



VIRGINIA

2014-15 VIRGINIA CAVALIER WOMEN'S BASKETBALL GAME NOTES

2014-15 Schedule/Results

Nov. 14	OHIO STATE	W, 87-82
Nov. 16	RADFORD	W, 75-47
Nov. 20	at Xavier	W, 71-62
Nov. 23	AUBURN	W, 66-51
Nov. 28	vs. Toledo%	L, 64-62
Nov. 30	vs. FIU	W, 74-61
Dec. 03	at Illinois	L, 86-63
Dec. 06	DELAWARE STATE	W, 100-62
Dec. 16	LONGWOOD	W, 91-49
Dec. 19	SAINT MARY'S	W, 62-49
Dec. 21	HOWARD	W, 74-53
Dec. 28	Drexel 71, Miami 54\$	
	DAVIDSON \$	L, 67-57
Dec. 29	Miami (OH) 59, Davidson 58\$	
	DREXEL \$	W, 72-66
Jan 04	at Virginia Tech*	W, 62-47
Jan. 08	WAKE FOREST*	W, 72-70
Jan. 11	at No. 21 Syracuse*	L, 70-58
Jan. 15	BOSTON COLLEGE*	W, 68-56
Jan. 18	at No. 4 Louisville* ^{RSN}	L, 67-55
Jan. 21	at RV Miami* ^{ESPN3}	L, 67-58
Jan. 25	GEORGIA TECH*	L, 68-62
Jan. 29	NC STATE*	W, 71-63
Feb. 1	at Clemson* ^{ESPN3}	W, 77-72
Feb. 5	at No. 4 Notre Dame* ^{ESPN3}	L, 75-54
Feb. 12	No. 11 DUKE*	L, 71-45
Feb. 15	No. 7 FLORIDA STATE* ^{RSN}	L, 65-56
Feb. 19	at Pittsburgh* ^{ESPN3}	LOT, 68-63
Feb. 22	VIRGINIA TECH*	1 p.m.
Feb. 26	at No. 17 North Carolina* ^{RSN}	7 p.m.
Mar. 1	No. 8 LOUISVILLE* ^{RSN}	1 p.m.

* ACC game

% Florida International Tournament (Miami, Florida)

\$ Cavalier Classic Tournament

[RSN] - Regional Sports Networks

[ESPN3] - streamed online on ESPN.go.com/watchespn

All Times Eastern

Rankings are Associated Press

Game # 27 • Feb. 22, 2015 • 1 p.m.

John Paul Jones Arena • Charlottesville, Va.



Virginia Tech Hokies (10-17, 1-13 ACC)

at

Virginia Cavaliers (15-11, 5-8 ACC)



Radio: WINA 1070-AM: Jay James, Myron Ripley

TV: none

The Virginia women's basketball team (15-9, 5-6 ACC) hosts Virginia Tech (10-17, 1-13 ACC) on Sunday, Feb. 22 at 1 p.m.

Virginia is trying to snap a four-game slide that included losses to No. 4 Notre Dame (75-54), No. 11 Duke (71-45), No. 7 Florida State (65-56) and Thursday night's 68-63 overtime loss at Pitt. UVA has not lost five games in a row since the 2006-07 season.

After scoring four points with two rebounds against Florida State, senior center Sarah Imovbioh (Abuja, Nigeria) scored 18 points with 18 rebounds against the Panthers. It was the ninth time this season she scored 15 or more points in a game, the sixth time she logged 15 or more rebounds and the fourth time that she had at least 15 points and 15 rebounds in a game.

Imovbioh's tallies also pushed her closer to a pair of milestones. She comes into Sunday's game with 976 points, 24 shy of becoming the 30th member of Virginia's 1,000 point club. Imovbioh, with 741 career rebounds, is 23 away from entering the Virginia top-10 for career rebounds by tying Monica Wright (2006-10) at 764.

Imovbioh's 18 rebounds also raised her average back up to 10.8 per game and put her back atop of the ACC. She had fallen to fourth in the conference going into the Pitt game.

After making eight of 19 three-point attempts against Florida State, the Cavaliers were 1-of-9 (11.1 percent) from long range at Pitt, the third time in the last four losses that Virginia shot less than 20 percent from three. The Cavalier defense also limited Pitt to less than 20 percent long-range efficiency, with the Panthers making three of 20 shots (15.0 percent), the first time an opponent shot less than 20 percent since Georgia Tech went 2-of-15 (13.3 percent), a span of six games.

During the current four-game skid, Virginia is being outscored by 15.0 points per game and outrebounded by 9.25.

Projected Starting Lineup

G	1	Mikayla Venson	Fr.	11.4 ppg	2.0 rpg	61 assists
• ACC Freshman of the Week (Feb. 2); 2nd in ACC in 3pt shooting percentage (39.7 percent)						
G	12	Breyana Mason	So.	9.4 ppg	2.5 rpg	91 assists
• Third in the ACC in assist-to-turnover ratio 1.9; shooting 50.0 percent from 3 in ACC gms						
G	20	Faith Randolph	Jr.	16.6 ppg	3.8 rpg	38 steals/49 assts
• 925 career points; sixth in the ACC in scoring (16.6 ppg); 1st in FT percentage (89.3 percent)						
F	21	Lauren Moses	Fr.	5.7 ppg	5.8 rpg	32 blocks
• First career double-double against Clemson (15 pts, 10 reb)						
F	42	Sarah Imovbioh	Sr.	13.0 ppg	10.8 rpg	32 steals
• 11th double-double of year at Pitt; leads ACC in rebounding; 976 career points						

QUICK FACTS
THE UNIVERSITY OF VIRGINIA

Name.....The University of Virginia
 Founded.....by Thomas Jefferson in 1819
 Nicknames.....Cavaliers, Wahos, 'Hoos
 Location.....Charlottesville, Va.
 Enrollment.....21,238 (14,898 undergraduate)
 President.....Teresa A. Sullivan (Michigan State '70)
 Athletics Director.....Craig Littlepage (Pennsylvania '73)
 Conference.....Atlantic Coast Conference (ACC)
 Colors.....Orange and Blue
 Official Athletics Websites.....VirginiaSports.com
VirginiaSportsTV.com
 University Website.....virginia.edu

WOMEN'S BASKETBALL INFORMATION

First Season of Basketball.....1973-74
 All-Time Record.....852-408 (42nd year)*
 All-Time Home Record.....417-188*
 John Paul Jones Arena.....115-38 (9th season)*
 University Hall.....302-149
 All-Time ACC Record.....335-193 (35 years)*
 Home Facility.....John Paul Jones Arena (14,593)
 Press Row Phone Number.....434-962-0579
 NCAA Tournament Appearances/Last.....24/2010
 NCAA Tournament Record.....33-24
 WNIT Tournament Appearances/Last.....5/2012
 WNIT Tournament Record.....11-6
 2013-14 Record.....14-17
 ACC Record/Finish.....6-10/10th
 Letterwinners Returning/Lost.....7/4
 Starters Returning/Lost.....2/3
 Newcomers.....4

COACHING & SUPPORT STAFF

Head Coach.....Joanne Boyle
 Career Record.....274-146*
 Virginia Record.....70-53*
 Associate Head Coach.....Kim McNeill
 Assistant Coach.....La'Keshia Frett Meredith
 Assistant Coach.....Cory McNeill
 Asst AD WBB Operations.....Sarah Holsinger
 Assistant Director of Operations.....Hadley Zeavin
 Video Coordinator.....James Rogol
 Athletic Trainer.....Shannon Soares
 Strength & Conditioning.....Robb Hornett
 Equipment Manager.....Matt Althoff

*records through games of 2/19/15

INTERVIEW POLICY

All interview requests for Virginia women's basketball must be made through Melissa Dudek in the Virginia Athletics Media Relations Office. Players' individual phone numbers will not be given to the media at any time. Game day interviews will not be granted until the postgame press conference opportunity. Please give a minimum of 24 hours notice for all interview requests.

COMMONWEALTH CLASH

- Sunday's game is part of the 2014-15 Commonwealth Clash presented by Virginia529, which is a head-to-head, points-based competition between the athletic teams at Virginia and Virginia Tech.
- The Commonwealth Clash encourages a friendly, statewide rivalry between the two schools across all school-sponsored sports with 21 individual event points on the line. Fans are also encouraged to support their team through a fan-based point. The school that accumulates 11.5 points or more will be crowned the winner and take home the Virginia529 Commonwealth Clash trophy.
- Going into this weekend's events, the Cavaliers led the Hokies, 5.5-2.5. A half point is on the line in today's game. Another full point will be decided at the ACC Swimming & Diving Championships

SCOUTING VIRGINIA TECH

- Virginia Tech has dropped its last seven games, including Thursday night's 69-49 loss to No. 8 Louisville.
- Tech is averaging an ACC-low 58.0 points per game
- Vanessa Panousis leads the Hokies in scoring, averaging 13.1 points per game
- Rachel Camp paces the team in rebounding at 6.3 per game

CAVALIERS VS HOKIES

- Virginia is 44-10 all-time against Virginia Tech including an 19-2 record in ACC games.
- Virginia has won the last 17 meetings between the two including erasing a 17-point deficit last year in Blacksburg to win 67-60.
- Virginia won the first meeting this year 62-47 in which the Cavaliers hit eight three-pointers, including making five in the first half. Virginia opened the second half on a 16-2 run
- Breyana Mason was one of three Cavaliers to finish the game scoring in double digits, putting up 16 points, including making a pair of three-pointers. Mikayla Venson scored 13 points, going 5-of-11 from the field overall and 3-of-7 from three-point range. Sarah Imovbioh had 11 rebounds while also scoring nine points.
- Virginia Tech's Rachel Camp scored 23 points, including making one of VT's three three-pointers.
- Virginia Tech's last win over Virginia was Jan 22, 2007 in Charlottesville.

ON DECK

- Virginia has two more games remaining before the ACC Tournament, playing at No. 17 North Carolina on Thursday, Feb. 26 at 7 p.m. before closing out the 2014-15 regular season on Sunday, March 1, hosting No. 8 Louisville at 1 p.m.
- A special ceremony honoring Virginia's lone graduating senior, Sarah Beth Barnette, will take place prior to the Louisville game.

ACC LEADERS (BASED ON NCAA MINIMUMS)

- Faith Randolph leads the ACC in free throw percentage (89.3)
- Randolph is sixth in the ACC in scoring, averaging 16.6 ppg
- Mikayla Venson leads the conference in three-point % at 40.4
- Venson is eighth with 2.0 made-threes per game
- Sarah Imovbioh is back to leading the ACC in rebounding, averaging 10.8 per game. She has led the conference in this category most of the season.
- Imovbioh is 22nd in the nation in rebounding
- Imovbioh is tied for the conference lead in o-rebounds (4.4)
- Her 11 double-doubles is third-most in the conference and ranks 31st in the nation
- Breyana Mason is third in assist-to-turnover ratio (1.94) and seventh in assists per game (3.5)

COUNTDOWN TO 1000

- Two Virginia players have a chance of becoming the 30th and 31st members of the Virginia 1,000 point club this season
- Sarah Imovbioh comes into the game with 976 career points, making her 24 points shy of the milestone
- Faith Randolph has 932 career points, needing 68 points
- Imovbioh also has 741 career rebounds, 23 shy of moving into a tie for 10th place on the Virginia all-time rebounding list

ACC TOURNAMENT SEEDING

- Virginia comes into the game alone in 10th place in the ACC standings, one game behind ninth-place NC State
- The 10-15 seeds will all play first-round games on Wednesday, March 4 while the 5-9 seeds receive a bye into the second round and will begin play on Thursday, March 5. The top four seeds earn a double-bye into the Friday, March 6 quarterfinals
- The official seedings and complete ACC Tournament bracket will be announced by the conference office on Sunday, March 1

OVERTIME LOSS AT PITT

- A jumper from Aliyah Huland El gave Virginia a 10-point lead with 5:47 remaining, but the Cavaliers did not make another field goal until there were 13 seconds remaining in overtime, going 0-of-7 from the field to close out regulation and 1-of-6 in overtime.
- Virginia never trailed in regulation, closing out the first half on a 9-2 run to take a 30-20 lead into the break and led by as many as 12 in the game
- After shooting 33.3 percent (8-of-24) in the first half, Pitt made 15-of-30 shots during their comeback in the second half. Virginia shot 37.9 percent (11-of-29) in the first half and 35.5 percent in the second half (11-of-31). The Cavaliers were 1-of-9 from three-point range while Pitt made 3-of-20 long-range shots.
- Sarah Imovbioh scored 18 points, including going 8-of-10 from the free throw line, with 18 rebounds, her 11th double-double of the season. Venson had 11 points.

This Week in the ACC**Thursday, Feb. 19**

Pitt 68, Virginia 63 OT
Notre Dame 71, Georgia Tech 61
North Carolina 83, Wake Forest 45
Louisville 69, Virginia Tech 49
Syracuse 73, BC 51
NC State 68, Miami 65
Florida State 81, Clemson 38

Sunday, Feb. 22

Virginia Tech at Virginia
Duke at NC State
Pitt at Syracuse
Florida State at BC
Georgia Tech at Clemson
North Carolina at Miami

Monday, Feb. 16

Louisville at Notre Dame

Last Week in the ACC**Thursday, Feb. 12**

Duke 71, Virginia 45
North Carolina 71, Florida State 63
NC State 65, Georgia Tech 64
BC 75, Wake Forest 74
Miami 85, Syracuse 71
Pitt 53, Virginia Tech 35
Louisville 81, Clemson 49

Sunday, Feb. 15

Florida State 65, Virginia 56
Louisville 75, North Carolina 66
Syracuse 59, Virginia Tech 51
Pitt 65, Wake Forest 41
Miami 64, Georgia Tech 59

Monday, Feb. 16

Notre Dame 63, Duke 50
BC 64, NC State 59 OT

AP TOP 25
(Week 15 - Feb. 16)

RK	TEAM	RECORD	PTS
1	Connecticut (35)	24-1	875
2	South Carolina	24-1	831
3	Baylor	24-1	809
4	Notre Dame	23-2	772
5	Maryland	22-2	719
6	Tennessee	22-3	712
7	Oregon St	23-2	639
8	Louisville	22-3	624
9	Florida St	23-3	571
10	Duke	19-6	527
11	Kentucky	19-6	526
12	Arizona St	22-4	468
13	Iowa	21-4	453
14	Mississippi St	24-4	421
15	Texas A&M	19-6	361
16	Princeton	23-0	350
17	North Carolina	20-6	344
18	Stanford	19-7	296
19	Rutgers	19-6	274
20	Chattanooga	22-3	209
21	Nebraska	18-7	122
22	Florida Gulf Coast	23-2	74
23	James Madison	22-2	62
24	George Washington	22-3	59
25	Syracuse	18-8	41

Others receiving votes: Oklahoma 38, California 36, Seton Hall 20, South Florida 19, Northwestern 18, Gonzaga 16, Texas 12, DePaul 12, Green Bay 12, Dayton 11, LSU 9, Oklahoma St 8, Washington 6, Miami (FL) 5, Minnesota 4, Georgia 4, Arkansas-Little Rock 2, Quinnipiac 1, Western Kentucky 1, Pittsburgh 1, Wichita St 1

USA TODAY COACHES POLL
(Week 15 - Feb. 17)

1	Connecticut (31)	24-1	799
2	South Carolina (1)	24-1	764
3	Baylor	24-1	737
4	Notre Dame	24-2	705
5	Maryland	23-2	670
6	Tennessee	22-3	643
7	Louisville	22-3	594
8	Oregon St	23-2	574
9	Florida St	23-3	530
10	Kentucky	19-6	475
11	Iowa	21-4	462
12	Duke	19-7	441
13	Arizona St	22-4	404
14	North Carolina	20-6	391
15	Texas A&M	20-6	355
16	Mississippi St	24-4	332
17	Princeton	23-0	264
18	Rutgers	19-6	248
19	Stanford	19-7	229
20	Nebraska	18-7	161
21	James Madison	22-2	106
22	Chattanooga	23-3	82
23	George Washington	22-3	79
24	Florida Gulf Coast	23-2	62
25	Texas	16-8	58

Others receiving votes: Syracuse 51, Seton Hall 49, South Florida 24, Northwestern 17, DePaul 16, Arkansas-Little Rock 16, Gonzaga 15, Miami (FL) 11, Western Kentucky 9, Oklahoma 7, Washington 6, St. John's 5, LSU 4, Georgia 2, California 2, Oklahoma St 1

FLORIDA STATE

- Virginia cut the once 12-point deficit (26-14, 6:02 1st half) to four on four occasions, down to two twice and then got it to one point, 51-50, on a free throw by Syndey Umeri with 7:23 left in the game.
- The Seminoles outscored the Cavaliers 14-6 in the final six minutes to close out the game.
- Mikayla Venson was 4-of-5 from three-point range in the first half. She made her first attempt in the second half, starting the game 5-of-6 from three. She finished 5-of-9. She did not take a two-point shot in the game.
- In her first career start, Aliyah Huland El scored a career-high 14 points, going 5-of-9 from the field.
- Sydney Umeri played 34 minutes, scoring seven points with five rebounds, two assists, two blocks and a steal.

BACK TO BACK TO BACK BATTLES

- In the three games before the Notre Game contest, there were a combined 28 lead changes and 23 ties
- Against Georgia Tech, there were 15 ties and 12 lead changes with the Yellow Jackets overcoming a 10-point deficit
- Against NC State, there were six ties and nine lead changes with the Cavaliers overcoming an eight-point deficit
- In the Clemson game, there were seven lead changes and two ties

ACC FRESHMAN OF THE WEEK

- Guard Mikayla Venson was named the ACC Freshman of the Week for the week ending Feb. 1, her first career ACC honor
- Venson averaged 17.0 points and shot 80.0 percent (8-of-10) from 3-point range this week, while helping to lead the Cavaliers to a pair of victories over NC State and Clemson. Venson was 6-of-6 from 3-point range in the victory over NC State, setting the Virginia school record for 3-point efficiency in a game. With Virginia trailing by five points with five minutes left in the game, Venson scored eight-straight points, including hitting a pair of three-pointers, in a span of 2:18 to give Virginia a 63-60 lead. The Arlington, Va., native finished the game with 22 points, and also had a critical block down the stretch to help the Cavaliers get the win over the Wolfpack.
- Venson is the first Cavalier to earn the ACC Freshman of the Week honor since Ataira Franklin earned the accolade on Feb. 14, 2011.
- Sarah Imovbioh is the other Cavalier to earn an ACC weekly honor this season. She was named the Player of the Week after her opening weekend performance against Ohio State

THREE-POINT SHOOTING AGAINST NC STATE AND CLEMSON

- The Virginia shooters combined to make 10 three-pointers at Clemson, the fifth time this season that the team made 10 or more three-pointers in a game
- The Cavaliers shot 52.6 percent from three-point range at Clemson, the third time this season (and the third time in the last six games) they made more than 50 percent of their 3-pters
- In those two games, the Cavaliers were 21-of-34 from three-point range (61.7 percent)
- Virginia is third in the ACC in three-point shooting efficiency at 35.4 percent

THREE-POINT SHOOTING DEFENSE

- Virginia's five opponents prior to the Clemson game were held to less than 25 percent shooting from three-point range and were a combined 15-of-84 (17.8 percent)
- In the Louisville game, the Cardinals went 0-of-9 from three-point range, the first time Virginia held an opponent scoreless from beyond the arc since Norfolk State went 0-of-9 in 2012.
- Miami was just 1-of-12 from three-point range in the first half and finished the game shooting 21.1 percent (4-of-19)
- Georgia Tech was 2-of-15 (13.3 percent) from three-point range, 1-of-7 in the first half and 1-of-8 in the second half
- NC State missed its first eight three-point attempts and finished the game 6-of-26 (23.1 percent)
- Clemson snapped the streak by shooting 38.1 percent (8-of-21)
- Notre Dame started a new streak, going 2-of-8 (25.0 percent) from 3

NON-STARTERS

- In the Louisville and Miami games, the Virginia "bench" scored a combined seven points, three at Louisville and four at Miami, going a combined 1-of-8 from the field
- The non-starters only had two field goal attempts at Miami, a layup from Sydney Umeri and a blocked jumper from Aliyah Huland El. Sarah Beth Barnette was fouled while attempting a three-pointer, scoring two points from the free throw line
- Against Georgia Tech, the non-starters contributed nine points with Aliyah Huland El scoring seven points, all in the first half. Sydney Umeri scored on a second-half layup

RECORD-SETTING SINGLE-GAME PERFORMANCES

- Mikayla Venson's 6-for-6 three-point shooting performance against NC State was the best long-range shooting in program history, besting three players who have gone 5-of-5 from outside the arc in a game including Donna Holt (1988), Tammi Reiss (1990) and Kate Mooney (1997).
- Only one other player, Makenzi Morrison of BYU, has made more three-pointers in a game this season without a miss. Morrison went 7-of-7 against Pepperdine
- Venson was one trey shy of matching the program record for made-threes in a game with Mimi McKinney (1998), Kate Mooney (1998) and Monick Foote (1995) each having made seven threes in a game (on no fewer than 12 attempts)
- This was the second time this season a Cavalier rewrote a single-game record. Sarah Imovbioh set the school record for rebounds in a single game in the opener against Ohio State, grabbing 24 rebounds

ACC STANDINGS (through games of 2/19/15)

1.	Notre Dame	12-1	25-2
2.	Florida St	11-2	24-3
	Louisville	11-2	23-3
4.	Duke	10-3	19-7
5.	Syracuse	9-5	19-8
6.	North Carolina	8-5	21-6
	Miami (FL)	8-5	18-8
	Pittsburgh	8-5	18-8
9.	NC State	6-7	15-11
10.	Virginia	5-8	15-11
11.	Georgia Tech	4-9	14-13
	Boston College	4-9	12-14
13.	Clemson	1-12	9-17
14.	Virginia Tech	1-13	10-17
	Wake Forest	1-13	10-18

HOT SHOOTING PERFORMANCES

- Sarah Imovbioh was 9-of-11 (81.8 percent) from the field against Howard, topping her previous-best shooting, a 7-of-9 night against Auburn. She was also 7-of-9 in the final non-conference game against Drexel.
- Mikayla Venson was 6-of-8 from the field against Radford and 3-of-4 against Auburn. All four of her shots against Auburn were treys
- Venson was 5-of-7 from the field against FIU
- Breyana Mason was 4-of-6 (66.7 percent) shooting against Auburn
- Aliyah Huland El went 2-of-3 from 3-point range against FIU
- Sydney Umeri was 4-of-7 at Illinois and 3-of-4 against DSU
- Lauren Moses was 4-of-5 for 8 pts against Wake
- Breyana Mason was 7-of-9 against Georgia Tech with all nine attempts coming inside the 3 pt line
- Venson was 7-of-8 overall and 6-of-6 from three-point range against NC State

DISHING IT OUT

- Breyana Mason had seven assists against Delaware State
- Mason matched that mark with seven assists against Boston College (with one TO)
- Mason had six assists in the loss to Duke
- Sarah Beth Barnette had a career-high five assists against Delaware State
- Ten out of Virginia's 11 players had at least one assist against Delaware State
- Faith Randolph had her second five-assist game of the season against NC State

TURNOVERS

- The Cavaliers forced 25 turnovers against FIU, scoring 31 points off the miscues. Virginia only turned the ball over seven times in the game.
- The Cavaliers forced 20 Radford turnovers while only committing five.
- Both Mikayla Venson and Sarah Imovbioh had five steals against FIU.
- Seven different players had at least one steal against Radford.
- Virginia leads the ACC in fewest turnovers per game

THREE-POINT SHOOTING

- The Cavaliers were 7-of-10 from three-point range against Auburn, the first time Virginia had a 70 percent or better three-point efficiency since making 5-of-7 (71.4 percent) against UCSB in an NCAA Tournament game in 2008.
- The Cavaliers made 13 threes against Boston College, one shy of matching the school record
- Faith Randolph was 9-of-16 (56.3 percent) from three-point range through the first four games of the year
- Breyana Mason went 5-of-7 from three point range in the opener against Ohio State, but hadn't taken another three-point shot until going 0-for-1 against Toledo
- Mason went 4-of-5 against Boston College
- Mikayla Venson made five of her seven three-point attempts against Delaware State. Venson had another five-3 ptr game, making five of Virginia's 10 treys against Wake Forest, going 5-of-10 from long range
- The Cavaliers shot a season-best 73.3 percent (11-of-15) from three-point range, the third-highest team three-point shooting percentage in a game this season with only Stephen A. Austin's 83.3 percent (10-of-12) against Central Arkansas and Chattanooga's 75 percent (12-of-16) posting higher efficiencies while making at least 10 treys.
- The 11 makes from long range was the fourth time this season Virginia made 10 or more three-pointers in a game. Since 2008-09, Virginia has only had five games in which the squad has made at least 10 threes in a game. The Cavaliers went 6-of-7 from three-point range in the first half and made eight of their first nine attempts (88.9 percent).
- Venson went a school-record 6-of-6 from three against NC State
- The Cavaliers started the Clemson game making six of their first nine three-point shots. They finished the game 10-of-19 (52.6 percent)

ACC LEGENDS

- Former Audra Smith (1989-92) is a member of the 11th annual class of the ACC Women's Basketball Legends presented by New York Life
- The Cavaliers will face Smith this week as she is in her second season as the head coach of the Clemson Tigers
- During Smith's four-year playing career at Virginia (1989-92), the Cavaliers went 113-18, made three trips to the Final Four and won two ACC Championships. After graduating from Virginia with a degree in sociology in 1992, she worked in her hometown of Milledgeville, Georgia, before joining Debbie Ryan's staff in 1994, serving as an assistant coach. Smith served as the recruiting coordinator beginning in 2000, before leaving in 2004 to become the head coach at Alabama Birmingham. At UAB, Smith amassed a 57-39 record with her teams finishing with a winning record in each of her last four seasons there. On April 8, 2013, Smith was named the head coach at Clemson.

INSIDE VIRGINIA WOMEN'S BASKETBALL RADIO SHOW

The Inside Virginia Women's Basketball Show, live from its new location at Buffalo Wild Wings in the Barracks Road Shopping Center, will return on Jan. 5. The radio program, hosted by Channing Poole and featuring head coach Joanne Boyle, players and other members of the Virginia women's basketball program, will air on WINA-1070 AM from 6-7 p.m. on the following days:

Monday, Jan. 5
Monday, Jan. 12
Monday, Jan. 19
Monday, Jan. 26
Tuesday, Feb. 3
Monday, Feb. 9
Tuesday, Feb. 17
Monday, Feb. 23
Monday, March 9

NATIONAL GIRLS & WOMEN IN SPORTS DAY

In addition to the halftime ceremony honoring this year's nominee, National Girls and Women in Sports Day will also feature a pre-game sports festival held in the men's basketball practice court at John Paul Jones Arena. The festival will include multiple sports stations for youth to visit, including basketball, field hockey, football, golf, lacrosse, soccer and volleyball. Youth completing all seven stations will receive a complimentary T-shirt. Admission to the festival, to take place from 12:30 to 1:45 p.m., is free with a game ticket.

Jan. 25 vs. Georgia Tech

PLAY4KAY

The annual "Pink Game" will feature the team decked out in pink gear. Wear pink to help raise Breast Cancer Awareness.

Feb. 15 vs. Florida State

ALLSTATE WBCA GOOD WORKS TEAM NOMINEE

- Sarah Beth Barnette is one of six ACC student-athletes that have been nominated for the 2015 Allstate WBCA Good Works Team
- This prestigious community service award recognizes a distinguished group of student-athletes who have demonstrated a commitment to enriching the lives of others and contributing to the greater good in their communities as well as exhibiting exceptional leadership skills and an unwavering commitment to volunteerism.
- Barnette was not on the final roster of five Division I student-athletes announced in February

AT NOTRE DAME

- An and-one by Sydney Umeri with 15:26 remaining cut the deficit to seven, 49-42, the closest the Cavaliers would come.
- Virginia scored two points in the final 5:44 of the game.
- Virginia was 2-of-11 (18.2%) from three-point range. UND was 2-of-8 (25.0 percent)
- Faith Randolph scored 14 points in the first half, starting the game making 6 of 9 shots in the half. She finished the game with 16 points, going 7-of-13
- Sarah Imovbioh made zero field goals, going 0-fo-3, but scored three points on 3-of-4 free throw shooting. Imovbioh also added three assists and a steal.

CONTAINING CLEMSON COMEBACK BID

- After a hot-shooting first half in which the team made nine three-pointers and shot 62.1 percent, the Cavaliers built up a 19-point lead, 53-34, with 17:41 left in the game. Virginia started the second half making just five of its first 21 field goal attempts (23.8 percent) while the Tigers chipped away at the lead. Clemson erased the last of the deficit and took a 68-67 on a three-pointer after having an initial shot blocked but kicking out the offensive rebound to Chelsea Lindsay on the perimeter with four minutes left in the game.
- Clemson went 0-of-6 from the field in the final three minutes while Virginia got a key putback from freshman forward Lauren Moses (Mount Holly, N.J.) with 1:47 left in the game. Virginia made six free throws in the final 2:30 to shore up the 77-72 victory.

**Blue Ribbon Panel
ACC Preseason Poll**

1. Notre Dame (835 points, 38 1st Pl)
2. Duke (733, 1 1st Pl)
3. Louisville (724, 2 1st Place)
4. North Carolina (707)
5. Florida State (545)
6. Syracuse (536)
7. Georgia Tech (508)
8. Miami (421)
9. NC State (407)
- 10. Virginia (334)**
11. Wake Forest (295)
12. Virginia Tech (184)
13. Boston College (178)
14. Clemson (169)
15. Pittsburgh (144)

**Blue Ribbon Panel
Preseason All-ACC Team**

Elizabeth Williams, Sr., C/F, Duke
Kaela Davis, So., G, Georgia Tech
Sara Hammond, Sr., F, Louisville
Allisha Gray, So., G, North Carolina
Stephanie Mavunga, So, F, UNC
Xylina McDaniel, Jr., F, North Carolina
Lindsay Allen, So., G, Notre Dame
Jewell Loyd, Jr., G, Notre Dame
Brittney Sykes, Jr., G, Syracuse
Dearica Hamby, Sr., F, Wake Forest

**Blue Ribbon Panel Preseason
ACC Player of the Year**

Jewell Loyd, Jr., G, Notre Dame

**Blue Ribbon Panel
ACC Newcomer Watch List**

Sierra Calhoun, Fr., G/F, Duke
Rebecca Greenwell, R-Fr., G, Duke
Shakayla Thomas, Fr., F, Florida State
Mariya Moore, Fr., G, Louisville
Brianna Turner, Fr., G, Notre Dame

WIN OVER THE WOLFPACK

- With Virginia trailing by five points with five minutes left in the game, Mikayla Venson scored eight-straight points, including hitting a pair of three-pointers, in a span of 2:18 to give Virginia a 63-60 lead. After NC State narrowed the gap back to one, 64-63, with 1:13 remaining, Venson kicked the ball out to Breyana Mason who hit UVa's 11th three-pointer with 52 seconds remaining. After a pair of UVa free throws increased the lead to 69-63, NC State's Jennifer Mathurin took a three-point shot that was blocked by Venson. Mason scooped up the rebound and was fouled, going to the line to convert two free throws with seven second remaining to give the Cavaliers a 71-63 victory.
- Venson matched her career high with 22 points, going 7-of-8 overall and 6-of-6 from three-point range. Her 6-of-6 performance was the best long-range shooting in program history, besting three players who have gone 5-of-5 from outside the arc in a game including Donna Holt (1988), Tammi Reiss (1990) and Kate Mooney (1997).
- The Cavaliers made eight of their first nine three-point attempts and finished the game making 11 of 15 (73.3 percent). The Wolfpack went 6-of-26 from three with Mathurin making four of the long-range goals.

ROAD LOSS AT MIAMI

- Virginia held a 27-25 advantage at halftime, but the Hurricanes outscored the Cavaliers 42-31 in the second half
- Both teams shot less than 40 percent in the game with Miami going 25-of-64 (39.1 percent) while Virginia was 19-of-49 (38.8 percent) from the field.

LACK OF THREES AT LOUISVILLE

- After coming within one of the program record when they hit 13 three-pointers in the victory over Boston College last Thursday (Jan. 15), the Cavaliers made just one at Louisville, shooting a season-low 9.1 percent from beyond the arc.
- The Cardinals went 0-of-9 from three-point range, the first time Virginia held an opponent scoreless from beyond the arc since Norfolk State went 0-of-9 in 2012.
- Faith Randolph scored 24 points with five rebounds and three assists against the Cardinals. Randolph, in her third-straight game scoring 23 or more points, made a career-best 11 field goals while taking 22 shots. It was the fourth time this season Randolph took 20 or more shots in a game.
- Sarah Imovbioh had back-to-back double-doubles against BC and Louisville, scoring 11 points with 15 rebounds against the Cardinals, the fourth time this season she had 15 or more rebounds in a game.

NATIONAL GIRLS & WOMEN IN SPORTS DAY

Meghan O'Leary, a former two-sport student-athlete and Jefferson Scholar at Virginia and current member of the USRowing Board of Directors, will be honored on National Girls and Women in Sports Day when the Cavalier women's basketball team hosts Georgia Tech on Sunday, Jan. 25 at 2 p.m. at John Paul Jones Arena.

National Girls and Women in Sports Day brings national attention to the achievements of female athletes and to issues facing girls and women in sport. The event is co-sponsored by the University of Virginia Athletics Department and the University of Virginia Women's Center.

The theme of this year's event is "Bold in the Pursuit of Excellence."

O'Leary was a two-sport student athlete at Virginia playing volleyball for two seasons (2003-04) and softball for four years (2005-08), including being named the softball team captain in 2008. She was a Jefferson Scholar and a five-time member of the Atlantic Coast Conference Academic Honor Roll. Following graduation, O'Leary was a full-time staff member in production and programming for ESPN.

In 2010, O'Leary's career took a dramatic turn after picking up an oar for the first time and discovering she had a love for rowing. By 2011, she joined the USRowing National Training Center in Princeton, N.J., and since has earned a spot on two U.S. Senior National Teams (2013-14) and is an Olympic hopeful for 2016. O'Leary has represented America at the last two World Rowing Championships in the women's double sculls and in 2014 was named the Female Athlete Representative on the USRowing Board of Directors.

O'Leary will be the featured guest at a pre-game reception and she will be honored on the court at halftime of the Virginia-Georgia Tech women's basketball game.

National Girls and Women in Sports Day will also feature a pregame sports festival held in the men's basketball practice court at John Paul Jones Arena. The festival will include seven sports stations for youth to visit, including basketball, field hockey, football, golf, lacrosse, soccer, and volleyball. The festival will take place from 12:30-1:45 p.m. Youth completing all seven stations will receive a complimentary t-shirt. Admission to the festival is free with a game ticket. There will also be activities for youth set-up in the main lobby of the arena starting at 12:30 p.m., including a photo booth, a sign-making station, face painting, a balloon artist, and inflatable games.

Recent honorees at Virginia's National Girls and Women in Sports Day celebration include two-time volleyball MVP and philanthropist Amy (Mitchell) Griffin, Olympic-gold-medal swimmer Lauren Perdue, Paige Selenski and Michelle Vittese (members of the Cavalier field hockey team and gold-medal winners at the 2011 Pan Am games with USA Field Hockey), Natalie Randolph (former UVa track standout and varsity football coach at Calvin Coolidge High School in Washington, D.C.) and Lindsay Shoop (former UVa rower and Olympic gold medalist).

13-3'S VS BC

- The Cavaliers hit 13 three-pointers, including going 10-of-16 from long range in the first half, while limiting the Eagles to just three long-range baskets. Virginia shot just 36.1 percent overall in the game (22-of-61), but made 50.0 percent of its three-point attempts (13-of-26).
- Virginia's 13 three-pointers was one make shy of tying the program record for made-threes in a game. It was the third time this season that UVa made 10 or more three-pointers in a game.
- The Cavaliers had 16 assists, including the seven by Mason, on 22 field goals.
- Faith Randolph had her second-straight 20-point game, scoring 23 points, including going 4-of-6 from three-point range, with six rebounds.
- Breyana Mason scored 12 points, going 4-of-5 from three-point range, with seven assists and two steals.
- Sarah Imovbioh had her eighth double-double of the season, with 11 rebounds while scoring all 10 of her points in the second half.

COLD SHOOTING AT 'CUSE

- Virginia got off to a slow start in the first half, going making 10 of 39 shot attempts in the period including starting the game 1-of-12, while the Orange made eight three-pointers to take a 41-23 lead into halftime. The Cavaliers briefly cut the deficit to single digits with 12:30 remaining in the game, but Syracuse's timely three-pointers cut down Virginia's comeback attempts.
- Faith Randolph paced the Cavaliers at Syracuse with her sixth 20-point game of the year, scoring 24 points. Randolph made 10 field goals, scoring six of Virginia's 10 buckets in the first half, her second 10-basket performance of the season. Randolph also took 22 shots in the game, the third time this season she attempted 20 or more in a game.
- Lauren Moses matched her season high with 13 rebounds against Syracuse, grabbing 11 of those in the first half.

CAVALIERS COMEBACK VS WAKE

- Virginia earned a 72-70 home victory over Wake after trailing by nine points with 7:27 left in the game
- Mikayla Venson scored 16 of her 21 points in the final 6:39 of the game
- Venson scored Virginia's final 10 points, including hitting a pair of free throws with 1.0 seconds remaining.
- Venson went 5-of-10 from three-point range

- Lauren Moses had a well-balanced game, scoring eight points on 4-of-5 shooting, with seven rebounds, two assists and two steals. Moses also had three blocked shots, including batting down a potential game-winning attempt by the Demon Deacons in the final 18 seconds of the game.

CAVALIERS OPEN ACC PLAY

- Virginia's 62-47 victory over Virginia Tech in the ACC opener was the first time since 2008-09 that the Cavaliers won the first conference game of the season.
- Virginia hadn't started the season 2-0 in conference play since 2007-08
- The victory over the Hokies was the 17th-consecutive win in the series for the Cavaliers.
- The Cavaliers hit eight three-pointers, including making five in the first half.
- Breyana Mason was one of three Cavaliers to finish the game scoring in double digits, putting up 16 points, including making a pair of 3 pts.
- Mikayla Venson scored 13 points, going 5-of-11 from the field overall and 3-of-7 from three-point range.
- Sarah Imovbioh had 11 rebounds while also scoring nine points.
- Virginia Tech's Rachel Camp scored 23 points, including making one of VT's three three-pointers.

ACTING HEAD COACH

- Associate head coach Kim McNeill served as the acting head coach for three games (Longwood, Saint Mary's, Howard), while Joanne Boyle was finalizing an adoption. McNeill went 3-0 in those games. The wins will still be reflected in Boyle's career record.

CAVALIER CLASSIC TOURNAMENT

- For the first time, the Cavalier Classic, which dates back to 1976, had pre-determined match-ups as opposed to a true "classic" format.
- All four teams finished with 1-1 records.
- Virginia fell 67-57 against Davidson, bouncing back with a 72-66 victory over Drexel
- Sarah Imovbioh and Faith Randolph were named to the six-player All-Tournament team
- Imovbioh scored 40 pts with 28 rebs, four assts and five steals
- Randolph scored 27 pts with four rebs, 3 assts and 2 steals
- The Cavaliers had their worst-shooting game of the year, going 31.3 percent from the field against Davidson. Imovbioh went 9-of-11 from the field, with the rest of the team combining to go 12-of-51 (23.5 percent)
- Virginia had four players finish in double-digits against the Dragons. The Cavaliers made their last 14 free throws in the game, including going 6-of-6 from the line in the final 32 seconds.

100-POINT GAME

- Virginia defeated Delaware State, 100-62, before finals break
- After Delaware State tied the game, 11-11, on a pair of free throws seven minutes into the game, Virginia went on a 30-4 run, including a span in which UVa scored 18-straight points.
- The Cavaliers went into halftime with a 55-25 lead with three players already with double-digit points. Virginia outscored Delaware State, 45-37, in the second half.
- Freshman forward Jae'Lisa Allen scored a lay-up with 17 seconds remaining in the game, the first points of her career, to give UVa its first 100-point game since the Cavaliers scored 110 points in a Nov. 18, 2009 game against USC Upstate.
- Virginia had five players finish the game scoring in double figures. Mikayla Venson had the first 20-point performance of her career, finishing with 22 points, going 8-of-10 from the field, including 5-of-7 from three-point range.
- Breyana Mason scored 16 points while also dishing seven assists with three rebounds and three steals.
- Sarah Beth Barnette had a career-high 11 rebounds to lead the team while also scoring nine points with five assists a block and a steal.

LAST ROAD GAME OF 2014

- The Illinois game was Virginia's last road contest of the calendar year. The Cavaliers will not hit the road again until kicking off ACC play at Virginia Tech on Jan. 4, 2015 and will not leave the Commonwealth until playing at Syracuse on Jan. 11.

ACC/BIG TEN CHALLENGE

- The Cavaliers now have a 5-3 record all-time in the Challenge after falling 86-63 at Illinois.
- For only the second time in ACC/Big Ten Challenge history, the challenge ended in a tie with each conference winning seven games
- The ACC moves to 6-0-2 all-time in the Challenge with a 54-39 record against the Big Ten in Challenge games.
- Virginia started the game in a 13-0 deficit after going 0-for-8 from the field while also committing five turnovers before making their first field goal 8:12 into the contest.
- The Illini, who led 38-22 at the break, started the second half on a 21-5 run to put the game out of reach.
- Junior guard Faith Randolph (Derwood, Md.) led the Cavaliers with 16 points. Freshman forward Lauren Moses (Mount Holly, N.J.) had a season-high 13 rebounds, scoring five points with two blocked shots.
- The Illini shot 50.0 percent, including making 17 of 28 shots (60.7 percent) in the second half. Virginia shot 37.5 percent in the game. The Cavaliers held a 42-29 rebounding edge. UVa committed 18 turnovers while the Illini turned the ball over 11 times.

FIU THANKSGIVING CLASSIC TOURNAMENT

- Faith Randolph was named to the All-Tournament team, scoring 21 points against Toledo and 16 against FIU
- The Cavaliers suffered their first defeat of the season, falling 64-62 in their opening-round game against Toledo. Virginia held a 10-point lead, 51-41, with 11 minutes remaining in the game, but Florida International chipped away at the deficit, coming back to tie and then take a 56-55 lead with 3:22 remaining. The final minute of play included three lead changes beginning with Toledo taking a 61-60 lead with 32 seconds remaining after Virginia committed an offensive foul. Mikayla Venson swung the score back in UVa's favor, pulling up for a free-throw-line jump shot with 13 seconds remaining. Zanoquera hit a three-pointer with five seconds left in the game to give the Rockets a 64-62 lead. Venson fired off a three-point attempt as the buzzer sounded, but it clanged off the rim.
- In the consolation final, Virginia earned a 74-61 victory over FIU.
- Virginia, which led the entire game, forced 25 FIU turnovers, scoring 31 points off the miscues.
- Virginia had four players finish the game with double-digit points, led by Sarah Imovbioh who logged her fourth double-double of the season with 16 points and 10 rebounds while also matching a career high with five steals.
- Virginia went 7-of-7 from the field to start the game and 5-of-5 to start the second half.

RAINING THREES VS AUBURN

- Virginia won its fourth-straight game, 66-51
- The Cavaliers broke open a five-point game by going on a 19-3 run early in the second half, making 10 of their first 13 field goal attempts in the period while Auburn went 3-of-14 in the same span. The Tigers also committed five turnovers during that same span.
- Virginia's hot-shooting second-half performance propelled the Cavaliers to a 20-point advantage with 9:16 remaining in the second half. Virginia held a 21-point lead heading into the final two minutes of play, but Auburn capitalized on four late UVa turnovers to go on a 6-0 run to close out the game.
- The Cavaliers shot 70.0 percent from three-point range, making seven of 10 while Auburn was 8-of-20 for 40.0 percent. It was the first time Virginia had a 70 percent or better three-point efficiency since making 5-of-7 (71.4 percent) against UCSB in an NCAA Tournament game in 2008.
- Sarah Imovbioh had her third double-double of the season, reaching double figures in points and rebounds by halftime and finishing with 21 points and 13 rebounds. Faith Randolph scored 18 points on 6-of-13 shooting, including going 3-of-4 from three-point range. Mikayla Venson scored 10 points.

ACC PLAYER OF THE WEEK (NOV. 17)

- Virginia senior center Sarah Imovbioh has been named the Atlantic Coast Conference Women's Basketball Player of the Week
- Imovbioh set the Virginia single-game rebounding record with 24 boards against Ohio State, and accounted for almost half of Virginia's 51 total rebounds in the game.
- Against Radford, Imovbioh only played 20 minutes, but still nearly had another double-double with 14 points and 9 boards.
- Imovbioh averaged 16 points and 16.5 rebounds in UVa's two wins.
- Imovbioh is the first Cavalier to earn this honor since Chelsea Shine was named the ACC Player of the Week on Nov. 21, 2011 after Virginia upset No. 3 Tennessee, 69-64, in overtime.

ROAD WIN AT XAVIER

- Virginia led nearly the entire game, taking a 37-25 lead into halftime.
- Xavier made just one three pointer on 11 attempts in the first half, but went 7-of-14 after the break, including Jada Byrd hitting a three-pointer as time expired, to cut the final deficit to single digits.
- The Cavaliers were 3-of-7 from three-point range and 10-of-12 from the free throw line, shooting 46.8 percent overall from the field. Virginia outrebounded Xavier, 44-33, with UVa scoring 17 second-chance points.
- Faith Randolph scored 26 points, matching her career high. Randolph went 8-of-8 from the free throw line, helping her to her second 25-point game of the season.
- Sarah Imovbioh finished with 18 points and 13 rebounds.
- Breyana Mason (6) and Mikayla Venson (5) accounted for 11 of Virginia's 14 assists.

ROUTING RADFORD

- Virginia closed out the opening homestand with a 75-47 victory over Radford.
- UVa had four players end the game in double-figures. Mikayla Venson (12 points on 6-of-8 shooting), Sarah Imovbioh (14 points with nine rebounds in 20 minutes on the court), Breyana Mason (11 points, five assists.) And Faith Randolph (11).
- Virginia never trailed in the game, holding a 31-21 advantage at halftime and outscored the Highlanders 44-26 after the break.
- Virginia forced 20 turnovers, with seven different Cavaliers getting at least one steal, scoring 21 points off the miscues. Radford outrebounded Virginia 43-38, scoring 23 second-chance points to Virginia's 13.

OHIO STATE OPENER

- Virginia topped Ohio State, 87-82 in the season-opener
- Sarah Imovbioh pulled in a school-record 24 rebounds while also scoring 18 points for her 16th career double-double.
- The game, which featured 18 lead changes and six ties, was knotted 79-79 with a minute remaining. Randolph drove through the Ohio State zone, converting a lay-up with 51 seconds left on the clock to give UVa an 81-79 advantage. After Ohio State missed a three-pointer on the opposite end, Lauren Moses came up with the rebound, her seventh of the game. The Cavaliers went 6-for-6 from the free throw line in the final 36 seconds of the game to secure the season-opening victory.
- Breyana Mason scored a career-high 22 points, going 8-of-11 from the field including making five of seven three-point attempts, with six assists.
- Faith Randolph led the Cavaliers with a 25-point performance.
- Virginia has won nine of its last ten season-openers and has never lost a home opener at John Paul Jones Arena, winning its first home game in each of the last 15 seasons.

2015-16 RECRUITING CLASS

- The Cavaliers signed three post players (two forwards and a center) to join the team in 2015-16
- Debra Ferguson, a 6-4 center from Madison Heights, Va., has averaged 10.7 points, 8.0 rebounds and 2.3 blocks per game.
- Ferguson, whose Amherst County High is located an hour south of Charlottesville, is a two-time Second-Team All-Seminole District honoree and also named First-Team All-Conference 23 last season.
- Moné Jones, a 6-3 forward from Durham, N.C., averaged 10 points, eight rebounds, six blocks and 1.5 assists per game last season, helping to lead Riverside High to the state tournament's elite eight.
- Jones is ESPN-W's No. 61 overall recruit and ranked No. 11 at her position.
- Jones earned PAC 6 All-Conference honors in 2012, 2013, and 2014 in both basketball and volleyball.
- Jones participated in the 2014 USA Basketball Women's U18 National Team Trials last May.
- Shakyna Payne, a 6-3 forward from Acworth, Ga. (the same hometown as sophomore forward Sydney Umeri), averaged 12.6 points, 10.7 rebounds and 1.2 blocks per game last season

2014-15 VIRGINIA WOMEN'S BASKETBALL

NUMERICAL

NO.	NAME	POS.	HT.	CLASS	HOMETOWN / PREVIOUS SCHOOL
1	Mikayla Venson	Guard	5-7	FR	Arlington, Va./Yorktown
2	Jae'Lisa Allen	Forward	6-2	FR	Pine Bluff, Ark./White Hall
3	Sarah Beth Barnette	Forward	6-2	SR	Lexington, Ky./Lexington Christian Academy
10	J'Kyra Brown*	Guard	5-11	SO	Rocky Mount, N.C./Rocky Mount
12	Breyana Mason	Guard	5-8	SO	Woodbridge, Va./Forest Park
13	Tiffany Suarez	Guard	5-11	SO	Miami, Fla./Our Lady of Lourdes
15	Jaryn Garner	Guard	5-7	JR	Sewell, N.J./Germantown Academy (Pa.)
20	Faith Randolph	Guard	5-10	JR	Derwood, Md./Our Lady of Good Counsel
21	Lauren Moses	Forward	6-2	FR	Mount Holly, N.J./Rancocas
23	Aliyah Huland El	Guard	6-1	FR	Randolph, N.J./Randolph
42	Sarah Imovbioh	Center	6-2	SR	Abuja, Nigeria/St. Anne's-Belfield (Va.)
44	Sydney Umeri	Forward	6-1	SO	Acworth, Ga./The Lovett School

ALPHABETICAL

NO.	NAME	POS.	HT.	CLASS	HOMETOWN / PREVIOUS SCHOOL
2	Jae'Lisa Allen	Forward	6-2	FR	Pine Bluff, Ark./White Hall
3	Sarah Beth Barnette	Forward	6-2	SR	Lexington, Ky./Lexington Christian Academy
10	J'Kyra Brown*	Guard	5-11	SO	Rocky Mount, N.C./Rocky Mount
15	Jaryn Garner	Guard	5-7	JR	Sewell, N.J./Germantown Academy (Pa.)
23	Aliyah Huland El	Guard	6-1	FR	Randolph, N.J./Randolph
42	Sarah Imovbioh	Center	6-2	SR	Abuja, Nigeria/St. Anne's-Belfield (Va.)
12	Breyana Mason	Guard	5-8	SO	Woodbridge, Va./Forest Park
21	Lauren Moses	Forward	6-2	FR	Mount Holly, N.J./Rancocas
20	Faith Randolph	Guard	5-10	JR	Derwood, Md./Our Lady of Good Counsel
13	Tiffany Suarez	Guard	5-11	SO	Miami, Fla./Our Lady of Lourdes
44	Sydney Umeri	Forward	6-1	SO	Acworth, Ga./The Lovett School
1	Mikayla Venson	Guard	5-7	FR	Arlington, Va./Yorktown

*will sit out the 2014-15 season

PRONUNCIATION GUIDE

Jae'Lisa Allen	JAY-lisa
J'Kyra Brown	Juh-KYE-rah
Aliyah Huland El	ah-LEE-uh HOO-land ELLE
Sarah Imovbioh	lh-MOE-bee-OH
Breyana Mason	bre-AHHH-na
Sydney Umeri	EW-merry
La'Keshia Frett Meredith	Lah-KEY-shah

JAE'LISA ALLEN #2

Freshman • Forward • 6-2 • Pine Bluff, Ark. • White Hall



2014-15

- Made her collegiate debut against Radford (11/16), playing the final four minutes of the game
- Scored her first collegiate points in the final 30 seconds of the Delaware State game, giving the Cavaliers the basket that pushed them to the century mark

HIGH SCHOOL

- 2011-14 All-Conference
- 2014 All-State
- 2014 Full Court Award
- 2012 and 2013 All-Tournament honoree at the Music City Madness tournament
- 2014 McDonald's All-America nominee

PERSONAL

- Mother is Lisa Ruth
- Has volunteered her time with Toys for Tots, Special Olympics and the Salvation Army Bell-Ringing Campaign
- Enjoys singing and drawing
- Undeclared major

2014-15 GAME-BY-GAME:

Opponent	GS	FG-FGA	3FG-3FGA	FT-FTA	Off-Def	Total Reb	PF	Points	A	TO	Blk	Stl	Min
OHIO STATE		DNP											
RADFORD		0-1	0-0	0-0	0-0	0	0	0	0	0	0	0	4
at Xavier		DNP											
AUBURN		DNP											
vs Toledo		DNP											
at FIU		DNP											
at Illinois		DNP											
DELAWARE ST		1-2	0-0	0-0	0-1	1	2	2	0	0	0	0	6
LONGWOOD		0-0	0-0	0-0	0-1	1	1	0	0	0	0	0	3
SAINT MARYS		DNP											
HOWARD		DNP											
DAVIDSON		DNP											
DREXEL		DNP											
at Virginia Tech		DNP											
WAKE FOREST		DNP											
at Syracuse		DNP											
BC		DNP											
at Louisville		DNP											
at Miami		DNP											
GEORGIA TECH		DNP											
NC STATE		DNP											
at Clemson		DNP											
at Notre Dame		DNP											
DUKE		DNP											
FLORIDA STATE		DNP											
at Pitt		DNP											

SINGLE GAME BESTS

POINTS

Season: 2

Career:

REBOUNDS

Season: 1

Career:

FG MADE

Season: 1

Career:

FG ATTEMPTS

Season:

Career:

3 PT FG MADE

Season:

Career:

3 PT FG ATTEMPTS

Season:

Career:

FT MADE

Season:

Career:

FT ATTEMPTS

Season:

Career:

ASSISTS

Season:

Career:

BLOCKS

Season:

Career:

STEALS

Season:

Career:

VIRGINIA CAREER STATISTICS

Year	G-GS	Min/Avg	FG-FGA	Pct.	3FG-A	Pct.	FT-FTA	Pct.	O-D	T	Avg.	Pf-DQ	Ast	TO	Blk	St	Pts	Avg
2014-15	3-0	13/4.3	1-3	.333	0-0	.000	0-0	.000	0-2	2	0.7	3-0	0	0	0	0	2	0.7

SARAH BETH BARNETTE #3

Senior • Forward • 6-2 • Lexington, KY • Lexington Christian Academy



2014-15 SEASON

- Nominee for the Allstate WBCA Good Works Team
- Pulled in six rebounds against Auburn
- Had a team-high 11 rebounds against Delaware State, narrowly missing a double-double with 9 pts while also adding five assists and blocking a shot in 17 mins.
- Scored five points with two rebounds and a steal in 11 minutes against Davidson
- Went 2-of-3 from three-point range against BC, scoring eight points with two assists and two blocked shots

2013-14 SEASON

- Appeared in 23 games, averaging 7.7 minutes per game
- Pulled in a career-high seven rebounds against High Point
- Scored six points with two rebounds, an assist and a steal in 11 minutes against UMES

AT A GLANCE

- Sat out the 2011-12 season due to NCAA transfer rules
- Played one season at Kentucky, appearing in 29 games and averaging 1.7 points and 1.6 rebounds per game
- 2010 Kentucky Miss Basketball and Gatorade Kentucky Player of the Year

2014-15 GAME-BY-GAME:

Opponent	GS	FG-FGA	3FG-3FGA	FT-FTA	Off-Def	Total Reb	PF	Points	A	TO	Blk	Stl	Min
OHIO STATE	0-3	0-3	0-0	1-1	2	1	0	1	0	1	0	0	11
RADFORD	1-2	1-1	0-0	2-2	4	1	3	0	0	0	0	0	17
at Xavier	0-0	0-0	0-0	0-1	1	1	0	0	1	0	0	0	3
AUBURN	1-2	1-1	0-1	0-6	6	2	3	2	2	0	0	0	17
vs Toledo	0-1	0-1	0-0	0-1	1	1	0	0	0	0	0	0	2
at FIU	0-2	0-2	0-0	0-0	0	2	0	0	0	0	1	0	7
at Illinois	0-0	0-0	0-0	0-0	0	0	0	0	0	0	0	0	3
DELAWARE ST	4-5	0-1	1-2	4-7	11	0	9	5	0	1	1	1	17
LONGWOOD	1-3	0-1	0-0	3-2	5	1	2	1	0	0	0	1	17
SAINT MARYS	0-0	0-0	0-0	3-1	4	3	0	0	0	0	0	0	12
HOWARD	1-2	1-2	0-0	0-1	1	1	3	0	3	0	0	0	10
DAVIDSON	2-2	1-1	0-0	1-1	2	3	5	0	0	0	0	1	11
DREXEL	2-3	1-2	1-2	1-1	2	3	6	2	1	0	0	0	16
at Virginia Tech	0-0	0-0	0-0	0-2	2	2	0	1	0	1	0	0	4
WAKE FOREST	0-2	0-2	0-0	1-0	1	0	0	0	0	0	0	0	6
at Syracuse	0-0	0-0	0-0	0-0	0	1	0	0	0	0	0	0	5
BC	3-5	2-3	0-0	0-1	1	3	8	2	1	2	0	0	15
at Louisville	0-0	0-0	0-0	0-1	1	1	0	0	1	1	1	1	5
at Miami	0-1	0-1	2-3	0-0	0	1	2	0	0	0	0	0	3
GEORGIA TECH	0-0	0-0	0-0	0-2	2	1	0	0	1	0	0	0	7
NC STATE	1-3	0-1	0-0	0-0	0	0	2	0	0	0	0	1	14
at Clemson	2-6	2-4	0-0	1-1	2	0	6	0	1	0	0	0	9
at Notre Dame	0-2	0-2	0-0	0-0	0	1	0	0	0	0	0	1	7
DUKE	1-2	0-1	0-0	0-2	2	2	2	0	1	0	1	0	14
FLORIDA STATE	1-2	1-2	0-0	0-1	1	2	3	0	0	0	0	0	10
at Pitt	0-0	0-0	0-0	1-1	2	0	0	0	0	0	0	0	3

SINGLE GAME BESTS

POINTS

Season: 9 vs Delaware State (12/06/14)
Career: 10 vs JMU (11/19/12)

REBOUNDS

Season: 11 vs Delaware State (12/06/14)
Career: 11 vs Delaware State (12/06/14)

FG MADE

Season: 4 vs Delaware State (12/06/14)
Career: 5 vs JMU (11/19/12)

FG ATTEMPTS

Season: 6 at Clemson (2/1/15)
Career: 7 (2x) last vs Providence (11/18/12)

3 PT FG MADE

Season: 2 (2x) last at Clemson (2/01/15)
Career: 2 at Clemson (2/01/15)

3 PT FG ATTEMPTS

Season: 4 at Clemson (2/01/15)
Career: 5 at Clemson (2/21/13)

FT MADE

Season: 2 at Miami (1/21/15)
Career: 2 at Miami (1/21/15)

FT ATTEMPTS

Season: 3 at Miami (1/21/15)
Career: 3 at Miami (1/21/15)

ASSISTS

Season: 5 vs Delaware State (12/06/14)
Career: 5 vs Delaware State (12/06/14)

BLOCKS

Season: 2 vs BC (1/15/15)
Career: 2 vs BC (1/15/15)

STEALS

Season: 1
Career: 2 vs Wake Forest (02/25/13)

VIRGINIA CAREER STATISTICS

Year	G-GS	Min/Avg	FG-FGA	Pct.	3FG-A	Pct.	FT-FTA	Pct.	O-D	T	Avg.	Pf-DQ	Ast	TO	Blk	St	Pts	Avg
2012-13	21-0	179/8.5	17-45	.378	5-21	.238	2-2	1.000	12-17	29	1.4	21-0	8	11	4	6	41	2.0
2013-14	23-0	178/7.7	15-40	.375	3-15	.200	4-9	.444	9-31	40	1.7	30-0	6	8	1	2	37	1.6
2014-15	26-0	245/9.4	20-48	.417	10-31	.323	4-8	.500	19-37	56	2.2	35-0	14	12	6	7	54	2.1
TOTAL	70-0	602/8.6	52-133	.391	18-67	.269	10-19	.526	40-85	125	1.8	86-0	28	31	11	15	132	1.9

J'KYRA BROWN

#10



Sophomore • Guard • 5-11 • Rocky Mount, N.C. • Rocky Mount

2014-15

- Will sit out the season under NCAA rules after transferring from East Carolina

2013-14 AT EAST CAROLINA

- Averaged 5.9 points per game while twice earning Conference USA Freshman of the Week honors
- Scored a season-high 29 points against Louisiana Tech, going 11-of-14 from the field and 6-of-8 from three-point range against the Lady Techsters

HIGH SCHOOL

- Finished her junior year as the leader in scoring (23.3 points per game), three-point field goals, free throws, and assists (3.2 assists per game), totalling a team-high 676 points
- Averaged 14.8 points per game as a sophomore, finishing the year with 430 points, while averaging 5.3 rebounds per game, 3.1 assists per game, 2.4 steals per game and 1.0 blocks per game
- Two-time All-State honoree
- Big East Conference (HS) Player of the Year as both a sophomore and a junior.
- Two-time Rocky Mount Telegram All-Area Player of the Year (2011, 2012)

PERSONAL

- Daughter of James and Jacqueline Brown
- Has two older siblings, James III and Jacquestavius
- Undeclared major

2014-15 GAME-BY-GAME:

Opponent	GS	FG-FGA	3FG-3FGA	FT-FTA	Off-Def	Total Reb	PF	Points	A	TO	Blk	Stl	Min
Will Not Play													

SINGLE GAME BESTS

POINTS

Season: _____

Career: _____

REBOUNDS

Season: _____

Career: _____

FG MADE

Season: _____

Career: _____

FG ATTEMPTS

Season: _____

Career: _____

3 PT FG MADE

Season: _____

Career: _____

3 PT FG ATTEMPTS

Season: _____

Career: _____

FT MADE

Season: _____

Career: _____

FT ATTEMPTS

Season: _____

Career: _____

ASSISTS

Season: _____

Career: _____

BLOCKS

Season: _____

Career: _____

STEALS

Season: _____

Career: _____

VIRGINIA CAREER STATISTICS

Year	G-GS	Min/Avg	FG-FGA	Pct.	3FG-A	Pct.	FT-FTA	Pct.	O-D	T	Avg.	Pf-DQ	Ast	TO	Blk	St	Pts	Avg
------	------	---------	--------	------	-------	------	--------	------	-----	---	------	-------	-----	----	-----	----	-----	-----

ALIYAH HULAND EL #23

Freshman • Guard • 6-1 • Randolph, N.J. • Randolph High



2014-15 SEASON

- Made her collegiate debut against Ohio State, scoring five points with an assist and two blocked shots in 13 minutes
- Went 2-of-3 from three-point range, scoring 8 pts against FIU
- Had back-to-back double-digit scoring games against DSU (10) and Longwood (11)
- Had her first career start against Florida State, scoring a season-high 14 points

HIGH SCHOOL

- Morris County's all-time leading scorer with 2,286 points and a 21.2 ppg average at Randolph High
- Also holds Randolph High career records for rebounds (900), assists (450) and blocks (225)
- In her senior season, led the state in scoring with 810 points
- Was also a three-time MVP for the track team, holding the school record in the triple jump (38' 11/4")
- Played volleyball her freshman through junior seasons, breaking the school record for career kills with 542

PERSONAL

- Parents are Leslie-Ann Huland El and Rahim Huland El
- Father, Rahim, played college basketball at Vermont

2014-15 GAME-BY-GAME:

Opponent	GS	FG-FGA	3FG-3FGA	FT-FTA	Off-Def	Total Reb	PF	Points	A	TO	Blk	Stl	Min
OHIO STATE	2-7	1-3	0-0	0-1	1	4	5	1	2	2	0	13	
RADFORD	2-11	0-7	3-5	1-4	5	4	7	1	0	0	1	19	
at Xavier	2-4	0-2	0-0	0-2	2	0	4	0	2	0	2	10	
AUBURN	1-7	0-1	0-0	1-1	2	2	2	1	3	1	1	22	
at Toledo	1-4	1-4	0-0	1-1	2	0	3	0	1	0	0	15	
at FIU	3-6	2-3	0-0	1-2	3	2	8	1	1	0	1	19	
at Illinois	1-5	0-2	1-2	2-1	3	3	3	0	2	0	1	15	
DELAWARE ST	5-12	0-5	0-0	2-1	3	0	10	2	0	1	0	21	
LONGWOOD	5-9	1-3	0-1	0-2	2	1	11	4	0	2	4	21	
SAINT MARYS	2-9	1-5	0-0	0-0	0	2	5	1	1	0	1	16	
HOWARD	0-3	0-2	2-2	0-0	0	1	2	0	5	0	3	16	
DAVIDSON	2-7	1-4	2-2	0-1	1	0	7	1	0	1	2	19	
DREXEL	1-4	0-3	2-2	0-2	2	2	4	4	2	0	0	15	
at Virginia Tech	4-9	2-4	0-0	1-1	2	3	10	1	1	0	0	20	
WAKE FOREST	4-11	2-7	2-2	2-1	3	3	12	1	1	0	1	24	
at Syracuse	3-8	1-4	0-0	1-1	2	2	7	3	3	1	2	27	
BC	0-3	0-2	0-1	0-2	2	3	0	0	2	1	0	12	
at Louisville	0-1	0-0	1-2	0-0	0	2	1	0	0	0	0	5	
at Miami	0-1	0-0	0-0	0-1	1	2	0	0	1	0	0	7	
GEORGIA TECH	3-8	1-3	0-0	0-1	1	1	7	1	2	0	0	18	
NC STATE	1-4	1-2	2-2	0-1	1	0	5	0	3	1	0	17	
at Clemson	2-3	2-2	0-0	0-1	1	2	6	0	0	0	0	15	
at Notre Dame	0-2	0-1	0-0	1-0	1	3	0	1	0	0	0	6	
DUKE	1-8	1-3	2-2	3-2	5	3	5	1	3	0	0	24	
FLORIDA STATE *	5-9	1-4	3-3	0-2	2	3	14	1	0	0	0	31	
at Pitt	3-9	0-2	1-1	0-0	0	4	7	1	0	0	1	20	

SINGLE GAME BESTS

POINTS

Season: 14 vs Florida State (02/15/15)

Career:

REBOUNDS

Season: 5 (2x) last vs Duke (02/12/15)

Career:

FG MADE

Season: 5 (3x)

Career:

FG ATTEMPTS

Season: 12 vs Delaware St (12/06/14)

Career:

3 PT FG MADE

Season: 2

Career:

3 PT FG ATTEMPTS

Season: 7 vs Radford (11/16/14)

Career:

FT MADE

Season: 3

Career:

FT ATTEMPTS

Season: 5 vs Radford (11/16/14)

Career:

ASSISTS

Season: 4 (2x) last vs Drexel (12/29/14)

Career:

BLOCKS

Season: 2 (2x)

Career:

STEALS

Season: 4 vs Longwood (12/16/14)

Career:

CAREER STATISTICS

Year	G-GS	Min/Avg	FG-FGA	Pct.	3FG-A	Pct.	FT-FTA	Pct.	O-D	T	Avg.	Pf-DQ	Ast	TO	Blk	St	Pts	Avg
2014-15	26-1	447/17.2	53-164	.323	18-78	.231	21-27	.778	16-31	47	1.8	52-0	26	35	10	20	145	5.6

SARAH IMOVBIOH #42

Senior • Center • 6-2 • Abuja, Nigeria • St. Anne's-Belfield (Va.)



2014-15 SEASON

- Has led the ACC in rebounding all season, currently averaging 10.9 per game
- Led the nation in offensive rebounds per game much of the year, still in the top-10
- Top 10 in the nation in field goal shooting percentage (58.1 percent)
- Set the Virginia program record for rebounds in a single game with 24 in the season-opener against Ohio State (10 offensive, 14 defensive)
- Also scored 18 points against the Buckeyes, going 7-of-10 from the field
- ACC Player of the Week (Nov. 17)
- Scored a season-high 25 points, going 11-of-14 from the field, while also adding 15 rebounds against Longwood
- Named to the Cavalier Classic All-Tournament Team after scoring 21 points with 19 rebounds against Davidson and scoring 19 points with nine rebounds against Drexel
- Scored 18 points with 18 rebounds at Pitt

2013-14 SEASON

- Ranked sixth in the ACC in rebounding at 8.2 per game, leading the Cavaliers
- Led the ACC in offensive rebounds at 4.0 per game
- Eighth in the ACC in field goal percentage (54.5 percent)
- Had 10 double-doubles this season
- Was second on the team in scoring, averaging 12.3 points per game
- Finished the season with a 27-point, 10-rebound performance against Georgia Tech in the second round of the ACC Tournament, going 9-of-11 from the field and 9-of-10 from the free throw line

AT A GLANCE

- Was ruled ineligible to compete and practice by the NCAA during her first year (2011-12)
- NCAA rules state she could earn that fourth year back if she earns 80% of her degree by her fifth year. If that does happen, she will play that fourth year as a graduate student in 2015-16
- 2011 Parade Magazine All-American High School Girls Basketball Team

2014-15 GAME-BY-GAME:

Opponent	GS	FG-FGA	3FG-3FGA	FT-FTA	Off-Def	Total Reb	PF	Points	A	TO	Blk	Stl	Min
OHIO STATE	*	7-10	0-0	4-6	10-14	24	1	18	0	2	3	0	32
RADFORD	*	6-10	0-0	2-3	5-4	9	3	14	0	0	0	1	20
at Xavier	*	9-14	0-0	0-1	7-6	13	2	18	1	1	0	1	35
AUBURN	*	7-9	0-0	7-8	6-7	13	0	21	2	2	0	4	28
vs Toledo	*	3-7	0-0	3-5	5-4	9	3	9	2	2	0	0	31
at FIU	*	8-12	0-0	0-1	2-8	10	4	16	1	1	0	5	25
at Illinois	*	2-4	0-0	6-11	4-4	8	4	10	0	1	2	0	23
DELAWARE ST*	*	4-9	0-0	2-5	6-3	9	3	10	1	0	1	1	18
LONGWOOD	*	11-14	0-0	3-8	8-7	15	0	25	0	1	0	1	27
SAINT MARYS	*	2-6	0-0	2-3	3-2	5	2	6	0	3	0	0	26
HOWARD	*	9-11	0-0	3-7	3-7	10	2	21	0	4	0	3	30
DAVIDSON	*	8-13	0-0	5-7	12-7	19	3	21	1	4	0	2	33
DREXEL	*	7-9	0-0	5-8	5-4	9	2	19	3	3	0	3	32
at Virginia Tech	*	3-5	0-0	3-8	5-6	11	3	9	1	1	0	1	24
WAKE FOREST*	*	3-5	0-0	2-5	1-6	7	4	8	1	3	0	1	25
at Syracuse	*	6-15	0-0	2-5	7-2	9	3	14	1	3	0	0	32
BC	*	4-7	0-0	2-2	3-8	11	4	10	2	3	0	1	31
at Louisville	*	5-10	0-0	1-3	3-12	15	4	11	0	2	2	1	31
at Miami	*	3-5	0-0	8-12	3-5	8	2	14	2	1	1	1	35
GEORGIA TECH*	*	2-6	0-0	1-4	4-3	7	4	5	1	1	0	1	22
NC STATE	*	1-6	0-0	4-6	1-3	4	1	6	1	1	1	1	28
at Clemson	*	6-10	0-0	3-3	4-9	13	3	15	3	1	2	2	32
at Notre Dame	*	0-3	0-0	3-4	0-16	16	0	3	3	4	0	1	34
DUKE	*	6-10	0-0	2-2	2-6	8	3	14	1	2	0	0	35
FLORIDA STATE*	*	2-4	0-0	0-0	0-2	2	4	4	1	3	0	1	18
at Pitt	*	5-10	0-0	8-10	6-2	18	5	18	0	3	1	0	35

SINGLE GAME BESTS

POINTS

Season: 25 vs Longwood (12/16/14)
Career: 27 vs Georgia Tech (03/06/14)

REBOUNDS

Season: 24 vs Ohio State (11/14/14)*
Career: 24 vs Ohio State (11/14/14)*

FG MADE

Season: 11 vs Longwood (12/16/14)
Career: 11 vs Longwood (12/16/14)

FG ATTEMPTS

Season: 15 at Syracuse (1/11/15)
Career: 17 vs KState (11/29/13)

3 PT FG MADE

Season:
Career: 1

3 PT FG ATTEMPTS

Season:
Career: 4 at Florida State (03/02/14)

FT MADE

Season: 8 (2x) last at Pitt (02/19/15)
Career: 9 (2x) last vs. Georgia Tech (03/06/14)

FT ATTEMPTS

Season: 12 at Miami (01/21/15)
Career: 12 at Miami (01/21/15)

FT PERCENTAGE

Season: 7-8 vs Auburn (11/23/14)
Career: 8-8 vs Syracuse (11/24/12)

ASSISTS

Season: 3 (2x) last at Clemson (2/01/15)
Career: 4 (2x) last vs Miami (02/27/14)

BLOCKS

Season: 3 vs Ohio State (11/14/14)
Career: 4 at NC State (02/28/13)

STEALS

Season: 5 at FIU (11/30/14)
Career: 5 (2x) last at FIU (11/30/14)

DOUBLE DOUBLES

Season: 11, last at Pitt (02/19/15)
Career: 25, last at Pitt (02/19/15)

*Denotes school record

CAREER STATISTICS

Year	G-GS	Min/Avg	FG-FGA	Pct.	3FG-A	Pct.	FT-FTA	Pct.	O-D	T	Avg.	Pf-DQ	Ast	TO	Blk	St	Pts	Avg
2012-13	30-13	535/17.8	91-154	.591	0-0	.000	73-106	.689	85-120	205	6.8	81-2	11	56	13	13	255	8.5
2013-14	31-30	740/23.9	144-260	.554	0-1	.000	94-168	.560	125-129	254	8.2	100-3	8	53	4	22	382	12.3
2014-15	26-26	742/28.5	129-224	.576	0-0	.000	81-137	.591	115-167	282	10.8	69-1	28	52	13	32	339	13.0
TOTAL	87-69	2017/23.2	364-638	.571	0-1	.000	248-411	.603	325-416	741	8.5	250-6	47	161	30	67	976	11.2

BREYANA MASON #12

Sophomore • Guard • 5-8 • Woodbridge, Va. • Forest Park



2014-15 SEASON

- Scored a career-high 22 points in the season-opener against Ohio State, her first career 20-point game
- Went 8-of-11 from the field overall and 5-of-7 from 3pt range vs OSU, also dishing a career-high six assists
- Had seven assists with 2 turnovers against Delaware State, also scoring 16 pts
- Scored a team-high 16 points in the ACC opener at Virginia Tech, shooting 60.0 percent
- Had her second seven-assist game (with just one turnover) against BC
- Also 4-of-5 from three-point range for 12 points against BC

2013-14 SEASON

- Appeared in 30 games with 14 starts, averaging 3.5 points per game
- Had 37 assists and 20 steals

AT A GLANCE

- 2012-13 Gatorade Virginia Player of the Year & Parade Magazine All-American
- Attended the same high school as Virginia alum Monica Wright, breaking Wright's career scoring record, putting up 1,979 points
- Factoring in the two years of middle school (seventh and eighth grade) in which she played varsity basketball, Mason scored 3,313 points in six prep seasons

2014-15 GAME-BY-GAME:

Opponent	GS	FG-FGA	3FG-3FGA	FT-FTA	Off-Def	Total Reb	PF	Points	A	TO	Blk	Stl	Min
OHIO STATE	*	8-11	5-7	1-2	0-0	0	2	22	6	2	0	0	26
RADFORD	*	4-8	0-0	3-5	0-3	3	1	11	5	0	0	1	31
at Xavier	*	3-10	0-0	0-0	0-2	2	3	6	6	2	0	0	25
AUBURN	*	4-6	0-0	0-0	0-2	2	1	8	4	2	0	0	32
vs Toledo	*	0-7	0-1	0-0	0-3	3	2	0	3	1	0	0	29
at FIU	*	5-10	0-1	1-1	0-0	0	1	11	2	1	0	0	31
at Illinois	*	2-8	0-2	2-2	1-3	4	0	6	3	3	0	0	36
DELAWARE ST*	*	5-9	1-2	5-5	1-2	3	1	16	7	2	0	3	29
LONGWOOD*	*	2-3	0-1	6-6	1-2	3	1	10	4	1	0	3	26
SAINT MARYS*	*	2-4	1-1	2-2	0-1	1	0	7	2	1	0	2	29
HOWARD	*	1-5	0-2	1-2	1-2	3	2	3	3	2	0	3	35
DAVIDSON	*	2-7	0-3	0-0	0-2	2	1	4	2	2	0	2	32
DREXEL	*	3-4	1-2	4-5	1-3	4	0	11	3	1	2	0	34
at Virginia Tech*	*	6-10	2-4	2-2	0-1	1	3	16	1	2	0	0	27
WAKE FOREST*	*	3-8	2-3	4-4	1-1	2	1	12	3	1	0	1	37
at Syracuse	*	0-8	0-1	2-2	1-3	4	1	2	2	4	0	2	32
BC	*	4-9	4-5	0-0	0-2	2	0	12	7	1	0	2	38
at Louisville	*	5-13	0-1	1-3	0-2	2	3	11	1	3	0	0	38
at Miami	*	4-11	1-2	2-3	1-3	4	1	11	4	2	0	1	39
GEORGIA TECH*	*	7-9	0-0	0-1	0-3	3	2	14	5	2	0	3	31
NC STATE	*	3-8	1-1	2-2	0-4	4	0	9	3	1	0	1	33
at Clemson	*	6-13	3-5	0-0	0-2	2	4	15	1	2	0	1	34
at Notre Dame*	*	4-13	0-1	1-2	0-2	2	1	9	3	1	0	1	38
DUKE	*	1-4	0-1	0-0	0-1	1	1	2	6	2	0	3	28
FLORIDA STATE*	*	2-7	1-4	1-1	0-3	3	1	6	3	4	0	3	39
at Pitt	*	4-11	0-0	2-2	0-4	4	3	10	2	2	0	2	42

SINGLE GAME BESTS

POINTS

Season: 22 vs Ohio State (11/14/14)
Career: 22 vs Ohio State (11/14/14)

REBOUNDS

Season: 4 (4x) last vs NC State (1/29/15)
Career: 4

FG MADE

Season: 8 vs Ohio State (11/14/14)
Career: 8 vs Ohio State (11/14/14)

FG ATTEMPTS

Season: 13 (3x) last at Notre Dame (02/05/15)
Career: 13 (3x) last at Notre Dame (02/05/15)

3 PT FG MADE

Season: 5 vs Ohio State (11/14/14)
Career: 5 vs Ohio State (11/14/14)

3 PT FG ATTEMPTS

Season: 7 vs Ohio State (11/14/14)
Career: 7 vs Ohio State (11/14/14)

FT MADE

Season: 6 vs Longwood (12/16/14)
Career: 6 vs Longwood (12/16/14)

FT ATTEMPTS

Season: 6 vs Longwood (12/16/14)
Career: 6 vs Longwood (12/16/14)

FT PERCENTAGE

Season: 6-6 vs Longwood (12/16/14)
Career: 6-6 vs Longwood (12/16/14)

ASSISTS

Season: 7 (2x) last vs BC (01/15/15)
Career: 7 (2x) last vs BC (01/15/15)

BLOCKS

Season: 2 vs Davidson (12/28/14)
Career: 2 vs Davidson (12/28/14)

STEALS

Season: 3 (multiple)
Career: 3 last vs Georgia Tech (1/25/15)

DOUBLE DOUBLES

Season:
Career:

CAREER STATISTICS

Year	G-GS	Min/Avg	FG-FGA	Pct.	3FG-A	Pct.	FT-FTA	Pct.	O-D	T	Avg.	Pf-DQ	Ast	TO	Blk	St	Pts	Avg
2013-14	30-14	553/18.4	39-118	.331	9-19	.474	17-22	.773	10-32	42	1.4	32-0	37	43	0	20	104	3.5
2014-15	26-26	851/32.7	90-216	.417	22-50	.440	42-52	.808	8-56	64	2.5	36-0	91	47	2	34	244	9.4
TOTAL	56-40	1404/25.1	129-334	.386	31-69	.449	59-74	.797	18-88	106	1.9	68-0	128	90	2	54	348	6.2

LAUREN MOSES

#21



Freshman • Forward • 6-2 • Mount Holly, N.J. • Rancocas

2014-15 SEASON

- Made her collegiate debut against Ohio State, starting the game, playing 20 minutes with four points and seven rebounds
- Had her first double-digit scoring game against Toledo, scoring 14 points with eight rebounds
- Led the team with 13 rebounds at Illinois, her first career double-digit rebounding effort
- In the victory over Wake Forest, scored eight points, going 4-of-5 from the field, with seven rebounds, two steals, two assists and three blocked shots, including a crucial block in the final 20 seconds

HIGH SCHOOL

- Led Rancocas Valley Regional High School to four-straight State Championship games and two state titles (2013, 2011)
- Scored 1,823 points in her high school career to become Rancocas Valley's all-time leading scorer in school history, breaking the previous mark set by UVa alum Demya Walker
- Ranked in the espnW 100 rankings at No. 17 in her position and No. 98 overall

PERSONAL

- Daughter of Vernon and Trinice Moses
- Brother, Dezman Moses, was an outside linebacker for the Green Bay packers (2012) and the Kansas City Chiefs (2013)
- Also has an older sister, Shaina

2014-15 GAME-BY-GAME:

Opponent	GS	FG-FGA	3FG-3FGA	FT-FTA	Off-Def	Total Reb	PF	Points	A	TO	Blk	Stl	Min
OHIO STATE	*	1-6	0-0	2-2	4-3	7	4	4	0	1	2	1	20
RADFORD	*	3-7	0-0	1-3	2-3	5	2	7	0	1	2	0	23
at Xavier	*	3-5	0-0	2-3	0-6	6	2	8	1	1	2	2	23
AUBURN	*	1-5	0-0	1-2	2-3	5	3	3	1	3	1	1	27
vs Toledo	*	6-10	0-0	2-4	5-3	8	4	14	0	2	0	0	25
at FIU	*	3-8	0-0	1-2	2-2	4	2	7	2	0	3	2	29
at Illinois	*	2-6	0-0	1-4	4-9	13	5	5	0	3	2	0	27
DELAWARE ST*	*	1-4	0-0	4-8	3-3	6	3	6	2	0	1	1	23
LONGWOOD	*	4-5	0-0	2-2	0-2	2	1	10	3	2	3	1	18
SAINT MARYS	*	2-4	0-0	0-1	1-3	4	4	4	0	1	0	0	15
HOWARD	*	0-2	0-0	5-6	2-4	6	2	5	2	1	1	1	24
DAVIDSON	*	2-7	1-4	2-2	0-1	1	0	7	1	0	1	2	19
DREXEL	*	1-7	0-0	0-2	1-2	3	3	2	0	2	2	1	19
at Virginia Tech*	*	2-7	0-0	1-2	4-4	8	3	5	3	2	0	1	32
WAKE FOREST*	*	4-5	0-0	0-0	3-4	7	3	8	2	2	3	2	33
at Syracuse	*	1-7	0-1	0-0	4-9	13	3	2	1	5	1	3	32
BC	*	0-3	0-0	0-0	3-2	5	1	0	1	2	0	0	18
at Louisville	*	2-3	0-0	0-0	2-7	9	5	4	0	1	1	0	20
at Miami	*	2-4	0-0	0-1	1-4	5	5	4	0	2	0	0	20
GEORGIA TECH*	*	2-6	0-0	0-0	2-4	6	2	4	1	4	1	0	29
NC STATE	*	2-4	0-0	2-2	2-5	7	1	6	0	4	2	1	22
at Clemson	*	6-10	0-0	3-6	6-4	10	3	15	3	0	2	2	29
at Notre Dame*	*	4-7	0-0	0-0	1-2	3	5	8	1	2	0	1	17
DUKE	*	3-9	0-0	0-0	1-0	1	3	6	1	3	2	0	23
FLORIDA STATE*	*	2-5	0-0	1-1	0-0	0	4	5	1	2	0	0	19
at Pitt	*	2-5	0-0	0-2	0-4	4	4	4	0	2	1	0	28

SINGLE GAME BESTS

POINTS

Season: 15 at Clemson (2/01/15)

Career:

REBOUNDS

Season: 13 (2x) last at Syracuse (01/11/15)

Career:

FG MADE

Season: 6 (2x) last at Clemson (2/01/15)

Career:

FG ATTEMPTS

Season: 10 (2x) last at Clemson (2/01/15)

Career:

3 PT FG MADE

Season:

Career:

3 PT FG ATTEMPTS

Season: 4 vs Davidson (12/28/14)

Career:

FT MADE

Season: 5 vs Howard (12/21/14)

Career:

FT ATTEMPTS

Season: 8 vs Delaware State (12/6/14)

Career:

ASSISTS

Season: 3 (multiple)

Career:

BLOCKS

Season: 3 (3x)

Career:

STEALS

Season: 3 at Syracuse (01/11/15)

Career:

DOUBLE DOUBLES

Season: 1 at Clemson (02/01/15)

Career:

CAREER STATISTICS

Year	G-GS	Min/Avg	FG-FGA	Pct.	3FG-A	Pct.	FT-FTA	Pct.	O-D	T	Avg.	Pf-DQ	Ast	TO	Blk	St	Pts	Avg
2014-15	26-26	607/23.3	60-149	.403	0-1	.000	28-53	.528	56-94	150	5.8	80-4	26	51	32	20	148	5.7

FAITH RANDOLPH #20

Junior • Guard • 5-10 • Derwood, Md. • Our Lady of Good Counsel



2014-15 SEASON

- Fifth in the ACC in scoring average (17.0) and first in FT shooting % (89.3)
- 925 career points, vying to become the 30th or 31st member of UVa's 1000 Point Club
- Opened the season with a 25-point performance against Ohio State, one point shy of her career high, taking 22 shots in the game
- Her start against OSU was just the 12th of her career and her first since Dec. 28, 2013 against Coppin State
- Scored 26 points at Xavier, matching her career high. It also made her the 21st player in program history to record three or more 25-point games in UVa career
- Averaged 20.2 ppg in the first five games
- FIU Thanksgiving Classic All-Tournament Team; Cavalier Classic All-Tourney
- Went 8-of-8 from the free throw line in the final 69 seconds vs Saint Mary's, helping to seal the victory and giving her her 4th 20-pt game of the year
- Had back-to-back 20-point games for the first time in her career, scoring 26 in the next game against Howard
- Back-to-back-to-back 20-point games against Syracuse (24), BC (23) and Louisville (24)

2013-14 SEASON

- Voted the ACC Sixth Player of the Year, the 2nd-ever Cavalier to earn honor
- Led all ACC "bench" players in scoring, averaging 11.8 points per game

2014-15 GAME-BY-GAME:

Opponent	GS	FG-FGA	3FG-3FGA	FT-FTA	Off-Def	Total Reb	PF	Points	A	TO	Blk	Stl	Min
OHIO STATE	*	9-22	3-7	4-5	1-5	6	3	25	5	1	0	3	36
RADFORD	*	5-11	1-3	0-0	0-4	4	2	11	0	0	0	2	28
at Xavier	*	8-14	2-2	8-8	1-3	4	2	26	0	3	0	3	35
AUBURN	*	6-13	3-4	3-4	0-5	5	3	18	0	2	2	2	33
vs Toledo	*	8-15	5-10	0-0	0-2	2	5	21	2	1	0	1	29
at FIU	*	6-12	0-3	4-5	0-1	1	1	16	1	0	0	1	30
at Illinois	*	5-17	1-5	5-5	0-2	2	2	16	3	5	0	0	27
DELAWARE ST*	*	6-12	2-3	1-2	0-1	1	2	15	1	2	0	0	25
LONGWOOD	*	6-14	0-4	2-2	0-2	2	1	14	1	0	0	3	26
SAINT MARYS	*	5-13	2-5	8-8	0-5	5	4	20	4	2	1	3	36
HOWARD	*	10-20	3-6	3-4	1-6	7	2	26	3	2	1	3	32
DAVIDSON	*	4-19	3-11	4-4	0-1	1	2	15	2	3	1	1	33
DREXEL	*	3-10	2-6	4-4	0-3	3	4	12	1	4	0	1	31
at Virginia Tech*	*	3-11	1-5	2-3	1-4	5	0	9	4	2	0	2	33
WAKE FOREST*	*	4-15	1-4	2-2	4-3	7	4	11	1	3	0	1	24
at Syracuse	*	10-22	3-10	1-1	1-1	2	0	24	2	1	0	0	38
BC	*	7-16	4-6	5-6	2-4	6	1	23	1	1	1	1	33
at Louisville	*	11-22	1-7	1-1	1-4	5	3	24	3	1	0	0	37
at Miami	*	5-15	2-4	2-2	0-3	3	4	14	3	4	0	2	36
GEORGIA TECH*	*	10-20	1-5	2-2	2-5	7	3	23	2	1	0	1	36
NC STATE	*	6-12	3-5	2-2	0-8	8	3	17	5	3	0	0	35
at Clemson	*	2-12	1-4	3-4	0-1	1	2	8	2	2	0	1	30
at Notre Dame*	*	7-13	1-2	1-1	1-2	3	3	16	1	1	0	3	32
DUKE	*	2-8	0-3	0-0	3-2	5	0	4	1	3	0	1	16
FLORIDA STATE		INJ											
at Pitt	*	3-16	1-4	0-0	1-0	1	4	7	1	4	0	3	32

SINGLE GAME BESTS

POINTS

Season: 26 (2x) last vs Howard (12/21/14)
 Career: 26 (3x) last vs Howard (12/21/14)

REBOUNDS

Season: 8 vs NC State (01/29/15)
 Career: 8 (2x) last vs NC State (01/29/15)

FG MADE

Season: 11 at Louisville (01/18/15)
 Career: 11 at Louisville (01/18/15)

FG ATTEMPTS

Season: 22 (3x) last at Louisville (01/18/15)
 Career: 22 (3x) last at Louisville (01/18/15)

3 PT FG MADE

Season: 5 vs Toledo (11/28/14)
 Career: 5 vs Toledo (11/28/14)

3 PT FG ATTEMPTS

Season: 11 vs Davidson (12/28/14)
 Career: 11 vs Davidson (12/28/14)

FT MADE

Season: 8 (2x) last vs St Marys (12/19/14)
 Career: 10 vs. High Point (11/11/13)

FT ATTEMPTS

Season: 8 (2x) last vs St Marys (12/19/14)
 Career: 11 vs. High Point (11/11/13)

FT PERCENTAGE

Season: 8-8 (2x) last vs St Marys (12/19/14)
 Career: 9-9 at UNC (2/20/14)

ASSISTS

Season: 5 (2x) vs NC State (01/29/15)
 Career: 6 vs. LA Tech (11/16/13)

BLOCKS

Season: 1
 Career: 1

STEALS

Season: 3
 Career: 3 (multiple)

DOUBLE-DOUBLES

Season:
 Career:

CAREER STATISTICS

Year	G-GS	Min/Avg	FG-FGA	Pct.	3FG-A	Pct.	FT-FTA	Pct.	O-D	T	Avg.	Pf-DQ	Ast	TO	Blk	St	Pts	Avg
2012-13	30-7	624/20.8	49-186	.263	13-66	.197	39-47	.830	13-36	49	1.6	22-0	26	47	2	18	150	5.0
2013-14	31-4	704/22.7	137-330	.415	25-88	.284	68-89	.764	45-52	97	3.1	67-1	44	56	1	43	367	11.8
2014-15	25-25	783/31.3	151-374	.404	46-128	.359	67-75	.893	19-77	96	3.8	60-1	49	51	6	38	415	16.6
TOTAL	86-36	2111/24.5	337-890	.379	84-282	.298	174-211	.825	77-165	242	2.8	149-2	119	154	9	99	932	10.8

TIFFANY SUAREZ #13

Sophomore • Guard • 5-11 • Miami, Fla. • Our Lady of Lourdes



2014-15 SEASON

- Scores six points against Radford, going 4-of-4 from the free throw line
- Had three blocked shots while also scoring eight points against Longwood
- Played 17 quality minutes against Duke, scoring five points with an assist and a steal

2013-14 SEASON

- Appeared in 26 games with five starts
- Averaged 2.9 points with 1.1 rebounds
- In her first collegiate games in her home state, scored 17 points at the FGCU Tournament, including logging her first double-digit scoring effort against FGCU with 13 points
- After scoring 16 points against Coppin State, going 7-of-10 from the field, earned her first career start against Princeton in the championship game of the Cavalier Classic
- Scored in each of the last four games to close out the season, including both ACC tournament games

AT A GLANCE

- Dade County Girl's Basketball 8A Player of the Year
- Three-time All-State
- Two-time All-Dade County
- Ranked No. 74 overall by Blue Star and No. 31 at her position by ESPN Hoop Gurlz

2014-15 GAME-BY-GAME:

Opponent	GS	FG-FGA	3FG-3FGA	FT-FTA	Off-Def	Total Reb	PF	Points	A	TO	Blk	Stl	Min
OHIO STATE	0-4	0-0	0-0	0-0	0-0	0	2	0	1	0	0	0	11
RADFORD	1-5	0-1	4-4	0-0	0	1	6	1	2	0	2	19	
at Xavier	1-5	0-0	0-0	0-0	0	2	2	0	0	0	0	16	
AUBURN	0-0	0-0	1-2	0-0	0	1	1	0	1	0	0	7	
vs Toledo	0-3	0-0	0-0	1-1	2	1	0	1	1	0	0	10	
at FIU	0-1	0-0	0-0	0-0	0	0	0	1	0	1	0	8	
at Illinois	1-2	0-0	0-0	2-0	2	3	2	2	0	0	1	14	
DELAWARE ST	1-4	0-0	2-2	0-1	1	2	4	2	1	0	0	14	
LONGWOOD	4-7	0-1	0-0	0-1	1	2	8	1	0	3	0	17	
SAINT MARYS	0-3	0-0	0-0	0-1	1	2	0	0	1	0	2	6	
HOWARD	0-3	0-0	0-0	2-3	5	0	0	0	1	0	1	6	
DAVIDSON	0-0	0-0	0-0	0-0	0	0	0	0	0	0	0	1	
DREXEL	0-0	0-0	0-0	0-0	0	1	0	0	1	0	0	5	
at Virginia Tech	0-2	0-0	0-0	0-0	0	2	0	0	1	0	0	9	
WAKE FOREST	DNP												
at Syracuse	DNP												
BC	DNP												
at Louisville	0-0	0-0	0-0	0-0	0	0	0	0	0	0	0	3	
at Miami	0-2	0-0	0-0	0-2	2	1	0	0	1	0	0	9	
GEORGIA TECH	DNP												
NC STATE	1-1	0-0	0-0	0-0	0	0	2	0	1	0	0	5	
at Clemson	0-1	0-0	0-0	0-0	0	0	0	2	0	0	0	11	
at North Carolina	1-2	0-0	0-0	1-0	1	3	2	0	0	0	0	8	
DUKE	2-4	0-0	1-4	0-0	0	0	5	1	2	0	1	17	
FLORIDA STATE	1-4	0-0	0-0	0-2	2	0	2	0	3	0	0	12	
at Pitt	1-1	0-0	0-0	0-1	1	0	2	0	0	1	0	7	

SINGLE GAME BESTS

POINTS

Season: 8 vs Longwood (12/16/14)
 Career: 16 vs. Coppin State (12/28/13)

REBOUNDS

Season: 2
 Career: 5 vs. Clemson (02/02/14)

FG MADE

Season: 4 vs Longwood (12/16/14)
 Career: 7 vs. Coppin State (12/28/13)

FG ATTEMPTS

Season: 7 vs Longwood (12/16/14)
 Career: 13 (2x) last at FGCU (12/21/13)

3 PT FG MADE

Season: --
 Career: --

3 PT FG ATTEMPTS

Season:
 Career: 3 vs. UMES (12/17/13)

FT MADE

Season:
 Career: 5 at FGCU (12/21/13)

FT ATTEMPTS

Season:
 Career: 5 at FGCU (12/21/13)

ASSISTS

Season: 2
 Career: 6 vs. Coppin State (12/28/13)

BLOCKS

Season: 3 vs Longwood (12/16/14)
 Career: 3 vs Longwood (12/16/14)

STEALS

Season: 2 vs Radford (11/16/14)
 Career: 3 (2x) last vs. Florida State (01/19/14)

DOUBLE DOUBLES

Season:
 Career:

CAREER STATISTICS

Year	G-GS	Min/Avg	FG-FGA	Pct.	3FG-A	Pct.	FT-FTA	Pct.	O-D	T	Avg.	Pf-DQ	Ast	TO	Blk	St	Pts	Avg
2013-14	26-5	318/12.2	28-93	.301	0-7	.000	19-25	.760	8-21	29	1.1	38-1	27	33	1	14	75	2.9
2014-15	22-0	215/9.8	14-54	.259	0-2	.000	8-12	.667	6-12	18	0.8	23-0	12	16	5	7	36	1.6
TOTAL	48-5	533/11.1	42-147	.286	0-9	.000	27-37	.730	14-33	47	1.0	61-1	39	49	6	21	111	2.3

SYDNEY UMERI

#44

Sophomore • Forward • 6-1 • Acworth, Ga. • The Lovett School



2014-15 SEASON

- Had eight rebounds at Xavier
- Had the second double-digit scoring game of her career at Illinois, also matching her career high with eight rebounds

2013-14 SEASON

- Appeared in all 31 games with 11 starts, averaging 18.0 minutes per game
- Averaged 2.8 points and 2.8 rebounds per game
- Made her collegiate debut at James Madison, starting the game
- Played 30 minutes, scoring four points in her debut
- Had her first double-digit scoring game at Liberty with 12 points
- Started the first 10 games of the season before coming off the bench at FGCU
- Scored six of her eight points at Wake Forest in a span of 1:42 during the second half

AT A GLANCE

- Ranked No. 29 overall and as the No. 9 forward by ESPN HoopGurlz
- Won a gold medal with the 2011 USA Basketball's U16 team at the FIBA Americas Championship in Mérida, Mexico
- Helped lead The Lovett School to a 2012 Georgia Region 6AA championship
- 2013 McDonald's All-America nominee
- Also competed one season (2009) for The Lovett School track team in the long and triple jumps, 400 and 4x400 and 4x100 relays as well as being a middle blocker for two seasons on the volleyball team

2014-15 GAME-BY-GAME:

Opponent	GS	FG-FGA	3FG-3FGA	FT-FTA	Off-Def	Total Reb	PF	Points	A	TO	Blk	Stl	Min
OHIO STATE	1-1	0-0	0-0	0-0	0-3	3	1	2	0	0	0	0	16
RADFORD	2-3	0-0	0-0	0-0	0-1	1	4	4	1	0	2	1	16
at Xavier	1-1	0-0	0-0	0-0	3-5	8	2	2	1	3	1	0	18
AUBURN	0-0	0-0	0-0	0-0	0-0	0	1	0	0	0	0	0	8
vs Toledo	2-3	0-0	2-2	1-2	3	1	6	1	0	0	0	0	22
at FIU	2-4	0-0	0-0	0-0	0-0	0	2	4	0	2	1	0	19
at Illinois	4-7	0-0	2-2	3-5	8	1	10	0	1	0	0	0	25
DELAWARE ST	3-4	0-0	0-0	1-1	2	1	6	1	0	2	2	2	15
LONGWOOD	0-2	0-0	0-0	0-1	0-1	1	1	0	0	1	0	0	15
SAINT MARYS	3-3	0-0	0-0	0-3	3	2	6	2	0	0	0	0	27
HOWARD	2-3	0-0	0-0	1-4	5	0	4	2	2	2	0	0	16
DAVIDSON	1-3	0-0	0-0	0-3	3	3	2	1	2	1	1	1	24
DREXEL	0-2	0-0	2-2	1-0	1	0	2	0	1	0	0	0	13
at Virginia Tech	0-1	0-0	0-0	1-4	5	1	0	0	2	0	0	0	20
WAKE FOREST	0-1	0-0	0-0	0-1	1	2	0	1	4	0	1	1	15
at Syracuse	0-0	0-0	0-0	0-0	0	0	0	0	1	0	0	0	2
BC	1-3	0-0	0-0	2-0	2	0	2	0	0	0	0	0	16
at Louisville	1-1	0-0	0-0	0-2	2	4	2	0	0	2	0	0	25
at Miami	1-2	0-0	0-0	1-4	5	3	2	0	2	0	0	0	22
GEORGIA TECH	1-3	0-0	0-0	0-3	3	1	2	1	0	0	1	1	23
NC STATE	1-3	0-0	0-0	1-4	5	2	2	0	1	1	1	0	16
at Clemson	0-0	0-0	0-0	1-0	1	5	0	1	0	0	0	0	7
at Notre Dame	3-6	0-0	1-1	1-0	1	1	7	0	1	2	0	0	21
DUKE	0-0	0-0	0-0	0-1	1	0	0	1	1	0	1	1	11
FLORIDA STATE	2-3	0-0	3-4	2-3	5	4	7	2	2	2	1	1	34
at Pitt	1-4	0-0	2-2	2-5	7	1	4	0	1	0	0	0	23

SINGLE GAME BESTS

POINTS

Season: 10 at Illinois (12/03/14)

Career: 12 at Liberty (11/19/13)

REBOUNDS

Season: 8 (2x) last at Illinois (12/03/14)

Career: 8 (3x) last at Illinois (12/03/14)

FG MADE

Season: 4 at Illinois (12/03/14)

Career: 4 (3x) at Illinois (12/03/14)

FG ATTEMPTS

Season: 7 at Illinois (12/03/14)

Career: 7 at Illinois (12/03/14)

3 PT FG MADE

Season:

Career:

3 PT FG ATTEMPTS

Season: --

Career: --

FT MADE

Season: 3 vs Florida State (02/15/15)

Career: 5 vs. UMES (12/17/13)

FT ATTEMPTS

Season: 4 vs Florida State (02/15/15)

Career: 6 vs. UMES (12/17/13)

ASSISTS

Season: 2 (multiple)

Career: 2

BLOCKS

Season: 2 (multiple)

Career: 2 (multiple)

STEALS

Season: 2 vs Delaware State (12/6/14)

Career: 2

DOUBLE DOUBLES

Season:

Career:

CAREER STATISTICS

Year	G-GS	Min/Avg	FG-FGA	Pct.	3FG-A	Pct.	FT-FTA	Pct.	O-D	T	Avg.	Pf-DQ	Ast	TO	Blk	St	Pts	Avg
2013-14	31-11	557/18.0	32-93	.344	0-0	.000	22-33	.667	46-42	88	2.8	64-2	15	43	4	17	86	2.8
2014-15	26-0	469/18.0	32-63	.508	0-0	.000	12-14	.857	21-55	76	2.9	43-1	15	27	14	8	76	2.9
TOTAL	57-11	1026/18.0	64-156	.410	0-0	.000	34-47	.723	67-97	164	2.9	107-3	30	70	18	25	162	2.8

MIKAYLA VENSON

#1



Freshman • Guard • 5-7 • Arlington, Va. • Yorktown High

2014-15 SEASON

- Started in her first career game against Ohio State, scoring 11 points with three assists and two steals in 35 minutes
- Had three double-digit scoring efforts in the first four games of her career
- Had a season-high five steals at FIU while also scoring 12 points on 5-of-7 shooting
- Had her first 20-point game, scoring 22 points on 8-of-10 shooting (5-of-7 from 3 pt range) against Delaware St
- After going 0-of-8 from the floor against Davidson, had her second-highest scoring performance of the year, putting up 16 points against Drexel
- Scored 21 points against Wake, scoring all 10 of UVa's points in the final 2:32 of their comeback win, including making two free throws in the final second that decided the game
- Had the best single-game three-point shooting efficiency in school history with a 6-for-6 performance in the win over NC State

HIGH SCHOOL

- Played one season at Yorktown High School, averaging 14.3 points per game and 5.5 assists per game
- 2011 Virginia High School League National District Co-Player of the Year and National District Rookie of the Year
- Virginia High School League National District First Team All-District, All-Rookie Team and All-Defensive Team
- Did not play high school basketball after her freshman season, but continued training with her father and playing with AAU club teams

2014-15 GAME-BY-GAME:

Opponent	GS	FG-FGA	3FG-3FGA	FT-FTA	Off-Def	Total Reb	PF	Points	A	TO	Blk	Stl	Min
OHIO STATE	*	3-12	1-6	4-4	0-1	1	2	11	3	2	0	2	35
RADFORD	*	6-8	0-2	0-0	0-3	3	2	12	1	2	0	1	23
at Xavier	*	2-9	1-3	0-0	0-6	6	1	5	5	2	1	0	35
AUBURN	*	3-4	3-4	1-3	0-3	3	3	10	1	2	0	0	26
at Toledo	*	4-10	1-4	0-0	1-0	1	2	9	4	1	0	0	37
at FIU	*	5-7	0-1	2-2	0-2	2	3	12	2	2	0	5	32
at Illinois	*	4-7	3-5	0-0	0-0	0	1	11	1	2	0	0	30
DELAWARE ST*	*	8-10	5-7	1-1	0-2	2	3	22	2	3	1	2	32
LONGWOOD	*	5-11	1-3	0-0	0-1	1	3	11	4	1	0	2	30
SAINT MARYS	*	6-14	2-7	0-0	0-1	1	2	14	4	5	0	0	33
HOWARD	*	4-10	0-2	2-2	0-1	1	1	10	4	5	0	2	31
DAVIDSON	*	0-8	0-4	1-2	0-3	3	2	1	1	1	0	0	35
DREXEL	*	4-9	3-6	5-5	1-6	7	3	16	1	2	0	1	35
at Virginia Tech*	*	5-11	3-7	0-0	0-0	0	2	13	2	0	0	0	31
WAKE FOREST*	*	6-13	5-10	4-6	0-2	2	1	21	2	3	0	2	36
at Syracuse	*	3-6	3-6	0-0	0-1	1	2	9	3	3	0	2	32
BC	*	3-15	3-10	4-4	0-3	3	2	13	3	6	0	3	37
at Louisville	*	1-6	0-3	0-0	0-1	1	2	2	2	2	0	1	36
at Miami	*	4-8	2-4	1-2	0-1	1	4	11	2	2	0	0	29
GEORGIA TECH*	*	3-11	1-7	0-0	1-1	2	1	7	2	1	1	0	34
NC STATE	*	7-8	6-6	2-3	0-2	2	2	22	2	2	1	1	30
at Clemson	*	4-8	2-4	2-2	0-2	2	1	12	4	1	0	0	33
at Notre Dame	*	4-11	1-5	0-0	0-1	1	2	9	1	3	0	0	37
DUKE	*	3-7	1-3	0-0	0-1	1	1	7	1	5	0	2	32
FLORIDA STATE*	*	5-9	5-9	0-0	0-3	3	2	15	2	5	0	2	37
at Pitt	*	4-10	0-3	3-4	0-1	1	4	11	2	6	0	1	35

SINGLE GAME BESTS

POINTS

Season: 22 (2x) last vs NC State (01/29/15)
Career:

REBOUNDS

Season: 7 vs Drexel (12/29/14)
Career:

FG MADE

Season: 8 vs Delaware St (12/06/14)
Career:

FG ATTEMPTS

Season: 15 vs BC (01/15/15)
Career:

3 PT FG MADE

Season: 6 vs NC State (01/29/15)
Career:

3 PT FG ATTEMPTS

Season: 10 (2x) last vs BC (01/15/15)
Career:

3 PT FG PERCENTAGE

Season: 6-6 vs NC State (01/29/15)*
Career:

FT MADE

Season: 5 vs Drexel (12/29/14)
Career:

FT ATTEMPTS

Season: 6 vs Wake (01/08/15)
Career:

FT PERCENTAGE

Season: 5-5 vs Drexel (12/29/14)
Career:

ASSISTS

Season: 5 at Xavier (11/20/14)
Career:

BLOCKS

Season: 1 (multiple)
Career:

STEALS

Season: 5 at FIU (11/30/14)
Career:

DOUBLE DOUBLES

Season:
Career:

*Denotes school record

CAREER STATISTICS

Year	G-GS	Min/Avg	FG-FGA	Pct.	3FG-A	Pct.	FT-FTA	Pct.	O-D	T	Avg.	Pf-DQ	Ast	TO	Blk	St	Pts	Avg
2014-15	26-26	853/32.8	106-242	.438	52-131	.397	32-40	.800	3-48	51	2.0	54-0	61	69	4	29	296	11.4



2014-15 Virginia Women's Basketball Virginia Combined Team Statistics (as of Feb 19, 2015) All games

RECORD:	OVERALL	HOME	AWAY	NEUTRAL
ALL GAMES	15-11	11-4	4-6	0-1
CONFERENCE	5-8	3-3	2-5	0-0
NON-CONFERENCE	10-3	8-1	2-1	0-1

#	Player	gp-gs	min	Total		3-Point		F-Throw		Rebounds				pf	dq	a	to	blk	stl	pts	avg		
				fg-fga	fg%	3fg-fga	3fg%	ft-fa	ft%	off	def	tot	avg										
20	Faith Randolph	25-25	783	31.3	151-374	.404	46-128	.359	67-75	.893	19	77	96	3.8	60	1	49	51	6	38	415	16.6	
42	Sarah Imovbioh	26-26	742	28.5	129-224	.576	0-0	.000	81-137	.591	115	167	282	10.8	69	1	28	52	13	32	339	13.0	
01	Mikayla Venson	26-26	853	32.8	106-242	.438	52-131	.397	32-40	.800	3	48	51	2.0	54	0	61	69	4	29	296	11.4	
12	Breyana Mason	26-26	851	32.7	90-216	.417	22-50	.440	42-52	.808	8	56	64	2.5	36	0	91	47	2	34	244	9.4	
21	Lauren Moses	26-26	607	23.3	60-149	.403	0-1	.000	28-53	.528	56	94	150	5.8	80	4	26	51	32	20	148	5.7	
23	Aliyah Huland El	26-1	447	17.2	53-164	.323	18-78	.231	21-27	.778	16	31	47	1.8	52	0	26	35	10	20	145	5.6	
44	Sydney Umeri	26-0	469	18.0	32-63	.508	0-0	.000	12-14	.857	21	55	76	2.9	43	1	15	27	14	8	76	2.9	
03	Sarah Beth Barnette	26-0	245	9.4	20-48	.417	10-31	.323	4-8	.500	19	37	56	2.2	35	0	14	12	6	7	54	2.1	
13	Tiffany Suarez	22-0	215	9.8	14-54	.259	0-2	.000	8-12	.667	6	12	18	0.8	23	0	12	16	5	7	36	1.6	
02	Jae'Lisa Allen	3-0	13	4.3	1-3	.333	0-0	.000	0-0	.000	0	2	2	0.7	3	0	0	0	0	0	2	0.7	
Team											53	56	109										
Total.....		26	5225		656-1537	.427	148-421	.352	295-418	.706	316	635	951	36.6	455	7	322	367	92	195	1755	67.5	
Opponents.....		26	5225		614-1507	.407	141-488	.289	289-422	.685	319	627	946	36.4	436	-	360	408	87	169	1658	63.8	

TEAM STATISTICS	VA	OPP	Date	Opponent	Score	Att.
SCORING	1755	1658	11/14/14	OHIO STATE	w 87-82	3358
Points per game	67.5	63.8	11/16/14	RADFORD	w 75-47	3172
Scoring margin	+3.7	-	11/20/14	at Xavier	w 71-62	714
FIELD GOALS-ATT	656-1537	614-1507	11/23/14	AUBURN	w 66-51	3526
Field goal pct	.427	.407	11/28/14	vs Toledo	L 62-64	436
3 POINT FG-ATT	148-421	141-488	11/30/14	at FIU	w 74-61	305
3-point FG pct	.352	.289	12/03/14	at Illinois	L 63-86	1253
3-pt FG made per game	5.7	5.4	12/06/14	DELAWARE STATE	w 100-62	2998
FREE THROWS-ATT	295-418	289-422	12/16/14	LONGWOOD	w 91-49	2841
Free throw pct	.706	.685	12/19/14	SAINT MARY'S	w 62-49	2950
F-Throws made per game	11.3	11.1	12/21/14	HOWARD	w 74-53	3014
REBOUNDS	951	946	12/28/14	DAVIDSON	L 57-67	3392
Rebounds per game	36.6	36.4	12/29/14	DREXEL	w 72-66	3031
Rebounding margin	+0.2	-	* 01/04/15	at Virginia Tech	w 62-47	1225
ASSISTS	322	360	* 01/08/15	WAKE FOREST	w 72-70	3034
Assists per game	12.4	13.8	* 01/11/15	at Syracuse	L 58-70	708
TURNOVERS	367	408	* 01/15/15	BOSTON COLLEGE	w 68-56	3397
Turnovers per game	14.1	15.7	* 1/18/15	at LOUISVILLE	L 55-67	11322
Turnover margin	+1.6	-	* 01/21/15	at MIAMI	L 58-67	1406
Assist/turnover ratio	0.9	0.9	* 01/25/15	GEORGIA TECH	L 62-68	3975
STEALS	195	169	* 01/29/15	NC STATE	w 71-63	3092
Steals per game	7.5	6.5	* 02/01/15	at Clemson	w 77-72	902
BLOCKS	92	87	* 02/05/15	at Notre Dame	L 54-75	8738
Blocks per game	3.5	3.3	* 02/12/15	DUKE	L 45-71	3333
ATTENDANCE	49155	27745	* 02/15/15	FLORIDA STATE	L 56-65	4042
Home games-Avg/Game	15-3277	10-2731	* 02/19/15	at PITT	Lot 63-68	736
Neutral site-Avg/Game	-	1-436				

* - Conference game

Score by Periods	1st	2nd	OT	Totals
Virginia	860	890	5	1755
Opponents	778	870	10	1658

**2014-15 Virginia Women's Basketball
Virginia Combined Team Statistics (as of Feb 19, 2015)
Conference games**

RECORD:	OVERALL	HOME	AWAY	NEUTRAL
ALL GAMES	5-8	3-3	2-5	0-0
CONFERENCE	5-8	3-3	2-5	0-0
NON-CONFERENCE	0-0	0-0	0-0	0-0

#	Player	gp-gs	min	Total		3-Point		F-Throw		Rebounds				pf	dq	a	to	blk	stl	pts	avg	
				fg-fga	fg%	3fg-fga	3fg%	ft-fa	ft%	off	def	tot	avg									
20	Faith Randolph	12-12	382	31.8	70-182	.385	19-59	.322	21-24	.875	16	37	53	4.4	27	0	26	26	1	15	180	15.0
01	Mikayla Venson	13-13	439	33.8	52-123	.423	32-77	.416	16-21	.762	1	19	20	1.5	26	0	28	39	2	14	152	11.7
42	Sarah Imovbioh	13-13	382	29.4	46-96	.479	0-0	.000	39-64	.609	39	90	129	9.9	40	1	17	28	7	11	131	10.1
12	Breyana Mason	13-13	456	35.1	49-124	.395	14-28	.500	17-22	.773	3	31	34	2.6	21	0	41	27	0	20	129	9.9
23	Aliyah Huland El	13-1	226	17.4	26-76	.342	11-34	.324	11-13	.846	8	13	21	1.6	31	0	10	16	3	4	74	5.7
21	Lauren Moses	13-13	322	24.8	32-75	.427	0-1	.000	7-14	.500	29	49	78	6.0	42	3	14	31	13	10	71	5.5
44	Sydney Umeri	13-0	235	18.1	11-27	.407	0-0	.000	6-7	.857	11	27	38	2.9	24	1	6	15	7	4	28	2.2
03	Sarah Beth Barnette	13-0	102	7.8	8-23	.348	5-16	.313	2-3	.667	4	13	17	1.3	16	0	3	5	4	4	23	1.8
13	Tiffany Suarez	9-0	81	9.0	6-17	.353	0-0	.000	1-4	.250	1	5	6	0.7	6	0	3	8	1	1	13	1.4
Team											22	27	49				6					
Total.....		13	2625		300-743	.404	81-215	.377	120-172	.698	134	311	445	34.2	233	5	148	201	38	83	801	61.6
Opponents.....		13	2625		325-762	.427	59-227	.260	150-225	.667	166	330	496	38.2	197	-	196	189	52	97	859	66.1

TEAM STATISTICS	VA	OPP	Date	Opponent	Score	Att.
SCORING	801	859	* 01/04/15	at Virginia Tech	w 62-47	1225
Points per game	61.6	66.1	* 01/08/15	WAKE FOREST	w 72-70	3034
Scoring margin	-4.5	-	* 01/11/15	at Syracuse	L 58-70	708
FIELD GOALS-ATT	300-743	325-762	* 01/15/15	BOSTON COLLEGE	w 68-56	3397
Field goal pct	.404	.427	* 1/18/15	at LOUISVILLE	L 55-67	11322
3 POINT FG-ATT	81-215	59-227	* 01/21/15	at MIAMI	L 58-67	1406
3-point FG pct	.377	.260	* 01/25/15	GEORGIA TECH	L 62-68	3975
3-pt FG made per game	6.2	4.5	* 01/29/15	NC STATE	w 71-63	3092
FREE THROWS-ATT	120-172	150-225	* 02/01/15	at Clemson	w 77-72	902
Free throw pct	.698	.667	* 02/05/15	at Notre Dame	L 54-75	8738
F-Throws made per game	9.2	11.5	* 02/12/15	DUKE	L 45-71	3333
REBOUNDS	445	496	* 02/15/15	FLORIDA STATE	L 56-65	4042
Rebounds per game	34.2	38.2	* 02/19/15	at PITT	Lot 63-68	736
Rebounding margin	-3.9	-				
ASSISTS	148	196				
Assists per game	11.4	15.1				
TURNOVERS	201	189				
Turnovers per game	15.5	14.5				
Turnover margin	-0.9	-				
Assist/turnover ratio	0.7	1.0				
STEALS	83	97				
Steals per game	6.4	7.5				
BLOCKS	38	52				
Blocks per game	2.9	4.0				
ATTENDANCE	20873	25037				
Home games-Avg/Game	6-3479	7-3577				
Neutral site-Avg/Game	-	0-0				

Score by Periods	1st	2nd	OT	Totals
Virginia	410	386	5	801
Opponents	421	428	10	859

* - Conference game



Official Basketball Box Score -- Game Totals -- Final Statistics
Ohio State vs Virginia
 11/14/14 7 p.m. at JPJ Arena, Charlottesville, Va.



Ohio State 82 • 0-1

#	Player	Total			3-Ptr			Rebounds			PF	TP	A	TO	Blk	Stl	Min
		FG	FGA	FT	FTA	FG	FGA	FT	FTA	Off							
22	Alexa Hart	f	3-6	0-0	0-0	4	5	9	3	6	1	0	3	1		27	
03	Kelsey Mitchell	g	9-27	3-12	5-8	0	2	2	4	26	4	3	1	0		38	
13	Cait Craft	g	4-11	2-6	0	2	1	3	0	10	1	1	0	1		39	
14	Ameryst Alston	g	8-16	5-8	6-6	0	4	4	3	27	3	2	0	0		39	
20	Asia Doss	g	2-8	1-4	2-2	1	6	7	2	7	6	3	0	1		32	
01	Kalpana Beach	g	3-6	0-0	0-0	1	6	7	3	6	0	0	1	0		20	
21	Lisa Blair		0-0	0-0	0-0	0	1	1	0	0	0	0	0	0		5	
	Team					5	2	7									
	Totals		29-74	11-30	13-16	13	27	40	15	82	15	9	5	3	0	200	

FG % 1st Half: 15-40 37.5% 2nd half: 14-34 41.2% Game: 29-74 39.2%
 3FG % 1st Half: 4-14 28.6% 2nd half: 7-16 43.8% Game: 11-30 36.7%
 FT % 1st Half: 9-10 90.0% 2nd half: 4-6 66.7% Game: 13-16 81.3%

Virginia 87 • 1-0

#	Player	Total			3-Ptr			Rebounds			PF	TP	A	TO	Blk	Stl	Min
		FG	FGA	FT	FTA	FG	FGA	FT	FTA	Off							
21	Lauren Moses	f	1-6	0-0	2-2	4	3	7	4	4	0	1	2	1		20	
42	Sarah Imovbioh	c	7-10	0-0	4-6	10	14	24	1	18	0	2	3	0		32	
01	Mikayla Venson	g	3-12	1-6	4-4	0	1	1	2	11	3	2	0	2		35	
12	Breyana Mason	g	8-11	5-7	1-2	0	0	0	2	22	6	2	0	0		26	
20	Faith Randolph	g	9-22	3-7	4-5	1	5	6	3	25	5	1	0	3		36	
03	Sarah Beth Barnette	g	0-3	0-3	0-0	1	1	2	1	0	1	0	0	0		11	
23	Tiffany Suarez	g	0-4	0-0	0-0	0	0	0	2	0	1	0	0	0		11	
23	Alyyah Huland El	g	2-7	1-3	0-0	0	1	1	4	5	1	2	2	0		13	
44	Sydney Umeri	g	1-1	0-0	0-0	0	3	3	1	2	0	0	0	0		16	
	Team					4	3	7									
	Totals		31-76	10-26	15-19	20	31	51	20	87	17	10	7	6	0	200	

FG % 1st Half: 15-38 39.5% 2nd half: 16-38 42.1% Game: 31-76 40.8%
 3FG % 1st Half: 5-13 38.5% 2nd half: 5-13 38.5% Game: 10-26 38.5%
 FT % 1st Half: 4-4 100.0% 2nd half: 11-15 73.3% Game: 15-19 78.9%

Officials: Dee Kantner, Joseph Vaszily, Karen Preato
 Technical fouls: Ohio State-None. Virginia-None.
 Attendance: 3358

Score by periods	1st	2nd	Total
Ohio State	43	39	82
Virginia	39	48	87



Official Basketball Box Score -- Game Totals -- Final Statistics
Radford vs Virginia
 11/16/14 1:00 p.m. at JPJ Arena, Charlottesville, Va.



Radford 47 • 0-1

#	Player	Total			3-Ptr			Rebounds			PF	TP	A	TO	Blk	Stl	Min
		FG	FGA	FT	FTA	FG	FGA	FT	FTA	Off							
22	WORTHY, Jayda	f	2-4	0-0	4-6	5	3	8	3	8	1	1	1	0		19	
13	ROSS, Rachel	c	4-6	0-0	1-2	1	3	4	4	9	0	0	0	0		21	
03	FOY, Aisha	g	0-10	0-6	0-0	0	0	0	2	0	1	5	0	0		30	
05	AVERY, Ayana	g	1-9	1-8	0-0	0	1	1	1	3	3	1	0	0		28	
05	McIVOR, Kiera	g	0-3	0-1	0-0	0	0	0	2	0	0	2	0	0		23	
02	TOOHEY, Jordan	g	0-0	0-0	0-0	0	0	0	0	0	0	0	0	0		1	
11	QUEVEDO, Claudia	g	1-3	0-1	2-2	0	2	2	1	4	0	1	0	0		17	
12	ALLEN, Brittany	g	0-1	0-1	0-0	0	1	1	0	0	1	1	0	0		6	
14	GILMORE, Gaby	g	1-3	0-1	1-2	0	4	4	1	3	1	1	0	0		15	
21	WHITE, Janayla	g	4-9	0-0	6-7	7	3	10	5	14	0	1	2	0		19	
24	GAYMON, Jordynn	g	3-6	0-0	0-1	2	6	8	3	6	0	7	0	0		21	
	Team					1	4	5									
	Totals		16-54	1-18	14-20	16	27	43	22	47	7	20	3	0	0	200	

FG % 1st Half: 8-27 29.6% 2nd half: 8-27 29.6% Game: 16-54 29.6%
 3FG % 1st Half: 0-10 0.0% 2nd half: 1-8 12.5% Game: 1-18 5.6%
 FT % 1st Half: 5-9 55.6% 2nd half: 9-11 81.8% Game: 14-20 70.0%

Virginia 75 • 2-0

#	Player	Total			3-Ptr			Rebounds			PF	TP	A	TO	Blk	Stl	Min
		FG	FGA	FT	FTA	FG	FGA	FT	FTA	Off							
21	Lauren Moses	f	3-7	0-0	1-3	2	3	5	2	7	0	1	2	0		23	
42	Sarah Imovbioh	c	6-10	0-0	2-3	5	4	9	3	14	0	0	1	2		20	
01	Mikayla Venson	g	6-8	0-2	0-0	0	3	3	2	12	1	2	0	1		23	
12	Breyana Mason	g	4-8	0-0	3-5	0	3	3	1	11	0	0	0	1		31	
20	Faith Randolph	g	5-11	1-3	0-0	0	4	4	2	11	0	0	0	2		28	
02	Jae'Lisa Allen	g	0-1	0-0	0-0	0	0	0	0	0	0	0	0	0		4	
03	Sarah Beth Barnette	g	1-2	1-1	0-0	2	2	4	1	3	0	0	0	0		17	
23	Tiffany Suarez	g	1-5	0-1	4-4	0	0	0	1	6	1	2	0	2		19	
23	Alyyah Huland El	g	2-11	0-7	3-5	1	4	5	4	7	1	0	0	1		19	
44	Sydney Umeri	g	2-3	0-0	0-0	0	1	1	4	4	1	0	2	1		16	
	Team					4	4										
	Totals		30-66	2-14	13-20	14	24	38	20	75	9	5	4	9	0	200	

FG % 1st Half: 12-33 36.4% 2nd half: 18-33 54.5% Game: 30-66 45.5%
 3FG % 1st Half: 0-7 0.0% 2nd half: 2-7 28.6% Game: 2-14 14.3%
 FT % 1st Half: 7-11 63.6% 2nd half: 6-9 66.7% Game: 13-20 65.0%

Officials: Luis Gonzalez, Diana DePaul, Kristi Vera
 Technical fouls: Radford-None. Virginia-None.
 Attendance: 3172
 RU: White fouled out at 3:32 (II)

Score by periods	1st	2nd	Total
Radford	21	26	47
Virginia	31	44	75

	In	Off	2nd	Fast
Points	Paint	T/O	Chance	Break
RAD	28	0	23	0
VA	32	21	13	6

Last FG - RAD 2nd-00:16, VA 2nd-01:12.
 Largest lead - RAD None, VA by 32 2nd-01:12.
 RAD led for 00:00. VA led for 38:11. Game was tied for 01:49.

Score tied - 0 times.
 Lead changed - 0 times.

Official Basketball Box Score -- Game Totals -- Final Statistics
Virginia vs Xavier
 11/20/14 7 p.m. at Cincinnati, Ohio (Cintas Center)

Virginia 71 • 3-0

#	Player	Total			3-Ptr			Rebounds			PF	TP	A	TO	Blk	Stl	Min
		FG	FGA	FT	FTA	FG	FGA	FT	FTA	Off							
21	Lauren Moses	f	3-5	0-0	2-3	0	6	6	2	8	1	1	2	2		23	
42	Sarah Imovbioh	c	9-14	0-0	0-1	7	6	13	2	18	1	1	0	1		35	
01	Mikayla Venson	g	2-9	1-3	0-0	0	6	6	1	5	5	2	1	0		35	
12	Breyana Mason	g	3-10	0-0	0-0	0	2	2	3	6	6	2	0	0		25	
20	Faith Randolph	g	8-14	2-2	8-8	1	3	4	2	26	0	3	0	3		35	
03	Sarah Beth Barnette	g	0-0	0-0	0-0	0	1	1	0	0	1	0	0	0		3	
23	Tiffany Suarez	g	1-5	0-0	0-0	0	0	0	2	2	0	0	0	0		16	
23	Alyyah Huland El	g	2-4	0-2	0-0	0	2	2	0	4	0	2	0	0		10	
44	Sydney Umeri	g	1-1	0-0	0-0	3	5	8	2	2	1	3	1	0		18	
	Team					2	0	2									
	Totals		29-62	3-7	10-12	13	31	44	15	71	14	15	4	8	0	200	

FG % 1st Half: 17-38 44.7% 2nd half: 12-24 50.0% Game: 29-62 46.8%
 3FG % 1st Half: 1-5 20.0% 2nd half: 2-2 100.0% Game: 3-7 42.9%
 FT % 1st Half: 2-3 66.7% 2nd half: 8-9 88.9% Game: 10-12 83.3%

Xavier 62 • 2-1

#	Player	Total			3-Ptr			Rebounds			PF	TP	A	TO	Blk	Stl	Min
		FG	FGA	FT	FTA	FG	FGA	FT	FTA	Off							
14	GLOVER, Briana	f	2-6	1-3	0-0	2	0	2	1	5	0	2	1	0		23	
23	SCHAEFER, Leah	f	0-2	0-0	0-0	1	5	6	1	0	1	1	0	0		21	
00	TURNER, Marquia	g	2-7	2-5	0-0	1	1	2	6	2	1	1	1	1		21	
30	GAFFNEY, Raeshawn	g	4-12	0-2	7-8	2	2	4	1	15	0	0	0	0		25	
05	CRITTENDON, Jenna	g	0-5	0-2	2-2	1	2	3	1	2	2	0					

Official Basketball Box Score -- Game Totals -- Final Statistics
Toledo vs Virginia
11/28/14 8:00 PM at FIU Arena (Miami, Fla.)

Toledo 64 • 3-2

#	Player	Total		3-Ptr		Rebounds			PF	TP	A	TO	Blk	Stl	Min
		FG-FGA	FG-FGA	FT-FTA	Off	Def	Tot								
01	HARRIS, Brenae	* 1-6	0-2	2-2	0	5	5	0	4	2	1	0	0	0	36
23	ZANOGUERA, Inma	* 7-9	4-4	6-6	2	3	5	1	24	10	1	0	0	0	38
24	RASMUSSEN, Michaela	* 7-15	1-6	4-9	2	6	8	2	19	0	2	0	0	0	38
32	CAPOTOSTO, Ana	* 4-8	2-6	1-2	2	5	7	2	11	0	1	0	1	0	34
43	RECHER, Sophie	* 2-2	0-0	0-0	1	0	1	5	4	0	2	0	0	0	21
12	MONAKANA, Janice	1-5	0-3	0-0	0	1	1	2	2	0	1	0	0	0	12
21	de ALFREDO, Elena	0-1	0-1	0-0	0	1	1	1	0	0	0	0	0	0	5
33	KESSLER, Nancy	0-0	0-0	0-0	0	0	0	3	0	0	1	0	0	0	9
35	WOODY, Jada	0-0	0-0	0-0	0	0	0	0	0	1	0	0	0	0	7
Team					0	2	2			3					
Totals		22-46	7-22	13-19	7	23	30	16	64	13	12	0	0	1	200

FG % 1st Half: 10-22 45.5% 2nd half: 12-24 50.0% Game: 22-46 47.8% Deadball Rebounds 3
 3FG % 1st Half: 5-15 33.3% 2nd half: 2-7 28.6% Game: 7-22 31.8%
 FT % 1st Half: 2-6 33.3% 2nd half: 11-13 84.6% Game: 13-19 68.4%

Virginia 62 • 4-1

#	Player	Total		3-Ptr		Rebounds			PF	TP	A	TO	Blk	Stl	Min
		FG-FGA	FG-FGA	FT-FTA	Off	Def	Tot								
01	Mikayla Venson	* 4-10	1-4	0-0	1	0	1	2	9	4	1	0	0	0	37
12	Breyana Mason	* 0-7	0-1	0-0	0	3	3	2	0	3	1	0	0	0	29
20	Faith Randolph	* 8-15	5-10	0-0	0	2	2	5	21	2	1	0	1	0	29
21	Lauren Moses	* 6-10	0-0	2-4	5	3	8	4	14	0	2	0	0	0	25
42	Sarah Imovbioh	* 3-7	0-0	3-5	5	4	9	3	9	2	2	0	0	0	31
03	Sarah Beth Barnette	0-1	0-1	0-0	0	1	1	1	0	0	0	0	0	0	2
13	Tiffany Suarez	0-3	0-0	0-0	1	1	2	1	0	1	1	0	0	0	10
23	Aliyah Huland El	1-4	1-4	0-0	1	1	2	0	3	0	1	0	0	0	15
44	Sydney Umeri	2-3	0-0	2-2	1	2	3	1	6	1	0	0	0	0	22
Team					1	3	4			3					
Totals		24-60	7-20	7-11	15	20	35	19	62	13	9	0	1	0	200

FG % 1st Half: 14-30 46.7% 2nd half: 10-30 33.3% Game: 24-60 40.0% Deadball Rebounds 3
 3FG % 1st Half: 4-10 40.0% 2nd half: 3-10 30.0% Game: 7-20 35.0%
 FT % 1st Half: 1-3 33.3% 2nd half: 6-8 75.0% Game: 7-11 63.6%

Officials: Bob Trammell, Marla Gearhart, Will Schrieber
 Technical fouls: Toledo-None. Virginia-None.
 Attendance: 436

Score by periods	1st	2nd	Total
Toledo	27	37	64
Virginia	33	29	62

Points	In	Off	2nd	Fast	Bench
TOLEDO	Paint	T/O	Chance	Break	
VA	22	16	8	2	2
VA	20	8	14	0	9

Last FG - TOLEDO 2nd-00:04, VA 2nd-00:13.
 Largest lead - TOLEDO by 3 1st-09:54, VA by 10 2nd-18:39.
 TOLEDO led for 04:06, VA led for 35:06. Game was tied for 00:44.

Score tied - 4 times.
 Lead changed - 7 times.

Official Basketball Box Score -- Game Totals -- Final Statistics
Virginia vs FIU
11/30/14 2:00 PM at FIU Arena (Miami, Fla.)

Virginia 74 • 5-1

#	Player	Total		3-Ptr		Rebounds			PF	TP	A	TO	Blk	Stl	Min
		FG-FGA	FG-FGA	FT-FTA	Off	Def	Tot								
01	Mikayla Venson	* 5-7	0-1	2-2	0	2	2	3	12	2	2	0	5	32	
12	Breyana Mason	* 5-10	0-1	1-1	0	0	0	1	11	2	1	0	0	31	
20	Faith Randolph	* 6-12	0-3	4-5	0	1	1	1	16	1	0	0	1	30	
21	Lauren Moses	* 3-8	0-0	1-2	2	2	4	2	7	2	0	3	2	29	
42	Sarah Imovbioh	* 8-12	0-0	0-1	2	8	10	4	16	1	1	0	5	25	
03	Sarah Beth Barnette	0-2	0-2	0-0	0	0	0	2	0	0	0	1	0	7	
13	Tiffany Suarez	0-1	0-0	0-0	0	0	0	0	0	0	1	0	0	8	
23	Aliyah Huland El	3-6	2-3	0-0	1	2	3	2	8	1	1	0	1	19	
44	Sydney Umeri	2-4	0-0	0-0	0	0	0	2	4	0	2	1	0	19	
Team					1	0	1			1					
Totals		32-62	2-10	8-11	6	15	21	17	74	10	7	6	14	200	

FG % 1st Half: 17-33 51.5% 2nd half: 15-29 51.7% Game: 32-62 51.6% Deadball Rebounds 1
 3FG % 1st Half: 0-2 0.0% 2nd half: 2-8 25.0% Game: 2-10 20.0%
 FT % 1st Half: 3-3 100.0% 2nd half: 5-8 62.5% Game: 8-11 72.7%

FIU 61 • 0-5

#	Player	Total		3-Ptr		Rebounds			PF	TP	A	TO	Blk	Stl	Min
		FG-FGA	FG-FGA	FT-FTA	Off	Def	Tot								
01	POUND, Kiandrea	* 6-16	3-6	3-4	2	9	11	1	18	0	4	1	1	37	
03	LABADY, Zsafia	* 0-1	0-0	0-0	1	0	1	2	0	0	2	0	0	11	
05	SHADE, Taylor	* 5-8	1-2	1-1	0	1	1	2	12	8	5	0	1	34	
12	DAVYDOVA, Marita	* 3-6	0-0	3-4	1	2	3	2	9	1	1	0	0	33	
23	TODOROVIC, Nikolina	* 0-0	0-0	0-0	0	1	1	0	0	1	3	0	0	10	
13	HEGEDUS, Janka	0-0	0-0	0-0	0	0	0	0	0	0	0	0	0	0	
20	HAWKINS, Ajajah	0-2	0-0	1-2	1	2	4	1	3	3	0	1	0	26	
21	FEAGIN, Destini	3-7	1-1	0-0	1	5	6	0	7	1	4	0	0	27	
32	MCKINZIE, Tynia	5-6	1-2	3-4	1	3	4	3	14	0	3	0	0	21	
Team					3	4	7			3					
Totals		22-46	6-11	11-15	10	26	36	14	61	14	25	2	3	200	

FG % 1st Half: 11-23 47.8% 2nd half: 11-23 47.8% Game: 22-46 47.8% Deadball Rebounds 3
 3FG % 1st Half: 2-4 50.0% 2nd half: 4-7 57.1% Game: 6-11 54.5%
 FT % 1st Half: 1-2 50.0% 2nd half: 10-13 76.9% Game: 11-15 73.3%

Officials: Kelly Johnson, Craig Miller, Deanna Jackson
 Technical fouls: Virginia-None. FIU-None.
 Attendance: 305

Score by periods	1st	2nd	Total
Virginia	37	37	74
FIU	25	36	61

Last FG - VA 2nd-00:20, FIU 2nd-00:10.
 Largest lead - VA by 20 2nd-13:50, FIU None.
 VA led for 39:15, FIU led for 00:00. Game was tied for 00:45.

Score tied - 0 times.
 Lead changed - 0 times.

Official Basketball Box Score -- Game Totals -- Final Statistics
Virginia vs Illinois
12/03/14 7:05 PM at State Farm Center, Champaign, Ill.

Virginia 63 • 5-2

#	Player	Total		3-Ptr		Rebounds			PF	TP	A	TO	Blk	Stl	Min
		FG-FGA	FG-FGA	FT-FTA	Off	Def	Tot								
21	Lauren Moses	f 2-6	0-0	1-4	4	9	13	5	5	0	3	2	0	27	
42	Sarah Imovbioh	c 2-4	0-0	6-11	4	4	8	4	10	0	1	2	0	23	
01	Mikayla Venson	g 4-7	3-5	0-0	0	0	0	1	11	1	2	0	0	30	
12	Breyana Mason	g 2-8	0-2	2-2	1	3	4	0	6	3	3	0	0	36	
20	Faith Randolph	g 5-17	1-5	5-5	0	2	2	2	16	3	5	0	0	27	
03	Sarah Beth Barnette	0-0	0-0	0-0	0	0	0	0	0	0	0	0	0	3	
13	Tiffany Suarez	1-2	0-0	0-0	2	2	3	2	2	0	0	1	1	14	
23	Aliyah Huland El	1-5	0-2	1-2	2	1	3	3	3	0	2	0	1	15	
44	Sydney Umeri	4-7	0-0	2-2	3	5	8	1	10	0	1	0	0	25	
Team					1	1	2			1					
Totals		21-56	4-14	17-26	17	25	42	19	63	9	18	4	2	200	

FG % 1st Half: 10-31 32.3% 2nd half: 11-25 44.0% Game: 21-56 37.5% Deadball Rebounds 4
 3FG % 1st Half: 0-5 0.0% 2nd half: 4-9 44.4% Game: 4-14 28.6%
 FT % 1st Half: 2-6 33.3% 2nd half: 15-20 75.0% Game: 17-26 65.4%

Illinois 86 • 6-2

#	Player	Total		3-Ptr		Rebounds			PF	TP	A	TO	Blk	Stl	Min
		FG-FGA	FG-FGA	FT-FTA	Off	Def	Tot								
34	Grant, Jacqui	f 7-9	1-2	1-2	3	4	7	5	16	3	2	1	0	24	
32	White, Chatrice	c 5-16	0-3	2-6	2	5	7	4	12	1	3	1	0	28	
15	Simmons, Kyle	g 5-7	4-6	1-2	0	2	2	1	15	3	1	0	0	36	
20	Carter, Brittany	g 1-7	0-4	3-3	0	2	2	2	5	3	1	0	1	32	
22	Crawford, Ivory	g 6-7	1-2	2-4	0	4	4	2	15	4	1	2	3	23	
00	Hartwell, Sarah	0-0	0-0	0-0	1	0	1	0	0	0	1	0	0	1	
02	Gleason, Taylor	0-0	0-0	0-0	0	0	0	1	0	0	0	0	0	1	
03	Tuck, Taylor	5-7	1-1	2-2	1	1	2	3	13	2	0	0	0	17	
05	Oden, Nia	0-1	0-1	0-0	0	1	1	1	0	0	0	0	0	3	
10	Coleman, Amarah	3-3	0-0	0-0	0	0	0	0	6	0	1	0	1	18	
12	McConnell, Ashley	1-1	1-1	1-2	0	0	0	1	4	0</					



Official Basketball Box Score -- Game Totals -- Final Statistics Longwood vs Virginia 12/16/14 7 p.m. at JPJ Arena, Charlottesville, Va.

Longwood 49 • 0-9

#	Player	Total		3-Ptr		Rebounds			PF	TP	A	TO	Blk	Stl	Min
		FG-FGA	FG-FGA	FT-FTA	Off	Def	Tot								
34	NYLEN, Emily	f	1-3	0-0	0-0	0	0	0	5	2	0	0	1	0	14
02	ROBBINS, Brenna	g	2-9	1-4	0-0	3	2	5	3	5	2	1	0	0	31
04	WILLIAMS, Raven	g	5-11	4-8	4-6	0	2	2	2	18	5	6	0	0	36
14	AVERY, Treasure	g	3-6	0-1	0-0	2	4	6	2	6	1	1	0	3	21
25	HEADEN, Deborah	g	4-10	2-4	0-0	1	4	5	0	10	1	4	0	0	33
05	MOSSBY, Shannon	g	0-2	0-1	0-0	0	1	1	0	0	1	0	0	0	5
10	ELLIS, Micaela	g	0-2	0-1	0-0	0	2	2	0	0	2	4	0	0	16
20	SKERSICK, Kyndal	g	3-10	0-3	2-3	1	3	4	2	8	1	1	0	0	24
21	REAGAN, Jaclyn	g	0-3	0-3	0-0	0	0	0	1	0	0	0	0	0	12
23	CHILDRESS, Autumn	g	0-1	0-0	0-0	1	0	1	1	0	1	2	0	0	8
Team						4	3	7							
Totals			18-57	7-25	6-9	12	21	33	17	49	13	20	1	3	200

FG % 1st Half:	10-30	33.3%	2nd half:	8-27	29.6%	Game:	18-57	31.6%	Deadball
3FG % 1st Half:	5-16	31.3%	2nd half:	2-9	22.2%	Game:	7-25	28.0%	Rebounds
FT % 1st Half:	1-2	50.0%	2nd half:	5-7	71.4%	Game:	6-9	66.7%	3

Virginia 91 • 7-2

#	Player	Total		3-Ptr		Rebounds			PF	TP	A	TO	Blk	Stl	Min
		FG-FGA	FG-FGA	FT-FTA	Off	Def	Tot								
21	Lauren Moses	f	4-5	0-0	2-2	0	2	2	1	10	3	2	3	1	18
42	Sarah Imovbioh	c	11-14	0-0	3-8	8	7	15	0	25	0	1	0	1	27
01	Mikayla Venson	g	5-11	1-3	0-0	0	1	1	3	11	4	1	0	2	30
12	Breyana Mason	g	2-3	0-1	6-6	1	2	3	1	10	4	1	0	3	26
20	Faith Randolph	g	6-14	0-4	2-2	0	2	2	1	14	1	0	0	3	26
02	Jae/Lisa Allen	g	0-0	0-0	0-0	0	1	1	0	0	0	0	0	0	3
03	Sarah Beth Barnette	g	1-3	0-1	0-0	3	2	5	1	2	1	0	0	0	17
13	Tiffany Suarez	g	4-7	0-1	0-0	0	1	1	2	8	1	0	3	0	17
23	Alyyah Huland El	g	5-9	1-3	0-1	0	2	2	1	11	4	0	2	4	21
44	Sydney Umeri	g	0-2	0-0	0-1	0	1	1	0	0	1	0	0	0	15
Team						1	4	5							
Totals			38-68	2-13	13-20	13	25	38	12	91	18	6	8	15	200

FG % 1st Half:	15-32	46.9%	2nd half:	23-36	63.9%	Game:	38-68	55.9%	Deadball
3FG % 1st Half:	2-7	28.6%	2nd half:	0-6	0.0%	Game:	2-13	15.4%	Rebounds
FT % 1st Half:	5-8	62.5%	2nd half:	8-12	66.7%	Game:	13-20	65.0%	3,2

Officials: Cameron Inouye, Jules Gailen, Timothy Bryant
 Technical fouls: Longwood-None. Virginia-None.
 Attendance: 2841
 LU: Nylen fouled out at 12:59 (II)

Score by periods	1st	2nd	Total
Longwood	26	23	49
Virginia	37	54	91

Points	In	Off	2nd	Fast	Bench	
LUW	Paint	T/O	Chance	Break		
VA	50	12	25	6	0	21

Last FG - LWU 2nd-00:40, VA 2nd-00:52.
 Largest lead - LWU by 4 1st-12:06, VA by 45 2nd-00:52.
 LWU led for 06:45, VA led for 29:59. Game was tied for 02:54.

Score tied - 4 times.
 Lead changed - 9 times.

Official Basketball Box Score -- Game Totals -- Final Statistics Saint Mary's vs Virginia 12/19/14 7 p.m. at JPJ Arena, Charlottesville, Va.

Saint Mary's 49 • 7-3

#	Player	Total		3-Ptr		Rebounds			PF	TP	A	TO	Blk	Stl	Min
		FG-FGA	FG-FGA	FT-FTA	Off	Def	Tot								
12	Hayley Hendricksen	f	5-7	0-1	6-8	2	2	4	1	16	2	3	0	1	36
25	Carli Rosenthal	f	3-6	0-0	2-3	2	5	7	5	8	0	3	1	1	27
01	Lauren Nicholson	g	5-18	2-6	4-4	1	3	4	4	16	0	3	0	1	40-
14	Shannon Mauldin	g	0-5	0-1	1-2	1	3	4	4	1	1	8	0	0	26
21	Stella Beck	g	3-3	0-0	0-2	2	10	12	2	6	2	4	1	1	33
03	Devyn Galland	g	0-2	0-1	2-2	0	0	0	1	2	0	0	0	0	8
05	Hannah Kaser	g	0-1	0-0	0-0	0	0	0	0	1	0	1	0	0	8
10	Carly Turner	g	0-0	0-0	0-0	0	0	0	0	0	0	0	0	0	0+
23	Alia Mccoy	g	0-2	0-0	0-0	1	1	2	1	0	0	0	0	0	5
24	Samira Mcdonald	g	0-1	0-1	0-0	0	0	0	0	0	0	0	0	0	5
30	Amanda Arter	g	0-1	0-0	0-0	0	0	0	0	0	0	0	0	0	12
32	Lisa Janko	g	0-0	0-0	0-0	0	0	0	0	0	0	0	0	0	0+
Team						2	3	5							
Totals			16-46	2-10	15-21	11	27	38	20	49	7	23	2	8	200

FG % 1st Half:	10-24	41.7%	2nd half:	6-22	27.3%	Game:	16-46	34.8%	Deadball
3FG % 1st Half:	1-4	25.0%	2nd half:	1-6	16.7%	Game:	2-10	20.0%	Rebounds
FT % 1st Half:	5-7	71.4%	2nd half:	10-14	71.4%	Game:	15-21	71.4%	5

Virginia 62 • 8-2

#	Player	Total		3-Ptr		Rebounds			PF	TP	A	TO	Blk	Stl	Min
		FG-FGA	FG-FGA	FT-FTA	Off	Def	Tot								
21	Lauren Moses	f	2-4	0-0	0-1	1	3	4	4	0	1	0	0	0	15
42	Sarah Imovbioh	c	2-6	0-0	2-3	3	2	5	2	6	0	3	0	0	26
01	Mikayla Venson	g	6-14	2-7	0-0	0	1	1	2	14	4	5	0	0	33
12	Breyana Mason	g	2-4	1-1	2-2	0	1	1	0	7	2	1	0	2	29
20	Faith Randolph	g	5-13	2-5	8-8	0	5	5	4	20	4	2	1	3	36
03	Sarah Beth Barnette	g	0-0	0-0	0-0	3	1	4	3	0	0	0	0	0	12
13	Tiffany Suarez	g	0-3	0-0	0-0	0	1	1	2	0	0	1	0	2	6
23	Alyyah Huland El	g	2-9	1-5	0-0	0	0	0	2	5	1	1	0	1	16
44	Sydney Umeri	g	3-3	0-0	0-0	0	3	3	2	6	2	0	0	0	27
Team						2	2	4							
Totals			22-56	6-18	12-14	9	19	28	21	62	13	14	1	8	200

FG % 1st Half:	11-32	34.4%	2nd half:	11-24	45.8%	Game:	22-56	39.3%	Deadball
3FG % 1st Half:	3-11	27.3%	2nd half:	3-7	42.9%	Game:	6-18	33.3%	Rebounds
FT % 1st Half:	1-2	50.0%	2nd half:	11-12	91.7%	Game:	12-14	85.7%	0,1

Officials: Denise Brooks, Mark Zentz, Mark Resch
 Technical fouls: Saint Mary's-None. Virginia-None.
 Attendance: 2950
 SMC: Rosenthal fouled out at 7:15 (II)

Score by periods	1st	2nd	Total
Saint Mary's	26	23	49
Virginia	26	36	62

Points	In	Off	2nd	Fast	Bench
SMC	Paint	T/O	Chance	Break	
VA	18	22	4	0	11

Last FG - SMC 2nd-00:41, VA 2nd-01:21.
 Largest lead - SMC by 3 1st-14:45, VA by 13 2nd-15:33.
 SMC led for 03:46, VA led for 32:52. Game was tied for 03:22.

Score tied - 5 times.
 Lead changed - 6 times.

Official Basketball Box Score -- Game Totals -- Final Statistics Howard vs Virginia 12/21/14 6 p.m. at JPJ Arena, Charlottesville, Va.

Howard 53 • 1-11

#	Player	Total		3-Ptr		Rebounds			PF	TP	A	TO	Blk	Stl	Min
		FG-FGA	FG-FGA	FT-FTA	Off	Def	Tot								
21	Cheyenne Brown	f	6-14	2-6	1-1	3	5	8	1	15	0	2	1	3	32
35	Sydni Johnson	f	5-11	0-1	4-6	2	2	4	4	14	0	1	1	3	37
22	Victoria Gonzales	c	1-7	0-0	0-0	3	4	7	3	2	0	5	1	1	17
02	Te'Shya Heslip	g	4-14	0-4	1-1	4	2	6	4	9	6	9	0	4	30
24	Imani Bailey	g	2-7	0-5	2-2	1	3	4	3	6	4	3	0	3	30
03	Hannah Timmons	g	0-0	0-0	0-0	0	0	0	1	0	0	1	0	0	3
12	Jasmine Hill	g	2-9	0-6	1-1	0	1	1	3	5	2	0	0	0	28
13	Da'Shae Shumate	g	0-0	0-0	0-0	0	0	0	0	0	0	0	0	0	1
20	Jordan Coleman	g	0-1	0-0	0-0	0	0	0	0	0	0	0	0	0	2
32	Katrina Reeves	g	1-8	0-6	0-0	0	0	0	2	2	0	3	1	3	20
Team						5	5	10							
Totals			21-71	2-28	9-11	18	22	40	21	53	12	24	4	17	200

FG % 1st Half:	10-37	27.0%	2nd half:	11-34	32.4%	Game:	21-71	29.6%	Deadball
3FG % 1st Half:	0-14	0.0%	2nd half:	2-14	14.3%	Game:	2-28	7.1%	Rebounds
FT % 1st Half:	1-2	50.0%	2nd half:	8-9	88.9%	Game:	9-11	81.8%	2

Virginia 74 • 9-2

#	Player	Total		3-Ptr		Rebounds			PF	TP	A	TO	Blk	Stl	Min
		FG-FGA	FG-FGA	FT-FTA	Off	Def	Tot								
21	Lauren Moses	f	0-2	0-0	5-6	2	4	6	2	5	2	1	1	1	24
42	Sarah Imovbioh	c	9-11	0-0	3-7	3	7	10	2	21	0	4	0	3	30
01	Mikayla Venson	g	4-10	0-2	2-2	0	1	1	1	10	4	5	0	2	31
12	Breyana Mason	g	1-5	0-2	1-2	1	2	3	2	3	3	2	0	3	35
20	Faith Randolph	g	10-20	3-6	3-4	1	6	7	2	26	3	2	1	3	32
03	Sarah Beth Barnette	g	1-2	1-2	0-0	0	1	1	1	3	0	3	0	0	10
13	Tiffany Suarez	g	0-3	0-0	0-0	2	3	5	0	0	0	1	0	1	6
23	Alyyah Huland El	g	0-3	0-2	2-2	0									

Official Basketball Box Score -- Game Totals -- Final Statistics NC State vs Virginia 01/29/15 7 p.m. at JPJ Arena, Charlottesville, Va.

NC State 63 • 12-9, 3-5 ACC

#	Player	Total		3-Ptr		Rebounds			PF	TP	A	TO	Blk	Stl	Min
		FG-FGA	FT-FTA	FG-FGA	FT-FTA	Off	Def	Tot							
11	Jennifer Mathurin	f	5-12	4-10	0-0	1	3	4	3	14	1	2	0	0	30
25	Carlee Schuhmacher	c	6-16	0-2	1-2	1	2	3	3	13	0	2	1	0	27
02	Len'Nique Brown	g	2-7	1-5	0-0	2	2	4	1	5	4	1	1	1	38
03	Miah Spencer	g	2-8	0-0	0-0	1	8	9	1	4	8	1	0	3	35
22	Dominique Wilson	g	7-16	1-7	3-3	0	4	4	2	18	2	3	0	1	37
04	Ashley Williams	g	0-2	0-2	0-0	0	0	0	0	0	1	0	0	1	10
05	Chelsea Nelson	g	3-4	0-0	1-2	0	1	1	2	7	0	1	0	2	13
10	Ashley Eli	g	1-1	0-0	0-0	0	2	2	0	2	0	0	0	0	10
Team						3	0	3							
Totals			26-66	6-26	5-7	8	22	30	12	63	16	10	2	8	200

FG % 1st Half: 15-33 45.5% 2nd half: 11-33 33.3% Game: 26-66 39.4% Deadball Rebounds 1,1
3FG % 1st Half: 2-12 16.7% 2nd half: 4-14 28.6% Game: 6-26 23.1%
FT % 1st Half: 3-4 75.0% 2nd half: 2-3 66.7% Game: 5-7 71.4%

Virginia 71 • 14-7, 4-4 ACC

#	Player	Total		3-Ptr		Rebounds			PF	TP	A	TO	Blk	Stl	Min
		FG-FGA	FT-FTA	FG-FGA	FT-FTA	Off	Def	Tot							
21	Lauren Moses	f	2-4	0-0	2-2	2	5	7	1	6	0	4	2	1	22
42	Sarah Imovbioh	c	1-6	0-0	4-6	1	3	4	1	6	1	1	1	1	28
01	Mikayla Venson	g	7-8	6-6	2-3	0	2	2	2	22	2	2	1	1	30
12	Breyana Mason	g	3-8	1-1	2-2	0	4	4	0	9	3	1	0	1	33
20	Faith Randolph	g	6-12	3-5	2-0	0	8	8	3	17	5	3	0	0	35
03	Sarah Beth Barnette	g	1-3	0-1	0-0	1	2	3	2	2	0	0	0	1	14
13	Tiffany Suarez	g	1-1	0-0	0-0	0	0	0	0	2	0	1	0	0	5
23	Aliyah Huland El	g	1-4	1-2	2-2	0	1	1	0	5	0	3	1	0	17
44	Sydney Umeri	g	1-3	0-0	0-0	1	4	5	2	2	0	1	1	0	16
Team						0	4	4							
Totals			23-49	11-15	14-17	5	33	38	11	71	11	16	6	5	200

FG % 1st Half: 13-24 54.2% 2nd half: 10-25 40.0% Game: 23-49 46.9% Deadball Rebounds 1
3FG % 1st Half: 6-7 85.7% 2nd half: 5-8 62.5% Game: 11-15 73.3%
FT % 1st Half: 4-4 100.0% 2nd half: 10-13 76.9% Game: 14-17 82.4%

Officials: Joe Cunningham, Joseph Vasziy, Angelica Suffren
Technical fouls: NC State-None, Virginia-None.
Attendance: 3092

Score by periods	1st	2nd	Total
NC State	35	28	63
Virginia	36	35	71

Last FG - ST 2nd-01:13, VA 2nd-00:52.
Largest lead - ST by 8 2nd-10:19, VA by 8 2nd-00:07.
ST led for 25:52, VA led for 09:11. Game was tied for 04:57.

Points	In	Off	2nd	Fast	Bench
ST	28	15	11	12	9
VA	16	10	9	0	11

Score tied - 6 times.
Lead changed - 9 times.

Official Basketball Box Score -- Game Totals -- Final Statistics Virginia vs Clemson 02/01/15 2 p.m. at Clemson, S.C. (Littlejohn Coliseum)

Virginia 77 • 15-7, 5-4 ACC

#	Player	Total		3-Ptr		Rebounds			PF	TP	A	TO	Blk	Stl	Min
		FG-FGA	FT-FTA	FG-FGA	FT-FTA	Off	Def	Tot							
21	Lauren Moses	f	6-10	0-0	3-6	6	4	10	3	15	3	0	2	2	29
42	Sarah Imovbioh	c	6-10	0-0	3-3	4	9	13	3	15	3	1	2	2	32
01	Mikayla Venson	g	4-8	2-4	2-2	0	2	2	1	12	4	1	0	0	33
12	Breyana Mason	g	6-13	3-5	0-0	0	2	2	4	15	1	2	0	1	34
20	Faith Randolph	g	2-12	1-4	3-4	0	1	1	2	8	2	2	0	1	30
03	Sarah Beth Barnette	g	2-6	2-4	0-0	1	1	2	0	6	0	1	0	0	9
13	Tiffany Suarez	g	0-1	0-0	0-0	0	0	0	0	0	2	0	0	0	11
23	Aliyah Huland El	g	2-3	2-2	0-0	0	1	1	2	6	0	0	0	0	15
44	Sydney Umeri	g	0-0	0-0	0-0	1	0	1	5	0	1	0	0	0	7
Team						0	2	2							
Totals			28-63	10-19	11-15	12	22	34	20	77	16	7	4	6	200

FG % 1st Half: 18-29 62.1% 2nd half: 10-34 29.4% Game: 28-63 44.4% Deadball Rebounds 1
3FG % 1st Half: 9-14 64.3% 2nd half: 1-5 20.0% Game: 10-19 52.6%
FT % 1st Half: 2-2 100.0% 2nd half: 9-13 69.2% Game: 11-15 73.3%

Clemson 72 • 9-13, 1-8 ACC

#	Player	Total		3-Ptr		Rebounds			PF	TP	A	TO	Blk	Stl	Min
		FG-FGA	FT-FTA	FG-FGA	FT-FTA	Off	Def	Tot							
12	JOHNSON, MAKAYLA	f	1-1	0-0	2-2	1	0	1	4	4	0	0	0	1	11
14	MOSLEY, PAIGE	f	1-1	0-0	0-0	1	1	2	2	2	1	2	0	1	21
01	LEWIS, TIFFANY	g	6-15	5-13	2-2	0	3	3	0	19	1	1	0	0	34
02	LINDSAY, CHELSEA	g	4-10	2-5	1-2	3	5	8	1	11	6	2	0	0	37
21	DIXON, NIKKI	g	5-14	0-0	7-11	5	6	11	5	17	4	2	1	2	35
00	DAVENPORT, SHELBYE	g	1-4	0-2	2-2	1	4	5	1	4	1	1	0	0	19
24	ATKISM, IVY	g	2-3	0-0	3-4	2	1	3	4	7	0	2	0	0	17
25	PERRY, CHA'NELLE	g	3-12	1-1	1-2	3	3	6	0	8	1	2	3	0	26
Team						3	3	6							
Totals			23-60	8-21	18-25	19	26	45	17	72	14	12	4	4	200

FG % 1st Half: 11-28 39.3% 2nd half: 12-32 37.5% Game: 23-60 38.3% Deadball Rebounds 3
3FG % 1st Half: 4-9 44.4% 2nd half: 4-12 33.3% Game: 8-21 38.1%
FT % 1st Half: 6-8 75.0% 2nd half: 12-17 70.6% Game: 18-25 72.0%

Officials: Dee Kantner, Edward Sidlasky, Geraldine Smith
Technical fouls: Virginia-None, Clemson-None.
Attendance: 902

Score by periods	1st	2nd	Total
Virginia	47	30	77
Clemson	32	40	72

Last FG - VA 2nd-01:47, CU 2nd-03:23.
Largest lead - VA by 19 2nd-17:41, CU by 4 1st-17:47.
VA led for 33:55, CU led for 03:46. Game was tied for 02:10.

Points	In	Off	2nd	Fast	Bench
VA	24	6	12	6	12
CU	24	8	21	4	19

Score tied - 2 times.
Lead changed - 7 times.

Official Basketball Box Score -- Game Totals -- Final Statistics Virginia vs Notre Dame 02/05/15 7 p.m. at Notre Dame, Ind. (Purcell Pavilion)

Virginia 54 • (15-8, 5-5)

#	Player	Total		3-Ptr		Rebounds			PF	TP	A	TO	Blk	Stl	Min
		FG-FGA	FT-FTA	FG-FGA	FT-FTA	Off	Def	Tot							
21	Lauren Moses	f	4-7	0-0	0-0	1	2	3	5	8	1	2	0	1	17
42	Sarah Imovbioh	c	0-3	0-0	3-4	0	16	16	0	3	3	4	0	1	34
01	Mikayla Venson	g	4-11	1-5	0-0	0	1	1	2	9	1	3	0	0	37
12	Breyana Mason	g	4-13	0-1	1-2	0	2	2	1	9	3	1	0	1	38
20	Faith Randolph	g	7-13	1-2	1-1	1	2	3	3	16	1	1	0	3	32
03	Sarah Beth Barnette	g	0-2	0-2	0-0	0	0	0	1	0	0	0	0	1	7
13	Tiffany Suarez	g	1-2	0-0	0-0	1	0	1	3	2	0	0	0	0	8
23	Aliyah Huland El	g	0-2	0-1	0-0	1	0	1	3	0	1	0	0	0	6
44	Sydney Umeri	g	3-6	0-0	1-1	1	0	1	7	0	1	2	0	21	
Team						2	0	2							
Totals			23-59	2-11	6-8	7	23	30	19	54	10	14	2	7	200

FG % 1st Half: 14-30 46.7% 2nd half: 9-29 31.0% Game: 23-59 39.0% Deadball Rebounds 2
3FG % 1st Half: 1-5 20.0% 2nd half: 1-6 16.7% Game: 2-11 18.2%
FT % 1st Half: 2-3 66.7% 2nd half: 4-5 80.0% Game: 6-8 75.0%

Notre Dame 75 • (22-2, 9-1)

#	Player	Total		3-Ptr		Rebounds			PF	TP	A	TO	Blk	Stl	Min
		FG-FGA	FT-FTA	FG-FGA	FT-FTA	Off	Def	Tot							
11	Brianna Turner	f	11-14	0-0	4-6	4	9	13	2	26	0	0	2	1	35
12	Taya Reimer	f	3-7	0-0	3-6	1	1	2	0	9	3	4	1	1	28
15	Lindsay Allen	g	5-7	1-1	1-2	2	4	6	3	12	4	3	0	2	29
23	Michaela Mabrey	g	2-6	1-5	0-0	0	1	1	0	5	1	0	0	0	19
32	Jewell Loyd	g	4-15	0-1	6-8	1	2	3	1	14	4	1	1	0	34
14	Mychal Johnson	g	0-2	0-0	0-0	1	1	2	1	0	1	0	0	0	12
22	Madison Cable	g	1-3	0-1	0-0	1	4	5	0	2	1	0	0	1	17
24	Hannah Huffman	g	0-0	0-0	1-2	0	2	2	1	1	1	0	0	1	8
33	Kathryn Westbeld	g	2-3	0-0	2-2	2	2	4	0	6	2	2	0	0	14
34	Markisha Wright	g	0-0	0-0	0-0	0	1	1	1	0	0	0	0	0	3

Official Basketball Box Score -- Game Totals -- Final Statistics NC State vs Virginia 01/29/15 7 p.m. at JPJ Arena, Charlottesville, Va.

NC State 63 • 12-9, 3-5 ACC

#	Player	Total		3-Ptr		Rebounds			PF	TP	A	TO	Blk	Stl	Min
		FG-FGA	FG-FGA	FT-FTA	Off	Def	Tot								
11	Jennifer Mathurin	f	5-12	4-10	0-0	1	3	4	3	14	1	2	0	0	30
25	Carlee Schuhmacher	c	6-16	0-2	1-2	1	2	3	3	13	0	2	1	0	27
02	Len'Nique Brown	g	2-7	1-5	0-0	2	2	4	1	5	4	1	1	1	38
03	Miah Spencer	g	2-8	0-0	0-0	1	8	9	1	4	8	1	0	3	35
22	Dominique Wilson	g	7-16	1-7	3-3	0	4	4	2	18	2	3	0	1	37
04	Ashley Williams	g	0-2	0-2	0-0	0	0	0	0	0	1	0	0	1	10
05	Chelsea Nelson	g	3-4	0-0	1-2	0	1	1	2	7	0	1	0	2	13
10	Ashley Eli	g	1-1	0-0	0-0	0	2	2	0	2	0	0	0	0	10
Team						3	0	3							
Totals			26-66	6-26	5-7	8	22	30	12	63	16	10	2	8	200

FG % 1st Half: 15-33 45.5% 2nd half: 11-33 33.3% Game: 26-66 39.4%
 3FG % 1st Half: 2-12 16.7% 2nd half: 4-14 28.6% Game: 6-26 23.1%
 FT % 1st Half: 3-4 75.0% 2nd half: 2-3 66.7% Game: 5-7 71.4%

Virginia 71 • 14-7, 4-4 ACC

#	Player	Total		3-Ptr		Rebounds			PF	TP	A	TO	Blk	Stl	Min
		FG-FGA	FG-FGA	FT-FTA	Off	Def	Tot								
21	Lauren Moses	f	2-4	0-0	2-2	2	5	7	1	6	0	4	2	1	22
42	Sarah Imovbioh	f	1-6	0-0	4-6	1	3	4	1	6	1	1	1	1	28
01	Mikayla Venson	g	7-8	6-6	2-3	0	2	2	2	22	2	1	1	1	30
12	Breyana Mason	g	3-8	1-1	2-2	0	4	4	0	9	3	1	0	1	33
20	Faith Randolph	g	6-12	3-5	2-2	0	8	8	3	17	5	3	0	0	35
03	Sarah Beth Barnette	g	1-3	0-1	0-0	1	2	3	2	2	0	0	0	1	14
13	Tiffany Suarez	g	1-1	0-0	0-0	0	0	0	0	2	0	1	0	0	5
23	Aliyah Huland El	g	1-4	1-2	2-2	0	1	1	0	5	0	3	1	0	17
44	Sydney Umeri	g	1-3	0-0	0-0	1	4	5	2	2	0	1	1	0	16
Team						0	4	4							
Totals			23-49	11-15	14-17	5	33	38	11	71	11	16	6	5	200

FG % 1st Half: 13-24 54.2% 2nd half: 10-25 40.0% Game: 23-49 46.9%
 3FG % 1st Half: 6-7 85.7% 2nd half: 5-8 62.5% Game: 11-15 73.3%
 FT % 1st Half: 4-4 100.0% 2nd half: 10-13 76.9% Game: 14-17 82.4%

Officials: Joe Cunningham, Joseph Vaszily, Angelica Suffren
 Technical fouls: NC State-None, Virginia-None.
 Attendance: 3092

Score by periods	1st	2nd	Total
NC State	35	28	63
Virginia	36	35	71

	In	Off	2nd	Fast	Bench
Points	Paint	T/O	Chance	Break	
NC State	28	15	11	12	9
Virginia	16	10	9	0	11

Last FG - ST 2nd-01:13, VA 2nd-00:52.
 Largest lead - ST by 8 2nd-10:19, VA by 8 2nd-00:07.
 ST led for 25:52, VA led for 09:11. Game was tied for 04:57.

Score tied - 6 times.
 Lead changed - 9 times.

Official Basketball Box Score -- Game Totals -- Final Statistics Virginia vs Clemson 02/01/15 2 p.m. at Clemson, S.C. (Littlejohn Coliseum)

Virginia 77 • 15-7, 5-4 ACC

#	Player	Total		3-Ptr		Rebounds			PF	TP	A	TO	Blk	Stl	Min
		FG-FGA	FG-FGA	FT-FTA	Off	Def	Tot								
21	Lauren Moses	f	6-10	0-0	3-6	6	4	10	3	15	3	0	2	2	29
42	Sarah Imovbioh	c	6-10	0-0	3-3	4	9	13	3	15	3	1	2	2	32
01	Mikayla Venson	g	4-8	2-4	2-2	0	2	2	1	12	4	1	0	0	33
12	Breyana Mason	g	6-13	3-5	0-0	0	2	2	4	15	1	2	0	1	34
20	Faith Randolph	g	2-12	1-4	3-4	0	1	1	2	8	2	2	0	1	30
03	Sarah Beth Barnette	g	2-6	2-4	0-0	1	1	2	0	6	0	1	0	0	9
13	Tiffany Suarez	g	0-1	0-0	0-0	0	0	0	0	0	2	0	0	0	11
23	Aliyah Huland El	g	2-3	2-2	0-0	0	1	1	2	6	0	0	0	0	15
44	Sydney Umeri	g	0-0	0-0	0-0	1	0	1	5	0	1	0	0	0	7
Team						0	2	2							
Totals			28-63	10-19	11-15	12	22	34	20	77	16	7	4	6	200

FG % 1st Half: 18-29 62.1% 2nd half: 10-34 29.4% Game: 28-63 44.4%
 3FG % 1st Half: 9-14 64.3% 2nd half: 1-5 20.0% Game: 10-19 52.6%
 FT % 1st Half: 2-2 100.0% 2nd half: 9-13 69.2% Game: 11-15 73.3%

Clemson 72 • 9-13, 1-8 ACC

#	Player	Total		3-Ptr		Rebounds			PF	TP	A	TO	Blk	Stl	Min
		FG-FGA	FG-FGA	FT-FTA	Off	Def	Tot								
12	JOHNSON, MAKAYLA	f	1-1	0-0	2-2	1	0	1	4	4	0	0	0	1	11
14	MOSLEY, PAIGE	f	1-1	0-0	0-0	1	1	2	2	2	1	2	0	1	21
01	LEWIS, TIFFANY	g	6-15	5-13	2-2	0	3	3	0	19	1	1	0	0	34
02	LINDSAY, CHELSEA	g	4-10	2-5	1-2	3	5	8	1	11	6	2	0	0	37
21	DIXON, NIKKI	g	5-14	0-0	7-11	5	6	11	5	17	4	2	1	2	35
00	DAVENPORT, SHELBY	g	1-4	0-2	2-2	1	4	5	1	4	1	1	0	0	19
24	ATKISM, IVY	g	2-3	0-0	3-4	2	1	3	4	7	0	2	0	0	17
25	PERRY, CHA'NELLE	g	3-12	1-1	1-2	3	3	6	0	8	1	2	3	0	26
Team						3	3	6							
Totals			23-60	8-21	18-25	19	26	45	17	72	14	12	4	4	200

FG % 1st Half: 11-28 39.3% 2nd half: 12-32 37.5% Game: 23-60 38.3%
 3FG % 1st Half: 4-9 44.4% 2nd half: 4-12 33.3% Game: 8-21 38.1%
 FT % 1st Half: 6-8 75.0% 2nd half: 12-17 70.6% Game: 18-25 72.0%

Officials: Dee Kantner, Edward Sidlasky, Geraldine Smith
 Technical fouls: Virginia-None, Clemson-None.
 Attendance: 902

Score by periods	1st	2nd	Total
Virginia	47	30	77
Clemson	32	40	72

	In	Off	2nd	Fast	Bench
Points	Paint	T/O	Chance	Break	
Virginia	24	6	12	6	12
Clemson	8	21	4	19	

Last FG - VA 2nd-01:47, CU 2nd-03:23.
 Largest lead - VA by 19 2nd-17:41, CU by 4 1st-17:47.
 VA led for 33:55, CU led for 03:46. Game was tied for 02:10.

Score tied - 2 times.
 Lead changed - 7 times.

Official Basketball Box Score -- Game Totals -- Final Statistics Virginia vs Notre Dame 02/05/15 7 p.m. at Notre Dame, Ind. (Purcell Pavilion)

Virginia 54 • (15-8, 5-5)

#	Player	Total		3-Ptr		Rebounds			PF	TP	A	TO	Blk	Stl	Min
		FG-FGA	FG-FGA	FT-FTA	Off	Def	Tot								
21	Lauren Moses	f	4-7	0-0	0-0	1	2	3	5	8	1	2	0	1	17
42	Sarah Imovbioh	c	0-3	0-0	3-4	0	16	16	0	3	3	4	0	1	34
01	Mikayla Venson	g	4-11	1-5	0-0	0	1	1	2	9	1	3	0	0	37
12	Breyana Mason	g	4-13	0-1	1-2	0	2	2	1	9	3	1	0	1	38
20	Faith Randolph	g	7-13	1-2	1-1	1	2	3	3	16	1	1	0	3	32
03	Sarah Beth Barnette	g	0-2	0-2	0-0	0	0	0	1	0	0	0	0	1	7
13	Tiffany Suarez	g	1-2	0-0	0-0	1	0	1	3	2	0	0	0	0	8
23	Aliyah Huland El	g	0-2	0-1	0-0	1	0	1	3	0	1	0	0	0	6
44	Sydney Umeri	g	3-6	0-0	1-1	1	0	1	1	7	0	1	2	0	21
Team						2	0	2							
Totals			23-59	2-11	6-8	7	23	30	19	54	10	14	2	7	200

FG % 1st Half: 14-30 46.7% 2nd half: 9-29 31.0% Game: 23-59 39.0%
 3FG % 1st Half: 1-5 20.0% 2nd half: 1-6 16.7% Game: 2-11 18.2%
 FT % 1st Half: 2-3 66.7% 2nd half: 4-5 80.0% Game: 6-8 75.0%

Notre Dame 75 • (22-2, 9-1)

#	Player	Total		3-Ptr		Rebounds			PF	TP	A	TO	Blk	Stl	Min
		FG-FGA	FG-FGA	FT-FTA	Off	Def	Tot								
11	Brianna Turner	f	11-14	0-0	4-6	4	9	13	2	26	0	0	2	1	35
12	Taya Reimer	f	3-7	0-0	3-6	1	1	2	0	9	3	4	0	1	28
15	Lindsay Allen	g	5-7	1-1	1-2	2	4	6	3	12	4	3	0	2	29
23	Michaela Mabrey	g	2-6	1-5	0-0	0	1	1	0	5	1	0	0	0	19
32	Jewell Loyd	g	4-15	0-1	6-8	1	2	3	1	14	4	1	1	0	34
14	Mychal Johnson	g	0-2	0-0	0-0	1	1	2	1	0	1	0	0	0	12
22	Madison Cable	g	1-3	0-1	0-0	1	4	5	0	2	1	0	0	1	17
24	Hannah Huffman	g	0-0	0-0	1-2	0	2	2	1	1	1	0	0	1	8
33	Kathryn Westbeld	g	2-3	0-0	2-2	2	2	4	0	6	2	2	0	0	14
34	Markisha Wright	g	0-0												

Official Basketball Box Score -- Game Totals -- Final Statistics
Virginia vs PITT
02/19/15 7:00 PM at Petersen Events Center, Pittsburgh, PA

Virginia 63 • (15-11, 5-8 ACC)

#	Player	Total		3-Ptr	Rebounds			PF	TP	A	TO	Blk	Stl	Min	
		FG-FGA	FG-FGA	FT-FTA	Off	Def	Tot								
21	Lauren Moses	f	2-5	0-0	0-2	0	4	4	4	4	0	2	1	0	28
42	Sarah Imovbioh	f	5-10	0-0	8-10	6	12	18	5	18	0	3	1	0	35
01	Mikayla Venson	g	4-10	0-3	3-4	0	1	1	4	11	2	6	0	1	35
12	Breyana Mason	g	4-11	0-0	2-2	0	4	4	3	10	2	2	0	2	42
20	Faith Randolph	g	3-16	1-4	0-0	1	0	1	4	7	1	4	0	3	32
03	Sarah Beth Barnette		0-0	0-0	0-0	1	1	2	0	0	0	0	0	0	3
13	Tiffany Suarez		1-1	0-0	0-0	0	1	1	0	2	0	0	1	0	7
23	Alyyah Huland El		3-9	0-2	1-1	0	0	0	4	7	1	0	0	1	20
44	Sydney Umeri		1-4	0-0	2-2	2	5	7	1	4	0	1	0	0	23
Team						4	2	6							
Totals			23-66	1-9	16-21	14	30	44	25	63	6	18	3	7	225

FG % 1st Half: 11-29 37.9% 2nd half: 11-31 35.5% OT: 1-6 16.7% Game: 23-66 34.8% Deadball
 3FG % 1st Half: 1-3 33.3% 2nd half: 0-4 0.0% OT: 0-2 0.0% Game: 1-9 11.1% Rebounds
 FT % 1st Half: 7-7 100.0 2nd half: 6-8 75.0% OT: 3-6 50.0% Game: 16-21 76.2% 2

PITT 68 • (18-8, 8-5 ACC)

#	Player	Total		3-Ptr	Rebounds			PF	TP	A	TO	Blk	Stl	Min	
		FG-FGA	FG-FGA	FT-FTA	Off	Def	Tot								
12	Yacine Diop	f	2-5	0-1	2-4	2	4	6	3	6	4	8	1	3	36
24	Monica Wignot	f	3-11	0-4	0-0	1	7	8	0	6	4	1	3	0	36
35	Stasha Carey	f	7-13	1-5	2-6	3	6	9	4	17	3	3	4	3	44
02	Aysia Bugg	g	1-2	0-0	0-0	0	2	2	2	2	1	1	0	0	18
03	Brianna Kiesel	g	9-18	0-3	5-8	0	6	6	4	23	3	4	0	1	41
14	Fred Potvin		1-6	1-5	0-0	0	0	0	0	3	0	0	0	0	17
22	Chelsea Welch		2-3	1-2	6-8	1	3	4	4	11	0	1	0	1	29
51	Cora McManus		0-0	0-0	0-0	1	0	1	1	0	0	0	0	0	4
Team						1	3	4							
Totals			25-58	3-20	15-26	9	31	40	18	68	15	18	8	8	225

FG % 1st Half: 8-24 33.3% 2nd half: 15-30 50.0% OT: 2-4 50.0% Game: 25-58 43.1% Deadball
 3FG % 1st Half: 1-8 12.5% 2nd half: 2-11 18.2% OT: 0-1 0.0% Game: 3-20 15.0% Rebounds
 FT % 1st Half: 3-5 60.0% 2nd half: 6-11 54.5% OT: 6-10 60.0% Game: 15-26 57.7% 5,1

Officials: Billy Smith (R), Dan Outlaw, Rachelle Jones
 Technical fouls: Virginia-None. PITT-None.
 Attendance: 736

Score by periods	1st	2nd	OT	Total
Virginia	30	28	5	63
PITT	20	38	10	68

Points	In	Off	2nd	Fast	Bench
VA	Paint	T/O	Chance	Break	
24	17	12	6	13	
UP	40	23	4	10	14

Last FG - VA OT-00:13, UP OT-02:51.
 Largest lead - VA by 12 1st-00:43, UP by 6 OT-00:19.
 VA led for 39:17. UP led for 02:51. Game was tied for 02:52.

Score tied - 2 times.
 Lead changed - 1 time.

2014-15 VIRGINIA SEASON RESULTS & LEADERS

RECORD:	OVERALL	HOME	AWAY	NEUTRAL
ALL GAMES	15-11	11-4	4-6	0-1
CONFERENCE	5-8	3-3	2-5	0-0
NON-CONFERENCE	10-3	8-1	2-1	0-1

Date	UVa. Rank	Opponent	Score	W/L	Rec.	ACC	Attend.	High Scorer	High Reb.	Opp. High Scr
11/14		OHIO STATE	87-82	W	1-0	0-0	3358	Randolph 25	Imovbioh 24	Mitchell 26
11/16		RADFORD	75-47	W	2-0	0-0	3172	Imovbioh 14	Imovbioh 9	White 14
11/20	NR/RV	at Xavier	71-62	W	3-0	0-0	714	Randolph 26	Imovbioh 13	Gaffney 15
11/23	NR/RV	AUBURN	66-51	W	4-0	0-0	3526	Imovbioh 21	Imovbioh 13	Montgomery 24
11/28	NR/RV	vs Toledo	64-62	L	4-1	0-0	436	Randolph 21	Imovbioh 9	Zanoguera 24
11/30	NR/RV	at FIU	74-61	W	5-1	0-0	305	FR/SI 16	Imovbioh 10	Pound 18
12/03		at Illinois	86-63	L	5-2	0-0	1253	Randolph 16	Moses 13	Grant 16
12/06		DELAWARE ST	100-62	W	6-2	0-0	2998	Venson 22	Barnette 11	Aldridge 17
12/16		LONGWOOD	91-49	W	7-2	0-0	2841	Imovbioh 25	Imovbioh 15	Williams 18
12/19		SAINT MARYS	62-49	W	8-2	0-0	2950	Randolph 20	FR/SI 5	HH/LN 16
12/21		HOWARD	74-53	W	9-2	0-0	3014	Randolph 26	Imovbioh 10	Brown 15
12/28		DAVIDSON	67-57	L	9-3	0-0	3392	Imovbioh 21	Imovbioh 19	Early 24
12/29		DREXEL	72-66	W	10-3	0-0	3031	Imovbioh 19	Imovbioh 9	Curran 15
01/04		at Virginia Tech	62-47	W	11-3	1-0	1225	Mason 16	Imovbioh 11	Camp 23
01/08		WAKE FOREST	72-70	W	12-3	2-0	3034	Venson 21	FR, LM, SI 7	Hamby 27
01/11		at No. 21 Syracuse	70-58	L	12-4	2-1	708	Randolph 24	Moses 13	Peterson 16
01/15		BOSTON COLLEGE	68-56	W	13-4	3-1	3397	Randolph 23	Imovbioh 11	Hughes 14
01/18		at No. 4 Louisville	67-57	L	13-5	3-2	11322	Randolph 24	Imovbioh 15	Hammond 20
01/21		at Miami	67-58	L	13-6	3-3	1406	FR/SI 14	Imovbioh 8	Thomas 18
01/25		GEORGIA TECH	68-62	L	13-7	3-4	3975	Randolp 23	SI/FR 7	Davis 31
01/29		NC STATE	71-63	W	14-7	4-4	3092	Venson 22	Randolph 8	Wilson 18
02/01		at Clemson	77-72	W	15-7	5-4	902	LM/SI/BM 15	Imovbioh 13	Lewis 19
02/05		at Notre Dame	75-54	L	15-8	5-5	8738	Randolph 16	Imovbioh 16	Turner 26
02/12		DUKE	71-45	L	15-9	5-6	3333	Imovbioh 14	Imovbioh 8	Greenwell 22
02/15		FLORIDA STATE	65-56	L	15-10	5-7	4042	Venson 15	Umeri 5	IS, AB 14
02/19		at Pitt	68-63	LOT	15-11	5-8	736	Imovbioh 18	Imovbioh 18	Kiesel 23

**2014-15 POINTS-REBS-ASSISTS**

OPPONENT	ALLEN	BARNETTE	HULAND EL	IMOV BIOH	MASON
OHIO STATE	DNP	0-2-1	5-1-1	18-24-0	22-0-6
RADFORD	0-0-0	3-4-0	7-5-1	14-9-0	11-3-5
at Xavier	DNP	0-1-0	4-2-0	18-13-1	6-2-6
AUBURN	DNP	3-6-2	2-2-1	21-13-2	8-2-4
vs. Toledo	DNP	0-1-0	3-2-0	9-9-2	0-3-3
vs. FIU	DNP	0-0-0	8-3-1	16-10-1	11-0-2
at Illinois	DNP	0-0-0	3-3-0	10-8-0	6-4-3
DELAWARE ST	2-1-0	9-11-5	10-3-2	10-9-1	16-3-7
LONGWOOD	0-1-0	2-5-1	11-2-4	25-15-0	10-3-4
ST. MARY'S	DNP	0-4-0	5-0-1	6-5-0	7-1-2
HOWARD	DNP	3-1-0	2-0-0	21-10-0	3-3-3
DAVIDSON	DNP	5-2-0	7-1-1	21-19-1	4-2-2
DREXEL	DNP	6-2-2	4-2-4	19-9-3	11-4-3
at Virginia Tech	DNP	0-2-1	10-2-1	9-11-1	16-1-1
WAKE FOREST	DNP	0-1-0	12-3-1	8-7-1	12-2-3
at Syracuse	DNP	0-0-0	7-2-3	14-9-1	2-4-2
BOSTON COLLEGE	DNP	8-1-2	0-2-0	10-11-2	12-2-7
at Louisville	DNP	0-1-0	1-0-0	11-15-0	11-2-1
at Miami	DNP	2-0-0	0-1-0	14-8-2	11-4-4
GEORGIA TECH	DNP	0-2-0	7-1-1	5-7-1	14-3-5
NC STATE	DNP	2-3-0	5-1-0	6-4-1	9-4-3
at Clemson	DNP	6-2-0	6-1-0	15-13-3	9-2-1
at Notre Dame	DNP	0-0-0	0-1-1	3-16-3	9-2-3
DUKE	DNP	2-2-0	5-5-1	14-8-1	2-1-6
FLORIDA ST	DNP	3-1-0	14-2-1	4-2-1	6-3-3
at Pitt	DNP	0-2-0	7-0-1	18-18-0	10-4-2
VIRGINIA TECH					
at UNC					
LOUISVILLE					

OPPONENT	MOSES	RANDOLPH	SUAREZ	UMERI	VENSON
OHIO STATE	4-7-0	25-6-5	0-0-1	2-3-0	11-1-3
RADFORD	7-5-0	11-4-0	6-0-1	4-1-1	12-3-1
at Xavier	8-6-1	26-4-0	2-0-0	2-8-1	5-6-5
AUBURN	3-5-1	18-5-0	1-0-0	0-0-0	10-3-1
vs. Toledo	14-8-0	21-2-2	0-2-1	6-3-1	9-1-4
vs. FIU	7-4-2	16-1-1	0-0-1	4-0-0	12-2-2
at Illinois	5-13-0	16-2-3	2-2-2	10-8-0	11-0-1
DELAWARE ST	6-6-2	15-1-1	4-1-2	6-2-1	22-2-2
LONGWOOD	10-2-3	14-2-1	8-1-1	0-1-0	11-1-4
ST. MARY'S	4-4-0	20-5-4	0-1-0	6-3-2	14-1-4
HOWARD	5-6-2	26-7-3	0-5-0	4-5-2	10-1-4
DAVIDSON	2-3-1	15-1-2	0-0-0	2-3-1	1-3-1
DREXEL	2-3-0	21-3-1	0-0-0	2-1-0	16-7-1
at Virginia Tech	5-8-3	9-5-4	0-0-0	0-5-0	13-0-2
WAKE FOREST	8-7-2	11-7-1	DNP	0-1-0	21-2-2
at Syracuse	2-13-1	24-2-2	DNP	0-0-0	9-1-3
BOSTON COLLEGE	0-5-1	23-6-1	DNP	2-2-0	13-3-3
at Louisville	4-9-0	24-5-3	0-0-0	2-2-0	2-1-2
at Miami	4-5-0	14-3-3	0-2-0	2-5-0	11-1-2
GEORGIA TECH	4-6-1	23-7-2	DNP	2-3-1	7-2-2
NC STATE	6-7-0	17-8-5	2-0-0	2-5-0	22-2-2
at Clemson	15-10-3	8-1-2	0-0-2	0-1-1	12-2-4
at Notre Dame	8-3-1	16-3-1	2-1-0	7-1-0	9-1-1
DUKE	6-1-1	4-5-1	5-0-1	0-1-1	7-1-1
FLORIDA ST	5-0-1	DNP	2-2-0	7-5-2	15-3-2
at Pitt	4-4-0	7-1-1	2-1-0	4-7-0	11-1-2
VIRGINIA TECH					
at UNC					
LOUISVILLE					



GAME-BY-GAME STAT COMPARISONS

	Field Goal %		3-Point FG %		Free Throw Pct.		Rebounds	Turnovers
	Virginia	Opponent	Virginia	Opponent	Virginia	Opponent	UVa-Opp	UVa-Opp
OHIO STATE	31-76 (.408)	29-74 (.392)	10-26 (.385)	11-30 (.367)	15-19 (.789)	13-16 (.813)	51-40 (+11)	10-9
RADFORD	30-66 (.455)	16-54 (.296)	2-14 (.143)	1-18 (.056)	13-20 (.650)	14-20 (.700)	38-43 (-5)	5-20
at Xavier	29-62 (.468)	22-62 (.355)	3-7 (.429)	8-25 (.320)	10-12 (.833)	10-13 (.769)	44-33 (+11)	15-13
AUBURN	23-46 (.500)	20-62 (.323)	7-10 (.700)	8-20 (.400)	13-20 (.650)	3-12 (.250)	39-32 (+7)	17-15
vs Toledo	24-60 (.400)	22-46 (.478)	7-20 (.350)	7-22 (.318)	7-11 (.636)	13-19 (.684)	35-30 (+5)	9-12
at FIU	32-62 (.516)	22-46 (.478)	2-10 (.200)	6-11 (.545)	8-11 (.727)	11-15 (.733)	21-36 (-15)	7-25
at Illinois	21-56 (.375)	33-60 (.550)	4-14 (.286)	8-21 (.381)	17-26 (.654)	12-21 (.571)	42-29 (+13)	18-11
DELAWARE ST	38-71 (.535)	21-58 (.362)	8-18 (.444)	6-14 (.429)	16-25 (.640)	14-16 (.875)	45-34 (+11)	8-17
LONGWOOD	38-68 (.559)	18-57 (.316)	2-13 (.154)	7-25 (.280)	13-20 (.650)	6-9 (.667)	38-33 (+5)	6-20
SAINT MARYS	22-56 (.393)	16-46 (.348)	6-18 (.333)	2-10 (.200)	12-14 (.857)	15-21 (.714)	28-38 (-10)	14-23
HOWARD	27-59 (.458)	21-71 (.296)	4-14 (.286)	2-28 (.071)	16-23 (.696)	9-11 (.818)	46-40 (+6)	25-24
DAVIDSON	20-64 (.313)	25-55 (.455)	5-23 (.217)	11-23 (.478)	12-15 (.800)	6-8 (.750)	41-37 (+4)	15-18
DREXEL	21-48 (.438)	24-54 (.444)	7-19 (.368)	5-14 (.357)	23-30 (.767)	13-16 (.813)	38-25 (+13)	17-12
at Va Tech	23-56 (.411)	15-52 (.288)	8-20 (.400)	3-15 (.200)	8-15 (.533)	14-20 (.700)	36-37 (-1)	11-15
WAKE	24-60 (.400)	30-58 (.517)	10-26 (.385)	2-12 (.167)	14-19 (.737)	8-15 (.533)	34-37 (-3)	17-20
at Syracuse	23-66 (.348)	26-55 (.473)	7-22 (.318)	12-27 (.444)	5-8 (.625)	6-8 (.750)	40-36 (+4)	22-21
BC	22-61 (.361)	23-56 (.411)	13-26 (.500)	3-15 (.200)	11-13 (.846)	7-9 (.778)	38-35 (+3)	16-17
at Louisville	25-56 (.446)	28-59 (.475)	1-11 (.091)	0-9 (.000)	4-9 (.444)	11-26 (.423)	35-39 (-4)	10-5
at Miami	19-49 (.388)	25-64 (.391)	5-11 (.455)	4-19 (.211)	15-23 (.652)	13-19 (.684)	35-40 (-5)	16-11
GEORGIA TECH	28-63 (.444)	26-65 (.400)	3-15 (.200)	2-15 (.133)	3-7 (.429)	14-14 (1.000)	35-40 (-5)	13-13
NC STATE	23-59 (.469)	26-66 (.394)	11-15 (.733)	6-26 (.230)	14-17 (.824)	5-7 (.714)	38-30 (+8)	16-10
at Clemson	28-63 (.444)	23-60 (.383)	10-19 (.526)	8-21 (.381)	11-15 (.733)	18-25 (.720)	34-45 (-11)	7-12
at Notre Dame	23-59 (.390)	28-57 (.491)	2-11 (.182)	2-8 (.250)	6-8 (.750)	17-26 (.654)	30-42 (-12)	14-12
DUKE	19-52 (.365)	26-59 (.441)	2-11 (.182)	6-19 (.316)	5-8 (.625)	13-17 (.765)	25-42 (-17)	22-19
FLORIDA STATE	20-43 (.465)	24-53 (.453)	8-19 (.421)	8-21 (.381)	8-9 (.889)	9-13 (.692)	21-33 (-12)	19-16
at Pitt	23-66 (.348)	25-58 (.431)	1-9 (.111)	3-20 (.150)	16-21 (.762)	15-26 (.577)	44-40 (+4)	18-18



MISCELLANEOUS STATS

VIRGINIA

OPPONENT

Table with 2 columns: VIRGINIA and OPPONENT. Rows include Bench Points, FG Percentage- Home, FG Percentage- Road, FG Percentage- Neutral, Most Points- Half, Fewest Points- Half, Largest Halftime Lead, and Largest Halftime Deficit.

VIRGINIA'S RECORD WHEN

Table with 2 columns: Record description and Win-Loss record. Rows include Game decided by 10 pts or less, Leading at halftime, Trailing at halftime, Tied at halftime, Went into overtime, Leading by 10 or more points, Shot FG 50% or better, Shot FG less than 50%, Shot FG less than 40%, Shot FG 40% or better, Holding opponent under 60 pts, Scoring 30-39 points, Scoring 40-49 points, Scoring 50-59 points, Scoring 60-69 points, Scoring 70-79 points, Scoring 80-89 points, Scoring 90-100 points, Outrebounding opponent, Being outrebounded, Tied in rebounding, Have fewer TOs than opponent, Committing 15 or less TOs, Start #1, 12, 20, 21, 42, Start #1, 12, 23, 21, 42, Playing a ranked opponent, Playing a top-10 ranked opponent, Playing on television, Playing on ESPN3/Fox Go only.

SCORING BENCHMARKS

GAMES WITH 20 OR MORE POINTS IN 14-15

Table with 2 columns: Player name and Games. Rows include Faith Randolph, Sarah Imovbioh, Mikayla Venson, and Breyana Mason.

GAMES WITH 10 OR MORE POINTS IN 14-15

Table with 2 columns: Player name and Games. Rows include Faith Randolph, Sarah Imovbioh, Mikayla Venson, Breyana Mason, Aliyah Huland El, Lauren Moses, and Sydney Umeri.

GAMES WITH 10 OR MORE REBOUNDS IN 14-15

Table with 2 columns: Player name and Games. Rows include Sarah Imovbioh, Lauren Moses, and Sarah Beth Barnette.

GAMES WITH 20 OR MORE REBOUNDS IN 14-15

Table with 2 columns: Player name and Games. Row includes Sarah Imovbioh.

DOUBLE DOUBLES IN 14-15

Table with 2 columns: Player name and Games. Rows include Sarah Imovbioh and Lauren Moses.

THE LAST TIME

VIRGINIA INDIVIDUALS

- **Two UVa players with double-doubles in the same game:** at Clemson 2/01/15 (Moses 15-10, Imovbioh 15-13)
- **Four players in double figures:** at Clemson 2/01/15 (Moses 15, Imovbioh 15, Mason 15, Venson 12)
- **Five players in double figures:** vs Longwood 12/16/14 (Imovbioh 25, Randolph 14, Huland El 11, Venson 11, Moses 10, Mason 10)
- **Six players in double figures:** vs Longwood 12/16/14 (Imovbioh 25, Randolph 14, Huland El 11, Venson 11, Moses 10, Mason 10)
- **Scored 20-24 points:** 22, Venson vs NC State (1/29/15)
- **Scored 25-29 points:** 26, Randolph vs Howard 12/21/14
- **Scored 30-39 points:** 34, Monica Wright vs. Green Bay, 03/21/10
- **Scored 40-49 points:** **48, Mimi Kennedy at North Carolina, 01/15/98
- **A non-starter scored 20 or more points:** 24, Faith Randolph vs North Carolina 2/20/14
- **Two or more Hoos scored 20 or more points in the same game:** vs Howard 12/21/14 (Randolph 26, Imovbioh 21)
- **Perfect from the field (5 attempts):** 8-8, Jazmin Pitts vs Radford
- **Perfect at FT line (10 attempts):** 11-11, Monica Wright vs North Carolina, 02/15/10
- **Perfect at FT line (9 attempts):** 9-9, Faith Randolph vs North Carolina (2/20/14)
- **Perfect at FT line (8 attempts):** 8-8, Faith Randolph vs Saint Marys 12/19/14
- **Had 20 Free throw attempts:** **20, Brandi Teamer at Wake Forest, 01/6/05
- **Had 15 rebounds:** 18, Sarah Imovbioh at Pitt 02/19/15
- **Had 20 rebounds:** 24, Sarah Imovbioh vs Ohio State 11/14/14
- **Had 10 assists:** 11, Sharneé Zoll vs. Georgia Tech, 03/2/08
- **Had 6 steals:** 6, Kelsey Wolfe at Miami, 01/06/13
- **Blocked 5 shots:** 5, Jocelyn Logan-Friend at North Carolina, 02/24/05

VIRGINIA TEAM

- **UVa ranked in AP Top 25:** #22, 11/21/12
- **UVa ranked USA Today Top 25:** #22, 3/8/10
- **Played AP No. 1 team:** #1 Duke, L 79-58, 3/2/07
- **Defeated AP No. 1 team:** #1 Maryland, 75-74, 2/11/92
- **Defeated AP Top 10 team:** #6 Maryland, 86-72, 1/23/14
- **Defeated AP Top 25 team:** #6 Maryland, 86-72, 1/23/14

FIELD GOAL SHOOTING

- **Shot 50 percent:** .559 (38-68) vs Longwood 12/16/14
- **Shot 60 percent:** .623 (33-53) vs Georgia Tech, 03/02/08
- **Shot 70 percent:** **.700 (42-60) at Wake Forest, 1/07/87
- **Made 30-39 field goals:** 38 vs Longwood 12/16/14
- **Made 40-49 field goals:** 42 vs Wake Forest, 01/7/87
- **Made 50 field goals:** **54 vs Cleveland State, 11/29/95
- **Attempted 60-69 FG:** 63 at Clemson, 2/01/15
- **Attempted 70-79 FG:** 71 vs Delaware St, 12/6/14
- **Attempted 80 FG:** 85 at NC State, 02/10/11

THREE-POINT SHOOTING

- **Shot 50 percent:** .526 (10-19) at Clemson 2/01/15
- **Shot 60 percent:** .700 (7-10) vs Auburn, 11/23/14
- **Shot 70 percent:** .700 (7-10) vs Auburn, 11/23/14
- **Shot 80 percent:** .857 (6-7) vs St. John's, 03/19/88
- **Made 10 three-pt. field goals:** 10 at Clemson 2/01/15
- **Attempted 20 three-pt. FG:** 26 (made 13) vs BC 1/15/15

FREE THROW SHOOTING

- **Shot 80 percent:** .889 (8-9) vs Florida State, 02/15/15
- **Shot 90 percent:** .909 (20-22) vs. Maryland, 01/23/14
- **Shot 100 percent:** 6-6 vs. Duke, 02/8/13
- **Made 20-29 free throws:** 20 vs. Maryland 01/23/14
- **Made 30-39 free throws:** 30 vs. North Carolina, 02/20/14
- **Attempted 30-39 FT:** 38 vs. North Carolina, 02/20/14
- **Attempted 40-49 FT:** 44 vs. Indiana, 11/26/09
- **Attempted 50+ FT:** **54 at Wake Forest, 01/6/05

SCORING

- **Scored 80 points:** 91 vs Longwood 12/16/14
- **Scored 90 points:** 91 vs Longwood 12/16/14
- **Scored 100 points:** 100 vs Delaware St, 12/6/14

REBOUNDING

- **Had 50 rebounds:** 51 vs Ohio State 11/14/14
- **Had 60 rebounds:** 63 at Alabama, 12/21/12
- **Had 70 rebounds:** **77 vs. Rider, 12/19/96

ASSISTS

- **Had 20 assists:** 23 vs Delaware St, 12/6/14
- **Had 30 assists:** **37 vs. Cleveland State, 11/29/95

STEALS

- **Had 15 steals:** 18 vs Davidson 12/28/14
- **Had 20 steals:** 22 vs UMES, 12/17/13
- **Had 25 steals:** 26 vs. Clemson, 02/12/12
- **UVa forced 30 turnovers:** 35 vs. UMES, 12/17/13
- **UVa committed 30 turnovers:** 32 at Alabama, 12/21/12

MISCELLANEOUS

- **UVa in OT:** L, 68-63 at Pitt 2/19/15
- **UVa in 2OT:** L, 73-70 at Alabama, 12/21/12
- **UVa in 3OT:** W, 105-100 at North Carolina, 01/15/98
- **UVa shot 60% from the floor in first half:** .621 (18-29) at Clemson 2/01/15
- **UVa shot 60% from the floor in second half:** .639 (23-36) vs Longwood 12/16/14
- **UVa shot less than 20% from floor first half:** .192 (5-26) at Maryland, 12/06/12
- **UVa shot less than 30% from floor first half:** .256 (10-39) at Syracuse, 01/11/15
- **UVa shot less than 30% from floor 2nd half:** .294 (10-34) at Clemson 2/01/15
- **UVa scored less than 15 points in first half:** 13 at Florida State, 01/8/06
- **UVa held opp to less than 15 points first half:** 14 vs. Virginia Tech, 01/03/13
- **UVa held opp to less than 10 points first half:** 6 vs. Norfolk State, 12/28/12
- **UVa held opponent to less than 30 points:** 23 vs. Norfolk State, 12/28/12
- **UVa failed to make at least one three-pointer:** 0-10 vs. Kansas State, 11/29/13
- **Opponent failed to make at least one three-pointer:** 0-9 at Louisville, 01/18/15

**school record



2014-15 HIGHS/LOWS

VIRGINIA HIGHS

OPPONENT HIGHS

Table with 2 columns: VIRGINIA HIGHS and OPPONENT HIGHS. Rows include Points, FG Made, FG Attempts, FG %, 3FG Made, 3FG Attempts, 3FG %, Free Throws Made, Free Throw Attempts, Free Throw %, Rebounds, Assists, Steals, Blocked Shots, Turnovers, Fouls.

VIRGINIA LOWS

OPPONENT LOWS

Table with 2 columns: VIRGINIA LOWS and OPPONENT LOWS. Rows include Points, FG Made, FG Attempts, FG %, 3FG Made, 3FG Attempts, 3FG %, Free Throws Made, Free Throw Attempts, Free Throw %, Rebounds, Assists, Steals, Blocked Shots, Turnovers, Fouls.

VIRGINIA INDIVIDUAL HIGHS

OPPONENT INDIVIDUAL HIGHS

Table with 2 columns: VIRGINIA INDIVIDUAL HIGHS and OPPONENT INDIVIDUAL HIGHS. Rows include Points, FG Made, FG Attempts, FG %, 3FG Made, 3FG Attempts, 3FG Percentage, FT Made, FT Attempts, FT Percentage, Rebounds, Assists, Steals, Blocked Shots, Turnovers.



2015 ACC WOMEN'S BASKETBALL TOURNAMENT

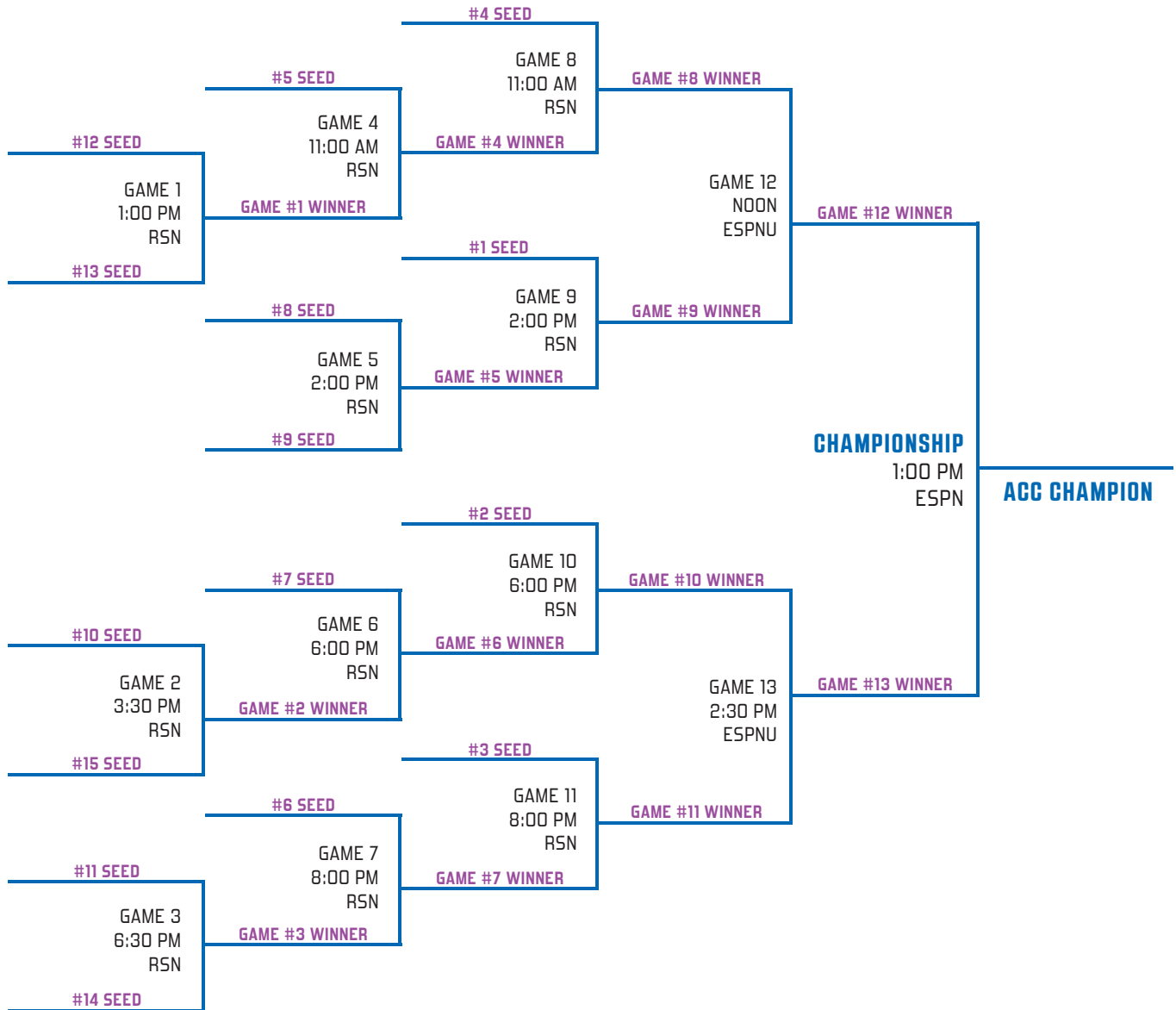
FIRST ROUND
WEDNESDAY • MARCH 4

SECOND ROUND
THURSDAY • MARCH 5

QUARTERFINALS
FRIDAY • MARCH 6

SEMIFINALS
SATURDAY • MARCH 7

CHAMPIONSHIP
SUNDAY • MARCH 8



RSN: FOX Sports South, FOX Sports Carolinas, FOX Sports Florida, Sun Sports, FOX Sports Indiana, FOX Sports Midwest, Comcast Sports Net Mid-Atlantic, New England Sports Network (NESN), the YES Network, Madison Square Garden Network (MSG) (NY), Root Sports (PA)


1
**MIKAYLA
VENSON**

 Guard • Freshman
5-7
Arlington, Va.
Yorktown High School


2
**JAE'LISA
ALLEN**


 Forward • Freshman
6-2
White Hall High School
Pine Bluff, Ark.

3
**SARAH BETH
BARNETTE**

 Forward • Senior
6-2
Lexington Christian Acad./
Univ. of Kentucky
Lexington, Ky.

10
**J'KYRA
BROWN**

 Guard • Sophomore
5-11
Rocky Mount High School
Rocky Mount, N.C.

12
**BREYANA
MASON**


 Guard • Sophomore
5-8
Forest Park High School
Woodbridge, Va.

13
**TIFFANY
SUAREZ**

 Guard • Sophomore
5-11
Our Lady of Lourdes
Miami, Fla.

15
**JARYN
GARNER**


 Guard • Junior
5-7
Germantown Academy
Sewell, N.J.


20
**FAITH
RANDOLPH**

 Guard • Junior
5-10
Our Lady of Good Counsel
Derwood, Md.

21
**LAUREN
MOSES**

 Forward • Freshman
6-2
Mount Holly, N.J.
Rancocas

23
**ALIYAH
HULAND EL**

 Guard • Freshman
6-1
Randolph High School
Randolph, N.J.

42
**SARAH
IMOVBIOH**

 Forward • Senior
6-2
St. Anne's-Belfield (Va.)
Abuja, Nigeria

44
**SYDNEY
UMERI**

 Forward • Sophomore
6-1
The Lovett School
Acworth, Ga.

**JOANNE
BOYLE**

 Head Coach
Fourth Season

**KIM
MCNEILL**

 Associate Head Coach
Fourth Season

**LA'KESHIA
FRETT MEREDITH**

 Assistant Coach
Second Season

**CORY
MCNEILL**

 Assistant Coach
Fourth Season

**SARAH
HOLSINGER**

 Asst. AD/Operations
Fourth Season