



VIRGINIA

VIRGINIA ATHLETICS MEDIA RELATIONS
 295 Massie Road, Room 154
 Charlottesville, VA 22904
Men's Basketball Contact: Erich Bacher
OFFICE: (434) 982-5530 • **CELL:** (720) 318-5538
E-mail: bacher@virginia.edu
ON THE WEB: VirginiaSports.com
ON TWITTER: @UVMensHoops, @ErichJBacher

22 NCAA TOURNAMENT APPEARANCES • 2 NCAA FINAL FOUR BERTHS • 13 NIT APPEARANCES • 10 ALL-AMERICANS • 24 ALL-ACC FIRST TEAM SELECTIONS

GAME INFORMATION

Date / Time: Saturday, Feb. 2, 2019 / 2 p.m. ET

Site: Charlottesville, Va. / John Paul Jones Arena (14,623)

Raycom: Tom Werme (pxp), Dan Bonner (analyst)

Virginia Sports Radio Network:

Dave Koehn (pxp), Jimmy Miller (analyst)

Satellite Radio: Sirius (84), XM (84), Internet (84)

Live Stats/Twitter: VirginiaSports.com/@UVMensHoops

Virginia vs. Miami: 10-12

Charlottesville: 6-4 (5-2 John Paul Jones Arena)

Coral Gables: 2-7 (2-6 Watsco Center)

Neutral: 2-1 (2-0 Verizon Center, Washington, D.C.)

First Meeting: Feb. 10, 1966 (L, 80-75 at Miami)

Last Meeting: Feb. 13, 2018 (W, 59-50 at Miami)

Winning Streak: Virginia, 1 game

2018-19 SCHEDULE/RESULTS - 19-1, 7-1 ACC

Date	Opponent	TV	Time/Result
Nov. 6	[5] TOWSON	ACCNE	W, 73-42
Nov. 11	[5] GEORGE WASH.	ACCNE	W, 76-57
Nov. 16	[4] COPPIN STATE	ACCNE	W, 97-40
Nov. 21	[4] Middle Tenn. ^	ESPN2	W, 74-52
Nov. 22	[4] Dayton ^	ESPN	W, 66-59
Nov. 23	[4] Wisconsin (25) ^	ESPN	W, 53-46
Nov. 28	[4] at Maryland (24) %	ESPN	W, 76-71
Dec. 3	[4] MORGAN STATE	ACCNE	W, 83-45
Dec. 9	[4] VCU	RSN	W, 57-49
Dec. 19	[5] at South Carolina	SEC	W, 69-52
Dec. 22	[5] WILLIAM & MARY	ACCNE	W, 72-40
Dec. 31	[4] MARSHALL	RSN	W, 100-64
Jan. 5	[4] FLORIDA STATE (9) *	ESPN2	W, 65-52
Jan. 9	[4] at Boston College *	ESPNU	W, 83-56
Jan. 12	[4] at Clemson *	Raycom	W, 63-43
Jan. 15	[4] VIRGINIA TECH (9) *	Raycom	W, 81-59
Jan. 19	[4] at Duke (1) *	ESPN	L, 72-70
Jan. 22	[3] WAKE FOREST *	RSN	W, 68-43
Jan. 26	[3] at Notre Dame *	CBS	W, 82-55
Jan. 29	[3] at NC State * (23)	ESPN2	W, 66-65 OT
Feb. 2	[3] MIAMI *	Raycom	2 p.m.
Feb. 9	DUKE *	ESPN	6 p.m.
Feb. 11	at North Carolina *	ESPN	7 p.m.
Feb. 16	NOTRE DAME *	Raycom	2 p.m.
Feb. 18	at Virginia Tech *	ESPN	7 p.m.
Feb. 23	at Louisville *	Raycom	Noon
Feb. 27	GEORGIA TECH *	ESPN2/U	7 p.m.
Mar. 2	PITT *	Raycom	2 p.m.
Mar. 4	at Syracuse *	ESPN	7 p.m.
Mar. 9	LOUISVILLE *	ESPN/2	4/6/8 p.m.
Mar. 12-16	at ACC Tournament	TBA	TBA

HOME GAMES IN BOLD CAPS

All Times Eastern

^ - Battle 4 Atlantis, Nassau, Bahamas; % - ACC/B1G Challenge

* - ACC game

PRONUNCIATION GUIDE

FRANCESCO BADOCCHI	Fran-CHESS-co Bah-Dokey
MAMADI DIAKITE	Mama-DEE, DEE-ah-KEE-tay
KIHEI CLARK	KEY-HEY



[3/3] VIRGINIA CAVALIERS (19-1, 7-1 ACC)

Head Coach: Tony Bennett (Green Bay, 1992)

Record at UVA: 238-87 (10th season), Career Record: 307-120 (13th season)

VS.



MIAMI HURRICANES (9-11, 1-7 ACC)

Head Coach: Jim Larrañaga (Providence, 1971)

Record at Miami: 170-90 (8th season), Career Record: 640-424 (35th season)

FOR OPENERS

- A win over Miami would extend Virginia's school record for consecutive 20-win seasons to eight.
- Virginia can extend its streak of 11 or more home wins to 10 straight seasons.
- The Cavaliers have a 12-game home winning streak.

ALL-TIME VS. MIAMI

- UVA is 10-12 all-time vs. Miami in the series that began in 1965-66.
- The Cavaliers are 6-4 against the Hurricanes in Charlottesville, including a loss during the 2016-17 season.
- UVA defeated Miami 59-50 last season as 10 of the last 11 meetings between the teams have been decided by nine points or less.
- Overtime has decided two of the last six meetings.
- Head coach Tony Bennett is 7-6 all-time against Miami.

LAST TIME VS. THE HURRICANES

- Then-new No. 1 Virginia looked the part on Feb. 13, never trailing and holding Miami to 38 percent shooting to win 59-50.
- De'Andre Hunter scored 22 points, including a four-point play. But defense was the difference for the Cavaliers, who limited an opponent to 50 points or less for the 12th time.
- The Cavaliers won in their first game since 1982 as the No. 1 team. They bounced back from an overtime home loss on Feb. 10 to Virginia Tech that ended a 15-game winning streak.
- The Hurricanes lost their second in a row, and lost at home for only the second time.
- Kyle Guy scored 13 points for the Cavaliers, who shot 46 percent.
- Ty Jerome had seven assists - one more than the Hurricanes.

UVA IN THE NATIONAL STATISTICAL RANKINGS

- As of Jan. 31, UVA ranks first nationally in scoring defense (53.2 ppg), turnovers per game (8.8), fewest turnovers (175) and 3-point field goal percentage defense (25%), third in scoring margin (20.5), fourth in assist-to-turnover ratio (1.65), field goal percentage defense (37.2%) and winning percentage (95%), 13th in free throw percentage (76.6%) and 3-point field goal percentage (39.6%), 17th in fewest fouls (306), 21st in personal fouls per game (15.3) and 26th in rebound margin (6.3).

UVA IN KEN POM EFFICIENCY RATINGS

- As of Jan. 30, UVA ranks No. 1 in the KenPom.com overall ratings, No. 2 in adjusted defense efficiency and No. 3 in adjusted offense efficiency.
- UVA is shooting 48 percent (second best in Bennett era), 39.6 percent from 3-point range (second best in school history) and 76.6 percent from the free throw line (best in school history).

FIVE CAVALIERS AMONG ACC LEADERS

- As of Jan. 31, Kyle Guy ranks first in the ACC in 3-pointers (2.9), third in 3-point percentage (45%), ninth in minutes (33.5) and 13th in scoring (14.8).
- Ty Jerome ranks third in assists (5.0) and assist-to-turnover ratio (3.1), seventh in 3-point percentage (40.6%) and 17th in minutes (31.7).
- De'Andre Hunter ranks fourth in field goal percentage (53.3%) and 14th in scoring (14.7).
- Mamadi Diakite ranks 10th in blocked shots (1.3) and Braxton Key ranks 23rd in rebounding (5.8).

UVA RANKED NO. 3 IN AP POLL

- UVA is ranked No. 3 for the second straight week in the AP poll.
- The Cavaliers have been ranked in the AP top six in 22 consecutive polls.
- UVA has been ranked in the AP for 28 straight polls and has been ranked in the top 10 in each of the past 24 polls.
- UVA was ranked No. 5 in the preseason polls and has been ranked in the top 10 in the preseason rankings in four of the past five seasons.
- In 2017-18, Virginia became the fourth team in the Top 25 era to earn a No. 1 ranking after being unranked in the preseason.

LAST TIME OUT

- De'Andre Hunter scored 15 points as No. 3 Virginia held off No. 23 NC State 66-65 in overtime on Jan. 29 at PNC Arena.
- Ty Jerome added 13 points and Kyle Guy added 10 as the Hoos posted their seventh straight win vs. NC State.
- Guy broke a 61-61 tie with his first 3-pointer of the game in overtime and Hunter's two free throws held up in the win.
- Hunter fouled NC State's Markell Johnson on a 3-point attempt with .9 seconds left, but Johnson made 2 of 3 free throws and UVA escaped with its first overtime win since 2015 (63-62 vs. Cal).
- Mamadi Diakite matched his career high in blocked shots (4) for the second straight game.
- The Cavaliers committed a season-high 16 turnovers, but out-rebounded NC State 39-35.

THERE'S NO PLACE LIKE HOME

- Virginia is 176-41 (.811) in 13 seasons at John Paul Jones Arena.
- UVA is 10-0 this season at JPJ and has a 12-game home win streak.
- UVA is 138-25 (.847), including a 103-10 (.912) mark the past seven seasons, at home under Tony Bennett.
- Virginia is an ACC-leading 52-5 (.912) in league home games over the past seven seasons. Duke is second at 51-7 (.879).
- UVA has won 11 or more home games for nine straight seasons.
- UVA has a 17-game nonconference home winning streak.
- UVA is 73-6 at home in nonconference action under Bennett.

VIRGINIA'S STARTING LINEUP AT NC STATE (1/29/19)

Pos. No.	Player (Hometown)	Yr.	Ht.	Wt.	PPG	RPG	2018-19 NOTES
G 5	Kyle Guy (Indianapolis, Ind.)	Jr.	6-2	175	14.8	4.5	20-game 3-point streak; 14-game double figure streak
G 11	Ty Jerome (New Rochelle, N.Y.)	Jr.	6-5	195	13.0	5.0(a)	Threes 20-point games; 4+ assists in last 11 games
G 12	De'Andre Hunter (Philadelphia, Pa.)	R-So.	6-7	225	14.7	5.4	19 points at ND; 53.3 FG%; Battle 4 Atlantis MVP
F 25	Mamadi Diakite (Guinea, Africa)	R-Jr.	6-9	228	6.9	3.8	8 blocks in past two games; 13-game block streak
C 33	Jack Salt (Auckland, New Zealand)	R-Sr.	6-10	250	4.6	4.7	Tallied seven points and eight rebounds vs. Wake Forest

OFF THE BENCH

G 0	Kihe Clark (Woodland Hills, Calif.)	Fr.	5-9	155	4.5	2.1(a)	Career-high 12 points at ND; UVA's best on-ball defender
G 2	Braxton Key (Charlotte, N.C.)	Jr.	6-8	225	7.3	5.8	UVA's top rebounder; 6+ boards in 13 games; 20 pts vs. FSU
F 30	Jay Huff (Durham, N.C.)	R-So.	7-1	232	5.4	2.3	Averaging 6.1 points and 1.1 blocks in ACC play
G 24	Marco Anthony (San Antonio, Texas)	So.	6-4	212	1.2	0.6	10 assists & 6 turnovers in 16 games

VIRGINIA HEAD COACH TONY BENNETT

- Three-time National and ACC Coach of the Year Tony Bennett has a 238-87 (.732) mark in 10 seasons at Virginia and 307-120 (.719) career mark in 13 seasons.
- Bennett became the 80th active Division I head coach to win his 300th career game against Marshall on Dec. 31, 2018.
- In 2017-18, Bennett led Virginia to its eighth ACC regular-season title, third ACC Tournament championship, school-record 31 wins, ACC-record 17 league wins and ACC-record 9-0 mark on the road.
- Bennett was named the USBWA Henry Iba National Coach of the Year for the third time to rank second all-time behind legendary John Wooden, who captured the award six times.
- Bennett also earned Division I National Coach of the Year honors from the AP, USA Today and NABC.
- He has led UVA to outright ACC regular-season and tournament championships in the same season two times (2014 and 2018).
- Bennett has guided UVA to five straight NCAA Tournament appearances for the first time in school history and has led UVA to a school-record six straight seasons with 23 or more wins.
- Bennett is the sixth coach in ACC history to win at least three outright ACC regular-season titles (Frank McGuire, Vic Bubas, Dean Smith, Mike Krzyzewski and Roy Williams).
- Bennett has led UVA to a school-best 16 or more ACC wins in three of the last five seasons and a school-record six straight seasons with 11 or more ACC wins.
- He has led UVA to a school-best seven straight 20-win seasons.
- Bennett guided UVA to a school-record 89 wins over three seasons from 2014-16, eclipsing 88 wins from 1981-83.
- Bennett has led UVA to seven consecutive postseason tournaments (NCAA in 2012, 2014, 2015, 2016, 2017 and 2018 and NIT in 2013).
- In 2015-16, Bennett led UVA to its first NCAA Elite Eight appearance since 1995 with 29 wins.
- Bennett was named 2015 USBWA National Coach of the Year and ACC Coach of the Year after leading Virginia to a then-school-record tying 30 wins and its second consecutive ACC regular-season title.
- Bennett led the Cavaliers to 30 wins in back-to-back seasons (2014-2015) for the first time in school history.
- UVA is 126-35 (.782) in non-conference action, 112-52 (.683) in ACC play and 138-25 (.847) at home under Tony Bennett.
- Bennett ranks sixth all-time in winning percentage at .683, among ACC head coaches with 100 or more ACC regular-season wins.

GETTING DEFENSIVE

- UVA ranks first nationally in scoring defense at 53.2 ppg.
- The Cavaliers have limited eight opponents to fewer than 50 points (Coppin State, Morgan State, Towson, Wisconsin, VCU, William & Mary, Clemson and Wake Forest).
- UVA has held 15 opponents to 40 percent or less shooting from the field and 18 opponents to 33 percent or less shooting from 3-point range.
- The Cavaliers have forced 18 shot clock violations.
- UVA has out-rebounded 16 opponents.
- Bennett-coached teams have led the nation in scoring defense five times and finished in the top-five nationally in nine of 12 seasons.

HOW ARE THESE CAVALIERS?

- We play defense, take good shots, share and take care of the basketball, rebound and play more defense.
- We are led by the quartet of Ty Jerome, Kyle Guy, De'Andre Hunter and Jack Salt.
- Jerome, Guy and Hunter have started all 20 games, while Salt has started 17 and anchors UVA's defense.
- Jerome, Guy or Hunter have led or tied for the UVA scoring lead in each of its 20 contests, accounting for 57.6 percent of the Cavaliers' scoring.
- Alabama transfer Braxton Key is averaging 7.3 points and a team-high 5.8 rebounds, while Mamadi Diakite has averaged 6.9 points, 3.7 rebounds and 1.5 blocked shots.
- Newcomer Kihei Clark has started four games and has chipped in 41 assists and 14 3-pointers. Clark broke his left wrist against Morgan State, but hasn't missed a game while playing with a cast.
- Jay Huff has averaged 5.4 points and 2.3 rebounds in 9.7 minutes per game off the bench.
- Marco Anthony, Kody Statmann and Francesco Badocchi provide depth and Francisco Caffaro is redshirting the 2018-19 season.
- Manager Grant Kersey has appeared in eight games.

TYING US TOGETHER

- UVA floor general Ty Jerome is averaging a career-high 13.1 points, 4.4 rebounds, 5.0 assists and 1.6 steals.
- Jerome has reached double figures in 14 games, including three

NATIONAL DEFENSIVE PPG RANKINGS UNDER BENNETT

Year	School	Pts/Gm	Rank
2006-07	Washington State	59.5	17th
2007-08	Washington State	56.4	3rd
2008-09	Washington State	55.4	1st
2009-10	Virginia	63.6	54th
2010-11	Virginia	62.4	36th
2011-12	Virginia	54.2	2nd
2012-13	Virginia	55.6	5th
2013-14	Virginia	55.7	1st
2014-15	Virginia	51.5	1st
2015-16	Virginia	60.1	2nd
2016-17	Virginia	56.4	1st
2017-18	Virginia	54.0	1st
2018-19	Virginia	53.2	1st

- 20-point efforts, highlighted by a season-high 25 at South Carolina.
- Jerome tallied 14 points and a career-high 12 assists against Virginia Tech for his first career double-double.
- Jerome has handed out four or more assists in 14 games.
- Jerome is the first Cavalier to score 20 or more points in the first two games of a season since Sylvan Landesberg in 2008-09 (28 vs. VMI and 21 vs. USF).
- Jerome sank 10 of 14 3-pointers in UVA's first two games and is the first Cavalier to make 10 3-pointers in the first two games of a season since Curtis Staples (10 of 24) in 1997-98.
- Jerome was named to the Battle 4 Atlantis All-Tournament team.
- In 2017-18, Jerome earned All-ACC third-team honors after averaging 10.6 points and 3.9 assists.

THIS GUY GETS BUCKETS


- All-American Kyle Guy leads the team in scoring (14.8 ppg), 3-point shooting (45 percent), free throw accuracy (85.4 percent) and 3-pointers (58).
- Guy was named ACC Player of the Week on Jan. 7 after averaging 25.5 points and 6.5 rebounds in wins against Marshall and No. 9 Florida State.
- The 6-2 sharpshooter set a UVA school record with 11 consecutive 3-pointers over the two-game span.
- Guy has a 14-game double figure scoring streak.
- He has scored 20 or more points nine times in his career, including 29 points at VCU (11/17/17) last season.
- Guy has made five or more 3-pointers in 11 games.
- Guy ranks 45th all-time in scoring at UVA with 1,032 career points.
- Guy ranks fifth all-time in the ACC and first at UVA with a 43.2 percent career 3-point shooting percentage.
- Guy ranks eighth all-time at UVA with 191 career 3-pointers.
- In 2017-18, Guy reached double figures in 28 games and led the Cavaliers in scoring in 15 contests.
- Guy averaged 16.7 points to earn ACC Tournament MVP honors.

DRE'S WAY

- De'Andre Hunter has led UVA in scoring in 10 games, averaging 14.7 points and 5.4 rebounds.
- He earned Battle 4 Atlantis MVP honors and ACC Player of the Week accolades after averaging 19.3 points and 7.7 rebounds in the tournament.
- Hunter has four 20-point games in 2018-19 (Coppin State, Dayton, Wisconsin, Virginia Tech), matching a career-high 23 points against Dayton.
- Hunter recorded a career-high nine assists vs. Middle Tennessee.
- Hunter recorded his second career double-double with 13 points and 10 rebounds vs. Towson.
- He is shooting 53.3 percent from the floor, 42.9 percent from 3-point range and 78.2 percent from the charity stripe.
- Hunter averaged 9.2 points and 3.5 rebounds en route to ACC Sixth Man of the Year honors in 2017-18.
- Hunter fractured his left wrist during the ACC Tournament and missed the NCAA Tournament.

HOLDING FOES UNDER 50

- Virginia has held eight opponents (8-0) to fewer than 50 points and is 84-2 when achieving the mark in the Tony Bennett era.
- Bennett-coached teams are 109-3 when holding opponents to fewer than 50 points (25-1 in three years at Washington State).
- UVA is 23-0 under Bennett when limiting foes to 40 or fewer points.

**HEAD COACH
TONY BENNETT**

10TH SEASON

PERSONAL

Birthdate: June 1, 1969
Birthplace: Clintonville, Wis.

Family: wife, Laurel; daughter, Anna; son, Eli

EDUCATION

College: Green Bay, 1992

COACHING EXPERIENCE

1999-00	Wisconsin (staff volunteer)
2000-01	Wisconsin (assistant coach)
2003-04	Washington State (assistant coach)
2004-06	Washington State (associate head coach)
2006-09	Washington State (head coach)
2009-	Virginia (head coach)

THE BENNETT RECORD

Year	School	Record (Conf)	Postseason
2006-07	Washington St.	26-8 (13-5)	NCAA 2nd Round
2007-08	Washington St.	26-9 (11-7)	NCAA Sweet 16
2008-09	Washington St.	17-16 (8-10)	NIT 1st Round
2009-10	Virginia	15-16 (5-11)	
2010-11	Virginia	16-15 (7-9)	
2011-12	Virginia	22-10 (9-7)	NCAA 2nd Round
2012-13	Virginia	23-12 (11-7)	NIT Quarterfinals
2013-14	Virginia	30-7 (16-2)	NCAA Sweet 16
2014-15	Virginia	30-4 (16-2)	NCAA Third Round
2015-16	Virginia	29-8 (13-5)	NCAA Elite Eight
2016-17	Virginia	23-11 (11-7)	NCAA 2nd Round
2017-18	Virginia	31-3 (17-1)	NCAA 1st Round
2018-19	Virginia	19-1 (7-1)	
Total	13 seasons	307-120	
Virginia	10 seasons	238-87	

BENNETT VS. 2018-19 OPPONENTS

Opponent	Career	Virginia
Boston College	9-4	9-4
Butler	1-0	1-0
Clemson	11-3	11-3
Coppin State	1-0	1-0
Dayton	1-0	1-0
Duke	3-10	3-10
Florida State	8-7	8-7
George Washington	2-1	2-1
Georgia Tech	11-2	11-2
Louisville	8-1	8-1
Marshall	1-0	1-0
Maryland	8-4	8-4
Miami	7-6	7-6
Middle Tennessee	1-0	1-0
Morgan State	3-0	3-0
North Carolina	8-8	8-7
NC State	12-2	12-2
Notre Dame	8-1	7-1
Pitt	7-2	7-1
South Carolina	1-0	1-0
Syracuse	5-2	5-2
Towson	2-0	2-0
VCU	3-1	3-1
Virginia Tech	13-6	13-6
Wake Forest	8-4	8-4
William & Mary	3-0	3-0
Wisconsin	3-1	3-1

NATIONAL RANKINGS

ASSOCIATED PRESS (Monday, Jan. 28)

1	Tennessee (48)	18-1	1575
2	Duke (12)	17-2	1527
3	Virginia (4)	18-1	1473
4	Gonzaga	19-2	1382
5	Michigan	19-1	1381
6	Michigan State	18-3	1235
7	Kentucky	16-3	1226
8	Nevada	19-1	1158
9	North Carolina	15-4	1065
10	Marquette	18-3	973
11	Kansas	16-4	972
12	Virginia Tech	16-3	858
13	Houston	20-1	795
14	Villanova	16-4	734
15	Louisville	15-5	658
16	Texas Tech	16-4	561
17	Purdue	14-6	532
18	Buffalo	18-2	468
19	LSU	16-3	435
20	Iowa State	15-5	327
21	Maryland	16-5	280
22	Mississippi State	15-4	236
23	NC State	16-4	203
24	Wisconsin	14-6	179
25	Florida State	15-5	141

Others receiving votes: Auburn 85, Cincinnati 76, Washington 75, Kansas State 73, Oklahoma 41, Iowa 28, Wofford 10, Hofstra 9, TCU 7, Ole Miss 7, Nebraska 6, Davidson 5, **Syracuse 3**, Minnesota 1

USA TODAY COACHES (Monday, Jan. 28)

1	Tennessee (31)	18-1	799
2	Duke (1)	17-2	755
3	Virginia	18-1	733
4	Gonzaga	19-2	701
5	Michigan	19-1	679
6	Kentucky	16-3	599
7	Nevada	19-1	589
8	Michigan State	18-3	573
9	Marquette	18-3	503
10	North Carolina	15-4	498
11	Virginia Tech	16-3	462
12	Kansas	16-4	455
13	Houston	20-1	424
14	Villanova	16-4	385
15	Texas Tech	16-4	280
16	Louisville	15-5	255
17	Buffalo	18-2	241
18	Purdue	14-6	203
19	LSU	16-3	175
20	Iowa State	15-5	174
21	Mississippi State	15-4	158
22	NC State	16-4	152
23	Wisconsin	14-6	96
24	Maryland	16-5	94
25	Iowa	16-5	64

Others receiving votes: Auburn 58, **Florida State 57**, Ole Miss 51, Cincinnati 44, Oklahoma 38, Kansas State 35, Washington 29, Furman 10, North Texas 10, Arizona State 6, Baylor 4, TCU 4, Wofford 4, Hofstra 2, Texas State 1

2018-19 Opponents in Bold

UVA VS. RANKED OPPONENTS

- UVA is 36-32 against ranked opponents in the Tony Bennett era, including a 5-1 mark in 2018-19.
- In 2018-19, UVA posted back-to-back wins vs. ranked opponents (Wisconsin and Maryland) for the first time in the regular season since 1982 (Georgetown and Houston).
- The Cavaliers are 151-327 vs. ranked opponents since 1953-54.
- UVA's win over then-No. 4 Duke in 2017-18 marked the Cavaliers first road win vs. a top-5 foe since 1993 (77-69 over No. 3 Duke).
- UVA is 1-30 all-time vs. No. 1-ranked opponents (86-73 win vs. No. 1 North Carolina on Jan. 30, 1986).
- UVA's 72-70 loss at top-ranked Duke ended its nine-game winning streak vs. ranked opponents.

THE ELECTRIC 70s, AWESOME 80s & DIVINE 90s

- Virginia has scored 70 or more points in 12 games (11-1) and is 118-7 when scoring at least 70 points under Tony Bennett.
- UVA has scored 80 or more points in six games (6-0) and is 32-1 when scoring 80 or more points under Bennett with its lone loss a 93-81 decision at North Carolina in 2012-13
- Bennett was 4-0 when scoring 80 or more points in three seasons as head coach at Washington State.
- UVA scored 100 points against Marshall for the first time under Tony Bennett and added 97 points against Coppin State.
- UVA is 4-0 all-time when scoring 90 or more points under Bennett.

RECORDS WATCH

- Kyle Guy ranks first at UVA and fifth in ACC history in career 3-point shooting accuracy at 43.2 percent.
- Ty Jerome is sixth on UVA's career list at 39.1 percent.
- Guy has drilled 192 of 444 career 3-point attempts and needs nine 3-pointers to pass Sammy Zeglinski (200 3-pointers) for seventh on UVA's all-time list.
- Guy ranks 45th on UVA's career scoring list with 1,032 career points and needs 40 points to move into 45th.
- Ty Jerome has 127 career 3-pointers.

THREE CAVALIERS EARN PRESEASON ALL-ACC HONORS

- Kyle Guy joined preseason ACC Player of the Year Luke Maye (North Carolina), RJ Barrett (Duke), Tyus Battle (Syracuse) and Ky Bowman on the All-ACC first team.
- De'Andre Hunter and Ty Jerome were joined on the second team by Zion Williamson (Duke), Justin Robinson (Virginia Tech) and Marquise Reed (Clemson).

WATCH ME NOW

- Ty Jerome (Bob Cousy Award), Kyle Guy (Jerry West Award) and De'Andre Hunter (Julius Erving Award) were named to Naismith Memorial Basketball Hall of Fame preseason award watch lists.
- Guy and Hunter are among 50 players to watch for the 2019 Citizen Naismith Trophy Men's Player of the Year honor and 20 players for the NABA Division I Player of the Year award.
- Hunter was named to the midseason watch lists for the USBWA Oscar Robertson Player of the Year, Wooden and Naismith Defensive Player of the Year awards.

2018-19 UNIVERSITY OF VIRGINIA CAVALIERS

No.	Name	Pos.	Ht.	Wt.	Yr.	Hometown/High School [Previous College]
0	Kihei Clark	Fr.	G	5-9	155	Woodland Hills, Calif./Taft Charter
1	Francesco Badoocchi	R-Fr.	F	6-7	205	Milan, Italy/Bishop Miege (Kan.)
2	Braxton Key	Jr.	G	6-8	225	Charlotte, N.C./Oak Hill Academy/Alabama
5	Kyle Guy **	Jr.	G	6-2	175	Indianapolis, Ind./Lawrence Central
10	Jayden Nixon	Fr.	G	6-3	189	Charlottesville, Va./Choate Rosemary Hall (Conn.)
11	Ty Jerome **	Jr.	G	6-5	195	New Rochelle, N.Y./Iona Prep
12	De'Andre Hunter *	R-So.	G	6-7	225	Philadelphia, Pa./Friends' Central School
13	Grant Kersey	Jr.	G	6-1	160	Charlottesville, Va./Albemarle
22	Francisco Caffaro	Fr.	C	7-0	233	El Trebo, Sante Fe, Argentina/NBA Global Academy
23	Kody Stattmann	Fr.	G	6-7	187	Bentley Park, Queensland, Australia/St. Augustine's College
24	Marco Anthony *	So.	G	6-4	212	San Antonio, Texas/Holmes
25	Mamadi Diakite **	R-Jr.	F	6-9	228	Conakry, Guinea, Africa/Blue Ridge School (Va.)
30	Jay Huff *	R-So.	F	7-1	232	Durham, N.C./Voyager Academy
33	Jack Salt ***	R-Sr.	C	6-10	250	Auckland, New Zealand/Westlake
45	Austin Katstra *	So.	F	6-6	217	Charlottesville, Va./Albemarle

Head Coach: Tony Bennett (Green Bay '92/10th season)

Associate Head Coach: Jason Williford (Virginia '95/10th season)

Assistant Coaches: Brad Soderberg (UW-Stevens Point '85/4th season), Orlando Vandross (AIC '92/4th season)

Director of Recruiting/Player Development: Kyle Getter (Hanover College '01/1st season)

Director of Scouting/Recruiting: Larry Mangino (Montclair State '83/3rd season)

Director of Player Personnel: Johnny Carpenter (Virginia '13/4th season)

Associate AD for Men's Basketball: Ronnie Wideman (Washington State '06/10th season)

Strength and Conditioning Coach: Mike Curtis (Virginia '98/10th season)

Athletic Trainer: Ethan Saliba (Kansas '79/36th season)

HOOS GO STREAKING ON THE ROAD

- The Cavaliers' recent 12-game league road winning streak (2017-19) ended with the 72-70 loss at Duke on Jan. 19.
- The streak ranks fourth all-time in ACC history behind Duke's 24-game streak (1998-2001) and 14-game streak (1962-64) and NC State's 13-game streak (1972-74).

CAVALIERS IN THE NBA

- Justin Anderson (Atlanta), Malcolm Brogdon (Milwaukee), Joe Harris (Brooklyn) and Mike Scott (Los Angeles) are former Cavaliers who are playing in the NBA this season.
- Brogdon, who earned NBA Rookie of the Year honors for Milwaukee in 2016-17, is in his third season with the Bucks.
- Scott is in his seventh season and Harris is in his fifth NBA season (third with Brooklyn), while Anderson is in his fourth season.
- Dallas head coach Rick Carlisle helped the Cavaliers to their last NCAA Final Four in 1984.

WORLD WIDE CAVALIERS

- Virginia and Maine lead the nation with current players from five different continents. In addition to North America, UVA is represented by Africa (Mamadi Diakite), Europe (Francesco Badoocchi), South America (Francisco Caffaro) and Australia (Kody Stattmann).
- New Zealander Jack Salt gives the Cavaliers five foreign players.

VIRGINIA PICKED 2ND IN THE ACC

- Virginia was picked to finish second in the ACC preseason poll.
- The Cavaliers, who were picked sixth and finished first last season, have finished at or higher than their predicted finish in nine of the last 10 seasons.
- Duke was the preseason favorite, followed by UVA, North Carolina, Syracuse, Virginia Tech, Clemson, Florida State, NC State, Notre Dame, Miami, Louisville, Boston College, Georgia Tech, Wake Forest and Pitt.

50-40-75 CLUB

- Virginia is 34-0 when shooting at least 50 percent from the field, 40 percent from 3-point range and 75 percent from the free throw line in the same game under head coach Tony Bennett.
- UVA is 3-0 this season after achieving the mark against Coppin State (60%, 60%, 80%), Marshall (53.2%, 44.4%, 84.6%) and Virginia Tech (58.5%, 54.2%, 100%).

UVA INKS MORSELL AND SHEDRICK

- Guard Casey Morsell (Fort Washington, Md./St. John's College High School) and forward Kadin Shedrick (Raleigh, N.C./Holly Springs High School) signed NLI's with the Cavaliers.
- The 6-3, 190-pound Morsell averaged 14 points and 4.3 rebounds for St. John's College High School (Washington, D.C.) in 2017-18.
- The 6-11, 200-pound Shedrick averaged 16.2 points and 9.8 for Holly Springs in 2017-18.

ON THE HORIZON

- No. 3 Virginia hosts No. 2 Duke on Saturday, Feb. 9. Tipoff at John Paul Jones Arena is set for 6 p.m. on ESPN.



Official Basketball Box Score -- Game Totals -- Final Statistics

Towson vs Virginia
11/06/18 7:00 pm at

Towson 42 • 0-1

##	Player	Total			3-Ptr			Rebounds			PF	TP	A	TO	Blk	Stl	Min
		FG-FGA	FG-FGA	FT-FTA	FG-FGA	FG-FGA	FT-FTA	Off	Def	Tot							
20	Nakye Sanders	f	0-2	0-0	3-6	0	3	3	3	3	0	4	0	0	0	24	
44	Alex Thomas	f	0-2	0-1	3-4	1	2	3	4	3	0	1	0	0	0	26	
00	Tobias Howard	c	3-7	3-6	1-2	0	1	1	2	10	0	3	0	0	0	31	
23	Brian Fobbs	g	4-12	1-5	0-2	2	4	6	0	9	0	1	0	0	0	31	
25	Nicolas Timberlake	g	2-6	0-2	2-5	1	2	3	2	6	0	2	0	3	26		
03	Allen Betrand	g	0-2	0-0	0-0	0	1	1	1	0	0	0	0	0	0	15	
05	Jakigh Dottin	g	1-3	0-0	3-6	0	2	2	0	5	0	1	0	0	0	15	
10	Yagizhan Selcuk	g	0-2	0-0	0-0	1	1	2	0	0	0	0	0	0	0	4	
11	Dennis Tunstall	g	3-4	0-0	0-0	5	1	6	4	6	0	1	0	0	0	15	
13	Quinton Drayton	g	0-0	0-0	0-0	1	0	1	1	0	0	1	0	0	0	12	
22	Solomon Uyaelunmo	g	0-0	0-0	0-2	0	3	3	1	0	0	0	0	0	0	3	
32	Chris Caliguiran	g	0-1	0-0	0-0	0	0	0	0	0	0	0	0	0	0	1	
	Team					1	0	1									
	Totals		13-41	4-14	12-27	12	20	32	18	42	0	14	0	3	203		

FG % 1st Half: 6-21 28.6% 2nd half: 7-20 35.0% Game: 13-41 31.7% Deadball Rebounds 6
 3FG % 1st Half: 2-6 33.3% 2nd half: 2-8 25.0% Game: 4-14 28.6%
 FT % 1st Half: 5-12 41.7% 2nd half: 7-15 46.7% Game: 12-27 44.4%

Virginia 73 • 1-0

##	Player	Total			3-Ptr			Rebounds			PF	TP	A	TO	Blk	Stl	Min
		FG-FGA	FG-FGA	FT-FTA	FG-FGA	FG-FGA	FT-FTA	Off	Def	Tot							
33	Jack Salt	c	1-1	0-0	1-2	2	1	3	3	3	0	2	1	0	0	15	
02	Braxton Key	g	3-8	1-3	0-0	4	5	9	2	7	1	0	1	1	29		
05	Kyle Guy	g	2-6	1-5	3-4	0	2	2	0	8	3	0	0	0	31		
11	Ty Jerome	g	6-10	6-9	2-2	0	3	3	1	20	4	2	0	3	29		
12	De'Andre Hunter	g	5-12	0-1	3-5	4	6	10	3	13	1	0	0	1	26		
00	Kihei Clark	g	2-4	0-2	0-0	0	1	1	3	4	6	1	0	1	25		
01	Grant Kersey	g	0-0	0-0	0-0	0	0	0	0	0	0	0	0	0	1		
10	Jayden Nixon	g	0-0	0-0	1-2	0	0	0	0	1	0	0	0	0	4		
23	Kody Statmann	g	0-2	0-2	0-0	0	0	0	1	0	1	0	0	0	4		
24	Marco Anthony	g	2-3	1-1	0-1	0	1	1	2	5	1	0	0	0	9		
25	Mamadi Diakite	g	1-3	0-2	0-0	0	2	2	3	2	1	0	0	0	17		
30	Jay Huff	g	3-4	1-1	1-2	1	0	1	1	8	0	0	0	0	8		
45	Austin Katstra	g	1-1	0-0	0-0	0	2	2	0	2	1	0	1	0	3		
	Team					0	1	1									
	Totals		26-54	10-26	11-18	11	24	35	19	73	19	5	3	6	201		

FG % 1st Half: 10-27 37.0% 2nd half: 16-27 59.3% Game: 26-54 48.1% Deadball Rebounds 4,1
 3FG % 1st Half: 4-14 28.6% 2nd half: 6-12 50.0% Game: 10-26 38.5%
 FT % 1st Half: 4-7 57.1% 2nd half: 7-11 63.6% Game: 11-18 61.1%

Officials: Technical fouls: Towson-None, Virginia-None. Attendance: 13807 2018-19 Men's Basketball, Round: 0, Towson vs Virginia, Played at .

Score by periods	1st	2nd	Total
Towson	19	23	42
Virginia	28	45	73



Official Basketball Box Score -- Game Totals -- Final Statistics

George Washington vs Virginia
11/11/18 2:00 pm at

George Washington 57 • 0-3

##	Player	Total			3-Ptr			Rebounds			PF	TP	A	TO	Blk	Stl	Min
		FG-FGA	FG-FGA	FT-FTA	FG-FGA	FG-FGA	FT-FTA	Off	Def	Tot							
11	Arnaldo Toro	f	1-4	0-0	3-3	2	6	8	2	5	2	1	1	2	26		
00	Justin Mazzulla	g	1-5	0-2	1-2	0	2	2	2	3	0	2	0	0	31		
01	Terry Nolan Jr.	g	3-5	2-4	5-7	0	0	0	3	13	0	2	0	1	27		
02	Armel Potter	g	1-7	1-2	0-0	1	2	3	3	3	3	2	0	1	29		
13	D.J. Williams	g	6-10	1-3	4-5	0	5	5	1	17	1	2	0	0	29		
04	Justin Williams	g	0-0	0-0	0-2	0	1	1	1	0	0	1	1	0	4		
05	Adam Mitola	g	0-1	0-1	0-0	0	0	0	0	0	0	0	0	0	4		
12	Shandon Brown	g	0-1	0-1	0-2	0	2	2	3	0	0	0	0	0	11		
14	Maceo Jack	g	3-7	2-5	0-0	1	0	1	1	8	1	1	0	0	15		
15	Mezie Offurum	g	0-1	0-0	2-2	0	1	1	1	2	1	0	0	0	11		
32	Javier Langarica	g	2-3	0-0	0-0	0	0	0	1	4	0	0	0	0	4		
35	Marcus Littles	g	1-1	0-0	0-0	1	0	1	3	2	0	0	0	0	9		
	Team					1	0	1									
	Totals		18-45	6-18	15-23	6	19	25	21	57	8	16	2	4	200		

FG % 1st Half: 5-22 22.7% 2nd half: 13-23 56.5% Game: 18-45 40.0% Deadball Rebounds 3,3
 3FG % 1st Half: 1-9 11.1% 2nd half: 5-9 55.6% Game: 6-18 33.3%
 FT % 1st Half: 6-10 60.0% 2nd half: 9-13 69.2% Game: 15-23 65.2%

Virginia 76 • 2-0

##	Player	Total			3-Ptr			Rebounds			PF	TP	A	TO	Blk	Stl	Min
		FG-FGA	FG-FGA	FT-FTA	FG-FGA	FG-FGA	FT-FTA	Off	Def	Tot							
33	Jack Salt	c	1-5	0-0	2-2	0	3	3	2	4	1	1	0	0	21		
02	Braxton Key	g	2-5	0-2	1-3	1	2	3	3	5	1	1	0	3	17		
05	Kyle Guy	g	8-15	4-8	0-1	1	5	6	4	20	4	1	0	0	32		
11	Ty Jerome	g	7-9	4-5	2-3	0	6	6	1	20	7	2	0	4	31		
12	De'Andre Hunter	g	5-7	0-0	0-0	1	3	4	2	10	0	1	0	0	20		
00	Kihei Clark	g	1-3	0-2	0-0	0	2	2	1	2	3	1	0	0	25		
01	Grant Kersey	g	0-0	0-0	2-2	0	0	0	0	2	0	0	0	0	1		
10	Jayden Nixon	g	0-1	0-0	0-0	0	0	0	0	0	0	0	0	0	2		
23	Kody Statmann	g	0-0	0-0	0-0	0	1	1	1	0	0	1	0	0	3		
24	Marco Anthony	g	0-0	0-0	0-0	0	0	0	0	0	1	0	0	0	12		
25	Mamadi Diakite	g	5-8	0-1	0-0	2	1	3	3	10	0	2	2	0	17		
30	Jay Huff	g	1-2	0-1	1-2	0	3	3	3	3	1	0	1	0	16		
45	Austin Katstra	g	0-0	0-0	0-0	0	0	0	2	0	0	1	0	0	2		
	Team					1	0	1									
	Totals		30-55	8-19	8-13	6	26	32	22	76	18	12	3	7	199		

FG % 1st Half: 16-29 55.2% 2nd half: 14-26 53.8% Game: 30-55 54.5% Deadball Rebounds 2
 3FG % 1st Half: 5-12 41.7% 2nd half: 3-7 42.9% Game: 8-19 42.1%
 FT % 1st Half: 5-7 71.4% 2nd half: 3-6 50.0% Game: 8-13 61.5%

Officials: Technical fouls: George Washington-None, Virginia-None. Attendance: 13574 2018-19 Men's Basketball, Round: 0, George Washington vs Virginia, Played at .

Score by periods	1st	2nd	Total
George Washington	17	40	57
Virginia	42	34	76



Official Basketball Box Score -- Game Totals -- Final Statistics

Coppin St. vs Virginia
11/16/18 7:00 pm at

Coppin St. 40 • 0-4

##	Player	Total			3-Ptr			Rebounds			PF	TP	A	TO	Blk	Stl	Min
		FG-FGA	FG-FGA	FT-FTA	FG-FGA	FG-FGA	FT-FTA	Off	Def	Tot							
01	Chad Andrews-Fulton	f	2-5	1-2	0-0	1	3	4	3	5	4	3	0	0	21		
05	Cedric Council	f	1-3	0-1	0-0	1	2	3	3	2	1	1	0	0	24		
00	Ibn Williams	g	2-9	2-4	0-0	0	2	2	1	6	0	4	0	0	33		
13	Dejuan Clayton	g	2-6	0-2	0-0	0	1	1	3	4	1	1	0	0	26		
22	Lamar Morgan	g	2-8	2-8	0-0	0	3	3	2	6	0	1	0	0	28		
03	Giir Ring	g	1-2	0-1	0-0	0	0	0	0	2	0	0	0	0	3		
04	Nigel Marshall	g	2-8	0-2	0-0	0	1	1	1	4	2	1	0	0	23		
11	Justin Steers	g	1-2	0-0	0-0	1	1	2	1	2	1	0	0	0	7		
21	Lucian Brownlee	g	1-2	1-2	0-0	0	1	1	0	3	1	0	0	0	7		
23	Kent Auslander	g	1-3	0-2	0-0	0	2	2	1	2	0	2	0	0	17		
25	Brendan Medley-Bacon	g	2-4	0-0	0-0	1	3	4	4	0	1	0	0	0	17		
	Team					1	1	2									
	Totals		17-52	6-24	0-0	5	20	25	19	40	10	16	0	0	201		

FG % 1st Half: 7-27 25.9% 2nd half: 10-25 40.0% Game: 17-52 32.7% Deadball Rebounds 0
 3FG % 1st Half: 3-12 25.0% 2nd half: 3-12 25.0% Game: 6-24 25.0%
 FT % 1st Half: 0-0 0.0% 2nd half: 0-0 0.0% Game: 0-0 0.0%

Virginia 97 • 3-0

##	Player	Total			3-Ptr			Rebounds			PF	TP	A	TO	Blk	Stl	Min
		FG-FGA	FG-FGA	FT-FTA	FG-FGA	FG-FGA	FT-FTA	Off	Def	Tot							
25	Mamadi Diakite	f	7-9	2-2	2-2	1	2	3	2	18	1	2	2	0	22		
02	Braxton Key	g	2-4	1-2	2-2	1	6	7	1	7	1	0	2	0	26		
05	Kyle Guy	g	3-5	1-1	0-0	1	5	6	0	7	5	0	0	1	28		
11	Ty Jerome	g	4-6	1-2	2-3	0	4	4	1	11	6	1	0	2	25		
12	De'Andre Hunter	g	7-9	4-4	2-3	0	1	1	2	20	3	1	0	3	16		
00	Kihei Clark	g	3-8	3-7	0-0	0	2	2	0	9							

Official Basketball Box Score -- Game Totals -- Final Statistics
Virginia vs Dayton
 11/22/18 4:00 PM at Imperial Arena, Paradise Island, Bahamas

Virginia 66 • 5-0

##	Player	Total			3-Ptr			Rebounds			PF	TP	A	TO	Blk	Stl	Min
		FG-FGA	FG-FGA	FT-FTA	FG-FGA	FG-FGA	FT-FTA	Off	Def	Tot							
25	Diakite,Mamadi	f	0-2	0-0	0-0	1	0	1	3	0	0	0	0	0	0	8	
02	Key,Braxton	g	1-6	0-3	1-2	1	5	6	2	3	2	0	0	0	4	33	
05	Guy,Kyle	g	5-11	2-6	2-2	2	1	3	0	14	1	1	0	0	38		
11	Jerome,Ty	g	3-10	2-6	7-10	1	0	1	2	15	2	1	0	1	27		
12	Hunter,De'Andre	g	8-11	1-2	6-6	5	1	6	2	23	1	2	0	1	39		
00	Clark,Kihe	g	3-7	2-3	1-2	1	4	5	1	9	2	3	0	0	30		
30	Huff,Jay	g	0-0	0-0	0-0	0	1	1	0	0	0	1	0	0	5		
33	Salt,Jack	g	1-2	0-0	0-0	1	3	4	2	0	1	0	0	0	20		
Team						2	1	3									
Totals			21-49	7-20	17-22	14	16	30	14	66	8	9	0	6	200		

FG % 1st Half: 10-27 37.0% 2nd half: 11-22 50.0% Game: 21-49 42.9% Deadball Rebounds 1
 3FG % 1st Half: 3-10 30.0% 2nd half: 4-10 40.0% Game: 7-20 35.0%
 FT % 1st Half: 4-4 100.0 2nd half: 13-18 72.2% Game: 17-22 77.3%

Dayton 59 • 4-1

##	Player	Total			3-Ptr			Rebounds			PF	TP	A	TO	Blk	Stl	Min
		FG-FGA	FG-FGA	FT-FTA	FG-FGA	FG-FGA	FT-FTA	Off	Def	Tot							
00	Cunningham, Josh	f	6-8	0-0	3-5	2	3	5	2	15	0	5	0	1	32		
33	Mikesell, Ryan	f	1-2	0-1	0-0	1	5	6	2	2	0	2	0	0	19		
03	Landers, Trey	g	4-10	0-3	1-2	4	1	5	3	9	3	2	1	3	35		
04	Davis, Jordan	g	2-6	1-3	0-0	0	2	2	4	5	1	2	0	0	32		
10	Crutcher, Jalen	g	4-9	3-6	0-1	0	2	2	3	11	7	1	0	1	37		
01	Toppin, Obi	g	6-7	1-1	0-0	1	3	4	2	13	1	0	1	0	26		
31	Matos, Jhery	g	1-1	0-0	0-0	0	0	0	4	2	0	0	0	1	13		
35	Cohill, Dwayne	g	1-3	0-0	0-0	1	2	3	1	2	0	0	0	0	6		
Team						0	0	0									
Totals			25-46	5-14	4-8	9	18	27	21	59	12	14	2	6	200		

FG % 1st Half: 9-17 52.9% 2nd half: 16-29 55.2% Game: 25-46 54.3% Deadball Rebounds 0
 3FG % 1st Half: 1-4 25.0% 2nd half: 4-10 40.0% Game: 5-14 35.7%
 FT % 1st Half: 3-7 42.9% 2nd half: 1-1 100.0 Game: 4-8 50.0%

Officials: Gary Maxwell, Tony Padilla, Raymie Styons
 Technical fouls: Virginia-None. Dayton-None.
 Attendance: 2258
 2018 Bad Boy Mowers Battle 4 Atlantis - Game 6

Score by periods	1st	2nd	Total
Virginia	27	39	66
Dayton	22	37	59

Last FG - VA 2nd-00:55, UD 2nd-00:17. Score tied - 1 time.
 Largest lead - VA by 9 2nd-14:31, UD by 7 1st-15:33. Lead changed - 1 time.
 VA led for 25:34. UD led for 11:43. Game was tied for 02:43.



Official Basketball Box Score -- Game Totals -- Final Statistics
Virginia vs Maryland
 11/28/18 7:15 pm at

Virginia 76 • 7-0

##	Player	Total			3-Ptr			Rebounds			PF	TP	A	TO	Blk	Stl	Min
		FG-FGA	FG-FGA	FT-FTA	FG-FGA	FG-FGA	FT-FTA	Off	Def	Tot							
33	Jack Salt	c	6-7	0-0	0-1	3	4	7	3	12	1	0	1	1	34		
00	Kihe Clark	g	1-4	0-2	2-4	1	1	2	3	4	4	0	0	2	35		
05	Kyle Guy	g	6-14	5-9	1-1	0	3	3	1	18	3	0	0	1	38		
11	Ty Jerome	g	6-14	3-7	2-3	2	1	3	2	17	1	1	0	1	31		
12	De'Andre Hunter	g	6-13	1-3	2-2	3	2	5	3	15	4	0	1	0	35		
02	Braxton Key	g	3-4	1-1	3-4	0	1	1	3	10	0	0	0	2	11		
24	Marco Anthony	g	0-1	0-0	0-0	0	1	1	0	0	1	0	0	0	6		
25	Mamadi Diakite	g	0-2	0-0	0-0	0	1	1	4	0	1	1	0	0	10		
Team						0	0	0									
Totals			28-59	10-22	10-15	9	14	23	19	76	15	2	2	7	200		

FG % 1st Half: 15-30 50.0% 2nd half: 13-29 44.8% Game: 28-59 47.5% Deadball Rebounds 2,1
 3FG % 1st Half: 8-16 50.0% 2nd half: 2-6 33.3% Game: 10-22 45.5%
 FT % 1st Half: 1-1 100.0 2nd half: 9-14 64.3% Game: 10-15 66.7%

Maryland 71 • 6-1

##	Player	Total			3-Ptr			Rebounds			PF	TP	A	TO	Blk	Stl	Min
		FG-FGA	FG-FGA	FT-FTA	FG-FGA	FG-FGA	FT-FTA	Off	Def	Tot							
23	Bruno Fernando	f	6-8	0-0	2-2	4	7	11	1	14	2	3	2	0	32		
25	Jalen Smith	f	3-6	0-2	0-1	1	4	5	1	6	3	0	0	0	27		
01	Anthony Cowan	g	5-12	1-4	4-6	1	0	1	5	15	4	4	0	0	36		
05	Eric Ayala	g	4-7	3-4	2-3	0	4	4	1	13	2	3	0	0	35		
11	Darryl Morsell	g	3-7	0-2	2-4	0	4	4	3	8	1	2	0	0	34		
02	Aaron Wiggins	g	5-8	3-5	0-0	2	2	4	4	13	0	0	0	0	24		
10	Serrel Smith Jr.	g	1-1	0-0	0-0	0	0	0	1	2	0	1	0	0	8		
13	Ivan Bender	g	0-0	0-0	0-0	0	1	1	0	0	0	0	0	0	2		
14	Ricky Lindo Jr.	g	0-1	0-0	0-0	0	0	0	0	0	0	0	0	0	2		
Team						2	3	5									
Totals			27-50	7-17	10-16	10	25	35	16	71	12	14	2	0	200		

FG % 1st Half: 14-29 48.3% 2nd half: 13-21 61.9% Game: 27-50 54.0% Deadball Rebounds 4
 3FG % 1st Half: 1-6 16.7% 2nd half: 6-11 54.5% Game: 7-17 41.2%
 FT % 1st Half: 1-1 100.0 2nd half: 9-15 60.0% Game: 10-16 62.5%

Officials: Kelly Pfeifer,Keith Kimble,Terry Ogelsby
 Technical fouls: Virginia-None. Maryland-None.
 Attendance: 17950
 2018-19 Men's Basketball. Round: 0. Maryland vs Virginia. Played at .

Score by periods	1st	2nd	Total
Virginia	39	37	76
Maryland	30	41	71

Official Basketball Box Score -- Game Totals -- Final Statistics
Virginia vs Wisconsin
 11/23/18 2:00 PM at Imperial Arena, Paradise Island, Bahamas

Virginia 53 • 6-0

##	Player	Total			3-Ptr			Rebounds			PF	TP	A	TO	Blk	Stl	Min
		FG-FGA	FG-FGA	FT-FTA	FG-FGA	FG-FGA	FT-FTA	Off	Def	Tot							
33	Salt,Jack	c	1-4	0-0	0-0	4	1	5	4	2	0	1	1	1	26		
00	Clark,Kihe	g	1-3	1-1	2-2	0	5	5	0	5	2	0	0	3	37		
05	Guy,Kyle	g	3-10	2-6	1-2	0	3	3	1	9	3	2	0	0	34		
11	Jerome,Ty	g	5-17	1-6	0-0	1	3	4	3	11	5	0	0	3	38		
12	Hunter,De'Andre	g	8-14	0-3	4-6	1	8	9	0	20	0	1	1	0	36		
02	Key,Braxton	g	0-4	0-1	0-0	0	0	0	1	0	0	0	0	1	12		
25	Diakite,Mamadi	g	2-2	0-0	2-2	0	2	2	0	6	0	1	0	1	17		
Team						1	2	3									
Totals			20-54	4-17	9-12	7	24	31	9	53	10	5	2	9	200		

FG % 1st Half: 13-27 48.1% 2nd half: 7-27 25.9% Game: 20-54 37.0% Deadball Rebounds 1
 3FG % 1st Half: 3-8 37.5% 2nd half: 1-9 11.1% Game: 4-17 23.5%
 FT % 1st Half: 4-4 100.0 2nd half: 5-8 62.5% Game: 9-12 75.0%

Wisconsin 46 • 5-1

##	Player	Total			3-Ptr			Rebounds			PF	TP	A	TO	Blk	Stl	Min
		FG-FGA	FG-FGA	FT-FTA	FG-FGA	FG-FGA	FT-FTA	Off	Def	Tot							
22	Happ, Ethan	f	11-19	0-0	0-0	1	14	15	3	22	6	6	4	0	36		
35	Reuvers, Nate	f	1-3	0-1	0-0	1	2	3	2	2	3	1	1	0	30		
00	Trice, D'Mitrik	g	2-9	0-2	1-2	0	4	4	1	5	1	3	0	0	37		
21	Iverson, Khalil	g	3-3	0-0	1-1	1	5	6	0	7	2	0	0	1	31		
34	Davison, Brad	g	2-8	1-4	0-0	1	1	2	4	5	0	0	0	2	27		
01	Pritzl, Brevin	g	0-1	0-1	0-0	0	1	1	0	0	0	0	0	0	4		
02	Ford, Aleem	g	0-1	0-1	0-0	0	0	0	0	0	0	0	0	0	3		
12	Anderson, Trevor	g	0-0	0-0	0-0	0	0	0	0	0	0	0	0	0	3		
15	Thomas, Charles	g	0-0	0-0	0-0	0	0	0	0	0	0	0	0	0	2		
23	King, Kobe	g	2-4	1-2	0-0	0	0	0	1	5	0	1	0	1	27		
Team						0	2	2									
Totals			21-48	2-11	2-3	4	29	33	11	46	13	13	5	4	200		

FG % 1st Half: 9-25 36.0% 2nd half: 12-23 52.2% Game: 21-48 43.8% Deadball Rebounds 0
 3FG % 1st Half: 0-5 0.0% 2nd half: 2-6 33.3% Game: 2-11 18.2%
 FT % 1st Half: 0-0 0.0% 2nd half: 2-3 66.7% Game: 2-3 66.7%

Officials: Gary Maxwell, Keith Kimble, Tony Padilla
 Technical fouls: Virginia-None. Wisconsin-None.
 Attendance: 2249
 2018 Bad Boy Mowers Battle 4 Atlantis - Championship Game - Game 10

Score by periods	1st	2nd	Total
Virginia	33	20	53
Wisconsin	18	28	46

Last FG - VA 2nd-01:22, WIS 2nd-01:12. Score tied - 2 times.
 Largest lead - VA by 15 1st-01:14, WIS None. Lead changed - 0 times



Official Basketball Box Score -- Game Totals -- Final Statistics

VCU vs Virginia
12/09/18 1:30 pm at



VCU 49 • 7-3

##	Player	Total			3-Ptr			Rebounds			PF	TP	A	TO	Blk	Stl	Min
		FG-FGA	FG-FGA	FT-FTA	FG-FGA	FG-FGA	FT-FTA	Off	Def	Tot							
04	Corey Douglas	f	2-3	0-1	0-0	1	0	1	4	4	0	1	2	0	0	17	
14	Marcus Santos-Silva	f	3-7	0-0	2-3	6	4	10	4	8	0	1	0	0	0	25	
23	Issac Vann	f	4-10	0-3	2-3	1	2	3	1	10	3	1	0	0	0	34	
00	De'Riante Jenkins	g	3-14	2-10	0-0	2	3	5	1	8	0	1	0	1	24		
02	Marcus Evans	g	1-10	1-6	0-0	0	1	1	4	3	1	3	0	0	27		
01	Mike'L Simms	f	1-5	1-3	0-0	0	1	1	1	3	0	0	0	0	15		
05	Sean Mobley	f	1-5	0-2	1-1	0	3	3	0	3	1	0	0	0	18		
10	Vince Williams	f	2-4	1-1	2-4	2	1	3	2	7	0	1	1	1	15		
13	Malik Crowfield	f	0-1	0-1	0-0	0	3	3	0	0	2	0	0	0	15		
22	Michael Gilmore	f	1-2	1-2	0-0	0	1	1	3	3	0	0	0	0	5		
24	P.J. Byrd	f	0-0	0-0	0-0	0	0	0	1	0	0	0	0	0	5		
Team						3	0	3				1					
Totals			18-61	6-29	7-11	15	19	34	21	49	7	8	4	2	200		

FG % 1st Half: 10-27 37.0% 2nd half: 8-34 23.5% Game: 18-61 29.5% Deadball Rebounds 4
 3FG % 1st Half: 3-11 27.3% 2nd half: 3-18 16.7% Game: 6-29 20.7%
 FT % 1st Half: 1-3 33.3% 2nd half: 6-8 75.0% Game: 7-11 63.6%

Virginia 57 • 9-0

##	Player	Total			3-Ptr			Rebounds			PF	TP	A	TO	Blk	Stl	Min
		FG-FGA	FG-FGA	FT-FTA	FG-FGA	FG-FGA	FT-FTA	Off	Def	Tot							
33	Jack Salt	c	0-1	0-0	1-3	3	4	7	2	1	0	2	1	0	0	20	
00	Kihei Clark	g	1-5	0-1	7-7	0	2	2	3	9	4	3	0	2	33		
05	Kyle Guy	g	4-13	1-5	6-7	3	3	6	2	15	1	1	0	0	37		
11	Ty Jerome	g	4-13	3-9	3-4	0	8	8	1	14	3	1	0	2	37		
12	De'Andre Hunter	g	1-6	0-1	7-7	2	2	4	5	9	0	2	0	0	35		
02	Braxton Key	g	1-2	1-2	0-0	1	3	4	3	3	1	2	0	0	12		
24	Marco Anthony	f	0-0	0-0	0-0	0	0	0	0	0	0	0	0	0	2		
25	Mamadi Diakite	f	2-4	0-0	2-2	2	3	5	1	6	0	1	1	0	22		
30	Jay Huff	f	0-0	0-0	0-0	0	0	0	1	0	0	0	0	0	2		
Team						1	1	2									
Totals			13-44	5-18	26-30	12	26	38	18	57	9	12	2	4	200		

FG % 1st Half: 8-23 34.8% 2nd half: 5-21 23.8% Game: 13-44 29.5% Deadball Rebounds 4,2
 3FG % 1st Half: 3-10 30.0% 2nd half: 2-8 25.0% Game: 5-18 27.8%
 FT % 1st Half: 10-12 83.3% 2nd half: 16-18 88.9% Game: 26-30 86.7%

Officials: Pat Driscoll, Tony Henderson, Lee Cassell
 Technical fouls: VCU-None. Virginia-None.
 Attendance: 13648
 2018-19 Men's Basketball. Round: 0. VCU vs Virginia. Played at .

Score by periods	1st	2nd	Total
VCU	24	25	49
Virginia	29	28	57



Official Basketball Box Score -- Game Totals -- Final Statistics

Virginia vs South Carolina

12/19/18 7:01 p.m.ET at Columbia, S.C. (Colonial Life Arena)

Virginia 69 • 10-0

##	Player	Total			3-Ptr			Rebounds			PF	TP	A	TO	Blk	Stl	Min
		FG-FGA	FG-FGA	FT-FTA	FG-FGA	FG-FGA	FT-FTA	Off	Def	Tot							
25	DIAKITE, Mamadi	f	5-6	0-0	0-1	1	4	5	4	10	1	1	1	1	2	22	
33	SALT, Jack	c	1-3	0-0	2-4	2	7	9	3	4	2	0	1	1	33		
05	GUY, Kyle	g	6-14	5-11	1-1	1	0	1	1	18	0	2	0	0	37		
11	JEROME, Ty	g	9-15	3-8	4-4	1	5	6	1	25	7	2	0	0	36		
12	HUNTER, De'Andre	g	2-10	0-2	1-1	1	2	3	3	5	3	0	0	0	23		
00	CLARK, Kihei	f	1-4	0-1	0-0	0	0	0	1	2	2	0	0	0	24		
02	KEY, Braxton	f	2-6	0-2	1-2	3	4	7	2	5	0	0	0	0	23		
24	ANTHONY, Marco	f	0-1	0-0	0-0	0	0	0	0	0	0	0	0	0	2		
Team						1	1	2									
Totals			26-59	8-24	9-13	10	23	33	15	69	15	5	2	6	200		

FG % 1st Half: 12-31 38.7% 2nd half: 14-28 50.0% Game: 26-59 44.1% Deadball Rebounds 1,2
 3FG % 1st Half: 4-12 33.3% 2nd half: 4-12 33.3% Game: 8-24 33.3%
 FT % 1st Half: 5-6 83.3% 2nd half: 4-7 57.1% Game: 9-13 69.2%

South Carolina 52 • 4-6

##	Player	Total			3-Ptr			Rebounds			PF	TP	A	TO	Blk	Stl	Min
		FG-FGA	FG-FGA	FT-FTA	FG-FGA	FG-FGA	FT-FTA	Off	Def	Tot							
13	HAASE, Felipe	f	1-2	1-1	0-0	0	5	5	1	3	0	1	0	0	0	18	
24	BRYANT, Keyshawn	f	3-6	0-1	0-0	0	2	2	2	6	0	1	2	0	26		
30	SILVA, Chris	f	4-12	0-2	3-5	2	4	6	4	11	0	4	2	2	30		
00	LAWSON, A.J.	g	1-5	1-3	4-4	2	3	5	1	7	3	3	0	2	35		
04	CAMPBELL, Tre	g	0-2	0-2	2-2	0	0	0	0	2	2	0	0	0	16		
02	GRAVETT, Hassani	f	5-14	0-4	0-0	3	1	4	2	10	2	2	0	0	32		
20	FRINK, Alanzo	f	4-8	1-2	0-2	3	5	8	3	9	2	1	0	0	23		
23	HINSON, Evan	f	2-6	0-3	0-0	1	4	5	2	4	0	0	0	0	20		
Team						1	1	2									
Totals			20-55	3-18	9-13	12	25	37	15	52	9	12	4	4	200		

FG % 1st Half: 11-31 35.5% 2nd half: 9-24 37.5% Game: 20-55 36.4% Deadball Rebounds 2,1
 3FG % 1st Half: 2-13 15.4% 2nd half: 1-5 20.0% Game: 3-18 16.7%
 FT % 1st Half: 2-2 100.0% 2nd half: 7-11 63.6% Game: 9-13 69.2%

Officials: Doug Shows, Joe Lindsey, Pat Driscoll
 Technical fouls: Virginia-None. South Carolina-None.
 Attendance: 12291

Score by periods	1st	2nd	Total
Virginia	33	36	69
South Carolina	26	26	52

	In	Off	2nd	Fast	Bench
Points	Paint	T/O	Chance	Break	
VA	26	14	7	2	7
SC	28	4	14	8	23

Last FG - VA 2nd-02:36, SC 2nd-01:43.
 Largest lead - VA by 19 2nd-01:57, SC None.
 VA led for 39:32. SC led for 00:00. Game was tied for 00:19.

Score tied - 0 times.
 Lead changed - 0 times.

Official Basketball Box Score - Final
William & Mary vs Virginia
 12/22/18

Game Time: 2:00 PM
 Game Duration: 1:57

William & Mary - 40 • 4-8

##	Player	Total			3-Ptr			Rebounds			PF	TP	A	TO	Blk	Stl	Min
		FG-FGA	FG-FGA	FT-FTA	FG-FGA	FG-FGA	FT-FTA	Off	Def	Tot							
23	Nathan Knight	F	9-17	0-1	4-6	2	3	5	5	22	0	1	2	0	0	31:35	
12	Paul Rowley	F	1-8	0-5	0-0	0	2	2	1	2	0	0	0	0	0	20:46	
2	Justin Pierce	F	1-6	1-4	0-0	0	4	4	2	3	0	1	0	1	0	24:34	
2	Matt Milon	F	0-3	0-3	2-2	0	0	0	2	2	1	2	0	1	0	18:56	
12	Luke Loewe	G	1-1	0-0	0-2	1	0	1	1	2	1	0	0	0	0	26:06	
11	L.J. Owens	G	1-3	0-0	0-3	1	3	4	3	2	0	0	0	0	0	23:48	
20	Quinn Blair	G	0-1	0-1	0-0	0	0	0	1	0	0	0	0	0	0	05:57	
0	Jihar Williams	G	0-0	0-0	0-0	0	0	0	0	0	0	0	0	0	0	02:56	
1	Thornton Scott	G	0-2	0-2	0-0	0	3	3	1	0	1	0	0	0	0	13:54	
15	Chase Audige	G	3-7	1-4	0-0	2	1	3	1	7	2	1	2	2	27:40		
30	Mehkel Harvey	G	0-0	0-0	0-3	0	0	0	0	0	0	0	0	0	0	02:04	
24	Austin Washburn	G	0-0	0-0	0-0	1	0	1	0	0	0	0	0	0	0	00:52	
33	Chris Clark	G	0-1	0-0	0-0	0	0	0	0	0	0	0	0	0	0	00:52	
Team						0	1	1									
Totals			16-49	2-20	6-16	7	17	24	17	40	3	7	3	4	200:00		

FG % 1st: 8-24 33.3% 2nd: 8-25 32.0% Game: 16-49 32.7% Deadball Rebounds 3,0
 3PT % 1st: 1-10 10.0% 2nd: 1-10 10.0% Game: 2-20 10.0%
 FT % 1st: 6-10 60.0% 2nd: 0-6 0.0% Game: 6-16 37.5%

Score by periods	1st	2nd	Total
William & Mary	23	17	40
Virginia	34	38	72

Officials: William Covington, Jr., Earl Walton, Jeremy Mosier
 Technical fouls: William & Mary - NONE. Virginia - NONE
 Attendance: 14623

	In	Off	2nd	Fast	Bench
Points	Paint	T/O	Chance	Break	
UWM	26	9	6	3	9
UVA	30	9	10	4	18

Last FG - UWM 2nd-4:01, UVA 2nd - 0:26.
 Largest lead - UWM by 0 1st - 19:36, UVA by 72 2nd - 0:26
 UWM led for 1:36. UVA led for 37:15. Game was tied for 00:



Official Basketball Box Score -- Game Totals -- Final Statistics
Florida St. vs Virginia
 01/05/19 3:00 pm at



Florida St. 52 • 12-2

##	Player	f/c/g	Total			3-Ptr			Rebounds			PF	TP	A	TO	Blk	Stl	Min
			FG-FGA	FG-FGA	FT-FTA	Off	Def	Tot	FG-FGA	FG-FGA	FT-FTA							
00	Phil Cofer	f	3-8	2-6	1-3	1	3	4	2	9	1	0	0	0	0	0	25	
21	Christ Koumadje	c	1-2	0-0	0-2	1	1	2	2	2	0	0	1	0	1	14		
03	Trent Forrest	g	0-2	0-0	1-2	0	4	4	1	1	2	0	1	0	0	27		
05	PJ Savoy	g	3-5	2-4	0-0	0	1	1	2	8	0	2	0	5	12			
23	M.J. Walker	g	1-4	1-3	4-4	0	1	1	1	7	2	3	1	0	26			
01	RaiQuan Gray	g	1-5	0-3	0-0	1	3	4	2	2	0	2	0	0	15			
11	David Nichols	g	2-5	0-2	1-1	0	1	1	2	5	1	2	0	2	20			
13	Anthony Polite	g	1-2	1-2	2-2	0	2	2	0	5	0	1	0	0	15			
14	Terance Mann	g	0-3	0-1	0-0	0	2	2	3	0	0	1	1	1	18			
24	Devin Vassell	g	1-1	0-0	4-6	0	0	0	0	6	1	0	0	0	5			
25	Mfiondu Kabengele	g	2-7	0-2	1-4	2	5	7	4	5	0	2	2	0	19			
31	Wyatt Wilkes	g	0-0	0-0	2-3	0	0	0	0	2	1	0	0	1	2			
35	Harrison Prieto	g	0-0	0-0	0-0	1	0	1	0	0	0	0	0	0	2			
Team						2	1	3										
Totals			15-44	6-23	16-27	8	24	32	19	52	8	15	6	9	200			

FG % 1st Half: 6-19 31.6% 2nd half: 9-25 36.0% Game: 15-44 34.1% Deadball Rebounds 5
 3FG % 1st Half: 3-12 25.0% 2nd half: 3-11 27.3% Game: 6-23 26.1%
 FT % 1st Half: 8-15 53.3% 2nd half: 8-12 66.7% Game: 16-27 59.3%

Virginia 65 • 13-0

##	Player	f/c/g	Total			3-Ptr			Rebounds			PF	TP	A	TO	Blk	Stl	Min
			FG-FGA	FG-FGA	FT-FTA	Off	Def	Tot	FG-FGA	FG-FGA	FT-FTA							
25	Mamadi Diakite	f	2-6	0-0	2-3	1	3	4	2	6	0	1	1	1	25			
33	Jack Salt	c	0-2	0-0	2-2	2	3	5	2	2	1	0	0	0	22			
05	Kyle Guy	g	7-11	5-6	2-2	0	5	5	1	21	3	1	0	1	33			
11	Ty Jerome	g	2-11	0-4	2-2	1	3	4	0	6	6	1	0	0	30			
12	De'Andre Hunter	g	2-8	0-1	2-2	1	5	6	3	6	1	0	0	0	27			
00	Kihei Clark	g	0-2	0-0	0-0	1	0	1	0	0	1	1	0	1	19			
01	Francesco Badocchi	g	1-1	0-0	0-0	0	0	0	0	2	0	0	0	0	3			
02	Braxton Key	g	7-11	2-5	4-4	0	6	6	1	20	0	0	0	1	26			
10	Jayden Nixon	g	0-0	0-0	0-0	0	0	0	0	2	0	1	0	0	1			
13	Grant Kersey	g	0-0	0-0	0-0	0	0	0	0	0	0	1	0	0	1			
23	Kody Stattmann	g	0-0	0-0	0-1	0	1	1	2	0	2	0	0	0	3			
24	Marco Anthony	g	0-0	0-0	2-2	0	0	0	0	2	0	2	0	0	3			
30	Jay Huff	g	0-0	0-0	0-0	0	0	0	2	0	0	1	0	0	6			
45	Austin Katstra	g	0-0	0-0	0-0	0	0	0	1	0	0	0	0	0	1			
Team						3	1	4										
Totals			21-52	7-16	16-18	9	27	36	16	65	12	11	2	4	200			

FG % 1st Half: 13-27 48.1% 2nd half: 8-25 32.0% Game: 21-52 40.4% Deadball Rebounds 0
 3FG % 1st Half: 6-12 50.0% 2nd half: 1-4 25.0% Game: 7-16 43.8%
 FT % 1st Half: 10-11 90.9% 2nd half: 6-7 85.7% Game: 16-18 88.9%

Officials: Tim Comer, Brian O'Connell, Ron Groover
 Technical fouls: Florida St.-Phil Cofer. Virginia-Jack Salt.
 Attendance: 14623
 2018-19 Men's Basketball. Round: 0. Florida St. vs Virginia. Played at .

Score by periods	1st	2nd	Total
Florida St.	23	29	52
Virginia	42	23	65

Official Basketball Box Score -- Game Totals -- Final Statistics
Virginia vs Boston College
 1/9/19 9:00 pm at Chestnut Hill, Mass. - Conte Forum

Virginia 83 • 14-0; 2-0 ACC

##	Player	f/c/g	Total			3-Ptr			Rebounds			PF	TP	A	TO	Blk	Stl	Min
			FG-FGA	FG-FGA	FT-FTA	Off	Def	Tot	FG-FGA	FG-FGA	FT-FTA							
25	Mamadi Diakite	f	9-12	0-0	0-0	3	4	7	3	18	0	1	2	1	25			
33	Jack Salt	c	3-3	0-0	1-2	1	1	2	3	7	0	1	1	1	14			
05	Kyle Guy	g	4-9	2-6	0-0	0	8	8	1	10	5	1	1	2	35			
11	Ty Jerome	g	4-9	2-5	3-4	1	3	4	3	13	4	2	0	1	31			
12	De'Andre Hunter	g	6-11	2-3	4-7	2	4	6	0	18	2	1	0	0	35			
00	Kihei Clark	g	0-2	0-2	0-0	0	0	0	3	0	4	2	0	0	19			
01	Francesco Badocchi	g	0-0	0-0	0-0	0	0	0	0	0	0	0	0	0	3			
02	Braxton Key	g	4-5	0-1	1-1	0	9	9	0	9	2	0	2	0	27			
23	Kody Stattmann	g	1-1	1-1	0-0	0	1	1	0	3	0	0	0	0	2			
24	Marco Anthony	g	0-1	0-0	0-0	0	0	0	0	0	0	0	0	0	2			
30	Jay Huff	g	2-2	1-1	0-0	0	1	1	3	5	0	2	0	0	7			
Team						1	2	3										
Totals			33-55	8-19	9-14	8	33	41	16	83	17	11	6	5	200			

FG % 1st Half: 18-32 56.3% 2nd half: 15-23 65.2% Game: 33-55 60.0% Deadball Rebounds 4
 3FG % 1st Half: 5-11 45.5% 2nd half: 3-8 37.5% Game: 8-19 42.1%
 FT % 1st Half: 2-5 40.0% 2nd half: 7-9 77.8% Game: 9-14 64.3%

Boston College 56 • 9-5; 0-2 ACC

##	Player	f/c/g	Total			3-Ptr			Rebounds			PF	TP	A	TO	Blk	Stl	Min
			FG-FGA	FG-FGA	FT-FTA	Off	Def	Tot	FG-FGA	FG-FGA	FT-FTA							
01	HAMILTON, Jairus	f	1-4	0-2	2-2	0	6	6	4	4	0	1	0	0	30			
21	POPOVIC, Nik	f	7-12	1-2	1-2	3	0	3	3	16	0	1	0	0	34			
00	BOWMAN, Ky	g	5-12	4-7	1-2	0	3	3	2	15	2	2	0	1	38			
05	TABBS, Wynston	g	4-9	0-3	1-2	0	2	2	2	9	1	0	0	0	27			
25	CHATMAN, Jordan	g	3-12	1-6	0-0	1	1	2	1	7	2	2	0	0	33			
02	WILSON, Avery	g	0-0	0-0	0-0	0	1	1	0	0	1	0	0	1	2			
03	HAMILTON, Jared	g	0-0	0-0	0-0	0	1	1	0	0	0	1	0	0	9			
04	HERREN Jr., Chris	g	1-3	1-3	0-0	0	0	0	0	3	0	0	0	1	17			
10	MEZNIKS, Ervins	g	0-0	0-0	0-0	0	0	0	0	0	0	1	0	1	2			
11	BAKER Jr., Vin	g	0-1	0-1	0-0	0	0	0	0	0	0	0	0	0	2			
13	KRALJEVIC, Luka	g	1-4	0-1	0-1	0	0	0	0	2	0	0	0	0	6			
Team						2	1	3										
Totals			22-57	7-25	5-9	6	25	21	12	56	6	9	0	4	200			

FG % 1st Half: 13-29 44.8% 2nd half: 9-28 32.1% Game: 22-57 38.6% Deadball Rebounds 0
 3FG % 1st Half: 5-14 35.7% 2nd half: 2-11 18.2% Game: 7-25 28.0%
 FT % 1st Half: 0-0 0.0% 2nd half: 5-9 55.6% Game: 5-9 55.6%

Officials: Raymie Styons, Tony Henderson, Jamie Luckie
 Technical fouls: Virginia-None. Boston College-None.
 Attendance: 5738

Score by periods	1st	2nd	Total
Virginia	43	40	83
Boston College	31	25	56

Points	In	Off	2nd	Fast	Bench
UVA	Paint	T/O	Chance	Break	
46	7	12	5	17	5
BC	26	11	6	7	5

Last FG - UVA 2nd-00:42, BC 2nd-00:58.
 Largest lead - UVA by 30 2nd-03:30, BC by 2 1st-17:12.
 UVA led for 34:13. BC led for 03:33. Game was tied for 02:14.
 Score tied - 3 times.
 Lead changed - 6 times.



Official Basketball Box Score -- Game Totals -- Final Statistics
Virginia Tech vs Clemson
 01/12/19 12:06 PM at Clemson, S.C. (Littlejohn Coliseum)



Virginia Tech 63 • 15-0 (3-0 ACC)

##	Player	f/c/g	Total			3-Ptr			Rebounds			PF	TP	A	TO	Blk	Stl	Min
			FG-FGA	FG-FGA	FT-FTA	Off	Def	Tot	FG-FGA	FG-FGA	FT-FTA							
25	Mamadi Diakite	f	0-2	0-0	0-0	1	4	5	2	0	0	1	1	0	19			
33	Jack Salt	c	3-5	0-0	1-3	3	5	8	3	7	0	2	0	0	21			
05	Kyle Guy	g	5-15	3-9	0-0	0	3	3	1	13	1	1	0	1	35			
11	Ty Jerome	g	3-9	2-4	0-0	0	3	3	0	8	5	2	0	1	33			
12	De'Andre Hunter	g	4-10	2-4	2-2	0	7	7	3	12	1	1	0	0	31			
00	Kihei Clark	g	1-4	1-2	2-2	1	0	1	2	5	1	0	0	0	20			
01	Francesco Badocchi	g	0-0	0-0	0-0	0	0	0	0	0	0	0	0	0	1			
02	Braxton Key	g	3-5	1-1	0-1	2	6	8	1	7	3	1	0	2	25			
23	Kody Stattmann	g	0-0	0-0	0-0	0	1	1	0	0	0	0	0	0	2			
24	Marco Anthony																	



Official Basketball Box Score -- Game Totals -- Final Statistics

Virginia vs Duke

01/19/19 6:00 pm at Cameron Indoor Stadium (Durham, N.C.)



Virginia 70 • 16-1,4-1

##	Player	Total		3-Ptr		Rebounds			PF	TP	A	TO	Blk	Stl	Min
		FG-FGA	FG-FGA	FG-FGA	FG-FGA	Off	Def	Tot							
25	Mamadi Diakite	f	1-5	0-2	0-0	0	1	1	4	2	0	0	1	0	17
33	Jack Salt	c	2-2	0-0	1-2	1	3	4	2	5	0	1	0	0	27
05	Kyle Guy	g	6-12	2-7	0-0	2	4	6	1	14	1	1	0	1	37
11	Ty Jerome	g	6-13	1-5	1-3	1	3	4	2	14	4	1	0	0	35
12	De'Andre Hunter	g	8-14	0-2	2-4	1	3	4	3	18	0	1	0	1	38
00	Kihe Clark		1-2	0-0	0-0	0	1	1	2	2	1	2	0	1	18
02	Braxton Key		2-3	0-1	7-8	1	5	6	4	11	2	1	1	1	21
30	Jay Huff		2-2	0-0	0-0	0	1	1	2	4	0	1	2	0	7
Team						1	2	3							
Totals			28-53	3-17	11-17	7	23	30	20	70	8	8	4	4	200

FG % 1st Half: 15-26 57.7% 2nd half: 13-27 48.1% Game: 28-53 52.8% Deadball Rebounds 2
 3FG % 1st Half: 1-8 12.5% 2nd half: 2-9 22.2% Game: 3-17 17.6%
 FT % 1st Half: 1-3 33.3% 2nd half: 10-14 71.4% Game: 11-17 64.7%

Duke 72 • 15-2, 4-1

##	Player	Total		3-Ptr		Rebounds			PF	TP	A	TO	Blk	Stl	Min
		FG-FGA	FG-FGA	FG-FGA	FG-FGA	Off	Def	Tot							
01	Zion Williamson	f	10-16	0-1	7-14	3	6	9	2	27	1	3	1	2	38
02	Cam Reddish	f	3-12	1-6	2-4	1	7	8	4	9	1	4	0	2	37
05	RJ Barrett	f	11-19	1-6	7-11	0	5	5	0	30	3	1	0	0	40
41	Jack White	f	2-3	0-1	0-0	2	2	4	3	4	0	0	0	1	40
20	Marques Bolden	c	0-0	0-0	2-2	2	2	4	4	2	0	0	0	0	33
12	Javin DeLaurier		0-0	0-0	0-0	0	0	0	5	0	0	0	0	7	
15	Alex O'Connell		0-1	0-0	0-0	0	0	0	0	0	1	0	0	0	5
Team						2	0	2							
Totals			26-51	2-14	18-31	10	22	32	18	72	6	8	1	5	200

FG % 1st Half: 14-32 43.8% 2nd half: 12-19 63.2% Game: 26-51 51.0% Deadball Rebounds 5
 3FG % 1st Half: 2-10 20.0% 2nd half: 0-4 0.0% Game: 2-14 14.3%
 FT % 1st Half: 7-9 77.8% 2nd half: 11-22 50.0% Game: 18-31 58.1%

Officials: Tim Clougherty, James Breeding, Jamie Luckie
 Technical fouls: Virginia-None. Duke-None.
 Attendance: 9314

Score by periods	1st	2nd	Total
Virginia	32	38	70
Duke	37	35	72

	In	Off	2nd	Fast	Bench
Points	Paint	T/O	Chance	Break	
UVA	42	5	8	8	17
DU	46	9	13	15	0

Last FG - UVA 2nd-00:00, DU 2nd-02:18.
 Largest lead - UVA by 2 1st-19:13, DU by 8 2nd-00:44.
 UVA led for 03:39. DU led for 33:23. Game was tied for 02:58.

Score tied - 7 times.
 Lead changed - 15 times.

Official Basketball Box Score - Final

Wake Forest vs Virginia

01/22/19 John Paul Jones Arena, Charlottesville, Va.

Game Time: 9:00 PM

Game Duration: 1:48

Wake Forest - 45 • 8-10 (1-5)

##	Player	Total		3-Ptr		Rebounds			PF	TP	A	TO	Blk	Stl	Min
		FG-FGA	FG-FGA	FG-FGA	FG-FGA	Off	Def	Tot							
10	Jaylen Hoard	F	3-12	0-3	0-0	1	5	6	0	6	1	1	1	1	34:27
30	Olivier Sarr	C	5-9	1-3	0-0	5	3	8	3	11	0	0	0	0	29:06
0	Brandon Childress	G	4-12	3-9	1-2	2	4	6	3	12	3	4	0	0	31:41
2	Sharone Wright, Jr.	G	3-5	2-3	0-0	1	3	4	1	8	0	0	0	3	25:33
23	Chaundee Brown	G	0-5	0-4	0-0	0	1	1	3	0	1	2	0	0	18:00
4	Torry Johnson	G	0-1	0-0	2-3	0	3	3	1	2	4	3	0	0	16:52
1	Isaiah Mucius		1-5	0-1	0-0	0	2	2	3	2	1	0	0	0	19:10
20	Michael Wynn		0-3	0-1	2-2	1	0	1	1	2	0	0	1	0	12:19
34	Sunday Okeke		0-2	0-0	0-0	0	2	2	2	0	0	0	1	1	08:43
41	Aaron Spivey		1-1	0-0	0-0	0	0	0	0	2	0	0	0	0	01:55
31	Blake Buchanan		0-0	0-0	0-0	0	0	0	0	0	0	0	0	0	01:07
40	Anthony Bilas		0-0	0-0	0-0	0	0	0	1	0	0	0	0	0	01:07
Team						0	4	4							
Totals			17-55	6-24	5-7	10	27	37	19	45	10	11	3	5	200:00

FG % 1st: 9-28 32.1% 2nd: 8-27 29.6% Game: 17-55 30.9% Deadball Rebounds 0,0
 3PT % 1st: 5-14 35.7% 2nd: 1-10 10.0% Game: 6-24 25.0%
 FT % 1st: 0-0 0.0% 2nd: 5-7 71.4% Game: 5-7 71.4%

Virginia - 68 • 17-1 (5-1)

##	Player	Total		3-Ptr		Rebounds			PF	TP	A	TO	Blk	Stl	Min
		FG-FGA	FG-FGA	FG-FGA	FG-FGA	Off	Def	Tot							
25	Mamadi Diakite	F	4-9	0-0	3-3	6	1	7	3	11	0	2	1	1	22:09
33	Jack Salt	C	3-5	0-0	1-2	2	6	8	2	7	0	1	1	1	19:51
5	Kyle Guy	G	3-10	3-7	3-4	0	4	0	12	3	2	0	2	2	29:23
11	Ty Jerome	G	4-13	2-5	0-0	0	3	3	2	10	5	0	0	1	33:51
12	De'Andre Hunter	G	3-5	1-1	4-5	2	5	7	1	11	5	0	1	0	31:23
0	Kihe Clark		0-2	0-0	0-0	0	0	0	4	0	1	0	0	0	16:49
2	Braxton Key		1-5	0-3	2-2	1	6	7	0	4	1	0	1	1	22:11
30	Jay Huff		4-6	1-1	3-3	2	2	2	12	0	0	2	0	0	13:06
1	Francesco Badocchi		0-0	0-0	0-0	0	0	0	0	0	0	0	0	0	03:01
24	Marco Anthony		0-0	0-0	1-2	0	0	0	0	1	0	1	0	0	03:01
23	Kody Stattmann		0-1	0-1	0-0	0	0	0	0	0	0	0	0	0	01:55
10	Jayden Nixon		0-0	0-0	0-0	0	0	0	0	0	0	0	0	0	01:40
45	Austin Katstra		0-1	0-0	0-0	1	0	1	0	0	0	0	0	0	01:40
Team						0	2	2							
Totals			22-57	7-21	17-21	12	29	41	15	68	14	7	6	6	200:00

FG % 1st: 14-31 45.2% 2nd: 8-26 30.8% Game: 22-57 38.6% Deadball Rebounds 0,1
 3PT % 1st: 4-11 36.4% 2nd: 3-10 30.0% Game: 7-21 33.3%
 FT % 1st: 4-6 66.7% 2nd: 13-15 86.7% Game: 17-21 81.0%

Officials: Brian Dorsey, Terry Wmyer, Leslie Jones
 Technical fouls: Wake Forest - Coach, Virginia - NONE
 Attendance: 14273

Score by periods	1st	2nd	Total
Wake Forest	23	22	45
Virginia	36	32	68

	In	Off	2nd	Fast	Bench
Points	Paint	T/O	Chance	Break	
WFU	18	7	3	15	8
UVA	28	6	12	0	17

Last FG - WFU 2nd-1:10, UVA 2nd-0:16.
 Largest lead - WFU by 0 1st-20:00, UVA by 24 2nd-13:45
 WFU led for 00:00, UVA led for 39:12. Game was tied for 00:20

Score tied - 0 times.
 Lead changed - 0 times.

Official Basketball Box Score -- Game Totals -- Final Statistics

Virginia vs Notre Dame

01/26/19 1:00 pm at Notre Dame, IN (Purcell Pavilion)

Virginia 82 • 18-1, 6-1 ACC

##	Player	Total		3-Ptr		Rebounds			PF	TP	A	TO	Blk	Stl	Min
		FG-FGA	FG-FGA	FG-FGA	FG-FGA	Off	Def	Tot							
25	Mamadi Diakite	f	4-6	1-1	1-2	2	5	7	0	10	0	1	4	0	21
33	Jack Salt	c	2-4	0-0	0-0	3	0	3	0	4	1	1	0	0	20
05	Kyle Guy	g	6-8	3-5	0-0	1	4	5	1	15	0	0	0	0	32
11	Ty Jerome	g	6-10	1-2	0-0	0	9	9	3	13	6	0	0	1	28
12	De'Andre Hunter	g	9-15	0-2	1-3	1	6	7	1	19	2	0	0	0	30
00	Kihe Clark		4-9	2-4	2-2	0	1	1	0	12	1	0	0	1	27
01	Francesco Badocchi		0-1	0-1	0-0	1	1	2	0	0	0	0	0	0	4
02	Braxton Key		2-6	0-0	0-0	1	5	6	2	4	1	0	0	0	17
10	Jayden Nixon		0-0	0-0	0-0	0	0	0	1	0	0	0	0	0	3
13	Grant Kersey		0-0	0-0	0-0	0	1	1	0	0	0	0	0	0	1
23	Kody Stattmann		1-2	1-1	0-0	0	0	0	0	3	0	0	0	0	3
24	Marco Anthony		0-1	0-0	0-0	0	1	1	0	0	0	0	0	0	4
30	Jay Huff		1-5	0-2	0-0	1	1	2	1	2	1	0	1	0	10
Team						1	0	1							
Totals			35-67	8-18	4-7	11	34	45	9	82	12	2	5	2	200

FG % 1st Half: 19-34 55.9

MEDIA INFORMATION

VIRGINIA MEDIA RELATIONS OFFICE

The UVA athletics media relations office is located in John Paul Jones Arena. Regular business hours are 9 a.m. to 5 p.m., Monday through Friday.

PRESS CREDENTIALS

Media members interested in obtaining season or game credentials should apply online at www.sportssystem.com/virginia-hoops. Credential requests should be submitted no later than seven (7) days prior to the game. Credentials that can't be mailed will be held for pickup at the will call window at John Paul Jones Arena. You must have a press pass to be admitted to the media area and the press room.

PHOTO CREDENTIALS

All photographers and camera operators must wear a visible credential issued by the Virginia athletics media relations office. Photographers work from the baselines at both ends of the court at John Paul Jones Arena. Live television is given top priority for court-side space.

PRESS PARKING

Press parking passes are provided upon request on a limited basis. Please request your parking pass during the online credential application process.

INTERVIEWS

All requests for interviews with Virginia basketball coaches and players should be made through Erich Bacher in the athletics media relations office. It is requested you allow the athletics media relations staff at least one day to arrange an interview.

POSTGAME INTERVIEWS

Virginia head coach Tony Bennett, two Virginia student-athletes and the visiting head coach will meet with media representatives in the press room after each game at John Paul Jones Arena. Coach Bennett will be available in the press room approximately 10 minutes after the conclusion of the game, followed by two Virginia student-athletes or the visiting coach. Other Virginia players will be available upon request in the Courtside Club after the Virginia student-athletes press conference.

RADIO

Each visiting school is allowed one radio broadcast from John Paul Jones Arena. The Virginia athletics media relations office provides two ISDN lines and three business touchtone lines for use by the visiting broadcast crew. Radio network crews work from a courtside location at the scorer's table. Three seats are available at the table for visiting radio crews.

GAME SERVICES

Information packets are available before each game at John Paul Jones Arena, and a full statistical summary and play-by-play sheets are distributed at halftime and after the game. Head coach and player quotes will be available after postgame interviews. A pregame meal is served for working members of the media in the press room on the event level of John Paul Jones Arena.

TELEPHONES/WIRELESS

Should you require your own telephone for game coverage, please contact Erich Bacher in the Virginia athletics media relations office. A wireless network is available at John Paul Jones Arena for media. A UVA media relations representative will provide login directions.

ACC COACHES TELECONFERENCE

The 2019 ACC Men's Basketball Weekly Teleconference begins Monday, Jan. 7, 2019, and continues each Monday through March 4. Each coach will have 10 minutes to make an opening statement and answer questions. There will be an instant replay of each teleconference on the Conference's internet site TheACC.com each Monday afternoon. Coaches whose teams play on Monday evening will not participate in that day's teleconference. Here is head coach Tony Bennett's (and Virginia's ACC weekly opposing coach) 2019 ACC Teleconference schedule:

Monday, Jan. 28

11 a.m. (Keatts 11:10 a.m., Larrañaga 12:30 p.m.)

Monday, Feb. 4

12:30 p.m. (Krzyszewski 12:10 p.m.)

Monday, Feb. 25

12:30 p.m. (Pastner 10:50 a.m., Capel 11:30 a.m.)

VIRGINIA RECORD BOOK

CAREER 3FG PERCENTAGE

(MIN 100 3FG MADE)

NO.	NAME	FG-FGA	FG%
1.	Kyle Guy (2017-present)	192-444	.432
2.	Keith Friel (2000-01)	107-254	.421
3.	London Perrantes (2014-17)	211-516	.409
4.	Joe Harris (2011-14)	263-646	.407
5.	Todd Billet (2003-04)	156-398	.392
6.	Ty Jerome (2017-present)	127-325	.391
7.	Curtis Staples (1995-98)	413-1079	.383
8.	Roger Mason, Jr. (2000-02)	137-365	.375
9.	J.R. Reynolds (2004-07)	221-610	.362
	Sean Singletary (2005-08)	222-614	.362

CAREER 3-POINTERS

NO.	NAME	CAREER 3FGS
1.	Curtis Staples (1995-98)	413
2.	Joe Harris (2011-14)	263
3.	Harold Deane (1994-97)	237
4.	Sean Singletary (2005-08)	222
5.	J.R. Reynolds (2004-07)	221
6.	London Perrantes (2014-17)	211
7.	Sammy Zeglinski (2008-12)	200
8.	Kyle Guy (2017-present)	192
9.	Malcolm Brogdon (2012-16)	185
10.	John Crotty (1988-91)	179

ACC RECORD BOOK

CAREER 3FG PERCENTAGE

(TWO YEARS, 150 MADE OR 1.5 PER GAME)

NO.	NAME	FG-FGA	FG%
1.	Jack McClinton, Miami (2007-09)	286-650	.440
2.	Rodney Monroe, NCST (1988-91)	322-739	.436
3.	Hubert Davis, UNC (1989-92)	197-453	.435
4.	Rusty LaRue, WF (1993-96)	151-349	.433
5.	Kyle Guy, UVA (2017-)	192-444	.432

VIRGINIA'S 2018-19 RECORD WHEN..

	ALL	ACC
Leading at the half	19-0	7-0
Trailing at the half	0-1	0-1
Tied at the half	0-0	0-0
Playing Overtime	0-0	0-0
Shooting 50% or better	7-1	3-1
Shooting between 40-49.9%	9-0	3-0
Shooting less than 40%	3-0	1-0
Opponents shoot 50% or better	2-1	0-1
Opponents shoot less than 50%	17-0	7-0
UVA outrebounds its opponent	16-0	7-0
Opponent outrebounds UVA	3-1	0-1
Teams are tied in rebounds	0-0	0-0
UVA has 10 or more steals	0-0	0-0
UVA shoots 70% FT or better	12-0	4-0
UVA shoots less than 70% FT	7-1	3-1
Scoring less than 50 points	0-0	0-0
Scoring 50-59 points	2-0	0-0
Scoring 60-69 points	6-0	4-0
Scoring 70-79 points	5-1	0-1
Scoring 80-89 points	4-0	3-0
Scoring more than 90 points	2-0	0-0
Allowing fewer than 50 points	8-0	2-0
Allowing 30-39 points	0-0	0-0
Allowing 40-49 points	8-0	2-0
Allowing 50-59 points	8-0	4-0
Allowing 60-69 points	2-0	1-0
Allowing 70-79 points	1-1	0-1
Allowing 80-89 points	0-0	0-0
Allowing 90 or more points	0-0	0-0
Playing in John Paul Jones Arena	10-0	3-0
Playing on the road	6-1	4-1
Playing on a neutral court	3-0	0-0
Game decided by 1-4 points	1-1	1-1
Game decided by 5-10 points	4-0	0-0
Game decided by 11+ points	14-0	6-0
Playing at night	10-1	4-1
Playing in the afternoon	9-0	3-0
Playing on Monday	2-0	0-0
Playing on Tuesday	4-0	3-0
Playing on Wednesday	4-0	1-0
Playing on Thursday	1-0	0-0
Playing on Friday	2-0	0-0
Playing on Saturday	4-1	3-1
Playing on Sunday	1-0	0-0
Playing in November	7-0	0-0
Playing in December	5-0	0-0
Playing in January	7-1	7-1
Playing in February	0-0	0-0
Playing in March	0-0	0-0

VIRGINIA IN THE POLLS

Date	AP	USA Today	Date	AP	USA Today
Preseason	5	5	Jan. 21	3	3
Nov. 12	4	5	Jan. 28	3	3
Nov. 19	4	4			
Nov. 26	4	4			
Dec. 3	4	4			
Dec. 10	6	3			
Dec. 17	5	3			
Dec. 24	4	1			
Dec. 31	4	2			
Jan. 7	4	1			
Jan. 14	4	1			

THE LAST TIME

VIRGINIA INDIVIDUALS

- **Scored 30 points:** Kyle Guy vs. Marshall (12/31/18)
- **Scored 40 points:** Sean Singletary (41) at Miami (3/1/08)
- **Two players with 20 points:** Kyle Guy (21) and Braxton Key (21) vs. Florida State (1/5/19)
- **Three players with 20 points:** Chris Williams (27), Roger Mason, Jr. (22) and Donald Hand (20) vs. Duke (1/5/00)
- **Four players with 20 points:** Chris Williams (23), Donald Hand (22), Adam Hall (21) and Travis Watson (20) vs. Georgetown (3/15/00)
- **A player with back-to-back 25-point games:** Joe Harris, 26 vs. Virginia Tech (2/12/13), 27 at North Carolina (2/16/13)
- **One player scored in double figures:** Ty Jerome (18) vs. Georgia Tech (2/21/18)
- **No players scored in double figures:** vs. Florida (3/18/17)
- **Five players scored in double figures:** De'Andre Hunter (19), Kyle Guy (15), Ty Jerome (13), Kihei Clark (12), Mamadi Diakite (10) at Notre Dame (1/26/19)
- **Six players scored in double figures:** Sean Singletary (27), Adrian Joseph (13), Jamil Tucker (13), Mamadi Diane (12), Calvin Baker (11), Laurynas Mikaluskas (11), vs. Maryland (3/9/08)
- **Seven players scored in double figures:** Cornel Parker (20), Junior Burrough (15), Ted Jeffries (14), Cory Alexander (13), Jason Williford (12), Yuri Barnes (11) and Doug Smith (11) vs. Clemson (1/13/93)
- **Had 15 rebounds:** Mike Tobey (16) vs. Tenn. State (11/25/14)
- **Had 20 rebounds:** Mike Tobey (20) vs. Louisville (3/5/16)
- **Had 25 rebounds:** Bob Mortell (25) vs. Washington & Lee (2/27/60)
- **Two players with 10 rebounds:** Anthony Gill (13) and Darion Atkins (10) vs. Davidson (12/30/14)
- **Three players with 10 rebounds:** Yuri Barnes (13), Jason Williford (12) and Junior Burrough (11) vs. Rice (12/4/93)
- **Double-Double:** Ty Jerome (14 pts, 12 assts) vs. Virginia Tech (1/15/19)
- **Two players had a double-double:** Anthony Gill (25 pts, 13 rebs) and D. Atkins (13 pts, 10 rebs) vs. Davidson (12/30/14)
- **Three players had a double-double:** Jason Williford (10 pts, 15 rebs), Ted Jeffries (23 pts, 10 rebs), and Cornel Parker (11 pts, 11 rebs) at William & Mary (1/25/93)
- **Double-Double with points and assists:** Ty Jerome (14 pts, 12 assts) vs. Virginia Tech (1/15/19)
- **Triple-Double:** Ralph Sampson (15 pts, 22 rebs, 10 blks) vs. Old Dominion (12/29/79)
- **Four Double-Doubles in a row:** Mike Scott [5] (27 pts, 15 rebs) vs. Oklahoma (11/23/10), (16 pts, 10 rebs) vs. Wichita State (11/24/10), (17 pts, 12 rebs) at Minnesota (11/29/10), (21 pts, 13 rebs) at Virginia Tech (12/5/10), (10 pts, 13 rebs) vs. Radford (12/7/10)
- **20 points and 20 rebounds:** Travis Watson (21 pts, 20 rebs) vs. Wofford (1/2/03)
- **20 points and 10 rebounds:** Anthony Gill (20 pts, 12 rebs) vs. West Virginia (12/8/15)
- **10 assists:** Ty Jerome (12) vs. Virginia Tech (1/15/19)
- **5 blocked Shots:** Jay Huff (5) vs. Austin Peay (11/13/17)
- **5 steals:** Ty Jerome (5) vs. Morgan State (12/3/18)
- **Led UVA in points, rebounds and assists:** De'Andre Hunter (15 points, 8 rebounds, 9 assists) vs. Middle Tenn. (11/21/18)
- **Hit a last second shot to win a game:** De'Andre Hunter at Louisville (3/1/18) [3-pointer at the buzzer]
- **Played every minute:** Kyle Guy (45) vs. Virginia Tech (2/10/18)
- **Played more than 40 minutes:** Kyle Guy (45) and Ty Jerome (43) vs. Virginia Tech (2/12/17)

VIRGINIA TEAM

- **Won in Overtime:** at NC State, 66-65 (1/29/19)
- **Lost in Overtime:** vs. Virginia Tech, 61-60 (2/10/18)
- **Played Two Overtimes:** at Virginia Tech, 80-78 2 OT (2/12/17)
- **Played Three Overtimes:** vs. Georgetown, L 115-111 (3/15/00)
- **Shot 70 percent for a half:** 70.4% (19-27) vs. Austin Peay - 1st Half (11/13/17)
- **Shot 60 percent in a game:** 60% (33-55) at Boston College (1/9/19)
- **Shot less than 30 percent in a game:** 29.5% (13-44) vs. VCU (12/9/18)
- **Shot 100 percent from the free throw line:** 100% (6-6) vs. Virginia Tech (1/15/19)
- **Shot 90 percent from the free throw line:** 100% (6-6) vs. Virginia Tech (1/15/19)
- **Shot 70 percent from 3-point line:** 71.4% (5-7) at James Madison (11/14/14)
- **Shot less than 30 percent in a half:** 23.8% (5-21) in 2nd Half vs. VCU (12/9/18)
- **Shot less than 20 percent in a half:** 18.2% (4-22) in 1st Half vs. California (12/22/15)
- **Shot 55 percent or better and lost:** 58.5% (31-53) at North Carolina (2/16/13)
- **Shot 50 percent or better and lost:** 52.8% (28-53) at Duke (1/19/19)
- **Attempted 50 FTs:** 52 (made 34) vs. Howard (12/12/94)
- **Attempted 35 3-pointers:** 38 (11-38) vs. Va. Tech (2/10/18)
- **Did Not Attempt a FT:** 0 vs. Wisconsin (11/27/17)
- **Made 30 FTs:** 31 (31 of 36) vs. Tennessee (3/18/07)
- **Made 15 3-pt FGs:** 15 vs. Coppin State (11/16/18)
- **Failed to make a 3-pt FG:** vs. St. Francis Brooklyn (11/15/16)
- **Had 50 rebounds:** 50 vs. Morgan State (11/13/15)
- **Had 25 assists:** 26 vs. Iowa State (3/25/16)
- **Had 15 steals:** 16 vs. NC State (2/24/08)
- **Had 10 blocks:** 11 vs. Norfolk State (11/16/14)
- **Scored 50 pts in a half:** 50 vs. Marshall, 2nd half (12/31/18)
- **Scored 60 pts in a half:** 60 vs. Gonzaga, 1st half (1/3/07)
- **Scored 70 pts in a half:** 70 vs. Coastal Carolina, 2nd half (11/20/00)
- **Scored 100 pts (ACC):** 103 vs. Maryland (1/16/07)
- **Scored 100 pts (non-conf):** 100 vs. Marshall (12/31/18)
- **Scored under 20 pts in 1st half:** 17 vs. Florida (3/18/17)
- **Scored under 20 pts in 2nd half:** 19 at No. Carolina (2/18/17)
- **Scored under 50 pts in a game:** 49 vs. Wisconsin (11/27/17)
- **Defeated top-5 opponent:** 65-63 at #4 Duke (1/27/18)
- **Defeated top-5 opponent on the road:** 65-63 at #4 Duke (1/27/18)
- **Defeated top-ranked opponent:** 86-73 vs. #1 North Carolina (1/30/86)
- **Won when trailing by 16 points:** Trained 32-16 during 63-61 vs. Ohio State (11/30/16)
- **Won when trailing by 17 points:** Trained 31-14 during 61-58 overtime win vs. Maryland (3/10/13)

2018-19 UVA MISCELLANEOUS STATISTICS

Largest halftime lead: 28 vs. Coppin State (11/16/18)
 Largest halftime deficit: 5 at Duke (1/19/19)
 Largest halftime deficit overcome in a win: N/A
 Largest halftime lead surrendered in a loss: N/A
 Largest deficit overcome in a win: 7 vs. Dayton (11/22/18)
 Largest lead surrendered in a loss: N/A
 Largest deficit at any time: 8 vs. Duke (1/19/19)
 Largest lead at any time: 43 vs. Marshall (12/31/18)
 Most consecutive points scored: 17 vs. Coppin State (11/16/18)
 Most consecutive points allowed: 16 vs. Florida State (1/5/19)
 Longest scoring drought: 4:46 vs. Dayton (11/22/18)
 Longest opponent scoring drought: 7:21 by Boston College (1/9/19)

OPPONENT INDIVIDUALS

- **Scored 30 points:** RJ Barrett (30), Duke (1/19/19)
- **Scored 35 points:** Erick Green (35), Virginia Tech (1/24/13)
- **Scored 40 points:** J.J. Redick (40), Duke (1/28/06)
- **Scored 50 points:** Len Chappell (50), Wake (2/12/62)
- **Two players with 20 points:** Andrew White (23) and Tyus Battle (23) at Syracuse (2/4/17)
- **Two players with 25 points:** RJ Barrett (30) and Zion Williamson (27), at Duke (1/19/19)
- **Three players with 20 points:** Jordan McRae (21), Jarnell Stokes (20), Josh Richardson (20), at Tennessee (12/30/13)
- **Two players with 30 points:** Trevor Powell (31) and Tony Smith (31), at Marquette (2/3/90)
- **No players scored in double figures:** Florida State (1/5/19)
- **Five players scored in double figures:** Jaire Grayer (16), Otis Livingston (11), Shevon Thompson (11), Marquise Moore (10) and Marko Gujanicic (10), vs. George Mason (11/22/15)
- **Six players scored in double figures:** C.J. Harris (15), Ari Stewart (12), Travis McKie (12), J.T. Terrell (11), Ty Walker (11), Gary Clark (10), at Wake Forest (1/29/11)
- **Seven players scored in double figures:** Stanley Burrell (15), Drew Lavender (13), C.J. Anderson (12), B.J. Raymond (12), Josh Duncan (11), Charles Bronson (11), and Jason Love (10), at Xavier (1/3/08)
- **Double-Double:** John Mooney (15 points, 10 rebounds), Notre Dame (1/26/19)
- **Double-Double with points and assists:** Keifer Sykes (21 pts, 10 assts), at Green Bay (12/7/13)
- **Two players had a double-double:** Marvin Bagley III (30 pts, 14 rebs) & Wendell Carter Jr. (14 pts, 15 rebs), Duke (1/27/18)
- **Had 15 rebounds:** Ethan Happ (15), Wisconsin (11/23/18)
- **Had 20 rebounds:** Tim Duncan (23), Wake Forest (2/22/97)
- **Had 10 assists:** Keifer Sykes (10), at Green Bay (12/7/13)
- **5 Blocked Shots:** Ben Lammers (6), at Georgia Tech (1/18/18)
- **5 Steals:** Briante Weber (5), VCU (12/6/14)
- **Hit a last second shot to win a game:** Donte DiVincenzo, Villanova (12/31/16), tip-in at the end of regulation

OPPONENT TEAM

- **Shot less than 30 percent in a game:** 29.5% (18-61), vs. VCU (12/9/18)
- **Shot less than 30 percent in a game (ACC):** 23.9% (11-46), at Pitt (2/24/18)
- **Shot 60 percent in a game:** 63.8% (37-58), at Xavier (1/3/08)
- **Shot 55 percent or better and lost:** 55.3% (26-47), Cleveland State (11/25/09)
- **Scored 100 pts:** 106, Washington (11/22/10)
- **Scored 90 pts in an ACC game:** 93, North Carolina (2/16/13)
- **Scored 60 pts in a half:** 60, at Miami, 2nd half (3/1/08)
- **Scored 50 pts in a half:** 53, vs. UMBC, 2nd half (3/16/18)
- **Scored under 10 pts in 1st half:** 7, Pitt (2/24/18)
- **Scored under 20 pts in 1st half:** 18, Wisconsin (11/23/18)
- **Scored under 20 pts in 2nd half:** 13, Clemson (1/23/18)
- **Scored under 40 pts in a game:** 37, Pitt (2/24/18)
- **Had 25 assists:** 27, at Xavier (1/3/08)
- **Had 15 steals:** 15, VMI (11/16/08)
- **Had 10 blocks:** 10 at Maryland (3/5/11)
- **Failed to make a 3-pt FG:** Georgia Tech (1/22/15)

JOHN PAUL JONES ARENA RECORDS

VIRGINIA PLAYERS

Points:	40, J.R. Reynolds vs. Wake Forest, 1/21/07
Most 1st Half Points:	23, Sean Singletary vs. Virginia Tech, 1/16/08
Most 2nd Half Points:	26, Sylven Landesberg vs. Boston College, 2/4/09
Rebounds:	20, Mike Tobey vs. Louisville, 3/5/16
Field Goals:	13, Sylven Landesberg vs. Boston College, 2/4/09
Field Goal Attempts:	23, Sylven Landesberg vs. Boston College, 2/4/09
Field Goal Pct.:	1.000 (9-9), Mike Scott vs. Wake Forest, 2/8/12
3-Point Field Goals:	8, Mustapha Farrakhan vs. Howard, 1/4/11
3-Point FG Attempts:	12, Sean Singletary vs. Gonzaga, 1/3/07 12, Sean Singletary vs. Georgia Tech, 2/24/07
3-Point FG Pct.:	1.000 (5-5), Malcolm Brogdon vs. Boston College, 2/3/16 1.000 (5-5), Justin Anderson vs. Tennessee State, 11/25/14 1.000 (4-4), De'Andre Hunter vs. Coppin State, 11/16/18 1.000 (4-4), London Perrantes vs. Miami, 2/26/14 1.000 (4-4), Joe Harris vs. Hampton, 11/26/13
Free Throws Made:	14, Sean Singletary vs. Hampton, 12/16/06 14, Sylven Landesberg vs. Florida State, 1/24/09
Free Throw Attempts:	16, Sean Singletary vs. Hampton, 12/16/06
FT Pct.:	1.000 (14-14), Sylven Landesberg vs. Florida State, 1/24/09 1.000 (12-12), Malcolm Brogdon vs. Villanova, 12/19/15
Assists:	12 by Ty Jerome vs. Virginia Tech, 1/15/19
Steals:	7, Sean Singletary vs. NC State, 2/24/08
Blocks:	5, 7x, last by Jay Huff, 11/13/17

VIRGINIA TEAM

Most Points:	108 vs. Gonzaga, 1/3/07
Fewest Points:	38 vs. Wisconsin, 12/4/13
Most 1st Half:	60 vs. Gonzaga, 1/3/07
Fewest 1st Half:	15 vs. Iowa State, 12/30/10
Most 2nd Half:	57 vs. Arizona, 11/12/06
Fewest 2nd Half:	15 vs. Duke, 2/16/11
Rebounds:	54 vs. UMES, 11/26/06
Field Goals:	43 vs. VMI, 11/16/08
Field Goal Attempts:	82 vs. UNC, 1/15/09
Field Goal Pct.:	.667 (32-48) vs. Howard, 1/4/11
3-Pt. FG:	18 vs. Gonzaga, 1/3/07
3-Pt. FG Attempts:	38 vs. Virginia Tech, 2/10/18
3-Point FG Pct.:	.727 (8-11) vs. North Texas, 11/20/12
Free Throws:	39 vs. Maryland, 1/16/07
FT Attempted:	49 vs. Maryland, 1/16/07
Fewest FT Attempted:	0 vs. Wisconsin, 11/27/17
Free Throw Pct.:	1.000 (19-19) vs. Winthrop, 11/15/11
Assists:	24 vs. Howard, 11/14/07 24 vs. VMI, 11/16/08
Steals:	16 vs. NC State, 2/24/08
Blocks:	12 vs. Longwood, 2/13/07
Most Turnovers:	21 vs. Longwood, 12/7/07 21 vs. Hampton, 12/19/07
Fewest Turnovers:	2 vs. Louisville, 2/7/15

MISCELLANEOUS

Biggest Comeback:	19 points vs. Arizona, 11/12/06
Biggest Lead Given up in a Loss:	14 points vs. Bradley, 3/26/08
Largest Lead:	59 vs. Coppin State, 11/16/18 57 points vs. Grambling State, 11/22/16
Biggest Deficit:	38 points vs. Clemson, 2/7/08
Largest Margin of Victory:	57 vs. Coppin State, 11/16/18 56 points vs. Grambling State, 11/22/16
Largest Margin of Defeat:	31 points vs. Clemson, 2/7/08
Overtime Games (Record):	9 (4-5); Last: 54-48 loss vs. Miami, 2/20/17

OPPONENT PLAYERS

Points:	32, 3x last by DeWayne Jackson, Morgan State, 12/19/12
Most 1st Half Points:	19, DeWayne Jackson, Morgan State, 12/19/12
Most 2nd Half Points:	28, Talor Battle, Penn State, 11/30/09
Rebounds:	16, 2x last by Jamelle Hagins, Delaware, 11/13/12
Field Goals:	13, Elijah Millsap, UAB, 12/30/09
Field Goal Attempts:	24, Malcolm Delaney, Virginia Tech, 1/28/10
Field Goal Pct.:	.875 (7-8), Ahmed Grant, UNC Wilmington, (1/18/10)
3-Point Field Goals:	8, K.C. Rivers, Clemson, 2/7/08
3-Pt. FG Attempts:	15, Malcolm Delaney, Virginia Tech, 2/19/11
3-Pt. FG Pct.:	1.000 (5-5), Tony Dukes, USC Upstate, 11/15/10
Free Throws Made:	15, Tyler Hansbrough, North Carolina, 1/15/09
FT Attempted:	17, Tyler Hansbrough, North Carolina, 1/15/09
FT Pct.:	1.000 (8-8), Tyrese Rice, Boston College, 2/4/09 1.000 (8-8), Sean Mosley, Maryland, 3/6/10 1.000 (7-7), Roy Devyn Marble, Iowa, 3/27/13
Assists:	11, Cliff Hammonds, Clemson, 2/7/08
Steals:	5, Jon Scheyer, Duke, 2/28/10
Blocks:	6, Eric Hall, Radford, 11/21/08

OPPONENT TEAM

Most Points:	97, VMI, 11/16/08
Fewest Points:	27, Harvard, 12/21/14
Most 1st Half:	50, North Carolina, 1/15/09
Fewest 1st Half:	8, Harvard, 12/21/14
Most 2nd Half:	61, Gonzaga, 1/3/07
Fewest 2nd Half:	12, Georgia Tech, 1/22/15
Rebounds:	48, North Carolina, 2/25/12
Field Goals:	37, VMI, 11/16/08
Field Goal Attempts:	79, VMI, 11/16/08
Field Goal Pct.:	.566 (30-53) Liberty, 11/25/08
3-Pt. FG:	16, Clemson, 2/7/08
3-Pt. FG Attempts:	39, Hartford, 12/30/07
3-Point FG Pct.:	.615 (16-26) Clemson, 2/7/08
Free Throws:	26, Boston College, 2/4/09
FT Attempted:	31, Boston College, 2/4/09
Free Throw Pct.:	1.000 (15-15) Iowa, 3/27/13
Assists:	22, Clemson, 2/7/08
Steals:	15, VMI, 11/16/08
Blocks:	10, Radford, 11/21/08 10, North Carolina, 1/15/09
Most Turnovers:	25, NC State, 2/24/08
Fewest Turnovers:	4, Clemson, 1/31/12

RECORD AT JOHN PAUL JONES ARENA

2006-07 to present	217 games - 176-41 (.811)
--------------------	---------------------------

LONGEST WINNING STREAKS

24 games from 2/7/15 vs. Louisville through 11/30/16 vs. Ohio State
21 games from 12/21/13 vs. Northern Iowa through 1/22/15 vs. Georgia Tech

LONGEST ACC WINNING STREAK

21 games from 1/6/13 vs. North Carolina through 1/22/15 vs. Georgia Tech
--

LONGEST LOSING STREAK

4 games from 2/6/10 vs. Wake Forest through 3/6/10 vs. Maryland



2018-19 TV/Radio Roster




0 • KIHEI CLARK
Fr. • G • 5-9 • 155
Woodland Hills, Calif.



1 • FRANCESCO BADOCCHI
R-Fr. • F • 6-7 • 205
Milan, Italy



2 • BRAXTON KEY
Jr. • F • 6-8 • 225
Charlotte, N.C.



5 • KYLE GUY
Jr. • G • 6-2 • 175
Indianapolis, Ind.




10 • JAYDEN NIXON
Fr. • G • 6-3 • 189
Charlottesville, Va.



11 • TY JEROME
Jr. • G • 6-5 • 195
New Rochelle, N.Y.



12 • DE'ANDRE HUNTER
R-So. • G • 6-7 • 225
Philadelphia, Pa.



13 • GRANT KERSEY
Jr. • G • 6-0 • 160
Charlottesville, Va.



22 • FRANCISCO CAFFARO
Fr. • C • 7-0 • 233
Sante Fe, Argentina



23 • KODY STATTMANN
Fr. • G • 6-7 • 187
Queensland, Australia



24 • MARCO ANTHONY
So. • G • 6-4 • 212
San Antonio, Texas



25 • MAMADI DIAKITE
R-Jr. • F • 6-9 • 228
Conakry, Guinea



30 • JAY HUFF
R-So. • F • 7-1 • 232
Durham, N.C.



33 • JACK SALT
R-Sr. • C • 6-10 • 250
Auckland, New Zealand



45 • AUSTIN KATSTRA
So. • F • 6-6 • 217
Charlottesville, Va.



TONY BENNETT
Head Coach
10th Season



JASON WILLIFORD
Associate Head Coach
10th Season



BRAD SODERBERG
Assistant Coach
4th Season



ORLANDO VANDROSS
Assistant Coach
4th Season

Kihei CLARK

G • 5-9 • 155 • Freshman • Woodland Hills, Calif. • Taft Charter

0

2018-19 HIGHLIGHTS

- Played 20 games, starting four
- Finished with four points and game-high six assists in NCAA debut vs. Towson (11/6/18)
- Tallied nine points on three 3FGs vs. Coppin State (11/16/18)
- Scored seven points vs. Middle Tennessee (11/21/18)
- Recorded nine points and five rebounds vs. Dayton (11/22/18)
- Tallied five points, five rebounds and season-high three steals in first career start vs. Wisconsin (11/23/18)
- Broke his left wrist vs. Morgan State (12/3/18)
- Played with a cast on his left wrist and tallied nine points, including a 7 of 7 effort from the free throw line vs. VCU (12/9/18)
- Had successful wrist surgery on Monday, Dec. 10
- Netted five points at Clemson (1/12/19)
- Scored nine points vs. Virginia Tech (1/15/19)
- Tallied season-best 12 points at Notre Dame

2018-19 GAME-BY-GAME

Opponent	GP-GS	FG	3FG	FT	O-D	Reb	A	TO	Blk	Stl	PF	Min	Pts
Towson	1-0	2-4	0-2	0-0	0-1	1	6	1	0	1	3	24	4
George Washington	2-0	1-3	0-2	0-0	0-2	2	3	1	0	0	1	16	2
Coppin State	3-0	3-8	3-7	0-0	0-2	2	2	0	0	0	0	22	9
Middle Tenn.	4-0	3-4	1-1	0-0	0-2	2	1	1	0	1	0	22	7
Dayton	5-0	3-7	2-3	1-2	1-4	5	2	3	0	0	1	30	9
Wisconsin	6-1	1-3	1-1	2-2	0-5	5	2	0	0	3	0	37	5
at Maryland	7-2	1-4	0-2	2-4	1-1	2	4	0	0	2	3	35	4
Morgan State	8-3	1-5	0-4	1-1	0-2	2	2	0	0	1	0	25	3
VCU	9-4	1-5	0-1	7-7	0-2	2	4	3	0	2	3	3	9
at South Carolina	10-4	1-4	0-1	0-0	0-0	0	2	0	0	0	1	24	2
William & Mary	11-4	0-3	0-1	2-2	0-1	1	1	0	0	0	2	27	2
Marshall	12-4	1-5	1-3	2-3	0-2	2	2	4	0	1	3	28	5
Florida State	13-4	0-2	0-0	0-0	1-0	1	1	1	0	1	0	19	0
at Boston College	14-4	0-2	0-2	0-0	0-0	0	4	2	0	0	3	19	0
at Clemson	15-4	1-4	1-2	2-2	1-0	1	1	0	0	0	2	20	5
Virginia Tech	16-4	3-6	3-5	0-0	0-2	2	1	1	0	1	1	30	9
at Duke	17-4	1-2	0-0	0-0	0-1	1	1	2	0	1	2	18	2
Wake Forest	18-4	0-2	0-2	0-0	0-0	0	1	0	0	0	4	17	0
at Notre Dame	19-4	4-9	2-4	2-2	0-1	1	1	0	0	1	0	28	12
at NC State	20-4	0-2	0-0	0-0	0-1	1	1	0	0	0	0	22	0

CAREER HIGHS

Points	12 at Notre Dame (1/26/19)
FGs	4 at Notre Dame (1/26/19)
3FGs	3, 2x - last vs. Virginia Tech (1/15/19)
FTs	7 vs. VCU (12/9/18)
Rebounds	5, 2x - last vs. Wisconsin (11/23/18)
Assists	6 vs. Towson (11/6/18)
Turnovers	4 vs. Marshall (12/31/18)
Blocks	N/A
Steals	3 vs. Wisconsin (11/23/18)
Minutes	37 vs. Wisconsin (11/23/18)

SEASON HIGHS

Points	12 at Notre Dame (1/26/19)
FGs	4 at Notre Dame (1/26/19)
3FGs	3, 2x - last vs. Virginia Tech (1/15/19)
FTs	7 vs. VCU (12/9/18)
Rebounds	5, 2x - last vs. Wisconsin (11/23/18)
Assists	6 vs. Towson (11/6/18)
Turnovers	4 vs. Marshall (12/31/18)
Blocks	N/A
Steals	3 vs. Wisconsin (11/23/18)
Minutes	37 vs. Wisconsin (11/23/18)

Francesco BADOCCHI

F • 6-7 • 205 • R-Freshman • Milan, Italy • Bishop Miege (Kan.)

1

2018-19 HIGHLIGHTS

- Played seven games
- Made his UVA debut against William & Mary (12/22/18)
- Tallied two points and one rebound vs. Marshall (12/31/18)
- Scored two points vs. Florida State (1/5/19)

2018-19 GAME-BY-GAME

Opponent	GP-GS	FG	3FG	FT	O-D	Reb	A	TO	Blk	Stl	PF	Min	Pts
Towson	DNP												
George Washington	DNP												
Coppin State	DNP												
Middle Tenn.	DNP												
Dayton	DNP												
Wisconsin	DNP												
at Maryland	DNP												
Morgan State	DNP												
VCU	DNP												
at South Carolina	DNP												
William & Mary	1-0	0-1	0-0	0-0	1-1	2	0	0	0	0	1	3	0
Marshall	2-0	1-1	0-0	0-0	1-0	1	0	0	0	0	1	3	2
Florida State	3-0	1-1	0-0	0-0	0-0	0	0	0	0	0	0	3	2
at Boston College	4-0	0-0	0-0	0-0	0-0	0	0	0	0	0	0	2	0
at Clemson	DNP												
Virginia Tech	5-0	0-0	0-0	0-0	0-0	0	0	0	0	0	0	1	0
at Duke	DNP												
Wake Forest	6-0	0-0	0-0	0-0	0-0	0	0	0	0	0	0	3	0
at Notre Dame	7-0	0-1	0-1	0-0	1-1	2	0	0	0	0	0	4	0
at NC State	DNP												

CAREER HIGHS

Points	2, 2x - last vs. Florida State (1/5/19)
FGs	1, 2x - last vs. Florida State (1/5/19)
3FGs	
FTs	
Rebounds	2 vs. William & Mary (12/22/18)
Assists	
Turnovers	
Blocks	
Steals	
Minutes	3, 3x - last vs. Florida State (1/5/19)

SEASON HIGHS

Points	2, 2x - last vs. Florida State (1/5/19)
FGs	1, 2x - last vs. Florida State (1/5/19)
3FGs	
FTs	
Rebounds	2 vs. William & Mary (12/22/18)
Assists	
Turnovers	
Blocks	
Steals	
Minutes	3, 3x - last vs. Florida State (1/5/19)

Braxton KEY

G • 6-8 • 225 • Junior • Charlotte, N.C. • Oak Hill Academy [Alabama]

2

2018-19 HIGHLIGHTS

- Played 20 games, starting five
- Tallied seven points and nine rebounds in Virginia debut vs. Towson (11/6/18)
- Scored seven points with a game-high seven rebounds vs. Coppin State (11/16/18)
- Recorded season-high 13 points and seven rebounds vs. Middle Tennessee (11/21/18)
- Tied a career high with four steals vs. Dayton (11/22/18)
- Finished with a game-high nine rebounds vs. Morgan State (12/3/18)
- Scored nine points (3-3 FGs & 3-3 FTs) vs. William & Mary (12/22/18)
- Registered seven points and eight rebounds vs. Marshall (12/31/18)
- Scored season-high 20 points vs. Florida State (1/5/19)
- Tallied nine points and matched a season-high with nine rebounds at Boston College (1/9/19)
- Had seven points and eight rebounds at Clemson (1/12/19)
- Tallied 11 points and six rebounds at Duke (1/19/19)

2018-19 GAME-BY-GAME

Opponent	GP-GS	FG	3FG	FT	O-D	Reb	A	TO	Blk	Stl	PF	Min	Pts
Towson	1-1	3-8	1-3	0-0	4-5	9	1	0	1	1	2	29	7
George Washington	2-2	2-5	0-2	1-3	0-2	2	1	1	0	3	3	17	5
Coppin State	3-3	2-4	1-2	2-2	0-6	7	1	0	2	0	1	27	7
Middle Tenn.	4-4	3-8	2-3	5-5	2-5	7	2	1	0	2	3	30	13
Dayton	5-5	1-6	0-3	1-2	1-5	6	2	0	0	4	2	33	3
Wisconsin	6-5	0-4	0-1	0-0	0-0	0	0	0	0	1	1	12	0
at Maryland	7-5	3-4	1-1	3-4	0-1	1	3	0	0	2	1	11	10
Morgan State	8-5	2-3	0-0	2-2	1-8	9	1	3	0	1	3	17	6
VCU	9-5	1-2	1-2	0-0	1-3	4	1	2	0	0	3	12	3
at South Carolina	10-5	2-6	0-2	1-2	3-4	7	0	0	0	0	2	23	5
William & Mary	11-5	3-3	0-0	3-3	2-2	4	0	0	0	0	0	18	9
Marshall	12-5	3-4	0-1	1-2	0-8	8	2	1	0	0	3	23	7
Florida State	13-5	7-11	2-5	4-4	0-6	6	2	1	1	1	1	26	20
at Boston College	14-5	4-5	0-1	1-1	0-9	9	2	0	2	0	0	27	9
at Clemson	15-5	3-5	1-1	0-1	2-6	8	3	1	0	2	1	25	7
Virginia Tech	16-5	3-5	1-2	0-0	0-1	1	2	0	0	0	2	16	7
at Duke	17-5	2-3	0-1	7-8	1-5	6	2	1	1	1	4	20	11
Wake Forest	18-5	1-5	0-3	2-2	1-6	7	1	0	1	1	0	22	4
at Notre Dame	19-5	2-6	0-0	0-0	1-5	6	1	0	0	0	2	17	4
at NC State	20-5	3-8	0-0	2-2	4-4	8	1	2	1	0	1	31	8

CAREER HIGHS

Points	26 at Georgia (1/26/17) *
FGs	8 vs. Florida (1/10/17) *
3FGs	3, 3x - last at Georgia (1/26/17) *
FTs	10 vs. Mississippi State (1/28/17) *
Rebounds	11 vs. Vanderbilt (1/7/17) *
Assists	7 vs. LSU (2/8/17) *
Turnovers	5, 7x - last vs. Richmond (3/14/17) *
Blocks	2, 11x - last at Boston College (1/9/19)
Steals	4, 2x - last vs. Dayton (11/22/18)
Minutes	37, 3x - last vs. Georgia (2/23/17) *

* - as a player at Alabama

SEASON HIGHS

Points	20 vs. Florida State (1/5/19)
FGs	7 vs. Florida State (1/5/19)
3FGs	2, 2x - last vs. Florida State (1/5/19)
FTs	7 at Duke (1/19/19)
Rebounds	9, 3x - last at Boston College (1/9/19)
Assists	3, 2x - last at Clemson (1/12/19)
Turnovers	3 vs. Morgan State (12/3/18)
Blocks	2, 2x, last at Boston College (1/9/19)
Steals	4 vs. Dayton (11/22/18)
Minutes	33 vs. Dayton (11/22/18)

Kyle GUY

G • 6-2 • 175 • Junior • Indianapolis, Ind. • Lawrence Central

5

2018-19 HIGHLIGHTS

- Started 20 games
- Tied for team highs with 20 points and six rebounds vs. George Washington (11/11/18)
- Had a career-high five assists vs. Coppin State (11/16/18)
- Game-high 15 points vs. Middle Tennessee (11/21/18)
- Netted 14 points vs. Dayton (11/22/18)
- Finished with game-high 18 points at Maryland (11/28/18)
- Scored game-high 15 points vs. VCU (12/9/18)
- Drilled five 3-pointers en route to 18 points at South Carolina (12/19/18)
- Had 16 points and seven rebounds vs. William & Mary (12/22/18)
- Recorded career highs in points (30), rebounds (8) and 3-pointers (7) vs. Marshall (12/31/18)
- Scored game-high 21 points, including five 3-pointers, vs. Florida State (1/5/19)
- Set UVA record with 11 consecutive 3-pointers over two-game span (Marshall & Florida State)
- Tallied 10 points and matched career highs in rebounds (8) and assists (5) at Boston College (1/9/19)
- Team-high 13 points at Clemson (1/12/19)
- Recorded 15 points in 35 minutes vs. Virginia Tech (1/15/19)
- Scored 15 points at Notre Dame (1/26/19)

2018-19 GAME-BY-GAME

Opponent	GP-GS	FG	3FG	FT	O-D	Reb	A	TO	Blk	Stl	PF	Min	Pts
Towson	1-1	2-6	1-5	3-4	0-2	2	3	0	0	0	0	31	8
George Washington	2-2	8-15	4-8	0-1	1-5	6	4	1	0	0	4	33	20
Coppin State	3-3	3-5	1-1	0-0	1-5	6	5	0	0	1	0	28	7
Middle Tenn.	4-4	5-14	3-9	2-2	0-2	2	1	4	0	3	1	34	15
Dayton	5-5	5-11	2-6	2-2	2-1	3	1	1	0	0	0	38	14
Wisconsin	6-6	3-10	2-6	1-2	0-3	3	3	2	0	0	1	34	9
at Maryland	7-7	6-14	5-9	1-1	0-3	3	3	0	0	1	1	38	18
Morgan State	8-8	5-8	3-5	2-2	0-1	1	2	3	0	1	1	27	15
VCU	9-9	4-13	1-5	6-7	3-3	6	1	1	0	0	2	37	15
at South Carolina	10-10	6-14	5-11	1-1	1-0	1	0	2	0	0	1	37	18
William & Mary	11-11	5-8	2-5	4-4	1-6	7	1	2	0	0	3	31	16
Marshall	12-12	10-14	7-9	3-3	1-7	8	0	1	0	0	0	26	30
Florida State	13-13	7-11	5-6	4-4	0-5	5	3	1	0	1	1	34	21
at Boston College	14-14	4-9	2-6	0-0	0-8	8	5	1	1	2	1	35	10
at Clemson	15-15	5-15	3-9	0-0	0-3	3	1	1	0	1	1	35	13
Virginia Tech	16-16	5-9	3-5	2-2	1-4	5	1	2	0	0	1	35	15
at Duke	17-17	6-12	2-7	0-0	2-4	6	1	1	0	1	1	38	14
Wake Forest	18-18	3-10	3-7	3-4	0-4	4	3	2	0	2	0	29	12
at Notre Dame	19-19	6-8	3-5	0-0	1-4	5	0	0	0	0	1	31	15
at NC State	20-20	3-11	1-5	3-4	1-5	6	3	2	0	1	1	40	10

CAREER HIGHS

Points	30 vs. Marshall (12/31/18)
FGs	11 at VCU (11/17/17)
3FGs	7 vs. Marshall (12/31/18)
FTs	8 vs. UNCG (11/10/17)
Rebounds	8, 2x - last at Boston College (1/9/19)
Assists	5, 2x - last at Boston College (1/9/19)
Turnovers	4, 2x - last vs. Middle Tenn. (11/21/18)
Blocks	1, 3x - last at Boston College (1/9/19)
Steals	4, 2x - last at Wake Forest (1/21/18)
Minutes	45 vs. Virginia Tech (2/9/18)

SEASON HIGHS

Points	30 vs. Marshall (12/31/18)
FGs	10 vs. Marshall (12/31/18)
3FGs	7 vs. Marshall (12/31/18)
FTs	6 vs. VCU (12/9/18)
Rebounds	8, 2x - last at Boston College (1/9/19)
Assists	5, 2x - last at Boston College (1/9/19)
Turnovers	4 vs. Middle Tenn. (11/21/18)
Blocks	1 at Boston College (1/9/19)
Steals	3 vs. Middle Tenn. (11/21/18)
Minutes	40 at NC State (1/29/19)

Jayden NIXON

G • 6-3 • 189 • Freshman • Charlottesville, Va. • Choate Rosemary Hall (Conn.)

10

2018-19 HIGHLIGHTS

- Has appeared in 10 contests
- Made collegiate debut with one point vs. Towson (11/6/18)
- Scored two points in seven minutes vs. Coppin State (11/16/18)

2018-19 GAME-BY-GAME

Opponent	GP-GS	FG	3FG	FT	O-D	Reb	A	TO	Blk	Stl	PF	Min	Pts
Towson	1-0	0-0	0-0	1-2	0-0	0	0	0	0	0	3	1	
George Washington	2-0	0-1	0-0	0-0	0-0	0	0	0	0	0	2	0	
Coppin State	3-0	1-4	0-1	0-0	0-3	3	0	0	1	1	7	2	
Middle Tenn.	4-0	0-1	0-1	0-0	0-0	0	0	1	0	0	2	0	
Dayton	DNP												
Wisconsin	DNP												
at Maryland	DNP												
Morgan State	5-0	0-1	0-0	1-2	0-0	0	0	0	0	0	3	5	1
VCU	DNP												
at South Carolina	DNP												
William & Mary	6-0	1-1	0-0	0-0	1-2	3	0	0	0	0	4	2	
Marshall	7-0	0-1	0-1	0-0	1-0	1	0	2	0	0	1	2	0
Florida State	8-0	0-0	0-0	0-0	0-0	0	0	1	0	0	2	1	0
at Boston College	DNP												
at Clemson	DNP												
Virginia Tech	DNP												
at Duke	DNP												
Wake Forest	9-0	0-0	0-0	0-0	0-0	0	0	0	0	0	1	1	0
at Notre Dame	10-0	0-0	0-0	0-0	0-0	0	0	0	0	0	1	3	0
at NC State	DNP												

CAREER HIGHS

Points	2 vs. Coppin State (11/16/18)
FGs	1 vs. Coppin State (11/16/18)
3FGs	
FTs	1, 2x - last vs. Morgan State (12/3/18)
Rebounds	3 vs. Coppin State (11/16/18)
Assists	
Turnovers	2 vs. Marshall (1/31/18)
Blocks	1 vs. Coppin State (11/16/18)
Steals	1 vs. Coppin State (11/16/18)
Minutes	7 vs. Coppin State (11/16/18)

SEASON HIGHS

Points	2 vs. Coppin State (11/16/18)
FGs	1 vs. Coppin State (11/16/18)
3FGs	
FTs	1, 2x - last vs. Morgan State (12/3/18)
Rebounds	3 vs. Coppin State (11/16/18)
Assists	
Turnovers	2 vs. Marshall (1/31/18)
Blocks	1 vs. Coppin State (11/16/18)
Steals	1 vs. Coppin State (11/16/18)
Minutes	7 vs. Coppin State (11/16/18)

Ty JEROME

G • 6-5 • 195 • Junior • New Rochelle, N.Y. • Iona Prep

11

2018-19 HIGHLIGHTS

- Started 20 games
- Scored a game-high 20 points and matched a career high with six 3-pointers vs. Towson (11/6/18)
- Led Virginia with 20 points, seven assists, six rebounds and four steals vs. George Washington (11/11/18)
- Scored 15 second-half points vs. Dayton (11/22/18)
- Scored 17 with three rebounds at Maryland (11/28/18)
- Recorded a career-high five steals vs. Morgan State (12/3/18)
- Scored 14 points, including 10 in the last 6:30, to spark comeback win vs. VCU (12/9/18)
- Tallied a game-high 25 points along with seven assists and six rebounds at South Carolina (12/19/18)
- Pulled down a career-best nine rebounds vs. William & Mary (12/22/18)
- Recorded 14 points and four assists vs. Marshall (12/31/18)
- Tallied 13 points, four rebounds and four assists at Boston College (1/9/19)
- Dished out 12 assists to pair with 14 points for a double-double vs. Virginia Tech (1/15/19)
- Tallied 13 points, nine rebounds and six assists at Notre Dame (1/26/19)
- Collected 12 points, six rebounds and six assists at NC State (1/29/19)

2018-19 GAME-BY-GAME

Opponent	GP-GS	FG	3FG	FT	O-D	Reb	A	TO	Blk	Stl	PF	Min	Pts
Towson	1-1	6-10	6-9	2-2	0-3	3	4	2	0	2	1	29	20
George Washington	2-2	7-9	4-5	2-3	0-6	6	7	2	0	4	1	31	20
Coppin State	3-3	4-6	1-2	2-3	0-4	4	6	1	0	2	1	25	11
Middle Tenn.	4-4	2-5	0-2	3-4	0-1	1	3	2	0	0	1	31	7
Dayton	5-5	3-10	2-6	7-10	1-0	1	2	1	0	1	2	27	15
Wisconsin	6-6	5-17	1-6	0-0	1-3	4	5	0	0	3	3	38	11
at Maryland	7-7	6-14	3-7	2-3	2-1	3	1	1	0	1	2	31	17
Morgan State	8-8	3-8	2-5	0-0	0-3	3	5	1	0	5	0	27	8
VCU	9-9	4-13	3-9	3-4	0-8	8	3	1	0	2	1	37	14
at South Carolina	10-10	9-15	3-8	4-4	1-5	6	7	2	0	0	1	36	25
William & Mary	11-11	3-9	1-2	1-2	0-9	9	4	2	0	2	2	29	8
Marshall	12-12	4-9	1-4	5-6	1-2	3	4	5	0	3	3	28	14
Florida State	13-13	2-11	0-4	2-2	1-3	4	6	1	0	0	0	30	6
at Boston College	14-14	4-9	2-5	3-4	1-3	4	4	2	0	1	3	31	13
at Clemson	15-15	3-9	2-4	0-0	0-3	3	5	2	0	1	0	33	8
Virginia Tech	16-16	5-10	4-7	0-0	1-3	4	12	0	0	2	3	34	14
at Duke	17-17	6-13	1-5	1-3	1-3	4	4	1	0	0	2	35	14
Wake Forest	18-18	4-13	2-5	0-0	0-3	3	5	0	0	1	2	34	10
at Notre Dame	19-19	6-10	1-2	0-0	0-9	9	6	0	0	1	3	29	13
at NC State	20-20	5-11	2-4	0-0	0-6	6	6	4	0	1	3	41	12

CAREER HIGHS

Points	31 vs. Boston College (12/30/17)
FGs	11 vs. Boston College (12/30/17)
3FGs	6, 2x - last vs. Towson (11/6/18)
FTs	7 vs. Dayton (11/22/18)
Rebounds	9, 2x - last at Notre Dame (1/26/19)
Assists	12 vs. Virginia Tech (1/15/19)
Turnovers	6 vs. NC State (1/14/18)
Blocks	2 vs. Robert Morris (12/17/16)
Steals	5 vs. Morgan State (12/3/18)
Minutes	43 vs. Virginia Tech (2/9/18)

SEASON HIGHS

Points	25 at South Carolina (12/19/18)
FGs	9 at South Carolina (12/19/18)
3FGs	6 vs. Towson (11/6/18)
FTs	7 vs. Dayton (11/22/18)
Rebounds	9, 2x - last at Notre Dame (1/26/19)
Assists	12 vs. Virginia Tech (1/15/19)
Turnovers	5 vs. Marshall (12/31/18)
Blocks	N/A
Steals	5 vs. Morgan State (12/3/18)
Minutes	41 at NC State (1/29/19)

De'Andre HUNTER

G • 6-7 • 225 • R-Sophomore • Philadelphia, Pa. • Friends' Central School

12

2018-19 HIGHLIGHTS

- Started 20 games
- Finished with 13 points and career-high tying 10 rebounds for second career double-double vs. Towson (11/6/18)
- Recorded 10 points vs. George Washington (11/11/18)
- Tallied a game-high 20 points, including 4-4 3FGs vs. Coppin State (11/16/18)
- Game-high 15 points, eight rebounds and career-high nine assists vs. Middle Tennessee (11/21/18)
- Matched a career high with 23 points vs. Dayton (11/22/18)
- Tallied 20 points and nine rebounds vs. Wisconsin (11/23/18)
- Averaged 19.3 points and 7.7 rebounds en route to ACC Player of the Week for week 3 and Battle 4 Atlantis MVP honors
- Dropped 15 points with four assists at Maryland (11/28/18)
- Scored 15 points on 6-8 shooting in just 20 minutes vs. Morgan State (12/3/18)
- Finished with 18 points with a career-high nine free throws vs. William & Mary (12/22/18)
- Tallied 18 points at Boston College (1/9/19)
- Netted game-high 21 points, matching a career-best 8 FGs vs. Virginia Tech (1/15/19)
- Team-high 18 points at Duke (1/19/19)
- Scored game-high 19 points along with seven rebounds at Notre Dame (1/26/19)

2018-19 GAME-BY-GAME

Opponent	GP-GS	FG	3FG	FT	O-D	Reb	A	TO	Blk	Stl	PF	Min	Pts
Towson	1-1	5-12	0-1	3-5	4-6	10	1	0	0	1	3	26	13
George Washington	2-2	5-7	0-0	0-0	1-3	4	0	1	0	0	2	20	10
Coppin State	3-3	7-9	4-4	2-3	0-1	1	3	1	0	3	2	16	20
Middle Tenn.	4-4	5-9	2-5	3-4	2-6	8	9	4	1	1	0	35	15
Dayton	5-5	8-11	1-2	6-6	5-1	6	1	2	0	1	2	39	23
Wisconsin	6-6	8-14	0-3	4-6	1-8	9	0	1	1	0	0	36	20
at Maryland	7-7	6-13	1-3	2-2	3-2	5	4	0	1	0	3	35	15
Morgan State	8-8	6-8	2-3	1-2	0-1	1	1	1	0	0	0	20	15
VCU	9-9	1-6	0-1	7-7	2-2	4	0	2	0	0	5	35	9
at South Carolina	10-10	2-10	0-2	1-1	1-2	3	3	0	0	1	3	23	5
William & Mary	11-11	4-8	1-1	9-10	1-3	4	3	0	0	2	1	31	18
Marshall	12-12	3-5	0-1	5-6	1-4	5	3	0	1	0	3	25	11
Florida State	13-13	2-8	0-1	2-2	1-5	6	1	0	0	0	3	27	6
at Boston College	14-14	6-11	2-3	4-7	2-4	6	2	1	0	0	0	35	18
at Clemson	15-15	4-10	2-4	2-2	0-7	7	1	1	0	0	3	31	12
Virginia Tech	16-16	8-12	1-2	4-4	1-4	5	2	3	0	0	2	36	21
at Duke	17-17	8-14	0-2	2-4	1-3	4	0	1	0	1	3	38	18
Wake Forest	18-18	3-5	1-1	4-5	2-5	7	5	0	1	0	1	34	11
at Notre Dame	19-19	9-15	0-2	1-3	1-6	7	2	0	0	0	1	24	19
at NC State	20-20	4-8	1-1	6-8	1-4	5	4	4	0	0	5	38	15

CAREER HIGHS

Points	23, 2x - last vs. Dayton (11/22/18)
FGs	9 at Notre Dame (1/26/19)
3FGs	4 vs. Coppin State (11/16/18)
FTs	9 vs. William & Mary (12/22/18)
Rebounds	10, 2x - last vs. Towson (11/6/18)
Assists	9 vs. Middle Tennessee (11/21/18)
Turnovers	4, 2x - last at NC State (1/29/19)
Blocks	2, 3x - vs. Wisconsin (11/23/18)
Steals	3 vs. Coppin State (11/16/18)
Minutes	39 vs. Dayton (11/22/18)

SEASON HIGHS

Points	23 vs. Dayton (11/22/18)
FGs	9 at Notre Dame (1/26/19)
3FGs	4 vs. Coppin State (11/16/18)
FTs	9 vs. William & Mary (12/22/18)
Rebounds	10 vs. Towson (11/6/18)
Assists	9 vs. Middle Tennessee (11/21/18)
Turnovers	4, 2x - last at NC State (1/29/19)
Blocks	2 vs. Wisconsin (11/23/18)
Steals	3 vs. Coppin State (11/16/18)
Minutes	39 vs. Dayton (11/22/18)

Grant KERSEY

G • 6-1 • 160 • Junior • Charlottesville, Va. • Albermarle

13

2018-19 HIGHLIGHTS

- Team manager has appeared in eight games
- Made collegiate debut vs. Towson (11/6/18)
- Scored first career points vs. George Washington (11/11/18)
- Scored five points in three minutes vs. Morgan State (12/3/18)
- Netted 3-pointer at the buzzer to give Virginia 100 points vs. Marshall (12/31/18)

2018-19 GAME-BY-GAME

Opponent	GP-GS	FG	3FG	FT	O-D	Reb	A	TO	Blk	Stl	PF	Min	Pts
Towson	1-0	0-0	0-0	0-0	0-0	0	0	0	0	1	0	1	0
George Washington	2-0	0-0	0-0	2-2	0-0	0	0	0	0	0	0	1	2
Coppin State	3-0	1-1	1-1	0-0	0-0	0	0	0	0	0	4	3	
Middle Tenn.	DNP												
Dayton	DNP												
Wisconsin	DNP												
at Maryland	DNP												
Morgan State	4-0	1-1	0-0	3-3	0-0	0	1	0	0	0	3	5	
VCU	DNP												
at South Carolina	DNP												
William & Mary	5-0	0-0	0-0	0-0	0-0	0	0	0	0	0	1	0	
Marshall	6-0	1-1	1-1	0-0	1-0	1	0	1	0	0	2	3	
Florida State	7-0	0-0	0-0	0-0	0-0	0	0	1	0	0	0	1	0
at Boston College	DNP												
at Clemson	DNP												
Virginia Tech	DNP												
at Duke	DNP												
Wake Forest	DNP												
at Notre Dame	8-0	0-0	0-0	0-0	0-1	1	0	0	0	0	1	0	
at NC State	DNP												

CAREER HIGHS

Points	5 vs. Morgan State (12/3/18)
FGs	1, 3x - last vs. Marshall (12/31/18)
3FGs	1, 2x - last vs. Marshall (12/31/18)
FTs	3 vs. Morgan State (12/3/18)
Rebounds	1, 2x - last vs. Notre Dame (1/26/19)
Assists	1 vs. Morgan State (12/3/18)
Turnovers	1, 2x - last vs. Florida State (1/5/19)
Blocks	N/A
Steals	1 vs. Towson (11/6/18)
Minutes	5 vs. Morgan State (12/3/18)

SEASON HIGHS

Points	5 vs. Morgan State (12/3/18)
FGs	1, 3x - last vs. Marshall (12/31/18)
3FGs	1, 2x - last vs. Marshall (12/31/18)
FTs	3 vs. Morgan State (12/3/18)
Rebounds	1, 2x - last vs. Notre Dame (1/26/19)
Assists	1 vs. Morgan State (12/3/18)
Turnovers	1, 2x - last vs. Florida State (1/5/19)
Blocks	N/A
Steals	1 vs. Towson (11/6/18)
Minutes	5 vs. Morgan State (12/3/18)

Kody STATTMAN

G • 6-7 • 187 • Freshman • Queensland, Australia • St. Augustine's College

23

2018-19 HIGHLIGHTS

- Played 13 games
- Made collegiate debut vs. Towson (11/6/18)
- Scored first career points with six points vs. Coppin State (11/16/18)
- Scored nine points and made first career 3-pointer vs. Morgan State (12/3/18)

2018-19 GAME-BY-GAME

Opponent	GP-GS	FG	3FG	FT	O-D	Reb	A	TO	Blk	Stl	PF	Min	Pts
Towson	1-0	0-2	0-2	0-0	0-0	0	1	0	0	0	1	4	0
George Washington	2-0	0-0	0-0	0-0	0-1	1	0	1	0	0	1	3	0
Coppin State	3-0	1-2	0-1	4-4	0-2	2	1	0	0	1	0	10	6
Middle Tenn.	4-0	1-2	0-1	0-0	0-1	1	0	0	0	0	0	3	2
Dayton	DNP												
Wisconsin	DNP												
at Maryland	DNP												
Morgan State	5-0	2-4	1-3	4-4	0-1	1	0	0	0	0	1	12	9
VCU	DNP												
at South Carolina	DNP												
William & Mary	6-0	1-3	0-2	0-0	0-1	1	0	0	0	0	0	4	2
Marshall	7-0	1-2	1-2	0-0	0-0	0	0	0	0	0	0	6	3
Florida State	8-0	0-0	0-0	0-1	0-1	1	0	2	0	0	2	3	0
at Boston College	9-0	1-1	1-1	0-0	0-1	1	0	0	0	0	0	2	3
at Clemson	10-0	0-0	0-0	0-0	0-1	1	0	0	0	0	0	2	0
Virginia Tech	11-0	0-0	0-0	0-0	0-0	0	0	0	0	0	0	1	0
at Duke	DNP												
Wake Forest	12-0	0-1	0-1	0-0	0-0	0	0	0	0	0	0	2	0
at Notre Dame	13-0	1-2	1-2	0-0	0-0	0	0	0	0	0	0	3	3
at NC State	DNP												

CAREER HIGHS

Points	9 vs. Morgan State (12/3/18)
FGs	2 vs. Morgan State (12/3/18)
3FGs	1, 4x - last at Notre Dame (1/26/19)
FTs	4, 2x - last vs. Morgan State (12/3/18)
Rebounds	2 vs. Coppin State (11/16/18)
Assists	1, 2x - last vs. Coppin State (11/16/18)
Turnovers	2 vs. Florida State (1/5/19)
Blocks	N/A
Steals	1 vs. Coppin State (12/2/18)
Minutes	12 vs. Morgan State (12/3/18)

SEASON HIGHS

Points	9 vs. Morgan State (12/3/18)
FGs	2 vs. Morgan State (12/3/18)
3FGs	1, 4x - last at Notre Dame (1/26/19)
FTs	4, 2x - last vs. Morgan State (12/3/18)
Rebounds	2 vs. Coppin State (11/16/18)
Assists	1, 2x - last vs. Coppin State (11/16/18)
Turnovers	2 vs. Florida State (1/5/19)
Blocks	N/A
Steals	1 vs. Coppin State (12/2/18)
Minutes	12 vs. Morgan State (12/3/18)

Marco ANTHONY

G • 6-4 • 212 • Sophomore • San Antonio, Texas • Holmes

24

2018-19 HIGHLIGHTS

- Played 16 games
- Recorded five points vs. Towson (11/6/18)
- Finished with two points, two rebounds and career-high tying four assists vs. Coppin State (11/16/18)
- Finished with eight points with career-bests in FTs (4), rebounds (4) and blocks (1) in career-high 20 minutes vs. Morgan State (12/3/18)

2018-19 GAME-BY-GAME

Opponent	GP-GS	FG	3FG	FT	O-D	Reb	A	TO	Blk	Stl	PF	Min	Pts
Towson	1-0	2-3	1-1	0-1	0-1	1	1	0	0	0	2	8	5
George Washington	2-0	0-0	0-0	0-0	0-0	0	1	0	0	0	0	12	0
Coppin State	3-0	1-3	0-1	0-0	0-2	2	4	0	0	0	0	17	2
Middle Tenn.	4-0	0-0	0-0	0-0	0-1	1	0	0	0	0	1	3	0
Dayton	DNP												
Wisconsin	DNP												
at Maryland	5-0	0-1	0-0	0-0	0-1	1	1	0	0	0	0	6	0
Morgan State	6-0	2-4	0-2	4-4	0-4	4	1	2	1	0	1	20	8
VCU	7-0	0-0	0-0	0-0	0-0	0	0	0	0	0	0	2	0
at South Carolina	8-0	0-1	0-0	0-0	0-0	0	0	0	0	0	0	2	0
William & Mary	9-0	0-1	0-0	0-0	0-0	0	1	1	0	0	1	7	2
Marshall	10-0	0-2	0-0	0-0	0-0	0	1	0	0	0	0	5	0
Florida State	11-0	0-0	0-0	2-2	0-0	0	0	2	0	0	0	3	2
at Boston College	12-0	0-1	0-0	0-0	0-0	0	0	0	0	0	0	2	0
at Clemson	13-0	0-2	0-1	0-0	0-0	0	0	0	0	0	0	3	0
Virginia Tech	14-0	0-1	0-1	0-0	0-0	0	0	0	0	0	0	1	0
at Duke	DNP												
Wake Forest	15-0	0-0	0-0	1-2	0-0	0	0	1	0	0	0	3	1
at Notre Dame	16-0	0-1	0-0	0-0	0-1	1	0	0	0	0	0	4	0
at NC State	DNP												

CAREER HIGHS

Points	10 vs. Louisville (1/31/18)
FGs	4 vs. Louisville (1/31/18)
3FGs	2 vs. Louisville (1/31/18)
FTs	4 vs. Morgan State (12/3/18)
Rebounds	4 vs. Morgan State (12/3/18)
Assists	4, 2x - last vs. Coppin State (11/16/18)
Turnovers	2, 3x - last vs. Florida State (1/5/19)
Blocks	1, 3x - last vs. Morgan State (12/3/18)
Steals	2 vs. Savannah State (12/19/17)
Minutes	20 vs. Morgan State (12/3/18)

SEASON HIGHS

Points	8 vs. Morgan State (12/3/18)
FGs	2, 2x - last vs. Morgan State (12/3/18)
3FGs	1 vs. Towson (11/6/18)
FTs	4 vs. Morgan State (12/3/18)
Rebounds	4 vs. Morgan State (12/3/18)
Assists	4 vs. Coppin State (11/16/18)
Turnovers	2, 2x - last vs. Florida State (1/5/19)
Blocks	1 vs. Morgan State (12/3/18)
Steals	N/A
Minutes	20 vs. Morgan State (12/3/18)

Mamadi DIAKITE

F • 6-9 • 228 • R-Junior • Conakry, Guinea, Africa • Blue Ridge School

25

2018-19 HIGHLIGHTS

- Played 20 games, starting 14
- Had two points and two rebounds vs. Towson (11/6/18)
- Scored 10 points vs. George Washington (11/11/18)
- Netted a career-high 18 points vs. Coppin State (11/16/18)
- Recorded six points, five rebounds and one block vs. VCU (12/9/18)
- Scored 10 points at South Carolina (12/19/18)
- Dished out career-best two assists and six boards vs. William & Mary (12/22/18)
- Tallied nine points and career-best three steals vs. Marshall (12/31/18)
- Matched a career high with 18 points at Boston College (1/9/19)
- Scored 11 points, including UVA's first seven, and matched a career high with seven rebounds vs. Wake Forest (1/22/19)
- Tallied 10 points and matched career highs in blocked shots (4) and rebounds (7) at Notre Dame (1/26/19)

2018-19 GAME-BY-GAME

Opponent	GP-GS	FG	3FG	FT	O-D	Reb	A	TO	Blk	Stl	PF	Min	Pts
Towson	1-0	1-3	0-2	0-0	0-2	2	1	0	0	0	3	16	2
George Washington	2-0	5-8	0-1	0-0	2-1	3	0	2	2	0	3	17	10
Coppin State	3-1	7-9	2-2	2-2	2-1	3	1	2	2	0	2	22	18
Middle Tenn.	4-2	4-7	0-0	0-0	0-2	2	0	0	0	0	3	17	8
Dayton	5-3	0-2	0-0	0-0	1-0	1	0	0	0	0	3	8	0
Wisconsin	6-3	2-2	0-0	2-2	0-2	2	0	1	0	1	0	17	6
at Maryland	7-3	0-2	0-0	0-0	0-1	1	1	1	0	0	4	10	0
Morgan State	8-3	1-3	0-0	1-1	0-3	3	1	2	1	0	2	13	3
VCU	9-3	2-4	0-0	2-2	2-3	5	0	1	1	0	1	22	6
at South Carolina	10-4	5-6	0-0	0-1	1-4	5	1	1	1	1	4	22	10
William & Mary	11-5	3-5	0-0	0-0	0-6	6	2	0	1	0	2	24	6
Marshall	12-6	4-6	1-1	0-0	2-2	4	0	1	2	3	0	21	9
Florida State	13-7	2-6	0-0	2-3	1-3	4	0	1	1	1	2	25	6
at Boston College	14-8	9-12	0-0	0-0	3-4	7	0	1	2	1	3	25	18
at Clemson	15-9	0-2	0-0	0-0	1-4	5	0	1	1	0	2	19	0
Virginia Tech	16-10	2-4	0-1	0-0	2-1	3	0	0	1	0	1	16	4
at Duke	17-11	1-5	0-2	0-0	0-1	1	0	0	1	0	4	17	2
Wake Forest	18-12	4-9	0-0	3-3	6-1	7	0	0	1	0	1	22	11
at Notre Dame	19-13	4-6	1-1	1-2	2-5	7	0	1	4	0	0	21	10
at NC State	20-14	4-7	0-0	0-0	3-2	5	0	0	4	0	3	20	8

CAREER HIGHS

Points	18, 2x - last at Boston College (1/9/19)
FGs	9 at Boston College (1/9/19)
3FGs	2, 2x - last vs. Coppin State (11/16/18)
FTs	4 vs. Louisville (1/31/18)
Rebounds	7, 3x - last at Notre Dame (1/26/19)
Assists	2 vs. William & Mary (12/22/18)
Turnovers	4 vs. Wisconsin (11/28/17)
Blocks	4, 3x - last at NC State (1/29/19)
Steals	3 vs. Marshall (12/31/18)
Minutes	29, 2x - last at West Virginia (12/5/17)

SEASON HIGHS

Points	18, 2x - last at Boston College (1/9/19)
FGs	9 at Boston College (1/9/19)
3FGs	2 vs. Coppin State (11/16/18)
FTs	3 vs. Wake Forest (1/22/19)
Rebounds	7, 2x - last at Notre Dame (1/26/19)
Assists	2 vs. William & Mary (12/22/18)
Turnovers	2, 3x - last vs. Morgan State (12/3/18)
Blocks	4, 3x - last at NC State (1/29/19)
Steals	3 vs. Marshall (12/31/18)
Minutes	25, 3x - last at Boston College (1/9/19)

Jay HUFF

F • 7-1 • 232 • R-Sophomore • Durham, N.C. • Voyager Academy

30

2018-19 HIGHLIGHTS

- Played 17 games
- Tallied eight points in eight minutes vs. Towson (11/6/18)
- Scored nine points on 4-5 shooting with four rebounds vs. Coppin State (11/16/18)
- Blocked three shots in 14 minutes vs. Morgan State (12/3/18)
- Registered season-high 14 points and career-high eight rebounds vs. Marshall (12/31/18)
- Tallied five points at Boston College (1/9/19)
- Registered 11 points, seven rebounds and one blocked shot in 10 second half minutes at Clemson (1/12/19)
- Provided seven points and a block vs. Virginia Tech (1/15/19)
- Scored game-high 12 points, including an 8-0 run in the first half vs. Wake Forest (1/22/19)

2018-19 GAME-BY-GAME

Opponent	GP-GS	FG	3FG	FT	O-D	Reb	A	TO	Blk	Stl	PF	Min	Pts
Towson	1-0	3-4	1-1	1-2	1-0	1	0	0	0	0	1	8	8
George Washington	2-0	1-2	0-1	1-2	0-3	3	1	0	1	0	3	16	3
Coppin State	3-0	4-5	1-1	0-1	1-3	4	0	0	0	0	1	16	9
Middle Tenn.	4-0	1-2	0-0	1-2	2-1	3	0	0	2	0	1	7	3
Dayton	5-0	0-0	0-0	0-0	0-1	1	0	1	0	0	0	5	0
Wisconsin	DNP												
at Maryland	DNP												
Morgan State	6-0	1-1	0-0	0-0	0-2	2	0	1	3	0	1	14	2
VCU	7-0	0-0	0-0	0-0	0-0	0	0	0	0	0	1	2	0
at South Carolina	DNP												
William & Mary	8-0	1-2	1-1	0-0	0-1	1	0	1	0	0	1	5	3
Marshall	9-0	4-8	0-2	6-6	5-3	8	2	1	2	0	4	13	14
Florida State	10-0	0-0	0-0	0-0	0-0	0	0	0	1	0	2	5	0
at Boston College	11-0	2-2	1-1	0-0	0-1	1	0	2	0	0	3	6	5
at Clemson	12-0	4-5	1-2	2-4	1-6	7	0	0	1	0	1	10	11
Virginia Tech	13-0	3-3	1-1	0-0	0-2	2	0	0	1	0	0	11	7
at Duke	14-0	2-2	0-0	0-0	0-1	1	0	1	2	0	2	7	4
Wake Forest	15-0	4-6	1-1	3-3	0-2	2	0	0	2	0	2	13	12
at Notre Dame	16-0	1-5	0-2	0-0	1-1	2	1	0	1	0	0	10	2
at NC State	17-0	3-3	0-0	2-3	0-1	1	0	1	1	0	4	15	8

CAREER HIGHS

Points	16 vs. Austin Peay (11/13/17)
FGs	7 vs. Austin Peay (11/13/17)
3FGs	2 vs. Austin Peay (11/13/17)
FTs	6 vs. Marshall (12/31/18)
Rebounds	8 vs. Marshall (12/31/18)
Assists	2, 2x - last vs. Marshall (12/31/18)
Turnovers	2, 2x - last at Boston College (1/9/19)
Blocks	5 vs. Austin Peay (11/13/17)
Steals	N/A
Minutes	24 vs. Austin Peay (11/13/17)

SEASON HIGHS

Points	14 vs. Marshall (12/31/18)
FGs	4, 4x - last vs. Wake Forest (1/22/19)
3FGs	1, 7x - last vs. Wake Forest (1/22/19)
FTs	6 vs. Marshall (12/31/18)
Rebounds	8 vs. Marshall (12/31/18)
Assists	2 vs. Marshall (12/31/18)
Turnovers	2 at Boston College (1/9/19)
Blocks	3 vs. Morgan State (12/3/18)
Steals	N/A
Minutes	16, 2x - last vs. Coppin State (11/16/18)

Jack SALT

C • 6-10 • 250 • R-Senior • Auckland, New Zealand • Westlake

33

2018-19 HIGHLIGHTS

- Played 19 games, starting 17
- Totaled four points and three rebounds vs. George Washington (11/6/18)
- Missed the Coppin State with back stiffness, ending his 70-game starting streak
- Scored a career-high 12 points, including 10 in the second half, and had seven rebounds at Maryland (11/28/18)
- Grabbed seven rebounds vs. VCU (12/9/18)
- Pulled down a season-high nine rebounds at South Carolina (12/19/18)
- Scored seven points at Boston College (1/9/19)
- Tallied seven points and eight rebounds at Clemson (1/12/19)

2018-19 GAME-BY-GAME

Opponent	GP-GS	FG	3FG	FT	O-D	Reb	A	TO	Blk	Stl	PF	Min	Pts
Towson	1-1	1-1	0-0	1-2	2-1	3	0	2	1	0	3	14	3
George Washington	2-2	1-5	0-0	2-2	0-3	3	1	1	0	0	3	21	4
Coppin State	DNP												
Middle Tenn.	3-2	2-3	0-0	0-3	2-2	4	0	0	1	0	1	14	4
Dayton	4-2	1-2	0-0	0-0	1-3	4	0	1	0	0	4	20	2
Wisconsin	5-3	1-4	0-0	0-0	4-1	5	0	1	1	1	4	26	2
at Maryland	6-4	6-7	0-0	0-1	3-4	7	1	0	1	1	3	34	12
Morgan State	7-5	2-3	0-0	2-2	1-3	4	2	0	0	1	2	13	6
VCU	8-6	0-1	0-0	1-3	3-4	7	0	2	1	0	2	20	1
at South Carolina	9-7	1-3	0-0	2-4	2-7	9	2	0	1	1	3	33	4
William & Mary	10-8	3-5	0-0	0-0	2-0	2	0	2	0	0	4	15	6
Marshall	11-9	1-2	0-0	0-0	1-2	3	4	0	0	0	0	16	2
Florida State	12-10	0-2	0-0	2-2	2-3	5	1	0	0	0	2	22	2
at Boston College	13-11	3-3	0-0	1-2	1-1	2	0	1	1	1	3	14	7
at Clemson	14-12	3-5	0-0	1-3	3-5	8	0	2	0	0	3	21	7
Virginia Tech	15-13	2-3	0-0	0-0	3-2	5	0	0	0	0	3	17	4
at Duke	16-14	2-2	0-0	1-2	1-3	4	0	1	0	0	2	28	5
Wake Forest	17-15	3-5	0-0	1-2	2-6	8	0	1	1	1	2	20	7
at Notre Dame	18-16	2-4	0-0	0-0	3-0	3	1	1	0	0	0	20	4
at NC State	19-17	2-2	0-0	1-2	1-3	4	0	2	0	0	5	18	5

CAREER HIGHS

Points	12 at Maryland (11/28/18)
FGs	6 at Maryland (11/28/18)
3FGs	N/A
FTs	4 vs. UNCG (11/10/17)
Rebounds	10 vs. Florida (3/18/17)
Assists	4 vs. Marshall (12/31/18)
Turnovers	3, 2x - last at West Virginia (12/5/17)
Blocks	3 vs. Savannah State (12/19/17)
Steals	2 at Pitt (2/24/18)
Minutes	35 vs. Georgia Tech (1/21/17)

SEASON HIGHS

Points	12 at Maryland (11/28/18)
FGs	6 at Maryland (11/28/18)
3FGs	N/A
FTs	2, 4x - last vs. Florida State (1/5/19)
Rebounds	9 at South Carolina (12/19/18)
Assists	4 vs. Marshall (12/31/18)
Turnovers	2, 4x - last at Clemson (1/12/19)
Blocks	1, 8x - last vs. Wake Forest (1/22/19)
Steals	1, 6x - last vs. Wake Forest (1/22/19)
Minutes	34 at Maryland (11/28/18)

Austin KATSTRA

F • 6-6 • 217 • Sophomore • Charlottesville, Va. • Albemarle

45

2018-19 HIGHLIGHTS

- Has appeared in nine contests
- Awarded a scholarship on 1/13/19
- Scored three points in seven minutes vs. Coppin State (11/16/18)
- Added a 3-pointer and an assist vs. Morgan State (12/3/18)

2018-19 GAME-BY-GAME

Opponent	GP-GS	FG	3FG	FT	O-D	Reb	A	TO	Blk	Stl	PF	Min	Pts
Towson	1-0	1-1	0-0	0-0	0-2	2	1	0	1	0	0	3	2
George Washington	2-0	0-0	0-0	0-0	0-0	0	0	1	0	0	0	0	2
Coppin State	3-0	1-2	1-2	0-0	0-0	0	1	0	0	0	0	7	3
Middle Tenn.	4-0	0-1	0-1	0-0	0-1	1	0	0	0	0	0	2	0
Dayton	DNP												
Wisconsin	DNP												
at Maryland	DNP												
Morgan State	5-0	1-1	0-0	0-0	0-0	0	1	0	0	0	1	3	2
VCU	DNP												
at South Carolina	DNP												
William & Mary	6-0	0-1	0-1	0-0	0-1	1	0	0	0	0	0	2	0
Marshall	7-0	0-2	0-2	0-0	0-0	0	0	0	0	0	0	2	0
Florida State	8-0	0-0	0-0	0-0	0-0	0	0	0	0	0	1	1	0
at Boston College	DNP												
at Clemson	DNP												
Virginia Tech	DNP												
at Duke	DNP												
Wake Forest	9-0	0-1	0-1	0-0	0	0	0	0	0	0	0	1	0
at Notre Dame	DNP												
at NC State	DNP												

CAREER HIGHS

Points	3, 2x - last vs. Coppin State (11/16/18)
FGs	1, 5x - last vs. Morgan State (12/3/18)
3FGs	1, 2x - last vs. Coppin State (11/16/18)
FTs	1 vs. Hampton (12/22/17)
Rebounds	2 vs. Towson (11/6/18)
Assists	1, 3x - last vs. Coppin State (11/16/18)
Turnovers	1, 2x - last vs. George Washington (11/11/18)
Blocks	1 vs. Towson (11/6/18)
Steals	1 vs. Austin Peay (11/13/17)
Minutes	7 vs. Coppin State (11/16/18)

SEASON HIGHS

Points	3 vs. Coppin State (11/16/18)
FGs	1, 2x - last vs. Morgan State (12/3/18)
3FGs	1 vs. Coppin State (11/16/18)
FTs	N/A
Rebounds	2 vs. Towson (11/6/18)
Assists	1, 3x - last vs. Coppin State (11/16/18)
Turnovers	1 vs. George Washington (11/11/18)
Blocks	1 vs. Towson (11/6/18)
Steals	N/A
Minutes	7 vs. Coppin State (11/16/18)



2018-19 Virginia Basketball
Virginia Combined Team Statistics (as of Jan 29, 2019)
All games



RECORD:	OVERALL	HOME	AWAY	NEUTRAL
ALL GAMES	19-1	10-0	6-1	3-0
CONFERENCE	7-1	3-0	4-1	0-0
NON-CONFERENCE	12-0	7-0	2-0	3-0

#	Player	gp-gs	min	avg	Total		3-Point		F-Throw		Rebounds				pf	dq	a	to	blk	stl	pts	avg
					fg-fga	fg%	3fg-fga	3fg%	ft-fa	ft%	off	def	tot	avg								
05	Kyle Guy	20-20	669	33.5	101-217	.465	58-129	.450	35-41	.854	15	75	90	4.5	21	0	41	27	1	14	295	14.8
12	De'Andre Hunter	20-20	608	30.4	104-195	.533	18-42	.429	68-87	.782	30	77	107	5.4	42	2	45	22	5	10	294	14.7
11	Ty Jerome	20-20	634	31.7	91-211	.431	41-101	.406	37-50	.740	10	78	88	4.4	31	0	99	32	0	32	260	13.0
02	Braxton Key	20-5	436	21.8	50-105	.476	10-33	.303	35-43	.814	25	91	116	5.8	37	0	23	12	8	22	145	7.3
25	Mamadi Diakite	20-14	377	18.9	60-108	.556	4-10	.400	13-16	.813	27	49	76	3.8	45	0	7	17	25	9	137	6.9
30	Jay Huff	17-0	165	9.7	34-50	.680	7-13	.538	16-23	.696	11	28	39	2.3	28	0	4	8	17	1	91	5.4
33	Jack Salt	19-17	386	20.3	36-62	.581	0-0	.000	15-30	.500	37	53	90	4.7	48	1	12	17	8	6	87	4.6
00	Kiheï Clark	20-4	504	25.2	27-84	.321	14-43	.326	21-25	.840	4	29	33	1.7	29	0	41	20	0	15	89	4.5
23	Kody Stattmann	13-0	55	4.2	8-19	.421	4-14	.286	8-9	.889	2	7	9	0.7	5	0	2	3	0	1	28	2.2
01	Grant Kersey	8-0	14	1.8	3-3	1.000	2-2	1.000	5-5	1.000	1	1	2	0.3	0	0	1	2	0	1	13	1.6
24	Marco Anthony	16-0	99	6.2	5-20	.250	1-6	.167	7-9	.778	0	10	10	0.6	5	0	10	6	1	0	18	1.1
45	Austin Katstra	9-0	24	2.7	3-9	.333	1-7	.143	0-0	.000	1	4	5	0.6	4	0	3	1	1	0	7	0.8
10	Jayden Nixon	10-0	32	3.2	2-9	.222	0-3	.000	2-4	.500	2	5	7	0.7	9	0	0	4	1	1	6	0.6
01	Francesco Badocchi	8-0	22	2.8	2-4	.500	0-1	.000	0-0	.000	3	2	5	0.6	2	0	0	0	0	0	4	0.5
Team											20	23	43				4					
Total.....		20	4025		526-1096	.480	160-404	.396	262-342	.766	188	532	720	36.0	306	3	288	175	67	112	1474	73.7
Opponents.....		20	4029		386-1039	.372	100-400	.250	192-305	.630	176	418	594	29.7	333	-	161	232	52	102	1064	53.2

TEAM STATISTICS	VA	OPP	Date	Opponent	Score	Att.
SCORING	1474	1064	11/06/18	TOWSON	w 73-42	13807
Points per game	73.7	53.2	11/11/18	GEORGE WASHINGTON	w 76-57	13574
Scoring margin	+20.5	-	11/16/18	COPPIN ST.	w 97-40	13971
FIELD GOALS-ATT	526-1096	386-1039	! 11/21/18	vs Middle Tennessee	w 74-52	1115
Field goal pct	.480	.372	! 11/22/18	vs Dayton	w 66-59	2258
3 POINT FG-ATT	160-404	100-400	! 11/23/18	vs Wisconsin	w 53-46	2249
3-point FG pct	.396	.250	11/28/18	at Maryland	w 76-71	17950
3-pt FG made per game	8.0	5.0	12/03/18	MORGAN ST.	w 83-45	13397
FREE THROWS-ATT	262-342	192-305	12/09/18	VCU	w 57-49	13648
Free throw pct	.766	.630	12/19/18	at South Carolina	w 69-52	12291
F-Throws made per game	13.1	9.6	12/22/18	WILLIAM & MARY	w 72-40	14623
REBOUNDS	720	594	12/31/18	MARSHALL	w 100-64	14623
Rebounds per game	36.0	29.7	* 01/05/19	FLORIDA ST.	w 65-52	14623
Rebounding margin	+6.3	-	* 01/09/19	at Boston College	w 83-56	5738
ASSISTS	288	161	* 01/12/19	at Clemson	w 63-43	9242
Assists per game	14.4	8.1	* 01/15/19	VIRGINIA TECH	w 81-59	14623
TURNOVERS	175	232	* 01/19/19	at Duke	L 70-72	9314
Turnovers per game	8.8	11.6	* 01/22/19	WAKE FOREST	w 68-45	14273
Turnover margin	+2.9	-	* 01/26/19	at Notre Dame	w 82-55	9149
Assist/turnover ratio	1.6	0.7	* 01/29/19	at NC State	Wot 66-65	18211
STEALS	112	102				
Steals per game	5.6	5.1				
BLOCKS	67	52				
Blocks per game	3.4	2.6				
ATTENDANCE	141162	87517				
Home games-Avg/Game	10-14116	7-11699				
Neutral site-Avg/Game	-	3-1874				

! = Battle 4 Atlantis (Nassau, Bahamas)
* = Conference game

Score by Periods	1st	2nd	OT	Totals
Virginia	738	725	11	1474
Opponents	474	580	10	1064



2018-19 Virginia Basketball
 Virginia Combined Team Statistics (as of Jan 29, 2019)
 Conference games



RECORD:	OVERALL	HOME	AWAY	NEUTRAL
ALL GAMES	7-1	3-0	4-1	0-0
CONFERENCE	7-1	3-0	4-1	0-0
NON-CONFERENCE	0-0	0-0	0-0	0-0

#	Player	gp-gs	min	avg	Total		3-Point		F-Throw		Rebounds			pf	dq	a	to	blk	stl	pts	avg	
					fg-fga	fg%	3fg-fga	3fg%	ft-fa	ft%	off	def	tot									avg
12	De'Andre Hunter	8-8	267	33.4	44-83	.530	7-16	.438	25-35	.714	9	38	47	5.9	18	1	17	10	1	1	120	15.0
05	Kyle Guy	8-8	276	34.5	39-85	.459	22-50	.440	10-12	.833	5	37	42	5.3	7	0	17	10	1	8	110	13.8
11	Ty Jerome	8-8	266	33.2	35-86	.407	14-36	.389	6-9	.667	4	33	37	4.6	13	0	48	13	0	7	90	11.3
02	Braxton Key	8-0	185	23.1	25-48	.521	4-13	.308	16-18	.889	9	42	51	6.4	11	0	12	4	5	6	70	8.8
25	Mamadi Diakite	8-8	166	20.8	26-51	.510	1-4	.250	6-8	.750	18	21	39	4.9	18	0	0	6	15	3	59	7.4
30	Jay Huff	8-0	79	9.9	19-26	.731	4-7	.571	7-10	.700	2	14	16	2.0	15	0	1	4	9	0	49	6.1
33	Jack Salt	8-8	158	19.8	17-26	.654	0-0	.000	7-13	.538	16	23	39	4.9	20	1	2	8	2	2	41	5.1
00	Kiheï Clark	8-0	172	21.5	9-29	.310	6-15	.400	4-4	1.000	2	5	7	0.9	12	0	10	7	0	4	28	3.5
23	Kody Stattmann	6-0	13	2.2	2-4	.500	2-3	.667	0-1	.000	0	3	3	0.5	2	0	0	2	0	0	6	1.0
24	Marco Anthony	6-0	16	2.7	0-5	.000	0-2	.000	3-4	.750	0	1	1	0.2	0	0	0	3	0	0	3	0.5
01	Francesco Badocchi	6-0	16	2.7	1-2	.500	0-1	.000	0-0	.000	1	1	2	0.3	0	0	0	0	0	0	2	0.3
45	Austin Katstra	2-0	3	1.5	0-1	.000	0-1	.000	0-0	.000	1	0	1	0.5	1	0	0	0	0	0	0	0.0
10	Jayden Nixon	3-0	6	2.0	0-0	.000	0-0	.000	0-0	.000	0	0	0	0.0	4	0	0	1	0	0	0	0.0
13	Grant Kersey	2-0	2	1.0	0-0	.000	0-0	.000	0-0	.000	0	1	1	0.5	0	0	0	1	0	0	0	0.0
Team											9	10	19				3					
Total.....		8	1625		217-446	.487	60-148	.405	84-114	.737	76	229	305	38.1	121	2	107	72	33	31	578	72.2
Opponents.....		8	1625		157-430	.365	46-181	.254	87-137	.635	74	171	245	30.6	115	-	65	74	20	45	447	55.9

TEAM STATISTICS	VA	OPP	Date	Opponent	Score	Att.
SCORING	578	447	* 01/05/19	FLORIDA ST.	w 65-52	14623
Points per game	72.2	55.9	* 01/09/19	at Boston College	w 83-56	5738
Scoring margin	+16.4	-	* 01/12/19	at Clemson	w 63-43	9242
FIELD GOALS-ATT	217-446	157-430	* 01/15/19	VIRGINIA TECH	w 81-59	14623
Field goal pct	.487	.365	* 01/19/19	at Duke	L 70-72	9314
3 POINT FG-ATT	60-148	46-181	* 01/22/19	WAKE FOREST	w 68-45	14273
3-point FG pct	.405	.254	* 01/26/19	at Notre Dame	w 82-55	9149
3-pt FG made per game	7.5	5.8	* 01/29/19	at NC State	Wot 66-65	18211
FREE THROWS-ATT	84-114	87-137	! = Battle 4 Atlantis (Nassau, Bahamas)			
Free throw pct	.737	.635	* = Conference game			
F-Throws made per game	10.5	10.9				
REBOUNDS	305	245				
Rebounds per game	38.1	30.6				
Rebounding margin	+7.5	-				
ASSISTS	107	65				
Assists per game	13.4	8.1				
TURNOVERS	72	74				
Turnovers per game	9.0	9.3				
Turnover margin	+0.3	-				
Assist/turnover ratio	1.5	0.9				
STEALS	31	45				
Steals per game	3.9	5.6				
BLOCKS	33	20				
Blocks per game	4.1	2.5				
ATTENDANCE	43519	51654				
Home games-Avg/Game	3-14506	5-10331				
Neutral site-Avg/Game	-	0-0				

Score by Periods	1st	2nd	OT	Totals
Virginia	293	274	11	578
Opponents	205	232	10	447



2018-19 Virginia Basketball
Virginia Team Game-by-Game Comparison (as of Jan 29, 2019)
All games



Opponent	1st	2nd	Score	Mar	Total FG	FG Pct	3-Pointers	3FG Pct	Free Throws	FT Pct	Rebounds	Assist	T/Over	Block	Steal	Fouls
TOWSON	28/19	45/23	73-42	+31	26-54/13-41	.481/.317	10-26/4-14	.385/.286	11-18/12-27	.611/.444	35/32 +3	19/0	5/14	3/0	6/3	19/18
GEORGE WASHINGTON	42/17	34/40	76-57	+19	30-55/18-45	.545/.400	8-19/6-18	.421/.333	8-13/15-23	.615/.652	32/25 +7	18/8	12/16	3/2	7/4	22/21
COPPIN ST.	45/17	52/23	97-40	+57	35-58/17-52	.603/.327	15-25/6-24	.600/.250	12-15/0-0	.800/.000	35/25 +10	24/10	4/16	5/0	8/0	8/19
Middle Tennessee	38/25	36/27	74-52	+22	26-56/20-51	.464/.392	8-23/3-13	.348/.231	14-20/9-12	.700/.750	38/26 +12	16/12	13/15	4/4	8/9	11/18
Dayton	27/22	39/37	66-59	+7	21-49/25-46	.429/.543	7-20/5-14	.350/.357	17-22/4-8	.773/.500	30/27 +3	8/12	9/14	0/2	6/6	14/21
Wisconsin	33/18	20/28	53-46	+7	20-54/21-48	.370/.438	4-17/2-11	.235/.182	9-12/2-3	.750/.667	31/33 (2)	10/13	5/13	2/5	9/4	9/11
Maryland	39/30	37/41	76-71	+5	28-59/27-50	.475/.540	10-22/7-17	.455/.412	10-15/10-16	.667/.625	23/35 (12)	15/12	2/14	2/2	7/0	19/16
MORGAN ST.	47/23	36/22	83-45	+38	27-50/14-54	.540/.259	8-22/4-19	.364/.211	21-23/13-16	.913/.813	33/28 +5	17/5	13/16	5/2	9/10	15/21
VCU	29/24	28/25	57-49	+8	13-44/18-61	.295/.295	5-18/6-29	.278/.207	26-30/7-11	.867/.636	38/34 +4	9/7	12/8	2/4	4/2	18/21
South Carolina	33/26	36/26	69-52	+17	26-59/20-55	.441/.364	8-24/3-18	.333/.167	9-13/9-13	.692/.692	33/37 (4)	15/9	5/12	2/4	6/4	15/15
WILLIAM & MARY	34/23	38/17	72-40	+32	24-50/16-49	.480/.327	5-13/2-20	.385/.100	19-21/6-16	.905/.375	42/24 +18	12/3	7/7	1/3	4/4	17/17
MARSHALL	50/25	50/39	100-64	+36	33-62/20-57	.532/.351	12-27/6-22	.444/.273	22-26/18-23	.846/.783	45/23 +22	18/5	16/13	5/4	7/11	18/20
FLORIDA ST.	42/23	23/29	65-52	+13	21-52/15-44	.404/.341	7-16/6-23	.438/.261	16-18/16-27	.889/.593	36/32 +4	12/8	11/15	2/6	4/9	16/19
Boston College	43/31	40/25	83-56	+27	33-55/22-57	.600/.386	8-19/7-25	.421/.280	9-14/5-9	.643/.556	41/21 +20	17/6	11/9	6/0	5/4	16/12
Clemson	27/21	36/22	63-43	+20	23-57/14-54	.404/.259	10-23/3-19	.435/.158	7-12/12-17	.583/.706	46/36 +10	11/5	8/7	2/2	4/7	13/14
VIRGINIA TECH	44/22	37/37	81-59	+22	31-53/19-44	.585/.432	13-24/7-21	.542/.333	6-6/14-17	1000/.824	27/19 +8	18/10	9/9	2/1	4/6	10/10
Duke	32/37	38/35	70-72	(2)	28-53/26-51	.528/.510	3-17/2-14	.176/.143	11-17/18-31	.647/.581	30/32 (2)	8/6	8/8	4/1	4/5	20/18
WAKE FOREST	36/23	32/22	68-45	+23	22-57/17-55	.386/.309	7-21/6-24	.333/.250	17-21/5-7	.810/.714	41/37 +4	14/10	7/11	6/3	6/5	15/18
Notre Dame	42/25	40/30	82-55	+27	35-67/22-61	.522/.361	8-18/8-29	.444/.276	4-7/3-8	.571/.375	45/33 +12	12/10	2/7	5/3	2/1	9/8
NC State	27/23	28/32	66-65	+1	24-52/22-64	.462/.344	4-10/7-26	.400/.269	14-19/14-21	.737/.667	39/35 +4	15/10	16/8	6/4	2/8	22/16

Note: Game totals are displayed in the format TEAM/OPPONENT for each category



2018-19 Virginia Basketball
Virginia Points-Rebounds-Assists (as of Jan 29, 2019)
All games



Opponent	Date	Score		00 CLARK,KIHE	01 BADOCCHI,F	02 KEY,BRAXTO	05 GUY,KYLE	10 NIXON,JAYD	11 JEROME,TY	12 HUNTER,DE'
TOWSON	11/06/18	73-42	w	4-1-6	DNP	7-9-1	8-2-3	1-0-0	20-3-4	13-10-1
GEORGE WASHINGTON	11/11/18	76-57	w	2-2-3	DNP	5-3-1	20-6-4	0-0-0	20-6-7	10-4-0
COPPIN ST.	11/16/18	97-40	w	9-2-2	DNP	7-7-1	7-6-5	2-3-0	11-4-6	20-1-3
vs Middle Tennessee	11/21/18	74-52	w	7-2-1	DNP	13-7-2	15-2-1	0-0-0	7-1-3	15-8-9
vs Dayton	11/22/18	66-59	w	9-5-2	DNP	3-6-2	14-3-1	DNP	15-1-2	23-6-1
vs Wisconsin	11/23/18	53-46	w	5-5-2	DNP	0-0-0	9-3-3	DNP	11-4-5	20-9-0
at Maryland	11/28/18	76-71	w	4-2-4	DNP	10-1-0	18-3-3	DNP	17-3-1	15-5-4
MORGAN ST.	12/03/18	83-45	w	3-2-2	DNP	6-9-1	15-1-2	1-0-0	8-3-5	15-1-1
VCU	12/09/18	57-49	w	9-2-4	DNP	3-4-1	15-6-1	DNP	14-8-3	9-4-0
at South Carolina	12/19/18	69-52	w	2-0-2	DNP	5-7-0	18-1-0	DNP	25-6-7	5-3-3
WILLIAM & MARY	12/22/18	72-40	w	2-1-1	0-2-0	9-4-0	16-7-1	2-3-0	8-9-4	18-4-3
MARSHALL	12/31/18	100-64	w	5-2-2	2-1-0	7-8-2	30-8-0	0-1-0	14-3-4	11-5-3
FLORIDA ST.	01/05/19	65-52	w	0-1-1	2-0-0	20-6-0	21-5-3	0-0-0	6-4-6	6-6-1
at Boston College	01/09/19	83-56	w	0-0-4	0-0-0	9-9-2	10-8-5	DNP	13-4-4	18-6-2
at Clemson	01/12/19	63-43	w	5-1-1	0-0-0	7-8-3	13-3-1	DNP	8-3-5	12-7-1
VIRGINIA TECH	01/15/19	81-59	w	9-2-1	0-0-0	7-1-2	15-5-1	DNP	14-4-12	21-5-2
at Duke	01/19/19	70-72	L	2-1-1	DNP	11-6-2	14-6-1	DNP	14-4-4	18-4-0
WAKE FOREST	01/22/19	68-45	w	0-0-0	0-0-0	4-7-1	12-4-3	0-0-0	10-3-5	11-7-5
at Notre Dame	01/26/19	82-55	w	12-1-1	0-2-0	4-6-1	15-5-0	0-0-0	13-9-6	19-7-2
at NC State	01/29/19	66-65	w	0-1-1	DNP	8-8-1	10-6-3	DNP	12-6-6	15-5-4

Opponent	Date	Score		13 KERSEY,GRA	23 STATTMANN,	24 ANTHONY,MA	25 DIAKITE,MA	30 HUFF,JAY	33 SALT,JACK	45 KATSTRA,AU
TOWSON	11/06/18	73-42	w	0-0-0	0-0-1	5-1-1	2-2-1	8-1-0	3-3-0	2-2-1
GEORGE WASHINGTON	11/11/18	76-57	w	2-0-0	0-1-0	0-0-1	10-3-0	3-3-1	4-3-1	0-0-0
COPPIN ST.	11/16/18	97-40	w	3-0-0	6-2-1	2-2-4	18-3-1	9-4-0	DNP	3-0-1
vs Middle Tennessee	11/21/18	74-52	w	DNP	2-1-0	0-1-0	8-2-0	3-3-0	4-4-0	0-1-0
vs Dayton	11/22/18	66-59	w	DNP	DNP	DNP	0-1-0	0-1-0	2-4-0	DNP
vs Wisconsin	11/23/18	53-46	w	DNP	DNP	DNP	6-2-0	DNP	2-5-0	DNP
at Maryland	11/28/18	76-71	w	DNP	DNP	0-1-1	0-1-1	DNP	12-7-1	DNP
MORGAN ST.	12/03/18	83-45	w	5-0-1	9-1-0	8-4-1	3-3-1	2-2-0	6-4-2	2-0-1
VCU	12/09/18	57-49	w	DNP	DNP	0-0-0	6-5-0	0-0-0	1-7-0	DNP
at South Carolina	12/19/18	69-52	w	DNP	DNP	0-0-0	10-5-1	DNP	4-9-2	DNP
WILLIAM & MARY	12/22/18	72-40	w	0-0-0	2-1-0	0-0-1	6-6-2	3-1-0	6-2-0	0-1-0
MARSHALL	12/31/18	100-64	w	3-1-0	3-0-0	0-0-1	9-4-0	14-8-2	2-3-4	0-0-0
FLORIDA ST.	01/05/19	65-52	w	0-0-0	0-1-0	2-0-0	6-4-0	0-0-0	2-5-1	0-0-0
at Boston College	01/09/19	83-56	w	DNP	3-1-0	0-0-0	18-7-0	5-1-0	7-2-0	DNP
at Clemson	01/12/19	63-43	w	DNP	0-1-0	0-0-0	0-5-0	11-7-0	7-8-0	DNP
VIRGINIA TECH	01/15/19	81-59	w	DNP	0-0-0	0-0-0	4-3-0	7-2-0	4-5-0	DNP
at Duke	01/19/19	70-72	L	DNP	DNP	DNP	2-1-0	4-1-0	5-4-0	DNP
WAKE FOREST	01/22/19	68-45	w	DNP	0-0-0	1-0-0	11-7-0	12-2-0	7-8-0	0-1-0
at Notre Dame	01/26/19	82-55	w	0-1-0	3-0-0	0-1-0	10-7-0	2-2-1	4-3-1	DNP
at NC State	01/29/19	66-65	w	DNP	DNP	DNP	8-5-0	8-1-0	5-4-0	DNP



2018-19 Virginia Basketball
Virginia Game-by-Game Highs (as of Jan 29, 2019)
All games



Opponent	Date	Score	Points	Rebounds	Assists	Steals	Blocked shots
TOWSON	11/06/18	73-42	20-Ty Jerome	10-De'Andre Hunter	6-Kihe Clark	2-Ty Jerome	1-Austin Katstra Jack Salt Braxton Key
GEORGE WASHINGTON	11/11/18	76-57	20-Ty Jerome Kyle Guy	6-Kyle Guy Ty Jerome	7-Ty Jerome	4-Ty Jerome	2-Mamadi Diakite
COPPIN ST.	11/16/18	97-40	20-De'Andre Hunter	7-Braxton Key	6-Ty Jerome	3-De'Andre Hunter	2-Braxton Key Mamadi Diakite
vs Middle Tennessee	11/21/18	74-52	15-Kyle Guy De'Andre Hunter	8-De'Andre Hunter	9-De'Andre Hunter	3-Kyle Guy	2-Jay Huff
vs Dayton	11/22/18	66-59	23-De'Andre Hunter	6-Braxton Key De'Andre Hunter	2-Ty Jerome Kihe Clark Braxton Key	4-Braxton Key	None
vs Wisconsin	11/23/18	53-46	20-De'Andre Hunter	9-De'Andre Hunter	5-Ty Jerome	3-Ty Jerome Kihe Clark	1-De'Andre Hunter Jack Salt
at Maryland	11/28/18	76-71	18-Kyle Guy	7-Jack Salt	4-De'Andre Hunter Kihe Clark	2-Braxton Key Kihe Clark	1-De'Andre Hunter Jack Salt
MORGAN ST.	12/03/18	83-45	15-De'Andre Hunter Kyle Guy	9-Braxton Key	5-Ty Jerome	5-Ty Jerome	3-Jay Huff
VCU	12/09/18	57-49	15-Kyle Guy	8-Ty Jerome	4-Kihe Clark	2-Ty Jerome Kihe Clark	1-Jack Salt Mamadi Diakite
at South Carolina	12/19/18	69-52	25-Ty Jerome	9-Jack Salt	7-Ty Jerome	2-Mamadi Diakite Braxton Key	1-Mamadi Diakite Jack Salt
WILLIAM & MARY	12/22/18	72-40	18-De'Andre Hunter	9-Ty Jerome	4-Ty Jerome	2-De'Andre Hunter Ty Jerome	1-Mamadi Diakite
MARSHALL	12/31/18	100-64	30-Kyle Guy	8-Jay Huff Braxton Key Kyle Guy	4-Ty Jerome Jack Salt	3-Ty Jerome Mamadi Diakite	2-Mamadi Diakite Jay Huff
FLORIDA ST.	01/05/19	65-52	21-Kyle Guy	6-De'Andre Hunter Braxton Key	6-Ty Jerome	1-Kihe Clark Braxton Key Mamadi Diakite Kyle Guy	1-Mamadi Diakite Jay Huff
at Boston College	01/09/19	83-56	18-Mamadi Diakite De'Andre Hunter	9-Braxton Key	5-Kyle Guy	2-Kyle Guy	2-Mamadi Diakite Braxton Key
at Clemson	01/12/19	63-43	13-Kyle Guy	8-Jack Salt Braxton Key	5-Ty Jerome	2-Braxton Key	1-Jay Huff Mamadi Diakite
VIRGINIA TECH	01/15/19	81-59	21-De'Andre Hunter	5-Kyle Guy Jack Salt De'Andre Hunter	12-Ty Jerome	2-Ty Jerome	1-Mamadi Diakite Jay Huff
at Duke	01/19/19	70-72	18-De'Andre Hunter	6-Braxton Key Kyle Guy	4-Ty Jerome	1-Kihe Clark Kyle Guy De'Andre Hunter Braxton Key	2-Jay Huff
WAKE FOREST	01/22/19	68-45	12-Kyle Guy Jay Huff	8-Jack Salt	5-De'Andre Hunter Ty Jerome	2-Kyle Guy	2-Jay Huff
at Notre Dame	01/26/19	82-55	19-De'Andre Hunter	9-Ty Jerome	6-Ty Jerome	1-Kihe Clark Ty Jerome	4-Mamadi Diakite
at NC State	01/29/19	66-65	15-De'Andre Hunter	8-Braxton Key	6-Ty Jerome	1-Kyle Guy Ty Jerome	4-Mamadi Diakite



Individual Career History



Marco Anthony

Season	gp-gs	min/avg	Total		3-Point		F-Throws		Rebounds				Scoring							
			fg-fga	pct	fg-fga	pct	ft-fta	pct	off	def	tot	avg	pf	fo	ast	to	blk	stl	pts	avg
2017-18	13-0	103/7.9	10-28	.357	5-13	.385	1-3	.333	1	12	13	1.0	5	0	9	6	2	2	26	2.0
2018-19	16-0	99/6.2	5-20	.250	1-6	.167	7-9	.778	0	10	10	0.6	5	0	10	6	1	0	18	1.1
TOTAL	29-0	202/7.0	15-48	.313	6-19	.316	8-12	.667	1	22	23	0.8	10	0	19	12	3	2	44	1.5

Francesco Badocchi

Season	gp-gs	min/avg	Total		3-Point		F-Throws		Rebounds				Scoring							
			fg-fga	pct	fg-fga	pct	ft-fta	pct	off	def	tot	avg	pf	fo	ast	to	blk	stl	pts	avg
2018-19	8-0	22/2.8	2-4	.500	0-1	.000	0-0	.000	3	2	5	0.6	2	0	0	0	0	0	4	0.5
TOTAL	8-0	22/2.8	2-4	.500	0-1	.000	0-0	.000	3	2	5	0.6	2	0	0	0	0	0	4	0.5

Francisco Caffaro

Kihei Clark

Season	gp-gs	min/avg	Total		3-Point		F-Throws		Rebounds				Scoring							
			fg-fga	pct	fg-fga	pct	ft-fta	pct	off	def	tot	avg	pf	fo	ast	to	blk	stl	pts	avg
2018-19	20-4	504/25.2	27-84	.321	14-43	.326	21-25	.840	4	29	33	1.7	29	0	41	20	0	15	89	4.5
TOTAL	20-4	504/25.2	27-84	.321	14-43	.326	21-25	.840	4	29	33	1.7	29	0	41	20	0	15	89	4.5

Mamadi Diakite

Season	gp-gs	min/avg	Total		3-Point		F-Throws		Rebounds				Scoring							
			fg-fga	pct	fg-fga	pct	ft-fta	pct	off	def	tot	avg	pf	fo	ast	to	blk	stl	pts	avg
2016-17	32-1	449/14.0	50-92	.543	3-11	.273	18-33	.545	28	54	82	2.6	75	2	6	13	39	8	121	3.8
2017-18	34-0	532/15.6	75-130	.577	0-0	.000	32-41	.780	31	70	101	3.0	74	1	5	26	16	15	182	5.4
2018-19	20-14	377/18.9	60-108	.556	4-10	.400	13-16	.813	27	49	76	3.8	45	0	7	17	25	9	137	6.9
TOTAL	86-15	1358/15.8	185-330	.561	7-21	.333	63-90	.700	86	173	259	3.0	194	3	18	56	80	32	440	5.1

Kyle Guy

Season	gp-gs	min/avg	Total		3-Point		F-Throws		Rebounds				Scoring							
			fg-fga	pct	fg-fga	pct	ft-fta	pct	off	def	tot	avg	pf	fo	ast	to	blk	stl	pts	avg
2016-17	34-6	634/18.6	90-205	.439	51-103	.495	25-35	.714	5	52	57	1.7	37	0	45	21	1	13	256	7.5
2017-18	34-33	1102/32.4	178-429	.415	83-212	.392	42-51	.824	13	76	89	2.6	41	0	50	42	1	35	481	14.1
2018-19	20-20	669/33.5	101-217	.465	58-129	.450	35-41	.854	15	75	90	4.5	21	0	41	27	1	14	295	14.8
TOTAL	88-59	2405/27.3	369-851	.434	192-444	.432	102-127	.803	33	203	236	2.7	99	0	136	90	3	62	1032	11.7

Jay Huff

Season	gp-gs	min/avg	Total		3-Point		F-Throws		Rebounds				Scoring							
			fg-fga	pct	fg-fga	pct	ft-fta	pct	off	def	tot	avg	pf	fo	ast	to	blk	stl	pts	avg
2017-18	12-0	106/8.8	17-25	.680	2-7	.286	5-8	.625	6	17	23	1.9	14	1	4	4	14	1	41	3.4
2018-19	17-0	165/9.7	34-50	.680	7-13	.538	16-23	.696	11	28	39	2.3	28	0	4	8	17	1	91	5.4
TOTAL	29-0	271/9.3	51-75	.680	9-20	.450	21-31	.677	17	45	62	2.1	42	1	8	12	31	2	132	4.6



Individual Career History

De'Andre Hunter

Season	gp-gs	min/avg	Total		3-Point		F-Throws		Rebounds				Scoring							
			fg-fga	pct	fg-fga	pct	ft-fta	pct	off	def	tot	avg	pf	fo	ast	to	blk	stl	pts	avg
2017-18	33-0	657/19.9	104-213	.488	21-55	.382	74-98	.755	38	79	117	3.5	60	1	36	31	13	19	303	9.2
2018-19	20-20	608/30.4	104-195	.533	18-42	.429	68-87	.782	30	77	107	5.4	42	2	45	22	5	10	294	14.7
TOTAL	53-20	1265/23.9	208-408	.510	39-97	.402	142-185	.768	68	156	224	4.2	102	3	81	53	18	29	597	11.3

Ty Jerome

Season	gp-gs	min/avg	Total		3-Point		F-Throws		Rebounds				Scoring							
			fg-fga	pct	fg-fga	pct	ft-fta	pct	off	def	tot	avg	pf	fo	ast	to	blk	stl	pts	avg
2016-17	34-4	473/13.9	52-110	.473	29-73	.397	14-18	.778	1	54	55	1.6	59	1	50	30	2	15	147	4.3
2017-18	34-34	1046/30.8	133-316	.421	58-153	.379	38-42	.905	11	95	106	3.1	79	0	132	54	1	55	362	10.6
2018-19	20-20	634/31.7	91-211	.431	41-101	.406	37-50	.740	10	78	88	4.4	31	0	99	32	0	32	260	13.0
TOTAL	88-58	2153/24.5	276-637	.433	128-327	.391	89-110	.809	22	227	249	2.8	169	1	281	116	3	102	769	8.7

Austin Katstra

Season	gp-gs	min/avg	Total		3-Point		F-Throws		Rebounds				Scoring							
			fg-fga	pct	fg-fga	pct	ft-fta	pct	off	def	tot	avg	pf	fo	ast	to	blk	stl	pts	avg
2017-18	10-0	19/1.9	4-7	.571	1-4	.250	1-2	.500	0	5	5	0.5	1	0	0	1	0	1	10	1.0
2018-19	9-0	24/2.7	3-9	.333	1-7	.143	0-0	.000	1	4	5	0.6	4	0	3	1	1	0	7	0.8
TOTAL	19-0	43/2.3	7-16	.438	2-11	.182	1-2	.500	1	9	10	0.5	5	0	3	2	1	1	17	0.9

Grant Kersey

Season	gp-gs	min/avg	Total		3-Point		F-Throws		Rebounds				Scoring							
			fg-fga	pct	fg-fga	pct	ft-fta	pct	off	def	tot	avg	pf	fo	ast	to	blk	stl	pts	avg
2018-19	8-0	14/1.8	3-3	1.000	2-2	1.000	5-5	1.000	1	1	2	0.3	0	0	1	2	0	1	13	1.6
TOTAL	8-0	14/1.8	3-3	1.000	2-2	1.000	5-5	1.000	1	1	2	0.3	0	0	1	2	0	1	13	1.6

Braxton Key

Season	gp-gs	min/avg	Total		3-Point		F-Throws		Rebounds				Scoring							
			fg-fga	pct	fg-fga	pct	ft-fta	pct	off	def	tot	avg	pf	fo	ast	to	blk	stl	pts	avg
2018-19	20-5	436/21.8	50-105	.476	10-33	.303	35-43	.814	25	91	116	5.8	37	0	23	12	8	22	145	7.3
TOTAL	20-5	436/21.8	50-105	.476	10-33	.303	35-43	.814	25	91	116	5.8	37	0	23	12	8	22	145	7.3

Jayden Nixon

Season	gp-gs	min/avg	Total		3-Point		F-Throws		Rebounds				Scoring							
			fg-fga	pct	fg-fga	pct	ft-fta	pct	off	def	tot	avg	pf	fo	ast	to	blk	stl	pts	avg
2018-19	10-0	32/3.2	2-9	.222	0-3	.000	2-4	.500	2	5	7	0.7	9	0	0	4	1	1	6	0.6
TOTAL	10-0	32/3.2	2-9	.222	0-3	.000	2-4	.500	2	5	7	0.7	9	0	0	4	1	1	6	0.6

Jack Salt

Season	gp-gs	min/avg	Total		3-Point		F-Throws		Rebounds				Scoring							
			fg-fga	pct	fg-fga	pct	ft-fta	pct	off	def	tot	avg	pf	fo	ast	to	blk	stl	pts	avg
2015-16	21-9	135/6.4	16-32	.500	0-0	.000	1-4	.250	14	10	24	1.1	25	0	0	10	5	1	33	1.6
2016-17	34-34	627/18.4	52-93	.559	0-0	.000	22-45	.489	53	85	138	4.1	88	2	13	21	22	11	126	3.7
2017-18	34-34	673/19.8	52-81	.642	0-0	.000	13-34	.382	50	89	139	4.1	62	0	9	21	22	11	117	3.4
2018-19	19-17	386/20.3	36-62	.581	0-0	.000	15-30	.500	37	53	90	4.7	48	1	12	17	8	6	87	4.6
TOTAL	108-94	1821/16.9	156-268	.582	0-0	.000	51-113	.451	154	237	391	3.6	223	3	34	69	57	29	363	3.4

Kody Stattmann

Season	gp-gs	min/avg	Total		3-Point		F-Throws		Rebounds				Scoring							
			fg-fga	pct	fg-fga	pct	ft-fta	pct	off	def	tot	avg	pf	fo	ast	to	blk	stl	pts	avg
2018-19	13-0	55/4.2	8-19	.421	4-14	.286	8-9	.889	2	7	9	0.7	5	0	2	3	0	1	28	2.2
TOTAL	13-0	55/4.2	8-19	.421	4-14	.286	8-9	.889	2	7	9	0.7	5	0	2	3	0	1	28	2.2