



VIRGINIA

2017-18 VIRGINIA CAVALIER WOMEN'S BASKETBALL GAME NOTES

2017-18 Schedule/Results

| | | |
|----------------|---|------------------|
| Nov. 10 | at No. 7 Mississippi St. | L 68-53 |
| Nov. 12 | CENTRAL CONN ^{ACCNE} | W, 103-59 |
| Nov. 16 | GEORGIA ^{ACCNE} | L, 64-61 |
| Nov. 19 | at Dayton | L, 61-46 |
| Nov. 21 | HAMPTON ^{ACCNE} | W, 66-62 |
| Nov. 25 | HARVARD ^{ACCNE} | W, 50-48 |
| Nov. 26 | DUQUESNE ^{%ACCNE} | L, 74-63 |
| Nov. 29 | No. 15 MARYLAND ^{#ACCNE} | L, 60-59 |
| Dec. 2 | UNCG ^{ACCNE} | W, 68-50 |
| Dec. 4 | at Rutgers ^{BTN} | L, 52-43 |
| Dec. 17 | vs Ohio [^] | W, 77-59 |
| Dec. 18 | vs Indiana [^] | WOT, 82-72 |
| Dec. 21 | MANHATTAN ^{ACCNE} | W, 69-47 |
| Dec. 28 | PITTSBURGH ^{*ACCNE} | W, 62-50 |
| Dec. 31 | SYRACUSE ^{*ACCNE} | W, 68-63 |
| Jan. 4 | at NC State ^{*ACCNE} | W, 73-63 |
| Jan. 7 | CLEMSON ^{*ACCNE} | W, 70-41 |
| Jan. 11 | at Boston College ^{*ACCNE} | W, 68-57 |
| Jan. 14 | at No. 16 Duke ^{*ESPN2} | L, 55-48 |
| Jan. 21 | VIRGINIA TECH ^{*RSN} | W, 61-52 |
| Jan. 25 | NORTH CAROLINA ^{*ACCNE} | W, 82-70 |
| Jan. 28 | at Georgia Tech ^{*ACCNE} | W, 62-56 |
| Feb. 1 | No. 4 LOUISVILLE ^{*RSN} | L, 77-41 |
| Feb. 8 | at No. 12 Florida State ^{*ACCNE} | L, 77-62 |
| Feb. 11 | at Virginia Tech ^{*ACCNE} | W, 64-62 |
| Feb. 15 | No. 5 NOTRE DAME ^{*ACCNE} | L, 83-29 |
| Feb. 18 | MIAMI ^{*RSN} | L, 77-62 |
| Feb. 22 | at No. 4 Louisville ^{*ACCNE} | L, 51-39 |
| Feb. 25 | at Wake Forest ^{*RSN} | W, 48-41 |
| Mar. 1 | Georgia Tech or Clemson | 6 p.m. |

* ACC game

[^] West Palm Invitational (Keiser University)

% Cavalier Classic Tournament

Big Ten/ACC Challenge

[RSN] - ACC Regional Sports Networks

[ESPN2] - ESPN2

[ACCNE] - ACC Network Extra Streaming

[SEC] - SEC Network

All Times Eastern

Rankings are Associated Press

ACC Tournament Second Round • March 1, 2018 • 6 p.m. ET

Greensboro Coliseum • Greensboro, N.C.



Virginia Cavaliers (17-12, 10-6 ACC)

vs

Georgia Tech or Clemson



Radio: WINA 1070-AM and 98.9 FM : Luke Neer

TV: ACC Regional Sports Networks : Tom Werme, Debbie Antonelli

- Felicia Aiyeotan is the fifth player in program history to be named to the ACC All-Defensive Team, joining Renee Robinson (a member of the inaugural team in 2000), LaTonya Blue (2004-05), Monica Wright (2008, 10) and Lexie Gerson (2012, 14)
- Aiyeotan leads the ACC in blocked shots per game (2.1) and is ninth in rebounding (7.3 per game)
- Sophomore guard Dominique Toussaint and Jocelyn Willoughby, who were both members of the 2017 ACC All-Freshman Team, combined to score 31 of Virginia's 48 points against Wake Forest
- Toussaint scored 17 points against the Demon Deacons, going 5-of-9 from the field and 6-of-6 from the line, her 20th double-digit scoring game of the season
- Toussaint ended the regular season strong, scoring in double figures in five of her last six games
- Toussaint is 12th in the ACC in assists per game at 3.7 per contest
- Willoughby scored 14 points on 5-of-8 shooting against Wake
- Willoughby is second on the team in scoring (9.9) and rebounding (5.4). In conference games, Willoughby averaged 6.3 rebounds per game, ranking 16th in the conference
- Last year at the ACC Tournament, Willoughby averaged 13.5 points and 6.0 rebounds per game in the Cavaliers' two games
- Redshirt senior guard J'Kyra Brown has hit at least one three-pointer in each of the last 23 games
- After going a combined 12-of-29 against Virginia Tech and Notre Dame, Brown has cooled off in the last three games, going a combined 5-of-29
- Lauren Moses scored 10 points with nine rebounds at Louisville last Thursday, her highest point total since contributing 14 points in the victory over UNC (Jan. 25)
- Both Moses and Aliyah Huland El reached the 1,000 career point benchmark this season, with Huland El hitting it on Feb. 1 against Louisville and Moses on Feb. 15 against Notre Dame

Projected Starting Lineup

| | | | | | | |
|--|----|---------------------|-----|----------|---------|------------------------|
| G | 1 | Brianna Tinsley | Fr. | 4.6 ppg | 1.7 rpg | 44 assts/14 stls |
| • Career-high 13 points against Miami, going 4-of-4 from three | | | | | | |
| G | 4 | Dominique Toussaint | So. | 11.3 ppg | 3.6 rpg | 107 assts/32 stls |
| • Leads the team in scoring; 18 pts/ 9 reb/ 7 assts against Miami | | | | | | |
| G | 13 | Jocelyn Willoughby | So. | 9.9 ppg | 5.4 rpg | 29 assts/41 stl |
| • Back-to-back double-doubles at Boston College (18 pts/11 reb) and at Duke (11 pts/10 reb) | | | | | | |
| G | 23 | Aliyah Huland El | Sr. | 9.7 ppg | 3.3 rpg | 43 assts/24 stl/24 blk |
| • Scored the 1,000th point of her career against Louisville; season-high 21 points at Georgia Tech | | | | | | |
| C | 30 | Felicia Aiyeotan | So. | 7.3 ppg | 7.3 rpg | 62 blk |
| • leads ACC in blocked shots; 9th in rebounding; season-high 17 points against Notre Dame | | | | | | |

QUICK HITTERS AND FUN FACTS ABOUT THE HOOS

- Members of the team were included in a Good Morning America feature on AD Carla Williams that ran on February 14. Jocelyn Willoughby and Lauren Moses were both featured in the Robin Roberts Black History Month piece on Williams appointment as the first African-American athletics director of a Power-5 conference school
- Sophomore forward/guard Jocelyn Willoughby was appointed as the non-voting, student-athlete member of the NCAA Division I Women's Basketball Oversight Committee. Willoughby is the lone student-athlete on the 15-member committee with her tenure running through June 2020. The goals of the committee are to advance the game and perception of women's basketball, improve the student-athlete experience and put an emphasis on the personal growth of student athletes. Along with the goals, it will also work to supervise qualifications and/or selection procedures for the NCAA Division I Women's Basketball Championship and provide direction to the NCAA Division I Women's Basketball Rules Committee regarding playing rules
- Willoughby was recently selected to be one of 25 fellows at the University of Virginia's Meriwether Lewis Institute for Citizen Leadership. This is a very prestigious 2.5-year immersive leadership program that brings together a diverse group of UVA students that enroll in a Foundations in Design Thinking class their sophomore year before undertaking a six-week program in the summer before their junior year. As third and fourth year students, the Fellows apply what they've learned to key University issues, participating in independent and small group projects aimed at improving the University
- Aliyah Huland El is majoring in kinesiology and wants to be a pediatrician
- J'Kyra Brown is an accomplished bowler. She took up bowling at four years old and holds several lane records back home at the Rocky Mount Bowling Center. Her all-time best is a 275 and she also has a 248 game. She owns five different bowling balls. The Black Widow is her baby, but she also has a SpongeBob ball that she got when she was 10 that she uses for spares, for straight balls or corner shots
- Domonique Toussaint's dream one-on-one match-up is to go up against Sue Bird. Her favorite sports team is the New York Liberty
- Lauren Moses' brother, Dezman, played for the Green Bay Packers (2012) and the Kansas City Chiefs (2013-15), including seeing action in the 2015 Divisional Playoff against the Patriots
- Felicia Aiyeotan did not start playing basketball until she was 15 as "Most schools just have soccer fields. There weren't basketball courts or gyms at my school because it was a public school. They don't have a lot of resources for that. Where I lived, though, there was an outdoor basketball court. I would go there on the weekends because during the week, I had to go to tutoring. At that time I wasn't fully into basketball. Since it was outdoors, the weather would sometimes mess your schedule up because it would rain." She came to the United States before her freshman year in high school. She spent three years at Neumann Goretti High in Philadelphia (where they were the No. 1 team in the nation her junior year before transferring to Blair Academy in New Jersey for her senior year. Pounded Yam Egusi Soup is her favorite dish from home that her mom makes. "Pounded yam looks like dough, like mashed potatoes and then Egusi soup is made out of melon and vegetables. You can add whatever you want, if you want beef or fish, but it is spicy." She really misses the spice of Nigerian food.
- Aiyeotan is the tallest active player in NCAA women's basketball right now. The next tallest is Sara Hamson of BYU at 6-7. Nancy Mulkey of Rice is also 6-9, but she is a sophomore transfer from Oklahoma and is sitting out the season
- The Cavaliers took a foreign tour this summer, spending seven days in Costa Rica in August, taking on a Canadian team as well as the Costa Rican National Team. It allowed the squad time to practice as well as the experience of getting three exhibition games under their belt. While in Costa Rica, the team went zip lining through a jungle while others went on an ATV tour. Some of them took surfing lessons as well as seeing wildlife that included a river filled with crocodiles. Their favorite part of the trip, however, was a trip to an orphanage, an activity they enjoyed so much, the itinerary of the trip was altered to allow a return visit to see the kids
- Lisa Jablonowski is fluent in four languages (English, German, Luxembourgish and French) as well as being able to speak some conversational Polish and a little Spanish
- Felicia Aiyeotan is fluent in Yoruba
- Aliyah Huland El and Lauren Moses studied abroad in Valencia, Spain, during the summer of 2016 and spoke nothing but Spanish while they were living there

VIRGINIA RECORD BOOK

1000 POINTS CLUB

| | | |
|-----|-------------|--|
| 1. | 2540 | Monica Wright (200-10) |
| 2. | 2135 | Dawn Staley (1989-92) |
| 25. | 1122 | LaTonya Blue (2002-05) |
| 26. | 1080 | Breyana Mason (2014-17) |
| 27. | 1070 | Schuye LaRue (2000-01) |
| 28. | 1053 | Siedah Williams (2004-07) |
| 29. | 1034 | Svetlana Volnaya (1999-01) |
| 30. | 1028 | Sarah Imovbioh (2013-15) |
| 31. | 1025 | Aliyah Huland El (2015-present) |
| 31. | 1023 | Chelsea Shine (2009-12) |
| 33. | 1022 | Lauren Moses (2015-present) |
| 34. | 1003 | Jenny Boucek (1993-96) |

BLOCKS- CAREER

| | | |
|-----|------------|--|
| 1. | 330 | DeMya Walker (1996-99) |
| 2. | 152 | Heather Burge (1990-93) |
| 3. | 139 | Jocelyn Logan-Friend (2002-05) |
| 4. | 123 | Monick Foote (1995-99) |
| 5. | 116 | Felicia Aiyeotan (2017-present) |
| 6. | 110 | Tonya Cardoza (1987-91) |
| 7. | 108 | Heidi Burge (1990-93) |
| 8. | 101 | Lauren Moses (2015-present) |
| 9. | 99 | Chrissy Reese (1980-83) |
| 10. | 96 | Laurie Carter (1984-88) |

BLOCKS- SEASON

| | | |
|-----|-----------|--------------------------------|
| 1. | 95 | DeMya Walker (1998) |
| 2. | 84 | DeMya Walker (1997) |
| 3. | 83 | DeMya Walker (1999) |
| 4. | 68 | DeMya Walker (1996) |
| 5. | 63 | Jocelyn Logan-Friend (2005) |
| 6. | 62 | Felicia Aiyeotan (2018) |
| 7. | 56 | Chrissy Reese (1980) |
| 8. | 54 | Felicia Aiyeotan (2017) |
| 9. | 49 | Heather Burge (1993) |
| 10. | 46 | Schuye LaRue (2000) |

REBOUNDS - CAREER

| | | |
|------------|------------|------------------------------------|
| 1. | 1221 | Wendy Palmer (1993-96) |
| 2. | 955 | Heather Burge (1990-93) |
| 3. | 932 | DeMya Walker (1996-99) |
| 4. | 932 | Cathy Grimes (1982-85) |
| 5. | 881 | Lyndra Littles (2005-09) |
| 6. | 853 | Heidi Burge (1990-93) |
| 7. | 827 | Dawn Bryant (1986-89) |
| 8. | 805 | Brandi Teamer (2002-05) |
| 9. | 793 | Sarah Imovbioh (2013-15) |
| 10. | 772 | Dawn Staley (1990-92) |
| 11. | 764 | Monica Wright (2006-10) |
| NR. | 727 | Lauren Moses (2015-present) |

THREE POINTERS - CAREER

| | | |
|-----------|------------|--|
| 1. | 220 | Tora Suber (1994-97) |
| 2. | 196 | Brenna McGuire (2004-07) |
| 3. | 193 | Ataira Franklin (2011-14) |
| 4. | 187 | Telisha Quarles (1998-02) |
| 5. | 181 | Anna Prillaman (2001-04) |
| 6. | 139 | Tammi Reiss (1989-92) |
| 7. | 134 | Dena Evans (1990-93) |
| 8. | 132 | Monica Quarles (1998-02) |
| 9. | 131 | Dawn Staley (1989-92) |
| | 131 | Mikayala Venson (2015-16) |
| NR | 128 | Aliyah Huland El (2015-present) |



2018 ACC WOMEN'S BASKETBALL TOURNAMENT

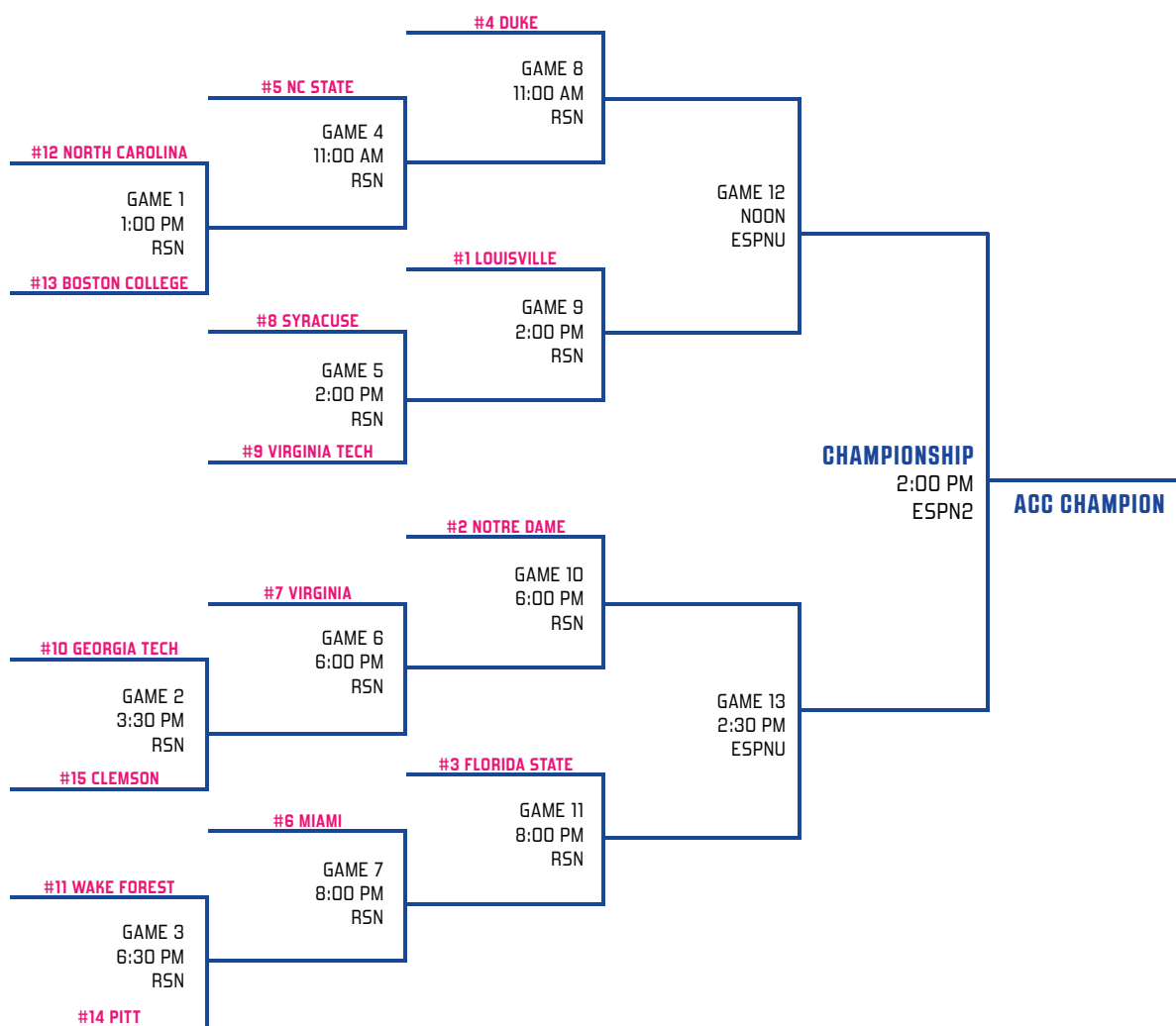
FIRST ROUND
WEDNESDAY • FEBRUARY 28

SECOND ROUND
THURSDAY • MARCH 1

QUARTERFINALS
FRIDAY • MARCH 2

SEMIFINALS
SATURDAY • MARCH 3

CHAMPIONSHIP
SUNDAY • MARCH 4



The ACC's Regional Sports Networks for the 2017-18 season are comprised of FOX Sports South, FOX Sports Southeast, FOX Sports Florida, FOX Sports Sun, FOX Sports Midwest, FOX Sports Indiana, NESN, YES Network, CSN Mid Atlantic and AT&T Sportsnet Pittsburgh. All games will also be available via the FOX Sports Go and ESPN apps but are subject to blackout.

GREENSBORO COLISEUM | FEBRUARY 28-MARCH 4 | #ACCWBB | @ACCWBB | THEACC.COM

11 ACC REGULAR-SEASON TITLES

1984, 1986, 1987, 1988, 1991, 1992, 1993, 1994, 1995, 1996, 2000

3 ACC TOURNAMENT CHAMPIONSHIPS

1990, 1992, 1993

Since 1990, the Cavaliers have been the No. 1 seed in the ACC tournament seven times and the No. 2 seed three times. In 2003 and 2010, Virginia captured the No. 3 seed. In 2002 and 2008, UVA was the No. 4 seed after tying for third in the regular-season standings. In 1998, 2001, and 2005, the Cavaliers were the No. 5 seed.

Virginia has won 11 regular-season titles and three tournament championships. The Cavaliers claimed their first ACC tournament championship in 1990 after finishing in second place in the regular season. That year, the Cavaliers defeated NC State, 67-64, in overtime to bring the title to Charlottesville. Virginia won back-to-back regular season and tournament championships in 1992 and 1993. The Cavaliers defeated Georgia Tech, 70-69, in the finals in 1992 and outlasted Maryland, 106-103, in triple overtime in 1993. From 1991-1996, Virginia entered the tournament as the No. 1 seed.

RECORD BY ROUND

| | |
|------------------------------|--------------|
| First Round | 6-3 |
| Second Round (begun in 2014) | 1-3 |
| Quarterfinal | 20-13 |
| Semifinal | 6-15 |
| Final | 3-3 |
| Total: 72 games | 36-36 (.500) |

APPEARANCES

ACC Championship Game, 3-3

1987, 1988, 1990, 1992, 1993, 1994

ACC Semifinal Game, 6-15

1981, 1984, 1985, 1986, 1987, 1988, 1989, 1990, 1991, 1992, 1993, 1994, 1995, 1996, 1997, 1999, 2000, 2002, 2003, 2005, 2008

ACC Quarterfinal Game, 20-13

1978, 1979, 1980, 1981, 1982, 1983, 1984, 1985, 1986, 1987, 1988, 1989, 1990, 1991, 1992, 1993, 1994, 1995, 1996, 1997, 1998, 1999, 2002, 2003, 2004, 2005, 2006, 2007, 2008, 2009, 2010, 2012, 2017

Second Round, 1-3

2014, 2015, 2016, 2017

First Round, 6-3

2000, 2001, 2006, 2007, 2009, 2011, 2012, 2013, 2014

| Year | Seed | Round | Seed | Opponent | Result |
|--|------|--------------|------|----------------|---------------|
| 1978 University Hall, Charlottesville, Va. | | | | | |
| | 6 | Quarterfinal | 3 | Clemson | L, 73-59 |
| 1979 Reynolds Coliseum, Raleigh, N.C. | | | | | |
| | 5 | Quarterfinal | 4 | North Carolina | L, 86-51 |
| 1980 Cole Field House, College Park, Md. | | | | | |
| | 6 | Quarterfinal | 3 | Clemson | L, 78-76 |
| 1981 Littlejohn Coliseum, Clemson, S.C. | | | | | |
| | 2 | Quarterfinal | 7 | Georgia Tech | W, 61-49 |
| | | Semifinal | 3 | Maryland | L, 50-47 |
| 1982 Reynolds Coliseum, Raleigh, N.C. | | | | | |
| | 6 | Quarterfinal | 3 | Maryland | L, 72-63 |
| 1983 Cumberland Memorial Auditorium, Fayetteville, N.C. | | | | | |
| | 6 | Quarterfinal | 3 | Maryland | L, 70-63 |
| 1984 Cumberland Memorial Auditorium, Fayetteville, N.C. | | | | | |
| | 1 | Quarterfinal | 8 | Georgia Tech | W, 75-58 |
| | | Semifinal | 5 | North Carolina | L, 96-68 |
| 1985 Cumberland Memorial Auditorium, Fayetteville, N.C. | | | | | |
| | 3 | Quarterfinal | 6 | Maryland | W, 64-53 |
| | | Semifinal | 2 | North Carolina | L, 76-55 |
| 1986 Cumberland Memorial Auditorium, Fayetteville, N.C. | | | | | |
| | 1 | Quarterfinal | 8 | Georgia Tech | W, 90-64 |
| | | Semifinal | 5 | Maryland | L, 92-68 |
| 1987 Cumberland Memorial Auditorium, Fayetteville, N.C. | | | | | |
| | 1 | Quarterfinal | 8 | Wake Forest | W, 70-56 |
| | | Semifinal | 5 | Maryland | W, 76-59 |
| | | Final | 2 | NC State | L, 57-56 |
| 1988 Cumberland Memorial Auditorium, Fayetteville, N.C. | | | | | |
| | 1 | Quarterfinal | 8 | NC State | W, 82-64 |
| | | Semifinal | 5 | Clemson | W, 66-57 |
| | | Final | 2 | Maryland | L, 76-70 |
| 1989 Cumberland Memorial Auditorium, Fayetteville, N.C. | | | | | |
| | 4 | Quarterfinal | 5 | Wake Forest | W, 68-67 (ot) |
| | | Semifinal | 1 | Maryland | L, 89-66 |
| 1990 Cumberland Memorial Auditorium, Fayetteville, N.C. | | | | | |
| | 2 | Quarterfinal | 7 | Georgia Tech | W, 73-65 (s) |
| | | Semifinal | 3 | Clemson | W, 84-66 |
| | | Final | 1 | NC State | W, 67-64 (ot) |

| Year | Seed | Round | Seed | Opponent | Result |
|--|------|--------------|------|----------------|------------------|
| 1991 Cumberland Memorial Auditorium, Fayetteville, N.C. | | | | | |
| | 1 | Quarterfinal | 8 | North Carolina | W, 90-69 |
| | | Semifinal | 4 | Clemson | L, 65-62 |
| 1992 Winthrop Coliseum, Rock Hill, S.C. | | | | | |
| | 1 | Quarterfinal | 8 | Duke | W, 81-55 |
| | | Semifinal | 4 | North Carolina | W, 74-55 |
| | | Final | 7 | Georgia Tech | W, 70-69 |
| 1993 Winthrop Coliseum, Rock Hill, S.C. | | | | | |
| | 1 | Quarterfinal | 8 | Wake Forest | W, 74-46 |
| | | Semifinal | 5 | Clemson | W, 79-71 (ot) |
| | | Final | 2 | Maryland | W, 106-103 (3ot) |
| 1994 Winthrop Coliseum, Rock Hill, S.C. | | | | | |
| | 1 | Quarterfinal | 8 | Wake Forest | W, 73-54 |
| | | Semifinal | 5 | Maryland | W, 63-45 |
| | | Final | 2 | North Carolina | L, 77-60 |
| 1995 Winthrop Coliseum, Rock Hill, S.C. | | | | | |
| | 1 | Quarterfinal | 9 | Maryland | W, 68-46 |
| | | Semifinal | 4 | Duke | L, 83-82(ot) |
| Year | Seed | Round | Seed | Opponent | Result |
| 1996 Winthrop Coliseum, Rock Hill, S.C. | | | | | |
| | 1 | Quarterfinal | 9 | Florida State | W, 83-50 |
| | | Semifinal | 4 | Clemson | L, 75-67 |
| 1997 Independence Arena, Charlotte, N.C. | | | | | |
| | 2 | Quarterfinal | 7 | Georgia Tech | W, 77-63 |
| | | Semifinal | 6 | Clemson | L, 77-75 |
| 1998 Independence Arena, Charlotte, N.C. | | | | | |
| | 5 | Quarterfinal | 4 | North Carolina | L, 76-56 |
| 1999 Independence Arena, Charlotte, N.C. | | | | | |
| | 2 | Quarterfinal | 8 | Wake Forest | W, 71-67 |
| | | Semifinal | 3 | North Carolina | L, 83-70 |
| 2000 Greensboro Coliseum, Greensboro, N.C. | | | | | |
| | 1 | First Round | 9 | Wake Forest | W, 72-47 |
| | | Semifinal | 5 | North Carolina | L, 67-63 |
| 2001 Greensboro Coliseum, Greensboro, N.C. | | | | | |
| | 5 | Quarterfinal | 4 | Florida State | L, 83-77 |
| 2002 Greensboro Coliseum, Greensboro, N.C. | | | | | |
| | 4 | Quarterfinal | 5 | Georgia Tech | W, 60-58 |
| | | Semifinal | 1 | Duke | L, 71-67 |
| 2003 Greensboro Coliseum, Greensboro, N.C. | | | | | |
| | 3 | Quarterfinal | 6 | NC State | W, 66-56 |
| | | Semifinal | 2 | North Carolina | L, 88-78 |
| 2004 Greensboro Coliseum, Greensboro, N.C. | | | | | |
| | 7 | Quarterfinal | 2 | North Carolina | L, 64-45 |
| 2005 Greensboro Coliseum, Greensboro, N.C. | | | | | |
| | 5 | Quarterfinal | 4 | Florida State | W, 71-67 |
| | | Semifinal | 1 | North Carolina | L, 78-72 |
| 2006 Greensboro Coliseum, Greensboro, N.C. | | | | | |
| | 9 | First Round | 8 | Boston College | W, 83-72 |
| | | Quarterfinal | 1 | North Carolina | L, 82-56 |
| 2007 Greensboro Coliseum, Greensboro, N.C. | | | | | |
| | 7 | First Round | 9 | Clemson | W, 89-82 |
| | | Quarterfinal | 1 | Duke | L, 79-58 |
| 2008 Greensboro Coliseum, Greensboro, N.C. | | | | | |
| | 4 | Quarterfinal | 5 | Georgia Tech | W, 52-43 |
| | | Semifinal | 1 | North Carolina | L, 80-65 |

| Year | Seed | Round | Seed | Opponent | Result |
|---|------|---------------|------|----------------|----------|
| 2009 Greensboro Coliseum, Greensboro, N.C. | | | | | |
| | 6 | First Round | 11 | Virginia Tech | W, 66-57 |
| | | Quarterfinal | 3 | Duke | L, 76-53 |
| 2010 Greensboro Coliseum, Greensboro, N.C. | | | | | |
| | 3 | Quarterfinal | 6 | NC State | L, 66-59 |
| 2011 Greensboro Coliseum, Greensboro, N.C. | | | | | |
| | 8 | First Round | 9 | Wake Forest | L, 74-68 |
| 2012 Greensboro Coliseum, Greensboro, N.C. | | | | | |
| | 6 | First Round | 11 | Boston College | W, 72-41 |
| | | Quarterfinal | 3 | Maryland | L, 70-58 |
| 2013 Greensboro Coliseum, Greensboro, N.C. | | | | | |
| | 6 | First Round | 11 | Boston College | L, 66-57 |
| 2014 Greensboro Coliseum, Greensboro, N.C. | | | | | |
| | 10 | First Round | 15 | Boston College | W, 74-59 |
| | | Second Round | 7 | Georgia Tech | L, 77-76 |
| 2015 Greensboro Coliseum, Greensboro, N.C. | | | | | |
| | 9 | Second Round | 8 | Miami | L, 62-52 |
| 2016 Greensboro Coliseum, Greensboro, N.C. | | | | | |
| | 9 | Second Round | 8 | Duke | L, 57-53 |
| 2017 HTC Center, Conway, S.C. | | | | | |
| | 8 | Second Round | 9 | Wake Forest | W, 61-44 |
| | 8 | Quarterfinals | 1 | Notre Dame | L, 76-59 |

2017-18 VIRGINIA WOMEN'S BASKETBALL ROSTER
NUMERICAL

| NO. | NAME | POS. | HT. | CLASS | HOMETOWN / PREVIOUS SCHOOL |
|-----|---------------------|---------|------|-------|--|
| 1 | Brianna Tinsley | Guard | 5-7 | Fr. | Madison, Va./St. Anne's-Belfield |
| 2 | Jae'Lisa Allen | Forward | 6-2 | Sr. | Pine Bluff, Ark./White Hall |
| 3 | Lauren Moses | Forward | 6-2 | Sr. | Mount Holly, N.J./Rancocas Valley |
| 4 | Dominique Toussaint | Guard | 5-9 | So. | Staten Island, N.Y./Christ the King |
| 5 | Khyasia Caldwell | Guard | 5-5 | Fr. | Pocono Summit, Pa./Pocono Mountain East |
| 10 | J'Kyra Brown | Guard | 5-11 | Sr. | Rocky Mount, N.C./Rocky Mount HS/East Carolina |
| 13 | Jocelyn Willoughby | Guard | 6-0 | So. | East Orange, N.J./Newark Academy |
| 14 | Lisa Jablonowski | Forward | 6-3 | So. | Ernster, Luxembourg/Lycees des Garcons |
| 20 | Amandine Toi | Guard | 5-11 | Fr. | Paris, France / ISEP Academy |
| 23 | Aliyah Huland El | Guard | 6-1 | Sr. | Randolph, N.J./Randolph |
| 30 | Felicia Aiyeotan | Center | 6-9 | So. | Lagos, Nigeria/Blair Academy (N.J.) |
| 32 | Moné Jones | Forward | 6-3 | Jr. | Durham, N.C./Riverside |
| 35 | Shakyna Payne | Forward | 6-3 | So. | Acworth, Ga./SW Atlanta Christian Academy |

ALPHABETICAL

| NO. | NAME | POS. | HT. | CLASS | HOMETOWN / PREVIOUS SCHOOL |
|-----|---------------------|---------|------|-------|--|
| 30 | Felicia Aiyeotan | Center | 6-9 | So. | Lagos, Nigeria/Blair Academy (N.J.) |
| 2 | Jae'Lisa Allen | Forward | 6-2 | Sr. | Pine Bluff, Ark./White Hall |
| 10 | J'Kyra Brown | Guard | 5-11 | Sr. | Rocky Mount, N.C./Rocky Mount HS/East Carolina |
| 5 | Khyasia Caldwell | Guard | 5-5 | Fr. | Pocono Summit, Pa./Pocono Mountain East |
| 23 | Aliyah Huland El | Guard | 6-1 | Sr. | Randolph, N.J./Randolph |
| 4 | Lisa Jablonowski | Forward | 6-3 | So. | Ernster, Luxembourg/Lycees des Garcons |
| 32 | Moné Jones | Forward | 6-3 | So. | Durham, N.C./Riverside |
| 3 | Lauren Moses | Forward | 6-2 | Sr. | Mount Holly, N.J./Rancocas Valley |
| 35 | Shakyna Payne | Forward | 6-3 | So. | Acworth, Ga./SW Atlanta Christian Academy |
| 1 | Brianna Tinsley | Guard | 5-7 | Fr. | Madison, Va./St. Anne's-Belfield |
| 20 | Amandine Toi | Guard | 5-11 | Fr. | Paris, France / ISEP Academy |
| 4 | Dominique Toussaint | Guard | 5-9 | So. | Staten Island, N.Y./Christ the King |
| 13 | Jocelyn Willoughby | Guard | 6-0 | So. | East Orange, N.J./Newark Academy |

HEAD COACH: Joanne Boyle (Duke '85), 7th Year at Virginia

ASSISTANT COACH: La'Keshia Frett Meredith (Georgia '97), 5th year at Virginia

ASSISTANT COACH: Katherine Graham (LSU, '11), 2nd year at Virginia

ASSISTANT COACH: Tim Taylor (James Madison, '89), 9th year at Virginia

PRONUNCIATION GUIDE

| | |
|---------------------|--------------------------|
| Felicia Aiyeotan | eye-OH-tahn |
| Jae'Lisa Allen | JAY-lisa |
| J'Kyra Brown | Juh-KYE-rah |
| Khyasia Caldwell | KIE-Asia |
| Aliyah Huland El | ahh-LEE-uh HEW-land ELLE |
| Lisa Jablonowski | LEE-zuh YOB-lo-NOW-skee |
| Shakyna Payne | shuh-KYE-nuh |
| Amandine Toi | Ah-moe-DEEN TWAH |
| Dominique Toussaint | too-SAWN |

La'Keshia Frett Meredith Lah-KEE-shah

30 FELICIA AIYEOTAN



6-9 • Sophomore • Center • Lagos, Nigeria • Blair Academy (N.J.)

2017-18

- ACC All-Defensive Team
- Currently leads the ACC in blocked shots and is 9th in rebounding and field goal shooting percentage
- Is the tallest active player in NCAA women's basketball right now. The next tallest is Sara Hamson of BYU at 6-7. Nancy Mulkey of Rice is also 6-9, but she is a sophomore transfer from Oklahoma and is sitting out the season
- Made her first career start at Mississippi State (11/10)
- Had her second career double-double against Central Connecticut with 12 points and 10 rebounds (11/12)
- Came off the bench to score 10 points with six rebounds and six blocked shots in the game against Maryland, going 5-of-7 from the field (11/29)
- Had a career-high 14 rebounds with 10 points in 22 minutes against Ohio (12/17)
- Back-to-back double-doubles against Pitt and Syracuse to start ACC play. Added a third double-double against Clemson, giving her three in the first four ACC contests of 2018
- Scored a then- season-high 15 points with 13 rebounds at Florida State (2/8) only to top it a week later with 17 points and 11 rebounds against Notre Dame

2016-17

- Third in the ACC in blocked shots
- Her 53 blocked shots ranks seventh in the Virginia record book for a single season. Had more blocked shots than the entire team did in 2013-14

OTHER

- Is 6-9 with a wing span of 7-3
- Played her senior season at Blair Academy (N.J.), averaging 14.0 points per game. As a junior at Nuemann Goretti High in Philadelphia, Pa., won the national title with the team going 30-0 and finishing as the top-ranked high school team in the country
- Rated as the No. 87 overall prospect and No. 14 at her position by ProspectNation and No. 15 among all 2016-17 centers by ESPN HoopGurlz
- Played on the Nigerian U16 National Team

2017-18 GAME-BY-GAME:

| Opponent | GS | FG-FGA | 3FG-3FGA | FT-FTA | Off-Def | Total Reb | PF | Points | A | TO | Blk | Stl | Min |
|---------------|----|--------|----------|--------|---------|-----------|----|--------|---|----|-----|-----|-----|
| at Miss St | * | 1-2 | 0-0 | 2-4 | 2-5 | 7 | 1 | 4 | 0 | 2 | 4 | 0 | 29 |
| CENT CONN | * | 6-11 | 0-0 | 0-2 | 6-4 | 10 | 3 | 12 | 0 | 0 | 1 | 1 | 18 |
| GEORGIA | * | 3-8 | 0-0 | 2-2 | 2-5 | 7 | 1 | 8 | 1 | 2 | 1 | 1 | 29 |
| at Dayton | * | 2-6 | 0-0 | 1-2 | 2-4 | 6 | 2 | 5 | 0 | 2 | 2 | 0 | 12 |
| HAMPTON | * | 1-2 | 0-0 | 0-0 | 0-3 | 3 | 3 | 2 | 0 | 1 | 3 | 0 | 15 |
| HARVARD | * | 2-6 | 0-0 | 2-3 | 6-1 | 7 | 3 | 6 | 2 | 0 | 0 | 0 | 15 |
| DUQUESNE | * | 1-1 | 0-0 | 0-0 | 0-5 | 5 | 1 | 2 | 2 | 2 | 3 | 0 | 17 |
| MARYLAND | * | 5-7 | 0-0 | 0-2 | 1-5 | 6 | 2 | 10 | 0 | 2 | 6 | 0 | 27 |
| UNCG | * | 3-8 | 0-0 | 2-4 | 2-7 | 9 | 1 | 8 | 1 | 5 | 6 | 0 | 26 |
| at Rutgers | * | 3-7 | 0-0 | 0-0 | 2-9 | 11 | 1 | 6 | 1 | 2 | 4 | 0 | 37 |
| vs Ohio | * | 4-11 | 0-0 | 2-4 | 6-8 | 14 | 0 | 10 | 0 | 0 | 3 | 0 | 22 |
| vs Indiana | * | 5-8 | 0-0 | 0-0 | 2-1 | 3 | 2 | 10 | 2 | 4 | 0 | 0 | 17 |
| MANHATTAN | * | 3-5 | 0-0 | 1-1 | 2-7 | 9 | 1 | 7 | 0 | 2 | 1 | 0 | 22 |
| PITT | * | 5-6 | 0-0 | 0-0 | 4-6 | 10 | 0 | 10 | 1 | 2 | 3 | 0 | 24 |
| SYRACUSE | * | 6-10 | 0-0 | 0-2 | 2-8 | 10 | 1 | 12 | 3 | 3 | 2 | 1 | 28 |
| at NC State | * | 2-7 | 0-0 | 0-0 | 2-3 | 5 | 4 | 4 | 0 | 2 | 1 | 0 | 21 |
| CLEMSON | * | 4-8 | 0-0 | 2-3 | 3-7 | 10 | 0 | 10 | 2 | 2 | 4 | 1 | 18 |
| at BC | * | 3-9 | 0-0 | 0-0 | 2-2 | 4 | 2 | 6 | 0 | 2 | 1 | 0 | 20 |
| at Duke | * | 1-3 | 0-0 | 0-0 | 0-6 | 6 | 1 | 2 | 1 | 2 | 1 | 1 | 20 |
| VA TECH | * | 2-5 | 0-0 | 0-0 | 2-6 | 8 | 1 | 4 | 0 | 1 | 4 | 0 | 24 |
| UNC | * | 3-5 | 0-0 | 0-0 | 1-4 | 5 | 2 | 6 | 0 | 1 | 1 | 0 | 20 |
| at Ga Tech | * | 3-4 | 0-0 | 2-2 | 2-3 | 5 | 2 | 8 | 2 | 0 | 5 | 0 | 25 |
| LOUISVILLE | * | 4-7 | 0-0 | 0-1 | 3-4 | 7 | 1 | 8 | 0 | 2 | 1 | 0 | 28 |
| at FSU | * | 7-10 | 0-0 | 1-1 | 5-8 | 13 | 1 | 15 | 1 | 3 | 2 | 0 | 28 |
| at Va Tech | * | 3-8 | 0-0 | 0-0 | 1-3 | 4 | 1 | 6 | 0 | 1 | 1 | 0 | 24 |
| NOTRE DAME | * | 7-12 | 0-0 | 3-6 | 7-4 | 11 | 0 | 17 | 1 | 4 | 0 | 0 | 25 |
| MIAMI | * | 4-4 | 0-0 | 1-2 | 1-7 | 8 | 0 | 9 | 0 | 0 | 1 | 1 | 24 |
| at Louisville | * | 1-2 | 0-0 | 0-0 | 0-3 | 3 | 2 | 2 | 0 | 1 | 0 | 1 | 19 |
| at Wake | * | 2-3 | 0-0 | 0-0 | 0-5 | 5 | 0 | 4 | 0 | 1 | 1 | 0 | 18 |

VIRGINIA CAREER STATISTICS

| Year | G-GS | Min/Avg | FG-FGA | Pct. | 3FG-A | Pct. | FT-FTA | Pct. | O-D | T | Avg. | Pf-DQ | Ast | TO | Blk | St | Pts | Avg |
|---------|-------|-----------|---------|------|-------|------|--------|------|---------|-----|------|-------|-----|----|-----|----|-----|-----|
| 2016-17 | 33-0 | 411/12.5 | 65-125 | .520 | 0-0 | .000 | 21-32 | .656 | 42-79 | 121 | 3.7 | 28-0 | 14 | 39 | 54 | 4 | 151 | 4.6 |
| 2017-18 | 29-25 | 652/22.5 | 96-185 | .519 | 0-0 | .000 | 21-41 | .512 | 68-143 | 211 | 7.3 | 39-0 | 20 | 51 | 62 | 7 | 213 | 7.3 |
| TOTAL | 62-25 | 1063/17.1 | 161-310 | .519 | 0-0 | .000 | 42-73 | .575 | 110-222 | 332 | 5.4 | 67-0 | 34 | 90 | 116 | 11 | 364 | 5.9 |

SINGLE GAME BESTS

POINTS

Season: 17 vs Notre Dame (2/15)

Career: 23 vs Coppin State (11/13/16)

REBOUNDS

Season: 14 vs Ohio (12/17)

Career: 14 vs Ohio (12/17/17)

OFFENSIVE REBOUNDS

Season: 7 vs Notre Dame (2/15)

Career: 7 vs Notre Dame (2/15/18)

FG MADE

Season: 7 (2x)

Career: 10 vs Coppin State (11/13/16)

FG ATTEMPTS

Season: 7 vs Notre Dame (2/15)

Career: 12 (2x) last vs Notre Dame (2/15)

FG PERCENTAGE

Season: 4-of-4 vs Miami (2/18)

Career: 8-of-9 (.889) vs UIC (12/16/16)
4-of-4 vs Miami (2/18/18)

FT MADE

Season: 3

Career: 3

FT ATTEMPTS

Season: 6 vs Notre Dame (2/15)

Career: 6 vs Notre Dame (2/15/18)

ASSISTS

Season: 3 vs Syracuse (12/31)

Career: 3 vs Syracuse (12/31/17)

BLOCKS

Season: 6 (2x), last vs UNCG (12/2)

Career: 6 (multiple)

STEALS

Season:

Career: 2, Nebraska (11/26/16)

Double Doubles:

Season: 7, last vs Notre Dame (2/15)

Career: 8, last vs Notre Dame (2/15)

2 JAE'LISA ALLEN



6-2 • Senior • Forward • Pine Bluff, Ark. • White Hall

AT VIRGINIA

2017-18

- Played in five games before being sidelined with an injury

2016-17

- Played a career-high 20 minutes against Coppin State, scoring 5 points with three rebounds

2015-16

- Appeared in nine games, scoring four points
- Went 2-of-2 against NJIT, scoring four points in three minutes
- Played seven minutes against Norfolk State
- Played three minutes against Longwood (11/22)
- Appeared in the second quarter at both Georgia Tech (1/17) and Florida State (1/21)

2014-15

- Appeared in four games
- Made her collegiate debut against Radford (11/16), playing the final four minutes of the game
- Scored her first collegiate points in the final 30 seconds of the Delaware State game, giving the Cavaliers the basket that pushed them to the century mark

2017-18 GAME-BY-GAME

| Opponent | GS | FG-FGA | 3FG-3FGA | FT-FTA | Off-Def | Total Reb | PF | Points | A | TO | Blk | Stl | Min |
|---------------|----|--------|----------|--------|---------|-----------|----|--------|---|----|-----|-----|-----|
| at Miss St | | DNP | | | | | | | | | | | |
| CCSU | | 1-2 | 0-0 | 1-2 | 2-0 | 2 | 1 | 3 | 1 | 0 | 1 | 0 | 15 |
| GEORGIA | | DNP | | | | | | | | | | | |
| at Dayton | | DNP | | | | | | | | | | | |
| HAMPTON | | DNP | | | | | | | | | | | |
| HARVARD | | DNP | | | | | | | | | | | |
| DUQUESNE | | DNP | | | | | | | | | | | |
| MARYLAND | | DNP | | | | | | | | | | | |
| UNCG | | 2-4 | 0-0 | 0-0 | 0-0 | 0 | 0 | 4 | 1 | 2 | 0 | 1 | 12 |
| at Rutgers | | 0-1 | 0-0 | 0-0 | 0-0 | 0 | 0 | 0 | 0 | 0 | 0 | 0 | 3 |
| vs Ohio | | 1-1 | 0-0 | 0-0 | 0-2 | 2 | 2 | 2 | 0 | 0 | 0 | 0 | 8 |
| vs Indiana | | DNP | | | | | | | | | | | |
| MANHATTAN | | 0-0 | 0-0 | 0-0 | 0-1 | 1 | 1 | 0 | 0 | 0 | 0 | 0 | 6 |
| PITT | | DNP | | | | | | | | | | | |
| SYRACUSE | | INJ | | | | | | | | | | | |
| at NC State | | INJ | | | | | | | | | | | |
| CLEMSON | | INJ | | | | | | | | | | | |
| at BC | | INJ | | | | | | | | | | | |
| at Duke | | INJ | | | | | | | | | | | |
| VA TECH | | DNP | | | | | | | | | | | |
| UNC | | DNP | | | | | | | | | | | |
| at Ga Tech | | DNP | | | | | | | | | | | |
| LOUISVILLE | | DNP | | | | | | | | | | | |
| at FSU | | DNP | | | | | | | | | | | |
| at Va Tech | | DNP | | | | | | | | | | | |
| NOTRE DAME | | DNP | | | | | | | | | | | |
| MIAMI | | DNP | | | | | | | | | | | |
| at Louisville | | DNP | | | | | | | | | | | |
| at Wake | | DNP | | | | | | | | | | | |

SINGLE GAME BESTS

POINTS

Season: 4 vs UNCG (12/2)

Career: 5 vs Coppin State (11/13/16)

REBOUNDS

Season:

Career: 3 (2x)

FG MADE

Season:

Career: 2

FG ATTEMPTS

Season:

Career: 4

3 PT FG MADE

Season:

Career:

3 PT FG ATTEMPTS

Season:

Career:

FT MADE

Season:

Career:

FT ATTEMPTS

Season:

Career:

ASSISTS

Season:

Career:

BLOCKS

Season:

Career:

STEALS

Season:

Career:

VIRGINIA CAREER STATISTICS

| Year | G-GS | Min/Avg | FG-FGA | Pct. | 3FG-A | Pct. | FT-FTA | Pct. | O-D | T | Avg. | Pf-DQ | Ast | TO | Blk | St | Pts | Avg |
|---------|------|---------|--------|------|-------|------|--------|------|-------|----|------|-------|-----|----|-----|----|-----|-----|
| 2014-15 | 4-0 | 13/3.3 | 1-3 | .333 | 0-0 | .000 | 0-0 | .000 | 0-2 | 2 | 0.5 | 3-0 | 0 | 0 | 0 | 0 | 2 | 0.5 |
| 2015-16 | 9-0 | 24/2.7 | 2-9 | .222 | 0-0 | .000 | 0-0 | .000 | 4-1 | 5 | 0.6 | 3-0 | 0 | 2 | 0 | 0 | 4 | 0.4 |
| 2016-17 | 16-0 | 94/5.9 | 3-13 | .231 | 0-0 | .000 | 4-7 | .571 | 6-5 | 11 | 0.7 | 14-0 | 2 | 6 | 1 | 2 | 10 | 0.6 |
| 2017-18 | 6-0 | 44/7.3 | 4-9 | .444 | 0-0 | .000 | 1-2 | .500 | 2-3 | 5 | 0.8 | 4-0 | 2 | 2 | 1 | 2 | 9 | 1.5 |
| TOTAL | 35-0 | 175/5.0 | 10-34 | .294 | 0-0 | .000 | 5-9 | .556 | 12-11 | 23 | 0.7 | 24-0 | 4 | 10 | 2 | 4 | 25 | 0.7 |

10 J'KYRA BROWN



5-11 • R-Senior • Guard • Rocky Mount, N.C. • Rocky Mount High School

AT VIRGINIA

2017-18

- Appeared in all 29 games with four starts, averaging 9.7 points per game
- Has scored 915 career points in her collegiate career between ECU and Virginia (2/26)
- Has hit at least one three pointer in 21-straight games (2/15)
- Was in the starting lineup for the season-opener at Mississippi State, the 11th start of her UVA career
- Brought down seven rebounds against Georgia (11/16)
- Scored a team-high 15 points while going 4-of-4 from three-point range against UNCG (12/2)
- Had 13 points at Rutgers, scoring eight of UVA's first 10 points in the contest (12/4)
- Scored a career-high 24 points in the win over Indiana (12/18), going 7-of-11 from the field and 6-of-6 from the freethrow line
- Had a streak of six-straight games scoring in double-digits from Nov. 26 (Dukesne) to Dec. 18 (Indiana), averaging 15.3 ppg in that span
- Scored 17 points against Notre Dame, only hitting one three-pointer (2/15)

2016-17

- Started the season with a 9-1 assist-to-turnover ratio in the first 3 games
- Made her 1st start of season against UIC, scoring 7pts with 5 assists
- Made her second start of the season at Notre Dame, scoring 11 points in the first half and 14 overall, also dishing five assists and grabbing five steals (1/29)
- Recorded first career double-double (12 pts/10 rebs) in win over Georgia Tech (2/2)
- Scored 16 points in the first half against Wake Forest (2/12)
- Started both games of the WNIT, scoring 14 points in the win at Saint Joseph's, including 9 points in fourth quarter

2017-18 GAME-BY-GAME

| Opponent | GS | FG-FGA | 3FG-3FGA | FT-FTA | Off-Def | Total Reb | PF | Points | A | TO | Blk | Stl | Min |
|---------------|----|--------|----------|--------|---------|-----------|----|--------|---|----|-----|-----|-----|
| at Miss St | * | 2-8 | 0-2 | 0-0 | 0-4 | 4 | 4 | 4 | 0 | 6 | 0 | 1 | 32 |
| CENT CONN | * | 3-6 | 1-4 | 1-2 | 0-4 | 4 | 0 | 8 | 2 | 3 | 0 | 1 | 15 |
| GEORGIA | * | 0-3 | 0-3 | 1-2 | 1-6 | 7 | 1 | 1 | 2 | 3 | 0 | 1 | 22 |
| at Dayton | | 3-12 | 2-6 | 0-0 | 0-5 | 5 | 3 | 8 | 1 | 3 | 0 | 0 | 33 |
| HAMPTON | | 2-6 | 2-5 | 0-0 | 0-3 | 3 | 0 | 6 | 2 | 1 | 0 | 0 | 24 |
| HARVARD | | 1-7 | 0-4 | 1-2 | 0-1 | 1 | 2 | 3 | 0 | 1 | 0 | 0 | 24 |
| DUQUESNE | | 4-9 | 2-5 | 5-6 | 1-3 | 4 | 5 | 15 | 2 | 3 | 0 | 1 | 36 |
| MARYLAND | | 5-10 | 1-3 | 0-0 | 0-1 | 1 | 0 | 11 | 4 | 1 | 0 | 2 | 30 |
| UNCG | | 5-6 | 4-4 | 1-2 | 0-6 | 6 | 3 | 15 | 4 | 1 | 0 | 0 | 29 |
| at Rutgers | * | 5-11 | 3-8 | 0-2 | 1-5 | 6 | 3 | 13 | 3 | 0 | 0 | 1 | 40 |
| vs Ohio | | 4-6 | 4-5 | 2-2 | 1-4 | 5 | 2 | 14 | 6 | 4 | 0 | 0 | 28 |
| vs Indiana | | 7-11 | 4-7 | 6-6 | 2-2 | 4 | 1 | 24 | 2 | 4 | 0 | 0 | 36 |
| MANHATTAN | | 3-9 | 1-4 | 1-1 | 1-2 | 3 | 1 | 8 | 4 | 3 | 1 | 2 | 28 |
| PITT | | 3-10 | 3-5 | 0-0 | 0-2 | 2 | 3 | 9 | 1 | 3 | 0 | 0 | 28 |
| SYRACUSE | | 4-10 | 2-6 | 2-4 | 2-4 | 6 | 0 | 12 | 3 | 2 | 1 | 2 | 27 |
| at NC State | | 5-9 | 4-6 | 4-8 | 1-4 | 5 | 3 | 18 | 2 | 3 | 0 | 1 | 34 |
| CLEMSON | | 2-5 | 1-4 | 0-0 | 1-0 | 1 | 0 | 5 | 3 | 1 | 0 | 3 | 26 |
| at BC | | 4-8 | 1-5 | 3-5 | 0-7 | 7 | 3 | 12 | 1 | 4 | 0 | 1 | 28 |
| at Duke | | 3-9 | 1-5 | 0-0 | 1-1 | 2 | 2 | 7 | 2 | 3 | 0 | 1 | 27 |
| VA TECH | | 1-6 | 1-3 | 2-2 | 1-5 | 6 | 1 | 5 | 3 | 2 | 0 | 1 | 21 |
| UNC | | 3-6 | 1-3 | 2-3 | 0-3 | 3 | 1 | 9 | 4 | 1 | 0 | 0 | 32 |
| at Ga Tech | | 3-7 | 2-3 | 0-0 | 0-2 | 2 | 2 | 8 | 3 | 2 | 1 | 1 | 26 |
| LOUISVILLE | | 3-7 | 2-3 | 0-0 | 0-2 | 2 | 2 | 8 | 3 | 2 | 1 | 1 | 26 |
| at FSU | | 1-5 | 1-3 | 0-0 | 0-2 | 2 | 1 | 3 | 2 | 2 | 0 | 0 | 19 |
| at Va Tech | | 6-14 | 3-6 | 0-0 | 0-5 | 5 | 2 | 15 | 0 | 1 | 0 | 3 | 32 |
| NOTRE DAME | | 6-15 | 1-7 | 4-5 | 1-3 | 4 | 0 | 17 | 3 | 3 | 0 | 1 | 32 |
| MIAMI | | 3-10 | 1-5 | 4-4 | 0-2 | 2 | 3 | 11 | 4 | 4 | 0 | 0 | 28 |
| at Louisville | | 1-10 | 1-6 | 2-2 | 1-2 | 3 | 1 | 5 | 2 | 3 | 0 | 1 | 34 |
| at Wake | | 1-9 | 1-5 | 0-0 | 0-3 | 3 | 2 | 3 | 0 | 0 | 0 | 0 | 29 |

SINGLE GAME BESTS

POINTS

Season: 24 vs Indiana (12/18)
Career: 24 vs Indiana (12/18/17)

REBOUNDS

Season: 7 (2x) last at BC (1/11)
Career: 10 (3x) last vs. Georgia Tech (2/2)

FG MADE

Season: 7 vs Indiana (12/18)
Career: 7 vs Indiana (12/18/17)

FG ATTEMPTS

Season: 12 at Dayton (11/19)
Career: 14 at Notre Dame (1/29/16)

FG Percentage

Season: 5-6 vs UNCG (12/2)
Career: 5-6 vs UNCG (12/2/17)

3 PT FG MADE

Season: 4 (several)
Career: 4 (several)

3 PT FG ATTEMPTS

Season: 8 at Rutgers (12/4)
Career: 9 at Miami (2/9/17)

3 PT FG Percentage

Season: 4-4 vs UNCG (12/2)
Career: 4-4 vs UNCG (12/2/17)

FT MADE

Season: 6 vs Indiana (12/18)
Career: 8 vs Florida State (2/16/17)

FT ATTEMPTS

Season: 8 at NC State (1/4)
Career: 10 vs Florida State (2/16/17)

ASSISTS

Season: 4 (several)
Career: 6 (2x) last at Syracuse (1/2/17)

STEALS

Season: 1 at Rutgers (12/4)
Career: 5 at Notre Dame (1/29/17)

DOUBLE DOUBLES

Season:
Career: 1 vs Georgia Tech (2/2)

AT EAST CAROLINA

| Year | G-GS | Min/Avg | FG-FGA | Pct. | 3FG-A | Pct. | FT-FTA | Pct. | O-D | T | Avg. | Pf-DQ | Ast | TO | Blk | St | Pts | Avg |
|---------|------|----------|--------|------|-------|------|--------|------|-------|----|------|-------|-----|----|-----|----|-----|-----|
| 2013-14 | 31-1 | 341/11.0 | 63-155 | .406 | 27-81 | .333 | 31-42 | .738 | 21-31 | 52 | 1.7 | 45-0 | 25 | 41 | 9 | 16 | 184 | 5.9 |

AT VIRGINIA

| Year | G-GS | Min/Avg | FG-FGA | Pct. | 3FG-A | Pct. | FT-FTA | Pct. | O-D | T | Avg. | Pf-DQ | Ast | TO | Blk | St | Pts | Avg |
|---------|-------|-----------|---------|------|---------|------|---------|------|--------|-----|------|-------|-----|-----|-----|----|-----|-----|
| 2015-16 | 33-6 | 545/16.5 | 51-168 | .304 | 27-85 | .318 | 37-52 | .712 | 31-61 | 92 | 2.8 | 60-0 | 30 | 50 | 3 | 23 | 166 | 5.0 |
| 2016-17 | 33-4 | 808/24.5 | 86-220 | .391 | 48-127 | .378 | 65-91 | .714 | 42-95 | 137 | 4.2 | 64-1 | 67 | 73 | 4 | 36 | 285 | 8.6 |
| 2017-18 | 29-4 | 827/28.5 | 94-244 | .385 | 49-135 | .363 | 43-60 | .717 | 15-94 | 109 | 3.8 | 50-1 | 65 | 70 | 3 | 24 | 280 | 9.7 |
| TOTAL | 95-14 | 2180/22.9 | 231-632 | .366 | 124-347 | .357 | 145-203 | .714 | 88-250 | 338 | 3.6 | 174-2 | 162 | 193 | 10 | 83 | 731 | 7.7 |

5 KHYASIA CALDWELL



5-5 • Freshman • Guard • Pocono Summit, Pa. • Pocono Mountain East

AT VIRGINIA

2017-18

- Made her collegiate debut at Mississippi State, scoring two points and grabbing a steal in two minutes on the court (11/10)
- Scored four points in four minutes against Manhattan (12/21)
- Will be a two-sport athlete at UVA, also be competing for the track & field team in the spring

HIGH SCHOOL/CLUB

- Four-year varsity letter winner in basketball at Pocono Mountain East High School
- Earned Second Team All-Conference honors her freshman season, tying her school record for single-game rebounding with 23 in one contest
- First Team All-Conference her sophomore and senior seasons
- Junior season was named the Pocono Record Girl's Basketball Player of the Year
- Reached the 1,000 career point mark her senior year while averaging 14 points, 7.4 assists and 9 rebounds per game
- Also competed in track: Three-time PIAA State Champion in the long jump
- Holds school records in four events: the 100 (12.14), 200 (24.54), 400 (57.94) and long jump (20-5), and owns the long jump record in both the Eastern Pennsylvania Conference and District 11

SINGLE GAME BESTS

POINTS

Season: 5 vs CCSU (11/12)

REBOUNDS

Season:

FG MADE

Season:

FG ATTEMPTS

Season:

3 PT FG MADE

Season:

3 PT FG ATTEMPTS

Season:

Career:

FT MADE

Season:

FT ATTEMPTS

Season:

ASSISTS

Season:

BLOCKS

Season:

STEALS

Season:

2017-18 GAME-BY-GAME

| Opponent | GS | FG-FGA | 3FG-3FGA | FT-FTA | Off-Def | Total Reb | Pf | Points | A | TO | Blk | Stl | Min |
|---------------|-----|--------|----------|--------|---------|-----------|----|--------|---|----|-----|-----|-----|
| at Miss St | 1-2 | 0-0 | 0-0 | 0-0 | 0-0 | 0 | 0 | 2 | 0 | 0 | 0 | 1 | 2 |
| CENT CONN | 2-3 | 1-2 | 0-2 | 1-1 | 2 | 3 | 5 | 1 | 0 | 0 | 0 | 0 | 9 |
| GEORGIA | 0-0 | 0-0 | 0-0 | 0-0 | 0 | 0 | 0 | 0 | 0 | 0 | 0 | 0 | 0 |
| at Dayton | 0-0 | 0-0 | 0-0 | 0-0 | 0 | 0 | 0 | 0 | 0 | 0 | 0 | 0 | 0+ |
| HAMPTON | DNP | | | | | | | | | | | | |
| HARVARD | DNP | | | | | | | | | | | | |
| DUQUESNE | 0-0 | 0-0 | 0-0 | 0-0 | 0 | 2 | 0 | 0 | 0 | 0 | 0 | 0 | 0+ |
| MARYLAND | DNP | | | | | | | | | | | | |
| UNCG | 0-0 | 0-0 | 0-0 | 0-0 | 0 | 1 | 0 | 0 | 1 | 0 | 0 | 0 | 5 |
| at Rutgers | 0-0 | 0-0 | 0-0 | 0-0 | 0 | 0 | 0 | 0 | 0 | 0 | 0 | 0 | 1 |
| vs Ohio | 0-3 | 0-0 | 0-0 | 0-0 | 0 | 1 | 0 | 0 | 0 | 0 | 0 | 0 | 3 |
| vs Indiana | DNP | | | | | | | | | | | | |
| MANHATTAN | 1-1 | 0-0 | 2-2 | 0-0 | 0 | 0 | 4 | 0 | 0 | 0 | 0 | 0 | 4 |
| PITT | DNP | | | | | | | | | | | | |
| SYRACUSE | DNP | | | | | | | | | | | | |
| at NC State | DNP | | | | | | | | | | | | |
| CLEMSON | 1-2 | 0-0 | 0-0 | 0-0 | 0 | 1 | 2 | 0 | 0 | 0 | 0 | 0 | 4 |
| at BC | DNP | | | | | | | | | | | | |
| at Duke | DNP | | | | | | | | | | | | |
| VA TECH | DNP | | | | | | | | | | | | |
| UNC | DNP | | | | | | | | | | | | |
| at Ga Tech | DNP | | | | | | | | | | | | |
| LOUISVILLE | 0-0 | 0-0 | 0-0 | 0-0 | 0 | 1 | 0 | 0 | 1 | 0 | 0 | 0 | 2 |
| at FSU | 0-0 | 0-0 | 0-0 | 0-0 | 0 | 2 | 0 | 0 | 0 | 0 | 0 | 0 | 4 |
| at Va Tech | DNP | | | | | | | | | | | | |
| NOTRE DAME | DNP | | | | | | | | | | | | |
| MIAMI | 0-0 | 0-0 | 0-0 | 0-0 | 0 | 1 | 0 | 0 | 0 | 0 | 0 | 0 | 1 |
| at Louisville | DNP | | | | | | | | | | | | |
| at Wake | DNP | | | | | | | | | | | | |

VIRGINIA CAREER STATISTICS

| Year | G-GS | Min/Avg | FG-FGA | Pct. | 3FG-A | Pct. | FT-FTA | Pct. | O-D | T | Avg. | Pf-DQ | Ast | TO | Blk | St | Pts | Avg |
|---------|------|---------|--------|------|-------|------|--------|------|-----|---|------|-------|-----|----|-----|----|-----|-----|
| 2017-18 | 13-0 | 35/2.7 | 5-11 | .455 | 1-2 | .500 | 2-4 | .500 | 1-1 | 2 | 0.2 | 13-0 | 1 | 2 | 0 | 1 | 13 | 1.0 |

23 ALIYAH HULAND EL



6-1 • Senior • Guard • Randolph, N.J. • Randolph High School

AT VIRGINIA 2017-18

- Scored the 1,000th point of her career at home against Louisville, becoming the 33rd player in program history to reach the benchmark (2/1)
- Came off the bench to go 5-of-6 from the field for 13 points against Central Connecticut (11/12)
- Had a season-high seven rebounds against Georgia (11/16)
- Made her first start of the season against Hampton, scoring 10 points in the first half (11/21)
- Named to the Cavalier Classic all-tournament team after hitting the game-tying three-pointer against Harvard (11/25) and scoring a team-high 17 points against Duquesne (11/26)
- Grabbed 10 rebounds in the overtime win against Indiana (12/18)
- Scored 19 points in the win over North Carolina, going 5-of-7 for 12 points in the first quarter (1/25)
- Followed her performance against UNC with a 21-point game at Georgia Tech, scoring 10 of those points in the fourth quarter

2016-17

- Had the first double-double of her career with 12 points and 10 assists against Coppin State, the first UVA player to have double-digit assists in a game since Sharneé Zoll had 11 in 2008
- Scored 11 points in the first quarter in the win over Rutgers (11/20)
- Back-to-back 16-point games against Rutgers and St. John's (11/20, 25)
- Made her first five field goal attempts against BC, scoring 12 points in the first 16 minutes (1/15)
- Scored 10 points against NC State, with seven coming in the final quarter (2/26)

2017-18 GAME-BY-GAME:

| Opponent | GS | FG-FGA | 3FG-3FGA | FT-FTA | Off-Def | Total Reb | PF | Points | A | TO | Blk | Stl | Min |
|---------------|----|--------|----------|--------|---------|-----------|----|--------|---|----|-----|-----|-----|
| at Miss St | | 2-6 | 0-2 | 2-2 | 0-0 | 0 | 2 | 6 | 0 | 0 | 0 | 0 | 21 |
| CENT CONN | | 5-6 | 1-1 | 2-2 | 0-1 | 1 | 1 | 13 | 2 | 1 | 1 | 3 | 17 |
| GEORGIA | | 3-4 | 2-3 | 1-2 | 2-5 | 7 | 2 | 9 | 2 | 2 | 1 | 1 | 20 |
| at Dayton | | 3-6 | 1-2 | 1-1 | 1-2 | 3 | 3 | 8 | 1 | 1 | 2 | 1 | 27 |
| HAMPTON | * | 3-9 | 2-3 | 2-2 | 0-2 | 2 | 1 | 10 | 2 | 1 | 1 | 2 | 29 |
| HARVARD | * | 2-6 | 2-5 | 2-2 | 2-3 | 5 | 2 | 8 | 4 | 4 | 2 | 2 | 26 |
| DUQUESNE | * | 5-13 | 4-10 | 3-5 | 2-2 | 4 | 3 | 17 | 0 | 1 | 1 | 0 | 23 |
| MARYLAND | * | 3-5 | 1-3 | 2-2 | 0-1 | 1 | 2 | 9 | 1 | 2 | 2 | 0 | 23 |
| UNCG | * | 5-8 | 3-4 | 0-0 | 0-3 | 3 | 4 | 13 | 2 | 5 | 1 | 1 | 30 |
| at Rutgers | * | 1-4 | 0-2 | 1-2 | 2-2 | 4 | 4 | 3 | 2 | 2 | 0 | 0 | 25 |
| vs Ohio | * | 8-15 | 1-2 | 0-0 | 3-0 | 3 | 2 | 17 | 1 | 2 | 1 | 0 | 25 |
| vs Indiana | * | 3-11 | 1-4 | 0-0 | 3-7 | 10 | 2 | 7 | 1 | 3 | 0 | 0 | 32 |
| MANHATTAN | * | 3-8 | 0-3 | 1-1 | 1-1 | 2 | 1 | 7 | 2 | 3 | 0 | 2 | 24 |
| PITT | * | 3-7 | 0-2 | 4-4 | 0-2 | 2 | 2 | 10 | 0 | 1 | 1 | 0 | 25 |
| SYRACUSE | * | 4-8 | 3-5 | 4-6 | 3-2 | 5 | 1 | 15 | 2 | 2 | 0 | 1 | 35 |
| at NC State | * | 5-11 | 1-4 | 2-2 | 1-3 | 4 | 0 | 13 | 1 | 2 | 0 | 0 | 37 |
| CLEMSON | * | 4-7 | 0-2 | 0-1 | 1-1 | 2 | 0 | 8 | 3 | 2 | 0 | 2 | 25 |
| at BC | * | 3-8 | 1-2 | 0-0 | 0-2 | 2 | 1 | 7 | 2 | 2 | 0 | 1 | 33 |
| at Duke | * | 6-13 | 2-5 | 0-0 | 2-1 | 3 | 4 | 14 | 3 | 2 | 0 | 2 | 36 |
| VA TECH | * | 5-12 | 0-3 | 4-4 | 0-4 | 4 | 1 | 14 | 0 | 2 | 0 | 1 | 30 |
| UNC | * | 8-14 | 3-7 | 0-0 | 2-0 | 2 | 2 | 19 | 2 | 0 | 0 | 1 | 27 |
| at Ga Tech | * | 7-12 | 3-6 | 4-4 | 1-2 | 3 | 3 | 21 | 1 | 4 | 3 | 1 | 35 |
| LOUISVILLE | * | 3-9 | 1-4 | 2-2 | 1-5 | 6 | 3 | 9 | 0 | 3 | 3 | 1 | 28 |
| at FSU | * | 4-15 | 2-8 | 3-3 | 3-2 | 5 | 4 | 13 | 0 | 1 | 0 | 0 | 31 |
| at Va Tech | * | 2-6 | 0-0 | 1-2 | 1-4 | 5 | 3 | 5 | 2 | 0 | 1 | 1 | 26 |
| NOTRE DAME | * | 1-5 | 0-1 | 0-0 | 1-2 | 3 | 0 | 2 | 2 | 1 | 3 | 1 | 21 |
| MIAMI | * | 0-11 | 0-5 | 0-0 | 1-1 | 2 | 4 | 0 | 1 | 2 | 1 | 0 | 20 |
| at Louisville | * | 1-3 | 1-2 | 1-2 | 0-1 | 1 | 3 | 4 | 1 | 1 | 0 | 0 | 24 |
| at Wake | * | 0-6 | 0-3 | 0-0 | 0-2 | 2 | 1 | 0 | 3 | 2 | 0 | 0 | 19 |

SINGLE GAME BESTS

POINTS

Season: 21 at Georgia Tech (1/28)
Career: 23 vs Louisville (1/5/17)

REBOUNDS

Season: 10 vs Indiana (12/18)
Career: 10 (2x) vs Indiana (12/18/17)

FG MADE

Season: 8 (2x) last vs North Carolina (1/25)
Career: 9 vs Longwood (11/22/15)

FG ATTEMPTS

Season: 15 vs Ohio (12/17)
Career: 15 (2x)

FG SHOOTING

Season: 5-6 (.833) vs CCSU (11/12)
Career: 7-10 (.700) vs NJIT (12/5/15)

3 PT FG MADE

Season: 4 vs Duquesne (11/26)
Career: 4, several

3 PT FG ATTEMPTS

Season: 10 vs Duquesne (11/26)
Career: 10 vs Duquesne (11/26/17)

3 PT FG PERCENTAGE

Season: 3-of-4 vs UNCG (12/2)
Career: 3-of-3 vs Miami (1/3/16)

FT MADE

Season:
Career: 7 at Auburn (11/19/15)

FT ATTEMPTS

Season:
Career: 8 at Auburn (11/19/15)

ASSISTS

Season: 2 (2x) last vs. Georgia (11/16)
Career: 10 vs Coppin State (11/13/16)

BLOCKS

Season: 3 (2x) last vs Louisville (2/1)
Career: 3 (multiple) last vs Louisville (2/1)

STEALS

Season: 3 vs. CCSU (11/12)
Career: 4 vs Longwood (12/16/14)

DOUBLE DOUBLES

Season:
Career: 1 vs Coppin State (11/13/16)

VIRGINIA CAREER STATISTICS

| Year | G-GS | Min/Avg | FG-FGA | Pct. | 3FG-A | Pct. | FT-FTA | Pct. | O-D | T | Avg. | Pf-DQ | Ast | TO | Blk | St | Pts | Avg |
|---------|--------|-----------|---------|------|---------|------|---------|------|---------|-----|------|-------|-----|-----|-----|-----|------|-----|
| 2014-15 | 31-1 | 552/17.8 | 63-189 | .333 | 23-93 | .247 | 24-32 | .750 | 19-34 | 53 | 1.7 | 59-0 | 29 | 43 | 10 | 24 | 173 | 5.6 |
| 2015-16 | 34-10 | 853/25.1 | 120-281 | .427 | 35-107 | .327 | 51-63 | .810 | 40-74 | 114 | 3.4 | 90-4 | 46 | 94 | 21 | 35 | 326 | 9.6 |
| 2016-17 | 33-23 | 750/22.7 | 87-222 | .392 | 35-113 | .310 | 36-51 | .706 | 29-70 | 99 | 3.0 | 65-0 | 43 | 49 | 19 | 24 | 245 | 7.4 |
| 2017-18 | 29-24 | 774/26.7 | 102-248 | .411 | 35-103 | .340 | 42-51 | .824 | 33-63 | 96 | 3.3 | 61-0 | 43 | 54 | 24 | 24 | 281 | 9.7 |
| TOTAL | 127-58 | 2929/23.1 | 372-940 | .396 | 128-416 | .308 | 153-197 | .777 | 121-241 | 362 | 2.9 | 275-4 | 161 | 240 | 74 | 107 | 1025 | 8.1 |

14 LISA JABLONOWSKI



6-3 • Sophomore • Wing/Forward • Ernster, Luxembourg • Lycee des Garcons

AT VIRGINIA

2017-18

- Started the game at Dayton (11/19); made her second start of the season at Virginia Tech (2/11)
- Had five assists and six rebounds in the win over North Carolina (1/25) and followed with a five-rebound performance in 11 minutes on the floor at Georgia Tech (1/28)

2016-17

- Moved into the starting lineup for the final nine games of the season
- Made her collegiate debut in the season-opener against Middle Tennessee, scoring four points with four rebounds in 11 minutes
- Had a game-high six rebounds in 13 minutes against Rutgers (11/20)
- Made her first career start against Wake Forest (2/12)
- Had a team-high eight rebounds in the upset win over No. 4 FSU (2/16)

HIGH SCHOOL/CLUB

- Named Sportswoman of the Year, the most prestigious award in Luxembourg, for her performance in the 2014-15 season
- Helped lead her Amicale Steinsel team to the 2016 National Championship of Luxembourg
- Voted to the 2016 Luxembourgish League All-Star Game roster
- Was named the Eurobasket.com Player of the Week (Nov. 9, 2015) after scoring 21 points with nine rebounds and four assists in a victory over Sparta
- A three-time MVP of the U16 and U18 divisions, she helped her team win the Luxembourg Cup in 2014 and guided them to second place finishes in the U14, U16 and U18 championships.

2017-18 GAME-BY-GAME:

| Opponent | GS | FG-FGA | 3FG-3FGA | FT-FTA | Off-Def | Total Reb | PF | Points | A | TO | Blk | Stl | Min |
|---------------|-----|--------|----------|--------|---------|-----------|----|--------|---|----|-----|-----|-----|
| at Miss St | 2-3 | 1-1 | 0-0 | 0-3 | 3 | 4 | 5 | 0 | 1 | 0 | 0 | 1 | 17 |
| CENT CONN | 2-3 | 0-0 | 0-0 | 3-3 | 6 | 0 | 4 | 1 | 0 | 0 | 0 | 1 | 18 |
| GEORGIA | 0-3 | 0-0 | 0-0 | 0-3 | 3 | 1 | 0 | 0 | 2 | 0 | 0 | 0 | 18 |
| at Dayton * | 0-0 | 0-0 | 0-0 | 0-3 | 3 | 3 | 0 | 2 | 1 | 0 | 0 | 0 | 20 |
| HAMPTON | 2-3 | 0-0 | 0-0 | 0-3 | 3 | 1 | 4 | 1 | 0 | 0 | 0 | 2 | 20 |
| HARVARD | 1-3 | 0-0 | 0-2 | 4-2 | 6 | 1 | 2 | 1 | 1 | 0 | 1 | 1 | 16 |
| DUQUESNE | 3-8 | 0-2 | 0-0 | 3-1 | 4 | 2 | 6 | 2 | 1 | 0 | 0 | 0 | 25 |
| MARYLAND | 1-2 | 0-1 | 0-2 | 3-1 | 4 | 1 | 2 | 2 | 2 | 0 | 0 | 1 | 25 |
| UNCG | 1-2 | 0-1 | 0-2 | 3-1 | 4 | 1 | 2 | 2 | 2 | 0 | 0 | 1 | 25 |
| at Rutgers | 1-2 | 0-0 | 0-0 | 1-3 | 4 | 1 | 2 | 2 | 1 | 0 | 1 | 1 | 27 |
| vs Ohio | 3-5 | 0-1 | 0-0 | 2-1 | 3 | 1 | 6 | 1 | 0 | 0 | 0 | 0 | 21 |
| vs Indiana | 0-0 | 0-0 | 2-2 | 3-2 | 5 | 2 | 2 | 2 | 0 | 1 | 0 | 0 | 22 |
| MANHATTAN | 3-8 | 0-0 | 0-0 | 2-2 | 4 | 2 | 6 | 1 | 1 | 0 | 1 | 0 | 20 |
| PITT | 2-4 | 0-0 | 0-0 | 2-1 | 3 | 0 | 4 | 1 | 1 | 1 | 1 | 2 | 23 |
| SYRACUSE | 1-1 | 0-0 | 0-0 | 0-0 | 0 | 1 | 2 | 0 | 0 | 0 | 0 | 0 | 12 |
| at NC State | 1-3 | 1-2 | 0-0 | 1-2 | 3 | 1 | 3 | 2 | 1 | 0 | 0 | 0 | 18 |
| CLEMSON | 1-2 | 0-1 | 0-0 | 1-4 | 5 | 2 | 2 | 1 | 1 | 1 | 0 | 0 | 18 |
| at BC | 1-4 | 0-0 | 0-0 | 2-3 | 5 | 0 | 2 | 0 | 1 | 1 | 0 | 0 | 19 |
| at Duke | 1-1 | 0-0 | 0-0 | 0-1 | 1 | 2 | 2 | 0 | 0 | 0 | 0 | 1 | 11 |
| VA TECH | 0-0 | 0-0 | 0-0 | 0-1 | 1 | 1 | 0 | 3 | 0 | 0 | 0 | 2 | 12 |
| UNC | 0-1 | 0-0 | 0-0 | 2-4 | 6 | 0 | 0 | 5 | 3 | 1 | 0 | 0 | 16 |
| at Ga Tech | 0-2 | 0-1 | 0-2 | 1-4 | 5 | 0 | 0 | 1 | 3 | 0 | 0 | 0 | 11 |
| LOUISVILLE | 0-0 | 0-0 | 0-0 | 0-0 | 0 | 0 | 0 | 0 | 0 | 1 | 0 | 0 | 11 |
| at FSU | 1-3 | 0-1 | 0-0 | 0-1 | 1 | 0 | 2 | 0 | 1 | 0 | 2 | 1 | 16 |
| at Va Tech * | 0-0 | 0-0 | 0-0 | 0-2 | 2 | 1 | 0 | 1 | 1 | 0 | 1 | 0 | 20 |
| NOTRE DAME | 1-1 | 0-0 | 0-0 | 0-2 | 2 | 0 | 2 | 2 | 0 | 0 | 0 | 0 | 17 |
| MIAMI | 1-2 | 0-1 | 0-0 | 0-1 | 1 | 2 | 2 | 0 | 2 | 0 | 0 | 0 | 15 |
| at Louisville | 2-5 | 0-1 | 0-0 | 3-1 | 4 | 0 | 4 | 1 | 0 | 0 | 2 | 2 | 22 |
| at Wake | 0-1 | 0-0 | 2-2 | 0-5 | 5 | 0 | 2 | 1 | 1 | 0 | 0 | 0 | 13 |

SINGLE GAME BESTS

POINTS

Season: 6 vs Duquesne (11/26)

Career: 9 vs Nebraska (11/26)

REBOUNDS

Season: 6 (several)

Career: 8 vs Florida State (2/16)

FG MADE

Season:

Career: 4 vs Nebraska (11/26)

FG ATTEMPTS

Season:

Career: 5 (2x)

3 PT FG MADE

Season:

Career:

3 PT FG ATTEMPTS

Season:

Career: 2

FT MADE

Season:

Career:

FT ATTEMPTS

Season:

Career:

ASSISTS

Season: 5 vs North Carolina (1/25)

Career: 5 vs North Carolina (1/25/18)

BLOCKS

Season:

Career:

STEALS

Season:

Career: 3 (2x) last at Syracuse (01/02)

VIRGINIA CAREER STATISTICS

| Year | G-GS | Min/Avg | FG-FGA | Pct. | 3FG-A | Pct. | FT-FTA | Pct. | O-D | T | Avg. | Pf-DQ | Ast | TO | Blk | St | Pts | Avg |
|---------|-------|-----------|--------|------|-------|------|--------|------|-------|-----|------|-------|-----|----|-----|----|-----|-----|
| 2016-17 | 32-9 | 521/16.3 | 34-80 | .425 | 4-15 | .267 | 6-17 | .353 | 45-38 | 83 | 2.6 | 27-0 | 22 | 29 | 8 | 30 | 78 | 2.4 |
| 2017-18 | 29-2 | 516/17.8 | 29-66 | .439 | 3-15 | .200 | 7-14 | .500 | 31-61 | 92 | 3.2 | 27-0 | 35 | 28 | 6 | 17 | 68 | 2.3 |
| TOTAL | 61-11 | 1037/17.0 | 63-146 | .432 | 7-30 | .233 | 13-31 | .419 | 76-99 | 175 | 2.9 | 54-0 | 57 | 57 | 14 | 47 | 146 | 2.4 |

32 MONÉ JONES



6-3 • Junior • Forward • Durham, N.C. • Riverside High School

AT VIRGINIA

2017-18

- Missed 10 games, beginning with Hampton (11/21) with a foot injury. Dressed for the Syracuse game (12/31), but did not play. Returned to action against Clemson (1/7)

2016-17

- Missed the first eight games of the season with a leg injury
- Made her season debut against UIC, scoring 3 ptt in 12 minutes (12/16)
- Scored nine points in 18 minutes against MDES (12/21)

SINGLE GAME BESTS

POINTS

Season:

Career: 10 vs Norfolk State (11/16/15)

REBOUNDS

Season:

Career: 7 vs NJIT (12/5/15)

FG MADE

Season:

Career: 3 at MT (11/13/15)

FG ATTEMPTS

Season:

Career: 8 at MT (11/13/15)

3 PT FG MADE

Season:

Career:

3 PT FG ATTEMPTS

Season:

Career:

FT MADE

Season:

Career: 4 vs Norfolk State (11/16/15)

FT ATTEMPTS

Season:

Career: 4, 2x last vs Tulane (11/28/15)

ASSISTS

Season:

Career: 1

BLOCKS

Season:

Career: 2

STEALS

Season:

Career: 3

2017-18 GAME-BY-GAME:

| Opponent | GS | FG-FGA | 3FG-3FGA | FT-FTA | Off-Def | Total Reb | PF | Points | A | TO | Blk | Stl | Min |
|---------------|----|--------|----------|--------|---------|-----------|----|--------|---|----|-----|-----|-----|
| at Miss St | | 0-3 | 0-0 | 0-0 | 0-0 | 0 | 1 | 0 | 2 | 1 | 0 | 0 | 19 |
| CENT CONN | | 3-4 | 0-0 | 0-0 | 0-0 | 0 | 4 | 6 | 2 | 0 | 0 | 0 | 16 |
| GEORGIA | | 0-1 | 0-0 | 0-0 | 0-0 | 0 | 0 | 0 | 0 | 2 | 0 | 0 | 8 |
| at Dayton | | 0-0 | 0-0 | 0-0 | 1-0 | 1 | 0 | 0 | 1 | 0 | 0 | 0 | 4 |
| HAMPTON | | INJ | | | | | | | | | | | |
| HARVARD | | INJ | | | | | | | | | | | |
| DUQUESNE | | INJ | | | | | | | | | | | |
| MARYLAND | | INJ | | | | | | | | | | | |
| UNCG | | INJ | | | | | | | | | | | |
| at Rutgers | | INJ | | | | | | | | | | | |
| vs Ohio | | INJ | | | | | | | | | | | |
| vs Indiana | | INJ | | | | | | | | | | | |
| MANHATTAN | | INJ | | | | | | | | | | | |
| PITT | | INJ | | | | | | | | | | | |
| SYRACUSE | | DNP | | | | | | | | | | | |
| at NC State | | DNP | | | | | | | | | | | |
| CLEMSON | | 0-1 | 0-0 | 1-2 | 0-1 | 1 | 0 | 1 | 0 | 0 | 0 | 0 | 9 |
| at BC | | 0-0 | 0-0 | 0-0 | 0-0 | 0 | 0 | 0 | 0 | 0 | 0 | 0 | 4 |
| at Duke | | DNP | | | | | | | | | | | |
| VA TECH | | 0-1 | 0-0 | 0-0 | 0-0 | 0 | 0 | 0 | 0 | 0 | 0 | 0 | 3 |
| UNC | | 0-1 | 0-0 | 0-0 | 0-0 | 0 | 0 | 0 | 0 | 0 | 0 | 0 | 7 |
| at Ga Tech | | DNP | | | | | | | | | | | |
| LOUISVILLE | | 0-0 | 0-0 | 0-0 | 0-0 | 0 | 0 | 0 | 0 | 0 | 1 | 0 | 11 |
| at FSU | | 0-1 | 0-0 | 1-2 | 0-0 | 0 | 0 | 1 | 0 | 0 | 0 | 0 | 10 |
| at Va Tech | | 0-0 | 0-0 | 0-0 | 2-0 | 2 | 0 | 0 | 1 | 0 | 0 | 0 | 7 |
| NOTRE DAME | | 0-1 | 0-0 | 0-0 | 1-0 | 1 | 0 | 0 | 0 | 0 | 0 | 0 | 1 |
| MIAMI | | INJ | | | | | | | | | | | |
| at Louisville | | DNP | | | | | | | | | | | |
| at Wake | | 0-0 | 0-0 | 0-0 | 0-0 | 0 | 1 | 0 | 0 | 1 | 0 | 0 | 7 |

VIRGINIA CAREER STATISTICS

| Year | G-GS | Min/Avg | FG-FGA | Pct. | 3FG-A | Pct. | FT-FTA | Pct. | O-D | T | Avg. | Pf-DQ | Ast | TO | Blk | St | Pts | Avg |
|---------|------|----------|--------|------|-------|------|--------|------|-------|-----|------|-------|-----|----|-----|----|-----|-----|
| 2015-16 | 33-1 | 572/17.3 | 37-101 | .366 | 0-3 | .000 | 24-32 | .750 | 30-57 | 87 | 2.6 | 69-2 | 21 | 43 | 19 | 18 | 98 | 3.0 |
| 2016-17 | 25-0 | 243/9.7 | 12-38 | .316 | 4-12 | .333 | 12-15 | .800 | 8-13 | 21 | 0.8 | 20-1 | 3 | 13 | 2 | 5 | 40 | 1.6 |
| 2017-18 | 13-0 | 106/8.2 | 3-13 | .231 | 0-0 | .000 | 2-4 | .500 | 4-1 | 5 | 0.4 | 6-0 | 6 | 4 | 1 | 0 | 8 | 0.6 |
| TOTAL | 71-1 | 921/13.0 | 52-152 | .342 | 4-15 | .267 | 38-51 | .745 | 42-71 | 113 | 1.6 | 95-3 | 30 | 60 | 22 | 23 | 146 | 2.1 |

3 LAUREN MOSES



6-2 • Senior • Forward • Mount Holly, N.J. • Rancocas High School

AT VIRGINIA

2017-18 SEASON

- Became the 34th member of the UVA 1,000 point club with 5:48 remaining in the fourth quarter of the Notre Dame game (2/15)
- Became the eighth player in program history to block 100 shots in her career at Virginia Tech (2/11)
- Changed jersey number to three for senior season, after wearing 21 for her first three years
- Named to the Cavalier Classic all-tournament team after getting a double-double of 13 points and 10 rebounds against Harvard (11/25), her second time earning all-tourney honors at the Cav Classic after also doing so in 2015
- Scored a then-season-high 14 points in the win over Indiana (12/18) only to top it the next game with a 16-point performance against Manhattan (12/21). She started the game against the Jaspers making six of her first seven field goal attempts, scoring her first 14 points in 14 minutes on the floor
- Scored 11 points (going 5-of-7 from the floor) with seven rebounds in the win over Virginia Tech. Had an important and-one and took a crucial charge in the final two minutes (1/21)
- Just missed a double-double with 14 points and 9 rebounds against North Carolina (1/25)

2016-17 SEASON

- ACC All-Academic Team
- Named to the South Point Shootout All-Tournament Team after scoring 19 points in the win over Nebraska (11/26)

2017-18 GAME-BY-GAME

| Opponent | GS | FG-FGA | 3FG-3FGA | FT-FTA | Off-Def | Total Reb | PF | Points | A | TO | Blk | Stl | Min |
|---------------|----|--------|----------|--------|---------|-----------|----|--------|---|----|-----|-----|-----|
| at Miss St | * | 1-6 | 0-0 | 0-0 | 1-2 | 3 | 1 | 2 | 1 | 0 | 1 | 2 | 18 |
| CENT CONN | * | 4-6 | 0-0 | 1-2 | 3-3 | 6 | 0 | 9 | 2 | 1 | 1 | 3 | 17 |
| GEORGIA | * | 2-4 | 0-0 | 1-2 | 0-0 | 0 | 1 | 5 | 1 | 3 | 0 | 1 | 19 |
| at Dayton | | 3-12 | 0-0 | 1-1 | 3-2 | 5 | 1 | 7 | 0 | 2 | 0 | 2 | 27 |
| HAMPTON | * | 4-7 | 0-0 | 1-2 | 1-4 | 5 | 4 | 9 | 0 | 1 | 1 | 2 | 25 |
| HARVARD | * | 4-11 | 0-0 | 5-8 | 6-4 | 10 | 2 | 13 | 0 | 1 | 1 | 2 | 28 |
| DUQUESNE | * | 1-8 | 0-0 | 1-2 | 5-1 | 6 | 0 | 3 | 1 | 0 | 1 | 0 | 23 |
| MARYLAND | * | 0-3 | 0-0 | 3-4 | 6-5 | 11 | 3 | 3 | 2 | 3 | 2 | 1 | 29 |
| UNCG | | INJ | | | | | | | | | | | |
| at Rutgers | | INJ | | | | | | | | | | | |
| vs Ohio | | 2-2 | 0-0 | 3-4 | 3-2 | 5 | 2 | 7 | 0 | 3 | 1 | 0 | 13 |
| vs Indiana | | 4-8 | 0-0 | 6-8 | 0-0 | 0 | 3 | 14 | 1 | 2 | 1 | 5 | 29 |
| MANHATTAN | | 7-9 | 0-0 | 2-2 | 2-2 | 4 | 3 | 16 | 0 | 2 | 0 | 1 | 21 |
| PITT | | 1-3 | 0-0 | 2-2 | 5-2 | 7 | 2 | 4 | 0 | 1 | 0 | 2 | 19 |
| SYRACUSE | | 2-7 | 0-1 | 1-2 | 1-1 | 2 | 2 | 5 | 1 | 3 | 1 | 3 | 20 |
| at NC State | | 3-6 | 0-0 | 3-5 | 1-2 | 3 | 5 | 9 | 0 | 2 | 0 | 0 | 20 |
| CLEMSON | | 5-8 | 0-0 | 1-3 | 2-1 | 3 | 1 | 11 | 1 | 0 | 0 | 1 | 19 |
| at BC | | 3-7 | 0-0 | 0-0 | 3-0 | 3 | 1 | 6 | 1 | 2 | 0 | 1 | 22 |
| at Duke | | 0-2 | 0-0 | 0-0 | 2-1 | 3 | 5 | 0 | 1 | 1 | 0 | 0 | 16 |
| VA TECH | | 5-7 | 0-0 | 1-1 | 2-5 | 7 | 1 | 11 | 1 | 2 | 0 | 0 | 20 |
| UNC | | 5-13 | 0-0 | 4-5 | 2-7 | 9 | 3 | 14 | 1 | 1 | 0 | 3 | 22 |
| at Ga Tech | | 3-6 | 0-0 | 0-0 | 0-5 | 5 | 3 | 6 | 0 | 0 | 3 | 1 | 19 |
| LOUISVILLE | | 1-4 | 0-0 | 0-2 | 1-2 | 3 | 2 | 2 | 0 | 1 | 0 | 0 | 16 |
| at FSU | | 2-6 | 0-0 | 1-2 | 2-2 | 4 | 5 | 5 | 1 | 0 | 0 | 1 | 16 |
| at Va Tech | | 3-4 | 0-0 | 2-2 | 2-1 | 3 | 4 | 8 | 1 | 1 | 1 | 0 | 13 |
| NOTRE DAME | | 2-6 | 0-0 | 5-6 | 1-3 | 4 | 2 | 9 | 3 | 2 | 1 | 0 | 20 |
| MIAMI | | 1-5 | 0-0 | 1-2 | 2-2 | 4 | 3 | 3 | 1 | 1 | 0 | 0 | 16 |
| at Louisville | | 3-7 | 0-0 | 4-6 | 6-3 | 9 | 1 | 10 | 0 | 2 | 0 | 3 | 25 |
| at Wake | | 3-6 | 0-0 | 0-0 | 2-1 | 3 | 2 | 6 | 0 | 0 | 0 | 0 | 22 |

SINGLE GAME BESTS

POINTS

Season: 16 vs Manhattan (12/21)
Career: 27 at Richmond (11/16/16)

REBOUNDS

Season: 11 vs Maryland (11/29)
Career: 15 at Boston College (02/14/16)

FG MADE

Season: 4
Career: 9 (2x) last vs Louisville (1/5/17)

FG ATTEMPTS

Season: 12 at Dayton (11/19)
Career: 17 at Miami (2/9/17)

FG SHOOTING

Season: 7-of-9 vs Manhattan (12/21)
Career: 7-of-8 vs Coppin St (12/28/15)

FT MADE

Season: 6 vs Indiana (12/18)
Career: 8 at Wake Forest (1/10/16)

FT ATTEMPTS

Season: 8 vs Indiana (12/18)
Career: 13 at Wake Forest (1/10/16)

FT PERCENTAGE

Season:
Career: 9-9 at Richmond (11/16)

ASSISTS

Season:
Career: 4 (2x) last at Richmond (11/16/16)

BLOCKS

Season:
Career: 3 (4x)

STEALS

Season: 5 vs Indiana (12/18)
Career: 6 at Duke (2/4/16)

DOUBLE DOUBLES

Season: 1 vs Harvard (11/25)
Career: 9, last vs Harvard (11/25)

VIRGINIA CAREER STATISTICS

| Year | G-GS | Min/Avg | FG-FGA | Pct. | 3FG-A | Pct. | FT-FTA | Pct. | O-D | T | Avg. | Pf-DQ | Ast | TO | Blk | St | Pts | Avg |
|---------|---------|-----------|---------|------|-------|------|---------|------|---------|-----|------|--------|-----|-----|-----|-----|------|-----|
| 2014-15 | 31-30 | 731/23.6 | 77-183 | .421 | 0-1 | .000 | 35-66 | .530 | 66-111 | 177 | 5.7 | 95-5 | 26 | 64 | 34 | 26 | 189 | 6.1 |
| 2015-16 | 34-34 | 969/28.5 | 128-293 | .437 | 0-1 | .000 | 65-115 | .565 | 101-135 | 236 | 6.9 | 104-5 | 33 | 72 | 24 | 52 | 321 | 9.4 |
| 2016-17 | 33-33 | 874/26.5 | 134-281 | .477 | 0-0 | .000 | 47-75 | .627 | 67-120 | 187 | 5.7 | 93-3 | 35 | 65 | 28 | 43 | 315 | 9.5 |
| 2017-18 | 27-7 | 554/20.5 | 74-173 | .428 | 0-1 | .000 | 49-73 | .671 | 64-63 | 127 | 4.7 | 62-3 | 20 | 37 | 15 | 34 | 197 | 7.3 |
| TOTAL | 125-104 | 3128/25.0 | 413-930 | .444 | 0-3 | .000 | 196-329 | .596 | 298-429 | 727 | 5.8 | 354-16 | 114 | 238 | 101 | 155 | 1022 | 8.2 |

35 SHAKYNA PAYNE



6-3 • R-Sophomore • Forward • Acworth, Ga. • SW Atlanta Christian Academy

AT VIRGINIA 2017-18

- Scored her first career points against Central Connecticut (11/12)
- Grabbed three rebounds against CCSU (11/12) and Ohio (12/17)

2016-17

- Made her collegiate debut in the South Point Shootout game against Nebraska, playing seven minutes

2015-16

- Missed the entire season with a leg injury

HIGH SCHOOL

- Played four years of varsity basketball, playing three years at Etowah before finishing her senior year at Southwest Atlanta Christian Academy
- Was an honorable mention All-County player in 2011 before earning second-team honors in 2012 and then being named to the first-team in 2013
- 2014 Atlanta Journal Constitution All-State Class A Second Team
- Scored over 1,100 points in her prep career, averaging 12.6 points per game as a junior and 14.2 points with 7.3 rebounds per game her senior season
- Also played two years of varsity volleyball at Etowah as a middle blocker

SINGLE GAME BESTS

POINTS

Season: 4 vs CCSU (11/12)

REBOUNDS

Season: 3 (2x) last vs Ohio (12/17)

FG MADE

Season:

FG ATTEMPTS

Season:

3 PT FG MADE

Season:

3 PT FG ATTEMPTS

Season:

FT MADE

Season:

FT ATTEMPTS

Season:

ASSISTS

Season:

BLOCKS

Season:

STEALS

Season:

2017-18 GAME-BY-GAME

| Opponent | GS | FG-FGA | 3FG-3FGA | FT-FTA | Off-Def | Total Reb | PF | Points | A | TO | Blk | Stl | Min |
|---------------|----|--------|----------|--------|---------|-----------|----|--------|---|----|-----|-----|-----|
| at Miss St | | DNP | | | | | | | | | | | |
| CENT CONN | | 2-2 | 0-0 | 0-0 | 0-3 | 3 | 3 | 4 | 0 | 2 | 0 | 0 | 13 |
| GEORGIA | | DNP | | | | | | | | | | | |
| at Dayton | | DNP | | | | | | | | | | | |
| HAMPTON | | DNP | | | | | | | | | | | |
| HARVARD | | DNP | | | | | | | | | | | |
| DUQUESNE | | DNP | | | | | | | | | | | |
| MARYLAND | | DNP | | | | | | | | | | | |
| UNCG | | 0-1 | 0-0 | 0-0 | 0-0 | 0 | 1 | 0 | 0 | 0 | 0 | 0 | 3 |
| at Rutgers | | DNP | | | | | | | | | | | |
| vs Ohio | | 0-1 | 0-0 | 1-2 | 2-1 | 3 | 1 | 1 | 0 | 1 | 0 | 0 | 3 |
| vs Indiana | | DNP | | | | | | | | | | | |
| MANHATTAN | | 0-1 | 0-0 | 0-0 | 0-0 | 0 | 1 | 0 | 0 | 1 | 0 | 1 | 4 |
| PITT | | DNP | | | | | | | | | | | |
| SYRACUSE | | DNP | | | | | | | | | | | |
| at NC State | | DNP | | | | | | | | | | | |
| CLEMSON | | 0-1 | 0-0 | 0-0 | 0-0 | 0 | 0 | 0 | 0 | 0 | 0 | 0 | 5 |
| at BC | | DNP | | | | | | | | | | | |
| at Duke | | DNP | | | | | | | | | | | |
| VA TECH | | DNP | | | | | | | | | | | |
| UNC | | DNP | | | | | | | | | | | |
| at Ga Tech | | DNP | | | | | | | | | | | |
| LOUISVILLE | | 0-0 | 0-0 | 0-0 | 0-0 | 0 | 1 | 0 | 0 | 0 | 0 | 0 | 2 |
| at FSU | | DNP | | | | | | | | | | | |
| at Va Tech | | DNP | | | | | | | | | | | |
| NOTRE DAME | | DNP | | | | | | | | | | | |
| MIAMI | | DNP | | | | | | | | | | | |
| at Louisville | | DNP | | | | | | | | | | | |
| at Wake | | DNP | | | | | | | | | | | |

VIRGINIA CAREER STATISTICS

| Year | G-GS | Min/Avg | FG-FGA | Pct. | 3FG-A | Pct. | FT-FTA | Pct. | O-D | T | Avg. | Pf-DQ | Ast | TO | Blk | St | Pts | Avg |
|---------|---------|---------|--------|------|-------|------|--------|------|-----|---|------|-------|-----|----|-----|----|-----|-----|
| 2015-16 | INJURED | | | | | | | | | | | | | | | | | |
| 2016-17 | 5-0 | 19/3.8 | 0-4 | .000 | 0-0 | .000 | 0-2 | .000 | 0-2 | 2 | 0.4 | 1-0 | 0 | 1 | 1 | 0 | 0 | 0.0 |
| 2017-18 | 6-0 | 30/5.0 | 2-6 | .333 | 0-0 | .000 | 1-2 | .500 | 2-4 | 6 | 1.0 | 7-0 | 0 | 4 | 0 | 1 | 5 | 0.8 |
| TOTAL | 11-0 | 49/4.5 | 2-10 | .200 | 0-0 | .000 | 1-4 | .250 | 2-6 | 8 | 0.7 | 8-0 | 0 | 5 | 1 | 1 | 5 | 0.5 |

1 BRIANNA TINSLEY



5-7 • Freshman • Guard • Madison, Va. • St. Anne's-Belfield

AT VIRGINIA 2017-18

- Has started 24 games this season, averaging 20.1 minutes per game
- Made her collegiate debut at Mississippi State, grabbing two rebounds in her first two minutes on the floor. Finished the game with seven points and two rebounds (11/10)
- Made her first career start at Dayton (11/19)
- Scored a season-high 10 points against North Carolina (1/25); followed with eight points and a season-high five rebounds at Georgia Tech (1/28)

HIGH SCHOOL/CLUB

- Two-time Scrimmage Play area Player of the Year
- Three-time First Team All-Central Virginia Team
- Three-time First Team VISAA Division I All-State
- Four-time All-LIS selection
- Competed in ASSIST Women's 2017 National All-American Senior High School Basketball All Star Game
- Averaged 15.2 points, 3.9 assists, 3.9 steals and 3.4 rebounds per game in her four-year career, averaging 17.8 points her senior season
- Also ran track, 200m Conference/State Champion
- 100m Conference/State Runner Up

SINGLE GAME BESTS

POINTS

Season: 13 vs Miami (2/18)

REBOUNDS

Season: 5 at Georgia Tech (1/28)

FG MADE

Season: 4 (2x)

FG ATTEMPTS

Season: 8 vs Indiana (12/18)

3 PT FG MADE

Season: 4 vs Miami (2/18)

3 PT FG ATTEMPTS

Season: 5 vs Harvard (11/25)

3 PT FG PERCENTAGE

Season: 4-of-4 vs Miami (2/18)

FT MADE

Season: 2

FT ATTEMPTS

Season: 4

ASSISTS

Season: 5 vs Ohio (12/17)

BLOCKS

Season:

STEALS

Season:

2017-18 GAME-BY-GAME

| Opponent | GS | FG-FGA | 3FG-3FGA | FT-FTA | Off-Def | Total Reb | PF | Points | A | TO | Blk | Stl | Min |
|---------------|----|--------|----------|--------|---------|-----------|----|--------|---|----|-----|-----|-----|
| at Miss St | | 2-4 | 1-1 | 2-2 | 0-2 | 2 | 1 | 7 | 1 | 4 | 0 | 0 | 18 |
| CENT CONN | | 1-8 | 1-3 | 0-0 | 2-2 | 4 | 1 | 3 | 3 | 1 | 0 | 0 | 23 |
| GEORGIA | | 1-1 | 1-1 | 0-0 | 0-1 | 1 | 1 | 3 | 1 | 2 | 0 | 1 | 15 |
| at Dayton | * | 0-5 | 0-1 | 0-0 | 0-1 | 1 | 0 | 0 | 1 | 0 | 0 | 0 | 11 |
| HAMPTON | * | 3-5 | 0-1 | 0-0 | 0-1 | 1 | 2 | 6 | 0 | 5 | 1 | 1 | 23 |
| HARVARD | * | 0-6 | 0-5 | 1-2 | 0-1 | 1 | 0 | 1 | 0 | 0 | 0 | 1 | 17 |
| DUQUESNE | * | 1-1 | 1-1 | 0-0 | 0-2 | 2 | 2 | 3 | 3 | 1 | 0 | 0 | 19 |
| MARYLAND | * | 0-3 | 0-1 | 0-0 | 0-2 | 2 | 2 | 0 | 2 | 1 | 0 | 2 | 16 |
| UNCG | * | 1-3 | 0-2 | 2-4 | 0-1 | 1 | 3 | 4 | 3 | 1 | 0 | 1 | 22 |
| at Rutgers | * | 1-2 | 1-1 | 2-2 | 0-1 | 1 | 3 | 5 | 0 | 3 | 0 | 0 | 20 |
| vs Ohio | * | 1-6 | 1-4 | 0-0 | 0-3 | 3 | 1 | 3 | 5 | 3 | 0 | 0 | 28 |
| vs Indiana | * | 2-8 | 1-4 | 0-0 | 0-4 | 4 | 1 | 5 | 4 | 3 | 0 | 0 | 21 |
| MANHATTAN | * | 3-4 | 1-2 | 1-2 | 0-1 | 1 | 0 | 8 | 2 | 2 | 0 | 1 | 19 |
| PITT | * | 2-5 | 1-3 | 0-0 | 0-1 | 1 | 0 | 5 | 1 | 1 | 0 | 0 | 14 |
| SYRACUSE | * | 1-5 | 1-3 | 2-2 | 3-0 | 3 | 2 | 5 | 1 | 0 | 0 | 2 | 17 |
| at NC State | * | 1-2 | 1-2 | 2-2 | 1-0 | 1 | 2 | 5 | 2 | 2 | 0 | 1 | 19 |
| CLEMSON | * | 2-5 | 1-3 | 0-0 | 0-1 | 1 | 1 | 5 | 1 | 1 | 0 | 0 | 23 |
| at BC | * | 2-3 | 0-1 | 1-1 | 0-0 | 0 | 4 | 5 | 1 | 2 | 0 | 0 | 20 |
| at Duke | * | 2-4 | 2-2 | 0-0 | 1-2 | 3 | 1 | 6 | 3 | 4 | 0 | 1 | 29 |
| VA TECH | * | 1-5 | 1-3 | 0-0 | 0-1 | 1 | 1 | 3 | 0 | 1 | 0 | 0 | 22 |
| UNC | * | 4-7 | 2-4 | 0-0 | 0-2 | 2 | 2 | 10 | 3 | 0 | 0 | 1 | 28 |
| at Ga Tech | * | 2-4 | 1-2 | 3-4 | 0-5 | 5 | 1 | 8 | 1 | 5 | 0 | 0 | 17 |
| LOUISVILLE | * | 1-6 | 0-4 | 2-2 | 0-2 | 2 | 1 | 4 | 1 | 6 | 0 | 2 | 27 |
| at FSU | * | 1-2 | 1-2 | 0-0 | 0-0 | 0 | 0 | 3 | 0 | 1 | 0 | 0 | 10 |
| at Va Tech | * | 1-2 | 0-1 | 0-0 | 1-1 | 2 | 3 | 2 | 0 | 3 | 0 | 0 | 14 |
| NOTRE DAME | * | 1-4 | 1-1 | 3-4 | 0-1 | 1 | 4 | 6 | 1 | 1 | 0 | 0 | 22 |
| MIAMI | * | 4-6 | 4-4 | 1-4 | 0-1 | 1 | 2 | 13 | 1 | 1 | 0 | 0 | 28 |
| at Louisville | * | 1-5 | 0-3 | 0-0 | 0-0 | 0 | 0 | 2 | 0 | 4 | 0 | 0 | 23 |
| at Wake | * | 0-3 | 0-1 | 2-2 | 0-3 | 3 | 2 | 2 | 3 | 2 | 0 | 0 | 28 |

VIRGINIA CAREER STATISTICS

| Year | G-GS | Min/Avg | FG-FGA | Pct. | 3FG-A | Pct. | FT-FTA | Pct. | O-D | T | Avg. | Pf-DQ | Ast | TO | Blk | St | Pts | Avg |
|---------|-------|----------|--------|------|-------|------|--------|------|------|----|------|-------|-----|----|-----|----|-----|-----|
| 2017-18 | 29-26 | 593/20.4 | 42-124 | .339 | 24-66 | .364 | 24-33 | .727 | 8-42 | 50 | 1.7 | 43-0 | 44 | 60 | 1 | 14 | 132 | 4.6 |

4 DOMINIQUE TOUSSAINT



5-9 • Sophomore • Guard • Staten Island, N.Y. • Christ the King

AT VIRGINIA

2017-18

- Leads the team in scoring
- Opened the season by scoring a team-high 17 points at Mississippi State (11/10) and followed with another 17-point game against Central Connecticut (11/12)
- Scored a team-high 18 points against Georgia (11/16)
- Scored five baskets and had six assists in the win over Hampton (11/21)
- Scored 12 points with six rebounds and six assists at Florida State (2/8)
- Flirted with a triple-double against Miami with 18 points, nine rebounds and seven assists while also grabbing four steals (2/18)

2016-17

- ACC All-Freshman Team
- Third among ACC freshmen in points per game (9.5)
- Was in the starting lineup for her collegiate debut, scoring 16 points with five rebounds against Middle Tennessee (11/11)
- Was named to the Cavalier Classic All-Tournament Team after scoring a team-high 17 points in the finale against Dayton (12/29)
- Named the ACC Rookie of the Week (Feb. 6) after scoring a team-high 16 points in the Cavaliers' overtime win against Georgia Tech, adding another 10 points against Duke
- Hit the game-tying three-pointer at the buzzer to send the Syracuse game into overtime (1/5)
- Scored career-high 19 points, incl. 12 in OT, in the win over Wake (2/12)
- Led the team in scoring in the upset of No. 4 FSU with 14 points, eight coming in the fourth quarter

HIGH SCHOOL/CLUB

- 2016 Miss New York Basketball, 2016 Gatorade New York State Girls' Basketball Player of the Year

2017-18 GAME-BY-GAME

| Opponent | GS | FG-FGA | 3FG-3FGA | FT-FTA | Off-Def | Total Reb | PF | Points | A | TO | Blk | Stl | Min |
|---------------|----|--------|----------|--------|---------|-----------|----|--------|---|----|-----|-----|-----|
| at Miss St | * | 5-10 | 1-3 | 6-7 | 2-4 | 6 | 4 | 17 | 3 | 8 | 0 | 1 | 24 |
| CENT CONN | * | 6-14 | 3-7 | 2-2 | 1-1 | 2 | 1 | 17 | 3 | 0 | 0 | 3 | 18 |
| GEORGIA | * | 6-18 | 2-5 | 4-7 | 1-2 | 3 | 1 | 18 | 5 | 3 | 0 | 1 | 36 |
| at Dayton | * | 3-13 | 1-3 | 2-2 | 0-2 | 2 | 4 | 9 | 4 | 0 | 0 | 1 | 35 |
| HAMPTON | * | 5-11 | 1-6 | 3-6 | 0-3 | 3 | 2 | 14 | 6 | 3 | 0 | 2 | 34 |
| HARVARD | * | 2-12 | 1-3 | 0-0 | 0-3 | 3 | 2 | 5 | 2 | 2 | 0 | 0 | 37 |
| DUQUESNE | * | 5-12 | 1-3 | 0-0 | 0-2 | 2 | 3 | 11 | 2 | 3 | 0 | 0 | 27 |
| MARYLAND | * | 8-18 | 2-5 | 0-1 | 0-2 | 2 | 3 | 18 | 2 | 6 | 0 | 1 | 35 |
| UNCG | * | 4-7 | 1-3 | 2-2 | 0-4 | 4 | 2 | 11 | 1 | 3 | 0 | 1 | 26 |
| at Rutgers | * | 0-4 | 0-1 | 0-0 | 0-0 | 0 | 2 | 0 | 1 | 1 | 0 | 0 | 9 |
| vs Ohio | * | 5-9 | 3-6 | 0-0 | 0-6 | 6 | 3 | 13 | 5 | 5 | 0 | 2 | 26 |
| vs Indiana | * | 4-10 | 1-5 | 3-5 | 0-3 | 3 | 3 | 12 | 4 | 5 | 0 | 3 | 39 |
| MANHATTAN | * | 2-5 | 0-2 | 1-2 | 0-4 | 4 | 1 | 5 | 5 | 1 | 0 | 2 | 30 |
| PITT | * | 4-17 | 2-8 | 6-6 | 0-4 | 4 | 1 | 16 | 7 | 1 | 0 | 3 | 36 |
| SYRACUSE | * | 3-10 | 1-5 | 2-2 | 0-5 | 5 | 4 | 9 | 6 | 3 | 0 | 2 | 32 |
| at NC State | * | 4-9 | 2-5 | 1-2 | 0-4 | 4 | 5 | 11 | 1 | 1 | 0 | 0 | 20 |
| CLEMSON | * | 4-8 | 2-5 | 0-0 | 0-3 | 3 | 3 | 10 | 5 | 1 | 0 | 1 | 25 |
| at BC | * | 5-8 | 2-3 | 0-0 | 0-2 | 2 | 2 | 12 | 7 | 2 | 0 | 0 | 22 |
| at Duke | * | 2-8 | 2-8 | 0-0 | 0-0 | 0 | 4 | 6 | 3 | 3 | 0 | 0 | 24 |
| VA TECH | * | 5-15 | 2-7 | 2-2 | 0-3 | 3 | 1 | 14 | 3 | 4 | 0 | 1 | 37 |
| UNC | * | 4-6 | 3-5 | 2-2 | 0-4 | 4 | 3 | 13 | 5 | 2 | 0 | 0 | 24 |
| at Ga Tech | * | 2-5 | 0-0 | 0-0 | 0-3 | 3 | 5 | 4 | 2 | 8 | 1 | 0 | 31 |
| LOUISVILLE | * | 2-7 | 0-2 | 0-2 | 1-1 | 2 | 2 | 4 | 2 | 4 | 0 | 1 | 25 |
| at FSU | * | 4-13 | 1-4 | 3-4 | 0-6 | 6 | 2 | 12 | 6 | 4 | 0 | 2 | 36 |
| at Va Tech | * | 5-17 | 0-3 | 5-6 | 2-3 | 5 | 3 | 15 | 2 | 1 | 0 | 0 | 33 |
| NOTRE DAME | * | 5-13 | 1-5 | 0-0 | 0-2 | 2 | 3 | 11 | 1 | 2 | 0 | 1 | 33 |
| MIAMI | * | 6-15 | 2-7 | 4-6 | 1-8 | 9 | 3 | 18 | 7 | 2 | 1 | 4 | 37 |
| at Louisville | * | 1-5 | 0-2 | 3-4 | 1-4 | 5 | 2 | 5 | 5 | 6 | 0 | 0 | 27 |
| at Wake | * | 5-9 | 1-3 | 6-6 | 0-6 | 6 | 4 | 17 | 2 | 5 | 0 | 0 | 35 |

SINGLE GAME BESTS

POINTS

Season: 18 (3x) last vs Miami (2/18)

Career: 19 vs Wake Forest (2/12/17)

REBOUNDS

Season: 6 vs CCSU (11/12)

Career: 9 at Richmond (11/16/16)

FG MADE

Season: 8 vs Maryland (11/29)

Career: 8 vs Maryland (11/29/18)

FG ATTEMPTS

Season: 18 (2x)

Career: 18 (2x)

3 PT FG MADE

Season: 3 (several)

Career:

3 PT FG ATTEMPTS

Season: 8 vs Pitt (12/28)

Career: 8 (2x)

FT MADE

Season: 6 (2x) last vs Pitt (12/28)

Career: 6 (2x)

FT ATTEMPTS

Season: 8 (several)

Career: 8 (several)

FT PERCENTAGE

Season: 6-6 vs Pitt (12/28)

Career: 6-6 vs Pitt (12/28/17)

ASSISTS

Season: 7 (3x) last vs Miami (2/18)

Career: 7 (3x) last vs Miami (2/18/18)

BLOCKS

Season:

Career: 2

STEALS

Season: 4 vs Miami (2/18)

Career: 4 (2x) last vs Miami (2/18)

VIRGINIA CAREER STATISTICS

| Year | G-GS | Min/Avg | FG-FGA | Pct. | 3FG-A | Pct. | FT-FTA | Pct. | O-D | T | Avg. | Pf-DQ | Ast | TO | Blk | St | Pts | Avg |
|---------|-------|-----------|---------|------|--------|------|---------|------|--------|-----|------|-------|-----|-----|-----|----|-----|------|
| 2016-17 | 31-30 | 808/26.1 | 113-288 | .392 | 25-82 | .305 | 44-59 | .746 | 19-82 | 101 | 3.3 | 77-2 | 74 | 96 | 4 | 42 | 295 | 9.5 |
| 2017-18 | 29-28 | 853/29.4 | 116-308 | .377 | 38-124 | .306 | 57-76 | .750 | 9-94 | 103 | 3.6 | 78-2 | 107 | 89 | 2 | 32 | 327 | 11.3 |
| TOTAL | 60-58 | 1661/27.7 | 229-596 | .384 | 63-206 | .306 | 101-135 | .748 | 28-176 | 204 | 3.4 | 155-4 | 181 | 185 | 6 | 74 | 622 | 10.4 |

13 JOCELYN WILLOUGHBY



6-0 • Sophomore • Forward/Guard • East Orange, N.J. • Newark Academy

AT VIRGINIA 2017-18

- Leads the ACC in free throw percentage in conference games (31-of-35, 88.6 percent)
- Scored a team-high 19 points in the win over Central Connecticut and followed that with a 17-point performance against Georgia (11/16)
- Scored 11 points in 22 minutes against UNCG, going 5-of-7 from the field (12/2)
- Led team with 14 points at Rutgers (12/4)
- Scored 18 points on 7-of-9 shooting with 11 rebounds for her first double-double of the season at BC (1/11); followed that with a second straight double-double at Duke with 11 points and 10 rebounds
- Scored eight points with 10 rebounds (including six o-boards) at FSU (2/8)

2016-17

- ACC All-Freshman Team; ACC All-Academic Team
- Second among ACC freshmen in rebounding (6.2 per game) and leads the conference rookies in steals per game (1.7 per game, 55 overall)
- Third among ACC freshmen in scoring at 9.2 points per game
- Became the first freshman to lead UVA in rebounding since Brandi Teamer in 2002 and the first freshman guard to do so since Chrissy Reese in 1980
- Only player on the 2016-17 team to have two 20-point games in the season

HIGH SCHOOL/CLUB

- 2016 Gatorade New Jersey Girl's Basketball Player of the Year

SINGLE GAME BESTS

POINTS

Season: 19 vs CCSU (11/12)

Career: 25 at Saint Joseph's (3/17/17)

REBOUNDS

Season: 11 at BC (1/11)

Career: 11 (2x) last at BC (1/11)

FG MADE

Season: 8 vs CCSU (11/12)

Career: 10 at Saint Joseph's (3/17/17)

FG ATTEMPTS

Season: 14 at Rutgers (12/4)

Career: 14 (2x) last at Rutgers (12/4/17)

3 PT FG MADE

Season: 2

3 PT FG ATTEMPTS

Season: 4

FT MADE

Season: 6 at NC State (1/4)

Career: 12 vs Dayton (12/29/16)

FT ATTEMPTS

Season: 6 at NC State (1/4)

Career: 14 vs Dayton (12/29/16)

FT PERCENTAGE

Season: 6-6 at NC State (1/4)

Career: 12-of-14 (.857) vs Dayton (12/29/16)

ASSISTS

Season:

Career: 4 at Notre Dame (1/29/17)

BLOCKS

Season:

Career: 3 vs UMBC (12/28/16)

STEALS

Season:

Career: 6 at Georgia (12/19/16)

DOUBLE DOUBLES

Season: 2 last at Duke (1/14)

Career: 4 last at Duke (1/14/18)

2017-18 GAME-BY-GAME:

| Opponent | GS | FG-FGA | 3FG-3FGA | FT-FTA | Off-Def | Total Reb | PF | Points | A | TO | Blk | Stl | Min |
|---------------|----|--------|----------|--------|---------|-----------|----|--------|---|----|-----|-----|-----|
| at Miss St | * | 3-4 | 0-0 | 0-0 | 0-6 | 6 | 4 | 6 | 0 | 1 | 0 | 1 | 20 |
| CENT CONN | * | 8-13 | 1-1 | 2-3 | 1-3 | 4 | 0 | 19 | 2 | 1 | 0 | 1 | 21 |
| GEORGIA | * | 6-10 | 1-1 | 4-5 | 0-2 | 2 | 5 | 17 | 0 | 2 | 1 | 2 | 33 |
| at Dayton | * | 4-13 | 1-3 | 0-0 | 3-2 | 5 | 4 | 9 | 1 | 5 | 0 | 5 | 31 |
| HAMPTON | * | 6-9 | 1-1 | 2-2 | 2-4 | 6 | 5 | 15 | 0 | 1 | 0 | 1 | 30 |
| HARVARD | * | 4-11 | 2-4 | 2-4 | 7-1 | 8 | 3 | 12 | 1 | 4 | 1 | 2 | 37 |
| DUQUESNE | * | 3-10 | 0-1 | 0-0 | 0-4 | 4 | 5 | 6 | 2 | 2 | 0 | 2 | 30 |
| MARYLAND | * | 4-10 | 0-0 | 0-0 | 1-6 | 7 | 3 | 8 | 1 | 3 | 0 | 3 | 34 |
| UNCG | * | 5-7 | 1-1 | 0-0 | 0-2 | 2 | 3 | 11 | 1 | 0 | 0 | 0 | 22 |
| at Rutgers | * | 5-14 | 2-4 | 2-2 | 0-2 | 2 | 2 | 14 | 1 | 3 | 0 | 1 | 38 |
| vs Ohio | * | 3-6 | 0-1 | 2-2 | 0-2 | 2 | 4 | 8 | 1 | 2 | 0 | 0 | 29 |
| vs Indiana | * | 3-6 | 0-1 | 2-2 | 0-2 | 2 | 4 | 8 | 1 | 2 | 0 | 0 | 29 |
| MANHATTAN | * | 3-8 | 0-0 | 0-0 | 2-2 | 4 | 2 | 6 | 1 | 1 | 0 | 1 | 20 |
| PITT | * | 0-5 | 0-0 | 4-6 | 3-6 | 9 | 1 | 4 | 0 | 3 | 0 | 2 | 31 |
| SYRACUSE | * | 2-6 | 1-2 | 3-4 | 1-0 | 1 | 2 | 8 | 0 | 3 | 0 | 4 | 29 |
| at NC State | * | 2-7 | 0-2 | 6-6 | 0-3 | 3 | 3 | 10 | 2 | 1 | 0 | 2 | 31 |
| CLEMSON | * | 5-9 | 2-3 | 4-4 | 0-5 | 5 | 1 | 16 | 0 | 3 | 0 | 1 | 28 |
| at BC | * | 7-9 | 2-3 | 2-2 | 1-10 | 11 | 3 | 18 | 3 | 1 | 0 | 0 | 32 |
| at Duke | * | 4-11 | 3-5 | 0-0 | 1-9 | 10 | 1 | 11 | 1 | 3 | 1 | 0 | 37 |
| VA TECH | * | 3-6 | 0-1 | 4-4 | 0-8 | 8 | 4 | 10 | 0 | 1 | 0 | 2 | 31 |
| UNC | * | 4-12 | 0-3 | 1-1 | 1-3 | 4 | 1 | 9 | 2 | 1 | 0 | 3 | 29 |
| at Ga Tech | * | 1-2 | 0-0 | 4-4 | 0-3 | 3 | 2 | 6 | 1 | 3 | 1 | 2 | 30 |
| LOUISVILLE | * | 3-8 | 0-0 | 0-0 | 2-2 | 4 | 3 | 6 | 1 | 1 | 0 | 0 | 19 |
| at FSU | * | 3-11 | 0-1 | 2-2 | 6-4 | 10 | 4 | 8 | 2 | 3 | 0 | 0 | 30 |
| at Va Tech | * | 5-9 | 2-3 | 1-2 | 1-3 | 4 | 3 | 13 | 4 | 1 | 0 | 2 | 31 |
| NOTRE DAME | * | 2-7 | 1-1 | 0-0 | 2-3 | 5 | 1 | 5 | 0 | 2 | 0 | 1 | 29 |
| MIAMI | * | 2-8 | 2-4 | 0-0 | 5-3 | 8 | 5 | 6 | 0 | 1 | 1 | 1 | 31 |
| at Louisville | * | 3-12 | 0-5 | 1-1 | 6-5 | 11 | 4 | 7 | 0 | 4 | 0 | 0 | 26 |
| at Wake | * | 5-8 | 1-1 | 3-4 | 2-3 | 5 | 2 | 14 | 0 | 5 | 0 | 2 | 29 |

VIRGINIA CAREER STATISTICS

| Year | G-GS | Min/Avg | FG-FGA | Pct. | 3FG-A | Pct. | FT-FTA | Pct. | O-D | T | Avg. | Pf-DQ | Ast | TO | Blk | St | Pts | Avg |
|---------|-------|-----------|---------|------|-------|------|---------|------|---------|-----|------|--------|-----|-----|-----|----|-----|-----|
| 2016-17 | 33-33 | 987/29.9 | 109-288 | .378 | 8-39 | .205 | 98-132 | .742 | 71-133 | 204 | 6.2 | 110-8 | 55 | 94 | 13 | 55 | 324 | 9.8 |
| 2017-18 | 29-29 | 841/29.0 | 107-248 | .431 | 23-51 | .451 | 49-58 | .845 | 47-109 | 156 | 5.4 | 80-4 | 29 | 61 | 5 | 41 | 286 | 9.9 |
| TOTAL | 62-62 | 1828/29.5 | 216-536 | .403 | 31-90 | .344 | 147-190 | .774 | 118-242 | 360 | 5.8 | 190-12 | 84 | 155 | 18 | 96 | 610 | 9.8 |

**2017-18 Virginia Women's Basketball
Virginia Combined Team Statistics (as of Feb 25, 2018)
All games**

| RECORD: | OVERALL | HOME | AWAY | NEUTRAL |
|----------------|----------------|-------------|-------------|----------------|
| ALL GAMES | 17-12 | 10-6 | 5-6 | 2-0 |
| CONFERENCE | 10-6 | 5-3 | 5-3 | 0-0 |
| NON-CONFERENCE | 7-6 | 5-3 | 0-3 | 2-0 |

| # | Player | gp-gs | min | Total | | | 3-Point | | F-Throw | | Rebounds | | | | | | | | pts | avg | | |
|----------------|---------------------|-------|------|-------|----------|------|---------|------|---------|------|----------|-----|------|------|-----|----|-----|-----|-----|-----|------|------|
| | | | | avg | fg-fga | fg% | 3fg-fga | 3fg% | ft-fa | ft% | off | def | tot | avg | pf | dq | a | to | | | blk | stl |
| 04 | Dominique Toussaint | 29-28 | 853 | 29.4 | 116-308 | .377 | 38-124 | .306 | 57-76 | .750 | 9 | 94 | 103 | 3.6 | 78 | 2 | 107 | 89 | 2 | 32 | 327 | 11.3 |
| 13 | Jocelyn Willoughby | 29-29 | 841 | 29.0 | 107-248 | .431 | 23-51 | .451 | 49-58 | .845 | 47 | 109 | 156 | 5.4 | 80 | 4 | 29 | 61 | 5 | 41 | 286 | 9.9 |
| 23 | Aliyah Huland El | 29-24 | 774 | 26.7 | 102-248 | .411 | 35-103 | .340 | 42-51 | .824 | 33 | 63 | 96 | 3.3 | 61 | 0 | 43 | 54 | 24 | 24 | 281 | 9.7 |
| 10 | J'Kyra Brown | 29-4 | 827 | 28.5 | 94-244 | .385 | 49-135 | .363 | 43-60 | .717 | 15 | 94 | 109 | 3.8 | 50 | 1 | 65 | 70 | 3 | 24 | 280 | 9.7 |
| 30 | Felicia Aiyeotan | 29-25 | 652 | 22.5 | 96-185 | .519 | 0-0 | .000 | 21-41 | .512 | 68 | 143 | 211 | 7.3 | 39 | 0 | 20 | 51 | 62 | 7 | 213 | 7.3 |
| 03 | Lauren Moses | 27-7 | 554 | 20.5 | 74-173 | .428 | 0-1 | .000 | 49-73 | .671 | 64 | 63 | 127 | 4.7 | 62 | 3 | 20 | 37 | 15 | 34 | 197 | 7.3 |
| 01 | Brianna Tinsley | 29-26 | 593 | 20.4 | 42-124 | .339 | 24-66 | .364 | 24-33 | .727 | 8 | 42 | 50 | 1.7 | 43 | 0 | 44 | 60 | 1 | 14 | 132 | 4.6 |
| 14 | Lisa Jablonowski | 29-2 | 516 | 17.8 | 29-66 | .439 | 3-15 | .200 | 7-14 | .500 | 31 | 61 | 92 | 3.2 | 27 | 0 | 35 | 28 | 6 | 17 | 68 | 2.3 |
| 02 | Jae'Lisa Allen | 6-0 | 44 | 7.3 | 4-9 | .444 | 0-0 | .000 | 1-2 | .500 | 2 | 3 | 5 | 0.8 | 4 | 0 | 2 | 2 | 1 | 2 | 9 | 1.5 |
| 05 | Khyasia Caldwell | 13-0 | 35 | 2.7 | 5-11 | .455 | 1-2 | .500 | 2-4 | .500 | 1 | 1 | 2 | 0.2 | 13 | 0 | 1 | 2 | 0 | 1 | 13 | 1.0 |
| 35 | Shakyna Payne | 6-0 | 30 | 5.0 | 2-6 | .333 | 0-0 | .000 | 1-2 | .500 | 2 | 4 | 6 | 1.0 | 7 | 0 | 0 | 4 | 0 | 1 | 5 | 0.8 |
| 32 | Mone Jones | 13-0 | 106 | 8.2 | 3-13 | .231 | 0-0 | .000 | 2-4 | .500 | 4 | 1 | 5 | 0.4 | 6 | 0 | 6 | 4 | 1 | 0 | 8 | 0.6 |
| Team | | | | | | | | | | | 52 | 61 | 113 | | | | 10 | | | | | |
| Total..... | | 29 | 5825 | | 674-1635 | .412 | 173-497 | .348 | 298-418 | .713 | 336 | 739 | 1075 | 37.1 | 470 | 10 | 372 | 472 | 120 | 197 | 1819 | 62.7 |
| Opponents..... | | 29 | 5825 | | 637-1675 | .380 | 180-591 | .305 | 297-424 | .700 | 353 | 668 | 1021 | 35.2 | 469 | - | 327 | 440 | 79 | 239 | 1751 | 60.4 |

| TEAM STATISTICS | VA | OPP | Date | Opponent | Score | Att. |
|-------------------------|------------|------------|-------------|----------------------|--------------|---------------|
| SCORING | 1819 | 1751 | 11/10/17 | at Mississippi State | L 53-68 | 6811 |
| Points per game | 62.7 | 60.4 | 11/12/17 | CENTRAL CONNECTICUT | W 103-59 | 3306 |
| Scoring margin | +2.3 | - | 11/16/17 | GEORGIA | L 61-64 | 3170 |
| FIELD GOALS-ATT | 674-1635 | 637-1675 | 11/19/17 | at Dayton | L 46-61 | 1866 |
| Field goal pct | .412 | .380 | 11/21/17 | HAMPTON | W 66-62 | 2546 |
| 3 POINT FG-ATT | 173-497 | 180-591 | 11/25/17 | HARVARD | W 50-48 | 2838 |
| 3-point FG pct | .348 | .305 | 11/26/17 | DUQUESNE | L 63-74 | 2846 |
| 3-pt FG made per game | 6.0 | 6.2 | 11/29/17 | MARYLAND | L 59-60 | 3082 |
| FREE THROWS-ATT | 298-418 | 297-424 | 12/02/17 | UNCG | W 68-50 | 2642 |
| Free throw pct | .713 | .700 | 12/2/17 | at Rutgers | L 43-52 | 1368 |
| F-Throws made per game | 10.3 | 10.2 | 12/17/17 | vs Ohio | W 77-59 | 200 |
| REBOUNDS | 1075 | 1021 | 12/18/17 | vs Indiana | Wot 82-72 | 150 |
| Rebounds per game | 37.1 | 35.2 | 12/21/17 | MANHATTAN | W 69-47 | 2383 |
| Rebounding margin | +1.9 | - | * 12/28/17 | PITTSBURGH | W 62-50 | 2822 |
| ASSISTS | 372 | 327 | * 12/31/17 | SYRACUSE | W 68-63 | 2979 |
| Assists per game | 12.8 | 11.3 | * 1/4/18 | at NC State | W 73-63 | 1801 |
| TURNOVERS | 472 | 440 | * 01/07/18 | CLEMSON | W 70-41 | 3995 |
| Turnovers per game | 16.3 | 15.2 | * 1/11/18 | at Boston College | W 68-57 | 1065 |
| Turnover margin | -1.1 | - | * 1-14-18 | at #16/18 Duke | L 48-55 | 3856 |
| Assist/turnover ratio | 0.8 | 0.7 | * 01/21/18 | VIRGINIA TECH | W 61-52 | 4212 |
| STEALS | 197 | 239 | * 01/25/18 | NORTH CAROLINA | W 82-70 | 2971 |
| Steals per game | 6.8 | 8.2 | * 1/28/18 | at Georgia Tech | W 62-56 | 1601 |
| BLOCKS | 120 | 79 | * 02/01/18 | LOUISVILLE | L 41-77 | 2877 |
| Blocks per game | 4.1 | 2.7 | * 02/08/18 | at Florida State | L 62-77 | 2843 |
| ATTENDANCE | 49597 | 33514 | * 02/11/18 | at Virginia Tech | W 64-62 | 2733 |
| Home games-Avg/Game | 16-3100 | 11-3015 | * 02/15/18 | NOTRE DAME | L 69-83 | 3038 |
| Neutral site-Avg/Game | - | 2-175 | * 02/18/18 | MIAMI | L 62-77 | 3890 |
| | | | * 2/22/18 | at LOUISVILLE | L 39-51 | 8434 |
| | | | * 02/25/18 | at Wake Forest | W 48-41 | 786 |
| Score by Periods | 1st | 2nd | 3rd | 4th | OT | Totals |
| Virginia | 463 | 448 | 420 | 471 | 17 | 1819 |
| Opponents | 438 | 411 | 439 | 456 | 7 | 1751 |

* - Conference game

**2017-18 Virginia Women's Basketball
Virginia Combined Team Statistics (as of Feb 25, 2018)
Conference games only**

| RECORD: | OVERALL | HOME | AWAY | NEUTRAL |
|----------------|----------------|-------------|-------------|----------------|
| ALL GAMES | 10-6 | 5-3 | 5-3 | 0-0 |
| CONFERENCE | 10-6 | 5-3 | 5-3 | 0-0 |
| NON-CONFERENCE | 0-0 | 0-0 | 0-0 | 0-0 |

| # | Player | gp-gs | min | avg | Total | | 3-Point | | F-Throw | | Rebounds | | | | pf | dq | a | to | blk | stl | pts | avg |
|----------------|---------------------|-------|------|------|---------|------|---------|------|---------|------|----------|-----|-----|------|-----|----|-----|-----|-----|-----|-----|------|
| | | | | | fg-fga | fg% | 3fg-fga | 3fg% | ft-fa | ft% | off | def | tot | avg | | | | | | | | |
| 04 | Dominique Toussaint | 16-16 | 477 | 29.8 | 61-165 | .370 | 21-72 | .292 | 34-42 | .810 | 5 | 58 | 63 | 3.9 | 47 | 2 | 64 | 49 | 2 | 15 | 177 | 11.1 |
| 23 | Aliyah Huland El | 16-15 | 452 | 28.3 | 56-147 | .381 | 17-59 | .288 | 25-30 | .833 | 17 | 34 | 51 | 3.2 | 32 | 0 | 23 | 27 | 12 | 12 | 154 | 9.6 |
| 13 | Jocelyn Willoughby | 16-16 | 473 | 29.6 | 51-130 | .392 | 14-34 | .412 | 35-40 | .875 | 31 | 70 | 101 | 6.3 | 40 | 1 | 16 | 36 | 3 | 22 | 151 | 9.4 |
| 10 | J'Kyra Brown | 16-0 | 450 | 28.1 | 50-140 | .357 | 25-75 | .333 | 25-35 | .714 | 8 | 48 | 56 | 3.5 | 25 | 0 | 33 | 37 | 2 | 15 | 150 | 9.4 |
| 30 | Felicia Aiyetan | 16-16 | 366 | 22.9 | 57-103 | .553 | 0-0 | .000 | 9-17 | .529 | 35 | 79 | 114 | 7.1 | 18 | 0 | 11 | 27 | 28 | 5 | 123 | 7.7 |
| 03 | Lauren Moses | 16-0 | 305 | 19.1 | 42-97 | .433 | 0-1 | .000 | 25-38 | .658 | 34 | 38 | 72 | 4.5 | 42 | 3 | 12 | 19 | 6 | 15 | 109 | 6.8 |
| 01 | Brianna Tinsley | 16-16 | 341 | 21.3 | 26-68 | .382 | 16-39 | .410 | 16-21 | .762 | 6 | 20 | 26 | 1.6 | 26 | 0 | 19 | 34 | 0 | 7 | 84 | 5.3 |
| 14 | Lisa Jablonowski | 16-1 | 259 | 16.2 | 12-31 | .387 | 1-8 | .125 | 2-4 | .500 | 12 | 32 | 44 | 2.8 | 10 | 0 | 19 | 17 | 5 | 10 | 27 | 1.7 |
| 05 | Khyasia Caldwell | 4-0 | 11 | 2.8 | 1-2 | .500 | 0-0 | .000 | 0-0 | .000 | 0 | 0 | 0 | 0.0 | 5 | 0 | 0 | 1 | 0 | 0 | 2 | 0.5 |
| 32 | Mone Jones | 9-0 | 59 | 6.6 | 0-5 | .000 | 0-0 | .000 | 2-4 | .500 | 3 | 1 | 4 | 0.4 | 1 | 0 | 1 | 1 | 1 | 0 | 2 | 0.2 |
| 35 | Shakyna Payne | 2-0 | 7 | 3.5 | 0-1 | .000 | 0-0 | .000 | 0-0 | .000 | 0 | 0 | 0 | 0.0 | 1 | 0 | 0 | 0 | 0 | 0 | 0 | 0.0 |
| Team | | | | | | | | | | | 27 | 33 | 60 | | | | | 8 | | | | |
| Total..... | | 16 | 3200 | | 356-889 | .400 | 94-288 | .326 | 173-231 | .749 | 178 | 413 | 591 | 36.9 | 247 | 6 | 198 | 256 | 59 | 101 | 979 | 61.2 |
| Opponents..... | | 16 | 3200 | | 364-930 | .391 | 90-285 | .316 | 157-231 | .680 | 183 | 374 | 557 | 34.8 | 260 | - | 179 | 221 | 39 | 129 | 975 | 60.9 |

| TEAM STATISTICS | VA | OPP | Date | Opponent | Score | Att. |
|------------------------|-----------|------------|-------------|-------------------|--------------|-------------|
| SCORING | 979 | 975 | * 12/28/17 | PITTSBURGH | w 62-50 | 2822 |
| Points per game | 61.2 | 60.9 | * 12/31/17 | SYRACUSE | w 68-63 | 2979 |
| Scoring margin | +0.3 | - | * 1/4/18 | at NC State | w 73-63 | 1801 |
| FIELD GOALS-ATT | 356-889 | 364-930 | * 01/07/18 | CLEMSON | w 70-41 | 3995 |
| Field goal pct | .400 | .391 | * 1/11/18 | at Boston College | w 68-57 | 1065 |
| 3 POINT FG-ATT | 94-288 | 90-285 | * 1-14-18 | at #16/18 Duke | L 48-55 | 3856 |
| 3-point FG pct | .326 | .316 | * 01/21/18 | VIRGINIA TECH | w 61-52 | 4212 |
| 3-pt FG made per game | 5.9 | 5.6 | * 01/25/18 | NORTH CAROLINA | w 82-70 | 2971 |
| FREE THROWS-ATT | 173-231 | 157-231 | * 1/28/18 | at Georgia Tech | w 62-56 | 1601 |
| Free throw pct | .749 | .680 | * 02/01/18 | LOUISVILLE | L 41-77 | 2877 |
| F-Throws made per game | 10.8 | 9.8 | * 02/08/18 | at Florida State | L 62-77 | 2843 |
| REBOUNDS | 591 | 557 | * 02/11/18 | at Virginia Tech | w 64-62 | 2733 |
| Rebounds per game | 36.9 | 34.8 | * 02/15/18 | NOTRE DAME | L 69-83 | 3038 |
| Rebounding margin | +2.1 | - | * 02/18/18 | MIAMI | L 62-77 | 3890 |
| ASSISTS | 198 | 179 | * 2/22/18 | at LOUISVILLE | L 39-51 | 8434 |
| Assists per game | 12.4 | 11.2 | * 02/25/18 | at Wake Forest | w 48-41 | 786 |
| TURNOVERS | 256 | 221 | | | | |
| Turnovers per game | 16.0 | 13.8 | | | | |
| Turnover margin | -2.2 | - | | | | |
| Assist/turnover ratio | 0.8 | 0.8 | | | | |
| STEALS | 101 | 129 | | | | |
| Steals per game | 6.3 | 8.1 | | | | |
| BLOCKS | 59 | 39 | | | | |
| Blocks per game | 3.7 | 2.4 | | | | |
| ATTENDANCE | 26784 | 23119 | | | | |
| Home games-Avg/Game | 8-3348 | 8-2890 | | | | |
| Neutral site-Avg/Game | - | 0-0 | | | | |

* - Conference game

| Score by Periods | 1st | 2nd | 3rd | 4th | Totals |
|-------------------------|------------|------------|------------|------------|---------------|
| Virginia | 255 | 237 | 242 | 245 | 979 |
| Opponents | 247 | 226 | 252 | 250 | 975 |

Official Basketball Box Score -- Game Totals -- Final Statistics
Virginia vs Mississippi State
11/10/17 8:20 p.m. at Starkville, Miss. (Humphrey Coliseum)

Virginia 53 • 0-1

| # | Player | | Total | | | Rebounds | | | PF | TP | A | TO | Blk | Stl | Min | |
|-------------|---------------------|---|--------|--------|-----------|----------|----------|--------|-----------|-------|-------------|-------|----------|-----|-----|----------|
| | | | FG-FGA | FG-FGA | FT-FTA | Off | Def | Tot | | | | | | | | |
| 03 | Lauren Moses | f | 1-6 | 0-0 | 0-0 | 1 | 2 | 3 | 1 | 2 | 1 | 0 | 1 | 2 | 18 | |
| 30 | Felicia Aiyetotan | c | 1-2 | 0-0 | 2-4 | 2 | 5 | 7 | 1 | 4 | 0 | 2 | 4 | 0 | 29 | |
| 04 | Dominique Toussaint | g | 5-10 | 1-3 | 6-7 | 2 | 4 | 6 | 4 | 17 | 3 | 8 | 0 | 1 | 24 | |
| 10 | J'Kyra Brown | g | 2-8 | 0-2 | 0-0 | 0 | 4 | 4 | 4 | 4 | 0 | 6 | 0 | 1 | 32 | |
| 13 | Jocelyn Willoughby | g | 3-4 | 0-0 | 0-0 | 0 | 6 | 6 | 4 | 6 | 0 | 1 | 0 | 1 | 20 | |
| 01 | Bianna Tinsley | | 2-4 | 1-1 | 2-2 | 0 | 2 | 2 | 1 | 7 | 1 | 4 | 0 | 0 | 18 | |
| 05 | Khyasia Caldwell | | 1-2 | 0-0 | 0-0 | 0 | 0 | 0 | 0 | 2 | 0 | 0 | 0 | 1 | 2 | |
| 14 | Lisa Jablonowski | | 2-3 | 1-1 | 0-0 | 0 | 3 | 3 | 4 | 5 | 0 | 1 | 0 | 0 | 17 | |
| 23 | Aliyah Huland El | | 2-6 | 0-2 | 2-2 | 0 | 0 | 0 | 2 | 6 | 0 | 0 | 0 | 0 | 21 | |
| 32 | Mone Jones | | 0-3 | 0-0 | 0-0 | 0 | 0 | 0 | 1 | 0 | 2 | 1 | 0 | 0 | 19 | |
| Team | | | | | | 2 | 1 | 3 | | | | | | | | |
| Totals | | | | 19-48 | 3-9 | 12-15 | 7 | 27 | 34 | 22 | 53 | 7 | 23 | 5 | 6 | 200 |
| 1st - FG %: | | | 4-15 | 26.7% | 2nd: 5-14 | 35.7% | 3rd: 4-9 | 44.4% | 4th: 6-10 | 60.0% | Game: 19-48 | 39.6% | Deadball | | | Rebounds |
| 3FG %: | | | 0-3 | 0.0% | 1-2 | 50.0% | 2-4 | 50.0% | 0-0 | 0.0% | 3-9 | 33.3% | | | | |
| FT %: | | | 2-2 | 100.0% | 2-4 | 50.0% | 4-4 | 100.0% | 4-5 | 80.0% | 12-15 | 80.0% | | | | |

Mississippi State 68 • 1-0

| # | Player | Total | | | 3-Ptr | | Rebounds | | PF | TP | A | TO | Blk | Stl | Min |
|-------------|------------------|-------|--------|-----------|-------|-----------|----------|-----------|-------|-------------|-------|----------|-----|-----|-----|
| | | FG-FA | FG-FGA | FT-FTA | Off | Def | Tot | | | | | | | | |
| 15 | Teaira McCowan | c | 3-10 | 0-0 | 1-2 | 4 | 6 | 10 | 3 | 7 | 1 | 4 | 2 | 1 | 30 |
| 01 | Blair Schaefer | g | 0-5 | 0-4 | 0-0 | 1 | 0 | 1 | 2 | 0 | 2 | 1 | 0 | 1 | 18 |
| 02 | Morgan William | g | 1-4 | 0-1 | 0-0 | 1 | 5 | 6 | 3 | 2 | 8 | 0 | 0 | 2 | 29 |
| 11 | Roshunda Johnson | g | 6-15 | 4-10 | 2-3 | 0 | 0 | 0 | 3 | 18 | 2 | 3 | 1 | 3 | 28 |
| 35 | Victoria Vivians | g | 8-15 | 3-9 | 3-3 | 2 | 5 | 7 | 3 | 22 | 2 | 4 | 1 | 1 | 37 |
| 04 | Amesha Williams | g | 2-5 | 0-0 | 0-0 | 1 | 4 | 5 | 1 | 4 | 0 | 2 | 2 | 3 | 15 |
| 10 | Jazzmun Holmes | g | 0-1 | 0-0 | 2-2 | 0 | 0 | 0 | 2 | 2 | 1 | 2 | 2 | 3 | 11 |
| 20 | Nyah Tate | g | 0-0 | 0-0 | 0-0 | 0 | 0 | 0 | 0 | 0 | 0 | 0 | 0 | 0 | 1 |
| 21 | Jonika Garvin | g | 0-0 | 0-0 | 0-0 | 0 | 0 | 0 | 0 | 0 | 0 | 0 | 0 | 0 | 1 |
| 23 | Bre'Amber Scott | g | 0-0 | 0-0 | 0-0 | 0 | 0 | 0 | 0 | 0 | 0 | 1 | 0 | 0 | 1 |
| 55 | Chloe Bibby | g | 5-8 | 2-3 | 1-1 | 2 | 1 | 3 | 1 | 13 | 0 | 0 | 0 | 0 | 29 |
| | Team | | | | | 2 | 1 | 3 | | | | | | | |
| Totals | | | 25-63 | 9-27 | 9-11 | 13 | 22 | 35 | 18 | 68 | 16 | 17 | 8 | 14 | 200 |
| 1st - FG %: | | 4-13 | 30.8% | 2nd: 7-21 | 33.3% | 3rd: 8-15 | 53.3% | 4th: 6-14 | 42.9% | Game: 25-63 | 39.7% | Deadball | | | |
| 3FG %: | | 2-6 | 33.3% | 1-9 | 11.1% | 5-8 | 62.5% | 1-4 | 25.0% | 9-27 | 33.3% | Rebounds | | | |
| FT %: | | 4-4 | 100.0% | 4-5 | 80.0% | 0-0 | 0.0% | 1-2 | 50.0% | 9-11 | 81.8% | 0 | | | |

Officials: Dee Kantner, Mark Zentz, Carla Fountain
 Technical fouls: Virginia-None. Mississippi State-None.
 Attendance: 6811

| Score by periods | 1st | 2nd | 3rd | 4th | Total |
|-------------------|-----|-----|-----|-----|-------|
| Virginia | 10 | 13 | 14 | 16 | 53 |
| Mississippi State | 14 | 19 | 21 | 14 | 68 |

Last FG - VA 4th-00:22, MS 4th-01:21.
 Largest lead - VA by 2 1st-09:34, MS by 22 4th-07:34.
 VA led for 02:43. MS led for 36:06. Game was tied for 01:11.

Score tied - 2 times.
 Lead changed - 3 times.

| Points | In | Off | 2nd | Fast | Bench |
|--------|----|-----|-----|------|-------|
| VA | 26 | 7 | 5 | 10 | 20 |
| MS | 26 | 26 | 9 | 8 | 19 |



Official Basketball Box Score -- Game Totals -- Final Statistics
Central Connecticut vs Virginia
11/12/17 2 p.m. at Charlottesville, Va.



Central Connecticut 59 • 0-2

| # | Player | | Total | 3-Ptr | Rebounds | | | | | | | | | | |
|-------------|-------------------|---|--------|--------|-----------|-------|-----------|-------|-----------|-------|-------------|-------|----------|-----|-----|
| | | | FG-FGA | FG-FGA | FT-FTA | Off | Def | Tot | PF | TP | A | TO | Blk | Stl | Min |
| 10 | Andi Lydon | f | 1-5 | 0-4 | 1-2 | 2 | 2 | 4 | 4 | 3 | 1 | 0 | 0 | 0 | 24 |
| 33 | Ashley Berube | c | 0-5 | 0-0 | 1-2 | 0 | 6 | 6 | 1 | 1 | 1 | 3 | 1 | 0 | 24 |
| 04 | Kiana Patterson | g | 6-9 | 5-7 | 2-3 | 0 | 2 | 2 | 2 | 19 | 4 | 5 | 0 | 0 | 27 |
| 12 | Sydney Hines | g | 3-10 | 1-7 | 2-2 | 0 | 0 | 0 | 0 | 9 | 0 | 1 | 0 | 0 | 19 |
| 42 | Morgan Johnson | g | 2-6 | 2-6 | 2-0 | 1 | 3 | 4 | 1 | 8 | 0 | 2 | 0 | 0 | 26 |
| 02 | Taylor Goode | | 2-4 | 1-2 | 0-0 | 0 | 2 | 2 | 1 | 5 | 0 | 2 | 0 | 1 | 11 |
| 14 | Ashley Forker | | 1-3 | 1-3 | 1-2 | 1 | 2 | 3 | 0 | 4 | 0 | 3 | 0 | 0 | 17 |
| 15 | Emma McCamus | | 1-2 | 0-1 | 0-0 | 0 | 0 | 0 | 0 | 2 | 1 | 0 | 0 | 1 | 7 |
| 22 | Ashley Chin | | 0-2 | 0-1 | 0-0 | 0 | 2 | 2 | 0 | 0 | 2 | 4 | 0 | 0 | 15 |
| 23 | Bianna Jacobs | | 1-6 | 0-1 | 0-0 | 2 | 0 | 2 | 4 | 2 | 2 | 0 | 0 | 0 | 12 |
| 25 | Denisha Gardener | | 0-2 | 0-0 | 6-10 | 4 | 2 | 6 | 1 | 6 | 0 | 2 | 0 | 0 | 13 |
| 32 | Tiffany Slicklein | | 0-1 | 0-1 | 0-0 | 0 | 0 | 0 | 0 | 0 | 0 | 0 | 0 | 0 | 5 |
| Team | | | | | | 2 | 2 | 4 | | | | | | | |
| Totals | | | 17-55 | 10-33 | 15-23 | 14 | 21 | 35 | 14 | 59 | 11 | 22 | 5 | 2 | 200 |
| 1st - FG %: | | | 5-20 | 25.0% | 2nd: 6-12 | 50.0% | 3rd: 1-11 | 9.1% | 4th: 5-12 | 41.7% | Game: 17-55 | 30.9% | Deadball | | |
| 3FG %: | | | 2-9 | 22.2% | 1-2 | 50.0% | 1-7 | 14.3% | 2-3 | 66.7% | 8-18 | 44.4% | Rebounds | | |
| FT %: | | | 1-2 | 50.0% | 4-6 | 66.7% | 0-0 | 0.0% | 6-9 | 66.7% | 15-23 | 65.2% | | | |

Virginia 103 • 1-1

| # | Player | | Total | | 3-Ptr | | Rebounds | | PF | TP | A | TO | Blk | Stl | Min |
|-------------|---------------------|---|-------|-------|------------|-------|-----------|-------|-----------|-------|-------------|-------|----------|-----|-----|
| | | | FG | FGA | FG | FGA | Off | Def | | | | | | | |
| 03 | Lauren Moses | f | 4-6 | 0-0 | 1-2 | 3 | 3 | 6 | 0 | 9 | 2 | 1 | 1 | 3 | 17 |
| 30 | Felicia Aiyetotan | c | 6-11 | 0-0 | 0-2 | 6 | 4 | 10 | 3 | 12 | 0 | 0 | 1 | 1 | 18 |
| 04 | Dominique Toussaint | g | 6-14 | 3-7 | 2-2 | 1 | 1 | 2 | 1 | 17 | 3 | 0 | 0 | 3 | 18 |
| 10 | J'Kyra Brown | g | 3-6 | 1-4 | 1-2 | 0 | 4 | 4 | 0 | 8 | 2 | 3 | 0 | 1 | 15 |
| 13 | Jocelyn Willoughby | g | 8-13 | 1-1 | 2-3 | 1 | 3 | 4 | 0 | 19 | 2 | 1 | 0 | 1 | 21 |
| 01 | Bianna Tinsley | g | 1-8 | 1-3 | 0-0 | 2 | 2 | 4 | 1 | 3 | 1 | 0 | 0 | 0 | 23 |
| 02 | Jae'Lisa Allen | g | 1-2 | 0-0 | 1-2 | 2 | 0 | 2 | 1 | 3 | 1 | 0 | 1 | 0 | 15 |
| 05 | Khyasia Caldwell | g | 2-3 | 1-2 | 0-2 | 1 | 1 | 2 | 3 | 5 | 1 | 0 | 0 | 0 | 9 |
| 14 | Lisa Jablonowski | g | 2-3 | 0-0 | 0-0 | 3 | 3 | 6 | 0 | 4 | 1 | 0 | 0 | 1 | 18 |
| 23 | Aliyah Huland El | g | 5-6 | 1-1 | 2-2 | 0 | 1 | 1 | 1 | 13 | 2 | 1 | 1 | 3 | 17 |
| 32 | Mone Jones | g | 3-4 | 0-0 | 0-0 | 0 | 0 | 0 | 4 | 6 | 2 | 0 | 0 | 0 | 16 |
| 35 | Shakyna Payne | g | 2-2 | 0-0 | 0-0 | 0 | 3 | 3 | 3 | 4 | 0 | 2 | 0 | 0 | 13 |
| Team | | | | | | 0 | 3 | 3 | | | | | | | |
| Totals | | | 43-78 | 8-18 | 9-17 | 19 | 28 | 47 | 17 | 103 | 19 | 9 | 4 | 13 | 200 |
| 1st - FG %: | | | 14-23 | 60.9% | 2nd: 12-19 | 63.2% | 3rd: 9-20 | 45.0% | 4th: 8-16 | 50.0% | Game: 43-78 | 55.1% | Deadball | | |
| 3FG %: | | | 2-4 | 50.0% | 4-8 | 50.0% | 0-3 | 0.0% | 2-3 | 66.7% | 8-18 | 44.4% | Rebounds | | |
| FT %: | | | 2-3 | 66.7% | 3-7 | 42.9% | 4-5 | 80.0% | 0-2 | 0.0% | 9-17 | 52.9% | | | |

Officials: Billy Smith, Mark Resch, Dawn Marsh
 Technical fouls: Central Connecticut-None. Virginia-None.
 Attendance: 3306

| Score by periods | 1st | 2nd | 3rd | 4th | Total |
|---------------------|-----|-----|-----|-----|-------|
| Central Connecticut | 13 | 21 | 7 | 18 | 59 |
| Virginia | 32 | 31 | 22 | 18 | 103 |

Last FG - CCSU 4th-01:20, VA 4th-02:34.
 Largest lead - CCSU None, VA by 51 4th-06:32.
 CCSU led for 00:00. VA led for 39:52. Game was tied for 00:08.

Score tied - 0 times.
 Lead changed - 0 times.

| | | | | | |
|-------------------|--|--|--|--|--|
| Marsh | | | | | |
| e. Virginia-None. | | | | | |

Official Basketball Box Score -- Game Totals -- Final Statistics

Hampton vs Virginia

11/21/17 7 p.m. at JPJ Arena, Charlottesville, Va.

Hampton 62 • 1-2

| # | Player | Total | | 3-Ptr | | Rebounds | | | PF | TP | A | TO | Blk | Stl | Min |
|-------------|---------------------|--------|--------|-----------|--------|-----------|-------|-----------|-------|-------------|-------|----------|-----|-----|-----|
| | | FG-FGA | FG-FGA | FT-FTA | FT-FTA | Off | Def | Tot | | | | | | | |
| 04 | BROWN, Jephany | f | 1-5 | 1-4 | 2-2 | 0 | 1 | 1 | 2 | 5 | 0 | 0 | 0 | 1 | 16 |
| 21 | SAYLE, Mikayla | f | 3-8 | 0-0 | 1-2 | 2 | 3 | 5 | 1 | 7 | 0 | 0 | 0 | 0 | 30 |
| 01 | JAMES, DeJane | g | 4-12 | 2-5 | 3-5 | 5 | 1 | 6 | 1 | 13 | 4 | 4 | 0 | 1 | 36 |
| 02 | FINNEY-SMITH, Monna | g | 6-14 | 5-11 | 0-0 | 3 | 6 | 9 | 3 | 17 | 2 | 1 | 1 | 0 | 40 |
| 03 | STARR, Allina | g | 3-11 | 1-2 | 2-4 | 4 | 3 | 7 | 3 | 9 | 2 | 1 | 0 | 3 | 40 |
| 10 | WILLIS, K'lynn | | 2-6 | 2-5 | 0-0 | 0 | 2 | 2 | 4 | 6 | 3 | 4 | 0 | 2 | 17 |
| 14 | BATES, Ashley | | 2-5 | 0-1 | 1-2 | 2 | 1 | 3 | 0 | 5 | 0 | 2 | 0 | 2 | 21 |
| Team | | | | | | 4 | 3 | 7 | | | | | | | |
| Totals | | | 21-61 | 11-28 | 9-15 | 20 | 20 | 40 | 14 | 62 | 11 | 13 | 1 | 9 | 200 |
| 1st - FG %: | | 5-14 | 35.7% | 2nd: 5-12 | 41.7% | 3rd: 7-15 | 46.7% | 4th: 4-20 | 20.0% | Game: 21-61 | 34.4% | Deadball | | | |
| 3FG %: | | 3-6 | 50.0% | 1-5 | 20.0% | 4-8 | 50.0% | 3-9 | 33.3% | 11-28 | 39.3% | Rebounds | | | |
| FT %: | | 1-2 | 50.0% | 1-2 | 50.0% | 4-5 | 80.0% | 3-6 | 50.0% | 9-15 | 60.0% | 2 | | | |

Virginia 66 • 2-3

| # | Player | Total | | 3-Ptr | | Rebounds | | | PF | TP | A | TO | Blk | Stl | Min |
|-------------|---------------------|--------|--------|-----------|--------|-----------|-------|-----------|-------|-------------|-------|----------|-----|-----|-----|
| | | FG-FGA | FG-FGA | FT-FTA | FT-FTA | Off | Def | Tot | | | | | | | |
| 03 | Lauren Moses | f | 4-7 | 0-0 | 1-2 | 1 | 4 | 5 | 4 | 9 | 0 | 1 | 1 | 2 | 25 |
| 01 | Brianna Tinsley | g | 3-5 | 0-1 | 0-0 | 0 | 1 | 1 | 2 | 6 | 0 | 5 | 1 | 1 | 23 |
| 04 | Dominique Toussaint | g | 5-11 | 1-6 | 3-6 | 0 | 3 | 3 | 2 | 14 | 6 | 3 | 0 | 2 | 34 |
| 13 | Jocelyn Willoughby | g | 6-9 | 1-1 | 2-2 | 2 | 4 | 6 | 5 | 15 | 0 | 1 | 0 | 1 | 30 |
| 23 | Aliyah Huland El | g | 3-9 | 2-3 | 2-2 | 0 | 2 | 2 | 1 | 10 | 2 | 1 | 1 | 2 | 29 |
| 10 | J'Kyra Brown | | 2-6 | 2-5 | 0-0 | 0 | 3 | 3 | 0 | 6 | 2 | 1 | 0 | 0 | 24 |
| 14 | Lisa Jablonowski | | 2-3 | 0-0 | 0-0 | 0 | 3 | 3 | 1 | 4 | 1 | 0 | 0 | 2 | 20 |
| 30 | Felicia Aiyetotan | | 1-2 | 0-0 | 0-0 | 0 | 3 | 3 | 3 | 2 | 0 | 1 | 3 | 0 | 15 |
| Team | | | | | | 5 | 1 | 6 | | | | | | | |
| Totals | | | 26-52 | 6-16 | 8-12 | 8 | 24 | 32 | 18 | 66 | 11 | 13 | 6 | 10 | 200 |
| 1st - FG %: | | 6-14 | 42.9% | 2nd: 7-12 | 58.3% | 3rd: 8-14 | 57.1% | 4th: 5-12 | 41.7% | Game: 26-52 | 50.0% | Deadball | | | |
| 3FG %: | | 1-3 | 33.3% | 3-6 | 50.0% | 0-2 | 0.0% | 2-4 | 50.0% | 6-16 | 37.5% | Rebounds | | | |
| FT %: | | 3-4 | 75.0% | 3-4 | 75.0% | 0-0 | 0.0% | | | 8-12 | 66.7% | 2 | | | |

Officials: Bryan Enterline, Edward Sidlasky, Angel Stanton
 Technical fouls: Hampton-None. Virginia-None.
 Attendance: 2546
 UVA: 13 fouled out at 3:47 (IV)

| Score by periods | 1st | 2nd | 3rd | 4th | Total |
|------------------|-----|-----|-----|-----|-------|
| Hampton | 14 | 12 | 22 | 14 | 62 |
| Virginia | 16 | 20 | 16 | 14 | 66 |

Last FG - HAMW 4th-00:17, VA 4th-00:37.
 Largest lead - HAMW by 3 1st-09:08, VA by 15 2nd-03:05.
 HAMW led for 04:02. VA led for 33:37. Game was tied for 02:21.

Score tied - 4 times.
 Lead changed - 5 times.

Official Basketball Box Score -- Game Totals -- Final Statistics

Harvard vs Virginia

11/25/17 2:00 pm at JPJ Arena, Charlottesville, Va.

Harvard 48 • 3-3

| # | Player | Total | | 3-Ptr | | Rebounds | | | PF | TP | A | TO | Blk | Stl | Min |
|-------------|-------------------|--------|--------|-----------|--------|-----------|--------|-----------|-------|-------------|-------|----------|-----|-----|-----|
| | | FG-FGA | FG-FGA | FT-FTA | FT-FTA | Off | Def | Tot | | | | | | | |
| 13 | Boehm, Jeannie | f | 4-7 | 0-0 | 0-0 | 0 | 0 | 0 | 5 | 8 | 0 | 2 | 4 | 1 | 28 |
| 03 | Benzan, Katie | g | 4-7 | 3-6 | 0-0 | 0 | 7 | 7 | 1 | 11 | 2 | 3 | 0 | 2 | 35 |
| 11 | Porter, Kirby | g | 0-2 | 0-1 | 0-0 | 0 | 3 | 3 | 0 | 0 | 2 | 2 | 0 | 0 | 15 |
| 20 | Raster, Madeline | g | 4-10 | 1-4 | 2-2 | 0 | 4 | 4 | 1 | 11 | 2 | 2 | 0 | 1 | 36 |
| 31 | Rooks, Taylor | g | 3-8 | 0-0 | 2-2 | 1 | 2 | 3 | 3 | 8 | 1 | 2 | 1 | 0 | 26 |
| 00 | Redford, Nani | | 1-2 | 0-1 | 2-4 | 1 | 2 | 3 | 0 | 4 | 0 | 1 | 0 | 0 | 8 |
| 14 | Barta, Mackenzie | | 0-1 | 0-1 | 0-0 | 0 | 0 | 0 | 1 | 0 | 0 | 0 | 0 | 0 | 3 |
| 21 | Tworek, Grace | | 1-2 | 0-1 | 0-0 | 1 | 0 | 1 | 0 | 2 | 0 | 0 | 0 | 0 | 7 |
| 22 | Stuhreyer, Maddie | | 0-1 | 0-0 | 0-0 | 0 | 0 | 0 | 2 | 0 | 0 | 0 | 1 | 0 | 6 |
| 24 | Bush, Jady | | 1-3 | 0-0 | 0-0 | 0 | 2 | 2 | 3 | 2 | 0 | 2 | 0 | 1 | 13 |
| 25 | Skinner, Sydney | | 0-4 | 0-2 | 2-2 | 0 | 1 | 1 | 5 | 2 | 2 | 5 | 0 | 2 | 23 |
| Team | | | | | | 5 | 3 | 8 | | | | | | | |
| Totals | | | 18-47 | 4-16 | 8-10 | 11 | 24 | 35 | 21 | 48 | 9 | 20 | 6 | 7 | 200 |
| 1st - FG %: | | 3-13 | 23.1% | 2nd: 5-14 | 35.7% | 3rd: 5-10 | 50.0% | 4th: 5-10 | 50.0% | Game: 18-47 | 38.3% | Deadball | | | |
| 3FG %: | | 1-4 | 25.0% | 1-8 | 12.5% | 1-2 | 50.0% | 1-2 | 50.0% | 4-16 | 25.0% | Rebounds | | | |
| FT %: | | 0-0 | 0.0% | 2-4 | 50.0% | 6-6 | 100.0% | 0-0 | 0.0% | 8-10 | 80.0% | 2 | | | |

Virginia 50 • 3-3

| # | Player | Total | | 3-Ptr | | Rebounds | | | PF | TP | A | TO | Blk | Stl | Min |
|-------------|---------------------|--------|--------|-----------|--------|-----------|-------|-----------|-------|-------------|-------|----------|-----|-----|-----|
| | | FG-FGA | FG-FGA | FT-FTA | FT-FTA | Off | Def | Tot | | | | | | | |
| 03 | Lauren Moses | f | 4-11 | 0-0 | 5-8 | 6 | 4 | 10 | 2 | 13 | 0 | 1 | 1 | 2 | 28 |
| 13 | Jocelyn Willoughby | f | 4-11 | 2-4 | 2-4 | 7 | 1 | 8 | 3 | 12 | 1 | 4 | 1 | 2 | 37 |
| 01 | Brianna Tinsley | g | 0-6 | 0-5 | 1-2 | 0 | 1 | 1 | 0 | 1 | 0 | 0 | 0 | 1 | 17 |
| 04 | Dominique Toussaint | g | 2-12 | 1-3 | 0-0 | 0 | 3 | 3 | 2 | 5 | 2 | 2 | 0 | 0 | 37 |
| 23 | Aliyah Huland El | g | 2-6 | 2-5 | 2-2 | 2 | 3 | 5 | 2 | 8 | 4 | 4 | 2 | 2 | 26 |
| 10 | J'Kyra Brown | | 1-7 | 0-4 | 1-2 | 0 | 1 | 1 | 2 | 3 | 0 | 1 | 0 | 0 | 24 |
| 14 | Lisa Jablonowski | | 1-3 | 0-0 | 0-2 | 4 | 2 | 6 | 1 | 2 | 1 | 1 | 0 | 1 | 16 |
| 30 | Felicia Aiyetotan | | 2-6 | 0-0 | 2-3 | 6 | 1 | 7 | 3 | 6 | 2 | 0 | 0 | 0 | 15 |
| Team | | | | | | 2 | 2 | 4 | | | | | | | |
| Totals | | | 16-62 | 5-21 | 13-23 | 27 | 18 | 45 | 15 | 50 | 10 | 13 | 4 | 8 | 200 |
| 1st - FG %: | | 2-15 | 13.3% | 2nd: 5-20 | 25.0% | 3rd: 3-15 | 20.0% | 4th: 6-12 | 50.0% | Game: 16-62 | 25.8% | Deadball | | | |
| 3FG %: | | 0-5 | 0.0% | 1-6 | 16.7% | 1-4 | 25.0% | 3-6 | 50.0% | 5-21 | 23.8% | Rebounds | | | |
| FT %: | | 3-6 | 50.0% | 5-7 | 71.4% | 0-0 | 0.0% | 5-10 | 50.0% | 13-23 | 56.5% | 5 | | | |

Officials: Lawson Newton, Jeffrey Smith, Felicia Young
 Technical fouls: Harvard-None. Virginia-None.
 Attendance: 2838
 Cavalier Classic Tournament - Presented by DoubleTree by Hilton
 Harvard #13 fouled out with 1:35 remaining;
 Harvard #25 fouled out with 00:01 remaining

| Score by periods | 1st | 2nd | 3rd | 4th | Total |
|------------------|-----|-----|-----|-----|-------|
| Harvard | 7 | 13 | 17 | 11 | 48 |
| Virginia | 7 | 16 | 7 | 20 | 50 |

Last FG - HARV 4th-04:16, VA 4th-00:51.
 Largest lead - HARV by 9 4th-09:40, VA by 6 2nd-00:31.
 HARV led for 17:39. VA led for 13:34. Game was tied for 08:47.

Score tied - 6 times.
 Lead changed - 8 times.

Official Basketball Box Score -- Game Totals -- Final Statistics

Duquesne vs Virginia

11/26/17 3:30 p.m. at JPJ Arena, Charlottesville, Va.

Duquesne 74 • 5-2

| # | Player | Total | | 3-Ptr | | Rebounds | | | PF | TP | A | TO | Blk | Stl | Min |
|-------------|---------------------|--------|--------|-----------|--------|-----------|-------|-----------|-------|-------------|-------|----------|-----|-----|-----|
| | | FG-FGA | FG-FGA | FT-FTA | FT-FTA | Off | Def | Tot | | | | | | | |
| 10 | CANNON, Paige | f | 3-6 | 0-1 | 2-2 | 6 | 9 | 15 | 4 | 8 | 3 | 1 | 1 | 0 | 33 |
| 42 | LASS, Kadri-Ann | f | 5-14 | 1-3 | 0-0 | 2 | 3 | 5 | 3 | 11 | 2 | 3 | 1 | 0 | 32 |
| 02 | OMOGROSSO, Chassidy | g | 7-14 | 3-8 | 8-10 | 0 | 4 | 4 | 2 | 25 | 2 | 1 | 0 | 2 | 40 |
| 03 | VOJINOVIC, Julijana | g | 6-18 | 4-9 | 6-6 | 1 | 4 | 5 | 4 | 22 | 1 | 3 | 1 | 1 | 38 |
| 22 | RICHARDSON, Conor | g | 2-5 | 1-2 | 3-4 | 1 | 2 | 3 | 5 | 8 | 2 | 2 | 1 | 2 | 31 |
| 14 | KUTTORG, Eniko | | 0-1 | 0-0 | 0-0 | 2 | 2 | 4 | 0 | 0 | 1 | 1 | 0 | 0 | 9 |
| 21 | BAZZELAK, Libby | | 0-0 | 0-0 | 0-0 | 1 | 1 | 2 | 0 | 0 | 0 | 1 | 0 | 0 | 11 |
| 23 | TULONEN, Helmi | | 0-0 | 0-0 | 0-0 | 0 | 0 | 0 | 0 | 0 | 0 | 1 | 0 | 0 | 6 |
| Team | | | | | | 2 | 2 | 4 | | | | | | | |
| Totals | | | 23-58 | 9-23 | 19-22 | 15 | 27 | 42 | 18 | 74 | 11 | 14 | 4 | 5 | 200 |
| 1st - FG %: | | 6-18 | 33.3% | 2nd: 4-17 | 23.5% | 3rd: 8-12 | 66.7% | 4th: 5-11 | 45.5% | Game: 23-58 | 39.7% | Deadball | | | |
| 3FG %: | | 3-6 | 50.0% | 1-6 | 16.7% | 4-7 | 57.1% | 1-4 | 25.0% | 9-23 | 39.1% | Rebounds | | | |
| FT %: | | 2-2 | 100.0% | 3-4 | 75.0% | 0-0 | 0.0% | 14-16 | 87.5% | 19-22 | 86.4% | 2 | | | |

Virginia 63 • 3-4

| # | Player | | Total | | 3-Ptr | | Rebounds | | | PF | TP | A | TO | Blk | Stl | Min |
|--------|---------------------|------|--------|--------|--------|-------|----------|------|-------|------|------|-------|-------|-------|-------|----------|
| | | | FG-FGA | FG-FGA | FT-FTA | Off | Def | Tot | | | | | | | | |
| 03 | Lauren Moses | f | 1-8 | 0-0 | 1-2 | 5 | 1 | 6 | 0 | 3 | 1 | 0 | 1 | 0 | 23 | |
| 13 | Jocelyn Willoughby | f | 3-10 | 0-1 | 0-0 | 0 | 4 | 4 | 5 | 6 | 2 | 2 | 0 | 2 | 30 | |
| 01 | Bianna Tinsley | g | 1-1 | 1-1 | 0-0 | 0 | 2 | 2 | 2 | 3 | 1 | 0 | 0 | 0 | 19 | |
| 04 | Dominique Toussaint | f | 5-12 | 1-3 | 0-0 | 0 | 2 | 2 | 3 | 11 | 2 | 3 | 0 | 0 | 27 | |
| 23 | Aliyah Hulan | g | 5-13 | 4-10 | 3-5 | 2 | 2 | 4 | 3 | 17 | 0 | 1 | 1 | 0 | 23 | |
| 02 | Jae'Lisa Allen | f | 0-1 | 0-0 | 0-0 | 0 | 0 | 0 | 0 | 0 | 0 | 0 | 0 | 1 | 0 | |
| 05 | Khyasia Caldwell | f | 0-0 | 0-0 | 0-0 | 0 | 0 | 0 | 2 | 0 | 0 | 0 | 0 | 0 | 0+ | |
| 10 | J'Kyra Brown | f | 4-9 | 2-5 | 5-6 | 1 | 3 | 4 | 5 | 15 | 2 | 3 | 0 | 1 | 36 | |
| 14 | Lisa Jablonowska | f | 3-8 | 0-0 | 0-0 | 3 | 1 | 4 | 2 | 6 | 2 | 1 | 0 | 0 | 25 | |
| 30 | Felicia Aiyetotan | f | 1-1 | 0-0 | 0-0 | 0 | 5 | 5 | 1 | 2 | 2 | 2 | 3 | 0 | 17 | |
| | Team | | | | | 3 | 1 | 4 | | | | | | | | |
| Totals | | | 23-63 | 8-22 | 9-13 | 14 | 21 | 35 | 23 | 63 | 14 | 63 | 5 | 4 | 200 | |
| 1st | 3FG %: | 8-16 | 50.0% | 2nd: | 5-13 | 38.5% | 3rd: | 4-16 | 25.0% | 4th: | 6-18 | 33.3% | Game: | 23-63 | 36.5% | Deadball |
| | FT %: | 3-5 | 60.0% | | 0-4 | 0.0% | | 0-4 | 0.0% | | 3-7 | 42.9% | | 8-23 | 34.8% | Rebounds |
| | FT %: | 1-2 | 50.0% | | 0-0 | 0.0% | | 3-4 | 75.0% | | 5-7 | 71.4% | | 9-13 | 69.2% | |

Official Basketball Box Score -- Game Totals -- Final Statistics

UNCG vs Virginia

12/02/17 6 p.m. at JPJ Arena, Charlottesville, Va.

UNCG 50 • 4-4

| # | Player | Total | | 3-Ptr | | Rebounds | | | PF | TP | A TO Blk Stl | | | | Min |
|-------------|------------------|--------|--------|-----------|--------|-----------|-------|-----------|-------|-------------|--------------|----------|-----|-----|-----|
| | | FG-FGA | FG-FGA | FT-FTA | FT-FTA | Off | Def | Tot | | | A | TO | Blk | Stl | |
| 23 | Te'ja Twitty | f | 2-3 | 0-0 | 3-4 | 1 | 2 | 3 | 2 | 7 | 1 | 2 | 0 | 0 | 26 |
| 25 | Ije Ajemba | c | 3-14 | 0-0 | 2-2 | 2 | 4 | 6 | 3 | 8 | 1 | 1 | 0 | 0 | 34 |
| 02 | Alexus Willey | g | 2-5 | 1-3 | 2-4 | 1 | 2 | 3 | 2 | 7 | 1 | 1 | 0 | 1 | 27 |
| 05 | Brandi Fier | g | 1-6 | 0-2 | 0-0 | 0 | 1 | 1 | 1 | 2 | 2 | 3 | 0 | 1 | 30 |
| 35 | Nadine Soliman | g | 6-16 | 2-8 | 1-2 | 1 | 3 | 4 | 1 | 15 | 1 | 2 | 0 | 1 | 34 |
| 00 | D.J. Howard | g | 0-0 | 0-0 | 0-0 | 0 | 0 | 0 | 0 | 0 | 0 | 0 | 0 | 0 | 5 |
| 03 | Alexis Pitchford | g | 2-5 | 1-1 | 0-0 | 0 | 0 | 0 | 0 | 5 | 0 | 1 | 0 | 1 | 14 |
| 04 | Mangela Ngandjui | g | 2-2 | 0-0 | 0-0 | 0 | 1 | 1 | 1 | 4 | 0 | 0 | 1 | 0 | 11 |
| 11 | Amesha Miller | g | 0-1 | 0-0 | 2-2 | 0 | 0 | 0 | 0 | 2 | 0 | 0 | 0 | 0 | 6 |
| 12 | Cece Crudup | g | 0-0 | 0-0 | 0-0 | 0 | 0 | 0 | 0 | 0 | 0 | 1 | 0 | 0 | 3 |
| 21 | Aneka Yelverton | g | 0-2 | 0-1 | 0-0 | 0 | 1 | 1 | 0 | 0 | 0 | 0 | 0 | 1 | 7 |
| 23 | Dijana Milisic | g | 0-0 | 0-0 | 0-0 | 0 | 0 | 0 | 1 | 0 | 0 | 1 | 0 | 0 | 3 |
| Team | | | | | | 5 | 2 | 7 | | | 2 | | | | |
| Totals | | | 18-54 | 4-15 | 10-14 | 10 | 16 | 26 | 11 | 50 | 6 | 14 | 1 | 8 | 200 |
| 1st - FG %: | | 5-17 | 29.4% | 2nd: 4-13 | 30.8% | 3rd: 5-13 | 38.5% | 4th: 4-11 | 36.4% | Game: 18-54 | 33.3% | Deadball | | | |
| 3FG %: | | 4-9 | 44.4% | 2nd: 0-2 | 0.0% | 3rd: 0-3 | 0.0% | 4th: 0-1 | 0.0% | Game: 4-15 | 26.7% | Rebounds | | | |
| FT %: | | 0-0 | 0.0% | 2nd: 1-2 | 50.0% | 3rd: 1-4 | 25.0% | 4th: 0-1 | 0.0% | Game: 10-14 | 71.4% | 2 | | | |

Virginia 68 • 4-5

| # | Player | Total | | 3-Ptr | | Rebounds | | | PF | TP | A TO Blk Stl | | | | Min |
|-------------|---------------------|--------|--------|-----------|--------|-----------|-------|----------|-------|-------------|--------------|----------|-----|-----|-----|
| | | FG-FGA | FG-FGA | FT-FTA | FT-FTA | Off | Def | Tot | | | A | TO | Blk | Stl | |
| 13 | Jocelyn Willoughby | f | 5-7 | 1-1 | 0-0 | 0 | 2 | 2 | 3 | 11 | 1 | 0 | 0 | 0 | 22 |
| 30 | Felicia Aiyetean | c | 3-8 | 0-0 | 2-4 | 2 | 7 | 9 | 1 | 8 | 1 | 5 | 6 | 0 | 26 |
| 01 | Brianna Tinsley | g | 1-3 | 0-2 | 2-4 | 0 | 1 | 1 | 3 | 4 | 3 | 1 | 0 | 1 | 22 |
| 04 | Dominique Toussaint | g | 4-7 | 1-3 | 2-2 | 0 | 4 | 4 | 2 | 11 | 1 | 3 | 0 | 1 | 26 |
| 23 | Aliyah Huland El | g | 5-8 | 3-4 | 0-0 | 0 | 3 | 3 | 4 | 13 | 2 | 5 | 1 | 1 | 30 |
| 02 | Jae'Lisa Allen | g | 2-4 | 0-0 | 0-0 | 0 | 0 | 0 | 0 | 4 | 1 | 2 | 0 | 1 | 12 |
| 05 | Khyasia Caldwell | g | 0-0 | 0-0 | 0-0 | 0 | 0 | 0 | 1 | 0 | 0 | 1 | 0 | 0 | 5 |
| 10 | J'Kyra Brown | g | 5-6 | 4-4 | 1-2 | 0 | 6 | 6 | 3 | 15 | 4 | 1 | 0 | 0 | 29 |
| 14 | Lisa Jablonowski | g | 1-2 | 0-1 | 0-2 | 3 | 1 | 4 | 1 | 2 | 2 | 2 | 0 | 1 | 25 |
| 35 | Shakyna Payne | g | 0-1 | 0-0 | 0-0 | 0 | 0 | 0 | 1 | 0 | 0 | 0 | 0 | 0 | 3 |
| Team | | | | | | 2 | 4 | 6 | | | | | | | |
| Totals | | | 26-46 | 9-15 | 7-14 | 7 | 28 | 35 | 19 | 68 | 15 | 20 | 7 | 5 | 200 |
| 1st - FG %: | | 6-13 | 46.2% | 2nd: 8-11 | 72.7% | 3rd: 6-13 | 46.2% | 4th: 6-9 | 66.7% | Game: 26-46 | 56.5% | Deadball | | | |
| 3FG %: | | 2-4 | 50.0% | 2nd: 3-3 | 100.0% | 3rd: 1-4 | 25.0% | 4th: 3-4 | 75.0% | Game: 9-15 | 60.0% | Rebounds | | | |
| FT %: | | 4-6 | 66.7% | 2nd: 0-0 | 0.0% | 3rd: 0-0 | 0.0% | 4th: 3-8 | 37.5% | Game: 7-14 | 50.0% | 4 | | | |

Officials: Bryan Brunette, Jennifer Rezac, Timothy Bryant
Technical fouls: UNCG-None. Virginia-Jae'Lisa Allen.
Attendance: 2642

| Score by periods | 1st | 2nd | 3rd | 4th | Total |
|------------------|-----|-----|-----|-----|-------|
| UNCG | 14 | 9 | 13 | 14 | 50 |
| Virginia | 18 | 19 | 13 | 18 | 68 |

Last FG - UNCG 4th-01:51, VA 4th-00:17.
Largest lead - UNCG by 1 1st-06:10, VA by 19 4th-05:15.
UNCG led for 00:54. VA led for 38:44. Game was tied for 00:22.

Score tied - 1 time.
Lead changed - 2 times.

Official Basketball Box Score -- Game Totals -- Final Statistics

Virginia vs Rutgers

12/2/17 6 p.m. at Piscataway, N.J. - The RAC

Virginia 43 • 4-6

| # | Player | Total | | 3-Ptr | | Rebounds | | | PF | TP | A TO Blk Stl | | | | Min |
|-------------|---------------------|--------|--------|----------|--------|-----------|-------|-----------|-------|-------------|--------------|----------|-----|-----|-----|
| | | FG-FGA | FG-FGA | FT-FTA | FT-FTA | Off | Def | Tot | | | A | TO | Blk | Stl | |
| 13 | Jocelyn Willoughby | f | 5-14 | 2-4 | 2-2 | 0 | 2 | 2 | 2 | 14 | 1 | 3 | 0 | 1 | 38 |
| 30 | Felicia Aiyetean | c | 3-7 | 0-0 | 0-0 | 2 | 9 | 11 | 1 | 6 | 1 | 2 | 4 | 0 | 37 |
| 01 | Brianna Tinsley | g | 1-2 | 1-1 | 2-2 | 0 | 1 | 1 | 3 | 5 | 0 | 3 | 0 | 0 | 20 |
| 10 | J'Kyra Brown | g | 5-11 | 3-8 | 0-2 | 1 | 5 | 6 | 3 | 13 | 3 | 0 | 0 | 1 | 40 |
| 23 | Aliyah Huland El | g | 1-4 | 0-2 | 1-2 | 2 | 2 | 4 | 4 | 3 | 2 | 2 | 0 | 0 | 25 |
| 02 | Jae'Lisa Allen | g | 0-1 | 0-0 | 0-0 | 0 | 0 | 0 | 0 | 0 | 0 | 0 | 0 | 0 | 3 |
| 04 | Dominique Toussaint | g | 0-4 | 0-1 | 0-0 | 0 | 0 | 0 | 2 | 0 | 1 | 1 | 0 | 0 | 9 |
| 05 | Khyasia Caldwell | g | 0-0 | 0-0 | 0-0 | 0 | 0 | 0 | 1 | 0 | 0 | 0 | 0 | 0 | 1 |
| 14 | Lisa Jablonowski | g | 1-2 | 0-0 | 0-0 | 1 | 3 | 4 | 1 | 2 | 2 | 1 | 0 | 1 | 27 |
| Team | | | | | | 0 | 1 | 1 | | | | | | | |
| Totals | | | 16-45 | 6-16 | 5-8 | 6 | 23 | 29 | 17 | 43 | 10 | 12 | 4 | 3 | 200 |
| 1st - FG %: | | 5-11 | 45.5% | 2nd: 1-9 | 11.1% | 3rd: 4-11 | 36.4% | 4th: 6-14 | 42.9% | Game: 16-45 | 35.6% | Deadball | | | |
| 3FG %: | | 2-4 | 50.0% | 2nd: 1-3 | 33.3% | 3rd: 2-4 | 50.0% | 4th: 1-5 | 20.0% | Game: 6-16 | 37.5% | Rebounds | | | |
| FT %: | | 0-0 | 0.0% | 2nd: 2-2 | 100.0% | 3rd: 1-2 | 50.0% | 4th: 2-4 | 50.0% | Game: 5-8 | 62.5% | 2 | | | |

Rutgers 52 • 8-2

| # | Player | Total | | 3-Ptr | | Rebounds | | | PF | TP | A TO Blk Stl | | | | Min |
|-------------|----------------------|--------|--------|-----------|--------|-----------|--------|-----------|-------|-------------|--------------|----------|-----|-----|-----|
| | | FG-FGA | FG-FGA | FT-FTA | FT-FTA | Off | Def | Tot | | | A | TO | Blk | Stl | |
| 35 | Stasha Carey | f | 2-5 | 1-2 | 4-6 | 4 | 5 | 9 | 2 | 9 | 0 | 2 | 0 | 3 | 29 |
| 40 | Victoria Harris | c | 2-3 | 0-0 | 1-2 | 4 | 2 | 6 | 2 | 5 | 1 | 0 | 1 | 2 | 25 |
| 03 | Tyler Scaife | g | 8-17 | 1-4 | 5-5 | 1 | 3 | 4 | 2 | 22 | 2 | 0 | 3 | 1 | 29 |
| 10 | Kathleen Fitzpatrick | g | 0-0 | 0-0 | 0-0 | 1 | 0 | 1 | 0 | 0 | 0 | 1 | 0 | 0 | 5 |
| 12 | Khadiaza Sanders | g | 1-4 | 0-2 | 0-0 | 1 | 5 | 6 | 4 | 2 | 5 | 1 | 0 | 0 | 25 |
| 01 | Jazlynd Rollins | g | 2-9 | 0-1 | 2-4 | 0 | 2 | 2 | 2 | 6 | 0 | 0 | 0 | 0 | 18 |
| 04 | Kate Hill | g | 0-1 | 0-1 | 0-0 | 0 | 0 | 0 | 0 | 0 | 0 | 0 | 0 | 0 | 9 |
| 05 | Ciani Cryor | g | 0-4 | 0-2 | 0-0 | 0 | 1 | 1 | 0 | 0 | 1 | 4 | 0 | 3 | 13 |
| 11 | Nigia Greene | g | 2-6 | 1-4 | 1-4 | 0 | 3 | 3 | 1 | 6 | 2 | 0 | 0 | 0 | 21 |
| 15 | Caitlin Jenkins | g | 1-1 | 0-0 | 0-0 | 1 | 0 | 1 | 2 | 2 | 0 | 0 | 0 | 0 | 15 |
| 31 | Tekia Mack | g | 0-2 | 0-2 | 0-0 | 0 | 0 | 0 | 0 | 0 | 1 | 0 | 0 | 0 | 11 |
| Team | | | | | | 2 | 3 | 5 | | | | | | | |
| Totals | | | 18-52 | 3-18 | 13-21 | 14 | 24 | 38 | 15 | 52 | 12 | 8 | 4 | 9 | 200 |
| 1st - FG %: | | 3-12 | 25.0% | 2nd: 6-18 | 33.3% | 3rd: 5-12 | 41.7% | 4th: 4-10 | 40.0% | Game: 18-52 | 34.6% | Deadball | | | |
| 3FG %: | | 1-6 | 16.7% | 2nd: 2-6 | 33.3% | 3rd: 0-4 | 0.0% | 4th: 0-2 | 0.0% | Game: 3-18 | 16.7% | Rebounds | | | |
| FT %: | | 4-4 | 100.0% | 2nd: 1-2 | 50.0% | 3rd: 2-2 | 100.0% | 4th: 6-13 | 46.2% | Game: 13-21 | 61.9% | 5 | | | |

Officials: Dee Kanter, Cameron Inouye, Frank Statorore
Technical fouls: Virginia-None. Rutgers-None.
Attendance: 1368

| Score by periods | 1st | 2nd | 3rd | 4th | Total |
|------------------|-----|-----|-----|-----|-------|
| Virginia | 12 | 5 | 11 | 15 | 43 |
| Rutgers | 11 | 15 | 12 | 14 | 52 |

Last FG - VA 4th-01:16, RU 4th-02:46.
Largest lead - VA by 1 1st-01:07, RU by 11 3rd-07:56.
VA led for 00:48. RU led for 38:24. Game was tied for 00:48.

Score tied - 0 times.
Lead changed - 4 times.

Official Basketball Box Score -- Game Totals -- Final Statistics

Virginia vs Ohio

12/17/17 3:30 PM at Student Life Center, West Palm Beach, FL

Virginia 77 • 5-6

| # | Player | | Total | | 3-Ptr | | Rebounds | | | | | PF | TP | A | TO | Blk | Stl | Min |
|----------------------|---------------------|---|-----------------|------------------|-----------------|-------------------|----------|-------------------|----|----|----|----|----|---|----|-----|-----|-----|
| | | | FG-FGA | FG-FGA | FT-FTA | Off | Def | Tot | | | | | | | | | | |
| 30 | Felicia Aiyetean | f | 4-11 | 0-0 | 2-4 | 6 | 8 | 14 | 0 | 10 | 0 | 0 | 3 | 0 | 0 | 22 | | |
| 01 | Brianna Tinsley | g | 1-6 | 1-4 | 0-0 | 0 | 3 | 3 | 1 | 3 | 5 | 3 | 0 | 0 | 0 | 28 | | |
| 04 | Dominique Toussaint | g | 5-9 | 3-6 | 0-0 | 0 | 6 | 6 | 3 | 13 | 5 | 5 | 0 | 2 | 26 | | | |
| 13 | Jocelyn Willoughby | g | 2-3 | 0-0 | 0-0 | 0 | 3 | 3 | 0 | 4 | 2 | 0 | 0 | 0 | 0 | 23 | | |
| 23 | Aliyah Huland El | g | 8-15 | 1-2 | 0-0 | 3 | 0 | 3 | 2 | 17 | 1 | 2 | 1 | 0 | 0 | 25 | | |
| 02 | Jae'Lisa Allen | g | 1-1 | 0-0 | 0-0 | 0 | 2 | 2 | 2 | 2 | 0 | 0 | 0 | 0 | 0 | 8 | | |
| 03 | Lauren Moses | g | 2-2 | 0-0 | 3-4 | 3 | 2 | 5 | 2 | 7 | 0 | 3 | 1 | 0 | 0 | 13 | | |
| 05 | Khyasia Caldwell | g | 0-3 | 0-0 | 0-0 | 0 | 0 | 0 | 1 | 0 | 0 | 0 | 0 | 0 | 0 | 3 | | |
| 10 | J'Kyra Brown | g | 4-6 | 4-5 | 2-2 | 1 | 4 | 5 | 2 | 14 | 6 | 4 | 0 | 0 | 0 | 28 | | |
| 14 | Lisa Jablonowski | g | 3-5 | 0-1 | 0-0 | 2 | 1 | 3 | 1 | 6 | 1 | 0 | 0 | 0 | 0 | 21 | | |
| 35 | Shakyna Payne | g | 0-1 | 0-0 | 1-2 | 2 | 1 | 3 | 1 | 1 | 0 | 1 | 0 | 0 | 0 | 3 | | |
| Team | | | | | | | | | | | | | | | | | | |
| Totals | | | | 30-62 | 9-18 | 8-12 | 20 | 31 | 51 | 15 | 77 | 20 | 18 | 5 | 2 | 200 | | |
| 1st FG %: 8-15 53.3% | | | 2nd: 6-16 37.5% | 3rd: 10-15 66.7% | 4th: 3-16 18.8% | Game: 30-62 48.4% | | Deadball Rebounds | | | | | | | | | | |
| 3FG %: 3-6 50.0% | | | 2-6 33.3% | 1-1 50.0% | 3-5 60.0% | 9-12 75.0% | | | | | | | | | | | | |
| FT %: 0-0 0.0% | | | 2-2 100.0% | 4-6 66.7% | 2-4 50.0% | 8-12 66.7% | | | | | | | | | | | | |



Official Basketball Box Score -- Game Totals -- Final Statistics
Manhattan vs Virginia
12/21/17 7 p.m. at JPJ Arena, Charlottesville, Va.



Manhattan 47 • 3-8

| # | Player | Total | | 3-Ptr | | Rebounds | | | PF | TP | A TO Blk Stl | | | | Min |
|--------|---------------------|--------|--------|--------|--------|----------|-----|-----|----|----|--------------|----|-----|-----|-----|
| | | FG-FGA | FG-FGA | FT-FTA | FT-FTA | Off | Def | Tot | | | A | TO | Blk | Stl | |
| 35 | Grimme, Kayla | f | 7-17 | 1-5 | 0-0 | 1 | 3 | 4 | 4 | 15 | 0 | 2 | 1 | 0 | 31 |
| 22 | Warley, Courtney | c | 2-4 | 0-0 | 2-2 | 0 | 2 | 2 | 4 | 6 | 1 | 2 | 0 | 2 | 22 |
| 13 | Morgan, Lizahya | g | 2-8 | 0-6 | 0-0 | 0 | 3 | 3 | 1 | 4 | 2 | 2 | 0 | 1 | 25 |
| 14 | Williams, Taylor | g | 1-2 | 1-1 | 0-0 | 1 | 1 | 2 | 0 | 3 | 1 | 0 | 0 | 0 | 15 |
| 15 | Tatum, Amani | g | 2-10 | 2-8 | 0-0 | 3 | 5 | 8 | 3 | 6 | 5 | 6 | 0 | 6 | 37 |
| 02 | Cajou, Gabby | | 1-6 | 1-3 | 0-0 | 0 | 2 | 2 | 1 | 3 | 2 | 5 | 0 | 0 | 32 |
| 03 | O'Reilly, KellyAnne | | 0-0 | 0-0 | 0-0 | 0 | 0 | 0 | 0 | 0 | 1 | 0 | 0 | 0 | 1 |
| 04 | Bedecker, Emma | | 0-0 | 0-0 | 0-0 | 0 | 0 | 0 | 0 | 0 | 0 | 0 | 0 | 0 | 1 |
| 10 | Makela, Sini | | 0-1 | 0-0 | 0-0 | 0 | 1 | 1 | 1 | 0 | 0 | 1 | 0 | 1 | 8 |
| 12 | Hoier, Julie | | 0-0 | 0-0 | 0-0 | 0 | 0 | 0 | 0 | 0 | 0 | 0 | 0 | 0 | 7 |
| 20 | Pendergrass, Nyala | | 0-0 | 0-0 | 0-0 | 0 | 0 | 0 | 0 | 0 | 0 | 0 | 0 | 0 | 1 |
| 23 | Smith, Alex | | 4-7 | 0-0 | 2-2 | 2 | 1 | 3 | 4 | 10 | 0 | 1 | 1 | 0 | 16 |
| 30 | Guiton, Mikki | | 0-0 | 0-0 | 0-0 | 0 | 0 | 0 | 0 | 0 | 0 | 0 | 0 | 0 | 4 |
| Team | | | | | | 6 | 0 | 6 | | | 1 | | | | |
| Totals | | | 19-55 | 5-23 | 4-4 | 13 | 18 | 31 | 18 | 47 | 11 | 21 | 2 | 10 | 200 |

| | | | | | | | | | | | |
|-------------|------|-------|-----------|-------|-----------|-------|-----------|--------|-------------|--------|----------|
| 1st - FG %: | 4-13 | 30.8% | 2nd: 7-15 | 46.7% | 3rd: 5-16 | 31.3% | 4th: 3-11 | 27.3% | Game: 19-55 | 34.5% | Deadball |
| 3FG %: | 1-7 | 14.3% | 2-4 | 50.0% | 1-2 | 50.0% | 1-6 | 16.7% | 5-23 | 21.7% | Rebounds |
| FT %: | 0-0 | 0.0% | 0-0 | 0.0% | 0-0 | 0.0% | 4-4 | 100.0% | 4-4 | 100.0% | 0 |

Virginia 69 • 7-6

| # | Player | Total | | 3-Ptr | | Rebounds | | | PF | TP | A TO Blk Stl | | | | Min |
|--------|---------------------|--------|--------|--------|--------|----------|-----|-----|----|----|--------------|----|-----|-----|-----|
| | | FG-FGA | FG-FGA | FT-FTA | FT-FTA | Off | Def | Tot | | | A | TO | Blk | Stl | |
| 30 | Felicia Aiyetotan | c | 3-5 | 0-0 | 1-1 | 2 | 7 | 9 | 1 | 7 | 0 | 2 | 1 | 0 | 22 |
| 01 | Brianna Tinsley | g | 3-4 | 1-2 | 1-2 | 0 | 1 | 1 | 0 | 8 | 2 | 2 | 0 | 1 | 19 |
| 04 | Dominique Toussaint | g | 2-5 | 0-2 | 1-2 | 0 | 4 | 4 | 1 | 5 | 1 | 1 | 0 | 2 | 30 |
| 13 | Jocelyn Willoughby | g | 3-8 | 0-0 | 0-0 | 2 | 2 | 4 | 2 | 6 | 1 | 1 | 0 | 1 | 20 |
| 23 | Aliyah Huland El | g | 3-8 | 0-3 | 1-1 | 1 | 1 | 2 | 1 | 7 | 2 | 3 | 0 | 2 | 24 |
| 02 | Jae'Lisa Allen | | 0-0 | 0-0 | 0-0 | 0 | 1 | 1 | 1 | 0 | 0 | 0 | 0 | 0 | 6 |
| 03 | Lauren Moses | | 7-9 | 0-0 | 2-2 | 2 | 2 | 4 | 3 | 16 | 0 | 2 | 0 | 1 | 21 |
| 05 | Khyasia Caldwell | | 1-1 | 0-0 | 2-2 | 0 | 0 | 0 | 0 | 4 | 0 | 0 | 0 | 0 | 4 |
| 10 | J'Kyra Brown | | 3-9 | 1-4 | 1-1 | 1 | 2 | 3 | 1 | 8 | 4 | 3 | 1 | 2 | 28 |
| 14 | Lisa Jablonowski | | 2-3 | 1-2 | 3-4 | 0 | 3 | 3 | 0 | 8 | 2 | 0 | 0 | 1 | 22 |
| 35 | Shakyna Payne | | 0-1 | 0-0 | 0-0 | 0 | 0 | 0 | 1 | 0 | 0 | 1 | 0 | 1 | 4 |
| Team | | | | | | 1 | 0 | 1 | | | | | | | |
| Totals | | | 27-53 | 3-13 | 12-15 | 9 | 23 | 32 | 11 | 69 | 16 | 15 | 2 | 11 | 200 |

| | | | | | | | | | | | |
|-------------|------|-------|-----------|-------|-----------|-------|----------|-------|-------------|-------|----------|
| 1st - FG %: | 9-13 | 69.2% | 2nd: 9-19 | 47.4% | 3rd: 4-12 | 33.3% | 4th: 5-9 | 55.6% | Game: 27-53 | 50.9% | Deadball |
| 3FG %: | 0-0 | 0.0% | 3-9 | 33.3% | 0-2 | 0.0% | 0-2 | 0.0% | 3-13 | 23.1% | Rebounds |
| FT %: | 0-0 | 0.0% | 4-5 | 80.0% | 1-2 | 50.0% | 7-8 | 87.5% | 12-15 | 80.0% | 2 |

Officials: Bruce Morris, Talisa Green, Nic Cappel
 Technical fouls: Manhattan-None. Virginia-None.
 Attendance: 2383

| Score by periods | 1st | 2nd | 3rd | 4th | Total |
|------------------|-----|-----|-----|-----|-------|
| Manhattan | 9 | 16 | 11 | 11 | 47 |
| Virginia | 18 | 25 | 9 | 17 | 69 |

| Points | In | Off | 2nd | Fast | Bench |
|--------|----|-----|-----|------|-------|
| MANW | 16 | 8 | 4 | 0 | 13 |
| VA | 28 | 8 | 4 | 0 | 36 |

Last FG - MANW 4th-03:01, VA 4th-00:32.
 Largest lead - MANW None, VA by 24 4th-00:32.
 MANW led for 00:00, VA led for 38:47. Game was tied for 00:51.

Score tied - 0 times.
 Lead changed - 0 times.



Official Basketball Box Score -- Game Totals -- Final Statistics
Syracuse vs Virginia
12/31/17 2 p.m. at JPJ Arena, Charlottesville, Va.



Syracuse 63 • 12-3, 0-2 ACC

| # | Player | Total | | 3-Ptr | | Rebounds | | | PF | TP | A TO Blk Stl | | | | Min |
|--------|---------------------|--------|--------|--------|--------|----------|-----|-----|----|----|--------------|----|-----|-----|-----|
| | | FG-FGA | FG-FGA | FT-FTA | FT-FTA | Off | Def | Tot | | | A | TO | Blk | Stl | |
| 04 | Tiana Mangakahia | * | 7-21 | 5-13 | 1-2 | 1 | 3 | 4 | 2 | 20 | 8 | 12 | 0 | 3 | 37 |
| 11 | Gabrielle Cooper | * | 2-10 | 2-9 | 2-2 | 0 | 6 | 6 | 4 | 8 | 1 | 2 | 0 | 2 | 38 |
| 22 | Amaya Finklea-Guity | * | 3-6 | 0-0 | 1-2 | 1 | 2 | 3 | 2 | 7 | 1 | 3 | 2 | 1 | 32 |
| 32 | Miranda Drummond | * | 2-6 | 1-4 | 1-2 | 3 | 4 | 7 | 3 | 6 | 1 | 3 | 0 | 1 | 29 |
| 45 | Digna Strautmane | * | 3-8 | 1-3 | 3-3 | 1 | 2 | 3 | 3 | 10 | 0 | 0 | 0 | 2 | 30 |
| 01 | Raven Fox | | 1-1 | 1-1 | 0-0 | 0 | 2 | 2 | 0 | 3 | 1 | 1 | 0 | 0 | 8 |
| 23 | Isis Young | | 2-4 | 2-3 | 0-0 | 1 | 0 | 1 | 2 | 6 | 1 | 2 | 0 | 0 | 16 |
| 34 | Abby Grant | | 0-0 | 0-0 | 0-0 | 0 | 0 | 0 | 0 | 0 | 0 | 0 | 0 | 0 | 1 |
| 44 | Jasmine Nwajei | | 1-1 | 1-1 | 0-0 | 2 | 0 | 2 | 1 | 3 | 0 | 0 | 0 | 0 | 9 |
| Team | | | | | | 6 | 3 | 9 | | | | | | | |
| Totals | | | 21-57 | 13-34 | 8-11 | 15 | 22 | 37 | 17 | 63 | 13 | 23 | 2 | 9 | 200 |

| | | | | | | | | | | | |
|-------------|------|--------|-----------|-------|-----------|-------|-----------|--------|-------------|-------|----------|
| 1st - FG %: | 6-16 | 37.5% | 2nd: 7-11 | 63.6% | 3rd: 4-16 | 25.0% | 4th: 4-14 | 28.6% | Game: 21-57 | 36.8% | Deadball |
| 3FG %: | 4-8 | 50.0% | 2-4 | 50.0% | 3-9 | 33.3% | 2-9 | 22.2% | 13-34 | 38.2% | Rebounds |
| FT %: | 1-1 | 100.0% | 1-2 | 50.0% | 4-6 | 66.7% | 2-2 | 100.0% | 8-11 | 72.7% | 1 |

Virginia 68 • 9-6, 2-0 ACC

| # | Player | Total | | 3-Ptr | | Rebounds | | | PF | TP | A TO Blk Stl | | | | Min |
|--------|---------------------|--------|--------|--------|--------|----------|-----|-----|----|----|--------------|----|-----|-----|-----|
| | | FG-FGA | FG-FGA | FT-FTA | FT-FTA | Off | Def | Tot | | | A | TO | Blk | Stl | |
| 01 | Brianna Tinsley | * | 1-5 | 1-3 | 2-2 | 3 | 0 | 3 | 2 | 5 | 1 | 0 | 0 | 2 | 17 |
| 04 | Dominique Toussaint | * | 3-10 | 1-5 | 2-2 | 0 | 5 | 5 | 4 | 9 | 6 | 3 | 0 | 2 | 32 |
| 13 | Jocelyn Willoughby | * | 2-6 | 1-2 | 3-4 | 1 | 0 | 1 | 2 | 8 | 0 | 3 | 0 | 4 | 29 |
| 23 | Aliyah Huland El | * | 4-8 | 3-5 | 4-6 | 3 | 2 | 5 | 1 | 15 | 2 | 2 | 0 | 1 | 35 |
| 30 | Felicia Aiyetotan | * | 6-10 | 0-0 | 0-2 | 2 | 8 | 10 | 1 | 12 | 3 | 3 | 2 | 1 | 28 |
| 03 | Lauren Moses | | 2-7 | 0-1 | 1-2 | 1 | 1 | 2 | 2 | 5 | 1 | 3 | 1 | 3 | 20 |
| 10 | J'Kyra Brown | | 4-10 | 2-6 | 2-4 | 2 | 4 | 6 | 0 | 12 | 3 | 2 | 1 | 2 | 27 |
| 14 | Lisa Jablonowski | | 1-1 | 0-0 | 0-0 | 0 | 0 | 0 | 1 | 2 | 0 | 0 | 0 | 0 | 12 |
| Team | | | | | | 3 | 3 | 6 | | | | | | | |
| Totals | | | 23-57 | 8-22 | 14-22 | 15 | 23 | 38 | 13 | 68 | 16 | 16 | 4 | 15 | 200 |

| | | | | | | | | | | | |
|-------------|------|-------|-----------|-------|-----------|-------|----------|-------|-------------|-------|----------|
| 1st - FG %: | 5-17 | 29.4% | 2nd: 7-17 | 41.2% | 3rd: 7-14 | 50.0% | 4th: 4-9 | 44.4% | Game: 23-57 | 40.4% | Deadball |
| 3FG %: | 1-8 | 12.5% | 2-5 | 40.0% | 3-4 | 75.0% | 2-5 | 40.0% | 8-22 | 36.4% | Rebounds |
| FT %: | 0-0 | 0.0% | 5-6 | 83.3% | 3-4 | 75.0% | 6-12 | 50.0% | 14-22 | 63.6% | 5 |

Officials: Joseph Vazily, Thomas Danaher, Mark Berger
 Technical fouls: Syracuse-None. Virginia-None.
 Attendance: 2979

| Score by periods | 1st | 2nd | 3rd | 4th | Total |
|------------------|-----|-----|-----|-----|-------|
| Syracuse | 17 | 19 | 15 | 12 | 63 |
| Virginia | 11 | 21 | 20 | 16 | 68 |

| Points | In | Off | 2nd | Fast | Bench |
|--------|----|-----|-----|------|-------|
| SU | 16 | 22 | 8 | 0 | 12 |
| VA | 20 | 24 | 11 | 4 | 19 |

Last FG - SU 4th-00:38, VA 4th-01:05.
 Largest lead - SU by 9 2nd-09:55, VA by 6 1st-04:53.
 SU led for 19:48, VA led for 14:33. Game was tied for 05:39.

Score tied - 5 times.
 Lead changed - 12 times.

Official Basketball Box Score -- Game Totals -- Final Statistics
Pittsburgh vs Virginia
12/28/17 7 p.m. at JPJ Arena, Charlottesville, Va.

Pittsburgh 50 • 7-6, 0-1 ACC

| # | Player | Total | | 3-Ptr | | Rebounds | | | PF | TP | A TO Blk Stl | | | | Min |
|--------|-----------------|--------|--------|--------|--------|----------|-----|-----|----|----|--------------|----|-----|-----|-----|
| | | FG-FGA | FG-FGA | FT-FTA | FT-FTA | Off | Def | Tot | | | A | TO | Blk | Stl | |
| 01 | Danielle Garven | f | 2-4 | 0-0 | 1-1 | 0 | 4 | 4 | 0 | 5 | 0 | 1 | 2 | 1 | 21 |
| 32 | Kalista Walters | c | 3-8 | 0-0 | 0-0 | 3 | 7 | 10 | 3 | 6 | 1 | 1 | 1 | 4 | 40 |
| 03 | Jasmine Whitney | g | 2-9 | 1-1 | 3-4 | 0 | 3 | 3 | 2 | 8 | 2 | 3 | 1 | 2 | 36 |
| 08 | Kauai Bradley | g | 1-4 | 1-3 | 0-0 | 2 | 5 | 7 | 4 | 3 | 3 | 6 | 0 | 1 | 31 |
| 12 | Yacine Diop | g | 2-12 | 0-2 | 0-0 | 1 | 1 | 2 | 2 | 4 | 1 | 2 | 0 | 1 | 20 |
| 10 | Cassidy Walsh | | 0-0 | 0-0 | 0-0 | 0 | 0 | 0 | 1 | 0 | 0 | 0 | 0 | 0 | 4 |
| 13 | Kyla Nelson | | 3-8 | 1-4 | 0-0 | 1 | 1 | 2 | 3 | 7 | 2 | 2 | 0 | 0 | 22 |
| 20 | Pika Rodriguez | | 6-10 | 5-8 | 0-0 | 0 | 0 | 0 | 3 | 17 | 1 | 0 | 0 | 1 | 26 |
| Team | | | | | | 2 | 2 | 4 | | | | | | | |
| Totals | | | 19-55 | 8-18 | 4-5 | 9 | 23 | 32 | 18 | 50 | 10 | 15 | 4 | 10 | 200 |

| | | | | | | | | | | | |
|-------------|------|-------|-----------|--------|-----------|-------|-----------|--------|-------------|-------|----------|
| 1st - FG %: | 3-13 | 23.1% | 2nd: 5-14 | 35.7% | 3rd: 4-16 | 25.0% | 4th: 7-12 | 58.3% | Game: 19-55 | 34.5% | Deadball |
| 3FG %: | 1-2 | 50.0% | 3-6 | 50.0% | 3-9 | 33.3% | 1-1 | 100.0% | 8-18 | 44.4% | Rebounds |
| FT %: | 1-2 | 50.0% | 1-1 | 100.0% | 0-0 | 0.0% | 2-2 | 100.0% | 4-5 | 80.0% | 1 |

Virginia

Official Basketball Box Score -- Game Totals -- Final Statistics Clemson vs Virginia 01/07/18 2 p.m. at JPJ Arena, Charlottesville, Va.

Clemson 41 • 10-6, 0-3 ACC

| # | Player | | Total | | 3-Ptr | | Rebounds | | | PF | TP | A TO | | Blk | Stl | Min |
|-------------|------------------|---|-------|-------|-----------|-------|----------|-------|-----------|-------|-------------|-------|----------|-----|----------|-----|
| | | | FG | FGA | FT | FTA | Off | Def | Tot | | | | | | | |
| 24 | Ivy Atkism | f | 1-3 | 0-0 | 0-0 | 0 | 2 | 2 | 3 | 2 | 0 | 0 | 0 | 0 | 16 | |
| 44 | Kobi Thornton | f | 3-9 | 0-0 | 0-0 | 0 | 2 | 2 | 5 | 6 | 0 | 3 | 0 | 1 | 26 | |
| 55 | Tylar Bennett | f | 1-1 | 0-0 | 0-1 | 2 | 3 | 5 | 3 | 2 | 0 | 2 | 1 | 0 | 30 | |
| 05 | Danielle Edwards | g | 3-12 | 1-5 | 1-2 | 1 | 4 | 5 | 2 | 8 | 4 | 3 | 1 | 2 | 32 | |
| 33 | Alexis Carter | g | 6-12 | 0-0 | 0-2 | 0 | 3 | 3 | 0 | 12 | 3 | 3 | 0 | 0 | 36 | |
| 01 | Destiny Thomas | | 2-4 | 1-1 | 0-0 | 1 | 2 | 3 | 0 | 5 | 0 | 1 | 0 | 0 | 23 | |
| 02 | Jenise Strover | | 1-2 | 0-0 | 0-0 | 0 | 1 | 1 | 1 | 2 | 0 | 1 | 0 | 0 | 4 | |
| 15 | Jaia Alexander | | 2-7 | 0-1 | 0-2 | 1 | 2 | 3 | 0 | 4 | 1 | 3 | 0 | 2 | 20 | |
| 20 | Sirah Diarra | | 0-0 | 0-0 | 0-0 | 0 | 2 | 2 | 2 | 0 | 0 | 2 | 0 | 0 | 13 | |
| Team | | | | | | 3 | 1 | 4 | | | 1 | | | | | |
| Totals | | | 19-50 | 2-7 | 1-7 | 8 | 22 | 30 | 16 | 41 | 8 | 19 | 2 | 5 | 200 | |
| 1st - FG %: | | | 6-13 | 46.2% | 2nd: 3-10 | 30.0% | 3rd: 5-9 | 55.6% | 4th: 5-18 | 27.8% | Game: 19-50 | 38.0% | Deadball | | Rebounds | |
| 3FG %: | | | 1-2 | 50.0% | 1-2 | 50.0% | 0-1 | 0.0% | 0-2 | 0.0% | 2-7 | 28.6% | 1-4 | | | |
| FT %: | | | 0-1 | 0.0% | 0-2 | 0.0% | 1-2 | 50.0% | 0-2 | 0.0% | 1-7 | 14.3% | 3-4 | | | |

Virginia 70 • 11-6, 4-0 ACC

| # | Player | | Total | | 3-Ptr | | Rebounds | | | | | PF | TP | A | TO | Blk | Stl | Min |
|-------------|---------------------|---|-------|-------|-----------|--------|-----------|-------|-----------|-------|-------------|----|-------|----------|-----|-----|-----|-----|
| | | | FG | FGA | FT | FTA | Off | Def | Tot | | | | | | | | | |
| 13 | Jocelyn Willoughby | f | 5-9 | 2-3 | 4-4 | 0 | 5 | 5 | 1 | 16 | 0 | 3 | 0 | 1 | 28 | | | |
| 30 | Felicia Aiyetean | c | 4-8 | 0-0 | 2-3 | 3 | 7 | 10 | 0 | 10 | 2 | 2 | 4 | 1 | 18 | | | |
| 01 | Brianna Tinsley | g | 2-5 | 1-3 | 0-0 | 0 | 1 | 1 | 1 | 5 | 1 | 1 | 0 | 0 | 23 | | | |
| 04 | Dominique Toussaint | g | 4-8 | 2-5 | 0-0 | 0 | 3 | 3 | 3 | 10 | 5 | 1 | 0 | 1 | 25 | | | |
| 23 | Aliyah Huland El | g | 4-7 | 0-2 | 0-1 | 1 | 1 | 2 | 0 | 8 | 3 | 2 | 0 | 2 | 25 | | | |
| 03 | Lauren Moses | | 5-8 | 0-0 | 1-3 | 2 | 1 | 3 | 1 | 11 | 1 | 0 | 0 | 1 | 19 | | | |
| 05 | Khyasia Caldwell | | 1-2 | 0-0 | 0-0 | 0 | 0 | 0 | 1 | 2 | 0 | 0 | 0 | 0 | 4 | | | |
| 10 | J'Kyra Brown | | 2-5 | 1-4 | 0-0 | 1 | 0 | 1 | 0 | 5 | 3 | 1 | 0 | 3 | 26 | | | |
| 14 | Lisa Jablonowski | | 1-2 | 0-1 | 0-0 | 1 | 4 | 5 | 2 | 2 | 1 | 1 | 1 | 0 | 18 | | | |
| 32 | Mone Jones | | 0-1 | 0-0 | 1-2 | 0 | 1 | 1 | 0 | 1 | 0 | 0 | 0 | 0 | 9 | | | |
| 35 | Shakyna Payne | | 0-1 | 0-0 | 0-0 | 0 | 0 | 0 | 0 | 0 | 0 | 0 | 0 | 0 | 5 | | | |
| Team | | | | | | 2 | 3 | 5 | | | | | | | | | | |
| Totals | | | 28 | 56 | 8-13 | 10 | 26 | 36 | 9 | 70 | 16 | 11 | 5 | 9 | 200 | | | |
| 1st - FG %: | | | 7-19 | 36.8% | 2nd: 7-13 | 53.8% | 3rd: 7-12 | 58.3% | 4th: 7-12 | 58.3% | Game: 28-56 | | 50.0% | Deadball | | | | |
| 3FG %: | | | 0-6 | 0.0% | 1-4 | 25.0% | 3-5 | 60.0% | 2-3 | 66.7% | 6-18 | | 33.3% | Rebounds | | | | |
| FT %: | | | 2-4 | 50.0% | 2-2 | 100.0% | 0-2 | 0.0% | 4-5 | 80.0% | 8-13 | | 61.5% | | | | | |

Officials: Dan Outlaw, Kevin Sparrock, Kristi Vera
Technical fouls: Clemson-None. Virginia-TEAM.
Attendance: 3995
CU: 44 fouled out at 5:11 (IV)

| Score by periods | 1st | 2nd | 3rd | 4th | Total |
|------------------|-----|-----|-----|-----|-------|
| Clemson | 13 | 7 | 11 | 10 | 41 |
| Virginia | 16 | 17 | 17 | 20 | 70 |

| | In | Off | 2nd | Fast | Bench |
|--------|-------|-----|--------|-------|-------|
| Points | Paint | T/O | Chance | Break | |
| CU | 26 | 6 | 4 | 2 | 11 |
| VA | 26 | 24 | 11 | 6 | 21 |

Last FG - CU 4th-00:55, VA 4th-01:54.
Largest lead - CU None, VA by 31 4th-03:36.
CU led for 00:00. VA led for 39:38. Game was tied for 00:22.

Score tied - 0 times.
Lead changed - 0 times.

Official Basketball Box Score -- Game Totals -- Final Statistics VA vs Boston College 1/11/18 7:00 P.M. at CONTE FORUM, CHESTNUT HILL, MA

VA 68 • 12-6 (5-0 ACC)

| # | Player | | Total | | 3-Ptr | | Rebounds | | | PF | TP | A TO | | Blk | Stl | Min |
|-------------|---------------------|---|-------|-------|------------|-------|-----------|--------|-----------|-------|-------------|------|-------|----------|-----|-----|
| | | | FG | FGA | FT | FTA | Off | Def | Tot | | | | | | | |
| 30 | Felicia Aiyetean | c | 3-9 | 0-0 | 0-0 | 2 | 2 | 4 | 2 | 6 | 0 | 2 | 1 | 0 | 20 | |
| 01 | Brianna Tinsley | g | 2-3 | 0-1 | 1-1 | 0 | 0 | 0 | 4 | 5 | 1 | 2 | 0 | 0 | 20 | |
| 04 | Dominique Toussaint | g | 5-8 | 2-3 | 0-0 | 0 | 2 | 2 | 2 | 12 | 7 | 2 | 0 | 0 | 22 | |
| 13 | Jocelyn Willoughby | g | 7-9 | 2-3 | 2-2 | 1 | 10 | 11 | 3 | 18 | 3 | 1 | 0 | 0 | 32 | |
| 23 | Aliyah Huland El | g | 3-8 | 1-2 | 0-0 | 0 | 2 | 2 | 1 | 7 | 2 | 2 | 0 | 1 | 33 | |
| 03 | Lauren Moses | | 3-7 | 0-0 | 0-0 | 3 | 0 | 3 | 1 | 6 | 1 | 2 | 0 | 1 | 22 | |
| 10 | J'Kyra Brown | | 4-8 | 1-5 | 3-5 | 0 | 7 | 7 | 3 | 12 | 1 | 4 | 0 | 1 | 28 | |
| 14 | Lisa Jablonowski | | 1-4 | 0-0 | 0-0 | 2 | 3 | 5 | 0 | 2 | 0 | 1 | 1 | 0 | 19 | |
| 32 | Mone Jones | | 0-0 | 0-0 | 0-0 | 0 | 0 | 0 | 0 | 0 | 0 | 0 | 0 | 0 | 4 | |
| Team | | | | | | 1 | 0 | 1 | | | | | | | | |
| Totals | | | 28-56 | 6-14 | 6-8 | 9 | 26 | 35 | 16 | 68 | 15 | 16 | 2 | 3 | 200 | |
| 1st - FG %: | | | 7-16 | 43.8% | 2nd: 10-16 | 62.5% | 3rd: 6-12 | 50.0% | 4th: 5-12 | 41.7% | Game: 28-56 | | 50.0% | Deadball | | |
| 3FG %: | | | 1-3 | 33.3% | 3-4 | 75.0% | 1-3 | 33.3% | 1-4 | 25.0% | 6-14 | | 42.9% | Rebounds | | |
| FT %: | | | 0-0 | 0.0% | 0-1 | 0.0% | 3-3 | 100.0% | 3-4 | 75.0% | 6-8 | | 75.0% | | | |

Boston College 57 • 6-10 (1-2 ACC)

| # | Player | | Total | | 3-Ptr | | Rebounds | | | PF | TP | A TO | | Blk | Stl | Min |
|-------------|---------------------|------|--------|-----------|--------|-----------|----------|-----------|--------|-------------|----|-------|----------|-----|-----|-----|
| | | | FG-FGA | FG-FGA | FT-FTA | Off | Def | Tot | | | | | | | | |
| 02 | Georgia Pineau | f | 3-6 | 0-1 | 1-2 | 0 | 3 | 3 | 2 | 7 | 2 | 6 | 1 | 2 | 28 | |
| 11 | Emma Guy | f | 4-8 | 0-0 | 4-6 | 3 | 5 | 8 | 3 | 12 | 0 | 0 | 0 | 1 | 30 | |
| 03 | Andie Anastos | g | 1-1 | 1-1 | 0-0 | 0 | 1 | 1 | 1 | 3 | 2 | 3 | 0 | 0 | 31 | |
| 04 | Taylor Orlepp | g | 4-12 | 2-8 | 0-0 | 0 | 1 | 1 | 0 | 10 | 4 | 1 | 0 | 2 | 36 | |
| 23 | Milan Bolden-Morris | g | 5-11 | 4-10 | 0-0 | 0 | 1 | 1 | 3 | 14 | 2 | 0 | 0 | 0 | 37 | |
| 21 | Martina Mosetti | | 2-6 | 2-5 | 1-2 | 1 | 6 | 7 | 4 | 7 | 2 | 3 | 0 | 1 | 27 | |
| 31 | Sydney Lowery | | 1-4 | 0-2 | 2-2 | 0 | 0 | 0 | 0 | 4 | 1 | 1 | 0 | 0 | 11 | |
| Team | | | | | | 0 | 3 | 3 | | | 1 | | | | | |
| Totals | | | 20-48 | 9-27 | 8-12 | 4 | 20 | 24 | 13 | 57 | 13 | 15 | 1 | 6 | 200 | |
| 1st - FG %: | | 4-11 | 36.4% | 2nd: 4-11 | 36.4% | 3rd: 8-14 | 57.1% | 4th: 4-12 | 33.3% | Game: 20-48 | | 41.7% | Deadball | | | |
| 3FG %: | | 1-7 | 14.3% | 1-4 | 25.0% | 3-6 | 50.0% | 4-10 | 40.0% | 9-27 | | 33.3% | Rebounds | | | |
| FT %: | | 2-4 | 50.0% | 1-2 | 50.0% | 3-4 | 75.0% | 2-2 | 100.0% | 8-12 | | 66.7% | | | | |

Officials: Joseph Vaszily, Jenn Rezac, Metta Roberts
Technical fouls: VA-None. Boston College-None.
Attendance: 1065

| Score by periods | 1st | 2nd | 3rd | 4th | Total |
|------------------|-----|-----|-----|-----|-------|
| VA | 15 | 23 | 16 | 14 | 68 |
| Boston College | 11 | 10 | 22 | 14 | 57 |

Last FG - VA 4th-02:12, BC 4th-00:14.
Largest lead - VA by 17 2nd-00:43, BC by 5 1st-07:30.
VA led for 34:36. BC led for 04:21. Game was tied for 01:03.

Score tied - 1 time.
Lead changed - 1 time.

Official Basketball Box Score -- Game Totals -- Final Statistics Virginia vs #16/18 Duke 1-14-18 3:02 PM at Durham, N.C. (Cameron Indoor Stadium)

Virginia 48 • 12-7 (5-1 ACC)

| # | Player | | Total | | 3-Ptr | | Rebounds | | | PF | TP | A TO | | | Blk | Stl | Min |
|-------------|---------------------|---|-------|-------|-----------|-------|-----------|-------|-----------|-------|-------------|-------|----------|---|----------|-----|-----|
| | | | FG | FGA | FT | FTA | Off | Def | Tot | | | | | | | | |
| 30 | Felicia Aiyetean | c | 1-3 | 0-0 | 0-0 | 0 | 6 | 6 | 1 | 2 | 1 | 2 | 1 | 1 | 1 | 20 | |
| 01 | Brianna Tinsley | g | 2-4 | 2-2 | 0-0 | 1 | 2 | 3 | 1 | 6 | 3 | 4 | 0 | 1 | 1 | 29 | |
| 04 | Dominique Toussaint | g | 2-8 | 2-8 | 0-0 | 0 | 0 | 0 | 4 | 6 | 3 | 3 | 0 | 0 | 0 | 24 | |
| 13 | Jocelyn Willoughby | g | 4-11 | 3-5 | 0-0 | 1 | 9 | 10 | 1 | 11 | 1 | 3 | 1 | 0 | 0 | 37 | |
| 23 | Aliyah Huland El | g | 6-13 | 2-5 | 0-0 | 2 | 1 | 3 | 4 | 14 | 3 | 2 | 0 | 2 | 36 | | |
| 03 | Lauren Moses | | 0-2 | 0-0 | 0-0 | 2 | 1 | 3 | 5 | 0 | 1 | 1 | 0 | 0 | 16 | | |
| 10 | J'Kyra Brown | | 3-9 | 1-5 | 0-0 | 1 | 1 | 2 | 2 | 7 | 2 | 3 | 0 | 1 | 27 | | |
| 14 | Lisa Jablonowski | | 1-1 | 0-0 | 0-0 | 0 | 1 | 1 | 2 | 2 | 0 | 0 | 0 | 1 | 11 | | |
| Team | | | | | | 2 | 2 | 4 | | | 1 | | | | | | |
| Totals | | | 19-51 | 10-25 | 0-0 | 9 | 23 | 32 | 20 | 48 | 14 | 19 | 2 | 6 | 200 | | |
| 1st - FG %: | | | 7-10 | 70.0% | 2nd: 2-11 | 18.2% | 3rd: 5-13 | 38.5% | 4th: 5-17 | 29.4% | Game: 19-51 | 37.3% | Deadball | | Rebounds | | |
| 3FG %: | | | 4-6 | 66.7% | 1-3 | 33.3% | 3-5 | 60.0% | 2-11 | 18.2% | 10-25 | 40.0% | 0-0 | | 0.0% | | |
| FT %: | | | 0-0 | 0.0% | 0-0 | 0.0% | 0-0 | 0.0% | 0-0 | 0.0% | 0-0 | 0.0% | 0-0 | | 0.0% | | |



Official Basketball Box Score -- Game Totals -- Final Statistics
North Carolina vs Virginia
01/25/18 7 p.m. at JPJ Arena, Charlottesville, Va.

North Carolina 70 • 14-7, 4-4 ACC

| # | Player | Total | | 3-Ptr | | Rebounds | | | PF | TP | A TO Blk Stl | | | | Min |
|-------------|----------------|--------|--------|-----------|--------|-----------|-------|-----------|--------|-------------|--------------|----------|-----|-----|-----|
| | | FG-FGA | FT-FTA | FG-FGA | FT-FTA | Off | Def | Tot | | | A | TO | Blk | Stl | |
| 30 | Jaelynn Murray | f | 0-0 | 0-0 | 0-0 | 0 | 2 | 2 | 0 | 0 | 0 | 1 | 0 | 1 | 11 |
| 44 | Janelle Bailey | c | 9-20 | 0-0 | 3-4 | 5 | 2 | 7 | 4 | 21 | 0 | 1 | 0 | 0 | 38 |
| 01 | Taylor Koenen | g | 6-10 | 1-3 | 1-2 | 3 | 5 | 8 | 4 | 14 | 4 | 2 | 0 | 3 | 40 |
| 10 | Jamie Cherry | g | 6-14 | 2-6 | 0-0 | 0 | 3 | 3 | 4 | 14 | 4 | 4 | 0 | 0 | 40 |
| 22 | Paris Kea | g | 6-14 | 1-5 | 5-6 | 0 | 5 | 5 | 0 | 18 | 3 | 1 | 0 | 1 | 38 |
| 04 | Jocelyn Jones | g | 0-4 | 0-0 | 0-0 | 1 | 2 | 3 | 1 | 0 | 0 | 0 | 0 | 0 | 12 |
| 11 | Emily Sullivan | g | 0-0 | 0-0 | 0-0 | 0 | 0 | 0 | 1 | 0 | 0 | 0 | 0 | 0 | 2 |
| 15 | Olivia Smith | g | 0-1 | 0-1 | 0-0 | 0 | 0 | 0 | 0 | 0 | 1 | 1 | 0 | 0 | 2 |
| 20 | Leah Church | g | 1-1 | 1-1 | 0-0 | 0 | 2 | 2 | 1 | 3 | 0 | 1 | 0 | 0 | 17 |
| Team | | | | | | 0 | 4 | 4 | | | | | | | |
| Totals | | | 28-66 | 5-16 | 9-12 | 9 | 25 | 34 | 15 | 70 | 12 | 10 | 0 | 5 | 200 |
| 1st - FG %: | | 6-18 | 33.3% | 2nd: 6-15 | 40.0% | 3rd: 8-15 | 53.3% | 4th: 8-18 | 44.4% | Game: 28-66 | 42.4% | Deadball | | | |
| 3FG %: | | 1-3 | 33.3% | 1-2 | 50.0% | 1-4 | 25.0% | 2-7 | 28.6% | 5-16 | 31.3% | Rebounds | | | |
| FT %: | | 5-6 | 83.3% | 1-2 | 50.0% | 1-2 | 50.0% | 2-2 | 100.0% | 9-12 | 75.0% | 2,1 | | | |

Virginia 82 • 14-7, 7-1 ACC

| # | Player | Total | | 3-Ptr | | Rebounds | | | PF | TP | A TO Blk Stl | | | | Min |
|-------------|---------------------|--------|--------|-----------|--------|-----------|-------|-----------|-------|-------------|--------------|----------|-----|-----|-----|
| | | FG-FGA | FT-FTA | FG-FGA | FT-FTA | Off | Def | Tot | | | A | TO | Blk | Stl | |
| 13 | Jocelyn Willoughby | f | 4-12 | 0-3 | 1-1 | 1 | 3 | 4 | 1 | 9 | 2 | 1 | 0 | 3 | 29 |
| 30 | Felicia Aiyetotan | c | 3-5 | 0-0 | 0-0 | 1 | 4 | 5 | 2 | 6 | 0 | 1 | 1 | 0 | 20 |
| 01 | Brianna Tinsley | g | 4-7 | 2-4 | 0-0 | 0 | 2 | 2 | 2 | 10 | 3 | 0 | 0 | 1 | 28 |
| 04 | Dominique Toussaint | g | 4-6 | 3-5 | 2-2 | 0 | 4 | 4 | 3 | 13 | 5 | 2 | 0 | 0 | 24 |
| 23 | Aliyah Huland El | g | 8-14 | 3-7 | 0-0 | 2 | 0 | 2 | 2 | 19 | 2 | 0 | 0 | 1 | 27 |
| 03 | Lauren Moses | g | 5-13 | 0-0 | 4-5 | 2 | 7 | 9 | 3 | 14 | 1 | 1 | 0 | 3 | 22 |
| 10 | J'Kyra Brown | g | 4-7 | 1-3 | 2-2 | 0 | 3 | 3 | 1 | 11 | 0 | 3 | 0 | 0 | 27 |
| 14 | Lisa Jablonowski | g | 0-1 | 0-0 | 0-0 | 2 | 4 | 6 | 0 | 0 | 5 | 3 | 1 | 0 | 16 |
| 32 | Mone Jones | g | 0-1 | 0-0 | 0-0 | 0 | 0 | 0 | 0 | 0 | 0 | 0 | 0 | 0 | 7 |
| Team | | | | | | 0 | 3 | 3 | | | | | | | |
| Totals | | | 32-66 | 9-22 | 9-10 | 8 | 30 | 38 | 14 | 82 | 18 | 11 | 2 | 8 | 200 |
| 1st - FG %: | | 11-21 | 52.4% | 2nd: 7-17 | 41.2% | 3rd: 8-14 | 57.1% | 4th: 6-14 | 42.9% | Game: 32-66 | 48.5% | Deadball | | | |
| 3FG %: | | 3-5 | 60.0% | 3-9 | 33.3% | 2-5 | 40.0% | 1-3 | 33.3% | 9-22 | 40.9% | Rebounds | | | |
| FT %: | | 2-2 | 100.0% | 3-3 | 100.0% | 4-5 | 80.0% | 0-0 | 0.0% | 9-10 | 90.0% | 1 | | | |

Officials: Billy Smith, Karen Preato, Jules Gallien
Technical fouls: North Carolina-None. Virginia-None.
Attendance: 2971

| Score by periods | 1st | 2nd | 3rd | 4th | Total |
|------------------|-----|-----|-----|-----|-------|
| North Carolina | 18 | 14 | 18 | 20 | 70 |
| Virginia | 27 | 20 | 22 | 13 | 82 |

Last FG - NC 4th-01:20, VA 4th-00:32.
Largest lead - NC None, VA by 21 3rd-03:34.
NC led for 00:00. VA led for 39:39. Game was tied for 00:04.

| Points | In Paint | Off T/O | 2nd Chance | Fast Break | Bench |
|--------|----------|---------|------------|------------|-------|
| NC | 28 | 13 | 12 | 0 | 3 |
| VA | 36 | 14 | 7 | 4 | 25 |

Score tied - 0 times.
Lead changed - 0 times.

Official Basketball Box Score -- Game Totals -- Final Statistics
Louisville vs Virginia
02/01/18 7 p.m. at JPJ Arena, Charlottesville, Va.

Louisville 77 • 23-1, 9-1 ACC

| # | Player | Total | | 3-Ptr | | Rebounds | | | PF | TP | A TO Blk Stl | | | | Min |
|-------------|---------------------|--------|--------|-----------|--------|------------|--------|-----------|--------|-------------|--------------|----------|-----|-----|-----|
| | | FG-FGA | FT-FTA | FG-FGA | FT-FTA | Off | Def | Tot | | | A | TO | Blk | Stl | |
| 02 | HINES-ALLEN, Myisha | * | 5-10 | 0-0 | 0-0 | 1 | 10 | 11 | 1 | 10 | 2 | 1 | 0 | 2 | 27 |
| 03 | FUEHRING, Sam | * | 0-4 | 0-2 | 0-0 | 1 | 3 | 4 | 4 | 0 | 1 | 0 | 0 | 2 | 25 |
| 11 | CARTER, Arica | * | 5-8 | 1-4 | 0-0 | 4 | 1 | 5 | 2 | 11 | 4 | 1 | 0 | 0 | 30 |
| 23 | JONES, Jazmine | * | 3-7 | 0-0 | 4-4 | 2 | 4 | 6 | 1 | 10 | 1 | 0 | 0 | 5 | 29 |
| 25 | DURR, Asia | * | 9-18 | 1-3 | 2-2 | 0 | 1 | 1 | 0 | 21 | 0 | 0 | 0 | 0 | 30 |
| 01 | EVANS, Dana | * | 1-7 | 0-2 | 0-0 | 0 | 1 | 1 | 1 | 2 | 6 | 2 | 0 | 2 | 23 |
| 10 | ZAMBROTTA, Sydney | * | 1-2 | 1-2 | 0-0 | 0 | 0 | 0 | 2 | 3 | 0 | 1 | 0 | 0 | 5 |
| 21 | SHOOK, Kylee | * | 3-6 | 1-2 | 0-0 | 0 | 2 | 2 | 0 | 7 | 0 | 0 | 0 | 0 | 8 |
| 24 | LAEMMLE, Jessica | * | 0-0 | 0-0 | 0-0 | 0 | 0 | 0 | 1 | 0 | 0 | 0 | 0 | 0 | 3 |
| 33 | DUNHAM, Bianca | * | 5-9 | 0-0 | 3-4 | 4 | 1 | 5 | 1 | 13 | 0 | 2 | 0 | 1 | 20 |
| Team | | | | | | 6 | 4 | 10 | | | 1 | | | | |
| Totals | | | 32-71 | 4-15 | 9-10 | 18 | 27 | 45 | 13 | 77 | 14 | 8 | 0 | 12 | 200 |
| 1st - FG %: | | 7-19 | 36.8% | 2nd: 6-17 | 35.3% | 3rd: 10-17 | 58.8% | 4th: 9-18 | 50.0% | Game: 32-71 | 45.1% | Deadball | | | |
| 3FG %: | | 0-2 | 0.0% | 0-3 | 0.0% | 2-4 | 50.0% | 2-6 | 33.3% | 4-15 | 26.7% | Rebounds | | | |
| FT %: | | 1-2 | 50.0% | 4-4 | 100.0% | 2-2 | 100.0% | 2-2 | 100.0% | 9-10 | 90.0% | 1 | | | |

Virginia 41 • 15-8, 8-2 ACC

| # | Player | Total | | 3-Ptr | | Rebounds | | | PF | TP | A TO Blk Stl | | | | Min |
|-------------|---------------------|--------|--------|-----------|--------|-----------|-------|-----------|-------|-------------|--------------|----------|-----|-----|-----|
| | | FG-FGA | FT-FTA | FG-FGA | FT-FTA | Off | Def | Tot | | | A | TO | Blk | Stl | |
| 13 | Jocelyn Willoughby | f | 3-8 | 0-0 | 0-0 | 2 | 2 | 4 | 3 | 6 | 1 | 1 | 0 | 0 | 19 |
| 30 | Felicia Aiyetotan | c | 4-7 | 0-0 | 0-1 | 3 | 4 | 7 | 1 | 8 | 0 | 2 | 1 | 0 | 28 |
| 01 | Brianna Tinsley | g | 1-6 | 0-4 | 2-2 | 0 | 2 | 2 | 1 | 4 | 1 | 6 | 0 | 2 | 27 |
| 04 | Dominique Toussaint | g | 2-7 | 0-2 | 0-2 | 1 | 1 | 2 | 2 | 4 | 2 | 4 | 0 | 1 | 25 |
| 23 | Aliyah Huland El | g | 3-9 | 1-4 | 2-2 | 1 | 5 | 6 | 3 | 9 | 0 | 3 | 3 | 1 | 28 |
| 03 | Lauren Moses | g | 1-4 | 0-0 | 0-2 | 1 | 2 | 3 | 2 | 2 | 0 | 1 | 0 | 0 | 16 |
| 05 | Khyasia Caldwell | g | 0-0 | 0-0 | 0-0 | 0 | 0 | 0 | 1 | 0 | 0 | 1 | 0 | 0 | 2 |
| 10 | J'Kyra Brown | g | 3-7 | 2-3 | 0-0 | 0 | 2 | 2 | 2 | 8 | 3 | 2 | 1 | 1 | 26 |
| 14 | Lisa Jablonowski | g | 0-1 | 0-1 | 0-0 | 0 | 0 | 0 | 0 | 0 | 1 | 2 | 1 | 0 | 16 |
| 32 | Mone Jones | g | 0-0 | 0-0 | 0-0 | 0 | 0 | 0 | 0 | 0 | 0 | 0 | 1 | 0 | 11 |
| 35 | Shakyna Payne | g | 0-0 | 0-0 | 0-0 | 0 | 0 | 0 | 1 | 0 | 0 | 0 | 0 | 0 | 2 |
| Team | | | | | | 0 | 2 | 2 | | | | | | | |
| Totals | | | 17-49 | 3-14 | 4-9 | 8 | 20 | 28 | 16 | 41 | 8 | 22 | 7 | 5 | 200 |
| 1st - FG %: | | 7-16 | 43.8% | 2nd: 4-12 | 33.3% | 3rd: 3-10 | 30.0% | 4th: 3-11 | 27.3% | Game: 17-49 | 34.7% | Deadball | | | |
| 3FG %: | | 1-5 | 20.0% | 2-5 | 40.0% | 0-2 | 0.0% | 0-2 | 0.0% | 3-14 | 21.4% | Rebounds | | | |
| FT %: | | 0-1 | 0.0% | 2-2 | 100.0% | 0-2 | 0.0% | 2-4 | 50.0% | 4-9 | 44.4% | 2,1 | | | |

Officials: Edward Sidlasky, Pualani Spurlock, Fatou Cissoko-Stephens
Technical fouls: Louisville-None. Virginia-None.
Attendance: 2877

| Score by periods | 1st | 2nd | 3rd | 4th | Total |
|------------------|-----|-----|-----|-----|-------|
| Louisville | 15 | 16 | 24 | 22 | 77 |
| Virginia | 15 | 12 | 6 | 8 | 41 |

Last FG - UL 4th-00:40, VA 4th-04:39.
Largest lead - UL by 38 4th-00:40, VA by 3 2nd-06:17.
UL led for 31:40. VA led for 02:20. Game was tied for 06:00.

| Points | In Paint | Off T/O | 2nd Chance | Fast Break | Bench |
|--------|----------|---------|------------|------------|-------|
| UL | 34 | 20 | 14 | 2 | 25 |
| VA | 14 | 4 | 4 | 2 | 10 |

Score tied - 5 times.
Lead changed - 2 times.

Official Basketball Box Score -- Game Totals -- Final Statistics
Virginia vs Georgia Tech
1/28/18 1:00 pm at Atlanta, Ga. (McCamish Pavilion)

Virginia 62 • 15-7, 8-1 ACC

| # | Player | Total | | 3-Ptr | | Rebounds | | | PF | TP | A TO Blk Stl | | | | Min |
|-------------|---------------------|--------|--------|-----------|--------|-----------|-------|----------|--------|-------------|--------------|----------|-----|-----|-----|
| | | FG-FGA | FT-FTA | FG-FGA | FT-FTA | Off | Def | Tot | | | A | TO | Blk | Stl | |
| 30 | Felicia Aiyetotan | c | 3-4 | 0-0 | 2-2 | 2 | 3 | 5 | 2 | 8 | 2 | 0 | 5 | 0 | 25 |
| 01 | Brianna Tinsley | g | 2-4 | 1-2 | 3-4 | 0 | 5 | 5 | 1 | 8 | 1 | 5 | 0 | 0 | 17 |
| 04 | Dominique Toussaint | g | 2-5 | 0-0 | 0-0 | 0 | 3 | 3 | 5 | 4 | 2 | 8 | 1 | 0 | 31 |
| 13 | Jocelyn Willoughby | g | 1-2 | 0-0 | 4-4 | 0 | 3 | 3 | 2 | 6 | 1 | 3 | 1 | 2 | 30 |
| 23 | Aliyah Huland El | g | 7-12 | 3-6 | 4-4 | 1 | 2 | 3 | 3 | 21 | 1 | 4 | 3 | 1 | 35 |
| 03 | Lauren Moses | g | 3-6 | 0-0 | 0-0 | 0 | 5 | 5 | 3 | 6 | 0 | 0 | 3 | 1 | 19 |
| 10 | J'Kyra Brown | g | 3-6 | 1-3 | 2-3 | 0 | 3 | 3 | 1 | 9 | 4 | 1 | 0 | 0 | 32 |
| 14 | Lisa Jablonowski | g | 0-2 | 0-1 | 0-2 | 1 | 4 | 5 | 0 | 0 | 1 | 3 | 0 | 0 | 11 |
| Team | | | | | | 1 | 3 | 4 | | | 2 | | | | |
| Totals | | | 21-41 | 5-12 | 15-19 | 5 | 31 | 36 | 17 | 62 | 12 | 26 | 13 | 4 | 200 |
| 1st - FG %: | | 8-12 | 66.7% | 2nd: 2-10 | 20.0% | 3rd: 5-12 | 41.7% | 4th: 6-7 | 85.7% | Game: 21-41 | 51.2% | Deadball | | | |
| 3FG %: | | 1-1 | 100.0% | 0-2 | 0.0% | 1-5 | 16.7% | 3-3 | 100.0% | 5-12 | 41.7% | Rebounds | | | |
| FT %: | | 2-4 | 50.0% | 2-2 | 100.0% | 4-5 | 80.0% | 7-8 | 87.5% | 15-19 | 78.9% | 3,2 | | | |



Official Basketball Box Score -- Game Totals -- Final Statistics
Virginia vs Virginia Tech
 02/11/18 2:00 PM at Cassell Coliseum, Blacksburg, Va.



Virginia 64 • 16-9, 9-3

| # | Player | Total | | 3-Ptr | Rebounds | | | PF | TP | A TO Blk Stl | | | | Min |
|--------|---------------------|--------|--------|--------|----------|-----|-----|----|----|--------------|----|-----|-----|-----|
| | | FG-FGA | FG-FGA | FT-FTA | Off | Def | Tot | | | A | TO | Blk | Stl | |
| 01 | Brianna Tinsley | * 1-2 | 0-1 | 0-0 | 1 | 1 | 2 | 3 | 2 | 0 | 3 | 0 | 0 | 14 |
| 04 | Dominique Toussaint | * 5-17 | 0-3 | 5-6 | 2 | 3 | 5 | 3 | 15 | 2 | 1 | 0 | 0 | 33 |
| 13 | Jocelyn Willoughby | * 5-9 | 2-3 | 1-2 | 1 | 3 | 4 | 3 | 13 | 4 | 1 | 0 | 2 | 31 |
| 14 | Lisa Jablonowski | * 0-0 | 0-0 | 0-0 | 0 | 2 | 2 | 1 | 0 | 1 | 1 | 0 | 1 | 20 |
| 30 | Felicia Aiyeotan | * 3-8 | 0-0 | 0-0 | 1 | 3 | 4 | 1 | 6 | 0 | 1 | 1 | 0 | 24 |
| 03 | Lauren Moses | 3-4 | 0-0 | 2-2 | 2 | 1 | 3 | 4 | 8 | 1 | 1 | 1 | 0 | 13 |
| 10 | J'Kyra Brown | 6-14 | 3-6 | 0-0 | 0 | 5 | 5 | 2 | 15 | 0 | 1 | 0 | 3 | 32 |
| 23 | Aliyah Huland El | 2-6 | 0-0 | 1-2 | 1 | 4 | 5 | 3 | 5 | 2 | 0 | 1 | 1 | 26 |
| 32 | Mone Jones | 0-0 | 0-0 | 0-0 | 2 | 0 | 2 | 0 | 0 | 1 | 0 | 0 | 0 | 7 |
| Team | | | | | 4 | 0 | 4 | | | 1 | | | | |
| Totals | | 25-60 | 5-13 | 9-12 | 14 | 22 | 36 | 20 | 64 | 11 | 10 | 3 | 7 | 200 |

1st - FG %: 8-18 44.4% 2nd: 8-18 44.4% 3rd: 7-14 50.0% 4th: 2-10 20.0% Game: 25-60 41.7% Deadball Rebounds 2
 3FG %: 3-7 42.9% 2-3 66.7% 0-3 0.0% 0-0 0.0% 5-13 38.5%
 FT %: 2-2 100.0% 0-0 0.0% 3-4 75.0% 4-6 66.7% 9-12 75.0%

Virginia Tech 62 • 16-9, 5-7

| # | Player | Total | | 3-Ptr | Rebounds | | | PF | TP | A TO Blk Stl | | | | Min |
|--------|----------------|---------|--------|--------|----------|-----|-----|----|----|--------------|----|-----|-----|-----|
| | | FG-FGA | FG-FGA | FT-FTA | Off | Def | Tot | | | A | TO | Blk | Stl | |
| 01 | Taylor Emery | * 13-20 | 3-6 | 3-3 | 0 | 1 | 1 | 2 | 32 | 2 | 2 | 0 | 2 | 37 |
| 10 | Kendyl Brooks | * 3-5 | 3-5 | 0-0 | 0 | 2 | 2 | 4 | 9 | 0 | 3 | 0 | 1 | 35 |
| 11 | Regan Magarity | * 2-9 | 0-4 | 0-0 | 3 | 5 | 8 | 1 | 4 | 5 | 4 | 3 | 1 | 40 |
| 23 | Rachel Camp | * 4-9 | 0-3 | 4-8 | 3 | 6 | 9 | 4 | 12 | 2 | 1 | 1 | 1 | 36 |
| 25 | Alexis Jean | * 0-4 | 0-3 | 0-0 | 1 | 2 | 3 | 1 | 0 | 0 | 1 | 1 | 0 | 18 |
| 02 | Aisha Sheppard | 1-2 | 1-2 | 1-2 | 0 | 0 | 0 | 2 | 4 | 1 | 1 | 0 | 0 | 14 |
| 20 | Michelle Berry | 0-2 | 0-0 | 1-2 | 2 | 6 | 8 | 2 | 1 | 1 | 1 | 0 | 0 | 20 |
| Team | | | | | 0 | 0 | 0 | | | | | | | |
| Totals | | 23-51 | 7-23 | 9-15 | 9 | 22 | 31 | 16 | 62 | 11 | 13 | 5 | 5 | 200 |

1st - FG %: 4-14 28.6% 2nd: 4-10 40.0% 3rd: 7-13 53.8% 4th: 8-14 57.1% Game: 23-51 45.1% Deadball Rebounds 3
 3FG %: 0-6 0.0% 1-4 25.0% 3-8 37.5% 3-5 60.0% 7-23 30.4%
 FT %: 2-2 100.0% 2-4 50.0% 0-0 0.0% 5-9 55.6% 9-15 60.0%

Officials: Jules Gallien, Kevin Sparrock, Talisa Green
 Technical fouls: Virginia-None. Virginia Tech-None.
 Attendance: 2733
 Commonwealth Clash Game

| Score by periods | 1st | 2nd | 3rd | 4th | Total |
|------------------|-----|-----|-----|-----|-------|
| Virginia | 21 | 18 | 17 | 8 | 64 |
| Virginia Tech | 10 | 11 | 17 | 24 | 62 |

Last FG - VA 4th-00:38, VT 4th-02:06.
 Largest lead - VA by 23 3rd-05:00, VT by 3 4th-01:41.
 VA led for 36:50. VT led for 01:28. Game was tied for 01:42.

| Points | In | Off | 2nd | Fast | Bench |
|--------|----|-----|-----|------|-------|
| VA | 20 | 16 | 23 | 2 | 28 |
| VT | 16 | 16 | 10 | 4 | 5 |

Score tied - 1 time.
 Lead changed - 2 times.



Official Basketball Box Score -- Game Totals -- Final Statistics
Notre Dame vs Virginia
 02/15/18 7 p.m. at JPJ Arena, Charlottesville, Va.



Notre Dame 83 • 24-2, 12-1 ACC

| # | Player | Total | | 3-Ptr | Rebounds | | | PF | TP | A TO Blk Stl | | | | Min |
|--------|--------------------|---------|--------|--------|----------|-----|-----|----|----|--------------|----|-----|-----|-----|
| | | FG-FGA | FG-FGA | FT-FTA | Off | Def | Tot | | | A | TO | Blk | Stl | |
| 23 | Jessica Shepard | f 7-10 | 0-0 | 1-2 | 0 | 8 | 8 | 4 | 15 | 0 | 2 | 0 | 1 | 31 |
| 33 | Kathryn Westbeld | f 1-1 | 0-0 | 4-4 | 1 | 3 | 4 | 2 | 6 | 2 | 1 | 0 | 2 | 29 |
| 03 | Marina Mabrey | g 6-11 | 4-6 | 0-0 | 1 | 2 | 3 | 1 | 16 | 1 | 1 | 1 | 0 | 39 |
| 05 | Jackie Young | g 5-11 | 0-1 | 1-1 | 0 | 2 | 2 | 0 | 11 | 8 | 3 | 0 | 1 | 39 |
| 24 | Arike Ogunbowale | g 11-20 | 1-3 | 4-4 | 0 | 8 | 8 | 2 | 27 | 3 | 2 | 0 | 2 | 35 |
| 02 | Kaitlin Cole | 0-0 | 0-0 | 0-0 | 0 | 0 | 0 | 0 | 0 | 0 | 0 | 0 | 0 | 1 |
| 20 | Nicole Benz | 0-1 | 0-1 | 0-0 | 0 | 0 | 0 | 0 | 0 | 0 | 0 | 0 | 0 | 1 |
| 21 | Kristina Nelson | 3-5 | 0-0 | 2-2 | 2 | 1 | 3 | 4 | 8 | 0 | 5 | 1 | 0 | 13 |
| 32 | Danielle Patterson | 0-1 | 0-0 | 0-0 | 1 | 1 | 2 | 2 | 0 | 0 | 0 | 0 | 0 | 11 |
| 40 | Maureen Butler | 0-0 | 0-0 | 0-0 | 0 | 0 | 0 | 0 | 0 | 0 | 0 | 0 | 0 | 1 |
| Team | | | | | 1 | 1 | 2 | | | 1 | | | | |
| Totals | | 33-60 | 5-11 | 12-13 | 6 | 26 | 32 | 15 | 83 | 14 | 15 | 2 | 6 | 200 |

1st - FG %: 12-18 66.7% 2nd: 8-13 61.5% 3rd: 9-15 60.0% 4th: 4-14 28.6% Game: 33-60 55.0% Deadball Rebounds 0
 3FG %: 1-4 25.0% 1-2 50.0% 3-3 100.0% 0-2 0.0% 5-11 45.5%
 FT %: 2-2 100.0% 2-2 100.0% 0-0 0.0% 8-9 88.9% 12-13 92.3%

Virginia 69 • 16-10, 9-4 ACC

| # | Player | Total | | 3-Ptr | Rebounds | | | PF | TP | A TO Blk Stl | | | | Min |
|--------|---------------------|--------|--------|--------|----------|-----|-----|----|----|--------------|----|-----|-----|-----|
| | | FG-FGA | FG-FGA | FT-FTA | Off | Def | Tot | | | A | TO | Blk | Stl | |
| 30 | Felicia Aiyeotan | c 7-12 | 0-0 | 3-6 | 7 | 4 | 11 | 0 | 17 | 1 | 4 | 0 | 0 | 25 |
| 01 | Brianna Tinsley | g 1-4 | 1-1 | 3-4 | 0 | 1 | 1 | 4 | 6 | 1 | 1 | 0 | 0 | 22 |
| 04 | Dominique Toussaint | g 5-13 | 1-5 | 0-0 | 0 | 2 | 2 | 3 | 11 | 1 | 2 | 0 | 1 | 33 |
| 13 | Jocelyn Willoughby | g 2-7 | 1-1 | 0-0 | 2 | 3 | 5 | 1 | 5 | 0 | 2 | 0 | 1 | 29 |
| 23 | Aliyah Huland El | g 1-5 | 0-1 | 0-0 | 1 | 2 | 3 | 0 | 2 | 2 | 1 | 3 | 1 | 21 |
| 03 | Lauren Moses | 2-6 | 0-0 | 5-6 | 1 | 3 | 4 | 2 | 9 | 3 | 2 | 1 | 0 | 20 |
| 10 | J'Kyra Brown | 6-15 | 1-7 | 4-5 | 1 | 3 | 4 | 0 | 17 | 3 | 3 | 0 | 1 | 32 |
| 14 | Lisa Jablonowski | 1-1 | 0-0 | 0-0 | 0 | 2 | 2 | 0 | 2 | 2 | 0 | 0 | 0 | 17 |
| 32 | Mone Jones | 0-1 | 0-0 | 0-0 | 1 | 0 | 1 | 0 | 0 | 0 | 0 | 0 | 0 | 1 |
| Team | | | | | 3 | 2 | 5 | | | | | | | |
| Totals | | 25-64 | 4-15 | 15-21 | 16 | 22 | 38 | 10 | 69 | 13 | 15 | 4 | 4 | 200 |

1st - FG %: 5-18 27.8% 2nd: 7-17 41.2% 3rd: 6-15 40.0% 4th: 7-14 50.0% Game: 25-64 39.1% Deadball Rebounds 3
 3FG %: 0-3 0.0% 2-6 33.3% 1-3 33.3% 1-3 33.3%
 FT %: 2-2 100.0% 0-2 0.0% 8-9 88.9% 6-8 75.0% 15-21 71.4%

Officials: Mark Hardcastle, Carla Fountain, Norma Jones
 Technical fouls: Notre Dame-None. Virginia-None.
 Attendance: 3038

| Score by periods | 1st | 2nd | 3rd | 4th | Total |
|------------------|-----|-----|-----|-----|-------|
| Notre Dame | 27 | 19 | 21 | 16 | 83 |
| Virginia | 11 | 16 | 21 | 21 | 69 |

| Points | In | Off | 2nd | Fast | Bench |
|--------|----|-----|-----|------|-------|
| ND | 42 | 26 | 0 | 18 | 8 |
| VA | 30 | 11 | 10 | 8 | 28 |

Last FG - ND 4th-02:57, VA 4th-00:12.
 Largest lead - ND by 25 3rd-05:52, VA None.
 ND led for 39:13. VA led for 00:00. Game was tied for 00:47.

Score tied - 0 times.
 Lead changed - 0 times.



Official Basketball Box Score -- Game Totals -- Final Statistics
Notre Dame vs Virginia
 02/15/18 7 p.m. at JPJ Arena, Charlottesville, Va.



Notre Dame 83 • 24-2, 12-1 ACC

| # | Player | Total | | 3-Ptr | Rebounds | | | PF | TP | A TO Blk Stl | | | | Min |
|--------|--------------------|---------|--------|--------|----------|-----|-----|----|----|--------------|----|-----|-----|-----|
| | | FG-FGA | FG-FGA | FT-FTA | Off | Def | Tot | | | A | TO | Blk | Stl | |
| 23 | Jessica Shepard | f 7-10 | 0-0 | 1-2 | 0 | 8 | 8 | 4 | 15 | 0 | 2 | 0 | 1 | 31 |
| 33 | Kathryn Westbeld | f 1-1 | 0-0 | 4-4 | 1 | 3 | 4 | 2 | 6 | 2 | 1 | 0 | 2 | 29 |
| 03 | Marina Mabrey | g 6-11 | 4-6 | 0-0 | 1 | 2 | 3 | 1 | 16 | 1 | 1 | 1 | 0 | 39 |
| 05 | Jackie Young | g 5-11 | 0-1 | 1-1 | 0 | 2 | 2 | 0 | 11 | 8 | 3 | 0 | 1 | 39 |
| 24 | Arike Ogunbowale | g 11-20 | 1-3 | 4-4 | 0 | 8 | 8 | 2 | 27 | 3 | 2 | 0 | 2 | 35 |
| 02 | Kaitlin Cole | 0-0 | 0-0 | 0-0 | 0 | 0 | 0 | 0 | 0 | 0 | 0 | 0 | 0 | 1 |
| 20 | Nicole Benz | 0-1 | 0-1 | 0-0 | 0 | 0 | 0 | 0 | 0 | 0 | 0 | 0 | 0 | 1 |
| 21 | Kristina Nelson | 3-5 | 0-0 | 2-2 | 2 | 1 | 3 | 4 | 8 | 0 | 5 | 1 | 0 | 13 |
| 32 | Danielle Patterson | 0-1 | 0-0 | 0-0 | 1 | 1 | 2 | 2 | 0 | 0 | 0 | 0 | 0 | 11 |
| 40 | Maureen Butler | 0-0 | 0-0 | 0-0 | 0 | 0 | 0 | 0 | 0 | 0 | 0 | 0 | 0 | 1 |
| Team | | | | | 1 | 1 | 2 | | | 1 | | | | |
| Totals | | 33-60 | 5-11 | 12-13 | 6 | 26 | 32 | 15 | 83 | 14 | 15 | 2 | 6 | 200 |

1st - FG %: 12-18 66.7% 2nd: 8-13 61.5% 3rd: 9-15 60.0% 4th: 4-14 28.6% Game: 33-60 55.0% Deadball Rebounds 0
 3FG %: 1-4 25.0% 1-2 50.0% 3-3 100.0% 0-2 0.0% 5-11 45.5%
 FT %: 2-2 100.0% 0-0 0.0% 8-9 88.9% 12-13 92.3%

Virginia 69 • 16-10, 9-4 ACC

| # | Player | Total | | 3-Ptr | | Rebounds | | | PF | TP | A TO Blk Stl | | | | Min |
|--------|---------------------|--------|--------|--------|-------|----------|-----|----|----|----|--------------|-----|-----|---|-----|
| | | FG-FGA | FG-FGA | FT-FTA | Off | Def | Tot | A | | | TO | Blk | Stl | | |
| 30 | Felicia Aiyeotan | c | 7-12 | 0-0 | 3-6 | 7 | 4 | 11 | 0 | 17 | 1 | 4 | 0 | 0 | 25 |
| 01 | Brianna Tinsley | g | 1-4 | 1-1 | 3-4 | 0 | 1 | 1 | 4 | 6 | 1 | 1 | 0 | 0 | 22 |
| 04 | Dominique Toussaint | g | 5-13 | 1-5 | 0-0 | 0 | 2 | 2 | 3 | 11 | 1 | 2 | 0 | 1 | 33 |
| 13 | Jocelyn Willoughby | g | 2-7 | 1-1 | 0-0 | 2 | 3 | 5 | 1 | 5 | 0 | 2 | 0 | 1 | 29 |
| 23 | Aliyah Huland El | g | 1-5 | 0-1 | 0-0 | 1 | 2 | 3 | 0 | 2 | 2 | 1 | 3 | 1 | 21 |
| 03 | Lauren Moses | | 2-6 | 0-0 | 5-6 | 1 | 3 | 4 | 2 | 9 | 3 | 2 | 1 | 0 | 20 |
| 10 | J'Kyra Brown | | 6-15 | 1-7 | 4-5 | 1 | 3 | 4 | 0 | 17 | 3 | 3 | 0 | 1 | 32 |
| 14 | Lisa Jablonowski | | 1-1 | 0-0 | 0-0 | 0 | 2 | 2 | 0 | 2 | 2 | 0 | 0 | 0 | 17 |
| 32 | Mone Jones | | 0-1 | 0-0 | 0-0 | 1 | 0 | 1 | 0 | 0 | 0 | 0 | 0 | 0 | 1 |
| | Team | | | | | 3 | 2 | 5 | | | | | | | |
| Totals | | | 25-64 | 4-15 | 15-21 | 16 | 22 | 38 | 10 | 69 | 13 | 15 | 4 | 4 | 200 |

Official Basketball Box Score -- Game Totals -- Final Statistics

Virginia vs Wake Forest

02/25/18 3:00 PM at Winston-Salem, N.C.

Virginia 48 • 17-12 (10-6 ACC)

| # | Player | Total | | 3-Ptr | | Rebounds | | | PF | TP | A | TO | Blk | Stl | Min |
|----|---------------------|--------|--------|--------|--------|----------|-----|-----|----|----|---|----|-----|-----|-----|
| | | FG-FGA | FG-FGA | FT-FTA | FT-FTA | Off | Def | Tot | | | | | | | |
| 30 | Felicia Aiyetun | c | 2-3 | 0-0 | 0-0 | 0 | 5 | 5 | 0 | 4 | 0 | 1 | 1 | 0 | 18 |
| 01 | Brianna Tinsley | g | 0-3 | 0-1 | 2-2 | 0 | 3 | 3 | 2 | 2 | 3 | 2 | 0 | 0 | 28 |
| 04 | Dominique Toussaint | g | 5-9 | 1-3 | 6-6 | 0 | 6 | 6 | 4 | 17 | 2 | 5 | 0 | 0 | 35 |
| 13 | Jocelyn Willoughby | g | 5-8 | 1-1 | 3-4 | 2 | 3 | 5 | 2 | 14 | 0 | 5 | 0 | 2 | 29 |
| 23 | Aliyah Hulan El | g | 0-6 | 0-3 | 0-0 | 0 | 2 | 2 | 1 | 0 | 3 | 2 | 0 | 0 | 19 |
| 03 | Lauren Moses | | 3-6 | 0-0 | 0-0 | 2 | 1 | 3 | 2 | 6 | 0 | 0 | 0 | 0 | 22 |
| 10 | J'Kyra Brown | | 1-9 | 1-5 | 0-0 | 0 | 3 | 3 | 2 | 3 | 0 | 0 | 0 | 0 | 29 |
| 14 | Lisa Jablonowski | | 0-1 | 0-0 | 2-2 | 0 | 5 | 5 | 0 | 2 | 1 | 1 | 0 | 0 | 13 |
| 32 | Mone Jones | | 0-0 | 0-0 | 0-0 | 0 | 0 | 0 | 1 | 0 | 0 | 1 | 0 | 0 | 7 |
| | Team | | | | | 2 | 0 | 2 | | | | 1 | | | |
| | Totals | | 16-45 | 3-13 | 13-14 | 6 | 28 | 34 | 14 | 48 | 9 | 18 | 1 | 2 | 200 |

1st - FG %: 2-10 20.0% 2nd: 5-14 35.7% 3rd: 5-12 41.7% 4th: 4-9 44.4% Game: 16-45 35.6% Deadball
 3FG %: 1-3 33.3% 0-3 0.0% 2-6 33.3% 0-1 0.0% 3-13 23.1% Rebounds
 FT %: 0-0 0.0% 0-0 0.0% 4-4 100.0% 9-10 90.0% 13-14 92.9% 3,1

Wake Forest 41 • 13-16 (5-11 ACC)

| # | Player | Total | | 3-Ptr | | Rebounds | | | PF | TP | A | TO | Blk | Stl | Min |
|----|------------------|--------|--------|--------|--------|----------|-----|-----|----|----|---|----|-----|-----|-----|
| | | FG-FGA | FG-FGA | FT-FTA | FT-FTA | Off | Def | Tot | | | | | | | |
| 41 | Elisa Penna | f | 1-8 | 0-2 | 0-0 | 0 | 3 | 3 | 3 | 2 | 0 | 3 | 0 | 0 | 18 |
| 44 | Ona Udoh | f | 1-2 | 0-0 | 0-0 | 1 | 2 | 3 | 0 | 2 | 0 | 2 | 2 | 2 | 24 |
| 02 | Amber Campbell | g | 6-13 | 0-1 | 1-4 | 2 | 3 | 5 | 4 | 13 | 1 | 1 | 0 | 3 | 40 |
| 05 | Gina Conti | g | 0-0 | 0-0 | 0-0 | 0 | 0 | 0 | 1 | 0 | 1 | 0 | 0 | 0 | 12 |
| 14 | Alex Sharp | g | 3-10 | 0-1 | 0-0 | 1 | 7 | 8 | 1 | 6 | 2 | 4 | 1 | 0 | 33 |
| 11 | Ivana Raca | | 2-5 | 2-2 | 3-4 | 1 | 2 | 3 | 3 | 9 | 1 | 0 | 0 | 1 | 24 |
| 15 | Kortni Simmons | | 0-1 | 0-0 | 0-0 | 1 | 0 | 1 | 1 | 0 | 1 | 0 | 1 | 0 | 4 |
| 25 | Ariel Stephenson | | 1-10 | 1-5 | 0-0 | 1 | 0 | 1 | 2 | 3 | 1 | 2 | 0 | 0 | 29 |
| 42 | Tyra Whitehead | | 3-5 | 0-0 | 0-0 | 1 | 2 | 3 | 2 | 6 | 1 | 1 | 0 | 2 | 16 |
| | Team | | | | | 0 | 0 | 0 | | | | | | | |
| | Totals | | 17-54 | 3-11 | 4-8 | 8 | 19 | 27 | 17 | 41 | 8 | 13 | 4 | 8 | 200 |

1st - FG %: 4-14 28.6% 2nd: 4-9 44.4% 3rd: 3-13 23.1% 4th: 6-18 33.3% Game: 17-54 31.5% Deadball
 3FG %: 1-4 25.0% 2-3 66.7% 0-1 0.0% 0-3 0.0% 3-11 27.3% Rebounds
 FT %: 0-0 0.0% 3-4 75.0% 1-4 25.0% 0-0 0.0% 4-8 50.0% 4,2

Officials: Billy Smith (R), Tom Danaher, Tiara Cruse

Technical fouls: Virginia-None. Wake Forest-None.

Attendance: 786

| Score by periods | 1st | 2nd | 3rd | 4th | Total |
|------------------|-----|-----|-----|-----|-------|
| Virginia | 5 | 10 | 16 | 17 | 48 |
| Wake Forest | 9 | 13 | 7 | 12 | 41 |

| Points | In | Off | 2nd | Fast | Bench |
|--------|----|-----|-----|------|-------|
| VA | 20 | 14 | 6 | 0 | 11 |
| WF | 20 | 7 | 4 | 6 | 18 |

Last FG - VA 4th-05:28, WF 4th-00:04.

Largest lead - VA by 9 4th-00:09, WF by 10 2nd-05:15.

VA led for 15:17. WF led for 20:29. Game was tied for 04:14.

Score tied - 3 times.

Lead changed - 4 times.

| | | | | |
|-----------------------|----------------|-------------|-------------|----------------|
| RECORD: | OVERALL | HOME | AWAY | NEUTRAL |
| ALL GAMES | 17-12 | 10-6 | 5-6 | 2-0 |
| CONFERENCE | 10-6 | 5-3 | 5-3 | 0-0 |
| NON-CONFERENCE | 7-6 | 5-3 | 0-3 | 2-0 |

| Date | UVA. Rank | Opponent | Score | W/L | Rec. | ACC | Attend. | High Scorer | High Reb. | Opp. High Scr |
|-------|--------------|----------------------|--------|-----|-------|------|---------|---------------|---------------|------------------|
| 11/10 | RV | at #7 Mississippi St | 68-53 | L | 0-1 | 0-0 | 6811 | Toussaint 17 | Aiyeotan 7 | Vivians 22 |
| 11/12 | RV | CENTRAL CONN | 103-59 | W | 1-1 | 0-0 | 3306 | Willoughby 19 | Aiyeotan 10 | Patterson 19 |
| 11/16 | RV | GEORGIA | 64-61 | L | 1-2 | 0-0 | 3170 | Toussaint 18 | FA, JB, AHE 7 | Robinson 15 |
| 11/19 | RV | at Dayton | 61-46 | L | 1-3 | 0-0 | 1866 | DT, JW 9 | Aiyeotan 6 | Scaife 17 |
| 11/21 | | HAMPTON | 66-62 | W | 2-3 | 0-0 | 2546 | Willoughby 15 | Willoughby 6 | Finney-Smith 17 |
| 11/25 | | HARVARD | 50-48 | W | 3-3 | 0-0 | 2838 | Moses 13 | Moses 10 | KB, MR 11 |
| 11/26 | | DUQUESNE | 74-63 | L | 3-4 | 0-0 | 2846 | Huland EI 17 | Moses 6 | Omogrosso 25 |
| 11/29 | | #15 MARYLAND | 60-59 | L | 3-5 | 0-0 | 3082 | Toussaint 18 | Moses 11 | SJ, KC 13 |
| 12/02 | | UNCG | 68-50 | W | 4-5 | 0-0 | 2642 | Brown 15 | Aiyeotan 9 | Soliman 15 |
| 12/04 | | at Rutgers | 52-43 | L | 4-6 | 0-0 | 1368 | Willoughby 14 | Aiyeotan 11 | Scaife 22 |
| 12/17 | | vs Ohio | 77-59 | W | 5-6 | 0-0 | 200 | Huland EI 17 | Aiyeotan 14 | Burke 14 |
| 12/18 | | vs Indiana | 82-72 | WOT | 6-6 | 0-0 | 150 | Brown 24 | Huland EI 10 | Buss 28 |
| 12/21 | | MANHATTAN | 69-47 | W | 7-6 | 0-0 | 2383 | Moses 16 | Aiyeotan 9 | Grimme 15 |
| 12/28 | | PITT | 62-50 | W | 8-6 | 1-0 | 2822 | Toussaint 16 | Aiyeotan 10 | Rodriguez 17 |
| 12/31 | | RV SYRACUSE | 68-63 | W | 9-6 | 2-0 | 2979 | Huland EI 15 | Aiyeotan 10 | Mangakahia 20 |
| 01/04 | | RV NC State | 73-63 | W | 10-6 | 3-0 | 1801 | Brown 18 | FA/FB 5 | Hawkins 14 |
| 01/07 | | CLEMSON | 70-41 | W | 11-6 | 4-0 | 3995 | Willoughby 16 | Aiyeotan 10 | Carter 12 |
| 01/11 | | at BC | 68-57 | W | 12-6 | 5-0 | 1065 | Willoughby 18 | Willoughby 11 | Bolden-Morris 14 |
| 01/14 | | at #16 Duke | 55-48 | L | 12-7 | 5-1 | 3856 | Huland EI 14 | Willoughby 10 | Brown 14 |
| 01/21 | | VIRGINIA TECH | 61-52 | W | 13-7 | 6-1 | 4212 | AHE, DT 14 | JW, FA 8 | Emery 18 |
| 01/25 | RV | NORTH CAROLINA | 82-70 | W | 14-7 | 7-1 | 2971 | Huland EI 19 | Moses 9 | Bailey 21 |
| 01/28 | RV | at Georgia Tech | 62-56 | W | 15-7 | 8-1 | 1601 | Huland EI 21 | FA/BT/LM/LJ 5 | Pan 16 |
| 02/01 | RV | #4 Louisville | 77-41 | L | 15-8 | 8-2 | 2877 | Huland EI 9 | Aiyeotan 7 | Durr 21 |
| 02/08 | | at #12 Florida St | 77-62 | L | 15-9 | 8-3 | 2843 | Aiyeotan 15 | Aiyeotan 13 | Thomas 20 |
| 02/11 | | at Virginia Tech | 64-62 | W | 16-9 | 9-3 | 2733 | DT/JB 15 | Dt/JB/AHE 5 | Emery 32 |
| 02/15 | | #5 NOTRE DAME | 83-69 | L | 16-10 | 9-4 | 3038 | JB/FA 17 | Aiyeotan 11 | Ogunbowale 27 |
| 02/18 | | MIAMI | 77-62 | L | 16-11 | 9-5 | 3890 | Toussaint 18 | Toussaint 9 | Davenport 19 |
| 02/22 | | at #4 Louisville | 51-39 | L | 16-12 | 9-6 | 8434 | Moses 10 | Willoughby 11 | Durr 13 |
| 02/25 | | at Wake Forest | 48-41 | W | 17-12 | 10-6 | 786 | Toussaint 17 | Toussaint 6 | Campbell 13 |

| OPPONENT | AIYEOTAN | ALLEN | BROWN | CALDWELL | HULAND EL | JABLONOWSKI |
|-------------------|-----------------|--------------|---------------|-----------------|------------------|--------------------|
| at Miss St | 4-7-0 | DNP | 4-4-0 | 2-0-0 | 6-0-0 | 5-3-0 |
| CENT CONN | 12-10-0 | 3-2-1 | 8-4-2 | 5-2-1 | 13-1-2 | 4-6-1 |
| GEORGIA | 8-7-1 | DNP | 1-7-2 | 0-0-0 | 9-7-2 | 0-3-0 |
| at Dayton | 5-6-0 | DNP | 8-5-1 | 0-0-0 | 8-3-1 | 0-3-2 |
| HAMPTON | 2-3-0 | DNP | 6-3-2 | DNP | 10-2-2 | 4-3-1 |
| HARVARD | 6-7-2 | DNP | 3-1-0 | DNP | 8-5-4 | 2-6-1 |
| DUQUESNE | 2-5-2 | DNP | 15-4-2 | 0-0-0 | 17-4-0 | 6-4-2 |
| MARYLAND | 10-6-0 | DNP | 11-1-4 | DNP | 9-1-1 | 0-1-0 |
| UNCG | 8-9-1 | 4-0-1 | 15-6-4 | 0-0-0 | 13-3-2 | 2-4-2 |
| at Rutgers | 6-11-1 | 0-0-0 | 13-6-3 | 0-0-0 | 3-4-2 | 2-4-2 |
| vs Ohio | 10-14-0 | 2-2-0 | 14-5-6 | 0-0-0 | 17-3-1 | 6-3-1 |
| vs Indiana | 10-3-2 | DNP | 24-4-2 | DNP | 7-10-1 | 2-5-2 |
| MANHATTAN | 7-9-0 | 0-1-0 | 8-3-4 | 4-0-0 | 7-2-2 | 8-3-2 |
| PITTSBURGH | 10-10-1 | DNP | 9-2-1 | DNP | 10-2-0 | 4-3-1 |
| SYRACUSE | 12-10-3 | INJ | 12-6-3 | DNP | 15-5-2 | 2-0-0 |
| at NC State | 4-5-0 | INJ | 18-5-2 | DNP | 13-4-1 | 3-3-2 |
| CLEMSON | 10-10-2 | INJ | 5-1-3 | 2-0-0 | 8-2-3 | 2-5-1 |
| at Boston College | 6-4-0 | INJ | 12-7-1 | DNP | 7-2-2 | 2-5-0 |
| at Duke | 2-6-1 | INJ | 7-2-2 | DNP | 14-3-3 | 2-1-0 |
| VIRGINIA TECH | 4-8-0 | DNP | 6-5-3 | DNP | 14-4-0 | 0-1-3 |
| UNC | 6-5-0 | DNP | 11-3-0 | DNP | 19-2-2 | 0-6-5 |
| at Georgia Tech | 8-5-2 | DNP | 9-3-4 | DNP | 21-3-1 | 0-5-1 |
| LOUISVILLE | 8-7-0 | DNP | 8-2-3 | 0-0-0 | 9-6-0 | 0-0-1 |
| at Florida State | 15-13-1 | DNP | 3-2-2 | 0-0-0 | 13-5-0 | 2-1-0 |
| at Virginia Tech | 6-4-0 | DNP | 15-5-0 | DNP | 5-5-2 | 0-2-1 |
| NOTRE DAME | 17-11-1 | DNP | 17-4-3 | DNP | 2-3-2 | 2-2-2 |
| MIAMI | 9-8-0 | DNP | 11-2-4 | 0-0-0 | 0-2-1 | 2-1-0 |
| at Louisville | 2-3-0 | DNP | 5-3-2 | DNP | 4-1-1 | 4-4-1 |
| at Wake Forest | 4-5-0 | DNP | 3-3-0 | DNP | 0-2-3 | 2-5-1 |

| OPPONENT | JONES | MOSES | PAYNE | TINSLEY | TOUSSAINT | WILLOUGHBY |
|-------------------|--------------|----------------|--------------|----------------|------------------|-------------------|
| at Miss State | 0-0-2 | 2-3-1 | DNP | 7-2-1 | 17-6-3 | 6-6-0 |
| CENT CONN | 6-0-2 | 9-6-2 | 4-3-0 | 3-4-3 | 17-2-3 | 19-4-2 |
| GEORGIA | 0-0-0 | 5-0-1 | DNP | 3-1-1 | 18-3-5 | 17-2-0 |
| at Dayton | 0-1-1 | 7-5-0 | DNP | 0-1-0 | 9-2-4 | 9-5-1 |
| HAMPTON | INJ | 9-5-0 | DNP | 6-1-0 | 14-3-6 | 15-6-0 |
| HARVARD | INJ | 13-10-0 | DNP | 1-1-0 | 5-3-2 | 12-8-1 |
| DUQUESNE | INJ | 3-6-1 | DNP | 3-2-3 | 11-2-1 | 6-4-2 |
| MARYLAND | INJ | 3-11-2 | DNP | 0-2-2 | 18-2-2 | 8-7-1 |
| UNCG | INJ | INJ | 0-0-0 | 4-1-3 | 11-4-1 | 11-2-1 |
| at Rutgers | INJ | INJ | DNP | 5-1-0 | 2-0-0 | 14-2-1 |
| vs Ohio | INJ | 7-5-0 | 1-3-0 | 3-3-5 | 13-6-5 | 4-3-2 |
| vs Indiana | INJ | 14-0-1 | DNP | 5-4-4 | 12-3-4 | 8-2-1 |
| MANHATTAN | INJ | 16-4-0 | 0-0-0 | 8-1-2 | 5-4-5 | 6-4-1 |
| PITTSBURGH | INJ | 4-7-0 | DNP | 5-1-1 | 16-4-7 | 4-9-0 |
| SYRACUSE | DNP | 5-2-1 | DNP | 5-3-1 | 9-5-6 | 8-1-0 |
| at NC State | DNP | 9-3-0 | DNP | 5-1-2 | 11-4-1 | 10-3-2 |
| CLEMSON | 1-1-0 | 11-3-1 | 0-0-0 | 5-1-1 | 10-3-5 | 16-5-0 |
| at Boston College | 0-0-0 | 6-3-1 | DNP | 5-0-1 | 12-2-7 | 18-11-3 |
| at Duke | DNP | 0-3-1 | DNP | 6-3-3 | 6-0-3 | 11-10-1 |
| VIRGINIA TECH | 0-0-0 | 11-7-1 | DNP | 3-1-0 | 14-3-3 | 10-8-0 |
| NORTH CAROLINA | 0-0-0 | 14-9-1 | DNP | 10-2-3 | 13-4-5 | 9-4-2 |
| at Georgia Tech | DNP | 6-5-0 | DNP | 8-5-1 | 4-3-2 | 6-3-1 |
| LOUISVILLE | 0-0-0 | 2-3-0 | 0-0-0 | 4-2-1 | 4-2-2 | 6-4-1 |
| at Florida State | 1-0-0 | 5-4-1 | DNP | 3-0-0 | 12-6-6 | 8-10-2 |
| at Virginia Tech | 0-2-1 | 8-3-1 | DNP | 2-2-0 | 15-5-2 | 13-4-4 |
| NOTRE DAME | 0-1-0 | 9-4-3 | DNP | 6-1-1 | 11-2-1 | 5-5-0 |
| MIAMI | INJ | 3-4-1 | DNP | 13-1-1 | 18-9-7 | 6-8-0 |
| at Louisville | DNP | 10-9-0 | DNP | 2-0-0 | 5-5-5 | 7-11-0 |
| at Wake Forest | 0-0-0 | 6-3-0 | DNP | 2-3-3 | 17-6-2 | 14-5-0 |

| | Field Goal % | | 3-Point FG % | | Free Throw Pct. | | Rebounds | Turnovers |
|-------------------|--------------|--------------|--------------|--------------|-----------------|--------------|-------------|-------------|
| | Virginia | Opponent | Virginia | Opponent | Virginia | Opponent | UVA-Opp | UVA-Opp |
| at Miss St | 19-48 (.396) | 25-63 (.397) | 3-9 (.333) | 9-27 (.333) | 12-15 (.800) | 9-11 (.818) | 34-35 (-1) | 23-17 (+5) |
| CENTRAL CONN | 43-78 (.551) | 17-55 (.309) | 8-18 (.444) | 10-33 (.303) | 9-17 (.529) | 15-23 (.652) | 47-35 (+12) | 9-22 (-13) |
| GEORGIA | 21-52 (.404) | 26-68 (.382) | 6-13 (.462) | 5-21 (.238) | 13-20 (.650) | 7-8 (.875) | 35-40 (-5) | 21-15 (+6) |
| at Dayton | 18-67 (.269) | 21-57 (.368) | 5-15 (.333) | 5-25 (.200) | 5-6 (.833) | 14-16 (.875) | 35-53 (-18) | 15-23 (-8) |
| HAMPTON | 26-52 (.667) | 21-61 (.344) | 6-16 (.375) | 11-28 (.393) | 8-12 (.667) | 9-15 (.600) | 32-40 (-8) | 13-13 (E) |
| HARVARD | 16-62 (.258) | 18-47 (.383) | 5-21 (.238) | 4-16 (.250) | 13-23 (.565) | 8-10 (.800) | 45-35 (+10) | 13-20 (-7) |
| DUQUESNE | 23-63 (.365) | 23-58 (.397) | 8-22 (.364) | 9-23 (.391) | 9-13 (.692) | 19-22 (.864) | 35-42 (-7) | 13-14 (-1) |
| MARYLAND | 25-56 (.446) | 23-63 (.365) | 4-12 (.333) | 5-15 (.333) | 5-9 (.556) | 9-16 (.563) | 37-38 (-1) | 21-18 (+3) |
| UNCG | 26-56 (.565) | 18-54 (.333) | 9-15 (.600) | 4-15 (.267) | 7-14 (.500) | 10-14 (.714) | 35-26 (+9) | 20-14 (+6) |
| at Rutgers | 16-45 (.356) | 18-52 (.346) | 6-16 (.375) | 3-18 (.167) | 5-8 (.625) | 13-21 (.619) | 29-38 (-9) | 12-8 (+4) |
| vs Ohio | 30-62 (.484) | 19-55 (.345) | 9-18 (.500) | 12-39 (.308) | 8-12 (.667) | 9-14 (.643) | 51-22 (+29) | 18-12 (+6) |
| vs Indiana | 28-62 (.452) | 25-57 (.439) | 7-21 (.333) | 8-23 (.348) | 19-23 (.826) | 14-19 (.737) | 37-29 (+8) | 23-22 (+1) |
| MANHATTAN | 27-53 (.509) | 19-55 (.345) | 3-13 (.231) | 5-23 (.217) | 12-15 (.800) | 4-4 (1.000) | 32-31 (+1) | 15-21 (-6) |
| PITTSBURGH | 20-57 (.351) | 19-55 (.345) | 6-18 (.333) | 8-18 (.444) | 16-18 (.889) | 4-5 (.800) | 43-32 (+11) | 13-15 (-2) |
| SYRACUSE | 23-57 (.404) | 21-57 (.368) | 8-22 (.364) | 13-34 (.382) | 14-22 (.636) | 8-11 (.727) | 38-37 (-1) | 16-23 (-7) |
| at NC State | 23-54 (.426) | 22-60 (.367) | 9-21 (.429) | 6-19 (.316) | 18-25 (.720) | 13-24 (.542) | 38-39 (-1) | 15-18 (-3) |
| CLEMSON | 28-56 (.500) | 19-50 (.380) | 6-18 (.333) | 2-7 (.286) | 8-13 (.615) | 1-7 (.143) | 36-30 (+6) | 11-19 (-8) |
| at Boston College | 28-56 (.500) | 20-48 (.417) | 6-14 (.429) | 9-27 (.333) | 6-8 (.750) | 8-12 (.667) | 35-24 (+11) | 16-15 (+1) |
| at Duke | 19-51 (.373) | 17-44 (.386) | 10-25 (.400) | 5-16 (.313) | 0-0 (.000) | 16-21 (.762) | 32-30 (+2) | 19-13 (+6) |
| VIRGINIA TECH | 22-57 (.386) | 20-71 (.282) | 4-17 (.235) | 4-28 (.143) | 13-13 (1.000) | 8-15 (.533) | 41-47 (-6) | 14-13 (+1) |
| UNC | 32-66 (.485) | 28-66 (.424) | 9-22 (.409) | 5-16 (.313) | 9-10 (.900) | 9-12 (.750) | 38-34 (+4) | 11-10 (+1) |
| at Georgia Tech | 21-41 (.512) | 22-72 (.306) | 5-12 (.789) | 0-9 (.000) | 15-19 (.789) | 12-20 (.600) | 36-35 (+1) | 26-12 (+14) |
| LOUISVILLE | 17-49 (.347) | 32-71 (.451) | 3-14 (.214) | 4-15 (.267) | 4-9 (.444) | 9-10 (.900) | 28-45 (-17) | 22-8 (+14) |
| at Florida State | 23-66 (.348) | 27-57 (.474) | 5-19 (.263) | 8-18 (.444) | 11-14 (.786) | 15-20 (.750) | 43-32 (+11) | 16-11 (+5) |
| at Virginia Tech | 21-60 (.417) | 23-51 (.451) | 5-13 (.385) | 7-23 (.304) | 9-12 (.750) | 9-15 (.600) | 36-31 (+5) | 10-13 (-3) |
| NOTRE DAME | 25-64 (.391) | 33-60 (.550) | 4-15 (.267) | 5-11 (.455) | 15-21 (.714) | 12-13 (.923) | 38-32 (+6) | 15-15 (E) |
| MIAMI | 21-61 (.344) | 25-64 (.391) | 9-26 (.346) | 7-19 (.368) | 11-18 (.611) | 20-28 (.714) | 38-49 (-11) | 13-8 (+5) |
| at Louisville | 13-49 (.265) | 19-50 (.380) | 2-19 (.105) | 4-14 (.286) | 11-15 (.733) | 9-10 (.900) | 37-33 (+4) | 21-15 (+6) |
| at Wake Forest | 16-45 (.356) | 17-54 (.315) | 3-13 (.231) | 3-11 (.273) | 13-14 (.929) | 4-8 (.500) | 34-27 (+7) | 18-13 (+5) |

VIRGINIA
OPPONENT

| | | |
|---------------------------|---------------------------|-------------------------|
| Bench Points | 607 (20.9 ppg) | 450 (15.1 ppg) |
| FG Percentage- Home | 395-872 (.452) | 365-955 (.382) |
| FG Percentage- Road | 221-582 (.380) | 231-608 (.379) |
| FG Percentage- Neutral | 58-124 (.467) | 44-112 (.392) |
| Most Points - Quarter | 32 (1st) vs CCSU | 28 (1st) vs Ohio |
| Fewest Points- Quarter | 5 (2x) last (2nd) at Duke | 6 (2nd) vs Ohio |
| Most Points at the Half | 63 vs CCSU | 34 vs Maryland |
| Fewest Points at the Half | 17 at Rutgers | 20 (2x) last vs Clemson |
| Largest Halftime Lead | 29 vs CCSU | |
| Largest Halftime Deficit | 21 at Louisville | |

VIRGINIA'S RECORD WHEN

| | |
|--------------------------------|-------|
| Game decided by 10 pts or less | 9-4 |
| Leading at halftime | 14-1 |
| Trailing at halftime | 3-11 |
| Tied at halftime | 0-0 |
| Went into overtime | 1-0 |
| Leading by 10 or more points | 14-1 |
| Shot FG 50% or better | 7-0 |
| Shot FG less than 50% | 10-11 |
| Shot FG less than 40% | 4-10 |
| Shot FG 40% or better | 12-2 |
| Holding opponent under 60 pts | 11-2 |
| Scoring 30-39 points | 0-1 |
| Scoring 40-49 points | 1-3 |
| Scoring 50-59 points | 1-3 |
| Scoring 60-69 points | 8-5 |
| Scoring 70-79 points | 4-0 |
| Scoring 80-89 points | 2-0 |
| Scoring 90-100 points | 0-0 |
| Scoring over 100 points | 1-0 |
| Outrebounding opponent | 14-4 |
| Being outrebounded | 3-8 |
| Tied in rebounding | 0-0 |
| Have fewer TOs than opponent | 8-2 |
| Committing 15 or less TOs | 8-3 |

SCORING BENCHMARKS
GAMES WITH 20 OR MORE POINTS IN 17-18

| | |
|------------------|---|
| J'Kyra Brown | 1 |
| Aliyah Huland El | 1 |

GAMES WITH 10 OR MORE POINTS IN 17-18

| | |
|---------------------|----|
| Dominique Toussaint | 20 |
| Aliyah Huland El | 13 |
| J'Kyra Brown | 13 |
| Jocelyn Willoughby | 13 |
| Felicia Aiyeotan | 9 |
| Lauren Moses | 7 |
| Brianna Tinsley | 2 |

GAMES WITH 10 OR MORE REBOUNDS IN 17-18

| | |
|--------------------|---|
| Felicia Aiyeotan | 8 |
| Jocelyn Willoughby | 4 |
| Lauren Moses | 2 |
| Aliyah Huland El | 1 |

DOUBLE DOUBLES IN 17-18

| | |
|--------------------|---|
| Felicia Aiyeotan | 7 |
| Jocelyn Willoughby | 2 |
| Lauren Moses | 1 |

| VIRGINIA HIGHS | | OPPONENT HIGHS | |
|---------------------------|----------------------|----------------------------|--|
| Points | 103 vs CCSU | 83 vs Notre Dame | |
| FG Made | 43 vs CCSU | 33 vs Notre Dame | |
| FG Attempts | 78 vs CCSU | 71 vs Louisville | |
| FG % | .551 (43-78) vs CCSU | .550 (33-60) vs Notre Dame | |
| 3FG Made | 10 at Duke | 13 vs Syracuse | |
| 3FG Attempts | 25 at Duke | 39 vs Ohio | |
| 3 pt % | .600 (9-15) vs UNCG | .455 (5-11) vs Notre Dame | |
| Free Throws Made | 19 vs Indiana | 20 vs Miami | |
| Free Throw Attempts | 25 at NC State | 28 vs Miami | |
| Free Throw % | 1.000 (13-13) vs VT | .923 (12-13) vs Notre Dame | |
| Rebounds | 51 vs Ohio | 53 at Dayton | |
| Assists | 19 vs CCSU | 17 vs Georgia | |
| Steals | 13 vs CCSU | 14 (2x) | |
| Blocked Shots | 13 at Georgia Tech | 8 at Miss St | |
| Turnovers | 26 at Georgia Tech | 23 at Dayton | |
| Fouls | 23 (3x) | 23 at Georgia Tech | |

| VIRGINIA LOWS | | OPPONENT LOWS | |
|---------------------------|---------------------------|----------------------------|--|
| Points | 39 at Louisville | 41 vs Clemson | |
| FG Made | 13 at Louisville | 17 vs CCSU | |
| FG Attempts | 45 at Rutgers | 47 vs Harvard | |
| FG % | .258 (16-62) vs Harvard | .309 (17-55) vs CCSU 11/12 | |
| 3FG Made | 2 at Louisville | 0 at Georgia Tech | |
| 3FG Attempts | 9 at Miss St | 7 vs Clemson | |
| 3FG % | .105 (2-19) at Louisville | .167 (3-18) at Rutgers | |
| Free Throws Made | 0 at Duke | 1 vs Clemson | |
| Free Throw Attempts | 0 at Duke | 4 vs Manhattan | |
| Free Throw % | .529 (9-17) vs CCSU | .143 (1-7) vs Clemson | |
| Rebounds | 28 vs Louisville | 30 vs Clemson | |
| Assists | 7 at Miss St | 5 vs VT | |
| Steals | 3 (2x) last at BC | 2 vs CCSU | |
| Blocked Shots | 0 at Louisville | 0 vs Louisville | |
| Turnovers | 9 vs CCSU | 8 at Rutgers | |
| Fouls | 9 (2x) last vs Clemson | 11 vs UNCG | |

| VIRGINIA INDIVIDUAL HIGHS | | OPPONENT INDIVIDUAL HIGHS | |
|----------------------------------|--|-----------------------------------|--|
| Points | 24 Brown vs Indiana | 32 Emery at VT | |
| FG Made | 8 (2x) last Huland El vs UNC | 13 Emery at VT | |
| FG Attempts | 18 Toussaint (2x) | 21 Mangakahia vs Syracuse | |
| FG % | .833 (5-6) (2x) last Aiyeotan vs Pitt | .700 (7-10) Shepard vs Notre Dame | |
| 3FG Made | 4 (2x) last Brown vs UNCG | 5 (2x) | |
| 3FG Attempts | 10 Huland El vs Duquesne | 13 Mangakahia vs Syracuse | |
| 3FG Percentage | 4-4 Brown vs UNCG | 3-3 Confroy vs Maryland | |
| FT Made | 4-4 Tinsley vs Miami | .714 (5-7) Patterson vs CCSU | |
| FT Attempts | 6 several | 8 Omogrosso vs Duquesne | |
| FT Percentage | 8 Moses (2x) last vs Indiana | 10 (2x) | |
| Rebounds | 6-6 (4x) last Toussaint at Wake Forest | 6-6 Vojinovic vs Duquesne | |
| Assists | 14 Aiyeotan vs Ohio | 15 Cannon vs Duquesne | |
| Steals | 7 Toussaint (2x) last at BC | 9 Cole vs Georgia | |
| Blocked Shots | 5 (2x) last Moses vs Indiana | 5 Carter vs Louisville | |
| Turnovers | 6 Aiyeotan (2x) last vs UNCG | 4 Boehm vs Harvard | |
| Fouls | 8 Toussaint (2x) last at Georgia Tech | 12 Mangakahia vs Syracuse | |

VIRGINIA INDIVIDUALS

- **Two UVA players with double-doubles in the same game:** vs Coppin State 11/13/16 (Moses 15-10r, Huland EI 12-10a, Aiyeotan 23-12r)
- **Four players in double figures:** vs North Carolina 1/15/18 (Huland EI 19, Moses 14, Toussaint 13, Brown 11, Tinsley 10)
- **Five Players in double figures:** vs North Carolina 1/15/18 (Huland EI 19, Moses 14, Toussaint 13, Brown 11, Tinsley 10)
- **Six players in double figures:** vs Norfolk State 11/16/15 (Randolph 17, Moses 12, Brown 11, Venson 10, Mason 10, Huland EI 10, Jones 10)
- **Seven players in double figures:** vs Norfolk State 11/16/15 (Randolph 17, Moses 12, Brown 11, Venson 10, Mason 10, Huland EI 10, Jones 10)
- **Zero players in double figures:** vs Louisville, 2/1/18
- **Every Cavalier player scored:** vs CCSU 11/12/17
- **Scored 20 points:** 24, J'Kyra Brown vs Indiana 12/18/17
- **Scored 25 points:** 25, Jocelyn Willoughby at St. Joseph's, 3/17/17
- **Scored 30 points:** 34, Monica Wright vs. Green Bay, 03/21/10
- **Scored 40 points:** **48, Mimi Kennedy at North Carolina, 01/15/98
- **A non-starter scored 20 or more points:** 24, J'Kyra Brown vs Indiana, 12/18/17
- **Two or more Hoos scored 20 or more points in the same game:** vs Coppin State (Willoughby 21, Aiyeotan 23)
- **Perfect from the field (5 attempts):** 7-7, Imovbioh vs Louisville 03/01/15
- **Perfect at FT line (10 attempts):** 11-11, Monica Wright vs North Carolina, 02/15/10
- **Perfect at FT line (9 attempts):** 9-9, Lauren Moses at Richmond 11/16/16
- **Perfect at FT line (8 attempts):** 9-9, Lauren Moses at Richmond 11/16/16
- **Had 20 Free throw attempts:** **20, Brandi Teamer at Wake Forest, 1/6/05
- **Had 15 rebounds:** 15, Lauren Moses at Boston College 2/14/16
- **Had 20 rebounds:** 24, Sarah Imovbioh vs Ohio State 11/14/14
- **Had 10 assists:** 10, Aliyah Huland EI vs Coppin State 11/13/16
- **Had 6 steals:** 6, Jocelyn Willoughby at Georgia 12/19/16
- **Blocked 5 shots:** 6, Felicia Aiyeotan vs Maryland 11/29/17

VIRGINIA TEAM

- **UVA ranked in AP Top 25:** #22, 11/21/12
- **UVA ranked USA Today Top 25:** #22, 3/8/10
- **Played AP No. 1 team:** #1 Duke, L 79-58, 3/2/07
- **Defeated AP No. 1 team:** #1 Maryland, 75-74, 2/11/92
- **Defeated AP Top 10 team:** #4 Florida State 60-51, 2/16/17
- **Defeated AP Top 25 team:** #4 Florida State 60-51, 2/16/17

FIELD GOAL SHOOTING

- **Shot 60 percent:** .623 (33-53) vs Georgia Tech, 3/02/08
- **Shot 70 percent:** **.700 (42-60) at Wake Forest, 1/07/87
- **Made 40-49 field goals:** 40 vs. Coppin State, 11/13/16
- **Made 50 field goals:** **54 vs Cleveland State, 11/29/95
- **Attempted 60-69 FG:** 63 vs vs Nebraska, 11/26/16
- **Attempted 70-79 FG:** 72 vs Coppin State, 11/13/16
- **Attempted 80 FG:** 85 at NC State, 2/10/11

THREE-POINT SHOOTING

- **Shot 50 percent:** .600 (9-15) vs UNCG 12/2/17
- **Shot 60 percent:** .600 (9-15) vs UNCG 12/2/17
- **Shot 70 percent:** .750 (6-8) vs Louisville 03/01/15
- **Shot 80 percent:** .857 (6-7) vs St. John's, 03/19/88
- **Made 10 three-pt. field goals:** 10 at Duke 1/14/18
- **Attempted 20 three-pt. FG:** 22 (made 9) vs North Carolina (1/25/18)
- **UVA failed to make at least one three-pointer:** 0-10 vs. Kansas State, 11/29/13
- **Opponent failed to make at least one three-pointer:** 0-9 at Louisville, 01/18/15

FREE THROW SHOOTING

- **Shot 80 percent:** .929 (13-14) at Wake Forest 2/25/18
- **Shot 90 percent:** .929 (13-14) at Wake Forest 2/25/18
- **Shot 100 percent:** 1.000 (13-13) vs Virginia Tech, 1/21/18
- **Made 20 free throws:** 21 vs Pitt 01/24/16
- **Made 30 free throws:** 30 vs. North Carolina, 02/20/14
- **Attempted 0 FT:** at Duke 1/14/18
- **Attempted 30 FT:** 33 vs Louisville 03/01/15
- **Attempted 40 FT:** 44 vs. Indiana, 11/26/09
- **Attempted 50 FT:** **54 at Wake Forest, 01/6/05

SCORING

- **Scored 80 points:** 103 vs CCSU, 11/12/17
- **Scored 90 points:** 103 vs CCSU, 11/12/17
- **Scored 100 points:** 103 vs CCSU, 11/12/17

REBOUNDING

- **Had 50 rebounds:** 50 vs Coppin State 11/13/16
- **Had 60 rebounds:** 63 at Alabama, 12/21/12
- **Had 70 rebounds:** **77 vs. Rider, 12/19/96

ASSISTS

- **Had 20 assists:** 25 vs Coppin State, 11/13/16
- **Had 30 assists:** **37 vs. Cleveland State, 11/29/95

STEALS

- **Had 15 steals:** 15 vs Syracuse, 12/31/17
- **Had 20 steals:** 22 vs UMES, 12/17/13
- **Had 25 steals:** 26 vs. Clemson, 02/12/12
- **UVA forced 30 turnovers:** 31 at Wake, 01/10/16
- **UVA committed 30 turnovers:** 32 at Alabama, 12/21/12

MISCELLANEOUS

- **UVA in OT:** W, 82-72 vs Indiana, 12/18/17
- **UVA in 2OT:** L, 73-70 at Alabama, 12/21/12
- **UVA in 3OT:** W, 105-100 at North Carolina, 01/15/98
- **UVA shot 70% from the floor in a quarter:** .700 (7-10) 1st at Duke 1/14/18
- **UVA shot 60% from the floor in first half:** .619 (26-42) vs CCSU 11/12/17
- **UVA shot 60% from the floor in second half:** .608 (14-23) vs UIC 12/16/16
- **UVA shot less than 20% from floor first half:** .192 (5-26) at Maryland, 12/06/12
- **UVA shot less than 30% from floor first half:** .200 (7-35) vs Harvard, 11/25/17
- **UVA shot less than 30% from floor 2nd half:** .285 (6-21) vs Louisville, 2/1/18
- **UVA scored less than 15 points in first half:** 13 at Florida State, 01/8/06
- **UVA scored less than 15 points in second half:** 14 vs Louisville, 2/1/18
- **UVA held opp to less than 15 points first half:** 14 vs Wake Forest 3/2/17
- **UVA held opp to less than 15 points second half:** 11 vs Virginia Tech, 01/26/17
- **UVA held opp to less than 10 points first half:** 6 vs. Norfolk State, 12/28/12
- **UVA held opponent to less than 30 points:** 23 vs. Norfolk State, 12/28/12

**school record



1

**BRIANNA
TINSLEY**

Freshman • Guard • 5-7
St. Anne's-Belfield
Madison, Va.



2

**JAE'LISA
ALLEN**


Senior • Forward • 6-2
White Hall High
Pine Bluff, Ark.



3

**LAUREN
MOSES**

Senior • Forward • 6-2
Rancocas High
Mount Holly, N.J.



4

**DOMINIQUE
TOUSSAINT**

Sophomore • Guard • 5-9
Christ the King
Staten Island, N.Y.



5

**KHYASIA
CALDWELL**

Freshman • Guard • 5-5
Pocono Mountain East
Pocono Summit, Pa.



10

**J'KYRA
BROWN**

R-Senior • Guard • 5-11
Rocky Mount HS
East Carolina Univ.
Rocky Mount, N.C.



13

**JOCELYN
WILLOUGHBY**

Sophomore • Forward • 6-0
Newark Academy
East Orange, N.J.



14

**LISA
JABLONOWSKI**

Sophomore • Forward • 6-3
Lycee des Garcons
Ernster, Luxembourg



20

**AMANDINE
TOI**


Freshman • Guard • 5-10
INSEP Academy
Paris, France



23

**ALIYAH
HULAND EL**


Senior • Guard • 6-1
Randolph High
Randolph, N.J.



30

**FELICIA
AIYEOTAN**

Center • Sophomore • 6-9
Blair Academy (N.J.)
Lagos, Nigeria



32

**MONÉ
JONES**

Forward • Junior • 6-2
Riverside High
Durham, N.C.



35

**SHAKYNA
PAYNE**

Forward • R-Soph • 6-1
SW Atlanta Christian Acad.
Acworth, Ga.



**JOANNE
BOYLE**

Head Coach
Seventh Season



**TIM
TAYLOR**

Assistant Coach
Ninth Season



**LA'KESHIA
FRETT MEREDITH**

Assistant Coach
Fifth Season



**KATHERINE
GRAHAM**

Assistant Coach
Second Season



**SARAH
HOLSINGER**

Asst. AD/Operations
Seventh Season