



VIRGINIA

2015-16 VIRGINIA CAVALIER WOMEN'S BASKETBALL GAME NOTES

2015-16 Schedule/Results

| | | |
|----------------|---------------------------------------|------------------|
| Nov. 13 | at Middle Tennessee | W, 70-66 |
| Nov. 16 | NORFOLK STATE | W, 86-50 |
| Nov. 19 | at Auburn | W, 69-52 |
| Nov. 22 | LONGWOOD | W, 81-46 |
| Nov. 26 | vs. Green Bay^ | W, 68-59 |
| Nov. 27 | vs. Rutgers^ | L, 60-48 |
| Nov. 28 | vs. Tulane^ | L, 67-62 |
| Dec. 02 | IOWA | 7 p.m. |
| Dec. 05 | NJIT | 7 p.m. |
| Dec. 08 | BOWLING GREEN | 11 a.m. |
| Dec. 18 | CHARLESTON SOUTHERN | 7 p.m. |
| Dec. 21 | at Ohio State | 7 p.m. |
| Dec. 28 | Richmond vs. Lafayette% | 4:30 p.m. |
| Dec. 28 | COPPIN STATE% | 7 p.m. |
| Dec. 29 | Coppin State vs. Lafayette% | 4:30 p.m. |
| Dec. 29 | RICHMOND% | 7 p.m. |
| Jan. 03 | MIAMI* ^{RSN} | 1 p.m. |
| Jan. 07 | NOTRE DAME* | 7 p.m. |
| Jan. 10 | at Wake Forest* | 2 p.m. |
| Jan. 14 | LOUISVILLE* | 7 p.m. |
| Jan. 17 | at Georgia Tech* | 2 p.m. |
| Jan. 21 | at Florida State* | 7 p.m. |
| Jan. 24 | PITTSBURGH* ^{RSN} | 1 p.m. |
| Jan. 27 | at NC State* | 7:30 p.m. |
| Feb. 4 | at Duke* | 7 p.m. |
| Feb. 7 | VIRGINIA TECH* | 2 p.m. |
| Feb. 11 | SYRACUSE* ^{RSN} | 7 p.m. |
| Feb. 14 | at Boston College* | 5 p.m. |
| Feb. 18 | at Louisville* | 7 p.m. |
| Feb. 21 | CLEMSON* ^{RSN} | 1 p.m. |
| Feb. 25 | NORTH CAROLINA* ^{RSN} | 7 p.m. |
| Feb. 28 | at Virginia Tech | 2 p.m. |

* ACC game

^ Paradise Jam (U.S. Virgin Islands)

% Cavalier Classic Tournament

[RSN] - ACC Regional Sports Networks

[ESPN3] - streamed online on ESPN.go.com/
watchespn

All Times Eastern

Rankings are Associated Press

Game # 8 • Dec. 2, 2015 • 7 p.m.

John Paul Jones Arena • Charlottesville, Va.



RV/24 Iowa Hawkeyes (6-1, 0-0 Big Ten)
at
Virginia Cavaliers (5-2, 0-0 ACC)



Radio: WINA 1070-AM: Channing Poole

TV: none

The Virginia women's basketball team (5-2) hosts Iowa (6-1) in the Big Ten/ACC Challenge on Wednesday, Dec. 2 at 7 p.m. at John Paul Jones Arena in Charlottesville.

After jumping out to a 5-0 start, the best start to a season for the Cavaliers since 1997-98, Virginia has lost its last two games, falling to Rutgers, 60-48, and Tulane, 67-62, at the Paradise Jam.

Sophomore Lauren Moses (Mount Holly, N.J.) was named to the Paradise Jam All-Tournament Team after averaging 10.3 points per game and 6.3 rebounds during the three games. Moses started the tournament with a quiet game against Green Bay, scoring three points but grabbing eight rebounds, and then closed strong, averaging 14 points in the final two games.

Moses' 18-point performance against Rutgers was the fourth-consecutive game in which a member of the UVA sophomore class had career-topping performances. Aliyah Huland El (Randolph, N.J.) scored 20 points in the road win at Auburn, matching that career high in the win over Longwood. On Thursday against Green Bay, Mikayla Venson scored a career-best 25 points, surpassing her previous high mark of 22. The second-years have led the team in scoring in five of Virginia's seven games this season.

Huland El, who has four games this season scoring double-digits, nearly had the first double-double of the season for the Cavaliers against Tulane, scoring nine points with a career-high 10 rebounds. Huland El's 10 rebounds was also the first double-digit rebounding game for a Cavalier this season.

This is the ninth annual Big Ten/ACC Challenge. A year ago, the ACC and the Big Ten tied, each winning seven games, to mark only the second tie in Challenge history. The ACC owns a 55-39 edge over the Big Ten in Challenge games and six Challenge titles.

Projected Starting Lineup

| | | | | | | |
|--|----|----------------|-----|----------|---------|--------------------|
| G | 1 | Mikayla Venson | So. | 12.3 ppg | 2.9 rpg | 14 assts/13 steals |
| • ACC All-Freshman team; career-high 25 points against Green Bay | | | | | | |
| G | 12 | Breyana Mason | Jr. | 9.6 ppg | 3.0 rpg | 14 assts/15 steals |
| • ACC All-Academic Team; career-high five steals against Green Bay | | | | | | |
| G | 20 | Faith Randolph | Sr. | 13.1 ppg | 4.7 rpg | 16 assts/5 steals |
| • Preseason All-ACC; 2nd team All-ACC; ACC All-Academic Team; 17pts in 17 minutes vs NSU | | | | | | |
| F | 21 | Lauren Moses | So. | 10.0 ppg | 6.4 rpg | 10 assts/16 steals |
| • Career-high 18 pts against Rutgers; Paradise Jam All-Tournament team | | | | | | |
| F | 44 | Sydney Umeri | Jr. | 2.0 ppg | 4.1 rpg | 5 assts/6 steals |
| • At Middle Tennessee, made first start since Jan. 5, 2014 (Pitt) | | | | | | |

QUICK FACTS
THE UNIVERSITY OF VIRGINIA

Name.....The University of Virginia
 Founded.....by Thomas Jefferson in 1819
 Nicknames.....Cavaliers, Wahos, 'Hoos
 Location.....Charlottesville, Va.
 Enrollment.....21,238 (14,898 undergraduate)
 President.....Teresa A. Sullivan (Michigan State '70)
 Athletics Director.....Craig Littlepage (Pennsylvania '73)
 Conference.....Atlantic Coast Conference (ACC)
 Colors.....Orange and Blue
 Official Athletics Websites.....VirginiaSports.com
VirginiaSportsTV.com
 University Website.....virginia.edu

WOMEN'S BASKETBALL INFORMATION

First Season of Basketball.....1973-74
 All-Time Record.....858-413 (43rd year)*
 All-Time Home Record.....420-188*
 John Paul Jones Arena.....117-38 (10th season)*
 University Hall.....302-149
 All-Time ACC Record.....337-194 (36 years)*
 Home Facility.....John Paul Jones Arena (14,593)
 Press Row Phone Number.....434-962-0579
 NCAA Tournament Appearances/Last.....24/2010
 NCAA Tournament Record.....33-24
 WNIT Tournament Appearances/Last.....5/2012
 WNIT Tournament Record.....11-6
 2014-15 Record.....17-14
 ACC Record/Finish.....7-9/9th
 Letterwinners Returning/Lost.....7/3
 Starters Returning/Lost.....4/1
 Newcomers.....4

COACHING & SUPPORT STAFF

Head Coach.....Joanne Boyle
 Career Record.....281-151*
 Virginia Record.....77-58*
 Associate Head Coach.....Kim McNeill
 Assistant Coach.....La'Keshia Frett Meredith
 Assistant Coach.....Cory McNeill
 Asst AD WBB Operations.....Sarah Holsinger
 Assistant Director of Operations.....Hadley Zeavin
 Video Coordinator.....James Rogol
 Athletic Trainer.....Shannon Soares
 Strength & Conditioning.....Robb Hornett
 Equipment Manager.....Matt Althoff

*records through games of 11/30/15

INTERVIEW POLICY

All interview requests for Virginia women's basketball must be made through Melissa Dudek in the Virginia Athletics Media Relations Office. Players' individual phone numbers will not be given to the media at any time. Game day interviews will not be granted until the postgame press conference opportunity. Please give a minimum of 24 hours notice for all interview requests.

HOOS HOT

- Faith Randolph scored a season-high 18 points against Tulane, including going 5-of-5 from the free throw line
- Randolph, who led the ACC in free throw percentage last season (90.7 percent) has made her last 14 free throw attempts
- Randolph scored 15 points against Green Bay, going 6-of-9 from the field
- Randolph is second on the team in rebounding, averaging a career-best 4.71 per game
- Lauren Moses is averaging 14.0 ppg in the last two games, 12-of-22 shooting
- Aliyah Huland El had her first double-digit rebounding game of her career, grabbing 10 boards against Tulane, including six of-fensive rebounds
- Huland El is one of just 10 players in the ACC to have two 20-point games this season

BENCH POINTS

- Virginia's non-starters are averaging 23.1 points per game
- Last season, the UVA bench averaged 11.1 points per game
- Aliyah Huland-El has two 20-point games coming off the bench this year

HOMESTAND

- Virginia plays eight of its next nine games at home, only traveling to Ohio State (Dec. 21) between now and Jan. 8

RALLY TIME

- Virginia erased a 14-point deficit to comeback to win against Green Bay in the opener of the Paradise Jam
- In the final game of the Paradise Jam, Virginia twice erased double-digit deficits against Tulane, 11 points in the first quarter and 10 points in the third, but ultimately fell 67-62

RANKINGS

- Iowa fell out of this week's AP poll, but are still receiving votes. The Hawkeyes are No. 24 in the USA Today Coaches' Poll
- Virginia received votes in the first three USA Today Coaches' Polls, but are no longer receiving votes

IOWA HAWKEYES

- Iowa leads Virginia, 2-0, in the all-time series. Both games were played at neutral sites.
- The first meeting was in 1987-88, when the Hawkeyes defeated the Cavaliers, 75-59.
- Iowa won the last meeting between the teams, 69-62, in 2001-02.
- Former Cavalier Telia McCall (Marks) '13 is in her second year as a recruiting assistant for the Hawkeyes
- McCall was ranked eighth in the ACC in rebounding (7.7 per game) her senior season

BIG TEN/ACC CHALLENGE

- The Cavaliers have a 5-3 record all-time in the Challenge after falling 86-63 at Illinois last year
- Virginia started the game in a 13-0 deficit after going 0-for-8 from the field while also committing five turnovers before making their first field goal 8:12 into the contest.
- The Illini, who led 38-22 at the break, started the second half on a 21-5 run to put the game out of reach.
- Iowa is 2-6 in the Big Ten/ACC Challenge after falling on the road to Louisville last year.
- The Hawkeyes' most recent win in the Big Ten/ACC Challenge occurred in Iowa City in 2013-14. Iowa defeated first year ACC member, Syracuse, 97-91.

2015 BIG TEN/ACC CHALLENGE SCHEDULE**WEDNESDAY, DEC. 2**

- Illinois at Miami
- Georgia Tech at Indiana
- Iowa at Virginia
- Syracuse at Maryland
- Northwestern at North Carolina
- Ohio State at Notre Dame
- Wisconsin at Wake Forest

THURSDAY, DEC. 3

- Pittsburgh at Michigan
- Louisville at Michigan State
- Minnesota at Duke
- NC State at Nebraska
- Virginia Tech at Penn State
- Boston College at Purdue
- Rutgers at Florida State

VIRGINIA IN THE BIG 10/ACC CHALLENGE

- 2014: Illinois 86, Virginia 63
- 2013: Michigan 73, Virginia 53
- 2012: Virginia 90, Minnesota 68
- 2011: Virginia 65, Indiana 49
- 2010: Ohio State 74, Virginia 46
- 2009: Virginia 56, Purdue 49
- 2008: Virginia 63, Illinois 39
- 2007: Virginia 84, Wisconsin 60

**BLUE RIBBON PANEL
PRESEASON
ALL-CONFERENCE HONORS****ACC Preseason Poll**

1. Notre Dame - 753 points (41)
2. Florida State - 695 (8)
3. Louisville - 649 (2)
4. Duke - 638
5. Syracuse - 544
6. Miami - 477
7. North Carolina - 435
8. Virginia - 364
9. NC State - 336
10. Pitt - 329
11. Georgia Tech - 328
12. Boston College - 204
13. Virginia Tech - 148
14. Wake Forest - 139
15. Clemson - 81

Preseason All-ACC Team

Rebecca Greenwell, R-So., G, Duke
Azura Stevens, So., F/G, Duke
Adut Bulgak, Sr., C, Florida State
Leticia Romero, Jr., G, Florida State
Mariya Moore, So., G, Louisville
Adrienne Motley, Jr., G, Miami
Lindsay Allen, Jr., G, Notre Dame
Brianna Turner, So., F, Notre Dame
Alexis Peterson, Jr., G, Syracuse
Faith Randolph, Sr., G, Virginia

Preseason ACC Player of the Year

Brianna Turner, So., F, Notre Dame

ACC Newcomer Watch List

Angela Salvadores, Fr, G, Duke
Asia Durr, Fr, G, Louisville
Destinee Walker, Fr., G, North Carolina
Marina Mabrey, Fr., G, Notre Dame
Arike Ogunbowale, Fr., G, Notre Dame

2015-16 Women's Basketball Game Promotions/ Theme Games**Wednesday, December 2 vs. Iowa - Holiday Sweater Night**

Prizes will be randomly awarded to fans dressed in holiday sweaters.

Tuesday, December 8 vs. Bowling Green - Field Trip Day - 11 a.m. tip time

Local elementary and middle schools will be in attendance. In-game contests will focus on health and wellness and pursuit of higher education. Each student will receive an activity booklet

Sunday, January 3 vs. Miami - Camper Reunion

Campers Take Over JPJ! All campers, family, and friends can purchase tickets for \$4 each. Tickets must be purchased online and in advance of the game. The first 1,000 fans will receive an orange glow stick and a special edition 2015-16 women's basketball poster! Cavman's New Year Party- Pre-game activities include inflatable, face painting, poster coloring, 2016 sunglass decorating, and photos with Cavman.

Thursday, January 7 vs. Notre Dame - Throwback Thursday: '80s Night

Prizes will be randomly awarded to fans dressed in 80's costumes.

Thursday, January 14 vs. Louisville - Throwback Thursday: '70s Night

Prizes will be randomly awarded to fans dressed in 70's costumes.

Sunday, January 24 vs. Pitt - National Girls and Women in Sports Day

Pre-game youth sports festival featuring Virginia student-athletes.

Thursday, February 11 vs. Syracuse - Throwback Thursday: '90s Night

Prizes will be randomly awarded to fans dressed in 90's costumes.

Sunday, February 21 vs. Clemson - Play4Kay

Annual Pink game. First 1,500 fans receive a pink rally towel

Thursday, February 25 vs. UNC - Throwback Thursday: '00s Night

Senior Night - Pregame senior recognition. Live DJ playing tunes from the early 2000's throughout the game

CAREER HIGHS

- The Virginia sophomores had a span of four-straight games in which they posted career-high points
- Aliyah Huland El had her first career 20-point game at Auburn (11/19), matching that career-best in the next game against Longwood (11/22)
- Mikayla Venson scored a career-high 25 points against Green Bay in the Paradise Jam (11/26)
- Lauren Moses scored a career-high 18 points the next night against Rutgers (11/27)

PARADISE JAM

- Virginia went 1-2 in the tournament in the Virgin Islands, tying for second place
- The Cavaliers won the opener against Green Bay, 68-59
- Virginia trailed by as many as 14 points in the game and was down 35-22 with 1:35 remaining in the first half, but a 25-point performance from Mikayla Venson and a huge third-quarter in which UVA outscored Green Bay 22-7 helped the Cavaliers open the tournament with a victory.
- Virginia fell 60-48 to Rutgers, the tournament champions
- The Cavaliers trailed by just two points, 29-27, at the half, and tied the game 33-33 on a three-pointer from Mikayla Venson with 6:34 remaining in the third quarter, but made just 5-of-26 shots in the remainder of the game (19.2 percent) to fall to the Scarlet Knights.
- Virginia dropped the final game to Tulane, 67-62
- For the second time in the tournament, the Cavaliers rallied to erase a double-digit deficit, trailing by as many as 11 points in the game and by 10, 40-30, with 4:35 remaining in the fourth quarter. Virginia closed out the third quarter on a 15-2 run, taking a 45-42 lead into the fourth. Tulane retook the lead, 50-47, on a three-pointer with 7:03 remaining in the game and never trailed again. The Green Wave outscored the Cavaliers 25-17 in the final period, making six of their final eight field goal attempts to close out their victory.
- Faith Randolph scored 19 points. Aliyah Huland El just missed her first career double-double with nine points and 10 rebounds

ROAD WIN VS THE SEC

- A big first-quarter by Mikayla Venson and a career-high 20 points from Aliyah Huland El helped the Cavaliers earn a 69-52 road victory at Auburn.
- Randolph finished the game with 15 points, with eight of those coming in the first quarter. Venson scored 14 points, including 10 in the second quarter. Huland El came off the bench to make 6-of-15 attempts from the field and 7-of-8 from the free throw line to tally her career-high 20 points
- The Tigers had a 43-39 edge in rebounding. Virginia shot 44.8 percent in the first half (13-of-29) but only made 9-of-34 (26.5 percent) in the final two quarters to shoot 34.9 percent for the game. Auburn shot 34.4 percent.

BALANCED SCORING IN THE FIRST TWO GAMES

- Virginia has had a very balanced approach to both scoring and rebounding in the first two games
- Six Cavaliers averaged 10 or more points a game through the first two contests
- In the 86-50 victory over Norfolk State, seven Cavaliers finished the game in double-digits, the first time in program history that seven players reached that benchmark in a single game
- In the opening 70-66 win at Middle Tennessee, five Cavaliers finished in double figures, a feat that the team accomplished just three times last season.
- The Virginia bench is averaged 32.5 points per game. Last year, the non-starters contributed 11.1 points per game

DEBUTS

- Three players made their Cavalier debuts in the season-opener at Middle Tennessee
- Freshman forward Moné Jones played 24 minutes, scoring six points with five rebounds
- Freshman center Debra Ferguson made her first career layup eight seconds after checking into the game for the first time
- Redshirt sophomore J'Kyra Brown scored 10 points, all in the third quarter
- Freshman Emily Battle made her collegiate debut against Norfolk State, scoring two points with a rebound

SIGNING DAY

- Head coach Joanne Boyle signed two five-star recruits and added a third with high-level international experience
- Jocelyn Willoughby is ranked the No. 8 wing in her class and No. 47 player overall by ESPN-W and No. 5 at her position and No. 28 overall by Prospects Nation. Willoughby is a standout at Newark Academy. She became the first player at her school to score 1,000 career points, doing so in her sophomore season. As a freshman and sophomore, she helped lead Newark to two-straight seasons with 21-or-more wins and back-to-back Prep B girls' basketball state titles.
- Dominique Toussaint, a 5-9 guard from Staten Island, N.Y., averaged 21.5 points, 6.4 rebounds and 3.2 assists per game as a junior. She was named the 2015 Queens Player of the Year, CHSAA Sportsmanship Player of the Year and earned First Team honors after helping lead Christ the King to the CHSAA Class AA State Semi-Final as a junior. Toussaint also earned Tri-State Second Team and NYS All-Tournament Team honors as she was a member of the team that won the NYC High School Championship and finished second in the New York State Federation Championship in 2014-15. She is ESPN-W's No. 48 overall recruit and No. 12 at her position and ranked at No. 25 by Prospect Nation in the 2016 class.
- Lisa Jablonowski, a 6-3 forward from Luxembourg, brings international experience as she has competed in 46 games in international tournaments. In 2015, Jablonowski averaged 14.6 points per game, 8.6 rebounds per game and 3.4 assists per game in the U18 European Championship. She received the Best Sportswoman, the most prestigious award in Luxembourg, for her performance in the 2014-15 season. A three-time MVP of the U16 and U18 divisions, she helped her team win the Luxembourg Cup in 2014 and guided them to second place finishes in the U14, U16 and U18 championships.

**Associated Press Poll
Week 4- Nov. 30**

| | | | |
|----|-------------------|-----|-----|
| 1 | Connecticut (32) | 3-0 | 800 |
| 2 | South Carolina | 7-0 | 760 |
| 3 | Notre Dame | 6-0 | 734 |
| 4 | Baylor | 6-0 | 707 |
| 5 | Maryland | 6-0 | 634 |
| 6 | Texas | 5-0 | 631 |
| 7 | Oregon State | 5-0 | 591 |
| 8 | Tennessee | 5-1 | 556 |
| 9 | Mississippi State | 5-0 | 551 |
| 10 | Ohio State | 4-2 | 524 |
| 11 | Kentucky | 6-0 | 477 |
| 12 | Texas A&M | 5-1 | 463 |
| 13 | Florida State | 5-1 | 395 |
| 14 | Duke | 6-1 | 371 |
| 15 | Northwestern | 6-0 | 302 |
| 16 | Stanford | 6-1 | 294 |
| 17 | Arizona State | 3-2 | 280 |
| 18 | California | 5-1 | 240 |
| 19 | Michigan State | 4-1 | 195 |
| 20 | Syracuse | 4-1 | 153 |
| 21 | Oklahoma | 5-1 | 151 |
| 22 | Seton Hall | 7-0 | 134 |
| 23 | DePaul | 5-1 | 97 |
| 24 | UCLA | 3-2 | 91 |
| 24 | South Florida | 3-2 | 91 |

Others receiving votes: Iowa 49, George Washington 40, St John's 14, Miami (FL) 13, Dayton 11, Missouri 9, Princeton 9, Oklahoma State 9, Purdue 5, NC State 4, Western Kentucky 4, USC 3, Florida 3, Nebraska 3, Idaho 1, Oregon 1
Dropped from rankings: Louisville 22, George Washington 24, Iowa 25

**USA Today Coaches' Poll
Week 4- Dec. 1**

| | | | |
|----|-------------------|-----|-----|
| 1 | Connecticut (32) | 4-0 | 800 |
| 2 | South Carolina | 7-0 | 758 |
| 3 | Notre Dame | 6-0 | 737 |
| 4 | Baylor | 6-0 | 702 |
| 5 | Maryland | 6-0 | 668 |
| 6 | Texas | 5-0 | 630 |
| 7 | Oregon State | 5-0 | 599 |
| 8 | Tennessee | 5-1 | 536 |
| 9 | Mississippi State | 5-0 | 514 |
| 10 | Kentucky | 6-0 | 481 |
| 11 | Texas A&M | 5-1 | 442 |
| 12 | Ohio State | 4-2 | 436 |
| 13 | Duke | 6-1 | 411 |
| 14 | Florida State | 5-1 | 401 |
| 15 | Stanford | 6-1 | 342 |
| 16 | Northwestern | 6-0 | 280 |
| 17 | California | 5-1 | 255 |
| 18 | DePaul | 5-1 | 226 |
| 19 | Arizona State | 3-2 | 222 |
| 20 | Michigan State | 4-1 | 168 |
| 21 | Seton Hall | 7-0 | 143 |
| 22 | Oklahoma | 5-1 | 131 |
| 23 | South Florida | 3-2 | 117 |
| 24 | Iowa | 6-1 | 66 |
| 25 | Syracuse | 4-1 | 57 |

Others receiving votes: Dayton 55, Miami (FL) 50, UCLA 35, George Washington 32, St John's 23, Princeton 15, Oregon 14, NC State 10, Nebraska 9, Missouri 5, Wake Forest 5, Villanova 4, Drake 4, Albany 3, Florida 3, Purdue 3, Idaho 2, Western Kentucky 2, Washington 2, Oklahoma State 1, Arkansas State 1
Dropped from rankings: George Washington 23

PRESEASON ALL-ACC

- Senior guard Faith Randolph was named to the 10-player Blue Ribbon Panel and the ACC Head Coaches' Preseason All-ACC Teams.
- Randolph ranked sixth in the conference in scoring at 16.4 points per game. Randolph tallied 11 20-point games last season en route to scoring her 1,000th career point during the 2015 ACC Tournament.
- Randolph was first on the team in steals (1.4 per game), third in rebounds (3.9), and third in assists (2.2). Among ACC players, she ranked first in free-throw percentage (90.7).
- Randolph was the 2014 ACC Sixth Player of the Year and a 2015 All-ACC Second Team honoree.
- Ataira Franklin was the last Cavalier to earn conference preseason accolades, earning them both her junior and senior seasons (2012 and 2013).

CAVALIERS EIGHTH IN ACC PRESEASON POLL

- For the second time in the last three seasons, Virginia was picked to finish eighth in the preseason ACC polls.
- Last season, Virginia was tabbed to finish 10th in prognostications, going on to finish ninth with eight ACC teams making the NCAA Tournament. Virginia earned the conference's automatic qualifier into the WNIT.
- Six of the Cavaliers' top seven scorers from last season are back: Faith Randolph (16.4 ppg) Mikayla Venson (11.9 ppg), Breyana Mason (9.5 ppg), Lauren Moses (6.1 ppg), Aliyah Huland El (5.6 ppg) and Sydney Umeri (2.7 ppg).

SUMMER PLAYING TIME

- In June, senior guard Faith Randolph traveled to Giżycko, Poland, playing point guard for an Athletes in Action team.
- The United States' contingent stayed at Poland's Olympic Training Center, taking on teams from Poland, Latvia and France.
- Sophomore point guard Mikayla Venson traveled to Colorado Springs in May to compete in U.S. National Team Trials, vying for a spot on the U19 team.
- Venson had previously attended U16 Team trials in 2011.

NUMERICAL

| NO. | NAME | POS. | HT. | CLASS | HOMETOWN / PREVIOUS SCHOOL |
|-----|------------------|---------|------|-------|--|
| 00 | Debra Ferguson | Forward | 6-4 | FR | Madison Heights, Va./Amherst County |
| 1 | Mikayla Venson | Guard | 5-7 | SO | Arlington, Va./Yorktown |
| 2 | Jae'Lisa Allen | Forward | 6-2 | SO | Pine Bluff, Ark./White Hall |
| 10 | J'Kyra Brown | Guard | 5-11 | R-SO | Rocky Mount, N.C./Rocky Mount HS/East Carolina |
| 12 | Breyana Mason | Guard | 5-8 | JR | Woodbridge, Va./Forest Park |
| 13 | Emily Battle | Forward | 6-1 | Fr. | Charlottesville, Va./St. Anne's-Belfield |
| 20 | Faith Randolph | Guard | 5-10 | SR | Derwood, Md./Our Lady of Good Counsel |
| 21 | Lauren Moses | Forward | 6-2 | SO | Mount Holly, N.J./Rancocas |
| 23 | Aliyah Huland El | Guard | 6-1 | SO | Randolph, N.J./Randolph |
| 32 | Moné Jones | Forward | 6-3 | FR | Durham, N.C./Riverside |
| 35 | Shakyna Payne | Forward | 6-3 | FR | Acworth, Ga./Southwest Atlanta Christian Academy |
| 44 | Sydney Umeri | Forward | 6-1 | JR | Acworth, Ga./The Lovett School |

ALPHABETICAL

| NO. | NAME | POS. | HT. | CLASS | HOMETOWN / PREVIOUS SCHOOL |
|-----|------------------|---------|------|-------|--|
| 2 | Jae'Lisa Allen | Forward | 6-2 | SO | Pine Bluff, Ark./White Hall |
| 13 | Emily Battle | Forward | 6-1 | Fr. | Charlottesville, Va./St. Anne's-Belfield |
| 10 | J'Kyra Brown | Guard | 5-11 | R-SO | Rocky Mount, N.C./Rocky Mount HS/ East Carolina |
| 00 | Debra Ferguson | Forward | 6-4 | FR | Madison Heights, Va./Amherst County |
| 23 | Aliyah Huland El | Guard | 6-1 | SO | Randolph, N.J./Randolph |
| 32 | Moné Jones | Forward | 6-3 | FR | Durham, N.C./Riverside |
| 12 | Breyana Mason | Guard | 5-8 | JR | Woodbridge, Va./Forest Park |
| 21 | Lauren Moses | Forward | 6-2 | SO | Mount Holly, N.J./Rancocas |
| 35 | Shakyna Payne | Forward | 6-3 | FR | Acworth, Ga./Southwest Atlanta Christian Academy |
| 20 | Faith Randolph | Guard | 5-10 | SR | Derwood, Md./Our Lady of Good Counsel |
| 44 | Sydney Umeri | Forward | 6-1 | JR | Acworth, Ga./The Lovett School |
| 1 | Mikayla Venson | Guard | 5-7 | SO | Arlington, Va./Yorktown |

HEAD COACH: Joanne Boyle (Duke '85), 5th Year at Virginia

ASSOCIATE HEAD COACH: Kim McNeill (Richmond '00), 5th Year at Virginia

ASSISTANT COACH: La'Keshia Frett Meredith (Georgia '97), 3rd year at Virginia

ASSISTANT COACH: Cory McNeill (Morgan State '02), 5th Year at Virginia

PRONUNCIATION GUIDE

| | |
|--------------------------|--------------------------|
| Jae'Lisa Allen | JAY-lisa |
| J'Kyra Brown | Juh-KYE-rah |
| Aliyah Huland El | ahh-LEE-uh HOO-land-ELLE |
| Shakyna Payne | shuh-KYE-nuh |
| Sydney Umeri | EWV-merry |
| La'Keshia Frett Meredith | Lah-KEE-shah |

JAE'LISA ALLEN #2

Sophomore • Forward • 6-2 • Pine Bluff, Ark. • White Hall



2015-16

- Played seven minutes against Norfolk State
- Played three minutes against Longwood (11/22)

2014-15

- Appeared in four games
- Made her collegiate debut against Radford (11/16), playing the final four minutes of the game
- Scored her first collegiate points in the final 30 seconds of the Delaware Stae game, giving the Cavaliers the basket that pushed them to the centruy mark

HIGH SCHOOL

- 2011-14 All-Conference
- 2014 All-State
- 2014 Full Court Award
- 2012 and 2013 All-Tournament honoree at the Music City Madness tournament
- 2014 McDonald's All-America nominee

2015-16 GAME-BY-GAME:

| Opponent | GS | FG-FGA | 3FG-3FGA | FT-FTA | Off-Def | Total Reb | PF | Points | A | TO | Blk | Stl | Min |
|------------|----|--------|----------|--------|---------|-----------|----|--------|---|----|-----|-----|-----|
| Mid Tenn | | DNP | | | | | | | | | | | |
| NORFOLK ST | | 0-2 | 0-0 | 0-0 | 1-0 | 1 | 2 | 0 | 0 | 1 | 0 | 0 | 7 |
| Auburn | | DNP | | | | | | | | | | | |
| LONGWOOD | | 0-1 | 0-0 | 0-0 | 0-0 | 0 | 1 | 0 | 0 | 0 | 0 | 0 | 3 |
| Green Bay | | DNP | | | | | | | | | | | |
| Rutgers | | DNP | | | | | | | | | | | |
| Tulane | | DNP | | | | | | | | | | | |
| IOWA | | | | | | | | | | | | | |
| NJIT | | | | | | | | | | | | | |
| BOWLING GR | | | | | | | | | | | | | |
| CHAR SOUTH | | | | | | | | | | | | | |
| Ohio State | | | | | | | | | | | | | |
| COPPIN | | | | | | | | | | | | | |
| RICHMOND | | | | | | | | | | | | | |
| MIAMI | | | | | | | | | | | | | |
| NOTRE DAME | | | | | | | | | | | | | |
| Wake | | | | | | | | | | | | | |
| LOUISVILLE | | | | | | | | | | | | | |
| G Tech | | | | | | | | | | | | | |
| at FSU | | | | | | | | | | | | | |
| PITT | | | | | | | | | | | | | |
| NC State | | | | | | | | | | | | | |
| Duke | | | | | | | | | | | | | |
| VT | | | | | | | | | | | | | |
| SYRACUSE | | | | | | | | | | | | | |
| at BC | | | | | | | | | | | | | |
| Louisville | | | | | | | | | | | | | |
| CLEMSON | | | | | | | | | | | | | |
| UNC | | | | | | | | | | | | | |
| VTech | | | | | | | | | | | | | |

SINGLE GAME BESTS

POINTS

Season:
Career: 2

REBOUNDS

Season:
Career: 1

FG MADE

Season:
Career: 1

FG ATTEMPTS

Season:
Career:

3 PT FG MADE

Season:
Career:

3 PT FG ATTEMPTS

Season:
Career:

FT MADE

Season:
Career:

FT ATTEMPTS

Season:
Career:

ASSISTS

Season:
Career:

BLOCKS

Season:
Career:

STEALS

Season:
Career:

VIRGINIA CAREER STATISTICS

| Year | G-GS | Min/Avg | FG-FGA | Pct. | 3FG-A | Pct. | FT-FTA | Pct. | O-D | T | Avg. | Pf-DQ | Ast | TO | Blk | St | Pts | Avg |
|---------|------|---------|--------|------|-------|------|--------|------|-----|---|------|-------|-----|----|-----|----|-----|-----|
| 2014-15 | 4-0 | 13/3.3 | 1-3 | .333 | 0-0 | .000 | 0-0 | .000 | 0-2 | 2 | 0.5 | 3-0 | 0 | 0 | 0 | 0 | 2 | 0.5 |
| 2015-16 | 2-0 | 10/5.0 | 0-3 | .000 | 0-0 | .000 | 0-0 | .000 | 1-0 | 1 | 0.5 | 3-0 | 0 | 1 | 0 | 0 | 0 | 0.0 |
| TOTAL | 6-0 | 23/3.8 | 1-6 | .167 | 0-0 | .000 | 0-0 | .000 | 1-2 | 3 | 0.5 | 6-0 | 0 | 1 | 0 | 0 | 2 | 0.3 |

EMILY BATTLE

#13



Freshman • Forward • 6-1 • Charlottesville, Va • St. Anne's-Belfield

2015-16

- Made her collegiate debut against Norfolk State, scoring two points with a rebound

HIGH SCHOOL

- Earned All-Academic Team honors at the Flint Hill Tournament and the St. Anne's-Belfield Tip-off Tournament
- ACAC/Women's Sports Academic Scholarship
- 2015 St. Anne's-Belfield Coach's Award
- Averaged 5.4 points, 6.1 rebounds, and 1.5 blocks per game her senior season

PERSONAL

- Daughter of Martha and Robert Battle

2015-16 GAME-BY-GAME:

| Opponent | GS | FG-FGA | 3FG-3FGA | FT-FTA | Off-Def | Total Reb | PF | Points | A | TO | Blk | Stl | Min |
|------------|----|--------|----------|--------|---------|-----------|----|--------|---|----|-----|-----|-----|
| Mid Tenn | | DNP | | | | | | | | | | | |
| NORFOLK ST | | 1-1 | 0-0 | 0-0 | 0-1 | 1 | 0 | 2 | 0 | 0 | 0 | 0 | 2 |
| Auburn | | DNP | | | | | | | | | | | |
| LONGWOOD | | 0-0 | 0-0 | 0-0 | 0-0 | 0 | 0 | 0 | 0 | 0 | 0 | 0 | 1 |
| Green Bay | | DNP | | | | | | | | | | | |
| Rutgers | | DNP | | | | | | | | | | | |
| Tulane | | DNP | | | | | | | | | | | |
| IOWA | | | | | | | | | | | | | |
| NJIT | | | | | | | | | | | | | |
| BOWLING GR | | | | | | | | | | | | | |
| CHAR SOUTH | | | | | | | | | | | | | |
| Ohio State | | | | | | | | | | | | | |
| COPPIN | | | | | | | | | | | | | |
| RICHMOND | | | | | | | | | | | | | |
| MIAMI | | | | | | | | | | | | | |
| NOTRE DAME | | | | | | | | | | | | | |
| Wake | | | | | | | | | | | | | |
| LOUISVILLE | | | | | | | | | | | | | |
| G Tech | | | | | | | | | | | | | |
| at FSU | | | | | | | | | | | | | |
| PITT | | | | | | | | | | | | | |
| NC State | | | | | | | | | | | | | |
| Duke | | | | | | | | | | | | | |
| VT | | | | | | | | | | | | | |
| SYRACUSE | | | | | | | | | | | | | |
| at BC | | | | | | | | | | | | | |
| Louisville | | | | | | | | | | | | | |
| CLEMSON | | | | | | | | | | | | | |
| UNC | | | | | | | | | | | | | |
| VTech | | | | | | | | | | | | | |

SINGLE GAME BESTS

POINTS

Season: 2
Career:

REBOUNDS

Season:
Career:

FG MADE

Season:
Career:

FG ATTEMPTS

Season:
Career:

3 PT FG MADE

Season:
Career:

3 PT FG ATTEMPTS

Season:
Career:

FT MADE

Season:
Career:

FT ATTEMPTS

Season:
Career:

ASSISTS

Season:
Career:

BLOCKS

Season:
Career:

STEALS

Season:
Career:

VIRGINIA CAREER STATISTICS

| Year | G-GS | Min/Avg | FG-FGA | Pct. | 3FG-A | Pct. | FT-FTA | Pct. | O-D | T | Avg. | Pf-DQ | Ast | TO | Blk | St | Pts | Avg |
|---------|------|---------|--------|-------|-------|------|--------|------|-----|---|------|-------|-----|----|-----|----|-----|-----|
| 2015-16 | 2-0 | 3/1.5 | 1-1 | 1.000 | 0-0 | .000 | 0-0 | .000 | 0-1 | 1 | 0.5 | 0-0 | 0 | 0 | 0 | 0 | 2 | 1.0 |

J'KYRA BROWN

#10

RS Sophomore • Guard • 5-11 • Rocky Mount, N.C. • Rocky Mount HS



2015-16

- Scored 10 points, all in the third quarter, in her Cavalier debut at MT (11/13)
- Started Cavalier career with back-to-back 10- point games, scoring 11 in 21 minutes against Norfolk State

2014-15

- Sat out the season under NCAA rules after transferring from East Carolina

2013-14 AT EAST CAROLINA

- Averaged 5.9 points per game while twice earning Conference USA Freshman of the Week honors
- Scored a season-high 29 points against Louisiana Tech, going 11-of-14 from the field and 6-of-8 from three-point range against the Lady Techsters

HIGH SCHOOL

- Averaged 25.5 ppg, 6.1 rpg, 3.4 spg, 2.4 apg & 1.2 bpg
- 2013 NCBCA Female Basketball POY, NC AP POY, All-District POY, Rocky Mount Female Athlete POY
- Three-time Big East POY, Rocky Mount Telegram All-Area POY
- Rocky Mount's All-Time Female Leading Scorer
- Three-time NC AP All-State First Team
- Two-time All-District First Team
- NC Prep All-State First Team
- NCHSAA Sectional MVP, All-Regional 1st Team
- Also lettered three years in track, earning MVP honors in 2013 and was the NCHSAA State Runner-up in discus

2015-16 GAME-BY-GAME:

| Opponent | GS | FG-FGA | 3FG-3FGA | FT-FTA | Off-Def | Total Reb | PF | Points | A | TO | Blk | Stl | Min |
|-------------|----|--------|----------|--------|---------|-----------|----|--------|---|----|-----|-----|-----|
| Mid Tenn St | | 3-7 | 2-3 | 2-4 | 0-4 | 4 | 3 | 10 | 1 | 4 | 1 | 0 | 17 |
| NORFOLK ST | | 4-6 | 1-2 | 2-2 | 0-2 | 2 | 3 | 11 | 3 | 3 | 0 | 0 | 21 |
| Auburn | | 0-2 | 0-1 | 4-4 | 1-2 | 3 | 0 | 4 | 2 | 0 | 0 | 0 | 13 |
| LONGWOOD | | 2-10 | 0-5 | 0-0 | 1-4 | 5 | 0 | 4 | 2 | 1 | 0 | 0 | 17 |
| Green Bay | | 0-2 | 0-1 | 2-2 | 0-0 | 0 | 2 | 2 | 0 | 1 | 0 | 0 | 12 |
| Rutgers | | 1-7 | 1-4 | 3-4 | 0-1 | 1 | 3 | 6 | 1 | 2 | 0 | 0 | 16 |
| Tulane | | 0-1 | 0-0 | 0-0 | 0-0 | 0 | 0 | 0 | 1 | 1 | 0 | 0 | 5 |
| IOWA | | | | | | | | | | | | | |
| NJIT | | | | | | | | | | | | | |
| BOWLING GR | | | | | | | | | | | | | |
| CHAR SOUTH | | | | | | | | | | | | | |
| Ohio State | | | | | | | | | | | | | |
| COPPIN | | | | | | | | | | | | | |
| RICHMOND | | | | | | | | | | | | | |
| MIAMI | | | | | | | | | | | | | |
| NOTRE DAME | | | | | | | | | | | | | |
| Wake | | | | | | | | | | | | | |
| LOUISVILLE | | | | | | | | | | | | | |
| G Tech | | | | | | | | | | | | | |
| at FSU | | | | | | | | | | | | | |
| PITT | | | | | | | | | | | | | |
| NC State | | | | | | | | | | | | | |
| Duke | | | | | | | | | | | | | |
| VT | | | | | | | | | | | | | |
| SYRACUSE | | | | | | | | | | | | | |
| at BC | | | | | | | | | | | | | |
| Louisville | | | | | | | | | | | | | |
| CLEMSON | | | | | | | | | | | | | |
| UNC | | | | | | | | | | | | | |
| VTech | | | | | | | | | | | | | |

SINGLE GAME BESTS

POINTS

Season: 11 vs. Norfolk State (11/16/15)

Career:

REBOUNDS

Season: 5 vs. Longwood (11/22)

Career:

FG MADE

Season: 3

Career:

FG ATTEMPTS

Season: 10 vs. Longwood (11/22)

Career:

3 PT FG MADE

Season: 2

Career:

3 PT FG ATTEMPTS

Season: 3

Career:

FT MADE

Season: 2

Career:

FT ATTEMPTS

Season: 4

Career:

ASSISTS

Season: 3

Career:

BLOCKS

Season:

Career:

STEALS

Season:

Career:

VIRGINIA CAREER STATISTICS

| Year | G-GS | Min/Avg | FG-FGA | Pct. | 3FG-A | Pct. | FT-FTA | Pct. | O-D | T | Avg. | Pf-DQ | Ast | TO | Blk | St | Pts | Avg |
|---------|------|----------|--------|------|-------|------|--------|------|------|----|------|-------|-----|----|-----|----|-----|-----|
| 2015-16 | 7-0 | 101/14.4 | 10-35 | .286 | 4-16 | .250 | 13-16 | .813 | 2-13 | 15 | 2.1 | 11-0 | 10 | 12 | 1 | 0 | 37 | 5.3 |

DEBRA FERGUSON

#00



Freshman • Forward • 6-4 • Madison Heights, Va • Amherst County

2015-16

- Made her collegiate debut in the 3rd Q at Middle Tenn (11/13), making a layup eight seconds after checking in

HIGH SCHOOL

- Two-time First-Team All-Conference 23 honoree at Amherst County
- 1st-Team-All-Seminole District honors after twice being named 2nd team
- As team captain her senior season, averaged 13.9 points, 8.6 reb and 2.0 blocks
- Her AAU team, the NC Spartans, won 2014 AAU National Championship in Orlando, FL.

PERSONAL

- Father is Charles Ferguson
- Mother and step-father are Rachel and James Richardson
- Older brother, Cordaro Ellis, played one year of basketball at Eastern Kentucky before transferring to Pikeville University where he was part of its 2011 NAIA I National Championship team
- Graduated with honors in the top-25 of her class at Amherst County HS
- Volunteered over 50 hours at The Daily Bread soup kitchen
- Undeclared major

2015-16 GAME-BY-GAME:

| Opponent | GS | FG-FGA | 3FG-3FGA | FT-FTA | Off-Def | Total Reb | PF | Points | A | TO | Blk | Stl | Min |
|------------|----|--------|----------|--------|---------|-----------|----|--------|---|----|-----|-----|-----|
| Mid Tenn | | 1-1 | 0-0 | 0-0 | 0-0 | 0 | 0 | 2 | 0 | 0 | 0 | 0 | 4 |
| NORFOLK ST | | 1-3 | 0-0 | 2-2 | 0-3 | 3 | 2 | 4 | 0 | 1 | 1 | 0 | 10 |
| Auburn | | DNP | | | | | | | | | | | |
| LONGWOOD | | 1-2 | 0-0 | 0-0 | 1-0 | 1 | 4 | 2 | 0 | 1 | 1 | 0 | 11 |
| Green Bay | | DNP | | | | | | | | | | | |
| Rutgers | | DNP | | | | | | | | | | | |
| Tulane | | DNP | | | | | | | | | | | |
| IOWA | | | | | | | | | | | | | |
| NJIT | | | | | | | | | | | | | |
| BOWLING GR | | | | | | | | | | | | | |
| CHAR SOUTH | | | | | | | | | | | | | |
| Ohio State | | | | | | | | | | | | | |
| COPPIN | | | | | | | | | | | | | |
| RICHMOND | | | | | | | | | | | | | |
| MIAMI | | | | | | | | | | | | | |
| NOTRE DAME | | | | | | | | | | | | | |
| Wake | | | | | | | | | | | | | |
| LOUISVILLE | | | | | | | | | | | | | |
| G Tech | | | | | | | | | | | | | |
| at FSU | | | | | | | | | | | | | |
| PITT | | | | | | | | | | | | | |
| NC State | | | | | | | | | | | | | |
| Duke | | | | | | | | | | | | | |
| VT | | | | | | | | | | | | | |
| SYRACUSE | | | | | | | | | | | | | |
| at BC | | | | | | | | | | | | | |
| Louisville | | | | | | | | | | | | | |
| CLEMSON | | | | | | | | | | | | | |
| UNC | | | | | | | | | | | | | |
| VTech | | | | | | | | | | | | | |

SINGLE GAME BESTS

POINTS

Season: 4

Career:

REBOUNDS

Season: 3

Career:

FG MADE

Season: 1

Career:

FG ATTEMPTS

Season: 3

Career:

3 PT FG MADE

Season:

Career:

3 PT FG ATTEMPTS

Season:

Career:

FT MADE

Season: 2

Career:

FT ATTEMPTS

Season: 2

Career:

ASSISTS

Season:

Career:

BLOCKS

Season: 1

Career:

STEALS

Season:

Career:

VIRGINIA CAREER STATISTICS

| Year | G-GS | Min/Avg | FG-FGA | Pct. | 3FG-A | Pct. | FT-FTA | Pct. | O-D | T | Avg. | Pf-DQ | Ast | TO | Blk | St | Pts | Avg |
|---------|------|---------|--------|------|-------|------|--------|-------|-----|---|------|-------|-----|----|-----|----|-----|-----|
| 2015-16 | 3-0 | 25/8.3 | 3-6 | .500 | 0-0 | .000 | 2-2 | 1.000 | 1-3 | 4 | 1.3 | 6-0 | 0 | 2 | 2 | 0 | 8 | 2.7 |

ALIYAH HULAND EL #23

Sophomore • Guard • 6-1 • Randolph, N.J. • Randolph High



2015-16 SEASON

- Opened the season with a 10-pt performance at MT (11/13)
- Scored a career- high 20 points at Auburn (Nov. 19) followed by a 20-point performance vs. Longwood
- Nearly had her first career double-double with nine points and 10 rebounds against Tulane (11/28)

2014-15 SEASON

- Played in all 31 games with one start
- Made her collegiate debut against Ohio State, scoring five points with an assist and two blocked shots in 13 minutes
- Went 2-of-3 from three-point range, scoring 8 pts against FIU
- Had back-to-back double-digit scoring games against DSU (10) Longwood (11)
- Had her first/only career start against FSU, scoring a season-high 14 points
- Scored 12 points on 5-of-7 shooting at North Carolina

HIGH SCHOOL

- Morris County's all-time leading scorer with 2,286 points and a 21.2 ppg
- Also holds Randolph High career records for rebounds (900), assists (450) and blocks (225)
- In her senior season, led the state in scoring with 810 points
- Was also a three-time MVP for the track team, holding the school record in the triple jump (38' 11/4")
- Played volleyball her freshman through junior seasons, breaking the school record for career kills with 542

2015-16 GAME-BY-GAME:

| Opponent | GS | FG-FGA | 3FG-3FGA | FT-FTA | Off-Def | Total Reb | PF | Points | A | TO | Blk | Stl | Min |
|------------|------|--------|----------|--------|---------|-----------|----|--------|---|----|-----|-----|-----|
| Mid Tenn | 3-8 | 0-2 | 4-6 | 3-0 | 3 | 3 | 10 | 2 | 1 | 1 | 2 | 20 | |
| NORFOLK ST | 4-10 | 0-3 | 2-3 | 1-1 | 2 | 3 | 10 | 2 | 2 | 3 | 3 | 25 | |
| Auburn | 6-15 | 1-8 | 7-8 | 2-3 | 5 | 4 | 20 | 2 | 4 | 1 | 3 | 31 | |
| LONGWOOD | 9-14 | 2-5 | 0-0 | 3-4 | 7 | 0 | 20 | 2 | 1 | 1 | 2 | 28 | |
| Green Bay | 1-6 | 0-3 | 3-4 | 0-1 | 1 | 1 | 5 | 0 | 1 | 0 | 0 | 16 | |
| Rutgers | 0-2 | 0-2 | 0-0 | 0-0 | 0 | 0 | 0 | 0 | 2 | 0 | 1 | 15 | |
| Tulane | 3-5 | 1-2 | 2-2 | 6-4 | 10 | 3 | 9 | 1 | 3 | 0 | 0 | 25 | |
| IOWA | | | | | | | | | | | | | |
| NJIT | | | | | | | | | | | | | |
| BOWLING GR | | | | | | | | | | | | | |
| CHAR SOUTH | | | | | | | | | | | | | |
| Ohio State | | | | | | | | | | | | | |
| COPPIN | | | | | | | | | | | | | |
| RICHMOND | | | | | | | | | | | | | |
| MIAMI | | | | | | | | | | | | | |
| NOTRE DAME | | | | | | | | | | | | | |
| Wake | | | | | | | | | | | | | |
| LOUISVILLE | | | | | | | | | | | | | |
| G Tech | | | | | | | | | | | | | |
| at FSU | | | | | | | | | | | | | |
| PITT | | | | | | | | | | | | | |
| NC State | | | | | | | | | | | | | |
| Duke | | | | | | | | | | | | | |
| VT | | | | | | | | | | | | | |
| SYRACUSE | | | | | | | | | | | | | |
| at BC | | | | | | | | | | | | | |
| Louisville | | | | | | | | | | | | | |
| CLEMSON | | | | | | | | | | | | | |
| UNC | | | | | | | | | | | | | |
| VTech | | | | | | | | | | | | | |

SINGLE GAME BESTS

POINTS

Season: 20 (2x) last vs Longwood (11/22)
Career: 20 (2x) last vs Longwood (11/22/15)

REBOUNDS

Season: 10 vs Tulane (11/28)
Career: 10 vs Tulane (11/28/15)

FG MADE

Season: 9 vs Longwood (11/22)
Career: 9 vs Longwood (11/22/15)

FG ATTEMPTS

Season: 15 at Auburn (11/19)
Career: 15 at Auburn (11/19/15)

3 PT FG MADE

Season: 2
Career: 2

3 PT FG ATTEMPTS

Season: 8 at Auburn (11/19)
Career: 8 at Auburn (11/19/15)

FT MADE

Season: 7 at Auburn (11/19)
Career: 7 at Auburn (11/19/15)

FT ATTEMPTS

Season: 8 at Auburn (11/19)
Career: 8 at Auburn (11/19/15)

ASSISTS

Season: 2
Career: 4 (2x) last vs Drexel (12/29/14)

BLOCKS

Season: 3
Career: 2 (2x)

STEALS

Season: 3
Career: 4 vs Longwood (12/16/14)

CAREER STATISTICS

| Year | G-GS | Min/Avg | FG-FGA | Pct. | 3FG-A | Pct. | FT-FTA | Pct. | O-D | T | Avg. | Pf-DQ | Ast | TO | Blk | St | Pts | Avg |
|---------|------|----------|--------|------|--------|------|--------|------|-------|----|------|-------|-----|----|-----|----|-----|------|
| 2014-15 | 31-1 | 552/17.8 | 63-189 | .333 | 23-93 | .247 | 24-32 | .750 | 19-34 | 53 | 1.7 | 59-0 | 29 | 43 | 10 | 24 | 173 | 5.6 |
| 2015-16 | 7-0 | 160/22.9 | 26-60 | .433 | 4-25 | .160 | 18-23 | .783 | 15-13 | 28 | 4.0 | 14-0 | 9 | 14 | 6 | 11 | 74 | 10.6 |
| TOTAL | 38-1 | 712/18.7 | 89-249 | .357 | 27-118 | .229 | 42-55 | .764 | 34-47 | 81 | 2.1 | 73-0 | 38 | 57 | 16 | 35 | 247 | 6.5 |

MONÉ JONES

#32

Freshman • Forward • 6-3 • Durham, N.C. • Riverside High School



2015-16

- Made her collegiate debut at Middle Tennessee, scoring six points with five rebounds in 24 minutes
- Had her first double-digit scoring effort against Norfolk State with 10 points on 3-of-3 shooting

HIGH SCHOOL

- Averaged 11.7 points, 6.5 rebounds, 1.3 assists, 1.1 steals, and 3.1 blocks per game in four years at Riverside High School
- PAC 6 All-Conference and All-State team honors
- Named to the North Carolina/South Carolina All-Star Game roster
- McDonald's High School All-America nominee
- Was also a middle hitter for three years for the RHS volleyball team, earning PAC 6 All-Conference honors

PERSONAL

- Parents are Bobby Jones Jr. and Sherai Jones
- Has an older brother Jordan
- Undeclared major

2015-16 GAME-BY-GAME:

| Opponent | GS | FG-FGA | 3FG-3FGA | FT-FTA | Off-Def | Total Reb | PF | Points | A | TO | Blk | Stl | Min |
|------------|----|--------|----------|--------|---------|-----------|----|--------|---|----|-----|-----|-----|
| Mid Tenn | | 3-8 | 0-0 | 0-0 | 3-2 | 5 | 4 | 6 | 0 | 3 | 0 | 0 | 24 |
| NORFOLK ST | | 3-3 | 0-0 | 4-6 | 2-4 | 6 | 1 | 10 | 1 | 3 | 2 | 2 | 24 |
| Auburn | | 1-4 | 0-0 | 0-0 | 3-0 | 3 | 3 | 2 | 0 | 2 | 1 | 1 | 15 |
| LONGWOOD | | 2-4 | 0-0 | 3-4 | 3-3 | 6 | 1 | 7 | 1 | 2 | 0 | 0 | 26 |
| Green Bay | | 0-1 | 0-0 | 0-0 | 0-0 | 0 | 4 | 0 | 2 | 2 | 1 | 0 | 15 |
| Rutgers | | 1-1 | 0-0 | 0-0 | 2-0 | 2 | 2 | 2 | 0 | 0 | 0 | 1 | 12 |
| Tulane | | 2-7 | 0-1 | 3-4 | 11 | 2 | 3 | 7 | 1 | 2 | 0 | 3 | 24 |
| IOWA | | | | | | | | | | | | | |
| NJIT | | | | | | | | | | | | | |
| BOWLING GR | | | | | | | | | | | | | |
| CHAR SOUTH | | | | | | | | | | | | | |
| Ohio State | | | | | | | | | | | | | |
| COPPIN | | | | | | | | | | | | | |
| RICHMOND | | | | | | | | | | | | | |
| MIAMI | | | | | | | | | | | | | |
| NOTRE DAME | | | | | | | | | | | | | |
| Wake | | | | | | | | | | | | | |
| LOUISVILLE | | | | | | | | | | | | | |
| G Tech | | | | | | | | | | | | | |
| at FSU | | | | | | | | | | | | | |
| PITT | | | | | | | | | | | | | |
| NC State | | | | | | | | | | | | | |
| Duke | | | | | | | | | | | | | |
| VT | | | | | | | | | | | | | |
| SYRACUSE | | | | | | | | | | | | | |
| at BC | | | | | | | | | | | | | |
| Louisville | | | | | | | | | | | | | |
| CLEMSON | | | | | | | | | | | | | |
| UNC | | | | | | | | | | | | | |
| VTech | | | | | | | | | | | | | |

SINGLE GAME BESTS

POINTS

Season: 10 vs Norfolk State (11/16)

Career:

REBOUNDS

Season: 6 (2x)

Career:

FG MADE

Season: 3 at MT (11/13)

Career:

FG ATTEMPTS

Season: 8 at MT (11/13)

Career:

3 PT FG MADE

Season:

Career:

3 PT FG ATTEMPTS

Season:

Career:

FT MADE

Season: 4 vs Norfolk State (11/16)

Career:

FT ATTEMPTS

Season: 4 (2x last vs Tulane (11/28))

Career:

ASSISTS

Season: 1

Career:

BLOCKS

Season: 2

Career:

STEALS

Season: 3

Career:

VIRGINIA CAREER STATISTICS

| Year | G-GS | Min/Avg | FG-FGA | Pct. | 3FG-A | Pct. | FT-FTA | Pct. | O-D | T | Avg. | Pf-DQ | Ast | TO | Blk | St | Pts | Avg |
|---------|------|----------|--------|------|-------|------|--------|------|-------|----|------|-------|-----|----|-----|----|-----|-----|
| 2015-16 | 7-0 | 140/20.0 | 12-28 | .429 | 0-1 | .000 | 10-14 | .714 | 14-10 | 24 | 3.4 | 18-0 | 5 | 14 | 4 | 7 | 34 | 4.9 |

BREYANA MASON #12

Junior • Guard • 5-8 • Woodbridge, Va. • Forest Park



2015-16 SEASON

- Back-to-back double-digit scoring efforts in first two games of the season shooting 66.7 percent (10-of-15)
- Went 5-of-7 from the field and 6-of-6 from the line, scoring 16 points against Geen Bay (11/26) while also grabbing a career-high five steals

2014-15 SEASON

- ACC All-Academic Team
- Fourth in the ACC in assist-turnover ratio with 1.80 per game
- Seventh in the ACC in assists with 3.5 per game
- Scored a career-high 22 points in the season-opener against Ohio State, her first career 20-point game
- Went 8-of-11 from the field overall and 5-of-7 from 3pt range vs OSU, also dishing a career-high six assists
- Had seven assists with 2 turnovers against Delaware State, also scoring 16 pts
- Had her second seven-assist game (with just one turnover) against BC
- Also 4-of-5 from three-point range for 12 points against BC
- Had eight assists at North Carolina

2013-14 SEASON

- Appeared in 30 games with 14 starts, averaging 3.5 points per game

AT A GLANCE

- 2012-13 Gatorade Virginia Player of the Year & Parade Magazine All-American
- Attended the same high school as Virginia alum Monica Wright, breaking Wright's career scoring record, putting up 1,979 points
- Factoring in the two years of middle school (seventh and eighth grade) in which she played varsity basketball, Mason scored 3,313 points in six prep seasons

2015-16 GAME-BY-GAME:

| Opponent | GS | FG-FGA | 3FG-3FGA | FT-FTA | Off-Def | Total Reb | PF | Points | A | TO | Blk | Stl | Min |
|------------|----|--------|----------|--------|---------|-----------|----|--------|---|----|-----|-----|-----|
| Mid Tenn | * | 5-8 | 1-1 | 0-0 | 1-1 | 2 | 1 | 11 | 2 | 2 | 1 | 3 | 37 |
| NORFOLK ST | * | 5-7 | 0-1 | 0-1 | 0-3 | 3 | 1 | 10 | 3 | 2 | 0 | 2 | 27 |
| Auburn | * | 3-7 | 0-2 | 0-0 | 0-1 | 1 | 1 | 6 | 2 | 1 | 0 | 3 | 33 |
| LONGWOOD | * | 7-11 | 0-0 | 0-0 | 2-4 | 6 | 0 | 14 | 1 | 2 | 0 | 0 | 26 |
| Green Bay | * | 5-7 | 0-1 | 6-6 | 1-1 | 2 | 1 | 16 | 1 | 2 | 0 | 5 | 40 |
| Rutgers | * | 0-6 | 0-1 | 1-2 | 3-2 | 5 | 3 | 1 | 2 | 1 | 0 | 1 | 34 |
| Tulane | * | 2-9 | 2-5 | 3-5 | 0-2 | 2 | 2 | 9 | 3 | 0 | 0 | 1 | 31 |
| IOWA | | | | | | | | | | | | | |
| NJIT | | | | | | | | | | | | | |
| BOWLING GR | | | | | | | | | | | | | |
| CHAR SOUTH | | | | | | | | | | | | | |
| Ohio State | | | | | | | | | | | | | |
| COPPIN | | | | | | | | | | | | | |
| RICHMOND | | | | | | | | | | | | | |
| MIAMI | | | | | | | | | | | | | |
| NOTRE DAME | | | | | | | | | | | | | |
| Wake | | | | | | | | | | | | | |
| LOUISVILLE | | | | | | | | | | | | | |
| G Tech | | | | | | | | | | | | | |
| at FSU | | | | | | | | | | | | | |
| PITT | | | | | | | | | | | | | |
| NC State | | | | | | | | | | | | | |
| Duke | | | | | | | | | | | | | |
| VT | | | | | | | | | | | | | |
| SYRACUSE | | | | | | | | | | | | | |
| at BC | | | | | | | | | | | | | |
| Louisville | | | | | | | | | | | | | |
| CLEMSON | | | | | | | | | | | | | |
| UNC | | | | | | | | | | | | | |
| VTech | | | | | | | | | | | | | |

SINGLE GAME BESTS

POINTS

Season: 16 vs Green Bay (11/26)
Career: 22 vs Ohio State (11/14/14)

REBOUNDS

Season: 6 vs Longwood (11/22)
Career: 6 vs Longwood (11/22/15)

FG MADE

Season: 7 vs Longwood (11/22)
Career: 8 vs Ohio State (11/14/14)

FG ATTEMPTS

Season: 11 vs Longwood (11/22)
Career: 17 vs ODU (3/19/15)

3 PT FG MADE

Season: 2 vs Tulane (11/28)
Career: 5 vs Ohio State (11/14/14)

3 PT FG ATTEMPTS

Season: 5 vs Tulane (11/28)
Career: 7 vs Ohio State (11/14/14)

FT MADE

Season: 6 vs Green Bay (11/26)
Career: 6 (2x) last vs Green Bay (11/26/15)

FT ATTEMPTS

Season: 6 vs Green Bay (11/26)
Career: 6 (2x) last vs Green Bay (11/26/15)

FT PERCENTAGE

Season: 6-6 vs Green Bay (11/26)
Career: 6-6 (2x) last vs Green Bay (11/26/15)

ASSISTS

Season: 3 vs Tulane (11/28)
Career: 8 at UNC (02/26/15)

BLOCKS

Season: 1 vs MT (11/13)
Career: 2 vs Davidson (12/28/14)

STEALS

Season: 3 at MT (11/13)
Career: 3, several

DOUBLE DOUBLES

Season:
 Career:

CAREER STATISTICS

| Year | G-GS | Min/Avg | FG-FGA | Pct. | 3FG-A | Pct. | FT-FTA | Pct. | O-D | T | Avg. | Pf-DQ | Ast | TO | Blk | St | Pts | Avg |
|---------|-------|-----------|---------|------|-------|------|--------|------|--------|-----|------|-------|-----|-----|-----|----|-----|-----|
| 2013-14 | 30-14 | 553/18.4 | 39-118 | .331 | 9-19 | .474 | 17-22 | .773 | 10-32 | 42 | 1.4 | 32-0 | 37 | 43 | 0 | 20 | 104 | 3.5 |
| 2014-15 | 31-31 | 1016/32.8 | 109-265 | .411 | 27-62 | .435 | 51-62 | .823 | 10-69 | 79 | 2.5 | 42-0 | 112 | 60 | 2 | 41 | 296 | 9.5 |
| 2015-16 | 7-7 | 228/32.6 | 27-55 | .491 | 3-11 | .273 | 10-14 | .714 | 7-14 | 21 | 3.0 | 9-0 | 14 | 10 | 1 | 15 | 67 | 9.6 |
| TOTAL | 68-52 | 1797/26.4 | 175-438 | .400 | 39-92 | .424 | 78-98 | .796 | 27-115 | 142 | 2.1 | 83-0 | 163 | 113 | 3 | 76 | 467 | 6.9 |

LAUREN MOSES

#21



Sophomore • Forward • 6-2 • Mount Holly, N.J. • Rancocas

2015-16 SEASON

- Team-high 13 pts at MT, first time leading the team in scoring by herself
- Scored a career-high 18 points at the Paradise Jam against Rutgers (11/27)
- Named to the Paradise Jam All-Tournament Team

2014-15 SEASON

- 13th in the ACC in blocked shots with 1.10 per game
- Had her first double-digit scoring game against Toledo, scoring 14 points, 8 reb
- Led team w 13 rebounds at Ill., her first career double-digit rebounding effort
- Had her first career double-double at Clemson with 15 pts, 10 rebounds
- In the victory over Wake Forest, scored eight points, going 4-of-5 from the field, with seven rebounds, two steals, two assists and three blocked shots, including a crucial block in the final 20 seconds
- Nearly had second career double-double with 11 points and 9 rebounds at UNC
- Scored 11 points with eight rebounds in the ACC Tourney game vs Miami

HIGH SCHOOL

- Led Rancocas Valley Regional High School to four-straight State Championship games and two state titles (2013, 2011)
- Scored 1,823 points in her high school career to become Rancocas Valley's all-time leading scorer in school history, breaking the previous mark set by UVA alum Demya Walker
- Ranked in the espnW 100 rankings at No. 17 in her position and No. 98 overall

PERSONAL

- Brother, Dezman Moses, was an outside linebacker for the Green Bay packers (2012) and the Kansas City Chiefs (2013)

2015-16 GAME-BY-GAME:

| Opponent | GS | FG-FGA | 3FG-3FGA | FT-FTA | Off-Def | Total Reb | PF | Points | A | TO | Blk | Stl | Min |
|------------|----|--------|----------|--------|---------|-----------|----|--------|---|----|-----|-----|-----|
| Mid Tenn | * | 4-9 | 0-0 | 5-6 | 0-4 | 4 | 4 | 13 | 2 | 0 | 1 | 3 | 27 |
| NORFOLK ST | * | 5-10 | 0-0 | 2-2 | 4-3 | 7 | 2 | 12 | 1 | 1 | 0 | 2 | 18 |
| Auburn | * | 2-7 | 0-0 | 4-4 | 2-4 | 6 | 4 | 8 | 1 | 3 | 0 | 3 | 22 |
| LONGWOOD | * | 3-7 | 0-0 | 0-0 | 5-4 | 9 | 2 | 6 | 2 | 0 | 0 | 3 | 19 |
| Green Bay | * | 1-7 | 0-0 | 1-2 | 3-5 | 8 | 4 | 3 | 2 | 2 | 0 | 2 | 27 |
| Rutgers | * | 7-11 | 0-0 | 4-10 | 2-5 | 7 | 3 | 18 | 0 | 1 | 1 | 2 | 37 |
| Tulane | * | 5-11 | 0-0 | 0-0 | 4 0 | 4 | 5 | 10 | 2 | 4 | 1 | 1 | 26 |
| IOWA | | | | | | | | | | | | | |
| NJIT | | | | | | | | | | | | | |
| BOWLING GR | | | | | | | | | | | | | |
| CHAR SOUTH | | | | | | | | | | | | | |
| Ohio State | | | | | | | | | | | | | |
| COPPIN | | | | | | | | | | | | | |
| RICHMOND | | | | | | | | | | | | | |
| MIAMI | | | | | | | | | | | | | |
| NOTRE DAME | | | | | | | | | | | | | |
| Wake | | | | | | | | | | | | | |
| LOUISVILLE | | | | | | | | | | | | | |
| G Tech | | | | | | | | | | | | | |
| at FSU | | | | | | | | | | | | | |
| PITT | | | | | | | | | | | | | |
| NC State | | | | | | | | | | | | | |
| Duke | | | | | | | | | | | | | |
| VT | | | | | | | | | | | | | |
| SYRACUSE | | | | | | | | | | | | | |
| at BC | | | | | | | | | | | | | |
| Louisville | | | | | | | | | | | | | |
| CLEMSON | | | | | | | | | | | | | |
| UNC | | | | | | | | | | | | | |
| VTech | | | | | | | | | | | | | |

SINGLE GAME BESTS

POINTS

Season: 18 vs Rutgers (11/27)
Career: 18 vs Rutgers (11/27/15)

REBOUNDS

Season: 9 vs Longwood (11/22)
Career: 13 (2x) last at Syracuse (01/11/15)

FG MADE

Season: 7 vs Rutgers (11/27)
Career: 7 vs Rutgers (11/27/15)

FG ATTEMPTS

Season: 11 (2x last vs Tulane (11/28)
Career: 111 (2x last vs Tulane (11/28/15)

3 PT FG MADE

Season:
Career:

3 PT FG ATTEMPTS

Season:
Career: 4 vs Davidson (12/28/14)

FT MADE

Season: 5 at Middle Tennessee (11/13)
Career: 5 (several)

FT ATTEMPTS

Season: 10 vs Rutgers (11/27)
Career: 10 vs Rutgers (11/27/15)

ASSISTS

Season:
Career: 3 (multiple)

BLOCKS

Season:
Career: 3 (3x)

STEALS

Season: 3
Career: 3 (3x)

DOUBLE DOUBLES

Season:
Career: 1 at Clemson (02/01/15)

CAREER STATISTICS

| Year | G-GS | Min/Avg | FG-FGA | Pct. | 3FG-A | Pct. | FT-FTA | Pct. | O-D | T | Avg. | Pf-DQ | Ast | TO | Blk | St | Pts | Avg |
|---------|-------|----------|---------|------|-------|------|--------|------|--------|-----|------|-------|-----|----|-----|----|-----|------|
| 2014-15 | 31-30 | 731/23.6 | 77-183 | .421 | 0-1 | .000 | 35-66 | .530 | 66-111 | 177 | 5.7 | 95-5 | 26 | 64 | 34 | 26 | 189 | 6.1 |
| 2015-16 | 7-7 | 176/25.1 | 27-62 | .435 | 0-0 | .000 | 16-24 | .667 | 20-25 | 45 | 6.4 | 24-1 | 10 | 11 | 3 | 16 | 70 | 10.0 |
| TOTAL | 38-37 | 907/23.9 | 104-245 | .424 | 0-1 | .000 | 51-90 | .567 | 86-136 | 222 | 5.8 | 119-6 | 36 | 75 | 37 | 42 | 259 | 6.8 |

SHAKYNA PAYNE #35

Freshman • Forward • 6-3 • Acworth, Ga. • Southwest Atlanta Christian Academy



2015-16 SEASON

- Missed the start of the season sidelined with an injury

HIGH SCHOOL

- Played four years of varsity basketball, playing three years at Etowah before finishing her senior year at Southwest Atlanta Christian Academy
- Was an honorable mention All-County player in 2011 before earning second-team honors in 2012 and then being named to the first-team in 2013
- 2014 Atlanta Journal Constitution All-State Class A Second Team
- Scored over 1,100 points in her prep career, averaging 12.6 points per game as a junior and 14.2 points with 7.3 rebounds per game her senior season
- Also played two years of varsity volleyball at Etowah as a middle blocker

PERSONAL

- Daughter of Damita Payne

SINGLE GAME BESTS

POINTS

Season: _____

Career: _____

REBOUNDS

Season: _____

Career: _____

FG MADE

Season: _____

Career: _____

FG ATTEMPTS

Season: _____

Career: _____

3 PT FG MADE

Season: _____

Career: _____

3 PT FG ATTEMPTS

Season: _____

Career: _____

FT MADE

Season: _____

Career: _____

FT ATTEMPTS

Season: _____

Career: _____

ASSISTS

Season: _____

Career: _____

BLOCKS

Season: _____

Career: _____

STEALS

Season: _____

Career: _____

2015-16 GAME-BY-GAME:

| Opponent | GS | FG-FGA | 3FG-3FGA | FT-FTA | Off-Def | Total Reb | PF | Points | A | TO | Blk | Stl | Min |
|-------------|----|--------|----------|--------|---------|-----------|----|--------|---|----|-----|-----|-----|
| Mid Tenn St | | INJ | | | | | | | | | | | |
| NORFOLK ST | | INJ | | | | | | | | | | | |
| Auburn | | INJ | | | | | | | | | | | |
| LONGWOOD | | INJ | | | | | | | | | | | |
| Green Bay | | INJ | | | | | | | | | | | |
| Rutgers | | INJ | | | | | | | | | | | |
| Tulane | | INJ | | | | | | | | | | | |
| IOWA | | | | | | | | | | | | | |
| NJIT | | | | | | | | | | | | | |
| BOWLING GR | | | | | | | | | | | | | |
| CHAR SOUTH | | | | | | | | | | | | | |
| Ohio State | | | | | | | | | | | | | |
| COPPIN | | | | | | | | | | | | | |
| RICHMOND | | | | | | | | | | | | | |
| MIAMI | | | | | | | | | | | | | |
| NOTRE DAME | | | | | | | | | | | | | |
| Wake | | | | | | | | | | | | | |
| LOUISVILLE | | | | | | | | | | | | | |
| G Tech | | | | | | | | | | | | | |
| at FSU | | | | | | | | | | | | | |
| PITT | | | | | | | | | | | | | |
| NC State | | | | | | | | | | | | | |
| Duke | | | | | | | | | | | | | |
| VT | | | | | | | | | | | | | |
| SYRACUSE | | | | | | | | | | | | | |
| at BC | | | | | | | | | | | | | |
| Louisville | | | | | | | | | | | | | |
| CLEMSON | | | | | | | | | | | | | |
| UNC | | | | | | | | | | | | | |
| VTech | | | | | | | | | | | | | |

CAREER STATISTICS

| Year | G-GS | Min/Avg | FG-FGA | Pct. | 3FG-A | Pct. | FT-FTA | Pct. | O-D | T | Avg. | Pf-DQ | Ast | TO | Blk | St | Pts | Avg |
|------|------|---------|--------|------|-------|------|--------|------|-----|---|------|-------|-----|----|-----|----|-----|-----|
|------|------|---------|--------|------|-------|------|--------|------|-----|---|------|-------|-----|----|-----|----|-----|-----|

FAITH RANDOLPH

#20

Senior • Guard • 5-10 • Derwood, Md • Our Lady of Good Counsel



2015-16 SEASON

- Preseason All-ACC
- Scored 17 points with 7 rebounds and 4 steals against Norfolk State in 17 minutes, going 6-9 from the field

2014-15 SEASON

- Second Team All-ACC (Blue Ribbon Panel and Head Coaches)
- ACC All-Academic Team
- VaSID All-State Second Team
- Sixth in the ACC in scoring average (16.4) and 12th in field goal shooting percentage (39.9)
- Randolph leads the ACC and is ranked seventh in the nation in free throw percentage (90.7)
- Randolph is the second-straight Cavalier to pace the conference in free throw shooting. Kelsey Wolfe won last year's crown with an 89.5 percent efficiency
- Randolph is just the fifth player in ACC history to win the free throw crown while shooting over 90 percent from the stripe
- Became the 31st member of UVA's 1000 Point Club with 4:06 remaining in the first half of the ACC Tournament game against Miami
- Tallied 11 20-point games including three 25-point performances
- Averaged 20.2 ppg in the first five games
- Led the team in scoring the entire season

2013-14 SEASON

- ACC Sixth Player of the Year

2015-16 GAME-BY-GAME:

| Opponent | GS | FG-FGA | 3FG-3FGA | FT-FTA | Off-Def | Total Reb | PF | Points | A | TO | Blk | Stl | Min |
|------------|----|--------|----------|--------|---------|-----------|----|--------|---|----|-----|-----|-----|
| Mid Tenn | * | 3-7 | 1-1 | 1-2 | 2-3 | 5 | 5 | 8 | 0 | 3 | 0 | 1 | 16 |
| NORFOLK ST | * | 6-9 | 2-4 | 3-4 | 2-5 | 7 | 0 | 17 | 4 | 3 | 1 | 1 | 17 |
| Auburn | * | 5-13 | 2-5 | 3-5 | 1-5 | 6 | 1 | 15 | 4 | 2 | 0 | 2 | 33 |
| LONGWOOD | * | 5-8 | 0-2 | 4-4 | 1-7 | 8 | 1 | 14 | 3 | 1 | 1 | 0 | 27 |
| Green Bay | * | 6-9 | 1-3 | 2-2 | 0-3 | 3 | 3 | 15 | 1 | 2 | 0 | 1 | 34 |
| Rutgers | * | 2-8 | 1-3 | 0-0 | 0-3 | 3 | 4 | 5 | 2 | 0 | 0 | 0 | 25 |
| Tulane | * | 6-20 | 1-5 | 5-5 | 0-1 | 1 | 0 | 18 | 2 | 0 | 0 | 0 | 34 |
| IOWA | | | | | | | | | | | | | |
| NJIT | | | | | | | | | | | | | |
| BOWLING GR | | | | | | | | | | | | | |
| CHAR SOUTH | | | | | | | | | | | | | |
| Ohio State | | | | | | | | | | | | | |
| COPPIN | | | | | | | | | | | | | |
| RICHMOND | | | | | | | | | | | | | |
| MIAMI | | | | | | | | | | | | | |
| NOTRE DAME | | | | | | | | | | | | | |
| Wake | | | | | | | | | | | | | |
| LOUISVILLE | | | | | | | | | | | | | |
| G Tech | | | | | | | | | | | | | |
| at FSU | | | | | | | | | | | | | |
| PITT | | | | | | | | | | | | | |
| NC State | | | | | | | | | | | | | |
| Duke | | | | | | | | | | | | | |
| VT | | | | | | | | | | | | | |
| SYRACUSE | | | | | | | | | | | | | |
| at BC | | | | | | | | | | | | | |
| Louisville | | | | | | | | | | | | | |
| CLEMSON | | | | | | | | | | | | | |
| UNC | | | | | | | | | | | | | |
| VTech | | | | | | | | | | | | | |

CAREER STATISTICS

| Year | G-GS | Min/Avg | FG-FGA | Pct. | 3FG-A | Pct. | FT-FTA | Pct. | O-D | T | Avg. | Pf-DQ | Ast | TO | Blk | St | Pts | Avg |
|---------|-------|-----------|----------|------|---------|------|---------|------|--------|-----|------|-------|-----|-----|-----|-----|------|------|
| 2012-13 | 30-7 | 624/20.8 | 49-186 | .263 | 13-66 | .197 | 39-47 | .830 | 13-36 | 49 | 1.6 | 22-0 | 26 | 47 | 2 | 18 | 150 | 5.0 |
| 2013-14 | 31-4 | 704/22.7 | 137-330 | .415 | 25-88 | .284 | 68-89 | .764 | 45-52 | 97 | 3.1 | 67-1 | 44 | 56 | 1 | 43 | 367 | 11.8 |
| 2014-15 | 30-30 | 939/31.3 | 175-439 | .399 | 54-147 | .367 | 88-97 | .907 | 21-95 | 116 | 3.9 | 73-1 | 66 | 63 | 6 | 42 | 492 | 16.4 |
| 2015-16 | 7-7 | 186/26.6 | 33-74 | .446 | 8-23 | .348 | 18-22 | .818 | 6-27 | 33 | 4.7 | 14-1 | 16 | 11 | 2 | 5 | 92 | 13.1 |
| TOTAL | 98-48 | 2453/25.0 | 394-1029 | .383 | 100-324 | .309 | 213-255 | .835 | 85-210 | 295 | 3.0 | 176-3 | 152 | 177 | 11 | 108 | 1101 | 11.2 |

SINGLE GAME BESTS

POINTS

Season: 18 vs Tulane (11/28)
 Career: 26 (3x) last vs Howard (12/21/14)

REBOUNDS

Season: 8 vs Longwood (11/22)
 Career: 8 (3x) last vs Longwood (11/22/15)

FG MADE

Season: 6
 Career: 11 at Louisville (01/18/15)

FG ATTEMPTS

Season: 20 vs Tulane (11/28)
 Career: 22 (3x) last at Louisville (01/18/15)

3 PT FG MADE

Season: 2
 Career: 5 vs Toledo (11/28/14)

3 PT FG ATTEMPTS

Season: 5
 Career: 11 vs Davidson (12/28/14)

FT MADE

Season: 5 vs Tulane (11/28)
 Career: 10 vs. High Point (11/11/13)

FT ATTEMPTS

Season: 5 vs Tulane (11/28)
 Career: 11 vs. High Point (11/11/13)

FT PERCENTAGE

Season: 5-5 vs Tulane (11/28)
 Career: 9-9 (2x) last vs Louisville (03/01/15)

ASSISTS

Season: 4 (2x)
 Career: 8 vs Louisville (03/01/15)

BLOCKS

Season: 1
 Career: 1

STEALS

Season: 2
 Career: 3 (multiple)

DOUBLE-DOUBLES

Season:
 Career:

SYDNEY UMERI

#44

Junior • Forward • 6-1 • Acworth, Ga. • The Lovett School



2015-16 SEASON

- Made her first start since Jan. 5, 2014 (Pitt) in the season opener

2014-15 SEASON

- Had eight rebounds at Xavier
- Had the second double-digit scoring game of her career at Illinois, also matching her career high with eight rebounds

2013-14 SEASON

- Appeared in all 31 games with 11 starts, averaging 18.0 minutes per game
- Averaged 2.8 points and 2.8 rebounds per game
- Made her collegiate debut at James Madison, starting the game
- Played 30 minutes, scoring four points in her debut
- Had her first double-digit scoring game at Liberty with 12 points
- Started the first 10 games of the season before coming off the bench at FGCU
- Scored six of her eight points at Wake Forest in a span of 1:42 during the second half

AT A GLANCE

- Ranked No. 29 overall and as the No. 9 forward by ESPN HoopGurlz
- Won a gold medal with the 2011 USA Basketball's U16 team at the FIBA Americas Championship in Mérida, Mexico
- Helped lead The Lovett School to a 2012 Georgia Region 6AA championship
- Interned during the summer of 2015 for ESPN's Around the Horn

2015-16 GAME-BY-GAME:

| Opponent | GS | FG-FGA | 3FG-3FGA | FT-FTA | Off-Def | Total Reb | PF | Points | A | TO | Blk | Stl | Min |
|------------|----|--------|----------|--------|---------|-----------|----|--------|---|----|-----|-----|-----|
| Mid Tenn | * | 0-3 | 0-0 | 0-0 | 2-4 | 6 | 4 | 0 | 2 | 0 | 0 | 3 | 22 |
| NORFOLK ST | * | 0-2 | 0-0 | 0-0 | 0-1 | 1 | 1 | 0 | 0 | 1 | 0 | 0 | 21 |
| Auburn | * | 0-1 | 0-0 | 0-0 | 2-4 | 6 | 5 | 0 | 1 | 1 | 0 | 0 | 22 |
| LONGWOOD | * | 1-4 | 0-0 | 0-0 | 1-2 | 3 | 1 | 2 | 1 | 1 | 1 | 2 | 21 |
| Green Bay | * | 1-2 | 0-0 | 0-0 | 2-3 | 5 | 4 | 2 | 0 | 1 | 1 | 0 | 18 |
| Rutgers | * | 2-6 | 0-0 | 2-2 | 1-3 | 4 | 2 | 6 | 1 | 1 | 0 | 0 | 25 |
| Tulane | * | 2-3 | 0-0 | 0-0 | 1-3 | 4 | 4 | 4 | 0 | 2 | 1 | 1 | 25 |
| IOWA | | | | | | | | | | | | | |
| NJIT | | | | | | | | | | | | | |
| BOWLING GR | | | | | | | | | | | | | |
| CHAR SOUTH | | | | | | | | | | | | | |
| Ohio State | | | | | | | | | | | | | |
| COPPIN | | | | | | | | | | | | | |
| RICHMOND | | | | | | | | | | | | | |
| MIAMI | | | | | | | | | | | | | |
| NOTRE DAME | | | | | | | | | | | | | |
| Wake | | | | | | | | | | | | | |
| LOUISVILLE | | | | | | | | | | | | | |
| G Tech | | | | | | | | | | | | | |
| at FSU | | | | | | | | | | | | | |
| PITT | | | | | | | | | | | | | |
| NC State | | | | | | | | | | | | | |
| Duke | | | | | | | | | | | | | |
| VT | | | | | | | | | | | | | |
| SYRACUSE | | | | | | | | | | | | | |
| at BC | | | | | | | | | | | | | |
| Louisville | | | | | | | | | | | | | |
| CLEMSON | | | | | | | | | | | | | |
| UNC | | | | | | | | | | | | | |
| VTech | | | | | | | | | | | | | |

CAREER STATISTICS

| Year | G-GS | Min/Avg | FG-FGA | Pct. | 3FG-A | Pct. | FT-FTA | Pct. | O-D | T | Avg. | Pf-DQ | Ast | TO | Blk | St | Pts | Avg |
|---------|-------|-----------|--------|------|-------|------|--------|-------|--------|-----|------|-------|-----|----|-----|----|-----|-----|
| 2013-14 | 31-11 | 557/18.0 | 32-93 | .344 | 0-0 | .000 | 22-33 | .667 | 46-42 | 88 | 2.8 | 64-2 | 15 | 43 | 4 | 17 | 86 | 2.8 |
| 2014-15 | 30-0 | 554/18.5 | 34-73 | .466 | 0-0 | .000 | 14-16 | .875 | 25-66 | 91 | 3.0 | 51-1 | 18 | 29 | 14 | 11 | 82 | 2.7 |
| 2015-16 | 7-7 | 154/22.0 | 6-21 | .286 | 0-0 | .000 | 2-2 | 1.000 | 9-20 | 29 | 4.1 | 21-1 | 5 | 7 | 3 | 6 | 14 | 2.0 |
| TOTAL | 69-18 | 1286/18.6 | 73-189 | .386 | 0-0 | .000 | 38-51 | .745 | 82-133 | 215 | 3.1 | 140-4 | 39 | 80 | 21 | 34 | 184 | 2.7 |

SINGLE GAME BESTS

POINTS

Season: 6 vs Rutgers (11/27)
 Career: 12 at Liberty (11/19/13)

REBOUNDS

Season: 6 (2x) last at Auburn (11/19)
 Career: 8 (3x) last at Illinois (12/03/14)

FG MADE

Season: 2 (2x) 1st vs Tulane (11/28))
 Career: 4 (3x) at Illinois (12/03/14)

FG ATTEMPTS

Season: 6 vs Rutgers (11/27)
 Career: 7 at Illinois (12/03/14)

3 PT FG MADE

Season:
 Career:

3 PT FG ATTEMPTS

Season: --
 Career: --

FT MADE

Season: 2
 Career: 5 vs. UMES (12/17/13)

FT ATTEMPTS

Season: 2
 Career: 6 vs. UMES (12/17/13)

ASSISTS

Season: 2
 Career: 2

BLOCKS

Season:
 Career: 2 (multiple)

STEALS

Season: 3 at Middle Tennessee (11/13)
 Career: 3 at Middle Tennessee (11/13/15)

DOUBLE DOUBLES

Season:
 Career:

MIKAYLA VENSON

#1



Sophomore • Guard • 5-7 • Arlington, Va. • Yorktown High

2015-16 SEASON

- Scored a career-high 25 points in the Paradise Jam opener against Green Bay, going 8-8 from the free throw line, including making six free throws in the final 1:32
- Had a streak of 12-straight games of double-digit scoring snapped against Tulane (11/28)

2014-15 SEASON

- ACC All-Freshman Team (Blue Ribbon Panel)
- Set the Virginia freshman record for made-3's in a season (58)
- Has four games this season in which she has made five or more 3s in a game
- Has four 20-point games
- Had three double-digit scoring efforts in the first four games of her career
- Had the best single-game three-point shooting efficiency in school history with a 6-for-6 performance in the win over NC State

HIGH SCHOOL

- Played freshman season at Yorktown High School, averaging 14.3 points per game and 5.5 assists per game before retiring from high school basketball three games into her sophomore season
- Did not play high school basketball after her freshman season, but continued training with her father and playing with AAU club teams
- Ranked No. 31 overall by Blue Star Report and No. 33 overall and No. 7 at her position by ESPN Hoopgurlz

2015-16 GAME-BY-GAME:

| Opponent | GS | FG-FGA | 3FG-3FGA | FT-FTA | Off-Def | Total Reb | PF | Points | A | TO | Blk | Stl | Min |
|------------|----|--------|----------|--------|---------|-----------|----|--------|---|----|-----|-----|-----|
| Mid Tenn | * | 3-9 | 1-4 | 3-4 | 1-4 | 5 | 3 | 10 | 3 | 6 | 0 | 3 | 33 |
| NORFOLK ST | * | 4-11 | 2-7 | 0-0 | 0-2 | 2 | 1 | 10 | 2 | 1 | 0 | 4 | 28 |
| Auburn | * | 5-14 | 2-7 | 2-3 | 0-1 | 1 | 1 | 14 | 1 | 0 | 0 | 2 | 31 |
| LONGWOOD | * | 3-10 | 0-3 | 6-8 | 1-1 | 2 | 2 | 12 | 3 | 0 | 0 | 3 | 21 |
| Green Bay | * | 7-13 | 3-8 | 8-8 | 0-4 | 4 | 1 | 25 | 2 | 4 | 0 | 0 | 38 |
| Rutgers | * | 4-18 | 2-9 | 0-0 | 0-2 | 2 | 1 | 10 | 2 | 2 | 1 | 0 | 36 |
| Tulane | * | 2-7 | 1-4 | 0-0 | 0-4 | 4 | 4 | 5 | 1 | 1 | 0 | 1 | 30 |
| IOWA | | | | | | | | | | | | | |
| NJIT | | | | | | | | | | | | | |
| BOWLING GR | | | | | | | | | | | | | |
| CHAR SOUTH | | | | | | | | | | | | | |
| Ohio State | | | | | | | | | | | | | |
| COPPIN | | | | | | | | | | | | | |
| RICHMOND | | | | | | | | | | | | | |
| MIAMI | | | | | | | | | | | | | |
| NOTRE DAME | | | | | | | | | | | | | |
| Wake | | | | | | | | | | | | | |
| LOUISVILLE | | | | | | | | | | | | | |
| G Tech | | | | | | | | | | | | | |
| at FSU | | | | | | | | | | | | | |
| PITT | | | | | | | | | | | | | |
| NC State | | | | | | | | | | | | | |
| Duke | | | | | | | | | | | | | |
| VT | | | | | | | | | | | | | |
| SYRACUSE | | | | | | | | | | | | | |
| at BC | | | | | | | | | | | | | |
| Louisville | | | | | | | | | | | | | |
| CLEMSON | | | | | | | | | | | | | |
| UNC | | | | | | | | | | | | | |
| VTech | | | | | | | | | | | | | |

CAREER STATISTICS

| Year | G-GS | Min/Avg | FG-FGA | Pct. | 3FG-A | Pct. | FT-FTA | Pct. | O-D | T | Avg. | Pf-DQ | Ast | TO | Blk | St | Pts | Avg |
|---------|-------|-----------|---------|------|--------|------|--------|------|------|----|------|-------|-----|-----|-----|----|-----|------|
| 2014-15 | 31-31 | 1028/33.2 | 130-293 | .444 | 61-148 | .412 | 47-56 | .839 | 4-64 | 68 | 2.2 | 62-0 | 74 | 89 | 4 | 34 | 368 | 11.9 |
| 2015-16 | 7-7 | 217/31.0 | 28-82 | .341 | 11-42 | .262 | 19-23 | .826 | 2-18 | 20 | 2.9 | 13-0 | 14 | 14 | 1 | 13 | 86 | 12.3 |
| TOTAL | 38-38 | 1245/32.8 | 158-375 | .421 | 72-190 | .379 | 66-79 | .835 | 6-82 | 88 | 2.3 | 75-0 | 88 | 103 | 5 | 47 | 454 | 11.9 |

SINGLE GAME BESTS

POINTS

Season: 25 vs Green Bay (11/26)
Career: 25 vs Green Bay (11/26/15)

REBOUNDS

Season: 5 at Middle Tennessee (11/13)
Career: 7 vs Drexel (12/29/14)

FG MADE

Season: 7 vs Green Bay (11/26)
Career: 8 (2x) last vs ODU (3/19/15)

FG ATTEMPTS

Season: 14 at Auburn (11/19)
Career: 15 vs BC (01/15/15)

3 PT FG MADE

Season: 3 vs Green Bay (11/26)
Career: 6 vs NC State (01/29/15)

3 PT FG ATTEMPTS

Season: 8 vs Green Bay (11/26)
Career: 10 (2x) last vs BC (01/15/15)

3 PT FG PERCENTAGE

Season:
Career: 6-6 vs NC State (01/29/15)*

FT MADE

Season: 8 vs Green Bay (11/26)
Career: 8 (2x) last vs Green Bay (11/26/15)

FT ATTEMPTS

Season: 8 (2x)
Career: 8

FT PERCENTAGE

Season: 8-8 vs Green Bay (11/26)
Career: 8-8 last vs Green Bay (11/26/15)

ASSISTS

Season: 3
Career: 6 vs ODU (3/19/15)

BLOCKS

Season:
Career: 1 (multiple)

STEALS

Season: 4 vs Norfolk State (11/16)
Career: 5 at FIU (11/30/14)

DOUBLE DOUBLES

Season:
Career:

*Denotes school record

**2015-16 Virginia Women's Basketball
Virginia Combined Team Statistics (as of Nov 28, 2015)
All games**

| RECORD: | OVERALL | HOME | AWAY | NEUTRAL |
|----------------|----------------|-------------|-------------|----------------|
| ALL GAMES | 5-2 | 2-0 | 2-0 | 1-2 |
| CONFERENCE | 0-0 | 0-0 | 0-0 | 0-0 |
| NON-CONFERENCE | 5-2 | 2-0 | 2-0 | 1-2 |

| # | Player | gp-gs | min | avg | Total | | 3-Point | | F-Throw | | Rebounds | | | | | pts | avg | | | | | |
|----------------|------------------|-------|------|------|---------|-------|---------|------|---------|-------|----------|-----|-----|------|-----|-----|-----|-----|----|----|-----|------|
| | | | | | fg-fga | fg% | 3fg-fga | 3fg% | ft-fa | ft% | off | def | tot | avg | pf | | | dq | a | to | blk | stl |
| 20 | Faith Randolph | 7-7 | 186 | 26.6 | 33-74 | .446 | 8-23 | .348 | 18-22 | .818 | 6 | 27 | 33 | 4.7 | 14 | 1 | 16 | 11 | 2 | 5 | 92 | 13.1 |
| 01 | Mikayla Venson | 7-7 | 217 | 31.0 | 28-82 | .341 | 11-42 | .262 | 19-23 | .826 | 2 | 18 | 20 | 2.9 | 13 | 0 | 14 | 14 | 1 | 13 | 86 | 12.3 |
| 23 | Aliyah Huland El | 7-0 | 160 | 22.9 | 26-60 | .433 | 4-25 | .160 | 18-23 | .783 | 15 | 13 | 28 | 4.0 | 14 | 0 | 9 | 14 | 6 | 11 | 74 | 10.6 |
| 21 | Lauren Moses | 7-7 | 176 | 25.1 | 27-62 | .435 | 0-0 | .000 | 16-24 | .667 | 20 | 25 | 45 | 6.4 | 24 | 1 | 10 | 11 | 3 | 16 | 70 | 10.0 |
| 12 | Breyana Mason | 7-7 | 228 | 32.6 | 27-55 | .491 | 3-11 | .273 | 10-14 | .714 | 7 | 14 | 21 | 3.0 | 9 | 0 | 14 | 10 | 1 | 15 | 67 | 9.6 |
| 10 | J'Kyra Brown | 7-0 | 101 | 14.4 | 10-35 | .286 | 4-16 | .250 | 13-16 | .813 | 2 | 13 | 15 | 2.1 | 11 | 0 | 10 | 12 | 1 | 0 | 37 | 5.3 |
| 32 | Mone Jones | 7-0 | 140 | 20.0 | 12-28 | .429 | 0-1 | .000 | 10-14 | .714 | 14 | 10 | 24 | 3.4 | 18 | 0 | 5 | 14 | 4 | 7 | 34 | 4.9 |
| 00 | Debra Ferguson | 3-0 | 25 | 8.3 | 3-6 | .500 | 0-0 | .000 | 2-2 | 1.000 | 1 | 3 | 4 | 1.3 | 6 | 0 | 0 | 2 | 2 | 0 | 8 | 2.7 |
| 44 | Sydney Umeri | 7-7 | 154 | 22.0 | 6-21 | .286 | 0-0 | .000 | 2-2 | 1.000 | 9 | 20 | 29 | 4.1 | 21 | 1 | 5 | 7 | 3 | 6 | 14 | 2.0 |
| 13 | Emily Battle | 2-0 | 3 | 1.5 | 1-1 | 1.000 | 0-0 | .000 | 0-0 | .000 | 0 | 1 | 1 | 0.5 | 0 | 0 | 0 | 0 | 0 | 0 | 2 | 1.0 |
| 02 | Jae'Lisa Allen | 2-0 | 10 | 5.0 | 0-3 | .000 | 0-0 | .000 | 0-0 | .000 | 1 | 0 | 1 | 0.5 | 3 | 0 | 0 | 1 | 0 | 0 | 0 | 0.0 |
| Team | | | | | | | | | | | 21 | 20 | 41 | | | | 4 | | | | | |
| Total..... | | 7 | 1400 | | 173-427 | .405 | 30-118 | .254 | 108-140 | .771 | 98 | 164 | 262 | 37.4 | 133 | 3 | 83 | 100 | 23 | 73 | 484 | 69.1 |
| Opponents..... | | 7 | 1400 | | 143-384 | .372 | 29-109 | .266 | 85-130 | .654 | 93 | 163 | 256 | 36.6 | 129 | - | 66 | 140 | 28 | 42 | 400 | 57.1 |

| TEAM STATISTICS | VA | OPP | Date | Opponent | Score | Att. |
|------------------------|-----------|------------|---------------------|---------------------|--------------|-------------|
| SCORING | 484 | 400 | 11/13/15 | at Middle Tennessee | w 70-66 | 5613 |
| Points per game | 69.1 | 57.1 | 11/16/15 | NORFOLK STATE | w 86-50 | 0 |
| Scoring margin | +12.0 | - | 11/19/15 | at Auburn | w 69-52 | 1675 |
| FIELD GOALS-ATT | 173-427 | 143-384 | 11/22/15 | LONGWOOD | w 81-46 | 3616 |
| Field goal pct | .405 | .372 | 11/26/15 | vs Green Bay | w 68-59 | 0 |
| 3 POINT FG-ATT | 30-118 | 29-109 | 11/27/15 | vs Rutgers | L 48-60 | 0 |
| 3-pt FG pct | .254 | .266 | 11/28/15 | vs Tulane | L 62-67 | 0 |
| 3-pt FG made per game | 4.3 | 4.1 | * - Conference game | | | |
| FREE THROWS-ATT | 108-140 | 85-130 | | | | |
| Free throw pct | .771 | .654 | | | | |
| F-Throws made per game | 15.4 | 12.1 | | | | |
| REBOUNDS | 262 | 256 | | | | |
| Rebounds per game | 37.4 | 36.6 | | | | |
| Rebounding margin | +0.9 | - | | | | |
| ASSISTS | 83 | 66 | | | | |
| Assists per game | 11.9 | 9.4 | | | | |
| TURNOVERS | 100 | 140 | | | | |
| Turnovers per game | 14.3 | 20.0 | | | | |
| Turnover margin | +5.7 | - | | | | |
| Assist/turnover ratio | 0.8 | 0.5 | | | | |
| STEALS | 73 | 42 | | | | |
| Steals per game | 10.4 | 6.0 | | | | |
| BLOCKS | 23 | 28 | | | | |
| Blocks per game | 3.3 | 4.0 | | | | |
| ATTENDANCE | 3616 | 7288 | | | | |
| Home games-Avg/Game | 2-1808 | 2-3644 | | | | |
| Neutral site-Avg/Game | - | 3-0 | | | | |

| Score by Periods | 1st | 2nd | 3rd | 4th | Totals |
|-------------------------|------------|------------|------------|------------|---------------|
| Virginia | 110 | 132 | 128 | 114 | 484 |
| Opponents | 100 | 85 | 86 | 129 | 400 |

Official Basketball Box Score -- Game Totals -- Final Statistics
Virginia vs Middle Tennessee
11/13/15 6:30 PM at Murfreesboro, Tenn.

Virginia 70 • 1-0
Box score table for Virginia vs Middle Tennessee. Includes columns for Player, FG-FGA, 3-Ptr, Rebounds, PF, TP, A TO Blk Stl, Min, and Team totals.

Middle Tennessee 66 • 0-1
Box score table for Middle Tennessee vs Virginia. Includes columns for Player, FG-FGA, 3-Ptr, Rebounds, PF, TP, A TO Blk Stl, Min, and Team totals.

Officials: Marla Gearhart, Charlie Hust, Doug Knight
Technical fouls: Virginia-None. Middle Tennessee-None.
Attendance: 5613
Score by periods table and game statistics.

Official Basketball Box Score -- Game Totals -- Final Statistics
Norfolk State vs Virginia
11/16/15 7 p.m. at JPJ Arena, Charlottesville, Va.

Norfolk State 50 • 0-2
Box score table for Norfolk State vs Virginia. Includes columns for Player, FG-FGA, 3-Ptr, Rebounds, PF, TP, A TO Blk Stl, Min, and Team totals.

Virginia 86 • 2-0
Box score table for Virginia vs Norfolk State. Includes columns for Player, FG-FGA, 3-Ptr, Rebounds, PF, TP, A TO Blk Stl, Min, and Team totals.

Officials: Denise Brooks, Luis Gonzalez, Rashan Michel
Technical fouls: Norfolk State-None. Virginia-None.
Attendance:
Score by periods table and game statistics.

Official Basketball Box Score -- Game Totals -- Final Statistics
Virginia vs Auburn
11/19/15 6:00 pm at Auburn Arena -- Auburn, Ala.

Virginia 69 • 3-0
Box score table for Virginia vs Auburn. Includes columns for Player, FG-FGA, 3-Ptr, Rebounds, PF, TP, A TO Blk Stl, Min, and Team totals.

Auburn 52 • 2-1
Box score table for Auburn vs Virginia. Includes columns for Player, FG-FGA, 3-Ptr, Rebounds, PF, TP, A TO Blk Stl, Min, and Team totals.

Officials: Eric Brewton, Dawn Marsh, Ed Sidlasky
Technical fouls: Virginia-None. Auburn-None.
Attendance: 1675
Score by periods table and game statistics.

Official Basketball Box Score -- Game Totals -- Final Statistics
Longwood vs Virginia
11/22/15 2 p.m. at JPJ Arena, Charlottesville, Va.

Longwood 46 • 0-3
Box score table for Longwood vs Virginia. Includes columns for Player, FG-FGA, 3-Ptr, Rebounds, PF, TP, A TO Blk Stl, Min, and Team totals.

Virginia 81 • 4-0
Box score table for Virginia vs Longwood. Includes columns for Player, FG-FGA, 3-Ptr, Rebounds, PF, TP, A TO Blk Stl, Min, and Team totals.

Officials: Joe Cunningham, Lawson Newton, Brandon Enterline
Technical fouls: Longwood-None. Virginia-None.
Attendance: 3616
Score by periods table and game statistics.

Official Basketball Box Score -- Game Totals -- Final Statistics

Virginia vs Green Bay
11/26/15 2:00 p.m.AST at St. Thomas, U.S. Virgin Islands

Virginia 68 • 4-0

| # | Player | Total | | 3-Ptr | | Rebounds | | | PF | TP | A | TO | Blk | Stl | Min |
|----|------------------|-------|-------|-------|-------|----------|-----|-----|----|----|---|----|-----|-----|-----|
| | | FG | FGA | FG | FGA | FT | FTA | Off | | | | | | | |
| 21 | Lauren Moses | f | 1-7 | 0-0 | 1-2 | 3 | 5 | 8 | 4 | 3 | 2 | 2 | 0 | 2 | 27 |
| 44 | Sydney Umeri | f | 1-2 | 0-0 | 0-0 | 2 | 3 | 5 | 4 | 2 | 0 | 1 | 1 | 0 | 18 |
| 01 | Mikayla Venson | g | 7-13 | 3-8 | 8-8 | 0 | 4 | 4 | 1 | 25 | 2 | 4 | 0 | 0 | 38 |
| 12 | Breyana Mason | g | 5-7 | 0-1 | 6-6 | 1 | 1 | 2 | 1 | 16 | 1 | 2 | 0 | 0 | 40 |
| 20 | Faith Randolph | g | 6-9 | 1-3 | 2-2 | 0 | 3 | 3 | 3 | 15 | 1 | 2 | 0 | 1 | 34 |
| 10 | J'Kyra Brown | | 0-2 | 0-1 | 2-2 | 0 | 0 | 0 | 2 | 2 | 0 | 1 | 0 | 0 | 12 |
| 23 | Aliyah Huland El | | 1-6 | 0-3 | 3-4 | 0 | 1 | 1 | 1 | 5 | 0 | 1 | 0 | 0 | 16 |
| 32 | Mone Jones | | 0-1 | 0-0 | 0-0 | 0 | 0 | 0 | 4 | 0 | 2 | 2 | 1 | 0 | 15 |
| | Team | | | | | 2 | 1 | 3 | | | | 1 | | | |
| | Totals | | 21-47 | 4-16 | 22-24 | 8 | 18 | 26 | 20 | 68 | 8 | 16 | 2 | 8 | 200 |

FG % 1st Half: 9-24 37.5% 2nd half: 12-23 52.2% Game: 21-47 44.7%
 3FG % 1st Half: 3-10 30.0% 2nd half: 1-6 16.7% Game: 4-16 25.0%
 FT % 1st Half: 6-8 75.0% 2nd half: 16-16 100.0% Game: 22-24 91.7%

Deadball Rebounds 2,2

Green Bay 59 • 2-1

| # | Player | Total | | 3-Ptr | | Rebounds | | | PF | TP | A | TO | Blk | Stl | Min |
|----|--------------------|-------|-------|-------|-------|----------|-----|-----|----|----|----|----|-----|-----|-----|
| | | FG | FGA | FG | FGA | FT | FTA | Off | | | | | | | |
| 33 | WEITZER, Lexi | f | 3-4 | 0-0 | 0-2 | 0 | 2 | 2 | 3 | 6 | 1 | 0 | 1 | 0 | 20 |
| 02 | BUCK, Tasha | g | 7-11 | 5-8 | 5-6 | 0 | 3 | 3 | 1 | 24 | 1 | 4 | 0 | 1 | 37 |
| 04 | LUKAN, Kaili | g | 3-9 | 0-1 | 3-4 | 1 | 4 | 5 | 3 | 9 | 3 | 5 | 0 | 1 | 38 |
| 10 | KRAKER, Mehryn | g | 3-7 | 1-4 | 1-2 | 1 | 0 | 1 | 3 | 8 | 0 | 1 | 0 | 1 | 19 |
| 24 | LeCLAIRE, Allie | g | 2-11 | 0-4 | 3-4 | 2 | 0 | 2 | 3 | 7 | 6 | 4 | 0 | 0 | 32 |
| 01 | WELLNITZ, Jen | | 1-2 | 0-1 | 0-0 | 0 | 1 | 1 | 4 | 2 | 1 | 1 | 0 | 0 | 9 |
| 24 | LINDSTROM, Jessica | | 1-3 | 0-0 | 1-2 | 4 | 6 | 10 | 2 | 3 | 0 | 3 | 0 | 0 | 27 |
| 41 | MONKE, Mariah | | 0-0 | 0-0 | 1-0 | 1 | 0 | 1 | 3 | 0 | 0 | 2 | 0 | 0 | 10 |
| 55 | TERRY, Sam | | 0-2 | 0-1 | 0-0 | 0 | 0 | 0 | 1 | 0 | 0 | 0 | 0 | 0 | 8 |
| | Team | | | | | 3 | 2 | 5 | | | | 2 | | | |
| | Totals | | 20-49 | 6-19 | 13-20 | 12 | 18 | 30 | 23 | 59 | 12 | 22 | 1 | 3 | 200 |

FG % 1st Half: 12-24 50.0% 2nd half: 8-25 32.0% Game: 20-49 40.8%
 3FG % 1st Half: 4-9 44.4% 2nd half: 2-10 20.0% Game: 6-19 31.6%
 FT % 1st Half: 8-11 72.7% 2nd half: 5-9 55.6% Game: 13-20 65.0%

Deadball Rebounds 4

Officials: Dee Kanter, Geraldine Smith, Ryan Durham
 Technical fouls: Virginia-None. Green Bay-None.
 Attendance:
 2015 Paradise Jam Women's Basketball Tournament.
 ISLAND DIVISION

| Score by periods | 1st | 2nd | 3rd | 4th | Total |
|------------------|-----|-----|-----|-----|-------|
| Virginia | 14 | 13 | 22 | 19 | 68 |
| Green Bay | 24 | 12 | 7 | 16 | 59 |

| | Points | In | Off | 2nd | Fast | Bench |
|----|--------|-------|-----|--------|-------|-------|
| | | Paint | T/O | Chance | Break | |
| VA | 68 | 8 | 10 | 6 | 2 | 7 |
| GB | 59 | 24 | 10 | 10 | 6 | 5 |

Last FG - VA 4th-02:03, GB 4th-00:43.
 Largest lead - VA by 13 4th-02:03, GB by 14 2nd-07:38.
 VA led for 12:59. GB led for 25:08. Game was tied for 01:53.

Score tied - 3 times.
Lead changed - 2 times.

Official Basketball Box Score -- Game Totals -- Final Statistics

Tulane vs Virginia
11/28/15 2:00 p.m.AST at St. Thomas, U.S. Virgin Islands

Tulane 67 • 4-3

| # | Player | Total | | 3-Ptr | | Rebounds | | | PF | TP | A | TO | Blk | Stl | Min |
|----|-------------------|-------|-------|-------|-------|----------|-----|-----|----|----|----|----|-----|-----|-----|
| | | FG | FGA | FG | FGA | FT | FTA | Off | | | | | | | |
| 30 | JONES, Tierra | f | 3-5 | 0-0 | 6-6 | 1 | 2 | 3 | 4 | 12 | 1 | 1 | 0 | 1 | 28 |
| 45 | DURU, Chinwe | c | 3-4 | 0-0 | 2-3 | 4 | 2 | 6 | 4 | 8 | 1 | 2 | 0 | 0 | 22 |
| 03 | MORGAN, Kolby | g | 7-16 | 4-8 | 3-4 | 2 | 3 | 5 | 2 | 21 | 3 | 3 | 1 | 1 | 37 |
| 11 | VORPAHL, Leslie | g | 3-9 | 1-5 | 0-0 | 0 | 8 | 8 | 3 | 7 | 4 | 4 | 0 | 1 | 36 |
| 33 | LATHAM, Courtnie | g | 2-8 | 0-0 | 1-2 | 1 | 3 | 4 | 1 | 5 | 1 | 1 | 0 | 1 | 23 |
| 01 | HARDING, Shakira | | 0-0 | 0-0 | 0-0 | 0 | 0 | 0 | 0 | 0 | 0 | 0 | 0 | 0 | 1 |
| 14 | EMERY, Taylor | | 3-6 | 1-3 | 2-4 | 0 | 3 | 3 | 0 | 9 | 4 | 1 | 1 | 1 | 25 |
| 22 | SCHULTE, Meredith | | 0-0 | 0-0 | 0-0 | 2 | 0 | 2 | 1 | 0 | 0 | 1 | 0 | 0 | 6 |
| 25 | WYATT, Harlyn | | 2-4 | 0-0 | 1-2 | 2 | 4 | 6 | 2 | 5 | 0 | 3 | 0 | 0 | 22 |
| | Team | | | | | 0 | 1 | 1 | | | | 1 | | | |
| | Totals | | 23-52 | 6-16 | 15-21 | 12 | 26 | 38 | 17 | 67 | 14 | 16 | 2 | 5 | 200 |

FG % 1st Half: 10-29 34.5% 2nd half: 13-23 56.5% Game: 23-52 44.2%
 3FG % 1st Half: 3-8 37.5% 2nd half: 3-8 37.5% Game: 6-16 37.5%
 FT % 1st Half: 2-2 100.0% 2nd half: 13-19 68.4% Game: 15-21 71.4%

Deadball Rebounds 5,2

Virginia 62 • 5-2

| # | Player | Total | | 3-Ptr | | Rebounds | | | PF | TP | A | TO | Blk | Stl | Min |
|----|------------------|-------|-------|-------|-------|----------|-----|-----|----|----|----|----|-----|-----|-----|
| | | FG | FGA | FG | FGA | FT | FTA | Off | | | | | | | |
| 44 | Sydney Umeri | f | 2-3 | 0-0 | 0-0 | 1 | 3 | 4 | 4 | 4 | 0 | 2 | 1 | 1 | 25 |
| 01 | Mikayla Venson | g | 2-7 | 1-4 | 0-0 | 0 | 4 | 4 | 4 | 5 | 1 | 1 | 0 | 1 | 30 |
| 12 | Breyana Mason | g | 2-9 | 2-5 | 3-5 | 0 | 2 | 2 | 2 | 9 | 3 | 0 | 0 | 1 | 31 |
| 20 | Faith Randolph | g | 6-20 | 1-5 | 5-5 | 0 | 1 | 1 | 0 | 18 | 2 | 0 | 0 | 0 | 34 |
| 21 | Lauren Moses | g | 5-11 | 0-0 | 0-0 | 4 | 0 | 4 | 5 | 10 | 2 | 4 | 1 | 1 | 26 |
| 10 | J'Kyra Brown | | 0-1 | 0-0 | 0-0 | 0 | 0 | 0 | 0 | 0 | 1 | 1 | 0 | 0 | 5 |
| 23 | Aliyah Huland El | | 3-5 | 1-2 | 2-2 | 6 | 4 | 10 | 3 | 9 | 1 | 3 | 0 | 0 | 25 |
| 32 | Mone Jones | | 2-7 | 0-1 | 3-4 | 1 | 1 | 2 | 3 | 7 | 1 | 2 | 0 | 3 | 24 |
| | Team | | | | | 2 | 3 | 5 | | | | 1 | | | |
| | Totals | | 22-63 | 5-17 | 13-16 | 14 | 18 | 32 | 21 | 62 | 11 | 14 | 2 | 7 | 200 |

FG % 1st Half: 9-25 36.0% 2nd half: 13-38 34.2% Game: 22-63 34.9%
 3FG % 1st Half: 1-6 16.7% 2nd half: 4-11 36.4% Game: 5-17 29.4%
 FT % 1st Half: 5-6 83.3% 2nd half: 8-10 80.0% Game: 13-16 81.3%

Deadball Rebounds 2

Officials: Barb Smith, Brian Garland, Missy Brooks
 Technical fouls: Tulane-None. Virginia-None.
 Attendance:
 2015 U.S. Virgin Islands Paradise Jam Women's Basketball Tournament
 ISLAND DIVISION
 Presented By Basketball Travelers

| Score by periods | 1st | 2nd | 3rd | 4th | Total |
|------------------|-----|-----|-----|-----|-------|
| Tulane | 16 | 9 | 17 | 25 | 67 |
| Virginia | 7 | 17 | 21 | 17 | 62 |

| | Points | In | Off | 2nd | Fast | Bench |
|-----|--------|-------|-----|--------|-------|-------|
| | | Paint | T/O | Chance | Break | |
| TLN | 67 | 28 | 10 | 11 | 8 | 14 |
| VA | 62 | 20 | 20 | 13 | 6 | 16 |

Last FG - TLN 4th-02:19, VA 4th-00:06.
 Largest lead - TLN by 11 1st-00:43, VA by 3 3rd-01:01.
 TLN led for 33:53. VA led for 03:08. Game was tied for 02:50.

Score tied - 3 times.
Lead changed - 4 times.

Official Basketball Box Score -- Game Totals -- Final Statistics

Rutgers vs Virginia
11/27/15 4:15 p.m.AST at St. Thomas, U.S. Virgin Islands

Rutgers 60 • 4-2

| # | Player | Total | | 3-Ptr | | Rebounds | | | PF | TP | A | TO | Blk | Stl | Min |
|----|--------------------|-------|-------|-------|-------|----------|-----|-----|----|----|----|----|-----|-----|-----|
| | | FG | FGA | FG | FGA | FT | FTA | Off | | | | | | | |
| 02 | COPPER, Kahleah | f | 7-12 | 1-1 | 6-9 | 1 | 7 | 8 | 1 | 21 | 0 | 3 | 2 | 1 | 37 |
| 43 | BUTTS, Ariel | f | 5-5 | 0-0 | 0-1 | 1 | 6 | 7 | 3 | 10 | 0 | 3 | 0 | 0 | 19 |
| 01 | HOLLIVAY, Rachael | c | 2-3 | 0-0 | 2-2 | 2 | 3 | 5 | 4 | 6 | 1 | 1 | 4 | 0 | 23 |
| 03 | SCAIFE, Tyler | g | 2-7 | 0-0 | 2-2 | 0 | 5 | 5 | 0 | 6 | 4 | 2 | 0 | 0 | 38 |
| 04 | CANTY, Bryiona | g | 2-5 | 0-0 | 0-0 | 0 | 8 | 8 | 4 | 4 | 6 | 5 | 0 | 3 | 35 |
| 05 | PARKER, Shrita | | 4-5 | 2-2 | 1-2 | 0 | 1 | 1 | 3 | 11 | 0 | 0 | 0 | 1 | 29 |
| 12 | SANDERS, Khadaizha | | 0-4 | 0-1 | 2-2 | 0 | 1 | 1 | 0 | 2 | 1 | 1 | 0 | 0 | 13 |
| 32 | KEELING, Desiree | | 0-0 | 0-0 | 0-0 | 0 | 1 | 1 | 1 | 0 | 0 | 1 | 0 | 0 | 3 |
| 40 | HARRIS, Victoria | | 0-0 | 0-0 | 0-0 | 1 | 0 | 1 | 3 | 0 | 0 | 0 | 0 | 0 | 3 |
| | Team | | | | | 0 | 1 | 1 | | | | 3 | | | |
| | Totals | | 22-41 | 3-4 | 13-18 | 5 | 33 | 38 | 19 | 60 | 12 | 19 | 6 | 5 | 200 |

FG % 1st Half: 12-24 50.0% 2nd half: 10-17 58.8% Game: 22-41 53.7%
 3FG % 1st Half: 2-2 100.0% 2nd half: 1-2 50.0% Game: 3-4 75.0%
 FT % 1st Half: 3-5 60.0% 2nd half: 10-13 76.9% Game: 13-18 72.2%

Deadball Rebounds 2

Virginia 48 • 5-1

| # | Player | Total | | 3-Ptr | | Rebounds | | | PF | TP | A | TO | Blk | Stl | Min |
|----|----------------|-------|------|-------|------|----------|-----|-----|----|----|---|----|-----|-----|-----|
| | | FG | FGA | FG | FGA | FT | FTA | Off | | | | | | | |
| 21 | Lauren Moses | f | 7-11 | 0-0 | 4-10 | 2 | 5 | 7 | 3 | 18 | 0 | 1 | 1 | 2 | 37 |
| 44 | Sydney Umeri | f | 2-6 | 0-0 | 2-2 | 1 | 3 | 4 | 2 | 6 | 1 | 1 | 0 | 0 | 25 |
| 01 | Mikayla Venson | g | 4-18 | 2-9 | 0-0 | 0 | 2 | 2 | 1 | 10 | 2 | 2 | 1 | 0 | 36 |
| 12 | Breyana Mason | g | 0-6 | 0-1 | 1-2 | 3 | 2 | 5 | 3 | 1 | 2 | 1 | 0</ | | |

2015-16 VIRGINIA SEASON RESULTS & LEADERS

| | | | | |
|-----------------------|----------------|-------------|-------------|----------------|
| RECORD: | OVERALL | HOME | AWAY | NEUTRAL |
| ALL GAMES | 5-2 | 2-0 | 2-0 | 1-1 |
| CONFERENCE | 0-0 | 0-0 | 0-0 | 0-0 |
| NON-CONFERENCE | 5-2 | 2-0 | 2-0 | 1-2 |

| UVA. | | | | | | | | | | |
|-------------|-------------|-----------------|--------------|------------|-------------|------------|----------------|--------------------|------------------|----------------------|
| Date | Rank | Opponent | Score | W/L | Rec. | ACC | Attend. | High Scorer | High Reb. | Opp. High Scr |
| 11/13 | --/RV | @Mid Tenn | 70-66 | W | 1-0 | 0-0 | 5613 | Moses 13 | Umeri 6 | Edwards 30 |
| 11/16 | --/RV | NORFOLK ST | 86-50 | W | 2-0 | 0-0 | 3495 | Randolph 17 | LM/FR 7 | Beslow 15 |
| 11/19 | --/RV | @Auburn | 69-52 | W | 3-0 | 0-0 | 1675 | Huland EI 20 | LM/SU/FR 6 | McKay 16 |
| 11/22 | --/RV | LONGWOOD | 81-46 | W | 4-0 | 0-0 | 3616 | Huland EI 20 | Moses 9 | Skersick 12 |
| 11/26 | --/RV | vs Green Bay | 68-59 | W | 5-0 | 0-0 | 488 | Venson 25 | Moses 8 | Buck 24 |
| 11/27 | --/RV | vs Rutgers | 60-48 | L | 5-1 | 0-0 | | Moses 18 | Moses 7 | Copper 21 |
| 11/28 | --/RV | vs Tulane | 67-62 | L | 5-2 | 0-0 | | Randolph 18 | Huland EI 10 | Morgan 21 |



2015-16 POINTS-REBS-ASSISTS

| OPPONENT | ALLEN | BATTLE | BROWN | FERGUSON | HULAND EL | JONES |
|------------------|--------------|---------------|--------------|-----------------|------------------|--------------|
| Middle Tennessee | DNP | DNP | 10-4-1 | 2-0-0 | 10-3-2 | 6-5-0 |
| NORFOLK ST | 0-1-0 | 2-1-0 | 11-2-3 | 4-3-0 | 10-2-2 | 10-6-1 |
| Auburn | DNP | DNP | 4-3-2 | DNP | 20-5-2 | 2-3-0 |
| LONGWOOD | 0-0-0 | 0-0-0 | 4-5-2 | 2-1-0 | 20-7-2 | 7-6-1 |
| Green Bay | DNP | DNP | 2-0-0 | DNP | 5-1-0 | 0-0-2 |
| Rutgers | DNP | DNP | 6-1-1 | DNP | 0-0-0 | 2-2-0 |
| Tulane | DNP | DNP | 0-0-1 | DNP | 9-10-1 | 7-2-1 |
| IOWA | | | | | | |
| NJIT | | | | | | |
| BOWLING GR | | | | | | |
| CHAR SOUTH | | | | | | |
| Ohio State | | | | | | |
| COPPIN | | | | | | |
| RICHMOND | | | | | | |
| MIAMI | | | | | | |
| NOTRE DAME | | | | | | |
| Wake Forest | | | | | | |
| LOUISVILLE | | | | | | |
| Georgia Tech | | | | | | |
| at FSU | | | | | | |
| PITT | | | | | | |
| NC State | | | | | | |
| Duke | | | | | | |
| VIRGINIA TECH | | | | | | |
| SYRACUSE | | | | | | |
| at BC | | | | | | |
| Louisville | | | | | | |
| CLEMSON | | | | | | |
| NORTH CAROLINA | | | | | | |
| VTech | | | | | | |

| OPPONENT | MASON | MOSES | PAYNE | RANDOLPH | UMERI | VENSON |
|------------------|---------------|---------------|--------------|-----------------|--------------|---------------|
| Middle Tennessee | 11-2-2 | 13-4-2 | INJ | 8-5-0 | 0-6-2 | 10-5-3 |
| NORFOLK ST | 10-3-3 | 12-7-1 | INJ | 17-7-4 | 0-1-0 | 10-2-2 |
| Auburn | 6-1-2 | 8-6-1 | INJ | 15-6-4 | 0-6-1 | 14-1-1 |
| LONGWOOD | 14-6-1 | 6-9-2 | INJ | 14-8-3 | 2-3-1 | 12-2-3 |
| Green Bay | 16-2-1 | 3-8-2 | INJ | 15-3-1 | 2-5-0 | 25-4-2 |
| Rutgers | 1-5-2 | 18-7-0 | INJ | 5-3-2 | 6-4-1 | 10-2-2 |
| Tulane | 9-2-3 | 10-4-2 | INJ | 18-1-2 | 4-4-0 | 5-4-1 |
| IOWA | | | | | | |
| NJIT | | | | | | |
| BOWLING GR | | | | | | |
| CHAR SOUTH | | | | | | |
| Ohio State | | | | | | |
| COPPIN | | | | | | |
| RICHMOND | | | | | | |
| MIAMI | | | | | | |
| NOTRE DAME | | | | | | |
| Wake Forest | | | | | | |
| LOUISVILLE | | | | | | |
| Georgia Tech | | | | | | |
| at FSU | | | | | | |
| PITT | | | | | | |
| NC State | | | | | | |
| Duke | | | | | | |
| VIRGINIA TECH | | | | | | |
| SYRACUSE | | | | | | |
| at BC | | | | | | |
| Louisville | | | | | | |
| CLEMSON | | | | | | |
| NORTH CAROLINA | | | | | | |
| VirginiaTech | | | | | | |



MISCELLANEOUS STATS

VIRGINIA

OPPONENT

Table with 2 columns: VIRGINIA and OPPONENT. Rows include Bench Points, FG Percentage- Home, FG Percentage- Road, FG Percentage- Neutral, Most Points - Quarter, Fewest Pints- Quarter, Most Points- Half, Fewest Points- Half, Largest Halftime Lead, and Longest Halftime Deficit.

VIRGINIA'S RECORD WHEN

Table with 1 column: VIRGINIA'S RECORD WHEN. Rows include Game decided by 10 pts or less, Leading at halftime, Trailing at halftime, Tied at halftime, Went into overtime, Leading by 10 or more points, Shot FG 50% or better, Shot FG less than 50%, Shot FG less than 40%, Shot FG 40% or better, Holding opponent under 60 pts, Scoring 30-39 points, Scoring 40-49 points, Scoring 50-59 points, Scoring 60-69 points, Scoring 70-79 points, Scoring 80-89 points, Scoring 90-100 points, Outrebounding opponent, Being outrebounded, Tied in rebounding, Have fewer TOs than opponent, and Committing 15 or less TOs.

SCORING BENCHMARKS

GAMES WITH 20 OR MORE POINTS IN 15-16

Table with 1 column: GAMES WITH 20 OR MORE POINTS IN 15-16. Rows include Aliyah Huland El and Mikayla Venson.

GAMES WITH 10 OR MORE POINTS IN 15-16

Table with 1 column: GAMES WITH 10 OR MORE POINTS IN 15-16. Rows include Mikayla Venson, Faith Randolph, Aliyah Huland El, Breyana Mason, Lauren Moses, J'Kyra Brown, and Moné Jones.

GAMES WITH 10 OR MORE REBOUNDS IN 15-16

Table with 1 column: GAMES WITH 10 OR MORE REBOUNDS IN 15-16. Row includes Aliyah Huland El.

DOUBLE DOUBLES IN 15-16

THE LAST TIME

VIRGINIA INDIVIDUALS

- **Two UVA players with double-doubles in the same game:** at Clemson 2/01/15 (Moses 15-10, Imovbioh 15-13)
- **Four players in double figures:** Norfolk State (Randolph 17, Moses 12, Brown 11, Venson 10, Mason 10, Huland El 10, Jones 10)
- **Five players in double figures:** Norfolk State (Randolph 17, Moses 12, Brown 11, Venson 10, Mason 10, Huland El 10, Jones 10)
- **Six players in double figures:** Norfolk State (Randolph 17, Moses 12, Brown 11, Venson 10, Mason 10, Huland El 10, Jones 10)
- **Seven players in double figures:** Norfolk State (Randolph 17, Moses 12, Brown 11, Venson 10, Mason 10, Huland El 10, Jones 10)
- **Scored 20-24 points:** 25, Mikayla Venson vs Green Bay, 11/26/15
- **Scored 25-29 points:** 25, Mikayla Venson vs Green Bay, 11/26/15
- **Scored 30-39 points:** 34, Monica Wright vs. Green Bay, 03/21/10
- **Scored 40-49 points:** **48, Mimi Kennedy at North Carolina, 01/15/98
- **A non-starter scored 20 or more points:** 24, Faith Randolph vs North Carolina 2/20/14
- **Two or more Hoos scored 20 or more points in the same game:** vs Louisville 03/01/15 (Randolph 23, Imovbioh 22)
- **Perfect from the field (5 attempts):** 7-7, Imovbioh vs Louisville 03/01/15
- **Perfect at FT line (10 attempts):** 11-11, Monica Wright vs North Carolina, 02/15/10
- **Perfect at FT line (9 attempts):** 9-9, Faith Randolph vs Louisville 03/01/15
- **Perfect at FT line (8 attempts):** 9-9, Faith Randolph vs Louisville 03/01/15
- **Had 20 Free throw attempts:** **20, Brandi Teamer at Wake Forest, 01/6/05
- **Had 15 rebounds:** 17, Sarah Imovbioh vs Louisville 03/01/15
- **Had 20 rebounds:** 24, Sarah Imovbioh vs Ohio State 11/14/14

- **Had 10 assists:** 11, Sharneé Zoll vs. Georgia Tech, 03/2/08
- **Had 6 steals:** 6, Kelsey Wolfe at Miami, 01/06/13
- **Blocked 5 shots:** 5, Jocelyn Logan-Friend at North Carolina, 02/24/05

VIRGINIA TEAM

- **UVA ranked in AP Top 25:** #22, 11/21/12
- **UVA ranked USA Today Top 25:** #22, 3/8/10
- **Played AP No. 1 team:** #1 Duke, L 79-58, 3/2/07
- **Defeated AP No. 1 team:** #1 Maryland, 75-74, 2/11/92
- **Defeated AP Top 10 team:** #8 Louisville, 75-59, 03/01/15
- **Defeated AP Top 25 team:** #8 Louisville, 75-59, 03/01/15

FIELD GOAL SHOOTING

- **Shot 50 percent:** .512 (21-41) vs Louisville 03/01/15
- **Shot 60 percent:** .623 (33-53) vs Georgia Tech, 3/02/08
- **Shot 70 percent:** **.700 (42-60) at Wake Forest, 1/07/87
- **Made 30-39 field goals:** 38 vs Longwood 12/16/14
- **Made 40-49 field goals:** 42 vs Wake Forest, 1/7/87
- **Made 50 field goals:** **54 vs Cleveland State, 11/29/95
- **Attempted 60-69 FG:** 63 vs Tulane 11/28/15
- **Attempted 70-79 FG:** 71 vs Delaware St, 12/6/14
- **Attempted 80 FG:** 85 at NC State, 2/10/11

THREE-POINT SHOOTING

- **Shot 50 percent:** .750 (6-8) vs Louisville 03/01/15
- **Shot 60 percent:** .750 (6-8) vs Louisville 03/01/15
- **Shot 70 percent:** .750 (6-8) vs Louisville 03/01/15
- **Shot 80 percent:** .857 (6-7) vs St. John's, 03/19/88
- **Made 10 three-pt. field goals:** 10 at Clemson 2/01/15
- **Attempted 20 three-pt. FG:** 26 (made 13) vs BC 1/15/15

FREE THROW SHOOTING

- **Shot 80 percent:** .917 (22-24) vs Green Bay, 11/26/15
- **Shot 90 percent:** .917 (22-24) vs Green Bay, 11/26/15
- **Shot 100 percent:** 6-6 vs. Duke, 02/8/13
- **Made 20-29 free throws:** 27 vs Louisville 03/01/15
- **Made 30-39 free throws:** 30 vs. North Carolina, 02/20/14
- **Attempted 30-39 FT:** 33 vs Louisville

03/01/15

- **Attempted 40-49 FT:** 44 vs. Indiana, 11/26/09
- **Attempted 50+ FT:** **54 at Wake Forest, 01/6/05

SCORING

- **Scored 80 points:** 91 vs Longwood 12/16/14
- **Scored 90 points:** 91 vs Longwood 12/16/14
- **Scored 100 points:** 100 vs Delaware St, 12/6/14

REBOUNDING

- **Had 50 rebounds:** 51 vs Ohio State 11/14/14
- **Had 60 rebounds:** 63 at Alabama, 12/21/12
- **Had 70 rebounds:** **77 vs. Rider, 12/19/96

ASSISTS

- **Had 20 assists:** 23 vs Delaware St, 12/6/14
- **Had 30 assists:** **37 vs. Cleveland State, 11/29/95

STEALS

- **Had 15 steals:** 15 at Middle Tenn, 11/13/15
- **Had 20 steals:** 22 vs UMES, 12/17/13
- **Had 25 steals:** 26 vs. Clemson, 02/12/12
- **UVA forced 30 turnovers:** 35 vs. UMES, 12/17/13
- **UVA committed 30 turnovers:** 32 at Alabama, 12/21/12

MISCELLANEOUS

- **UVA in OT:** L, 68-63 at Pitt 2/19/15
- **UVA in 2OT:** L, 73-70 at Alabama, 12/21/12
- **UVA in 3OT:** W, 105-100 at North Carolina, 01/15/98
- **UVA shot 60% from the floor in first half:** .621 (18-29) at Clemson 2/01/15
- **UVA shot 60% from the floor in second half:** .639 (23-36) vs Longwood 12/16/14
- **UVA shot less than 20% from floor first half:** .192 (5-26) at Maryland, 12/06/12
- **UVA shot less than 30% from floor first half:** .256 (10-39) at Syracuse, 01/11/15
- **UVA shot less than 30% from floor 2nd half:** .294 (10-34) at Clemson 2/01/15
- **UVA scored less than 15 points in first half:** 13 at Florida State, 01/8/06
- **UVA held opp to less than 15 points first half:** 14 vs. Virginia Tech, 01/03/13
- **UVA held opp to less than 10 points first half:** 6 vs. Norfolk State, 12/28/12
- **UVA held opponent to less than 30 points:** 23 vs. Norfolk State, 12/28/12
- **UVA failed to make at least one three-pointer:** 0-10 vs. Kansas State, 11/29/13
- **Opponent failed to make at least one three-pointer:** 0-9 at Louisville, 01/18/15

**school record



00

DEBRA FERGUSON

Center • Freshman
6-4
Amherst County High
Madison Heights, Va.



1

MIKAYLA VENSON

Guard • Sophomore
5-7
Yorktown High
Arlington, Va.



2

JAE'LISA ALLEN

Forward • Sophomore
6-2
White Hall High
Pine Bluff, Ark.



10

J'KYRA BROWN

Guard • Redshirt Sophomore
5-11
Rocky Mount High
East Carolina Univ.
Rocky Mount, N.C.



12

BREYANA MASON


Guard • Junior
5-8
Forest Park High
Woodbridge, Va.



13

EMILY BATTLE

Forward • Freshman
6-1
St. Anne's-Belfield
Charlottesville, Va.



20

FAITH RANDOLPH

Guard • Senior
5-10
Our Lady of Good Counsel
Derwood, Md.



21

LAUREN MOSES

Forward • Sophomore
6-2
Rancocas High
Mount Holly, N.J.



23

ALIYAH HULAND EL

Guard • Sophomore
6-1
Randolph High
Randolph, N.J.



32

MONÉ JONES

Forward • Freshman
6-2
Riverside High
Durham, N.C.



35

SHAKYNA PAYNE

Forward • Freshman
6-1
SW Atlanta Christian Academy
Acworth, Ga.



44

SYDNEY UMERI

Forward • Junior
6-1
The Lovett School
Acworth, Ga.



JOANNE BOYLE

Head Coach
Fifth Season



KIM MCNEILL

Associate Head Coach
Fifth Season



LA'KESHIA FRETT MEREDITH

Assistant Coach
Third Season



CORY MCNEILL


Assistant Coach
Fifth Season



SARAH HOLSINGER

Asst. AD/Operations
Fifth Season

2015-16 WOMEN'S BASKETBALL RULES CHANGES



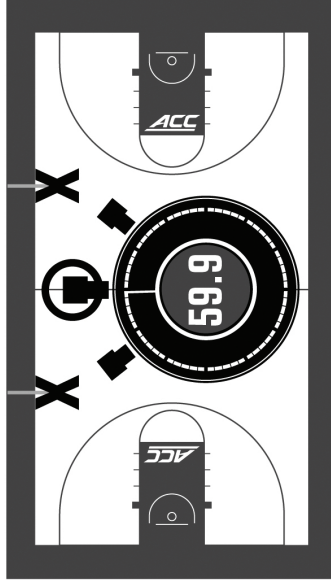
7 MEDIA TIMEOUTS LASTING FOR **2:45** (FIRST HORN 2:30)

P1 | ≤ 5:00 OR 1ST TEAM CALLED
— INTERMISSION MEDIA TIMEOUT —

P2 | ≤ 5:00 OR 1ST TEAM CALLED
— INTERMISSION MEDIA TIMEOUT —

P3 | ≤ 5:00 OR 1ST TEAM CALLED
— INTERMISSION MEDIA TIMEOUT —

P4 | ≤ 5:00 OR 1ST TEAM CALLED
+FIRST TEAM-CALLED IN 2ND HALF IS MEDIA TIMEOUT



OPTION TO ADVANCE THE BALL TO THE **28-FOOT MARK** THE FRONTCOURT WHEN CALLING A **TIMEOUT WITH POSSESSION DURING THE LAST 59.9 SECONDS OF THE 4TH PERIOD** —AND ALSO OF EACH OVERTIME —



PERMITTED TO PLAY DURING ANY DEAD BALL 🎵

