



VIRGINIA

VIRGINIA ATHLETICS MEDIA RELATIONS
 295 Massie Road, Room 154
 Charlottesville, VA 22904
Men's Basketball Contact: Erich Bacher
OFFICE: (434) 982-5530 • **CELL:** (720) 318-5538
E-mail: bacher@virginia.edu
ON THE WEB: VirginiaSports.com
ON TWITTER: @UVMensHoops, @ErichJBacher

22 NCAA TOURNAMENT APPEARANCES • 2 NCAA FINAL FOUR BERTHS • 13 NIT APPEARANCES • 11 ALL-AMERICANS • 26 ALL-ACC FIRST TEAM SELECTIONS

GAME INFORMATION

Date / Time: Thursday, March 14, 2019 / 12:30 p.m. ET

Site: Charlotte, N.C. / Spectrum Center (20,200)

ESPN: Sean McDonough, Dan Dakich, Maria Taylor

Raycom: Tim Brando, Mike Gminski

Online: ACC Network Extra/WatchESPN.com/TheACC.com/Virginia Sports Radio Network: Dave Koehn, Jimmy Miller

Satellite Radio: SiriusXM (80, 81 & 371)

Live Stats/Twitter: VirginiaSports.com/@UVMensHoops

Virginia All-Time vs. NC State: 66-82

2018-19: 1-0 (66-65 OT in Raleigh on Jan. 29, 2019)

ACC Tournament: 2-14 (0-3 in Charlotte)

Virginia All-Time vs. Clemson: 77-52

2018-19: 1-0 (63-43 in Clemson on Jan. 12, 2019)

ACC Tournament: 7-1 (1-0 in Charlotte)



#1 SEED VIRGINIA CAVALIERS (28-2)

Head Coach: Tony Bennett (Green Bay, 1992)

Record at UVA: 247-88 (10th season), Career Record: 316-121 (13th season)

VS.

#8 SEED NC STATE (21-10) OR #9 SEED CLEMSON (19-12)

FOR OPENERS

- No. 1 seed Virginia plays the winner of No. 8 NC State (21-10) and No. 9 seed Clemson (19-12) in the quarterfinals of the 66th Annual ACC Tournament on Thursday, March 14 at 12:30 p.m. ET.
- Virginia went 1-0 vs. NC State and 1-0 vs. Clemson in 2018-19.
- No. 1 seed Virginia earned a share of its ninth ACC regular-season title and fourth since 2014.
- Tony Bennett (Coach of the Year), De'Andre Hunter (All-ACC First Team, Defensive Player of the Year & All-ACC Defensive Team), Kyle Guy (All-ACC First Team) and Ty Jerome (All-ACC Second Team) earned ACC postseason honors on March 11.
- Hunter and Guy earned Sporting News All-America third-team honors.
- Jerome was named ACC Player of the Week on March 11 after averaging 20 points, 10 assists and 3.0 steals in wins against Syracuse and Louisville.

UVA ALL-TIME IN THE ACC TOURNAMENT

- Defending champion Virginia will be the No. 1 seed for the ACC Tournament for the fifth time in school history and fourth in the last six years under head coach Tony Bennett.
- The Cavaliers are 41-62 all-time in the ACC Tournament.
- UVA has posted an 8-2 mark as the No. 1 seed in the ACC Tournament (1-1 in 1981, 3-0 in 2014, 1-1 in 2015 and 3-0 in 2018).
- UVA captured ACC Tournament titles as the No. 6 seed in 1976, No. 1 seed in 2014 and No. 1 seed in 2018.
- UVA has advanced to the ACC Tournament semifinals in four of the last five seasons.
- UVA went 3-0 in last year's ACC Tournament, defeating No. 9 seed Louisville (75-58), No. 4 seed Clemson (64-58) and No. 6 seed North Carolina (71-63) en route to the title.
- Bennett is 10-7 all-time in the ACC Tournament.

A WIN VS. NC STATE OR CLEMSON WOULD:

- Send UVA to the ACC semifinals for the fifth time in six years.
- Give UVA 29 or more wins for the ninth time in school history.
- Give UVA a nine-game winning streak.
- Give UVA an eight-game winning streak vs. NC State or 10-game winning streak vs. Clemson.
- Give UVA a program-best one win in each of the last six ACC tournaments
- Give UVA its 25th win in the ACC Tournament quarterfinals.
- Give UVA a four-game winning streak at the ACC Tournament.

VIRGINIA RANKED NO. 2 IN AP POLL

- UVA is ranked No. 2 in the AP poll for the fourth consecutive week.
- UVA has been ranked in the AP top six in 28 consecutive polls.
- Virginia has been ranked in the AP for 34 straight polls and has been ranked in the top 10 in each of the past 30 polls.
- UVA was ranked No. 5 in the preseason polls and has been ranked in the top 10 in the preseason rankings in four of the past five seasons.

VIRGINIA'S STARTING LINEUP VS. LOUISVILLE (3/9/19)

Pos.	No.	Player (Hometown)	Yr.	Ht.	Wt.	PPG	RPG	2018-19 NOTES
G	0	Kihei Clark (Woodland Hills, Calif.)	Fr.	5-9	155	4.1	2.3(a)	Started 12 games; 15 assists & 0 turnovers past 5 games
G	5	Kyle Guy (Indianapolis, Ind.)	Jr.	6-2	175	15.3	4.5	Ranks 2nd all-time in ACC in 3-point shooting at 43.6%
G	11	Ty Jerome (New Rochelle, N.Y.)	Jr.	6-5	195	13.5	5.3(a)	24 points & 6 assists vs. Louisville; 4+ assists in 22 games
G	12	De'Andre Hunter (Philadelphia, Pa.)	R-So.	6-7	225	15.2	5.2	Eight 20-point games in 18-19; 53.3% FG, 47.3% 3FG
C	33	Jack Salt (Auckland, New Zealand)	R-Sr.	6-10	250	3.6	3.9	Started 103 of 119 career games; 111 career wins
OFF THE BENCH								
F	25	Mamadi Diakite (Guinea, Africa)	R-Jr.	6-9	228	7.1	4.0	9th in ACC in blocks (1.57 per game); 3+ blocks in 7 games
G	2	Braxton Key (Charlotte, N.C.)	Jr.	6-8	225	6.3	5.5	6+ boards in 16 games; 9 points & 5 rebounds vs. Louisville
F	30	Jay Huff (Durham, N.C.)	R-So.	7-1	232	5.1	2.6	Averaging 7.6 pts, 4.6 rebs & 1.2 blocks in past 5 games
G	24	Marco Anthony (San Antonio, Texas)	So.	6-4	212	1.3	0.6	11 assists & 12 rebounds in 20 games; 6 points vs. Pitt

2018-19 SCHEDULE/RESULTS - 28-2, 16-2 ACC

Date	Opponent	TV	Time/Result
Nov. 6	[5] TOWSON	ACCNE	W, 73-42
Nov. 11	[5] GEORGE WASH.	ACCNE	W, 76-57
Nov. 16	[4] COPPIN STATE	ACCNE	W, 97-40
Nov. 21	[4] Middle Tenn. ^	ESPN2	W, 74-52
Nov. 22	[4] Dayton ^	ESPN	W, 66-59
Nov. 23	[4] Wisconsin (25) ^	ESPN	W, 53-46
Nov. 28	[4] at Maryland (24) %	ESPN	W, 76-71
Dec. 3	[4] MORGAN STATE	ACCNE	W, 83-45
Dec. 9	[4] VCU	RSN	W, 57-49
Dec. 19	[5] at South Carolina	SEC	W, 69-52
Dec. 22	[5] WILLIAM & MARY	ACCNE	W, 72-40
Dec. 31	[4] MARSHALL	RSN	W, 100-64
Jan. 5	[4] FLORIDA STATE (9) *	ESPN2	W, 65-52
Jan. 9	[4] at Boston College *	ESPNU	W, 83-56
Jan. 12	[4] at Clemson *	Raycom	W, 63-43
Jan. 15	[4] VIRGINIA TECH (9) *	Raycom	W, 81-59
Jan. 19	[4] at Duke (1) *	ESPN	L, 72-70
Jan. 22	[3] WAKE FOREST *	RSN	W, 68-43
Jan. 26	[3] at Notre Dame *	CBS	W, 82-55
Jan. 29	[3] at NC State * (23)	ESPN2	W, 66-65 OT
Feb. 2	[3] MIAMI *	Raycom	W, 56-46
Feb. 9	[3] DUKE (2) *	ESPN	L, 81-71
Feb. 11	[4] at North Carolina (8) *	ESPN	W, 69-61
Feb. 16	[4] NOTRE DAME *	Raycom	W, 60-54
Feb. 18	[3] at Virginia Tech * (20)	ESPN	W, 64-58
Feb. 23	[3] at Louisville * (22)	Raycom	W, 64-52
Feb. 27	[2] GEORGIA TECH *	ESPN2	W, 81-51
Mar. 2	[2] PITT *	Raycom	W, 73-49
Mar. 4	[2] at Syracuse *	ESPN	W, 79-53
Mar. 9	[2] LOUISVILLE * (RV)	ESPN	W, 73-68
Mar. 14	[2] NC State/Clemson	ESPN/Raycom	12:30 p.m.

HOME GAMES IN BOLD CAPS

All Times Eastern / ^ - Battle 4 Atlantis, Nassau, Bahamas; % - ACC/B1G Challenge; * - ACC game; ** - ACC Tournament, Charlotte, N.C.

PRONUNCIATION GUIDE

FRANCESCO BADOCCHI Fran-CHES-co Bah-Dokey
 MAMADI DIAKITE Mama-DEE, DEE-ah-KEE-tay
 KIHAI CLARK KEY-HEY

VIRGINIA HEAD COACH TONY BENNETT

- Three-time National and four-time ACC Coach of the Year Tony Bennett has a 247-88 (.737) mark in 10 seasons at Virginia and 316-121 (.723) career mark in 13 seasons.
- Bennett became the 80th active Division I head coach to win his 300th career game against Marshall on Dec. 31, 2018.
- In 2017-18, Bennett led Virginia to its eighth ACC regular-season title, third ACC Tournament championship, school-record 31 wins, ACC-record 17 league wins and ACC-record 9-0 mark on the road.
- Bennett was named the USBWA Henry Iba National Coach of the Year for the third time to rank second all-time behind legendary John Wooden, who captured the award six times.
- Bennett also earned Division I National Coach of the Year honors from the AP, USA Today and NABC.
- He has led UVA to outright ACC regular-season and tournament championships in the same season two times (2014 and 2018).
- Bennett has guided UVA to five straight NCAA Tournament appearances for the first time in school history and has led UVA to 28 or more wins for the fifth time in the past six seasons.
- Bennett is the sixth coach in ACC history to win at least three outright ACC regular-season titles (Frank McGuire, Vic Bubas, Dean Smith, Mike Krzyzewski and Roy Williams).
- Bennett has led UVA to a school-best 16 or more ACC wins in four of the last six seasons and a school-record seven straight seasons with 11 or more ACC wins.
- He has led UVA to a school-best eight straight 20-win seasons.
- Bennett guided UVA to a school-record 89 wins over three seasons from 2014-16, eclipsing 88 wins from 1981-83.
- Bennett has led UVA to seven consecutive postseason tournaments (NCAA in 2012, 2014, 2015, 2016, 2017 and 2018 and NIT in 2013).
- In 2015-16, Bennett led UVA to its first NCAA Elite Eight appearance since 1995 with 29 wins.
- Bennett was named 2015 USBWA National Coach of the Year and ACC Coach of the Year after leading Virginia to a then-school-record tying 30 wins and its second consecutive ACC regular-season title.
- Bennett led the Cavaliers to 30 wins in back-to-back seasons (2014-2015) for the first time in school history.
- UVA is 126-35 (.782) in non-conference action, 121-53 (.695) in ACC play and 143-26 (.846) at home under Tony Bennett.
- Bennett ranks fifth all-time in winning percentage at .695, among ACC head coaches with 100 or more ACC regular-season wins.

HOO ARE THESE CAVALIERS?

- We play defense, take good shots, share and take care of the basketball, rebound and play more defense.
- We are led by the quartet of Ty Jerome, Kyle Guy, De'Andre Hunter and Jack Salt.
- Jerome, Guy or Hunter have led or tied for the UVA scoring lead in each of its 30 contests.
- Mamadi Diakite has averaged 7.1 points, 4.0 rebounds and 1.57 blocked shots, while Alabama transfer Braxton Key is averaging 6.3 points and a team-high 5.5 rebounds.
- Rookie Kihei Clark has started 12 games and has chipped in 69 assists and 21 3-pointers. Clark broke his left wrist against Morgan State, but hasn't missed a game while playing with a cast.
- Jay Huff has averaged 5.1 points and 2.6 rebounds off the bench.
- Marco Anthony, Kody Statmann and Francesco Badocchi provide depth and Francisco Caffaro is redshirting the 2018-19 season.
- Manager Grant Kersey has appeared in 10 games.

LAST TIME OUT

- Ty Jerome scored a game-high 24 points as No. 2 Virginia edged Louisville 73-68 to earn a share of its ninth ACC regular-season title on Saturday, March 9.
- Kyle Guy added 13 points and Jay Huff knocked down a trio of 3-pointers as UVA rallied for its ninth straight win vs. Louisville.
- Braxton Key hit a key 3-pointer late in the game, finishing with nine points, five rebounds and two blocked shots.
- UVA converted 12 of a season-high 28 3-point attempts and committed just four turnovers.
- Jordan Nwora led four Cardinals in double figures with 19 points.

LAST TIME VS. THE WOLFPACK

- De'Andre Hunter scored 15 points as then-No. 3 Virginia held off No. 23 NC State 66-65 in overtime on Jan. 29 at PNC Arena.
- Ty Jerome added 13 points and Kyle Guy added 10 as the Hoos posted their seventh straight win vs. NC State.
- Guy broke a 61-61 tie with his first 3-pointer of the game in overtime and Hunter's two free throws held up in the win.
- Hunter fouled NC State's Markell Johnson on a 3-point attempt with .9 seconds left, but Johnson made 2 of 3 free throws and UVA escaped with its first overtime win since 2015 (63-62 vs. Cal).

NATIONAL DEFENSIVE PPG RANKINGS UNDER BENNETT

Year	School	Pts/Gm	Rank
2006-07	Washington State	59.5	17th
2007-08	Washington State	56.4	3rd
2008-09	Washington State	55.4	1st
2009-10	Virginia	63.6	54th
2010-11	Virginia	62.4	36th
2011-12	Virginia	54.2	2nd
2012-13	Virginia	55.6	5th
2013-14	Virginia	55.7	1st
2014-15	Virginia	51.5	1st
2015-16	Virginia	60.1	2nd
2016-17	Virginia	56.4	1st
2017-18	Virginia	54.0	1st
2018-19	Virginia	54.6	1st

- Mamadi Diakite matched his career high with four blocked shots.
- The Cavaliers committed a season-high 16 turnovers.

LAST TIME VS. THE TIGERS

- Kyle Guy scored 13 points to lead then-No. 4 Virginia to a 63-43 win at Clemson on Jan. 12.
- De'Andre Hunter added 12 points and reserve Jay Huff chipped in 11 points and seven rebounds in the second half.
- UVA held Clemson to two points in the first 10:57 of the game.
- UVA went 10 of 23 from 3-point range, while Clemson was 3 of 19.
- The Cavaliers out-rebounded the Tigers 46-36, led by Braxton Key and Jack Salt with eight rebounds apiece.
- UVA held Clemson to 25.9 percent shooting as the Tigers were just 14 of 54 from the field.

SEASON ACCOMPLISHMENTS


- Virginia captured a share of its ninth ACC regular-season title.
- The Cavaliers earned their fifth No. 1 seed for the ACC Tournament.
- Virginia has 28 or more wins for the fifth time in the last six seasons.
- UVA has won 25 or more games for the ninth time in school history with five of the nine under 10th year head coach Tony Bennett.
- Virginia has won 23 or more games for a school-record seven consecutive seasons.
- UVA has won 16 or more ACC games for the fourth time in school history (2014, 2015, 2018, 2019).
- The Cavaliers have won 11 or more ACC games for a school-record seven consecutive seasons.
- The Cavaliers have won 15 or more home games in six of the last seven seasons.
- UVA has captured an ACC-record five ranked road wins, tied for most all-time with UConn (1998-99).
- UVA has tied a school record with eight wins vs. ranked opponents.
- Head coach Tony Bennett captured his 300th career win.
- De'Andre Hunter earned MVP honors at the Battle 4 Atlantis as UVA captured its sixth consecutive Thanksgiving holiday tournament.
- Kyle Guy became the 48th member of the 1,000 point club at UVA.
- Virginia reached the 100-point mark for the first time under Bennett in its 100-64 win over Marshall on Dec. 31, 2018.
- UVA tied a school record with 18 3-pointers at Syracuse (3/4/19).

HOOS IN CHARLOTTE

- Virginia is 12-18 all-time in Charlotte (3-2 vs. Davidson, 7-13 in the ACC Tournament, 2-3 in the NCAA Tournament).
- The Cavaliers are 2-3 at the former Time Warner Cable Arena and current Spectrum Center.
- UVA posted wins against Belmont (79-67, 2015 NCAA first round) and Davidson (70-57, 2013-14 regular season) and losses against Georgia Tech (2008 ACC Tournament first round), Michigan State (60-54 in 2015 NCAA second round) and UMBC (73-53 in 2018 NCAA first round).
- The Cavaliers made their first NCAA Tournament appearance in Charlotte in 1976, losing to DePaul 69-60 in the first round.
- Virginia also defeated Villanova 54-50 in Charlotte during the second round of the 1981 NCAA Tournament.
- UVA reached the ACC Tournament final in Charlotte in 1990 and 1994.

BENNETT IN CHARLOTTE

- Tony Bennett played three seasons with the NBA's Charlotte Hornets (1992-95), averaging 3.5 points and 2.0 assists in 152 career games.
- Bennett met his wife, Laurel, in Charlotte.
- While at Washington State, Bennett led the Cougars to a 2008 NCAA Sweet 16 appearance in Charlotte, falling to top-seeded North Carolina, 68-47.



HEAD COACH

TONY BENNETT

10TH SEASON

PERSONAL

Birthdate: June 1, 1969

Birthplace: Clintonville, Wis.

Family: wife, Laurel; daughter, Anna; son, Eli

EDUCATION

College: Green Bay, 1992

COACHING EXPERIENCE

1999-00	Wisconsin (staff volunteer)
2000-01	Wisconsin (assistant coach)
2003-04	Washington State (assistant coach)
2004-06	Washington State (associate head coach)
2006-09	Washington State (head coach)
2009-	Virginia (head coach)

THE BENNETT RECORD

Year	School	Record (Conf)	Postseason
2006-07	Washington St.	26-8 (13-5)	NCAA 2nd Round
2007-08	Washington St.	26-9 (11-7)	NCAA Sweet 16
2008-09	Washington St.	17-16 (8-10)	NIT 1st Round
2009-10	Virginia	15-16 (5-11)	
2010-11	Virginia	16-15 (7-9)	
2011-12	Virginia	22-10 (9-7)	NCAA 2nd Round
2012-13	Virginia	23-12 (11-7)	NIT Quarterfinals
2013-14	Virginia	30-7 (16-2)	NCAA Sweet 16
2014-15	Virginia	30-4 (16-2)	NCAA Third Round
2015-16	Virginia	29-8 (13-5)	NCAA Elite Eight
2016-17	Virginia	23-11 (11-7)	NCAA 2nd Round
2017-18	Virginia	31-3 (17-1)	NCAA 1st Round
2018-19	Virginia	28-2 (16-2)	
Total	13 seasons	316-121	
Virginia	10 seasons	247-88	

BENNETT VS. 2018-19 OPPONENTS

Opponent	Career	Virginia
Boston College	9-4	9-4
Butler	1-0	1-0
Clemson	11-3	11-3
Coppin State	1-0	1-0
Dayton	1-0	1-0
Duke	3-11	3-11
Florida State	8-7	8-7
George Washington	2-1	2-1
Georgia Tech	12-2	12-2
Louisville	9-1	9-1
Marshall	1-0	1-0
Maryland	8-4	8-4
Miami	8-6	8-6
Middle Tennessee	1-0	1-0
Morgan State	3-0	3-0
North Carolina	9-8	9-7
NC State	12-2	12-2
Notre Dame	8-1	7-1
Pitt	8-2	8-1
South Carolina	1-0	1-0
Syracuse	6-2	6-2
Towson	2-0	2-0
VCU	3-1	3-1
Virginia Tech	14-6	14-6
Wake Forest	8-4	8-4
William & Mary	3-0	3-0
Wisconsin	3-1	3-1

NATIONAL RANKINGS

ASSOCIATED PRESS (Monday, March 11)

1	Gonzaga (41)	29-2	1572
2	Virginia (23)	28-2	1559
3	North Carolina	26-5	1474
4	Kentucky	26-5	1373
5	Duke	26-5	1298
6	Michigan State	25-6	1226
7	Texas Tech	26-5	1211
8	Tennessee	27-4	1200
9	LSU	26-5	1089
10	Michigan	26-5	1041
11	Houston	29-2	963
12	Florida State	25-6	856
13	Purdue	23-8	831
14	Nevada	28-3	684
15	Kansas State	24-7	680
16	Virginia Tech	23-7	625
17	Kansas	23-8	602
18	Buffalo	28-3	539
19	Wisconsin	22-9	466
20	Wofford	28-4	387
21	Maryland	22-9	319
22	Auburn	22-9	268
23	Marquette	23-8	109
24	Cincinnati	25-6	108
25	Villanova	22-9	80

Others receiving votes: UCF 62, **VCU 53**, Mississippi State 37, Utah State 34, New Mexico State 16, Murray State 11, **Louisville 11**, Iowa State 8, Temple 4, **Clemson 3**, Liberty 1

USA TODAY COACHES (Monday, March 11)

1	Gonzaga (28)	29-2	796
2	Virginia (4)	28-2	772
3	North Carolina	26-5	735
4	Kentucky	26-5	684
5	Duke	26-5	632
6	Texas Tech	26-5	610
7	Michigan State	25-6	590
8	Tennessee	27-4	557
9	LSU	26-5	515
10	Houston	29-2	496
11	Michigan	26-5	494
12	Purdue	23-8	471
13	Florida State	25-6	426
14	Kansas State	24-7	406
15	Virginia Tech	23-7	304
16	Buffalo	28-3	289
17	Nevada	28-3	277
18	Kansas	23-8	267
19	Wisconsin	22-9	246
20	Wofford	28-4	191
21	Maryland	22-9	136
22	Marquette	23-8	105
23	Cincinnati	25-6	104
24	Auburn	22-9	76
25	Villanova	22-9	65

Others receiving votes: UCF 27, Mississippi State 26, **VCU 21**, Utah State 19, Hofstra 13, Washington 11, Arizona State 11, Murray State 10, Iowa State 8, **Louisville 3**, Seton Hall 3, Liberty 2, Baylor 1, UC Irvine 1

2018-19 Opponents in Bold

GETTING DEFENSIVE

- UVA ranks first nationally in scoring defense at 54.6 ppg.
- The Cavaliers have limited 10 opponents to fewer than 50 points (Coppin State, Morgan State, Towson, Wisconsin, VCU, William & Mary, Clemson, Wake Forest, Miami and Pitt).
- UVA has held 23 opponents to 40 percent or less field goal shooting and 26 opponents to 33 percent or less 3-point shooting.
- The Cavaliers have forced 24 shot clock violations.
- UVA has out-rebounded 24 opponents.
- Bennett-coached teams have led the nation in scoring defense five times and finished in the top-five nationally in nine of 12 seasons.

TYING US TOGETHER

- UVA floor general Ty Jerome is averaging a career-high 13.5 points, 4.1 rebounds, 5.3 assists and 1.5 steals.
- Jerome has reached double figures in 21 games, including four 20-point efforts, highlighted by a season-high 25 at South Carolina.
- Jerome recorded 16 points and school-record tying 14 assists for his third career double-double.
- Jerome earned ACC Player of the Week honors on March 11 after averaging 20 points, 10 assists and three steals in wins over Syracuse and Louisville.
- Jerome also tallied double-doubles against Virginia Tech (14 points, 12 assists) and North Carolina (15 points, 11 assists).
- Jerome has handed out four or more assists in 22 games.
- Jerome ranks eighth on UVA's single-season assist list with 154.
- Jerome is the first Cavalier to score 20 or more points in the first two games of a season since Sylvan Landesberg in 2008-09 (28 vs. VMI and 21 vs. USF).
- Jerome sank 10 of 14 3-pointers in UVA's first two games and is the first Cavalier to make 10 3-pointers in the first two games of a season since Curtis Staples (10 of 24) in 1997-98.
- Jerome was named to the Battle 4 Atlantis All-Tournament team.
- In 2017-18, Jerome earned All-ACC third-team honors after averaging 10.6 points and 3.9 assists.

THIS GUY GETS BUCKETS

- Two-time All-American Kyle Guy leads the team in scoring (15.3 ppg), 3-pointers (97) and free throw accuracy (83.6 percent).
- Guy drilled a career-high eight 3-pointers at Syracuse and seven 3-pointers en route to a career-high 30 points vs. Marshall.
- The 6-2 sharpshooter was named ACC Player of the Week on Jan. 7 after averaging 25.5 points and 6.5 rebounds in wins against Marshall and then-No. 9 Florida State.
- Guy set a UVA school record with 11 consecutive 3-pointers over the two-game span.
- He has scored 20 or more points 13 times in his career, including a three-game 20-point streak from Feb. 11-18 (first UVA player since Malcolm Brogdon from Feb. 12-27, 2016).
- Guy has made five or more 3-pointers in 15 games.
- Guy ranks 37th all-time in scoring at UVA with 1,184 career points.
- Guy ranks second all-time in the ACC and first at UVA with a 43.6 percent career 3-point shooting percentage.
- Guy ranks fourth all-time at UVA with 231 career 3-pointers.
- In 2017-18, Guy reached double figures in 28 games and led the Cavaliers in scoring in 15 contests.
- Guy averaged 16.7 points to earn ACC Tournament MVP honors.
- Guy owns the fourth and fifth longest 3-point field goal streaks in school history (28 games in 2017-18 and 25 games in 2018-19).

DRE'S WAY

- DeAndre Hunter has led UVA in scoring in 13 games, averaging a career-high 15.2 points and 5.2 rebounds.
- Hunter tallied a career-high 26 points at Louisville and has 10 career 20-point games.
- He earned Battle 4 Atlantis MVP honors and ACC Player of the Week accolades after averaging 19.3 points and 7.7 rebounds.
- Hunter has eight 20-point games in 2018-19 (Coppin State, Dayton, Wisconsin, Virginia Tech, North Carolina, Notre Dame, Louisville, Syracuse).
- Hunter recorded his third career double-double with 20 points and 10 rebounds vs. Notre Dame on Feb. 16.
- Hunter recorded his second career double-double with 13 points and 10 rebounds vs. Towson.
- Hunter recorded a career-high nine assists vs. Middle Tennessee.
- Hunter set career highs in 3-pointers (5) and blocks (3) at Syracuse.
- He is shooting 53.3 percent from the floor, 47.3 percent from 3-point range and 78.7 percent from the charity stripe.
- Hunter averaged 9.2 points and 3.5 rebounds en route to ACC Sixth Man of the Year honors in 2017-18.
- Hunter fractured his left wrist during the ACC Tournament and missed the NCAA Tournament.

THE ELECTRIC 70s, AWESOME 80s & DIVINE 90s

- Virginia has scored 70 or more points in 17 games (15-2) and is 121-8 when scoring at least 70 points under Tony Bennett.
- UVA has scored 80 or more points in seven games (7-0) and is 33-1 when scoring 80 or more points under Bennett with its lone loss a 93-81 decision at North Carolina in 2012-13.
- Bennett was 4-0 when scoring 80+ points at Washington State.
- UVA scored 100 points against Marshall for the first time under Tony Bennett and added 97 points against Coppin State.
- UVA is 4-0 all-time when scoring 90 or more points under Bennett.

WORLD WIDE CAVALIERS

- Virginia and Maine lead the nation with current players from five different continents. In addition to North America, UVA is represented by Africa (Mamadi Diakite), Europe (Francesco Badocchi), South America (Francisco Caffaro) and Australia (Kody Stattmann).
- New Zealander Jack Salt gives the Cavaliers five foreign players.

WATCH ME NOW

- Kyle Guy and DeAndre Hunter were named top-five finalists for the Jerry West Shooting Guard and Julius Erving Small Forward awards, respectively.
- Hunter was one of 12 players named to the John R. Wooden Award presented by Wendy's national ballot.
- Guy and Hunter are among 20 players for the NABA Division I Player of the Year award.
- Hunter was named to the midseason watch list for the USBWA Oscar Robertson Player of the Year award and is a semifinalist for the Naismith Defensive Player of the Year award.
- Tony Bennett is a semifinalist for the 2019 Werner Ladder Naismith Men's College Coach of the Year.

UVA VS. RANKED OPPONENTS

- UVA is 39-33 against ranked opponents in the Tony Bennett era, including an 8-2 mark in 2018-19.
- UVA's eight ranked wins lead the nation.
- The Cavaliers have posted an ACC record five ranked wins on the road, which is also tied with UConn (1998-99) for the most all-time in poll history since 1948-49.
- UVA has posted back-to-back wins vs. ranked opponents two times (Wisconsin and Maryland and Virginia Tech and Louisville) for the first time in the regular season since 1982 (Georgetown and Houston).
- The Cavaliers are 154-328 vs. ranked opponents since 1953-54.
- UVA's win over then-No. 4 Duke in 2017-18 marked the Cavaliers first road win vs. a top-5 foe since 1993 (77-69 over No. 3 Duke).
- UVA is 1-30 all-time vs. No. 1-ranked opponents (86-73 win vs. No. 1 North Carolina on Jan. 30, 1986).

HOLDING FOES UNDER 50

- Virginia has held 10 opponents (10-0) to fewer than 50 points and is 86-2 when achieving the mark in the Tony Bennett era.
- Bennett-coached teams are 111-3 when holding opponents to fewer than 50 points (25-1 in three years at Washington State).
- UVA is 23-0 under Bennett when limiting foes to 40 or fewer points.

RECORDS WATCH

- Kyle Guy ranks first at UVA and second in ACC history in career 3-point shooting accuracy at 43.6 percent.
- Ty Jerome is fifth on UVA's career list at 40.1 percent.
- Guy's 97 3-pointers in 2018-19 rank fourth on UVA's single-season list. Guy needs two 3-pointers to pass Curtis Staples (98 3-pointers in 1996-97) for third on the list.
- Guy ranks fourth on UVA's career 3-pointers list with 231 career 3-pointers. Guy needs seven 3-pointers to pass Harold Deane (237 3-pointers from 1994-97) for third.
- Guy is 37th on UVA's career scoring list with 1,184 points and needs 22 points to move past Jimmy Miller (1,218 points from 1982-85) into 36th.
- Mamadi Diakite's 47 blocked shots rank ninth on UVA's single-season list. Diakite needs three blocked shots to pass Chris Alexander (1995-96) and Wilkins (2017-18) for seventh on the list.
- Jerome ranks eighth on UVA's single-season assist list with 154 and needs 16 assists to pass John Crotty (169 assists in 1990-91) for seventh.

50-40-75 CLUB

- Virginia is 35-0 when shooting at least 50 percent from the field, 40 percent from 3-point range and 75 percent from the free throw line in the same game under head coach Tony Bennett.
- UVA is 4-0 this season after achieving the mark against Coppin State, Marshall, Virginia Tech and Pitt.

VIRGINIA EXCEEDS EXPECTATIONS AGAIN

- Virginia was picked to finish second in the ACC preseason poll and finished tied for first at 16-2.
- The Cavaliers have finished at or higher than their predicted finish in 10 of the last 11 seasons.
- Duke was the preseason favorite, followed by UVA, North Carolina, Syracuse, Virginia Tech, Clemson, Florida State, NC State, Notre Dame, Miami, Louisville, Boston College, Georgia Tech, Wake Forest and Pitt.
- Virginia has an ACC-leading 100-26 (.794) record in the history of the league's 18-game schedule since 2012. Duke and North Carolina are tied second at 91-35 (.722).

DOCTOR, DOCTOR, MR. M.D.

- Mamadi Diakite's 20-game blocked shot streak from Dec. 3-Feb. 27 was the third longest in school history behind Ralph Sampson's 55-game streak from 1981-83 and 49-game streak from 1979-81.
- Diakite blocked 11 shots over three games from Jan. 26-Feb. 2, marking the most since Travis Watson swatted away 12 shots over a three-game span in 2002.
- Diakite ranks eighth in the ACC with 1.62 blocked shots per game.

THREE CAVALIERS EARN PRESEASON ALL-ACC HONORS

- Kyle Guy joined preseason ACC Player of the Year Luke Maye (North Carolina), RJ Barrett (Duke), Tyus Battle (Syracuse) and Ky Bowman on the All-ACC first team.
- De'Andre Hunter and Ty Jerome were joined on the second team by Zion Williamson (Duke), Justin Robinson (Virginia Tech) and Marquise Reed (Clemson).

HOOS GO STREAKING ON THE ROAD

- The Cavaliers' recent 12-game league road winning streak (2017-19) ended with the 72-70 loss at Duke on Jan. 19.
- The streak ranks fourth all-time in ACC history behind Duke's 24-game streak (1998-2001) and 14-game streak (1962-64) and NC State's 13-game streak (1972-74).

CAVALIERS IN THE NBA

- Justin Anderson (Atlanta), Malcolm Brogdon (Milwaukee), Joe Harris (Brooklyn) and Mike Scott (Philadelphia) are former Cavaliers who are playing in the NBA this season.
- Brogdon, who earned NBA Rookie of the Year honors for Milwaukee in 2016-17, is in his third season with the Bucks.
- Scott is in his seventh season and Harris is in his fifth NBA season (third with Brooklyn), while Anderson is in his fourth season.
- Harris captured the 2019 NBA All-Star 3-point shooting title in Charlotte on Feb. 16, defeating Golden State's Stephen Curry 26-24 in the final round.
- Dallas head coach Rick Carlisle helped the Cavaliers to their last NCAA Final Four in 1984.

UVA INKS MORSELL AND SHEDRICK

- Guard Casey Morsell (Fort Washington, Md./St. John's College High School) and forward Kadin Shedrick (Raleigh, N.C./Holly Springs High School) signed NLI's with the Cavaliers.
- The 6-3, 190-pound Morsell averaged 14 points and 4.3 rebounds for St. John's College High School (Washington, D.C.) in 2017-18.
- The 6-11, 200-pound Shedrick averaged 16.2 points and 9.8 for Holly Springs in 2017-18.

ON THE HORIZON

- The winner of No. 1 seed Virginia vs. No. 8 seed NC State-No. 9 seed Clemson advances to the ACC Tournament semifinals on Friday, March 15. Tipoff at Barclays Center in Brooklyn is set for 7 p.m.

2018-19 HONORS

De'Andre Hunter.....	Battle 4 Atlantis MVP
De'Andre Hunter.....	Battle 4 Atlantis All-Tournament Team
Ty Jerome.....	Battle 4 Atlantis All-Tournament Team
De'Andre Hunter.....	ACC Player of the Week (Nov. 26)
Kyle Guy.....	ACC Player of the Week (Jan. 7)
Jack Salt.....	All-ACC Academic Team
Ty Jerome.....	ACC Player of the Week (March 11)
Kyle Guy.....	Sporting News All-America Third Team
De'Andre Hunter.....	Sporting News All-America Third Team
Tony Bennett.....	ACC Coach of the Year
De'Andre Hunter.....	ACC Defensive Player of the Year
De'Andre Hunter.....	All-ACC Defensive Team
De'Andre Hunter.....	All-ACC First Team
Kyle Guy.....	All-ACC First Team
Ty Jerome.....	All-ACC Second Team
Kyle Guy.....	USBWA All-District 3
Ty Jerome.....	USBWA All-District 3
De'Andre Hunter.....	USBWA All-District 3

UVA'S RECORD UNDER TONY BENNETT WHEN..

	Career	2018-19
Leading at the half	198-25	26-0
Trailing at the half	42-58	2-2
Tied at the half	7-5	0-0
Playing Overtime	3-9	0-0
Shooting 50% or better	103-8	11-1
Shooting between 40-49.9%	114-31	13-1
Shooting less than 40%	30-49	4-0
Opponents shoot 50% or better	18-23	2-2
Opponents shoot less than 50%	229-65	26-0
UVA outrebounds its opponent	174-27	23-1
Opponent outrebounds UVA	66-58	5-1
Teams are tied in rebounds	7-3	0-0
UVA has 10 or more steals	21-3	0-0
UVA shoots 70% FT or better	148-44	17-1
UVA shoots less than 70% FT	99-44	11-1
Scoring less than 50 points	6-16	0-0
Scoring 50-59 points	31-33	3-0
Scoring 60-69 points	89-31	10-0
Scoring 70-79 points	88-7	8-2
Scoring 80-89 points	29-1	5-0
Scoring more than 90 points	4-0	2-0
Allowing fewer than 50 points	86-2	10-0
Allowing fewer than 40 points	23-0	0-0
Playing in John Paul Jones Arena	143-26	15-1
Playing on the road	65-44	9-1
Playing on a neutral court	38-18	3-0
Game decided by 1-4 points	28-36	1-1
Game decided by 5-10 points	53-22	9-1
Game decided by 11+ points	164-30	17-0
Playing at night	171-59	14-2
Playing in the afternoon	76-28	14-0
Playing on Monday	25-11	5-0
Playing on Tuesday	43-7	4-0
Playing on Wednesday	37-11	5-0
Playing on Thursday	18-9	1-0
Playing on Friday	27-9	2-0
Playing on Saturday	67-32	9-2
Playing on Sunday	30-9	2-0
Playing in November	59-11	7-0
Playing in December	45-10	5-0
Playing in January	61-19	7-1
Playing in February	48-27	6-1
Playing in March	34-21	3-0

VIRGINIA IN THE POLLS

Date	AP	USA Today	Date	AP	USA Today
Preseason	5	5	Jan. 21	3	3
Nov. 12	4	5	Jan. 28	3	3
Nov. 19	4	4	Feb. 4	3	3
Nov. 26	4	4	Feb. 11	4	4
Dec. 3	4	4	Feb. 18	3	3
Dec. 10	6	3	Feb. 25	2	2
Dec. 17	5	3	March 4	2	2
Dec. 24	4	1	March 11	2	2
Dec. 31	4	2			
Jan. 7	4	1			
Jan. 14	4	1			

2018-19 UNIVERSITY OF VIRGINIA CAVALIERS						
No.	Name	Pos.	Ht.	Wt.	Yr.	Hometown/High School [Previous College]
0	Kihei Clark	Fr.	G	5-9	155	Woodland Hills, Calif./Taft Charter
1	Francesco Badocchi	R-Fr.	F	6-7	205	Milan, Italy/Bishop Miege (Kan.)
2	Braxton Key	Jr.	G	6-8	225	Charlotte, N.C./Oak Hill Academy/Alabama
5	Kyle Guy **	Jr.	G	6-2	175	Indianapolis, Ind./Lawrence Central
10	Jayden Nixon	Fr.	G	6-3	189	Charlottesville, Va./Choate Rosemary Hall (Conn.)
11	Ty Jerome **	Jr.	G	6-5	195	New Rochelle, N.Y./Iona Prep
12	De'Andre Hunter *	R-So.	G	6-7	225	Philadelphia, Pa./Friends' Central School
13	Grant Kersey	Jr.	G	6-1	160	Charlottesville, Va./Albemarle
22	Francisco Caffaro	Fr.	C	7-0	233	El Trebo, Sante Fe, Argentina/NBA Global Academy
23	Kody Statmann	Fr.	G	6-7	187	Bentley Park, Queensland, Australia/St. Augustine's College
24	Marco Anthony *	So.	G	6-4	212	San Antonio, Texas/Holmes
25	Mamadi Diakite **	R-Jr.	F	6-9	228	Conakry, Guinea, Africa/Blue Ridge School (Va.)
30	Jay Huff *	R-So.	F	7-1	232	Durham, N.C./Voyager Academy
33	Jack Salt ***	R-Sr.	C	6-10	250	Auckland, New Zealand/Westlake
45	Austin Katstra *	So.	F	6-6	217	Charlottesville, Va./Albemarle

Head Coach: Tony Bennett (Green Bay '92/10th season)
Associate Head Coach: Jason Williford (Virginia '95/10th season)
Assistant Coaches: Brad Soderberg (UW-Stevens Point '85/4th season), Orlando Vandross (AIC '92/4th season)
Director of Recruiting/Player Development: Kyle Getter (Hanover College '01/1st season)
Director of Scouting/Recruiting: Larry Mangino (Montclair State '83/3rd season)
Director of Player Personnel: Johnny Carpenter (Virginia '13/4th season)
Associate AD for Men's Basketball: Ronnie Wideman (Washington State '06/10th season)
Strength and Conditioning Coach: Mike Curtis (Virginia '98/10th season)
Athletic Trainer: Ethan Siliba (Kansas '79/36th season)

Year	Record (Place)	Tournament - Round	Seed	Opp. (Seed)	Score
1954	1-4 (7th)	Raleigh, N.C. - Quarterfinal	8	Duke (1)	L 96-68
1955	5-9 (6th)	Raleigh, N.C. - Quarterfinal	6	Maryland (3)	W 68-67 (ot)
		Raleigh, N.C. - Semifinal		Duke (2)	L 90-77 (ot)
1956	3-11 (T-6th)	Raleigh, N.C. - Quarterfinal	7	North Carolina (2)	L 81-77
1957	3-11 (T-7th)	Raleigh, N.C. - Quarterfinal	7	Maryland (2)	L 72-69
1958	6-8 (5th)	Raleigh, N.C. - Quarterfinal	5	Maryland (4)	L 70-66
1959	6-8 (5th)	Raleigh, N.C. - Quarterfinal	5	Maryland (4)	W 66-65
		Raleigh, N.C. - Semifinal		N.C. State (1)	L 66-63
1960	1-13 (8th)	Raleigh, N.C. - Quarterfinal	8	North Carolina (1)	L 84-63
1961	2-12 (T-7th)	Raleigh, N.C. - Quarterfinal	7	Duke (2)	L 89-54
1962	2-12 (8th)	Raleigh, N.C. - Quarterfinal	8	Wake Forest (1)	L 81-58
1963	3-11 (8th)	Raleigh, N.C. - Quarterfinal	8	Duke (1)	L 89-70
1964	4-10 (T-7th)	Raleigh, N.C. - Quarterfinal	7	Wake Forest (2)	L 79-60
1965	3-11 (7th)	Raleigh, N.C. - Quarterfinal	7	N.C. State (2)	L 106-69
1966	4-10 (T-6th)	Raleigh, N.C. - Quarterfinal	7	N.C. State (2)	L 86-77
1967	4-10 (7th)	Charlotte, N.C. - Quarterfinal	7	Duke (2)	L 99-78
1968	5-9 (5th)	Charlotte, N.C. - Quarterfinal	5	South Carolina (4)	L 101-78
1969	5-9 (6th)	Charlotte, N.C. - Quarterfinal	6	Duke (3)	L 99-86
1970	3-11 (7th)	Charlotte, N.C. - Quarterfinal	7	North Carolina (2)	W 95-93
		Charlotte, N.C. - Semifinal		N.C. State (3)	L 67-66
1971	6-8 (5th)	Greensboro, N.C. - Quarterfinal	5	Wake Forest (4)	W 85-84
		Greensboro, N.C. - Semifinal		North Carolina (1)	L 78-68
1972	8-4 (T-2nd)	Greensboro, N.C. - Quarterfinal	3	Wake Forest (6)	W 74-65
		Greensboro, N.C. - Semifinal		Maryland (2)	L 62-57
1973	4-8 (T-4th)	Greensboro, N.C. - Quarterfinal	5	Duke (4)	W 59-55
		Greensboro, N.C. - Semifinal		N.C. State (1)	L 63-51
1974	4-8 (4th)	Greensboro, N.C. - Quarterfinal	4	Clemson (5)	W 68-63
		Greensboro, N.C. - Semifinal		N.C. State (1)	L 87-66
1975	4-8 (5th)	Greensboro, N.C. - Quarterfinal	5	N.C. State (4)	L 91-85
1976	4-8 (6th)	Landover, Md. - Quarterfinal	6	N.C. State (3)	W 75-63
		Landover, Md. - Semifinal		Maryland (2)	W 73-65
		Landover, Md. - Final		North Carolina (1)	W 67-62
1977	2-10 (T-6th)	Greensboro, N.C. - Quarterfinal	7	Wake Forest (2)	W 59-57
		Greensboro, N.C. - Semifinal		Clemson (3)	W 72-60
		Greensboro, N.C. - Final		North Carolina (1)	L 75-69
1978	6-6 (T-4th)	Greensboro, N.C. - Quarterfinal	4	Wake Forest (5)	L 72-61
1979	7-5 (3rd)	Greensboro, N.C. - Quarterfinal	3	N.C. State (6)	L 78-82
1980	7-7 (T-5th)	Greensboro, N.C. - Quarterfinal	5	Clemson (4)	L 57-49
1981	13-1 (1st)	Landover, Md. - Quarterfinal	1	Georgia Tech (8)	W 76-47
		Landover, Md. - Semifinal		Maryland (4)	L 85-62
1982	12-2 (T-1st)	Greensboro, N.C. - Quarterfinal	2	Clemson (7)	W 56-54
		Greensboro, N.C. - Semifinal		Wake Forest (3)	W 51-49 (ot)
		Greensboro, N.C. - Final		North Carolina (1)	L 47-45
1983	12-2 (T-1st)	Atlanta, Ga. - Quarterfinal	2	Duke (7)	W 109-66
		Atlanta, Ga. - Semifinal		Georgia Tech (3)	W 96-67
		Atlanta, Ga. - Final		N.C. State (5)	L 81-78
1984	6-8 (T-5th)	Greensboro, N.C. - Quarterfinal	6	Wake Forest (3)	L 63-51
1985	3-11 (8th)	Atlanta, Ga. - Quarterfinal	8	Georgia Tech (1)	L 55-48
1986	7-7 (T-4th)	Greensboro, N.C. - Quarterfinal	5	N.C. State (4)	W 64-62
		Greensboro, N.C. - Semifinal		Duke (1)	L 75-70
1987	8-6 (4th)	Landover, Md. - Quarterfinal	4	Georgia Tech (5)	W 55-54
		Landover, Md. - Semifinal		North Carolina (1)	L 84-82 (2ot)

Year	Record (Place)	ACC Tournament - Round	Seed	Opp. (Seed)	Score
1988	5-9 (6th)	Greensboro, N.C. - Quarterfinal	6	Duke (3)	L 60-48
1989	9-5 (T-2nd)	Atlanta, Ga. - Quarterfinal	3	Clemson (6)	W 90-73
		Atlanta, Ga. - Semifinal		Duke (2)	L 69-58
1990	6-8 (T-5th)	Charlotte, N.C. - Quarterfinal	5	North Carolina (4)	W 92-85 (ot)
		Charlotte, N.C. - Semifinal		Clemson (1)	W 69-66
		Charlotte, N.C. - Final		Georgia Tech (2)	L 70-61
1991	6-8 (T-5th)	Charlotte, N.C. - Quarterfinal	6	Wake Forest (3)	W 70-66
		Charlotte, N.C. - Semifinal		North Carolina (2)	L 76-71
1992	8-8 (T-4th)	Charlotte, N.C. - Quarterfinal	5	Georgia Tech (4)	L 68-56
1993	9-7 (5th)	Charlotte, N.C. - Quarterfinal	5	Wake Forest (4)	W 61-57
		Charlotte, N.C. - Semifinal		North Carolina (1)	L 74-56
1994	8-8 (T-4th)	Charlotte, N.C. - Quarterfinal	4	Maryland (5)	W 69-63
		Charlotte, N.C. - Semifinal		Duke (1)	W 66-61
		Charlotte, N.C. - Final		North Carolina (2)	L 73-66
1995	12-4 (T-1st)	Greensboro, N.C. - Quarterfinal	4	Georgia Tech (5)	W 77-67
		Greensboro, N.C. - Semifinal		Wake Forest (1)	L 77-68
1996	6-10 (7th)	Greensboro, N.C. - Quarterfinal	7	Wake Forest (2)	L 70-60
1997	7-9 (6th)	Greensboro, N.C. - Quarterfinal	6	North Carolina (3)	L 78-68
1998	3-13 (9th)	Greensboro, N.C. - 1st Round	9	Duke (1)	L 63-41
1999	4-12 (9th)	Charlotte, N.C. - 1st Round	9	Duke (1)	L 104-67
2000	9-7 (T-3rd)	Charlotte, N.C. - Quarterfinal	3	N.C. State (6)	L 76-65
2001	9-7 (4th)	Atlanta, Ga. - Quarterfinal	4	Georgia Tech (5)	L 74-69
2002	7-9 (T-5th)	Charlotte, N.C. - Quarterfinal	5	N.C. State (4)	L 92-72
2003	6-10 (T-6th)	Greensboro, N.C. - Quarterfinal	6	Duke (3)	L 83-76
2004	6-10 (T-7th)	Greensboro, N.C. - First Round	8	Clemson (9)	W 83-79 (ot)
		Greensboro, N.C. - Quarterfinal		Duke (1)	L 84-74
2005	4-12 (T-10th)	Washington, D.C. - First Round	11	Miami (6)	W 66-65
		Washington, D.C. - Quarterfinal		Duke (3)	L 76-64
2006	7-9 (T-7th)	Greensboro, N.C. - First Round	7	Virginia Tech (10)	W 60-56
		Greensboro, N.C. - Quarterfinal		North Carolina (2)	L 79-67
2007	11-5 (T-1st)	Tampa, Fla. - Quarterfinal	2	N.C. State (10)	L 79-71
2008	5-11 (10th)	Charlotte, N.C. - First Round	10	Georgia Tech (7)	L 94-76
2009	4-12 (11th)	Atlanta, Ga. - First Round	11	Boston College (6)	L 76-63
2010	5-11 (T-9th)	Greensboro, N.C. - First Round	9	Boston College (8)	W 68-62
		Greensboro, N.C. - Quarterfinal		Duke (1)	L 57-46
2011	7-9 (T-7th)	Greensboro, N.C. - First Round	8	Miami (9)	L 69-62 (ot)
2012	9-7 (T-4th)	Atlanta, Ga. - Quarterfinal	4	N.C. State (5)	L 67-64
2013	11-7 (T-4th)	Greensboro, N.C. - Quarterfinal	4	N.C. State (5)	L 75-56
2014	16-2 (1st)	Greensboro, N.C. - Quarterfinal	1	Florida State (9)	W 64-51
		Greensboro, N.C. - Semifinal		Pittsburgh (5)	W 51-48
		Greensboro, N.C. - Final		Duke (3)	W 72-63
2015	16-2 (1st)	Greensboro, N.C. - Quarterfinal	1	Florida State (9)	W 58-44
		Greensboro, N.C. - Semifinal		North Carolina (5)	L 71-67
2016	13-5 (T-2nd)	Washington, D.C. - Quarterfinal	2	Georgia Tech (10)	W 72-52
		Washington, D.C. - Semifinal		Miami (3)	W 73-68
		Washington, D.C. - Final		North Carolina (1)	L 61-57
2017	11-7 (T-6th)	Brooklyn, N.Y. - Second Round	6	Pittsburgh (14)	W 75-63
		Brooklyn, N.Y. - Second Round		Notre Dame (3)	L 71-58
2018	17-1 (1st)	Brooklyn, N.Y. - Quarterfinal	1	Louisville (9)	W 75-58
		Brooklyn, N.Y. - Semifinal		Clemson (4)	W 64-58
		Brooklyn, N.Y. - Final		North Carolina (6)	W 71-63
Totals					41-62

ACC TOURNAMENT SERIES RECORDS

Opponent	Overall	1st	2nd	Quarter	Semi	Final	Atlanta	Brooklyn	Charlotte	Greensboro	Landover	Raleigh	Tampa	Wash. DC
Boston College	1-1	1-1	-	-	-	-	0-1	-	-	1-0	-	-	-	-
Clemson	7-1	1-0	-	3-1	3-0	-	1-0	1-0	1-0	4-1	-	-	-	-
Duke	4-15	0-2	-	2-10	1-3	1-0	1-1	-	1-3	2-6	-	0-4	-	0-1
Florida State	2-0	-	-	2-0	-	-	-	-	-	2-0	-	-	-	-
Georgia Tech	5-5	0-1	-	4-3	1-0	0-1	1-2	-	0-3	1-0	2-0	-	-	1-0
Louisville	1-0	-	-	1-0	-	-	-	1-0	-	-	-	-	-	-
Miami	2-1	1-1	-	-	1-0	-	-	-	-	0-1	-	-	-	2-0
North Carolina	4-13	-	-	2-4	0-5	2-4	-	1-0	2-3	0-6	1-1	0-2	-	0-1
Notre Dame	0-1	-	-	0-1	-	-	-	0-1	-	-	-	-	-	-
N.C. State	2-14	-	-	2-9	0-4	0-1	0-2	-	0-3	1-5	1-0	0-3	0-1	-
Pittsburgh	2-0	-	1-0	-	1-0	-	-	1-0	-	1-0	--	--	--	-
Virginia Tech	1-0	1-0	-	-	-	-	-	-	-	1-0	-	-	-	-
Wake Forest	6-6	-	-	5-5	1-1	-	-	-	2-0	4-4	-	0-2	-	-
Maryland	4-4	-	-	3-2	1-2	-	-	-	1-0	0-1	1-1	2-2	-	-
South Carolina	0-1	-	-	0-1	-	-	-	-	0-1	-	-	-	-	-
TOTALS	41-62	4-5	1-0	24-36	9-15	3-6	3-6	4-1	7-13	17-24	5-2	2-13	0-1	3-2



Official Basketball Box Score -- Game Totals -- Final Statistics

Towson vs Virginia
11/06/18 7:00 pm at

Towson 42 • 0-1

#	Player		Total		3-Ptr		Rebounds			PF	TP					Min
			FG-FGA	FG-FGA	FT-FTA	Off	Def	Tot	A			TO	Blk	Stl		
20	Nakye Sanders	f	0-2	0-0	3-6	0	3	3	3	3	0	4	0	0	24	
44	Alex Thomas	f	0-2	0-1	3-4	1	2	3	4	3	0	1	0	0	26	
00	Tobias Howard	c	3-7	3-6	1-2	0	1	1	2	10	0	3	0	0	31	
23	Brian Fobbs	g	4-12	1-5	0-2	2	4	6	0	9	0	1	0	0	31	
25	Nicolas Timberlake	g	2-6	0-2	2-5	1	2	3	2	6	0	2	0	3	26	
03	Allen Betrand		0-2	0-0	0-0	0	1	1	1	0	0	0	0	0	15	
05	Jakigh Dottin		1-3	0-0	3-6	0	2	2	0	5	0	1	0	0	15	
10	Yagizhan Selcuk		0-2	0-0	0-0	1	1	2	0	0	0	0	0	0	4	
11	Dennis Tunstall		3-4	0-0	0-0	5	1	6	4	6	0	1	0	0	15	
13	Quinton Drayton		0-0	0-0	0-0	1	0	1	1	0	0	1	0	0	3	
22	Solomon Uyaelunmo		0-0	0-0	0-2	0	3	3	1	0	0	0	0	0	12	
32	Chris Caliguiran		0-1	0-0	0-0	0	0	0	0	0	0	0	0	0	1	
Team						1	2	0	32	18	42	0	14	0	3	203
Totals			13-41	4-14	12-27	12	20	32								
FG % 1st Half: 6-21			28.6%	2nd half: 7-20	35.0%	Game: 13-41			31.7%					Deadball		
3FG % 1st Half: 2-6			33.3%	2nd half: 2-8	25.0%	Game: 4-14			28.6%					Rebounds		
FT % 1st Half: 5-12			41.7%	2nd half: 7-15	46.7%	Game: 12-27			44.4%					6		

Virginia 73 • 1-0

#	Player		Total		3-Ptr	Rebounds					PF	TP	A TO Blk Stl				Min
			FG-FGA	FG-FGA	FT-FTA	Off	Def	Tot									
33	Jack Salt	c	1-1	0-0	1-2	2	1	3	3	3	0	2	1	0	15		
02	Braxton Key	g	3-8	1-3	0-0	4	5	9	2	7	1	0	1	1	29		
05	Kyle Guy	g	2-6	1-5	3-4	0	2	2	0	8	3	0	0	0	31		
11	Ty Jerome	g	6-10	6-9	2-2	0	3	3	1	20	4	2	0	3	29		
12	DeAndre Hunter	g	5-12	0-1	3-5	4	6	10	3	13	1	0	0	1	26		
00	Kihe Clark		2-4	0-2	0-0	0	1	1	3	4	6	1	0	1	25		
01	Grant Kersey		0-0	0-0	0-0	0	0	0	0	0	0	0	0	0	1		
10	Jayden Nixon		0-0	0-0	1-2	0	0	0	0	1	0	0	0	0	4		
23	Kody Stattmann		0-2	0-2	0-0	0	0	0	1	0	1	0	0	0	4		
24	Marco Anthony		2-3	1-1	0-1	0	1	1	2	5	1	0	0	0	9		
25	Mamadi Diakite		1-3	0-2	0-0	0	2	2	3	2	1	0	0	0	17		
30	Jay Huff		3-4	1-1	1-2	1	0	1	1	8	0	0	0	0	8		
45	Austin Katstra		1-1	0-0	0-0	0	2	2	0	2	1	0	1	0	3		
	Team					0	1	1									
Totals			26-54	10-26	11-18	11	24	35	19	73	19	5	3	6	201		
FG % 1st Half: 10-27			37.0%	2nd half: 16-27	59.3%	Game: 26-54			48.1%	Deadball							
3FG % 1st Half: 4-14			28.6%	2nd half: 6-12	50.0%	Game: 10-26			38.5%	Rebounds							
FT % 1st Half: 4-7			57.1%	2nd half: 7-11	63.6%	Game: 11-18			61.1%	4,1							

Officials:
 Technical fouls: Towson-None. Virginia-None.
 Attendance: 13807
 2018-19 Men's Basketball. Round: 0. Towson vs Virginia. Played at .

Score by periods	1st	2nd	Total
Towson	19	23	42
Virginia	28	45	73



Official Basketball Box Score -- Game Totals -- Final Statistics

Coppin St. vs Virginia
11/16/18 7:00 pm at

Coppin St. 40 • 0-4

#	Player		Total		3-Ptr		Rebounds			PF	TP	A TO Blk Stl				Min
			FG-FGA	FG-FGA	FT-FTA	Off	Def	Tot								
01	Chad Andrews-Fulton	f	2-5	1-2	0-0	1	3	4	3	5	4	3	0	0	21	
05	Cedric Council	f	1-3	0-1	0-0	1	2	3	3	2	1	1	0	0	24	
00	Ibn Williams	g	2-9	2-4	0-0	0	2	2	1	6	0	4	0	0	33	
13	DeJuan Clayton		2-6	0-2	0-0	0	1	1	3	4	1	1	0	0	26	
22	Lamar Morgan	g	2-8	2-8	0-0	0	3	3	2	6	0	1	0	0	28	
03	Giir Ring		1-2	0-1	0-0	0	0	0	0	2	0	0	0	0	3	
04	Nigel Marshall		2-8	0-2	0-0	0	1	1	1	4	2	1	0	0	23	
11	Justin Steers		1-2	0-0	0-0	1	1	2	1	2	1	0	0	0	7	
21	Lucian Brownlee		1-2	1-2	0-0	0	1	1	0	3	1	0	0	0	7	
23	Kent Auslander		1-3	0-2	0-0	0	2	2	1	2	0	2	0	0	17	
25	Brendan Medley-Bacon		2-4	0-0	0-0	1	3	4	4	4	0	1	0	0	12	
Team						1	1	2								
Totals			17-52	6-24	0-0	5	20	25	19	40	10	16	0	0	201	
FG % 1st Half: 7-27			25.9%	2nd half: 10-25	40.0%	Game: 17-52		32.7%	Deadball							
3FG % 1st Half: 3-12			25.0%	2nd half: 3-12	25.0%	Game: 6-24		25.0%	Rebounds							
FT % 1st Half: 0-0			0.0%	2nd half: 0-0	0.0%	Game: 0-0		0.0%	0							

Virginia 97 • 3-0

#	Player		Total		3-Ptr		Rebounds			PF	TP	A TO Blk Stl				Min
			FG-FGA	FG-FGA	FT-FTA	Off	Def	Tot								
25	Mamadi Diakite	f	7-9	2-2	2-2	1	2	3	2	18	1	2	2	0	22	
02	Braxton Key	g	2-4	1-2	2-2	1	6	7	1	7	1	0	2	0	26	
05	Kyle Guy	g	3-5	1-1	0-0	1	5	6	0	7	5	0	0	1	28	
11	Ty Jerome	g	4-6	1-2	2-3	0	4	4	1	11	6	1	0	2	25	
12	De'Andre Hunter	g	7-9	4-4	2-3	0	1	1	2	20	3	1	0	3	16	
00	Kihe Clark		3-8	3-7	0-0	0	2	2	0	9	2	0	0	0	22	
01	Grant Kersey		1-1	1-1	0-0	0	0	0	0	3	0	0	0	0	4	
10	Jayden Nixon		1-4	0-1	0-0	0	3	3	1	2	0	0	1	1	7	
23	Kody Statmann		1-2	0-1	4-4	1	1	2	0	6	1	0	0	1	10	
24	Marco Anthony		1-3	0-1	0-0	0	2	2	0	2	4	0	0	0	17	
30	Jay Huff		4-5	1-1	0-1	1	3	4	1	9	0	0	0	0	16	
45	Austin Katstra		1-2	1-2	0-0	0	0	0	0	3	1	0	0	0	7	
Team						0	1	1								
Totals				35-58	15-25	12-15	5	30	35	8	97	24	4	5	8	200
FG % 1st Half: 17-28			60.7%	2nd half: 18-30	60.0%	Game: 35-58			60.3%	Deadball						
3FG % 1st Half: 6-13			46.2%	2nd half: 9-12	75.0%	Game: 15-25			60.0%	Rebounds						
FT % 1st Half: 5-7			71.4%	2nd half: 7-8	87.5%	Game: 12-15			80.0%	1						

Officials: Chance Moore, Patrick Harwood, Brian Dorsey
 Technical fouls: Coppin St.-None. Virginia-None.
 Attendance: 13971
 2018-19 Men's Basketball. Round: 0. Coppin St. vs Virginia. Played at .

Score by periods	1st	2nd	Total
Coppin St.	17	23	40
Virginia	45	52	97



Official Basketball Box Score -- Game Totals -- Final Statistics

George Washington vs Virginia
11/11/18 2:00 pm at

George Washington 57 • 0-3

#	Player		Total		3-Ptr		Rebounds			PF	TP	A TO Blk Stl				Min
			FG-FGA	FG-FGA	FT-FTA	Off	Def	Tot								
11	Arnaldo Toro	f	1-4	0-0	3-3	2	6	8	2	5	2	1	1	2	26	
00	Justin Mazzulla	g	1-5	0-2	1-2	0	2	2	2	3	0	2	0	0	31	
01	Terry Nolan Jr.	g	3-5	2-4	5-7	0	0	0	3	13	0	2	0	1	27	
02	Armel Potter	g	1-7	1-2	0-0	1	2	3	3	3	3	2	0	1	29	
13	D.J. Williams	g	6-10	1-3	4-5	0	5	5	1	17	1	2	0	0	29	
04	Justin Williams		0-0	0-0	0-2	0	1	1	1	0	0	1	1	0	4	
05	Adam Mitola		0-1	0-1	0-0	0	0	0	0	0	0	0	0	0	4	
12	Shandon Brown		0-1	0-1	0-2	0	2	2	3	0	0	0	0	0	11	
14	Maceo Jack		3-7	2-5	0-0	1	0	1	1	8	1	1	0	0	15	
15	Mezie Offurum		0-1	0-0	2-2	0	1	1	1	2	1	0	0	0	11	
32	Javier Lanqarica		2-3	0-0	0-0	0	0	0	1	4	0	0	0	0	4	
35	Marcus Littles		1-1	0-0	0-0	1	0	1	3	2	0	4	0	0	9	
Team						1	0	1					1			
Totals			18-45	6-18	15-23	6	19	25	21	57	8	16	2	4	200	
FG % 1st Half: 5-22			22.7%	2nd half: 13-23	56.5%	Game: 18-45			40.0%	Deadball						
3FG % 1st Half: 1-9			11.1%	2nd half: 5-9	55.6%	Game: 6-18			33.3%	Rebounds						
FT % 1st Half: 6-10			60.0%	2nd half: 9-13	69.2%	Game: 15-23			65.2%	3,3						

Official Basketball Box Score -- Game Totals -- Final Statistics
Virginia vs Dayton
 11/22/18 4:00 PM at Imperial Arena, Paradise Island, Bahamas

Virginia 66 • 5-0

#	Player	Total		3-Ptr		Rebounds			PF	TP	A	TO	Blk	Stl	Min
		FG-FGA	FG-FGA	FT-FTA	Off Def Tot	PF	TP	A TO Blk Stl							
25	Diakite,Mamadi	f	0-2	0-0	0-0	1 0 1	3	0	0	0	0	0	0	0	8
02	Key,Braxton	g	1-6	0-3	1-2	1 5 6	2	3	2	0	0	0	4	33	
05	Guy,Kyle	g	5-11	2-6	2-2	2 1 3	0	14	1	1	0	0	0	38	
11	Jerome,Ty	g	3-10	2-6	7-10	1 0 1	2	15	2	1	0	1	1	27	
12	Hunter,De'Andre	g	8-11	1-2	6-6	5 1 6	2	23	1	2	0	1	1	39	
00	Clark,Kihe		3-7	2-3	1-2	1 4 5	1	9	2	3	0	0	0	30	
30	Huff,Jay		0-0	0-0	0-0	0 1 1	0	0	0	1	0	0	0	5	
33	Salt,Jack		1-2	0-0	0-0	1 3 4	4	2	0	1	0	0	0	20	
Team					2 1 3										
Totals			21-49	7-20	17-22	14 16 30	14	66	8	9	0	6	200		

FG % 1st Half: 10-27 37.0% 2nd half: 11-22 50.0% Game: 21-49 42.9% Deadball Rebounds 1
 3FG % 1st Half: 3-10 30.0% 2nd half: 4-10 40.0% Game: 7-20 35.0%
 FT % 1st Half: 4-4 100.0 2nd half: 13-18 72.2% Game: 17-22 77.3%

Dayton 59 • 4-1

#	Player	Total		3-Ptr		Rebounds			PF	TP	A	TO	Blk	Stl	Min
		FG-FGA	FG-FGA	FT-FTA	Off Def Tot	PF	TP	A TO Blk Stl							
00	Cunningham, Josh	f	6-8	0-0	3-5	2 3 5	2	15	0	5	0	1	32		
33	Mikesell, Ryan	f	1-2	0-1	0-0	1 5 6	2	2	0	2	0	0	19		
03	Landers, Trey	g	4-10	0-3	1-2	4 1 5	3	9	3	2	1	3	35		
04	Davis, Jordan	g	2-6	1-3	0-0	0 2 2	4	5	1	2	0	0	32		
10	Crutcher, Jalen	g	4-9	3-6	0-1	0 2 2	3	11	7	1	0	1	37		
01	Toppin, Obi		6-7	1-1	0-0	1 3 4	2	13	1	0	1	0	26		
31	Matos, Jhery		1-1	0-0	0-0	0 0 0	4	2	0	0	0	1	13		
35	Cohill, Dwayne		1-3	0-0	0-0	1 2 3	1	2	0	0	0	0	6		
Team					0 0 0										
Totals			25-46	5-14	4-8	9 18 27	21	59	12	14	2	6	200		

FG % 1st Half: 9-17 52.9% 2nd half: 16-29 55.2% Game: 25-46 54.3% Deadball Rebounds 0
 3FG % 1st Half: 1-4 25.0% 2nd half: 4-10 40.0% Game: 5-14 35.7%
 FT % 1st Half: 3-7 42.9% 2nd half: 1-1 100.0 Game: 4-8 50.0%

Officials: Gary Maxwell, Tony Padilla, Raymie Styons
 Technical fouls: Virginia-None. Dayton-None.
 Attendance: 2258
 2018 Bad Boy Mowers Battle 4 Atlantis - Game 6

Score by periods	1st	2nd	Total
Virginia	27	39	66
Dayton	22	37	59

Points	In Paint	Off T/O	2nd Chance	Fast Break	Bench
VA	22	15	20	0	11
UD	36	9	16	2	17

Last FG - VA 2nd-00:55, UD 2nd-00:17.
 Largest lead - VA by 9 2nd-14:31, UD by 7 1st-15:33.
 VA led for 25:34. UD led for 11:43. Game was tied for 02:43.

Score tied - 1 time.
 Lead changed - 1 time.

Official Basketball Box Score -- Game Totals -- Final Statistics
Virginia St. vs Maryland
 11/28/18 7:15 pm at

Virginia 76 • 7-0

#	Player	Total		3-Ptr		Rebounds			PF	TP	A	TO	Blk	Stl	Min
		FG-FGA	FG-FGA	FT-FTA	Off Def Tot	PF	TP	A TO Blk Stl							
33	Jack Salt	c	6-7	0-0	0-1	3 4 7	3	12	1	0	1	1	34		
00	Kihe Clark	g	1-4	0-2	2-4	1 1 2	3	4	4	0	0	2	35		
05	Kyle Guy	g	6-14	5-9	1-1	0 3 3	1	18	3	0	0	1	38		
11	Ty Jerome	g	6-14	3-7	2-3	2 1 3	2	17	1	1	0	1	31		
12	De'Andre Hunter	g	6-13	1-3	2-2	3 2 5	3	15	4	0	1	0	35		
02	Braxton Key		3-4	1-1	3-4	0 1 1	3	10	0	0	0	2	11		
24	Marco Anthony		0-1	0-0	0-0	0 1 1	0	0	1	0	0	0	6		
25	Mamadi Diakite		0-2	0-0	0-0	0 1 1	4	0	1	1	0	0	10		
Team					0 0 0										
Totals			28-59	10-22	10-15	9 14 23	19	76	15	2	2	7	200		

FG % 1st Half: 15-30 50.0% 2nd half: 13-29 44.8% Game: 28-59 47.5% Deadball Rebounds 2,1
 3FG % 1st Half: 8-16 50.0% 2nd half: 2-6 33.3% Game: 10-22 45.5%
 FT % 1st Half: 1-1 100.0 2nd half: 9-14 64.3% Game: 10-15 66.7%

Maryland 71 • 6-1

#	Player	Total		3-Ptr		Rebounds			PF	TP	A	TO	Blk	Stl	Min
		FG-FGA	FG-FGA	FT-FTA	Off Def Tot	PF	TP	A TO Blk Stl							
23	Bruno Fernando	f	6-8	0-0	2-2	4 7 11	1	14	2	3	2	0	32		
25	Jalen Smith	f	3-6	0-2	0-1	1 4 5	1	6	3	0	0	0	27		
01	Anthony Cowan	g	5-12	1-4	4-6	1 0 1	5	15	4	4	0	0	36		
05	Eric Ayala	g	4-7	3-4	2-3	0 4 4	1	13	2	3	0	0	35		
11	Darryl Morsell	g	3-7	0-2	2-4	0 4 4	3	8	1	2	0	0	34		
02	Aaron Wiggins		5-8	3-5	0-0	2 2 4	4	13	0	0	0	0	24		
10	Serrel Smith Jr.		1-1	0-0	0-0	0 0 0	1	2	0	1	0	0	8		
13	Ivan Bender		0-0	0-0	0-0	0 1 1	0	0	0	0	0	0	2		
14	Ricky Lindo Jr.		0-1	0-0	0-0	0 0 0	0	0	0	0	0	0	2		
Team					2 3 5										
Totals			27-50	7-17	10-16	10 25 35	16	71	12	14	2	0	200		

FG % 1st Half: 14-29 48.3% 2nd half: 13-21 61.9% Game: 27-50 54.0% Deadball Rebounds 4
 3FG % 1st Half: 1-6 16.7% 2nd half: 6-11 54.5% Game: 7-17 41.2%
 FT % 1st Half: 1-1 100.0 2nd half: 9-15 60.0% Game: 10-16 62.5%

Officials: Kelly Pfiefer,Keith Kimble,Terry Ogelsby
 Technical fouls: Virginia-None. Maryland-None.
 Attendance: 17950
 2018-19 Men's Basketball. Round: 0. Maryland vs Virginia. Played at .

Score by periods	1st	2nd	Total
Virginia	39	37	76
Maryland	30	41	71

Official Basketball Box Score -- Game Totals -- Final Statistics
Virginia vs Wisconsin
 11/23/18 2:00 PM at Imperial Arena, Paradise Island, Bahamas

Virginia 53 • 6-0

#	Player	Total		3-Ptr		Rebounds			PF	TP	A	TO	Blk	Stl	Min
		FG-FGA	FG-FGA	FT-FTA	Off Def Tot	PF	TP	A TO Blk Stl							
33	Salt,Jack	c	1-4	0-0	0-0	4 1 5	4	2	0	1	1	1	26		
00	Clark,Kihe	g	1-3	1-1	2-2	0 5 5	0	5	2	0	0	3	37		
05	Guy,Kyle	g	3-10	2-6	1-2	0 3 3	1	9	3	2	0	0	34		
11	Jerome,Ty	g	5-17	1-6	0-0	1 3 4	3	11	5	0	0	3	38		
12	Hunter,De'Andre	g	8-14	0-3	4-6	1 8 9	0	20	0	1	1	0	36		
02	Key,Braxton		0-4	0-1	0-0	0 0 0	1	0	0	0	0	0	12		
25	Diakite,Mamadi		2-2	0-0	2-2	0 2 2	0	6	0	1	0	1	17		
Team					1 2 3										
Totals			20-54	4-17	9-12	7 24 31	9	53	10	5	2	9	200		

FG % 1st Half: 13-27 48.1% 2nd half: 7-27 25.9% Game: 20-54 37.0% Deadball Rebounds 1
 3FG % 1st Half: 3-8 37.5% 2nd half: 1-9 11.1% Game: 4-17 23.5%
 FT % 1st Half: 4-4 100.0 2nd half: 5-8 62.5% Game: 9-12 75.0%

Wisconsin 46 • 5-1

#	Player	Total		3-Ptr		Rebounds			PF	TP	A	TO	Blk	Stl	Min
		FG-FGA	FG-FGA	FT-FTA	Off Def Tot	PF	TP	A TO Blk Stl							
22	Happ, Ethan	f	11-19	0-0	0-0	1 14 15	3	22	6	6	4	0	36		
35	Reuvers, Nate	f	1-3	0-1	0-0	1 2 3	2	2	3	1	1	0	30		
00	Trice, D'Mitrik	g	2-9	0-2	1-2	0 4 4	1	5	1	3	0	0	37		
21	Iverson, Khalil	g	3-3	0-0	1-1	1 5 6	0	7	2	0	0	1	31		
34	Davison, Brad	g	2-8	1-4	0-0	1 1 2	4	5	0	0	0	2	27		
01	Pritzl, Brevin		0-1	0-1	0-0	0 1 1	0	0	1	0	0	0	4		
02	Ford, Aleem		0-1	0-1	0-0	0 0 0	0	0	0	0	0	0	3		
12	Anderson, Trevor		0-0	0-0	0-0	0 0 0	0	0	0	0	0	0	3		
15	Thomas, Charles		0-0	0-0	0-0	0 0 0	0	0	0	0	0	0	2		
23	King, Kobe		2-4	1-2	0-0	0 0 0	1	5	0	1	0	1	27		
Team					0 0 2										
Totals			21-48	2-11	2-3	4 29 33	11	46	13	13	5	4	200		

FG % 1st Half: 9-25 36.0% 2nd half: 12-23 52.2% Game: 21-48 43.8% Deadball Rebounds 0
 3FG % 1st Half: 0-5 0.0% 2nd half: 2-6 33.3% Game: 2-11 18.2%
 FT % 1st Half: 0-0 0.0% 2nd half: 2-3 66.7% Game: 2-3 66.7%

Officials: Gary Maxwell, Keith Kimble, Tony Padilla
 Technical fouls: Virginia-None. Wisconsin-None.
 Attendance: 2249
 2018 Bad Boy Mowers Battle 4 Atlantis - Championship Game - Game 10

Score by periods	1st	2nd	Total
Virginia	33	20	53
Wisconsin	18	28	46

	In	Off	2nd	Fast	
Points	Paint	T/O	Chance	Break	Bench
VA	22	12	8	2	6
WIS	32	6	2	0	5



Official Basketball Box Score -- Game Totals -- Final Statistics

VCU vs Virginia
12/09/18 1:30 pm at

VCU 49 • 7-3

#	Player	Total		3-Ptr		Rebounds			PF	TP	A	TO	Blk	Stl	Min
		FG-FGA	FG-FGA	FT-FTA	Off Def Tot	PF	TP	A TO Blk Stl							
04	Corey Douglas	f	2-3	0-1	0-0	1 0 1	4 4	0 1 2 0	17						
14	Marcus Santos-Silva	f	3-7	0-0	2-3	6 4 10	4 8	0 1 0 0	25						
23	Issac Vann	f	4-10	0-3	2-3	1 2 3	1 10	3 1 0 0	34						
00	De'Riante Jenkins	g	3-14	2-10	0-0	2 3 5	1 8	0 1 0 1	24						
02	Marcus Evans	g	1-10	1-6	0-0	0 1 1	4 3	1 3 0 0	27						
01	Mike'L Simms		1-5	1-3	0-0	0 1 1	1 3	0 0 0 0	15						
05	Sean Mobley		1-5	0-2	1-1	0 3 3	0 3	1 0 0 0	18						
10	Vince Williams		2-4	1-1	2-4	2 1 3	2 7	0 1 1 1	15						
13	Malik Crowfield		0-1	0-1	0-0	0 3 3	0 0	2 0 0 0	15						
22	Michael Gilmore		1-2	1-2	0-0	0 1 1	3 3	0 0 0 0	5						
24	P.J. Byrd		0-0	0-0	0-0	0 0 0	1 0	0 0 0 0	5						
Team						3 0 3		1							
Totals			18-61	6-29	7-11	15 19 34	21 49	7 8 4 2	200						

FG % 1st Half: 10-27 37.0% 2nd half: 8-34 23.5% Game: 18-61 29.5% Deadball Rebounds 4
 3FG % 1st Half: 3-11 27.3% 2nd half: 3-18 16.7% Game: 6-29 20.7%
 FT % 1st Half: 1-3 33.3% 2nd half: 6-8 75.0% Game: 7-11 63.6%

Virginia 57 • 9-0

#	Player	Total		3-Ptr		Rebounds			PF	TP	A	TO	Blk	Stl	Min
		FG-FGA	FG-FGA	FT-FTA	Off Def Tot	PF	TP	A TO Blk Stl							
33	Jack Salt	c	0-1	0-0	1-3	3 4 7	2 1	0 2 1 0	20						
00	Kihei Clark	g	1-5	0-1	7-7	0 2 2	3 9	4 3 0 2	33						
05	Kyle Guy	g	4-13	1-5	6-7	3 3 6	2 15	1 1 0 0	37						
11	Ty Jerome	g	4-13	3-9	3-4	0 8 8	1 14	3 1 0 2	37						
12	De'Andre Hunter	g	1-6	0-1	7-7	2 2 4	5 9	0 2 0 0	35						
02	Braxton Key		1-2	1-2	0-0	1 3 4	3 3	1 2 0 0	12						
24	Marco Anthony		0-0	0-0	0-0	0 0 0	0 0	0 0 0 0	2						
25	Mamadi Diakite		2-4	0-0	2-2	2 3 5	1 6	0 1 1 0	22						
30	Jay Huff		0-0	0-0	0-0	0 0 0	1 0	0 0 0 0	2						
Team						1 1 2									
Totals			13-44	5-18	26-30	12 26 38	18 57	9 12 2 4	200						

FG % 1st Half: 8-23 34.8% 2nd half: 5-21 23.8% Game: 13-44 29.5% Deadball Rebounds 4,2
 3FG % 1st Half: 3-10 30.0% 2nd half: 2-8 25.0% Game: 5-18 27.8%
 FT % 1st Half: 10-12 83.3% 2nd half: 16-18 88.9% Game: 26-30 86.7%

Officials: Pat Driscoll, Tony Henderson, Lee Cassell
 Technical fouls: VCU-None. Virginia-None.
 Attendance: 13648
 2018-19 Men's Basketball. Round: 0. VCU vs Virginia. Played at .

Score by periods	1st	2nd	Total
VCU	24	25	49
Virginia	29	28	57



Official Basketball Box Score -- Game Totals -- Final Statistics

Virginia vs South Carolina

12/19/18 7:01 p.m.ET at Columbia, S.C. (Colonial Life Arena)

Virginia 69 • 10-0

#	Player	Total		3-Ptr		Rebounds			PF	TP	A	TO	Blk	Stl	Min
		FG-FGA	FG-FGA	FT-FTA	Off Def Tot	PF	TP	A TO Blk Stl							
25	DIAKITE, Mamadi	f	5-6	0-0	0-1	1 4 5	4 10	1 1 1 2	22						
33	SALT, Jack	c	1-3	0-0	2-4	2 7 9	3 4	2 0 1 1	33						
05	GUY, Kyle	g	6-14	5-11	1-1	1 0 1	1 18	0 2 0 0	37						
11	JEROME, Ty	g	9-15	3-8	4-4	1 5 6	1 25	7 2 0 0	36						
12	HUNTER, De'Andre	g	2-10	0-2	1-1	1 2 3	3 5	3 0 0 1	23						
00	CLARK, Kihei		1-4	0-1	0-0	0 0 0	1 2	2 0 0 0	24						
02	KEY, Braxton		2-6	0-2	1-2	3 4 7	2 5	0 0 0 0	23						
24	ANTHONY, Marco		0-1	0-0	0-0	0 0 0	0 0	0 0 0 0	2						
Team						1 1 2									
Totals			26-59	8-24	9-13	10 23 33	15 69	15 5 2 6	200						

FG % 1st Half: 12-31 38.7% 2nd half: 14-28 50.0% Game: 26-59 44.1% Deadball Rebounds 1,2
 3FG % 1st Half: 4-12 33.3% 2nd half: 4-12 33.3% Game: 8-24 33.3%
 FT % 1st Half: 5-6 83.3% 2nd half: 4-7 57.1% Game: 9-13 69.2%

South Carolina 52 • 4-6

#	Player	Total		3-Ptr		Rebounds			PF	TP	A	TO	Blk	Stl	Min
		FG-FGA	FG-FGA	FT-FTA	Off Def Tot	PF	TP	A TO Blk Stl							
13	HAASE, Felipe	f	1-2	1-1	0-0	0 5 5	1 3	0 1 0 0	28						
24	BRYANT, Keyshawn	f	3-6	0-1	0-0	0 2 2	2 6	0 1 2 0	16						
30	SILVA, Chris	f	4-12	0-2	3-5	2 4 6	4 11	0 4 2 2	30						
00	LAWSON, A.J.	g	1-5	1-3	4-4	2 3 5	1 7	3 3 0 2	35						
04	CAMPBELL, Tre	g	0-2	0-2	2-2	0 0 0	0 2	2 0 0 0	16						
02	GRAVETT, Hassani		5-14	0-4	0-0	3 1 4	2 10	2 2 0 0	32						
20	FRINK, Alanzo		4-8	1-2	0-2	3 5 8	3 9	2 1 0 0	23						
23	HINSON, Evan		2-6	0-3	0-0	1 4 5	2 4	0 0 0 0	20						
Team						1 1 2									
Totals			20-55	3-18	9-13	12 25 37	15 52	9 12 4 4	200						

FG % 1st Half: 11-31 35.5% 2nd half: 9-24 37.5% Game: 20-55 36.4% Deadball Rebounds 2,1
 3FG % 1st Half: 2-13 15.4% 2nd half: 1-5 20.0% Game: 3-18 16.7%
 FT % 1st Half: 2-2 100.0% 2nd half: 7-11 63.6% Game: 9-13 69.2%

Officials: Doug Shows, Joe Lindsey, Pat Driscoll
 Technical fouls: Virginia-None. South Carolina-None.
 Attendance: 12291

Score by periods	1st	2nd	Total
Virginia	33	36	69
South Carolina	26	26	52

	In	Off	2nd	Fast	Bench
Points					
VA	26	14	7	2	7
SC	28	4	14	8	23

Last FG - VA 2nd-02:36, SC 2nd-01:43.
 Largest lead - VA by 19 2nd-01:57, SC None.
 VA led for 39:32. SC led for 00:00. Game was tied for 00:19.

Score tied - 0 times.
 Lead changed - 0 times.

Official Basketball Box Score - Final
William & Mary vs Virginia
12/22/18Game Time: 2:00 PM
Game Duration: 1:57

William & Mary - 40 • 4-8

#	Player	Total		3-Ptr		Rebounds			PF	TP	A	TO	Blk	Stl	Min
		FG-FGA	FG-FGA	FT-FTA	Off Def Tot	PF	TP	A TO Blk Stl							
23	Nathan Knight	F	9-17	0-1	4-6	2 3 5	5 22	0 1 2 0	31:35						
12	Paul Rowley	F	1-8	0-5	0-0	0 2 2	1 0	0 0 0 0	24:34						
23	Justin Pierce	F	1-6	1-4	0-0	0 4 4	2 3	0 1 0 1	24:34						
2	Matt Milon	G	0-3	0-3	2-2	0 0 0	2 2	1 2 0 1	18:56						
12	Luke Loewe	G	1-1	0-0	0-2	1 0 1	1 2	1 0 0 0	26:06						
11	L.J. Owens		1-3	0-0	0-3	1 3 4	3 2	0 0 0 0	23:48						
21	Quinn Blair		0-1	0-1	0-0	0 0 0	1 0	0 0 0 0	05:57						
0	Jihar Williams		0-0	0-0	0-0	0 0 0	0 0	0 0 0 0	02:56						
1	Thornton Scott		0-2	0-2	0-0	0 3 3	1 0	0 1 0 0	13:54						
15	Chase Audige		3-7	1-4	0-0	2 1 3	1 7	1 2 1 2	27:40						
30	Mehkel Harvey		0-0	0-0	0-3	0 0 0	0 0	0 0 0 0	02:04						
24	Austin Washburn		0-0	0-0	0-0	1 0 1	0 0	0 0 0 0	00:52						
33	Chris Clark		0-1	0-0	0-0	0 0 0	0 0	0 0 0 0	00:52						
Team						0 1 1									
Totals			16-49	2-20	6-16	7 17 24	17 40	3 7 3 4	200:00						

FG % 1st: 8-24 33.3% 2nd: 8-25 32.0% Game: 16-49 32.7% Deadball Rebounds 3,0
 3PT % 1st: 1-10 10.0% 2nd: 1-10 10.0% Game: 2-20 10.0%
 FT % 1st: 6-10 60.0% 2nd: 0-6 0.0% Game: 6-16 37.5%

Virginia - 72 • 11-0

#	Player		Total	3-Ptr	FT-FTA	Rebounds	PF	TP	A	TO	Blk	Stl	Min
			FG/FGA			Off Def Tot							
25	Mamadi Diakite	F	3-5	0-0	0-0	0 6 6	2	6	2	0	1	0	24:14
33	Jack Salt	C	3-5	0-0	0-0	2 0 2	4	6	0	2	0	0	14:56
5	Kyle Guy	G	5-8	2-5	4-4	1 6 7	3	16	1	2	0	0	30:54
11	Ty Jerome	G	3-9	1-2	1-2	0 9 9	2	8	4	1	0	2	28:32
12	De'Andre Hunter	G	4-8	1-1	9-10	1 3 4	1	18	3	0	0	2	31:02
0	Kihei Clark		0-3	0-1	2-2	0 1 1	2	2	1	0	0	0	26:58
2	Braxton Key		3-3	0-0	3-3	2 2 4	0	9	0	0	0	0	18:01
10	Jayden Nixon		1-1	0-0	0-0	1 2 3	0	2	0	0	0	0	03:35
23	Kody Stattmann		1-3	0-2	0-0	0 1 1	0	2	0	0	0	0	03:35
24	Marco Anthony		0-1	0-0	0-0	0 0 0	1	0	1	1	0	0	07:15
30	Jay Huff		1-2	1-1	0-0	0 1 1	1	3	0	1	0	0	04:47
1	Francesco Badocchi		0-1	0-0	0-1	1 2 1	1	0	0	0	0	0	02:56
13	Grant Kersey		0-0	0-0	0-0	0 0 0	0	0	0	0	0	0	01:18
45	Austin Katstra		0-1	0-1	0-0	1 0 1	0	0	0	0	0	0	01:57
Totals			24-50	5-13	19-21	9 33 42	17	72	12	7	1	4	200:00
FG %			1st: 13/25 52.0%	2nd: 11/25 44.0%	Game: 24/50 48.0%	5-13 38.5%			DeadBall				
3PT %			1st: 9/4 50.0%	2nd: 12/16 75.0%	Game: 19/21 90.5%				Rebounds				



Official Basketball Box Score -- Game Totals -- Final Statistics

Florida St. vs Virginia
01/05/19 3:00 pm at
**Florida St. 52 • 12-2**

##	Player	Total		3-Ptr		Rebounds			PF	TP	A	TO	Blk	Stl	Min
		FG-FGA	FG-FGA	FT-FTA	Off Def Tot	PF	TP	A TO Blk Stl							
00	Phil Cofer	f	3-8	2-6	1-3	1 3 4	2 9	1 0 0 0	25						
21	Christ Koumadje	c	1-2	0-0	0-2	1 1 2	2 2	0 0 1 0	14						
03	Trent Forrest	g	0-2	0-0	1-2	0 4 4	1 1	2 0 1 0	27						
05	PJ Savoy	g	3-5	2-4	0-0	0 1 1	2 8	0 2 0 5	12						
23	M.J. Walker	g	1-4	1-3	4-4	0 1 1	1 7	2 3 1 0	26						
01	RaiQuan Gray		1-5	0-3	0-0	1 3 4	2 2	0 2 0 0	15						
11	David Nichols		2-5	0-2	1-1	0 1 1	2 5	1 2 0 2	20						
13	Anthony Polite		1-2	1-2	2-2	0 2 2	0 5	0 1 0 0	15						
14	Terance Mann		0-3	0-1	0-0	0 2 2	3 0	0 1 1 1	18						
24	Devin Vassell		1-1	0-0	4-6	0 0 0	0 6	1 0 0 0	5						
25	Mfiondu Kabengele		2-7	0-2	1-4	2 5 7	4 5	0 2 2 0	19						
31	Wyatt Wilkes		0-0	0-0	2-3	0 0 0	0 2	1 0 0 1	2						
35	Harrison Prieto		0-0	0-0	0-0	1 0 1	0 0	0 0 0 0	2						
Team					2 1 3		2								
Totals			15-44	6-23	16-27	8 24 32	19 52	8 15 6 9	200						
FG % 1st Half: 6-19		31.6%	2nd half: 9-25	36.0%	Game: 15-44	34.1%	Deadball Rebounds								
3FG % 1st Half: 3-12		25.0%	2nd half: 3-11	27.3%	Game: 6-23	26.1%	Rebounds								
FT % 1st Half: 8-15		53.3%	2nd half: 8-12	66.7%	Game: 16-27	59.3%	5								

Virginia 65 • 13-0

##	Player	Total		3-Ptr		Rebounds			PF	TP	A	TO	Blk	Stl	Min
		FG-FGA	FG-FGA	FT-FTA	Off Def Tot	PF	TP	A TO Blk Stl							
25	Mamadi Diakite	f	2-6	0-0	2-3	1 3 4	2 6	0 1 1 1	25						
33	Jack Salt	c	0-2	0-0	2-2	2 3 5	2 2	1 0 0 0	22						
05	Kyle Guy	g	7-11	5-6	2-2	0 5 5	1 21	3 1 0 1	33						
11	Ty Jerome	g	2-11	0-4	2-2	1 3 4	0 6	6 1 0 0	30						
12	De'Andre Hunter	g	2-8	0-1	2-2	1 5 6	3 6	1 0 0 0	27						
00	Kihei Clark		0-2	0-0	0-0	1 0 1	0 0	1 1 0 1	19						
01	Francesco Badocchi		1-1	0-0	0-0	0 0 0	0 2	0 0 0 0	3						
02	Braxton Key		7-11	2-5	4-4	0 6 6	1 20	0 0 0 1	26						
10	Jayden Nixon		0-0	0-0	0-0	0 0 0	2 0	0 1 0 0	1						
13	Grant Kersey		0-0	0-0	0-0	0 0 0	0 0	0 1 0 0	1						
23	Kody Statmann		0-0	0-0	0-1	0 1 1	2 0	0 2 0 0	3						
24	Marco Anthony		0-0	0-0	2-2	0 0 0	0 2	0 2 0 0	3						
30	Jay Huff		0-0	0-0	0-0	0 0 0	2 0	0 0 1 0	6						
45	Austin Katstra		0-0	0-0	0-0	0 0 0	1 0	0 0 0 0	1						
Team					3 1 4		1								
Totals			21-52	7-16	16-18	9 27 36	16 65	12 11 2 4	200						
FG % 1st Half: 13-27		48.1%	2nd half: 8-25	32.0%	Game: 21-52	40.4%	Deadball Rebounds								
3FG % 1st Half: 6-12		50.0%	2nd half: 1-4	25.0%	Game: 7-16	43.8%	0								
FT % 1st Half: 10-11		90.9%	2nd half: 6-7	85.7%	Game: 16-18	88.9%									

Officials: Tim Comer, Brian O'Connell, Ron Groover

Technical fouls: Florida St.-Phil Cofer. Virginia-Jack Salt.

Attendance: 14623

2018-19 Men's Basketball. Round: 0. Florida St. vs Virginia. Played at .

Score by periods	1st	2nd	Total
Florida St.	23	29	52
Virginia	42	23	65



Official Basketball Box Score -- Game Totals -- Final Statistics

Virginia Tech vs Virginia
01/12/19 12:06 PM at Clemson, S.C. (Littlejohn Coliseum)
**Virginia 63 • 15-0 (3-0 ACC)**

##	Player	Total		3-Ptr		Rebounds			PF	TP	A	TO	Blk	Stl	Min
		FG-FGA	FG-FGA	FT-FTA	Off Def Tot	PF	TP	A TO Blk Stl							
25	Mamadi Diakite	f	0-2	0-0	0-0	1 4 5	2 0	0 1 1 0	19						
33	Jack Salt	c	3-5	0-0	1-3	3 5 8	3 7	0 2 0 0	21						
05	Kyle Guy	g	5-15	3-9	0-0	0 3 3	1 13	1 1 0 1	35						
11	Ty Jerome	g	3-9	2-4	0-0	0 3 3	0 8	5 2 0 1	33						
12	De'Andre Hunter	g	4-10	2-4	2-2	0 7 7	3 12	1 1 0 0	31						
00	Kihei Clark		1-4	1-2	2-2	1 0 1	2 5	1 0 0 0	20						
01	Francesco Badocchi		0-0	0-0	0-0	0 0 0	0 0	0 0 0 0	1						
02	Braxton Key		3-5	1-1	0-1	2 6 8	1 7	3 1 0 2	25						
23	Kody Statmann		0-0	0-0	0-0	0 1 1	0 0	0 0 0 0	2						
24	Marco Anthony		0-2	0-1	0-0	0 0 0	0 0	0 0 0 0	3						
30	Jay Huff		4-5	1-2	2-4	1 6 7	1 11	0 0 1 0	10						
Team					2 1 3										
Totals			23-57	10-23	7-12	10 36 46	13 63	11 8 2 4	200						
FG % 1st Half: 10-26		38.5%	2nd half: 13-31	41.9%	Game: 23-57	40.4%	Deadball Rebounds								
3FG % 1st Half: 5-13		38.5%	2nd half: 5-10	50.0%	Game: 10-23	43.5%	1								
FT % 1st Half: 2-2		100.0	2nd half: 5-10	50.0%	Game: 7-12	58.3%									

Clemson 43 • 10-6 (0-3 ACC)

##	Player	Total		3-Ptr		Rebounds			PF	TP	A	TO	Blk	Stl	Min
		FG-FGA	FG-FGA	FT-FTA	Off Def Tot	PF	TP	A TO Blk Stl							
14	THOMAS, Elijah	f	4-10	0-0	0-2	3 9 12	3 8	0 4 1 1	31						
24	SKARA, David	f	3-8	1-2	2-2	1 5 6	2 9	0 1 0 1	38						
25	SIMMS, Aamir	f	1-8	0-5	0-0	0 2 2	1 2	1 0 1 1	29						
02	REED, Marcquise	g	3-14	0-5	8-11	2 6 8	1 14	1 0 0 2	32						
04	MITCHELL, Shelton	g	1-6	1-4	2-2	1 2 3	1 5	1 0 0 0	25						
00	TRAPP, Clyde		0-3	0-1	0-0	0 0 0	2 0	1 1 0 2	23						
09	TYSON, Hunter		0-2	0-1	0-0	0 0 0	1 0	1 0 0 0	4						
15	NEWMAN III, John		2-3	1-1	0-0	0 1 1	1 5	0 0 0 0	11						
35	WHITE, Javan		0-0	0-0	0-0	0 0 0	0 0	0 0 0 0	1						
55	JEMISON, Trey		0-0	0-0	0-0	0 0 0	2 0	0 0 0 0	6						
Team					1 3 4		1								
Totals			14-54	3-19	12-17	8 28 36	14 43	5 7 2 7	200						
FG % 1st Half: 5-21		23.8%	2nd half: 9-33	27.3%	Game: 14-54	25.9%	Deadball Rebounds								
3FG % 1st Half: 1-6		16.7%	2nd half: 2-13	15.4%	Game: 3-19	15.8%									
FT % 1st Half: 10-12		83.3%	2nd half: 2-5	40.0%	Game: 12-17	70.6%									

Officials: Brian Dorsey, Lee Cassell, Tony Chiazza

Technical fouls: Virginia-None. Clemson-None.

Attendance: 9242

Virginia ranked No. 4 in AP Poll; No. 1 in USA Today

Score by periods	1st	2nd	Total
Virginia	27	36	63
Clemson	21	22	43

Last FG - VA 2nd-00:56, CU 2nd-00:11.

Largest lead - VA by 23 2nd-00:56, CU None.

VA led for 37:32. CU led for 00:00. Game was tied for 02:28.

Score tied - 0 times.

Lead changed - 0 times.

Official Basketball Box Score -- Game Totals -- Final Statistics

Virginia vs Boston College
1/9/19 9:00 pm at Chestnut Hill, Mass. - Conte Forum
Virginia 83 • 14-0; 2-0 ACC

#	Player		Total		3-Ptr		Rebounds			PF	TP	A	TO	Blk	Stl	Min
			FG-FGA	FG-FGA	FT-FTA	Off	Def	Tot								
25	Mamadi Diakite	f	9-12	0-0	0-0	3	4	7	3	18	0	1	2	1	25	
33	Jack Salt	c	3-3	0-0	1-2	1	1	2	3	7	0	1	1	1	14	
05	Kyle Guy	g	4-9	2-6	0-0	0	8	8	1	10	5	1	1	2	35	
11	Ty Jerome	g	4-9	2-5	3-4	1	3	4	3	13	4	2	0	1	31	
12	De'Andre Hunter	g	6-11	2-3	4-7	2	4	6	0	18	2	1	0	0	35	
00	Kihei Clark		0-2	0-2	0-0	0	0	0	3	0	4	2	0	0	19	
01	Francesco Badocchi		0-0	0-0	0-0	0	0	0	0	0	0	0	0	0	3	
02	Braxton Key		4-5	0-1	1-1	0	9	9	0	9	2	0	2	0	27	
23	Kody Stattmann		1-1	1-1	0-0	0	1	1	0	3	0	0	0	0	2	
24	Marco Anthony		0-1	0-0	0-0	0	0	0	0	0	0	0	0	0	2	
30	Jay Huff		2-2	1-1	0-0	0	1	1	3	5	0	2	0	0	7	
	Team					1	2	3				1				
Totals			33-55	8-19	9-14	8	33	41	16	83	17	11	6	5	200	
FG % 1st Half: 18-32			56.3%	2nd half: 15-23	65.2%	Game: 33-65		60.0%	Deadball Rebounds 4							
3FG % 1st Half: 5-11			45.5%	2nd half: 3-8	37.5%	Game: 8-19		42.1%								
FT % 1st Half: 2-5			40.0%	2nd half: 7-8	77.8%	Game: 9-14		64.3%								



Official Basketball Box Score -- Game Totals -- Final Statistics
Virginia vs Duke
 01/19/19 6:00 pm at Cameron Indoor Stadium (Durham, N.C.)

**Virginia 70 • 16-1,4-1**

#	Player	Total		3-Ptr		Rebounds			PF	TP	A	TO	Blk	Stl	Min
		FG-FGA	FG-FGA	FT-FTA	FT-FTA	Off	Def	Tot							
25	Mamadi Diakite	f	1-5	0-2	0-0	0	1	1	4	2	0	0	1	0	17
33	Jack Salt	c	2-2	0-0	1-2	1	3	4	2	5	0	1	0	0	27
05	Kyle Guy	g	6-12	2-7	0-0	2	4	6	1	14	1	1	0	1	37
11	Ty Jerome	g	6-13	1-5	1-3	1	3	4	2	14	4	1	0	0	35
12	De'Andre Hunter	g	8-14	0-2	2-4	1	3	4	3	18	0	1	0	1	38
00	Kihei Clark		1-2	0-0	0-0	0	1	1	2	2	1	2	0	1	18
02	Braxton Key		2-3	0-1	7-8	1	5	6	4	11	2	1	1	1	21
30	Jay Huff		2-2	0-0	0-0	0	1	1	2	4	0	1	2	0	7
Team						1	2	3							
Totals			28-53	3-17	11-17	7	23	30	20	70	8	8	4	4	200

FG % 1st Half: 15-26 57.7% 2nd half: 13-27 48.1% Game: 28-53 52.8% Deadball Rebounds 2
 3FG % 1st Half: 1-8 12.5% 2nd half: 2-9 22.2% Game: 3-17 17.6%
 FT % 1st Half: 1-3 33.3% 2nd half: 10-14 71.4% Game: 11-17 64.7%

Duke 72 • 15-2, 4-1

#	Player	Total		3-Ptr		Rebounds			PF	TP	A	TO	Blk	Stl	Min
		FG-FGA	FG-FGA	FT-FTA	FT-FTA	Off	Def	Tot							
01	Zion Williamson	f	10-16	0-1	7-14	3	6	9	2	27	1	3	1	2	38
02	Cam Reddish	f	3-12	1-6	2-4	1	7	8	4	9	1	4	0	2	37
05	RJ Barrett	f	11-19	1-6	7-11	0	5	5	0	30	3	1	0	0	40
41	Jack White	f	2-3	0-1	0-0	2	2	4	3	4	0	0	0	1	40
20	Marques Bolden	c	0-0	0-0	2-2	2	2	4	4	2	0	0	0	0	33
12	Javin DeLaurier		0-0	0-0	0-0	0	0	0	5	0	0	0	0	0	7
15	Alex O'Connell		0-1	0-0	0-0	0	0	0	0	0	1	0	0	0	5
Team						2	0	2							
Totals			26-51	2-14	18-31	10	22	32	18	72	6	8	1	5	200

FG % 1st Half: 14-32 43.8% 2nd half: 12-19 63.2% Game: 26-51 51.0% Deadball Rebounds 5
 3FG % 1st Half: 2-10 20.0% 2nd half: 0-4 0.0% Game: 2-14 14.3%
 FT % 1st Half: 7-9 77.8% 2nd half: 11-22 50.0% Game: 18-31 58.1%

Officials: Tim Clougherty, James Breeding, Jamie Luckie
 Technical fouls: Virginia-None. Duke-None.
 Attendance: 9314

Score by periods	1st	2nd	Total
Virginia	32	38	70
Duke	37	35	72

Points	In	Off	2nd	Fast
UVA	Paint	T/O	Chance	Break
46	5	8	8	17
DU	9	13	15	0

Last FG - UVA 2nd-00:00, DU 2nd-02:18.
 Largest lead - UVA by 2 1st-19:13, DU by 8 2nd-00:44.
 UVA led for 03:39. DU led for 33:23. Game was tied for 02:58.

Score tied - 7 times.
 Lead changed - 15 times.

Official Basketball Box Score -- Game Totals -- Final Statistics
Virginia vs Notre Dame
 01/26/19 1:00 pm at Notre Dame, IN (Purcell Pavilion)

Virginia 82 • 18-1, 6-1 ACC

#	Player	Total		3-Ptr		Rebounds			PF	TP	A	TO	Blk	Stl	Min
		FG-FGA	FG-FGA	FT-FTA	FT-FTA	Off	Def	Tot							
25	Mamadi Diakite	f	4-6	1-1	1-2	2	5	7	0	10	0	1	4	0	21
33	Jack Salt	c	2-4	0-0	0-0	3	0	3	0	4	1	1	0	0	20
05	Kyle Guy	g	6-8	3-5	0-0	1	4	5	1	15	0	0	0	0	32
11	Ty Jerome	g	6-10	1-2	0-0	0	9	9	3	13	6	0	0	1	28
12	De'Andre Hunter	g	9-15	0-2	1-3	1	6	7	1	19	2	0	0	0	30
00	Kihei Clark		4-9	2-4	2-2	0	1	1	0	12	1	0	0	1	27
01	Francesco Badocchi		0-1	0-1	0-0	1	1	2	0	0	0	0	0	0	4
02	Braxton Key		2-6	0-0	0-0	1	5	6	2	4	1	0	0	0	17
10	Jayden Nixon		0-0	0-0	0-0	0	0	0	1	0	0	0	0	0	3
13	Grant Kersey		0-0	0-0	0-0	0	1	1	0	0	0	0	0	0	1
23	Kody Stattmann		1-2	1-1	0-0	0	0	0	0	3	0	0	0	0	3
24	Marco Anthony		0-1	0-0	0-0	0	1	1	0	0	0	0	0	0	4
30	Jay Huff		1-5	0-2	0-0	1	1	2	1	2	1	0	1	0	10
Team						1	0	1							
Totals			35-67	8-18	4-7	11	34	45	9	82	12	2	5	2	200

FG % 1st Half: 19-34 55.9% 2nd half: 16-33 48.5% Game: 35-67 52.2% Deadball Rebounds 1
 3FG % 1st Half: 4-9 44.4% 2nd half: 4-9 44.4% Game: 8-18 44.4%
 FT % 1st Half: 0-1 0.0% 2nd half: 4-6 66.7% Game: 4-7 57.1%

Notre Dame 55 • 11-9, 1-6 ACC

#	Player	Total		3-Ptr		Rebounds			PF	TP	A	TO	Blk	Stl	Min
		FG-FGA	FG-FGA	FT-FTA	FT-FTA	Off	Def	Tot							
14	Nate Laszewski	f	1-6	1-6	0-1	0	3	3	2	3	0	1	1	0	19
33	John Mooney	f	6-15	3-4	0-0	2	8	10	0	15	0	2	0	1	32
05	D.J. Harvey	g	3-9	1-6	2-2	0	4	4	1	9	1	2	0	0	24
10	T.J. Gibbs	g	4-12	0-5	1-4	0	0	0	2	9	2	0	0	0	34
23	Dane Goodwin	g	3-7	2-2	0-0	2	2	4	0	8	0	0	1	0	35
03	Prentiss Hubb		3-7	1-4	0-1	0	1	1	3	7	5	1	1	0	35
13	Nikola Djogo		0-3	0-2	0-0	2	2	4	0	0	1	1	0	0	14
15	Chris Doherty		2-2	0-0	0-0	2	1	3	0	4	1	0	0	0	7
Team						2	2	4							
Totals			22-61	8-29	3-8	10	23	33	8	55	10	7	3	1	200

FG % 1st Half: 10-27 37.0% 2nd half: 12-34 35.3% Game: 22-61 36.1% Deadball Rebounds 0
 3FG % 1st Half: 5-15 33.3% 2nd half: 3-14 21.4% Game: 8-29 27.6%
 FT % 1st Half: 0-2 0.0% 2nd half: 3-6 50.0% Game: 3-8 37.5%

Officials: Technical fouls: Virginia-None. Notre Dame-None.
 Attendance: 9149

Score by periods	1st	2nd	Total
Virginia	42	40	82
Notre Dame	25	30	55

Official Basketball Box Score - Final
Wake Forest vs Virginia
 01/22/19 John Paul Jones Arena, Charlottesville, Va.

Game Time: 9:00 PM
 Game Duration: 1:48

Wake Forest - 45 • 8-10 (1-5)

#	Player	Total		3-Ptr		Rebounds			PF	TP	A	TO	Blk	Stl	Min
		FG-FGA	FG-FGA	FT-FTA	FT-FTA	Off	Def	Tot							
10	Jaylen Hoard	F	3-12	0-3	0-0	1	5	6	0	6	1	1	1	1	34:27
30	Olivier Sarr	C	5-9	1-3	0-0	5	3	8	3	11	0	0	0	0	29:06
0	Brandon Childress	G	4-12	3-9	1-2	2	4	6	3	12	3	4	0	0	31:41
2	Sharone Wright, Jr.	G	3-5	2-3	0-0	1	3	4	1	8	0	0	0	3	25:33
23	Chaundee Brown	G	0-5	0-4	0-0	0	1	1	3	0	1	2	0	0	18:00
4	Torry Johnson		0-1	0-0	2-3	0	3	3	1	2	4	3	0	0	16:52
1	Isaiah Mucius		1-5	0-1	0-0	0	2	2	3	2	1	0	0	0	19:10
20	Michael Wynn		0-3	0-1	2-2	1	0	1	1	2	0	0	1	0	12:19
34	Sunday Okeke		0-2	0-0	0-0	0	2	2	2	0	0	0	1	1	08:43
41	Aaron Spivey		1-1	0-0	0-0	0	0	0	0	2	0	0	0	0	01:55
31	Blake Buchanan		0-0	0-0	0-0	0	0	0	0	0	0	0	0	0	01:07
40	Anthony Bilas		0-0	0-0	0-0	0	0	0	1	0	0	0	0	0	01:07
Team						0	4	4							
Totals			17-55	6-24	5-7	10	27	37	19	45	10	11	3	5	200:00

FG % 1st: 9-28 32.1% 2nd: 8-27 29.6% Game: 17-55 30.9% Deadball Rebounds 0,0
 3PT % 1st: 5-14 35.7% 2nd: 1-10 10.0% Game: 6-24 25.0%
 FT % 1st: 0-0 0.0% 2nd: 5-7 71.4% Game: 5-7 71.4%

Virginia - 68 • 17-1 (5-1)

#	Player		Total		3-Ptr		FT-FTA		Rebounds		PF	TP	A	TO	Blk	Stl	Min			
			FGA	FG%	FGA	FG%	FT	FTA	Off	Def								Tot		
25	Mamadi Diakite	F	4-9		0-0		3-3		6	1	7	3	11	0	2	1	1	22:09		
33	Jack Salt	C	3-5		0-0		1-2		2	6	8	2	7	0	1	1	1	19:51		
5	Kyle Guy	G	3-10		3-7		3-4		0	4	4	0	12	3	2	0	2	29:23		
11	Ty Jerome	G	4-13		2-5		0-0		0	3	3	2	10	5	0	0	1	33:51		
12	De'Andre Hunter	G	3-5		1-1		4-5		2	5	7	1	11	5	0	1	0	31:23		
0	Kihei Clark		0-2		0-2		0-0		0	0	0	4	0	1	0	0	0	16:49		
2	Braxton Key		1-5		0-3		2-2		1	6	7	0	4	1	0	1	1	22:11		
30	Jay Huff		4-6		1-1		3-3		0	2	2	2	12	0	0	2	0	13:06		
1	Francesco Badocchi		0-0		0-0		0-0		0	0	0	0	0	0	0	0	0	03:01		
24	Marco Anthony		0-0		0-0		1-2		0	0	0	0	1	0	1	0	0	03:01		
23	Kody Stattmann		0-1		0-1		0-0		0	0	0	0	0	0	0	0	0	01:55		
10	Jayden Nixon		0-0		0-0		0-0		0	0	0	1	0	0	0	0	0	01:40		
45	Austin Katstra		0-1		0-1		0-0		1	0	1	0	0	0	0	0	0	01:40		
Team									0	2	2									
Totals					22-57		7-21		17-21		12	29	41	15	68	14	7	6	6	200:00
FG %			1st:	14-31	45.2%	2nd:	8-26	30.8%	Game:	22-57	38.6%									DeadBall Rebounds 0.1
3PT %			1st:	4-11	36.4%	2nd:	3-10	30.0%	Game:	7-21	33.3%									
FT %			1st:	4-6	66.7%	2nd:	13-15	86.7%	Game:	17-21	81.0%									

Official Basketball Box Score - Final
Miami (FL) vs Virginia
02/09/19

Game Time: 2:00 PM
Game Duration: 1:47

Miami (FL) - 46 • 9-12

##	Player		Total	3-Ptr	FT-FTA	Rebounds			PF	TP	A	TO	Blk	Stl	Min
			FG-FGA	FG-FGA		Off	Def	Tot							
15	Ebuka Izundu	C	4-7	0-0	0-2	3	8	11	4	8	0	1	0	1	34:17
0	Chris Lykes	G	5-13	2-7	4-7	1	3	4	3	16	1	0	0	1	35:02
1	DJ Vasiljevic	G	0-3	0-3	0-0	0	2	2	0	0	0	1	0	1	16:05
3	Anthony Lawrence	G	0-7	0-5	2-2	0	0	0	1	2	3	1	0	1	34:38
5	Zach Johnson	G	4-10	1-2	1-2	0	3	3	3	10	2	2	1	1	38:20
21	Sam Waardenburg		4-9	1-3	1-2	1	2	3	3	10	0	1	1	1	35:57
13	Anthony Mack		0-1	0-1	0-0	0	0	0	0	0	0	1	0	0	05:41
Team						0	1	1							
Totals			17-50	4-21	8-15	5	19	24	14	46	6	7	2	6	200:00
FG %	1st: 7-25	28.0%	2nd: 10-25	40.0%	Game: 17-50	34.0%									
3PT %	1st: 3-12	25.0%	2nd: 1-9	11.1%	Game: 4-21	19.0%									
FT %	1st: 4-7	57.1%	2nd: 4-8	50.0%	Game: 8-15	53.3%									
															DeadBall Rebounds 5, 0

Virginia - 56 • 20-1

#		Player		Total	3-Ptr	FT-FTA	Rebounds			PF	TP	A	TO	Blk	Stl	Min	
				FG-FA	FG-FGA		Off	Def	Tot								
25	Mamadi Diakite	F	4-7	0-0	3-4	5	1	6	4	11	0	2	3	0		30:32	
33	Jack Salt	C	3-5	0-0	1-1	2	7	9	1	7	0	1	0	0		17:46	
0	Kiheï Clark	G	3-5	2-3	1-3	0	5	5	1	9	6	6	0	0		36:36	
5	Kyle Guy	G	4-15	2-8	0-0	0	4	4	1	10	3	0	0	1		37:57	
12	De'Andre Hunter	G	6-13	1-2	1-2	1	5	6	2	14	2	2	1	2		39:21	
2	Braxton Key		2-5	1-3	0-0	1	7	8	1	5	4	2	2	2		26:48	
30	Jay Huff		0-2	0-1	0-0	1	1	2	0	0	1	1	0	0		09:40	
24	Marco Anthony		0-0	0-0	0-0	0	0	0	0	0	0	0	0	0		01:20	
Team						2	0	2									
Totals				22-52	6-17	6-10	12	30	42	10	56	16	14	6	5		200:00
FG %		1st: 11-28	39.3%	2nd: 11-24	45.8%	Game: 22-52		42.3%									
3PT %		1st: 3-9	33.3%	2nd: 3-8	37.5%	Game: 6-17		35.3%									
FT %		1st: 3-4	75.0%	2nd: 3-6	50.0%	Game: 6-10		60.0%									
DeadBall Rebounds 3, 0																	

Officials: Mike Roberts, Jeff Clark, Lamar Simpson
Technical fouls: Miami (FL) - NONE Virginia - NONE
Attendance: 13978

Score by periods	1st	2nd	Total
Miami (FL)	21	25	46
Virginia	28	28	56

Last FG- MIA 2nd-0:28, UVA 2nd - 1:19.
Largest lead - MIA by 2 1st - 11:08, UVA by 13 2nd - 2:37
MIA led for 1:12, UVA led for 34:43. Game was tied for 01:13

Score tied - 3 times.
Lead changed - 2 times.

OFFICIAL BASKETBALL BOX SCORE
Virginia vs North Carolina
Mon, Feb 11, 2019 7:00 PM Smith Center

Final

Virginia 21-2, 9-2 ACC

No Name		Total		3-PT		Rebounds			PF	TP	A	TO	BLK	S	MIN		
		FG	FGA	FG	FGA	FT	FTA	OF								DF	TOT
33 Salt, Jack	c	1	1	0	0	0	0	2	1	3	2	2	0	0	0	10	
00 Clark, Kihei	g	1	4	1	2	0	0	0	2	2	0	3	2	1	0	37	
05 Guy, Kyle	g	7	13	5	9	1	3	0	2	2	2	20	1	1	0	36	
11 Jerome, Ty	g	5	9	2	3	3	5	0	4	4	3	15	11	2	0	37	
12 Hunter, DeAndre	g	7	10	3	3	3	4	0	5	5	1	20	2	1	1	37	
25 Diakite, Mamadi		2	3	0	0	2	2	0	2	2	0	6	0	1	4	23	
02 Key, Braxton		0	2	0	2	1	3	1	5	6	3	1	0	1	1	22	
30 Huff, Jay		1	3	0	1	0	1	0	2	2	0	2	0	1	0	1	
Team								0	1	1		0		2		8	
Totals		24	45	11	20	10	18	3	24	27	11	69	16	10	6	5	200
Total FG%		1st Half: 13-23 (56.5)		2nd: 11-22 (50.0)						Game: 24-45 (53.3)						Deadball Rebounds 4	
3 PT FG%		1st Half: 6-9 (66.7)		2nd: 5-11 (45.5)						Game: 11-20 (55.0)							
FT%		1st Half: 4-6 (66.7)		2nd: 6-12 (50.0)						Game: 10-18 (55.6)							

North Carolina 19-5, 9-2 ACC

No Name		Total FG FGA		3-PT FG FGA		FT FTA		Rebounds OF DF TOT			PF	TP	A	TO	BLK	S	MIN			
32	Maye, Luke	f	2	10	0	3	0	0	3	8	11	2	4	2	1	0	0	36		
15	Brooks, Garrison		5	8	0	0	2	2	5	3	8	3	12	3	1	0	1	32		
13	Johnson, Cameron	g	6	14	2	7	2	3	4	3	7	1	16	3	0	0	0	31		
24	Williams, Kenny	g	3	10	3	7	0	0	0	4	4	3	9	5	0	2	1	38		
02	White, Coby	g	6	19	3	11	2	2	1	2	3	3	17	2	3	0	0	37		
05	Little, Nassir		0	1	0	0	0	0	0	0	0	1	0	0	0	0	0	2		
04	Robinson, Brandon		1	3	1	2	0	0	2	1	3	0	3	1	0	1	0	16		
00	Woods, Seventh		0	0	0	0	0	0	0	1	1	0	0	0	2	0	0	3		
03	Platek, Andrew		0	0	0	0	0	0	0	0	0	1	0	1	0	0	0	3		
Team									1	0	1		0		1					
Totals			23	65	9	30	6	7	16	22	38	14	61	17	8	3	2	200		
Total FG%			1st Half: 11-31 (35.5)		2nd: 12-34 (35.3)		Game: 23-65 (35.4)												Deadball	
3 PT FG%			1st Half: 6-15 (40.0)		2nd: 3-15 (20.0)		Game: 9-30 (30.0)												Rebounds	
FT%			1st Half: 1-2 (50.0)		2nd: 5-5 (100.0)		Game: 6-7 (85.7)												3	

Officials: Jeff Anderson, Doug Shows, James Breeding
Technical fouls: Virginia - None North Carolina - None
Attendance:

Scoring By Periods	1	2	Total
Virginia	36	33	69
North Carolina	29	32	61

Other Stat: NC 7 (P-2859-2) 1192-22 Pts 13 Points Off Turnovers 15 Points Off Clashes/Rebounds 6 Fast Break Points 10 1st Shot/Block/FT 506 (P-1 1541-1009) 3 Longest FG Drought (Period Times) 3 Bench Points 9

Official Basketball Box Score - Final
Duke vs Virginia
02/09/19

Game Time: 6:00 PM
Game Duration: 1:59

Duke - 81 • 21-2

##	Player		Total	3-Ptr	FT-FTA	Rebounds			PF	TP	A	TO	Blk	Stl	Min	
			FG-FGA	FG-FGA		Off	Def	Tot								
1	Zion Williamson	F	6-8	1-1	5-7	2	3	5	0	18	5	5	3	3	35:35	
2	Cam Reddish	F	6-10	5-8	0-0	0	2	2	3	17	3	0	2	3	36:27	
5	RJ Barrett	F	8-15	6-10	4-7	2	5	7	2	26	3	5	0	1	40:00	
20	Marques Bolden	C	1-3	0-0	3-5	1	2	3	2	5	0	2	0	1	23:58	
3	Tre Jones	G	4-8	1-2	4-4	2	4	6	0	13	7	3	0	2	40:00	
12	Javin DeLaurier		0-0	0-0	0-0	0	0	0	1	0	0	0	0	2	11:20	
41	Jack White		1-1	0-0	0-0	0	1	1	1	2	0	0	0	0	12:40	
Team						1	0	1						0		
Totals			26-45	13-21	16-23	8	17	25		9	81	18	15	5	12	200:00
FG %			1st: 13-22	59.1%	2nd: 13-23	56.5%	Game: 26-45		57.8%							
3PT %			1st: 8-11	72.7%	2nd: 5-10	50.0%	Game: 13-21		61.9%							
FT %			1st: 5-5	100.0%	2nd: 11-18	61.1%	Game: 16-23		69.6%							
															DeadBall Rebounds 2.2	



Official Basketball Box Score - Final
Virginia at Virginia Tech
Carter W. Wood Center, Blacksburg, VA
2/19/19 Home Game

Game Time: 7:00 PM
Game Duration: 1:27
Attendance: 6,275

Officials: Earl Smith, Mike Stephens, Doug Swenson

Virginia - 64

Record: 23-2 (11-2)

NO.	Name		Min	FG M-A	3P M-A	FT M-A	Rebounds OR DR TOT	Fouls FF PD	TP	AS	TO	ST	Blocks BS BA	+/-
33	Jack Salt	C	13:24	0-0	0-0	1-2	0 1 1	4 1	1	0	0	0	0	0
0	Kihei Clark	G	22:00	0-3	0-2	0-0	1 1 2	0 1	0	2	1	0	0	1 4
5	Kyle Guy	G	37:15	8-15	6-13	1-2	1 6 7	0 1	23	3	4	2	0	0 4
11	Ty Jerome	G	38:23	6-10	3-6	1-1	0 3 3	2 2	16	6	2	1	0	0 6
12	De'Andre Hunter	G	26:07	4-9	0-1	2-3	2 2 4	2 3	10	0	1	1	1	1 2
2	Braxton Key	G	27:19	2-5	2-4	0-0	0 3 3	3 1	6	2	2	0	1	0 3
25	Mamadi Diakite	G	30:54	3-8	0-1	2-4	2 4 6	3 3	8	1	2	1	2	0 5
30	Jay Huff	G	04:38	0-0	0-0	0-0	0 1 1	1 0	0	0	1	0	0	0 6
Team						4 0 4		0 0						
Totals				23-50	11-27	7-12	10 21 31	15 12	64	14	13	5	4	2 6

Shooting By Period		
1st	FG% 12-25	46.2%
2nd	FG% 11-24	45.8%
3rd	FG% 6-13	46.2%
4th	FG% 4-7	57.1%
GM	FG% 23-50	46.0%
3PT	11-27	40.7%
FT	7-12	58.3%

Dead Ball Rebounds: 5, 2

Technical Fouls: NONE

Virginia Tech - 68

Record: 29-4 (8-8)

NO.	Name	Min	FG	3P	FT	Rebounds	Fouls	TP	AS	TO	ST	Blocks	BS	BA	+/-	
24	Kerry Blackshear	F 39:45	10-14	1-4	2-3	5 8 13	2 4	23	0	3	2	0	0	0	-2	
42	Ty Outlaw	F 39:33	1-7	1-6	0-0	5 0 5	3 1	3	0	1	0	1	0	0	-6	
3	Wabisa Bede	G 19:24	0-4	0-3	0-0	0 1 1	3 0	0	3	0	0	0	0	0	-8	
4	Nickell Alexander-Walker	G 40:00	4-14	0-6	3-6	1 0 1	1 5	11	4	2	3	1	2	-6	-6	
13	Ahmed Hill	G 40:00	6-17	1-9	3-3	0 5 5	1 3	16	2	2	3	0	1	-6	-6	
14	P.J. Home	G 05:06	0-0	0-0	0-0	0 0 0	1 1	0	0	0	0	0	0	0	-11	
1	Isaiah Wilkins	G 07:48	1-1	0-0	0-0	0 0 0	0 0	2	0	0	1	0	0	0	3	
10	Jonathan Kabongo	G 08:24	1-1	0-0	1-1	0 1 1	1 1	3	0	0	0	0	0	0	6	
Team						2 0 2	0 0									
Totals			23-58	3-28	9-13	13 15 28	12 15	58	9	8	9	2	4	-6	-6	

Shooting By Period		
1st	FG% 13-25	46.4%
2nd	FG% 1-2	50%
3rd	FG% 10-30	33.3%
4th	FG% 1-5	6.7%
GM	FG% 23-58	39.7%
3PT	3-28	10.7%
FT	9-13	69.2%

Dead Ball Rebounds: 3, 2

Technical Fouls: NONE

Cavs		Hokies	
Biggest lead	13 (2nd 5:51)	3 (1st 15:09)	
Best Scoring Run	3 (2nd 5:51)	6 (1st 4:44)	
Lead Changes	1		
Time Tied	9		
Time With Lead	27:50	09:02	

Points from		Cavs		Hokies	
Turnovers	0	13		10	38
Second Chance	13	21			
Fast Breaks	4	8			
Bench	14	5			

Period by Period Scoring

1st 2nd TOT

Cavs 32 32 64

Hokies 28 28 56

Official Basketball Box Score - Final
Virginia vs Louisville
02/23/19 KYC Yum! Center, Louisville, KY

Game Time: 12:06 PM
Game Duration: 1:43

Virginia - 64 • 24-2 (12-2)

##	Player	Total	3-Ptr	FT-FTA	Rebounds	PF	TP	A	TO	Blk	Stl	Min
33	Jack Salt	C 0-1	0-0	0-0	0 1 1	1	0	0	0	0	0	04:48
2	Braxton Key	G 0-2	0-0	0-0	0 1 1	1	0	0	0	1	0	09:35
5	Kyle Guy	G 2-8	0-5	4-4	0 8 8	2	8	3	1	0	0	40:00
11	Ty Jerome	G 2-12	0-6	0-0	1 3 4	3	4	5	1	0	0	38:21
12	De'Andre Hunter	G 9-11	2-2	6-6	0 4 4	2	26	0	1	1	2	27:26
25	Mamadi Diakite	G 7-10	0-0	0-0	1 4 5	2	14	0	1	3	0	31:33
0	Kihei Clark	G 0-4	0-2	0-0	2 3 5	0	0	4	0	0	0	30:56
30	Jay Huff	G 6-8	0-2	0-0	2 5 7	1	12	0	0	2	0	17:21
Team						2 2 4						
Totals		26-56	2-17	10-10	8 31 39	12	64	12	5	7	2	200:00

FG %	1st: 13-34	38.2%	2nd: 13-22	59.1%	Game: 26-56	46.4%
3PT %	1st: 0-11	0.0%	2nd: 2-6	33.3%	Game: 2-17	11.8%
FT %	1st: 1-1	100.0%	2nd: 9-9	100.0%	Game: 10-10	100.0%

Dead Ball Rebounds: 0, 0

Louisville - 52 • 18-10 (9-6)

##	Player	Total	3-Ptr	FT-FTA	Rebounds	PF	TP	A	TO	Blk	Stl	Min
5	Malik Williams	F 1-6	0-3	1-2	2 5 7	1	3	0	1	1	0	21:46
24	Dwayne Sutton	F 2-8	2-6	2-2	3 8 11	1	8	2	0	1	1	40:00
33	Jordan Nwora	F 5-16	4-10	3-4	0 4 4	4	17	0	1	0	0	40:00
1	Christen Cunningham	G 4-7	1-3	0-0	0 1 1	1	9	6	1	0	1	38:34
4	Kiwan Fore	G 0-1	0-0	0-0	0 1 1	1	0	2	1	0	0	15:16
23	Steven Enoch	G 1-10	1-4	0-0	0 2 2	1	3	0	1	0	0	18:14
30	Ryan McMahon	G 4-7	4-7	0-0	0 0 0	1	12	0	0	1	0	24:44
2	Darius Perry	G 0-0	0-0	0-0	0 0 0	2	0	0	0	0	0	01:26
Team						2 0 2						
Totals		17-55	12-33	6-8	7 21 28	13	52	10	5	3	2	200:00

FG %	1st: 11-25	44.0%	2nd: 6-30	20.0%	Game: 17-55	30.9%
3PT %	1st: 10-16	62.5%	2nd: 2-17	11.8%	Game: 12-33	36.4%
FT %	1st: 5-6	83.3%	2nd: 1-2	50.0%	Game: 6-8	75.0%

Dead Ball Rebounds: 2, 1

Officials: Pat Driscoll, Jamie Luckie, Jerry Heater
Technical fouls: Virginia - NONE Louisville - Coach.
Attendance: 17,529

Score by periods	1st	2nd	Total
Virginia	27	37	64
Louisville	37	15	52

	In	Off	2nd	Fast	
Points	Paint	T/O	Chance	Break	Bench
UVA	38	9	10	0	26
LOU	4	7	4	3	15

Last FG - UVA 2nd-0:36, LOU 2nd - 0:49.
Largest lead - UVA by 12 2nd - 2:53, LOU by 12 1st - 8:44
UVA led for 8:45, LOU led for 25:44, Game was tied for 05:09

Score tied - 2 times.
Lead changed - 1 time.

Official Basketball Box Score - Final
Georgia Tech vs Virginia
02/27/19 John Paul Jones Arena, Charlottesville, Va.

Game Time: 7:00 PM
Game Duration: 1:46

Georgia Tech - 51 • 12-17 (4-12)

##	Player	Total	3-Ptr	FT-FTA	Rebounds	PF	TP	A	TO	Blk	Stl	Min
5	Moses Wright	F 3-7	0-1	0-2	2 5 7	2	6	1	2	1	2	28:00
35	Kristian Sjolund	F 2-5	1-2	0-0	1 2 3	1	5	0	1	0	1	17:54
1	James Banks III	C 4-9	0-0	3-3	1 6 7	1	11	0	0	0	0	30:00
0	Michael Devoe	G 4-8	2-6	0-0	0 0 0	0	10	1	2	1	0	32:04
10	Jose Alvarado	G 5-11	2-4	0-0	0 0 0	3	12	4	0	0	1	36:18
34	Abdoulaye Gueye	G 3-6	0-0	0-0	0 1 1	2	6	0	1	0	0	08:40
2	Shembari Phillips	G 0-3	0-2	0-0	0 1 1	1	0	0	0	0	0	11:18
4	Brandon Alston	G 0-2	0-1	0-0	0 0 0	1	0	0	1	0	0	06:42
13	Curtis Haywood II	G 0-2	0-1	0-0	0 0 0	1	0	1	0	0	0	12:08
12	Khalid Moore	G 0-1	0-0	0-0	0 0 0	1	0	0	0	0	0	10:33
3	Evan Cole	G 0-2	0-0	1-2	0 1 1	0	1	0	0	1	0	06:23
Team						1 0 1						
Totals		21-56	5-17	4-7	6 15 21	13	51	7	7	3	4	200:00

FG %	1st: 9-29	31.0%	2nd: 12-27	44.4%	Game: 21-56	37.5%
3PT %	1st: 1-7	14.3%	2nd: 4-10	40.0%	Game: 5-17	29.4%
FT %	1st: 3-5	60.0%	2nd: 1-2	50.0%	Game: 4-7	57.1%

Virginia - 81 • 25-2 (13-2)

##	Player	Total	3-Ptr	FT-FTA	Rebounds	PF	TP	A	TO	Blk	Stl	Min
25	Mamadi Diakite	F 3-6	0-0	1-2	2 6 8	1	7	1	0	3	0	22:35
0	Kihei Clark	G 3-3	2-2	0-0	0 3 3	2	8	6	0	0	0	26:03
5	Kyle Guy	G 3-9	3-6	2-2	0 2 2	0	11	1	1	0	1	31:07
11	Ty Jerome	G 8-13	1-2	2-4	1 4 5	0	19	4	1	0	0	26:09
12	De'Andre Hunter	G 6-10	1-4	5-5	1 3 4	2	18	3	2	0	0	28:45
2	Braxton Key	G 2-5	2-3	2-4	2 4 6	0	8	1	2	0	2	21:36
33	Jack Salt	G 0-0	0-0	0-0	0 1 1	2	0	0	0	0	1	11:48
30	Jay Huff	G 4-5	0-0	0-0	2 2 4	2	8	0	1	1	0	17:11
23	Kody Stattmann	G 0-0	0-0	0-0	0 1 1	0	0	0	0	0	0	05:31
1	Francesco Badocchi	G 0-0	0-0	0-0	0 1 1	0	0	0	0	0	0	03:33
24	Marco Anthony	G 1-3	0-0	0-0	0 2 2	0	2	1	0	0	0	03:33
10	Jayden Nixon	G 0-0	0-0	0-0	0 0 0	0	0	0	0	0	0	02:09
Team						3 1 4						
Totals		30-54	9-17	12-17	11 30 41	9	81	17	8	5	3	200:00

FG %	1st: 16-30	53.3%	2nd: 14-24	58.3%	Game: 30-54	55.6%
3PT %	1st: 6-11	54.5%	2nd: 3-6	50.0%	Game: 9-17	52.9%
FT %	1st: 3-3	100.0%	2nd: 9-14	64.3%	Game: 12-17	70.6%

Officials: Bill Covington, Jr., Jeff Clark, Doug Shows
Technical fouls: Georgia Tech - NONE Virginia - NONE
Attendance: 14,094

Score

Official Basketball Box Score -- Game Totals -- Final Statistics
Virginia vs Syracuse
3/4/19 7:01 p.m. at Carrier Dome, Syracuse, N.Y.

Virginia 79 • (27-2) (15-2)

#	Player		Total		3-Ptr		Rebounds			PF	TP	A	TO	Blk	Stl	Min
			FG-FGA	FG-FGA	FT-FTA	Off	Def	Tot								
11	Ty Jerome	f	5-9	5-6	1-2	0	3	3	2	16	14	2	0	4	35	
12	De'Andre Hunter	f	7-13	5-7	2-3	2	4	6	0	21	4	4	3	0	36	
33	Jack Salt	c	0-1	0-0	0-2	0	2	2	3	0	0	0	0	1	13	
00	Kihe Clark	g	0-1	0-1	0-0	0	1	1	0	0	0	0	0	0	16	
05	Kyle Guy	g	8-10	8-10	1-2	1	6	7	1	25	2	1	0	1	37	
02	Braxton Key		1-2	0-0	0-0	0	0	0	3	2	0	1	0	0	6	
10	Jayden Nixon		1-1	0-0	0-0	1	0	1	0	2	0	0	1	0	3	
13	Grant Kersey		0-0	0-0	0-0	0	0	0	0	0	0	0	0	0	1	
23	Kody Statmann		0-1	0-1	0-0	0	1	1	1	0	0	1	0	0	3	
24	Marco Anthony		0-1	0-0	0-0	0	0	0	1	0	0	1	0	0	3	
25	Mamadi Diakite		4-9	0-0	1-2	1	4	5	1	9	1	0	4	0	26	
30	Jay Huff		2-3	0-0	0-0	1	4	5	4	4	0	1	0	1	18	
45	Austin Katstra		0-0	0-0	0-0	0	1	1	0	0	0	0	0	0	3	
Team						1	2	3								
Totals				28-51	18-25	5-11	7	28	35	16	79	21	11	8	7	200
FG % 1st Half: 10-22 45.5%			2nd half: 18-29 62.1%	Game: 28-51 54.9%		Deadball										
3FG % 1st Half: 8-12 66.7%			2nd half: 10-13 76.9%	Game: 18-25 72.0%		Rebounds										
FT % 1st Half: 4-7 57.1%			2nd half: 1-4 25.0%	Game: 5-11 45.5%		3										

VIRGINIA HIGHS FOR 2018-19

Team		
Points	100	Marshall (12/31/18)
FG Made	35	2x, last at Notre Dame (1/26/19)
FG Attempts	67	at Notre Dame (1/26/19)
FG %	.603 (35-58)	Coppin State (11/16/18)
3-PT FG Made	18	at Syracuse (3/4/19)
3-PT FG Attempts	28	Louisville (3/9/19)
3-PT FG %	.720 (18-25)	at Syracuse (3/4/19)
FT Made	26	VCU (12/9/18)
FT Attempts	30	VCU (12/9/18)
FT %	1.000	2x, last at Louisville (2/23/19)
Rebounds	46	at Clemson (1/02/19)
Assists	24	Coppin State (11/16/18)
Steals	9	3x, last vs. Pitt (3/5/19)
Blocked Shots	8	at Syracuse (3/4/19)
Turnovers	16	2x, last at NC State (1/29/19)
Fouls	22	2x, last at NC State (1/29/19)
Points in Paint	46	at Boston College (1/9/19)
Points off Turnovers	25	2x, last vs. Middle Tennessee (11/21/18)
Second Chance Points	20	vs. Dayton (11/22/18)
Fast Break Points	18	vs. Morgan State (12/3/18)
Bench Points	36	vs. Morgan State (12/3/18)

OPPONENT HIGHS FOR 2018-19

Team		
Points	81	Duke (2/29/19)
FG Made	27	at Maryland (11/28/18)
FG Attempts	65	at North Carolina (2/11/19)
FG %	.578 (26-45)	Duke (2/9/19)
3-PT FG Made	13	Duke (2/9/19)
3-PT FG Attempts	33	at Louisville (2/23/19)
3-PT FG %	.619 (13-21)	Duke (2/9/19)
FT Made	18	2x, last at Duke (1/19/19)
FT Attempts	31	at Duke (1/19/19)
FT %	1.000 (8-8)	Notre Dame (2/16/19)
Rebounds	38	at North Carolina (2/11/19)
Assists	18	Duke (2/9/19)
Steals	12	Duke (2/9/19)
Blocked Shots	6	Florida State (1/5/19)
Turnovers	16	3x, last Morgan State (12/3/18)
Fouls	21	4x, last VCU (12/9/18)
Points in Paint	46	at Duke (1/19/19)
Points off Turnovers	17	2x, last vs. Duke (2/9/19)
Second Chance Points	18	at Virginia Tech (2/18/19)
Fast Break Points	17	vs. Duke (2/9/19)
Bench Points	30	vs. Morgan State (12/3/18)

VIRGINIA LOWS FOR 2018-19

Team		
Points	53	Wisconsin (11/23/18)
FG Made	13	VCU (12/9/18)
FG Attempts	41	Pittsburgh (3/52/19)
FG %	.295 (13-44)	VCU (12/9/19)
3-PT FG Made	2	at Louisville (2/23/19)
3-PT FG Attempts	10	at NC State (1/29/19)
3-PT FG %	.118 (2-17)	at Louisville (2/23/19)
FT Made	4	at Notre Dame (1/26/19)
FT Attempts	6	Virginia Tech (1/15/19)
FT %	.556 (10-18)	at North Carolina (2/11/19)
Rebounds	23	at Maryland (11/28/18)
Assists	8	2x, last at Duke (1/19/19)
Steals	2	3x, last at Louisville (2/23/19)
Blocked Shots	0	Dayton (11/22/18)
Turnovers	2	2x, last at Notre Dame (2/16/19)
Fouls	6	Notre Dame (2/16/19)
Points in Paint	10	vs. VCU (12/9/18)
Points off Turnovers	5	2x, last at Duke (1/19/19)
Second Chance Points	2	3x, last Pittsburgh (3/52/19)
Fast Break Points	0	7x, last at Syracuse (3/4/19)
Bench Points	5	vs. Miami (2/2/19)

Individual

Points	30	Kyle Guy vs. Marshall (12/31/18)
FG Made	10	Kyle Guy vs. Marshall (12/31/18)
FG Attempts	17	Ty Jerome vs. Wisconsin (11/23/18)
FG %	.857 (6-7)	Jack Salt at Maryland (11/28/18)
3-PT FG Made	8	Kyle Guy at Syracuse (3/4/19)
3-PT FG Attempts	13	Kyle Guy at Virginia Tech (2/18/19)
3-PT FG %	1.000 (4-4)	De'Andre Hunter vs. Coppin St. (11/16/18)
FT Made	9	De'Andre Hunter vs. William & Mary (12/22/18)
FT Attempts	10	De'Andre Hunter vs. William & Mary (12/22/18)
FT %	1.000 (7-7)	Hunter & Clark vs. VCU (12/9/18)
Rebounds	10	3x, last De'Andre Hunter vs. Notre Dame (1/22/19)
Assists	14	Ty Jerome at Syracuse (3/4/19)
Steals	5	Ty Jerome vs. Morgan St. (12/3/18)
Blocked Shots	4	Mamadi Diakite, 4x, last at Syracuse (3/4/19)
Turnovers	6	Kihei Clark vs. Miami (2/2/19)
Fouls	5	3x, last Salt & Hunter at NC State (1/29/19)

Individual

Points	30	RJ Barrett at Duke (1/19/19)
FG Made	11	RJ Barrett at Duke (1/19/19)
FG Attempts	19	2x, last Tyus Battle at Syracuse (3/4/19)
FG %	.857 (6-7)	Obi Toppin vs. Dayton (11/22/18)
3-PT FG Made	6	RJ Barrett vs. Duke (2/9/19)
3-PT FG Attempts	11	Coby White at North Carolina (2/11/19)
3-PT FG %	1.000 (2-2)	Dane Goodwin at Notre Dame (1/26/19)
FT Made	8	Marcquise Reed at Clemson (1/12/19)
FT Attempts	14	Zion Williamson at Duke (1/19/19)
FT %	1.000 (4-4)	7 players
Rebounds	15	2x, last John Mooney vs. Notre Dame (2/16/19)
Assists	7	2x, last Tre Jones vs. Duke (2/9/19)
Steals	5	PJ Savoy vs. Florida State (1/5/19)
Blocked Shots	4	Ethan Happ vs. Wisconsin (11/23/18)
Turnovers	6	Ethan Happ vs. Wisconsin (11/23/18)
Fouls	5	4 players

OPPONENT LOWS FOR 2018-19

Team		
Points	40	2x, last William and Mary (12/22/18)
FG Made	13	Towson (11/6/18)
FG Attempts	41	Towson (11/6/18)
FG %	.259 (14-54)	2x, last at Clemson (1/12/19)
3-PT FG Made	2	3x, last at Duke (1/19/19)
3-PT FG Attempts	11	Wisconsin (11/23/18)
3-PT FG %	.100 (2-20)	William and Mary (12/22/18)
FT Made	0	Coppin State (11/16/18)
FT Attempts	0	Coppin State (11/16/18)
FT %	.000 (0-0)	Coppin State (11/16/18)
Rebounds	19	Virginia Tech (1/15/19)
Assists	1	Towson (11/6/18)
Steals	0	2x, last at Maryland (11/28/18)
Blocked Shots	0	3x, last at Boston College (1/9/19)
Turnovers	5	at Louisville (2/23/19)
Fouls	8	at Notre Dame (1/26/19)
Points in Paint	4	at Louisville (2/23/19)
Points off Turnovers	2	at Clemson (1/12/19)
Second Chance Points	0	vs. Coppin State (11/16/18)
Fast Break Points	0	3x, last at Notre Dame (1/26/19)
Bench Points	0	at Duke (1/19/19)

VIRGINIA CAREER RECORD BOOK

CAREER 3FG PERCENTAGE

(MIN 100 3FG MADE)

NO.	NAME	FG-FGA	FG%
1.	Kyle Guy (2017-present)	231-530	.436
2.	Keith Friel (2000-01)	107-254	.421
3.	London Perrantes (2014-17)	211-516	.409
4.	Joe Harris (2011-14)	263-646	.407
5.	Ty Jerome (2017-present)	147-367	.401
6.	Todd Billet (2003-04)	156-398	.392
7.	Curtis Staples (1995-98)	413-1079	.383
8.	Roger Mason, Jr. (2000-02)	137-365	.375
9.	J.R. Reynolds (2004-07)	221-610	.362
	Sean Singletary (2005-08)	222-614	.362

CAREER 3-POINTERS

NO.	NAME	CAREER 3FGS
1.	Curtis Staples (1995-98)	413
2.	Joe Harris (2011-14)	263
3.	Harold Deane (1994-97)	237
4.	Kyle Guy (2017-present)	231
5.	Sean Singletary (2005-08)	222
6.	J.R. Reynolds (2004-07)	221
7.	London Perrantes (2014-17)	211
8.	Sammy Zeglinski (2008-12)	200
9.	Malcolm Brogdon (2012-16)	185
10.	John Crotty (1988-91)	179

CAREER SCORING

NO.	NAME	CAREER POINTS
31.	Billy Langloh (1974-77)	1,240
32.	Roger Mason, Jr. (2000-02)	1,231
33.	London Perrantes (2014-17)	1,225
34.	Anthony Gill (2014-16)	1,222
35.	Kenny Turner (1988-91)	1,220
36.	Jim Miller (1982-85)	1,218
37.	Kyle Guy (2017-present)	1,197
38.	Mike Katos (1966-68)	1,178
39.	Joe Noertker (1947-50)	1,177

ACC RECORD BOOK

CAREER 3FG PERCENTAGE

(TWO YEARS, 150 MADE OR 1.5 PER GAME)

NO.	NAME	FG-FGA	FG%
1.	Jack McClinton, Miami (2007-09)	286-650	.440
2.	Kyle Guy, UVA (2017-)	231-530	.436
3.	Rodney Monroe, NCST (1988-91)	322-739	.436
4.	Hubert Davis, UNC (1989-92)	197-453	.435
5.	Rusty LaRue, WF (1993-96)	151-349	.433
6.	Archie Miller, NCST (1998-02)	218-509	.429
7.	Jeff Lebo, UNC (1987-89)	211-493	.429
8.	Trajan Langdon, Duke (1995-98)	342-802	.426

VIRGINIA SINGLE-SEASON RECORD BOOK

SEASON 3-POINTERS

NO.	NAME	3FGS
1.	Curtis Staples (1997-98)	130
2.	Curtis Staples (1994-95)	103
3.	Curtis Staples (1996-97)	98
4.	Kyle Guy (2018-19)	97
5.	Todd Billet (2002-03)	94
6.	Kyle Guy (2017-18)	83

BLOCKS

NO.	NAME	BLOCKS
1.	Ralph Sampson (1979-80)	157
2.	Ralph Sampson (1980-81)	103
	Ralph Sampson (1982-83)	103
4.	Ralph Sampson (1981-82)	99
5.	Kris Hunter (1998-99)	88
6.	Chris Alexander (1994-95)	54
7.	Chris Alexander (1995-96)	49
	Isaiah Wilkins (2017-18)	49
9.	Mamadi Diakite (2018-19)	47

ASSISTS

NO.	NAME	ASSISTS
1.	John Crotty (1989-90)	214
2.	John Crotty (1988-89)	208
3.	Sean Singletary (2007-08)	202
4.	Jeff Jones (1979-80)	200
5.	John Johnson (1986-87)	194
6.	Donald Hand (2000-01)	174
7.	John Crotty (1990-91)	169
8.	Ty Jerome (2018-19)	154
9.	London Perrantes (2015-16)	153
10.	Othell Wilson (1982-83)	152

2018-19 STARTING LINEUPS

Game	G	G	G	G-F	F-C	Record
Towson	Jerome	Guy	Hunter	Key	Salt	1-0
George Washington	Jerome	Guy	Hunter	Key	Salt	2-0
Coppin State	Jerome	Guy	Hunter	Key	Diakite	1-0
Middle Tennessee	Jerome	Guy	Hunter	Key	Diakite	2-0
Dayton	Jerome	Guy	Hunter	Key	Diakite	3-0
Wisconsin	Jerome	Guy	Hunter	Clark	Salt	1-0
at Maryland	Jerome	Guy	Hunter	Clark	Salt	2-0
Morgan State	Jerome	Guy	Hunter	Clark	Salt	3-0
at VCU	Jerome	Guy	Hunter	Clark	Salt	4-0
South Carolina	Jerome	Guy	Hunter	Diakite	Salt	1-0
William & Mary	Jerome	Guy	Hunter	Diakite	Salt	2-0
Marshall	Jerome	Guy	Hunter	Diakite	Salt	3-0
Florida State	Jerome	Guy	Hunter	Diakite	Salt	4-0
at Boston College	Jerome	Guy	Hunter	Diakite	Salt	5-0
at Clemson	Jerome	Guy	Hunter	Diakite	Salt	6-0
Virginia Tech	Jerome	Guy	Hunter	Diakite	Salt	7-0
at Duke	Jerome	Guy	Hunter	Diakite	Salt	7-1
Wake Forest	Jerome	Guy	Hunter	Diakite	Salt	8-1
at Notre Dame	Jerome	Guy	Hunter	Diakite	Salt	9-1
at NC State	Jerome	Guy	Hunter	Diakite	Salt	10-1
Miami	Jerome	Guy	Hunter	Diakite	Salt	11-1
Duke	Jerome	Guy	Hunter	Diakite	Salt	11-2
at North Carolina	Jerome	Guy	Hunter	Clark	Salt	5-0
Notre Dame	Jerome	Guy	Hunter	Clark	Salt	6-0
at Virginia Tech	Jerome	Guy	Hunter	Clark	Salt	7-0
at Louisville	Jerome	Guy	Hunter	Key	Salt	3-0
Georgia Tech	Jerome	Guy	Hunter	Clark	Diakite	1-0
Pitt	Jerome	Guy	Hunter	Clark	Salt	8-0
at Syracuse	Jerome	Guy	Hunter	Clark	Salt	9-0
Louisville	Jerome	Guy	Hunter	Clark	Salt	10-0

THE LAST TIME

VIRGINIA INDIVIDUALS

- **Scored 30 points:** Kyle Guy vs. Marshall (12/31/18)
- **Scored 40 points:** Sean Singletary (41) at Miami (3/1/08)
- **Two players with 20 points:** Kyle Guy (25) and De'Andre Hunter (21) at Syracuse (3/4/19)
- **Three players with 20 points:** Chris Williams (27), Roger Mason, Jr. (22) and Donald Hand (20) vs. Duke (1/5/00)
- **Four players with 20 points:** Chris Williams (23), Donald Hand (22), Adam Hall (21) and Travis Watson (20) vs. Georgetown (3/15/00)
- **A player with back-to-back 25-point games:** Joe Harris, 26 vs. Virginia Tech (2/12/13), 27 at North Carolina (2/16/13)
- **One player scored in double figures:** Ty Jerome (18) vs. Georgia Tech (2/21/18)
- **No players scored in double figures:** vs. Florida (3/18/17)
- **Five players scored in double figures:** De'Andre Hunter (19), Kyle Guy (15), Ty Jerome (13), Kihei Clark (12), Mamadi Diakite (10) at Notre Dame (1/26/19)
- **Six players scored in double figures:** Sean Singletary (27), Adrian Joseph (13), Jamil Tucker (13), Mamadi Diane (12), Calvin Baker (11), Laurynas Mikalauskas (11), vs. Maryland (3/9/08)
- **Seven players scored in double figures:** Cornel Parker (20), Junior Burrough (15), Ted Jeffries (14), Cory Alexander (13), Jason Williford (12), Yuri Barnes (11) and Doug Smith (11) vs. Clemson (1/13/93)
- **Had 15 rebounds:** Mike Tobey (16) vs. Tenn. State (11/25/14)
- **Had 20 rebounds:** Mike Tobey (20) vs. Louisville (3/5/16)
- **Had 25 rebounds:** Bob Mortell (25) vs. Washington & Lee (2/27/60)
- **Two players with 10 rebounds:** Anthony Gill (13) and Darion Atkins (10) vs. Davidson (12/30/14)
- **Three players with 10 rebounds:** Yuri Barnes (13), Jason Williford (12) and Junior Burrough (11) vs. Rice (12/4/93)
- **Double-Double:** Ty Jerome (16 points, 14 assists) at Syracuse (3/4/19)
- **Two players had a double-double:** Anthony Gill (25 pts, 13 rebs) and D. Atkins (13 pts, 10 rebs) vs. Davidson (12/30/14)
- **Three players had a double-double:** Jason Williford (10 pts, 15 rebs), Ted Jeffries (23 pts, 10 rebs), and Cornel Parker (11 pts, 11 rebs) at William & Mary (1/25/93)
- **Double-Double with points and assists:** Ty Jerome (15 points, 11 assists) at North Carolina (2/11/19)
- **Triple-Double:** Ralph Sampson (15 pts, 22 rebs, 10 blks) vs. Old Dominion (12/29/79)
- **Four Double-Doubles in a row:** Mike Scott [5] (27 pts, 15 rebs) vs. Oklahoma (11/23/10), (16 pts, 10 rebs) vs. Wichita State (11/24/10), (17 pts, 12 rebs) at Minnesota (11/29/10), (21 pts, 13 rebs) at Virginia Tech (12/5/10), (10 pts, 13 rebs) vs. Radford (12/7/10)
- **20 points and 20 rebounds:** Travis Watson (21 points, 20 rebounds) vs. Wofford (1/2/03)
- **20 points and 10 rebounds:** De'Andre Hunter (20 points, 10 rebounds) vs. Notre Dame (2/16/19)
- **10 assists:** Ty Jerome (14) at Syracuse (3/4/19)
- **5 blocked Shots:** Jay Huff (5) vs. Austin Peay (11/13/17)
- **5 steals:** Ty Jerome (5) vs. Morgan State (12/7/10)
- **Led UVA in points, rebounds and assists:** De'Andre Hunter (15 points, 8 rebounds, 9 assists) vs. Middle Tenn. (11/21/18)
- **Hit a last second shot to win a game:** De'Andre Hunter at Louisville (3/1/18) [3-pointer at the buzzer]
- **Played every minute:** Kyle Guy (40) at Louisville (2/23/19)
- **Played more than 40 minutes:** Kyle Guy (45) and Ty Jerome (43) vs. Virginia Tech (2/12/17)

VIRGINIA TEAM

- **Won in Overtime:** at NC State, 66-65 (1/29/19)
- **Lost in Overtime:** vs. Virginia Tech, 61-60 (2/10/18)
- **Played Two Overtimes:** at Virginia Tech, 80-78 2 OT (2/12/17)
- **Played Three Overtimes:** vs. Georgetown, L 115-111 (3/15/00)
- **Shot 70 percent for a half:** 70.4% (19-27) vs. Austin Peay - 1st Half (11/13/17)
- **Shot 60 percent in a game:** 60% (33-55) at Boston College (1/9/19)
- **Shot less than 30 percent in a game:** 29.5% (13-44) vs. VCU (12/9/18)
- **Shot 100 percent from the free throw line:** 100% (10-10) at Louisville (2/23/19)
- **Shot 90 percent from the free throw line:** 100% (6-6) vs. Virginia Tech (1/15/19)
- **Shot 70 percent from 3-point line:** 72% (18-25) at Syracuse (3/4/19)
- **Shot less than 30 percent in a half:** 23.8% (5-21) in 2nd Half vs. VCU (12/9/18)
- **Shot less than 20 percent in a half:** 18.2% (4-22) in 1st Half vs. California (12/22/15)
- **Shot 55 percent or better and lost:** 58.5% (31-53) at North Carolina (2/16/13)
- **Shot 50 percent or better and lost:** 52.8% (28-53) at Duke (1/19/19)
- **Attempted 50 FTs:** 52 (made 34) vs. Howard (12/12/94)
- **Attempted 35 3-pointers:** 38 (11-38) vs. Va. Tech (2/10/18)
- **Did Not Attempt a FT:** 0 vs. Wisconsin (11/27/17)
- **Made 30 FTs:** 31 (31 of 36) vs. Tennessee (3/18/07)
- **Made 15 3-pt FGs:** 18 at Syracuse (3/4/19)
- **Failed to make a 3-pt FG:** vs. St. Francis Brooklyn (11/15/16)
- **Had 50 rebounds:** 50 vs. Morgan State (11/13/15)
- **Had 25 assists:** 26 vs. Iowa State (3/25/16)
- **Had 15 steals:** 16 vs. NC State (2/24/08)
- **Had 10 blocks:** 11 vs. Norfolk State (11/16/14)
- **Scored 50 pts in a half:** 50 vs. Marshall, 2nd half (12/31/18)
- **Scored 60 pts in a half:** 60 vs. Gonzaga, 1st half (1/3/07)
- **Scored 70 pts in a half:** 70 vs. Coastal Carolina, 2nd half (11/20/00)
- **Scored 100 pts (ACC):** 103 vs. Maryland (1/16/07)
- **Scored 100 pts (non-conf):** 100 vs. Marshall (12/31/18)
- **Scored under 20 pts in 1st half:** 17 vs. Florida (3/18/17)
- **Scored under 20 pts in 2nd half:** 19 at No. Carolina (2/18/17)
- **Scored under 50 pts in a game:** 49 vs. Wisconsin (11/27/17)
- **Defeated top-5 opponent:** 65-63 at #4 Duke (1/27/18)
- **Defeated top-5 opponent on the road:** 65-63 at #4 Duke (1/27/18)
- **Defeated top-ranked opponent:** 86-73 vs. #1 North Carolina (1/30/86)
- **Won when trailing by 16 points:** Trained 32-16 during 63-61 vs. Ohio State (11/30/16)
- **Won when trailing by 17 points:** Trained 31-14 during 61-58 overtime win vs. Maryland (3/10/13)

2018-19 UVA MISCELLANEOUS STATISTICS

Largest halftime lead: 28 vs. Coppin State (11/16/18)
 Largest halftime deficit: 10 at Louisville (2/23/19)
 Largest halftime deficit overcome in a win: 10 at Louisville (2/23/19)
 Largest halftime lead surrendered in a loss: N/A
 Largest deficit overcome in a win: 12 at Louisville (2/23/19)
 Largest lead surrendered in a loss: 2 points at Duke (2/9/19)
 Largest deficit at any time: 14 vs. Duke (2/9/19)
 Largest lead at any time: 43 vs. Marshall (12/31/18)
 Most consecutive points scored: 17 vs. Coppin State (11/16/18)
 Most consecutive points allowed: 16 vs. Florida State (1/5/19)
 Longest scoring drought: 4:46 vs. Dayton (11/22/18)
 Longest opponent scoring drought: 7:21 by Boston College (1/9/19)

OPPONENT INDIVIDUALS

- **Scored 30 points:** RJ Barrett (30), Duke (1/19/19)
- **Scored 35 points:** Erick Green (35), Virginia Tech (1/24/13)
- **Scored 40 points:** J.J. Redick (40), Duke (1/28/06)
- **Scored 50 points:** Len Chappell (50), Wake (2/12/62)
- **Two players with 20 points:** Andrew White (23) and Tyus Battle (23) at Syracuse (2/4/17)
- **Two players with 25 points:** RJ Barrett (30) and Zion Williamson (27) at Duke (1/19/19)
- **Three players with 20 points:** Jordan McRae (21), Jarnell Stokes (20), Josh Richardson (20), at Tennessee (12/30/13)
- **Two players with 30 points:** Trevor Powell (31) and Tony Smith (31), at Marquette (2/3/90)
- **No players scored in double figures:** Florida State (1/5/19)
- **Five players scored in double figures:** Jaire Grayer (16), Otis Livingston (11), Shevon Thompson (11), Marquise Moore (10) and Marko Gujanic (10), vs. George Mason (11/22/15)
- **Six players scored in double figures:** C.J. Harris (15), Ari Stewart (12), Travis McKie (12), J.T. Terrell (11), Ty Walker (11), Gary Clark (10), at Wake Forest (1/29/11)
- **Seven players scored in double figures:** Stanley Burrell (15), Drew Lavender (13), C.J. Anderson (12), B.J. Raymond (12), Josh Duncan (11), Charles Bronson (11), and Jason Love (10), at Xavier (1/3/08)
- **Double-Double:** John Mooney (11 points, 15 rebounds), Notre Dame (2/16/19)
- **Double-Double with points and assists:** Keifer Sykes (21 pts, 10 assts) at Green Bay (12/7/13)
- **Two players had a double-double:** Marvin Bagley III (30 pts, 14 rebs) & Wendell Carter Jr. (14 pts, 15 rebs), Duke (1/27/18)
- **Had 15 rebounds:** John Mooney (15), Notre Dame (2/16/19)
- **Had 20 rebounds:** Tim Duncan (23), Wake Forest (2/22/97)
- **Had 10 assists:** Keifer Sykes (10), at Green Bay (12/7/13)
- **5 Blocked Shots:** Ben Lammers (6), at Georgia Tech (1/18/18)
- **5 Steals:** Briante Weber (5), VCU (12/6/14)
- **Hit a last second shot to win a game:** Donte DiVincenzo, Villanova (12/31/16), tip-in at the end of regulation

OPPONENT TEAM

- **Shot less than 30 percent in a game:** 29.5% (18-61), vs. VCU (12/9/18)
- **Shot less than 30 percent in a game (ACC):** 25.9% (14-54), at Clemson (1/12/19)
- **Shot 60 percent in a game:** 63.8% (37-58), at Xavier (1/3/08)
- **Shot 55 percent or better and lost:** 55.3% (26-47), Cleveland State (11/25/09)
- **Scored 100 pts:** 106, Washington (11/22/10)
- **Scored 90 pts in an ACC game:** 93, North Carolina (2/16/13)
- **Scored 60 pts in a half:** 60, at Miami, 2nd half (3/1/08)
- **Scored 50 pts in a half:** 53, vs. UMBC, 2nd half (3/16/18)
- **Scored under 10 pts in 1st half:** 7, Pitt (2/24/18)
- **Scored under 20 pts in 1st half:** 19, Pitt (3/2/19)
- **Scored under 20 pts in 2nd half:** 19, Syracuse (3/4/19)
- **Scored under 40 pts in a game:** 37, Pitt (2/24/18)
- **Had 25 assists:** 27, at Xavier (1/3/08)
- **Had 15 steals:** 15, VMI (11/16/08)
- **Had 10 blocks:** 10 at Maryland (3/5/11)
- **Failed to make a 3-pt FG:** Georgia Tech (1/22/15)



2018-19 TV/Radio Roster




0 • KIHAI CLARK
Fr. • G • 5-9 • 155
Woodland Hills, Calif.



1 • FRANCESCO BADOCCHI
R-Fr. • F • 6-7 • 205
Milan, Italy



2 • BRAXTON KEY
Jr. • F • 6-8 • 225
Charlotte, N.C.



5 • KYLE GUY
Jr. • G • 6-2 • 175
Indianapolis, Ind.




10 • JAYDEN NIXON
Fr. • G • 6-3 • 189
Charlottesville, Va.



11 • TY JEROME
Jr. • G • 6-5 • 195
New Rochelle, N.Y.



12 • DE'ANDRE HUNTER
R-So. • G • 6-7 • 225
Philadelphia, Pa.



13 • GRANT KERSEY
Jr. • G • 6-0 • 160
Charlottesville, Va.



22 • FRANCISCO CAFFARO
Fr. • C • 7-0 • 233
Sante Fe, Argentina



23 • KODY STATTMANN
Fr. • G • 6-7 • 187
Queensland, Australia



24 • MARCO ANTHONY
So. • G • 6-4 • 212
San Antonio, Texas



25 • MAMADI DIAKITE
R-Jr. • F • 6-9 • 228
Conakry, Guinea



30 • JAY HUFF
R-So. • F • 7-1 • 232
Durham, N.C.



33 • JACK SALT
R-Sr. • C • 6-10 • 250
Auckland, New Zealand



45 • AUSTIN KATSTRA
So. • F • 6-6 • 217
Charlottesville, Va.



TONY BENNETT
Head Coach
10th Season



JASON WILLIFORD
Associate Head Coach
10th Season



BRAD SODERBERG
Assistant Coach
4th Season



ORLANDO VANDROSS
Assistant Coach
4th Season

Kihei CLARK

G • 5-9 • 155 • Freshman • Woodland Hills, Calif. • Taft Charter

0

2018-19 HIGHLIGHTS

- Played in 30 games, starting 12
- Averaging 4.1 points per game with a 2.38 assist-to-turnover ratio
- Shooting 33.3 percent from the field, 33.3 percent from 3-point range and 80.0 percent free throws
- Has hit 21 3-pointers
- Third on the team with 22 steals
- Has three or more assists in nine contests
- Finished with four points and game-high six assists in NCAA debut vs. Towson (11/6/18)
- Tallied nine points on three 3FGs vs. Coppin State (11/16/18)
- Recorded nine points and five rebounds vs. Dayton (11/22/18)
- Tallied five points, five rebounds and season-high three steals in first career start vs. Wisconsin (11/23/18)
- Broke his left wrist vs. Morgan State (12/3/18)
- Played with a cast on his left wrist and tallied nine points, including a 7 of 7 effort from the free throw line vs. VCU (12/9/18)
- Had successful wrist surgery on Monday, Dec. 10
- Tallied season-best 12 points at Notre Dame (1/26/19)
- Dropped nine points with six assists and five boards vs. Miami (2/2/19)
- Matched a career high with five rebounds and four assists at Louisville (2/23/19)
- Scored eight points, going 3-for-3 from the field, and matched career high with six assists vs. Georgia Tech (2/27/19)

2018-19 GAME-BY-GAME

Opponent	GP-GS	FG	3FG	FT	O-D	Reb	A	TO	Blk	Stl	PF	Min	Pts
Towson	1-0	2-4	0-2	0-0	0-1	1	6	1	0	1	3	24	4
George Washington	2-0	1-3	0-2	0-0	0-2	2	3	1	0	0	1	16	2
Coppin State	3-0	3-8	3-7	0-0	0-2	2	2	0	0	0	0	22	9
Middle Tenn.	4-0	3-4	1-1	0-0	0-2	2	1	1	0	1	0	22	7
Dayton	5-0	3-7	2-3	1-2	1-4	5	2	3	0	0	1	30	9
Wisconsin	6-1	1-3	1-1	2-2	0-5	5	2	0	0	3	0	37	5
at Maryland	7-2	1-4	0-2	2-4	1-1	2	4	0	0	2	3	35	4
Morgan State	8-3	1-5	0-4	1-1	0-2	2	2	0	0	1	0	25	3
VCU	9-4	1-5	0-1	7-7	0-2	2	4	3	0	2	3	3	9
at South Carolina	10-4	1-4	1-4	0-0	0-0	0	2	0	0	0	1	24	2
William & Mary	11-4	0-3	0-1	2-2	0-1	1	1	0	0	0	2	27	2
Marshall	12-4	1-5	1-3	2-3	0-2	2	2	4	0	1	3	28	5
Florida State	13-4	0-2	0-0	0-0	1-0	1	1	1	0	1	0	19	0
at Boston College	14-4	0-2	0-2	0-0	0-0	1	4	2	0	0	3	19	0
at Clemson	15-4	1-4	1-2	2-2	1-0	1	1	0	0	0	2	20	5
Virginia Tech	16-4	3-6	3-5	0-0	0-2	2	1	1	0	1	1	30	9
at Duke	17-4	1-2	0-0	0-0	0-1	1	1	2	0	1	2	18	2
Wake Forest	18-4	0-2	0-2	0-0	0-0	0	1	0	0	1	4	17	0
at Notre Dame	19-4	4-9	2-4	2-2	0-1	1	1	0	0	1	0	28	12
at NC State	20-4	0-2	0-0	0-0	0-1	1	1	0	0	0	0	22	0
Miami	21-5	3-5	2-3	1-3	0-5	5	6	6	0	0	1	37	9
Duke	22-5	1-4	1-2	0-0	0-1	1	1	0	0	1	1	23	3
at No. Carolina	23-6	1-4	1-2	0-0	0-2	2	2	1	0	3	0	27	3
Notre Dame	24-7	0-4	0-4	0-0	0-5	5	2	1	0	1	0	23	0
at Virginia Tech	25-8	0-3	0-2	0-0	1-1	2	1	1	0	0	1	22	0
at Louisville	26-8	0-4	0-2	0-0	2-3	5	4	0	0	0	0	31	0
Georgia Tech	27-9	3-3	2-2	0-0	0-3	3	6	0	0	0	2	26	8
Pittsburgh	28-10	2-2	0-0	2-2	0-3	3	4	0	0	2	1	28	6
at Syracuse	29-11	0-1	0-1	0-0	0-1	1	0	0	0	0	0	16	0
Louisville	30-12	2-3	1-2	0-0	2-1	3	1	0	0	0	2	27	5

CAREER HIGHS

Points	12 at Notre Dame (1/26/19)
FGs	4 at Notre Dame (1/26/19)
3FGs	3, 2x - last vs. Virginia Tech (1/15/19)
FTs	7 vs. VCU (12/9/18)
Rebounds	5, 5x - last at Louisville (3/23/19)
Assists	6, 3x - last vs. Georgia Tech (2/27/19)
Turnovers	6 vs. Miami (2/2/19)
Blocks	N/A
Steals	3, 2x - last at North Carolina (2/11/19)
Minutes	37, 2x - last vs. Miami (2/2/19)

SEASON HIGHS

Points	12 at Notre Dame (1/26/19)
FGs	4 at Notre Dame (1/26/19)
3FGs	3, 2x - last vs. Virginia Tech (1/15/19)
FTs	7 vs. VCU (12/9/18)
Rebounds	5, 5x - last at Louisville (3/23/19)
Assists	6, 3x - last vs. Georgia Tech (2/27/19)
Turnovers	6 vs. Miami (2/2/19)
Blocks	N/A
Steals	3, 2x - last at North Carolina (2/11/19)
Minutes	37, 2x - last vs. Miami (2/2/19)

Francesco BADOCCHI

F • 6-7 • 205 • R-Freshman • Milan, Italy • Bishop Miega (Kan.)

1

2018-19 HIGHLIGHTS

- Played eight games
- Made his UVA debut against William & Mary (12/22/18)
- Tallied two points and one rebound vs. Marshall (12/31/18)
- Scored two points vs. Florida State (1/5/19)

2018-19 GAME-BY-GAME

Opponent	GP-GS	FG	3FG	FT	O-D	Reb	A	TO	Blk	Stl	PF	Min	Pts
Towson	DNP												
George Washington	DNP												
Coppin State	DNP												
Middle Tenn.	DNP												
Dayton	DNP												
Wisconsin	DNP												
at Maryland	DNP												
Morgan State	DNP												
VCU	DNP												
at South Carolina	DNP												
William & Mary	1-0	0-1	0-0	0-0	1-1	2	0	0	0	0	1	3	0
Marshall	2-0	1-1	0-0	0-0	1-0	1	0	0	0	0	1	3	2
Florida State	3-0	1-1	0-0	0-0	0-0	0	0	0	0	0	0	3	2
at Boston College	4-0	0-0	0-0	0-0	0-0	0	0	0	0	0	0	2	0
at Clemson	DNP												
Virginia Tech	5-0	0-0	0-0	0-0	0-0	0	0	0	0	0	0	1	0
at Duke	DNP												
Wake Forest	6-0	0-0	0-0	0-0	0-0	0	0	0	0	0	0	3	0
at Notre Dame	7-0	0-1	0-1	0-0	1-1	2	0	0	0	0	0	4	0
at NC State	DNP												
Miami	DNP												
Duke	DNP												
at No. Carolina	DNP												
Notre Dame	DNP												
at Virginia Tech	DNP												
at Louisville	DNP												
Georgia Tech	8-0	0-0	0-0	0-0	0-1	1	0	0	0	0	0	3	0
Pittsburgh	DNP												
at Syracuse	DNP												
Louisville	DNP												

CAREER HIGHS

Points	2, 2x - last vs. Florida State (1/5/19)
FGs	1, 2x - last vs. Florida State (1/5/19)
3FGs	N/A
FTs	N/A
Rebounds	2 vs. William & Mary (12/22/18)
Assists	N/A
Turnovers	N/A
Blocks	N/A
Steals	N/A
Minutes	3, 4x - last vs. Georgia Tech (2/27/19)

SEASON HIGHS

Points	2, 2x - last vs. Florida State (1/5/19)
FGs	1, 2x - last vs. Florida State (1/5/19)
3FGs	N/A
FTs	N/A
Rebounds	2 vs. William & Mary (12/22/18)
Assists	N/A
Turnovers	N/A
Blocks	N/A
Steals	N/A
Minutes	3, 4x - last vs. Georgia Tech (2/27/19)

Braxton KEY

G • 6-8 • 225 • Junior • Charlotte, N.C. • Oak Hill Academy [Alabama]

2

2018-19 HIGHLIGHTS

- Played 30 games, starting six
- Averaging 6.3 points and team-high 5.5 rebounds per game
- Shooting 41.2 percent from the field, 75.4 percent from the free throw line
- Has led UVA in rebounds in 11 games
- Tallied seven points and nine rebounds in Virginia debut vs. Towson (11/6/18)
- Recorded 13 points and seven rebounds vs. Middle Tennessee (11/21/18)
- Tied a career high with four steals vs. Dayton (11/22/18)
- Finished with a game-high nine rebounds vs. Morgan State (12/3/18)
- Scored nine points (3-3 FGs & 3-3 FTs) vs. William & Mary (12/22/18)
- Scored season-high 20 points vs. Florida State (1/5/19)
- Tallied nine points and nine rebounds at Boston College (1/9/19)
- Tallied 11 points and six rebounds at Duke (1/19/19)
- Recorded season-highs in rebounds (10) and blocks (2) vs. Duke (2/9/19)
- Registered nine points, five rebounds and two blocked shots vs. Louisville (3/9/19)

2018-19 GAME-BY-GAME

Opponent	GP	GS	FG	3FG	FT	O-D	Reb	A	TO	Blk	Stl	PF	Min	Pts
Towson	1-1	3-8	1-3	0-0	4-5	9	1	0	1	1	2	29	7	
George Washington	2-2	2-5	0-2	1-3	0-2	2	1	1	0	3	3	17	5	
Coppin State	3-3	2-4	1-2	2-2	0-6	7	1	0	2	0	1	27	7	
Middle Tenn.	4-4	3-8	2-3	5-5	2-5	7	2	1	0	2	3	30	13	
Dayton	5-5	1-6	0-3	1-2	1-5	6	2	0	0	4	2	33	3	
Wisconsin	6-5	0-4	0-1	0-0	0-0	0	0	0	0	1	1	12	0	
at Maryland	7-5	3-4	1-1	3-4	0-1	1	3	0	0	2	1	11	10	
Morgan State	8-5	2-3	0-0	2-2	1-8	9	1	3	0	1	3	17	6	
VCU	9-5	1-2	1-2	0-0	1-3	4	1	2	0	0	3	12	3	
at South Carolina	10-5	2-6	0-2	1-2	3-4	7	0	0	0	0	2	23	5	
William & Mary	11-5	3-3	0-0	3-3	2-2	4	0	0	0	0	0	18	9	
Marshall	12-5	3-4	0-1	1-2	0-8	8	2	1	0	0	3	23	7	
Florida State	13-5	7-11	2-5	4-4	0-6	6	0	0	0	1	1	26	20	
at Boston College	14-5	4-5	0-1	1-1	0-9	9	2	0	2	0	0	27	9	
at Clemson	15-5	3-5	1-1	0-1	2-6	8	3	1	0	2	1	25	7	
Virginia Tech	16-5	3-5	1-2	0-0	0-1	1	2	0	0	0	2	16	7	
at Duke	17-5	2-3	0-1	7-8	1-5	6	2	1	1	1	4	20	11	
Wake Forest	18-5	1-5	0-3	2-2	1-6	7	1	0	1	1	0	22	4	
at Notre Dame	19-5	2-6	0-0	0-0	1-5	6	1	0	0	0	2	17	4	
at NC State	20-5	3-8	0-0	2-2	4-4	8	1	2	1	0	1	31	8	
Miami	21-5	2-5	1-3	0-0	1-7	8	4	2	2	2	1	27	5	
Duke	22-5	2-7	0-1	0-0	6-4	10	2	1	2	2	3	27	4	
at No. Carolina	23-5	0-2	0-2	1-3	1-5	6	0	1	1	0	3	22	1	
Notre Dame	24-5	1-7	0-3	1-2	1-4	5	1	1	1	1	1	13	3	
at Virginia Tech	25-5	2-5	2-4	0-0	0-3	3	2	2	1	0	3	27	6	
at Louisville	26-6	0-2	0-0	0-0	0-1	1	0	0	1	0	1	10	0	
Georgia Tech	27-6	2-5	2-3	2-4	2-4	6	1	0	0	2	2	22	8	
Pittsburgh	28-6	2-8	0-3	1-1	0-5	5	0	1	0	2	1	23	5	
at Syracuse	29-6	1-2	0-0	0-0	0-0	0	0	1	0	0	3	6	2	
Louisville	30-6	1-5	1-2	6-8	3-2	5	0	0	2	0	1	15	9	

CAREER HIGHS

Points	26 at Georgia (1/26/17) *
FGs	8 vs. Florida (1/10/17) *
3FGs	3, 3x - last at Georgia (1/26/17) *
FTs	10 vs. Mississippi State (1/28/17) *
Rebounds	11 vs. Vanderbilt (1/7/17) *
Assists	7 vs. LSU (2/8/17) *
Turnovers	5, 7x - last vs. Richmond (3/14/17) *
Blocks	2, 13x - last vs. Louisville (3/9/19)
Steals	4, 2x - last vs. Dayton (11/22/18)
Minutes	37, 3x - last vs. Georgia (2/23/17) *

* - as a player at Alabama

SEASON HIGHS

Points	20 vs. Florida State (1/5/19)
FGs	7 vs. Florida State (1/5/19)
3FGs	2, 4x - last vs. Georgia Tech (2/27/19)
FTs	7 at Duke (1/19/19)
Rebounds	10 vs. Duke (2/9/19)
Assists	4 vs. Miami (2/2/19)
Turnovers	3 vs. Morgan State (12/3/18)
Blocks	2, 5x - last vs. Louisville (3/9/19)
Steals	4 vs. Dayton (11/22/18)
Minutes	33 vs. Dayton (11/22/18)

Kyle GUY

G • 6-2 • 175 • Junior • Indianapolis, Ind. • Lawrence Central

5

2018-19 HIGHLIGHTS

- Started 30 games
- Jerry West Shooting Guard Award Finalist
- Sporting News All-America third-team
- All-ACC First Team
- Named ACC Player of the Week on Jan. 7
- Ranks first in the ACC in 3-pointers per game (3.2), third in 3-point percentage (45.1%), ninth in minutes (34.2), 10th in field goal percentage (46.3%) and 12th in scoring (15.3)
- Shooting 46.3 percent from the field, 45.1 percent from 3-point range and 83.6 percent free throws
- Ranks fourth on UVA's single-season 3-pointers list with 97
- Ranks second all-time in the ACC and first at UVA with a 43.6 percent career 3-point shooting percentage
- Drilled a career-high eight 3-pointers, second most in UVA history, en route to a game-high 25 points in a dominate road win at Syracuse
- Set UVA school record with 11 consecutive 3-pointers over a two-game span
- Has hit three or more 3-pointers in 19 games
- Scored 20 or more points in seven games this season, including a three-game 20-point streak from Feb. 11-18
- Recorded career highs in points (30) and rebounds (8) and added seven 3-pointers vs. Marshall (12/31/18)
- Scored game-high 21 points, including five 3-pointers, vs. Florida State (1/5/19)
- Knocked down four FTs to ice the game on his way to game-high 22 points vs. Notre Dame (2/16/19)

2018-19 GAME-BY-GAME

Opponent	GP	GS	FG	3FG	FT	O-D	Reb	A	TO	Blk	Stl	PF	Min	Pts
Towson	1-1	2-6	1-5	3-4	0-2	2	3	0	0	0	0	31	8	
George Washington	2-2	8-15	4-8	0-1	1-5	6	4	1	0	0	4	33	20	
Coppin State	3-3	3-5	1-1	0-0	1-5	6	5	0	0	1	0	28	7	
Middle Tenn.	4-4	5-14	3-9	2-2	0-2	2	1	4	0	3	1	34	15	
Dayton	5-5	5-11	2-6	2-2	2-1	3	1	1	0	0	0	38	14	
Wisconsin	6-6	3-10	2-6	1-2	0-3	3	3	2	0	0	1	34	9	
at Maryland	7-7	6-14	5-9	1-1	0-3	3	3	0	0	1	1	38	18	
Morgan State	8-8	5-8	3-5	2-2	0-1	1	2	3	0	1	1	27	15	
VCU	9-9	4-13	1-5	6-7	3-3	6	1	1	0	0	2	37	15	
at South Carolina	10-10	6-14	5-11	1-1	1-0	1	0	2	0	0	1	37	18	
William & Mary	11-11	5-8	2-5	4-4	1-6	7	1	2	0	0	3	31	16	
Marshall	12-12	10-14	7-9	3-3	1-7	8	0	1	0	0	0	26	30	
Florida State	13-13	7-11	5-6	4-4	0-5	5	3	1	0	1	1	34	21	
at Boston College	14-14	4-9	2-6	0-0	0-8	8	5	1	1	2	1	35	10	
at Clemson	15-15	5-15	3-9	0-0	0-3	3	1	1	0	1	1	35	13	
Virginia Tech	16-16	5-9	3-5	2-2	1-4	5	1	2	0	0	1	35	15	
at Duke	17-17	6-12	2-7	0-0	2-4	6	1	1	0	1	1	38	14	
Wake Forest	18-18	3-10	3-7	3-4	0-4	4	3	2	0	2	0	29	12	
at Notre Dame	19-19	6-8	3-5	0-0	1-4	5	0	0	0	0	1	31	15	
at NC State	20-20	3-11	1-5	3-4	1-5	6	3	2	0	1	1	40	10	
Miami	21-21	4-15	2-8	0-0	0-4	4	3	0	0	1	1	38	10	
Duke	22-22	6-15	3-9	1-1	0-0	0	3	5	0	2	0	33	16	
at No. Carolina	23-23	7-13	5-9	1-3	0-2	2	1	1	0	0	2	36	20	
Notre Dame	24-24	7-15	4-10	4-4	2-4	6	3	1	0	0	0	40	22	
at Virginia Tech	25-25	8-15	6-13	1-2	1-6	7	3	4	0	2	0	37	23	
at Louisville	26-26	2-8	0-5	4-4	0-8	8	3	1	0	0	2	40	8	
Georgia Tech	27-27	3-9	3-6	2-2	0-2	2	1	1	0	1	0	31	11	
Pittsburgh	28-28	6-9	5-7	0-0	0-2	2	1	1	0	0	2	25	17	
at Syracuse	29-29	8-10	8-10	1-2	1-6	7	2	1	0	1	1	37	25	
Louisville	30-30	4-11	3-9	2-2	1-5	6	1	2	0	1	1	39	13	

CAREER HIGHS

Points	30 vs. Marshall (12/31/18)
FGs	11 at VCU (11/17/17)
3FGs	8 at Syracuse (3/4/19)
FTs	8 vs. UNCG (11/10/17)
Rebounds	8, 3x - last at Louisville (2/23/19)
Assists	5, 2x - last at Boston College (1/9/19)
Turnovers	5 vs. Duke (2/9/19)
Blocks	1, 3x - last at Boston College (1/9/19)
Steals	4, 2x - last at Wake Forest (1/21/18)
Minutes	45 vs. Virginia Tech (2/9/18)

SEASON HIGHS

Points	30 vs. Marshall (12/31/18)
FGs	10 vs. Marshall (12/31/18)
3FGs	8 at Syracuse (3/4/19)
FTs	6 vs. VCU (12/9/18)
Rebounds	8, 3x - last at Louisville (2/23/19)
Assists	5, 2x - last at Boston College (1/9/19)
Turnovers	5 vs. Duke (2/9/19)
Blocks	1 at Boston College (1/9/19)
Steals	3 vs. Middle Tenn. (11/21/18)
Minutes	40, 3x - last at Louisville (2/23/19)

Jayden NIXON

G • 6-3 • 189 • Freshman • Charlottesville, Va. • Choate Rosemary Hall (Conn.)

10

2018-19 HIGHLIGHTS

- Has appeared in 13 contests
- Made collegiate debut with one point vs. Towson (11/6/18)
- Scored two points in seven minutes vs. Coppin State (11/16/18)
- Registered two points, one rebound and one blocked shot in win at Syracuse (3/4/19)

2018-19 GAME-BY-GAME

Opponent	GP-GS	FG	3FG	FT	O-D	Reb	A	TO	Blk	Stl	PF	Min	Pts
Towson	1-0	0-0	0-0	1-2	0-0	0	0	0	0	0	3	1	
George Washington	2-0	0-1	0-0	0-0	0-0	0	0	0	0	0	2	0	
Coppin State	3-0	1-4	0-1	0-0	0-3	3	0	0	1	1	7	2	
Middle Tenn.	4-0	0-1	0-1	0-0	0-0	0	0	1	0	0	2	0	
Dayton	DNP												
Wisconsin	DNP												
at Maryland	DNP												
Morgan State	5-0	0-1	0-0	1-2	0-0	0	0	0	0	3	5	1	
VCU	DNP												
at South Carolina	DNP												
William & Mary	6-0	1-1	0-0	0-0	1-2	3	0	0	0	0	4	2	
Marshall	7-0	0-1	0-1	0-0	1-0	1	0	2	0	0	1	2	0
Florida State	8-0	0-0	0-0	0-0	0-0	0	0	1	0	0	2	1	0
at Boston College	DNP												
at Clemson	DNP												
Virginia Tech	DNP												
at Duke	DNP												
Wake Forest	9-0	0-0	0-0	0-0	0-0	0	0	0	0	0	1	1	0
at Notre Dame	10-0	0-0	0-0	0-0	0-0	0	0	0	0	0	1	3	0
at NC State	DNP												
Miami	DNP												
Duke	DNP												
at No. Carolina	DNP												
Notre Dame	DNP												
at Virginia Tech	DNP												
at Louisville	DNP												
Georgia Tech	11-0	0-0	0-0	0-0	0-0	0	0	0	0	1	0	2	0
Pittsburgh	12-0	0-0	0-0	0-0	0-0	0	1	0	0	0	1	5	0
at Syracuse	13-0	1-1	0-0	0-0	1-0	1	0	0	1	0	0	3	2
Louisville	DNP												

CAREER HIGHS

Points	2, 3x - last at Syracuse (3/4/19)
FGs	1, 3x - last at Syracuse (3/4/19)
3FGs	N/A
FTs	1, 2x - last vs. Morgan State (12/3/18)
Rebounds	3, 2x - last vs. William and Mary (12/22/18)
Assists	1 vs. Pittsburgh (3/2/19)
Turnovers	2 vs. Marshall (1/31/18)
Blocks	1, 2x - last at Syracuse (3/4/19)
Steals	1, 2x - last vs. Pittsburgh (3/2/19)
Minutes	7 vs. Coppin State (11/16/18)

SEASON HIGHS

Points	2, 3x - last at Syracuse (3/4/19)
FGs	1, 3x - last at Syracuse (3/4/19)
3FGs	N/A
FTs	1, 2x - last vs. Morgan State (12/3/18)
Rebounds	3, 2x - last vs. William and Mary (12/22/18)
Assists	1 vs. Pittsburgh (3/2/19)
Turnovers	2 vs. Marshall (1/31/18)
Blocks	1, 2x - last at Syracuse (3/4/19)
Steals	1, 2x - last vs. Pittsburgh (3/2/19)
Minutes	7 vs. Coppin State (11/16/18)

Ty JEROME

G • 6-5 • 195 • Junior • New Rochelle, N.Y. • Iona Prep

11

2018-19 HIGHLIGHTS

- Started 29 games, missing the Miami (back injury)
- All-ACC Second Team
- Battle 4 Atlantis All-Tournament Team
- Ranks first in the ACC in assists (5.3), second in assist-to-turnover ratio (3.2), fourth in 3-point percentage (42.6%), 18th in minutes (32.7) and 21st in scoring (13.5)
- Averaging career highs in points (13.5), rebounds (4.1) and assists (5.3)
- Shooting 45.2 percent from the field, 42.6 percent from 3-point range and 74.0 percent free throws
- Has handed out four or more assists in 22 games
- Has reached double figures in 21 games, including four 20-point efforts, highlighted by a season-high 25 at South Carolina
- Scored a game-high 20 points and matched a career high with six 3-pointers vs. Towson (11/6/18)
- Led Virginia with 20 points, seven assists, six rebounds and four steals vs. George Washington (11/11/18)
- Tallied a season-high 25 points along with seven assists and six rebounds at South Carolina (12/19/18)
- Dished out 12 assists to pair with 14 points for first career double-double vs. Virginia Tech (1/15/19)
- Tallied 13 points, nine rebounds and six assists at Notre Dame (1/26/19)
- Tallied second career double-double with 15 points and 11 assists at North Carolina (2/11/19)
- Tallied third career double-double with 16 points, school-record tying 14 assists and four steals at Syracuse (3/4/19)
- Registered a game-high 24 points and six assists vs. Louisville (3/9/19)

2018-19 GAME-BY-GAME

Opponent	GP-GS	FG	3FG	FT	O-D	Reb	A	TO	Blk	Stl	PF	Min	Pts
Towson	1-1	6-10	6-9	2-2	0-3	3	4	2	0	2	1	29	20
George Washington	2-2	7-9	4-5	2-3	0-6	6	7	2	0	4	1	31	20
Coppin State	3-3	4-6	1-2	2-3	0-4	4	6	1	0	2	1	25	11
Middle Tenn.	4-4	2-5	0-2	3-4	0-1	1	3	2	0	0	1	31	7
Dayton	5-5	3-10	2-6	7-10	1-0	1	2	1	0	1	2	27	15
Wisconsin	6-6	5-17	1-6	0-0	1-3	4	5	0	0	3	3	38	11
at Maryland	7-7	6-14	3-7	2-3	2-1	3	1	1	0	1	2	31	17
Morgan State	8-8	3-8	2-5	0-0	0-3	3	5	1	0	5	0	27	8
VCU	9-9	4-13	3-9	3-4	0-8	8	3	1	0	2	1	37	14
at South Carolina	10-10	9-15	3-8	4-4	1-5	6	7	2	0	0	1	36	25
William & Mary	11-11	3-9	1-2	1-2	0-9	9	4	2	0	2	2	29	8
Marshall	12-12	4-9	1-4	5-6	1-2	3	4	5	0	3	3	28	14
Florida State	13-13	2-11	0-4	2-2	1-3	4	6	1	0	0	0	30	6
at Boston College	14-14	4-9	2-5	3-4	1-3	4	4	2	0	1	3	31	13
at Clemson	15-15	3-9	2-4	0-0	0-3	3	5	2	0	1	0	33	8
Virginia Tech	16-16	5-10	4-7	0-0	1-3	4	12	0	0	2	3	34	14
at Duke	17-17	6-13	1-5	1-3	1-3	4	4	1	0	0	2	35	14
Wake Forest	18-18	4-13	2-5	0-0	0-3	3	5	0	0	1	2	34	10
at Notre Dame	19-19	6-10	1-2	0-0	0-9	9	6	0	0	1	3	29	13
at NC State	20-20	5-11	2-4	0-0	0-6	6	6	4	0	1	3	41	12
Miami	DNP												
Duke	21-21	6-11	2-5	2-2	1-2	3	4	3	0	3	2	37	16
at No. Carolina	22-22	5-9	2-3	3-5	0-4	4	11	2	0	0	3	37	15
Notre Dame	23-23	2-9	2-3	2-2	0-3	3	3	3	0	0	0	38	8
at Virginia Tech	24-24	6-10	3-6	1-1	0-3	3	6	2	0	1	2	38	16
at Louisville	25-25	2-12	0-6	0-0	1-3	4	5	1	0	0	3	38	4
Georgia Tech	26-26	8-13	1-2	2-4	1-4	5	4	1	0	0	0	26	19
Pittsburgh	27-27	4-5	1-1	4-4	0-1	1	2	1	0	0	0	24	13
at Syracuse	28-28	5-9	5-6	1-2	0-3	3	14	2	0	4	2	35	16
Louisville	29-29	8-14	3-8	5-7	0-4	4	6	1	0	2	2	39	24

CAREER HIGHS

Points	31 vs. Boston College (12/30/17)
FGs	11 vs. Boston College (12/30/17)
3FGs	6, 2x - last vs. Towson (11/6/18)
FTs	7 vs. Dayton (11/22/18)
Rebounds	9, 2x - last at Notre Dame (1/26/19)
Assists	14 at Syracuse (3/4/19)
Turnovers	6 vs. NC State (1/14/18)
Blocks	2 vs. Robert Morris (12/17/16)
Steals	5 vs. Morgan State (12/3/18)
Minutes	43 vs. Virginia Tech (2/9/18)

SEASON HIGHS

Points	25 at South Carolina (12/19/18)
FGs	9 at South Carolina (12/19/18)
3FGs	6 vs. Towson (11/6/18)
FTs	7 vs. Dayton (11/22/18)
Rebounds	9, 2x - last at Notre Dame (1/26/19)
Assists	14 at Syracuse (3/4/19)
Turnovers	5 vs. Marshall (12/31/18)
Blocks	N/A
Steals	5 vs. Morgan State (12/3/18)
Minutes	41 at NC State (1/29/19)

De'Andre HUNTER

G • 6-7 • 225 • R-Sophomore • Philadelphia, Pa. • Friends' Central School

12

2018-19 HIGHLIGHTS

- Started 30 games
- Julius Erving Small Forward Award Finalist
- Sporting News All-America Third Team
- ACC Defensive Player of the Year
- All-ACC First Team
- All-ACC Defensive Team
- Battle 4 Atlantis Tournament MVP
- Averaged 19.3 points and 7.7 rebounds en route to ACC Player of the Week for week 3 and Battle 4 Atlantis MVP honors
- Shooting 53.3 percent from the field, 47.3 percent from 3-point range and 78.7 percent free throws
- Ranks third in the ACC in field goal percentage (53.3%), seventh in free throw percentage (78.7%) and 13th in scoring (15.2).
- Has scored in double-figures in 26 games, including eight 20-point efforts
- Registered two double-doubles this season, including a 20-point and 10 rebound effort vs. Notre Dame
- Tallied a game-high 20 points, including 4-4 3FGs vs. Coppin State (11/16/18)
- Game-high 15 points, eight rebounds and career-high nine assists vs. Middle Tennessee (11/21/18)
- Scored 23 points vs. Dayton (11/22/18)
- Scored 20 points at North Carolina (2/11/19)
- Scored 21 points and set career highs in 3-pointers (5) and blocked shots (3) at Syracuse (3/4/19)

2018-19 GAME-BY-GAME

Opponent	GP-GS	FG	3FG	FT	O-D	Reb	A	TO	Blk	Stl	PF	Min	Pts
Towson	1-1	5-12	0-1	3-5	4-6	10	1	0	0	1	3	26	13
George Washington	2-2	5-7	0-0	0-0	1-3	4	0	1	0	0	2	20	10
Coppin State	3-3	7-9	4-4	2-3	0-1	1	3	1	0	3	2	16	20
Middle Tenn.	4-4	5-9	2-5	3-4	2-6	8	9	4	1	1	0	35	15
Dayton	5-5	8-11	1-2	6-6	5-1	6	1	2	0	1	2	39	23
Wisconsin	6-6	8-14	0-3	4-6	1-8	9	0	1	1	0	0	36	20
at Maryland	7-7	6-13	1-3	2-2	3-2	5	4	0	1	0	3	35	15
Morgan State	8-8	6-8	2-3	1-2	0-1	1	1	1	0	0	0	20	15
VCU	9-9	1-6	0-1	7-7	2-2	4	0	2	0	0	5	35	9
at South Carolina	10-10	2-10	0-2	1-1	1-2	3	3	0	0	1	3	23	5
William & Mary	11-11	4-8	1-1	9-10	1-3	4	3	0	0	2	1	31	18
Marshall	12-12	3-5	0-1	5-6	1-4	5	3	0	1	0	3	25	11
Florida State	13-13	2-8	0-1	2-2	1-5	6	1	0	0	0	3	27	6
at Boston College	14-14	6-11	2-3	4-7	2-4	6	2	1	0	0	0	35	18
at Clemson	15-15	4-10	2-4	2-2	0-7	7	1	1	0	0	3	31	12
Virginia Tech	16-16	8-12	1-2	4-4	1-4	5	2	3	0	0	2	36	21
at Duke	17-17	8-14	0-2	2-4	1-3	4	0	1	0	1	3	38	18
Wake Forest	18-18	3-5	1-1	4-5	2-5	7	5	0	1	0	1	34	11
at Notre Dame	19-19	9-15	0-2	1-3	1-6	7	2	0	0	0	1	24	19
at NC State	20-20	4-8	1-1	6-8	1-4	5	4	4	0	0	5	38	15
Miami	21-21	6-13	1-2	1-2	1-5	6	2	2	1	2	2	39	14
Duke	22-22	4-9	1-4	2-2	1-3	4	1	2	1	0	4	32	11
at No. Carolina	23-23	7-10	3-3	3-4	0-5	5	2	1	1	1	1	37	20
Notre Dame	24-24	6-11	2-3	6-7	2-8	10	2	1	1	2	0	36	20
at Virginia Tech	25-25	4-9	0-1	2-3	2-2	4	0	1	1	1	2	26	10
at Louisville	26-26	9-11	2-2	6-6	0-4	4	0	1	1	2	2	27	26
Georgia Tech	27-27	6-10	1-4	5-5	1-3	4	3	2	0	0	2	29	18
Pittsburgh	28-28	4-6	1-2	3-4	0-1	1	5	2	0	0	2	29	12
at Syracuse	29-29	7-13	5-7	2-3	2-4	6	4	4	3	0	0	36	21
Louisville	30-30	3-13	1-4	2-4	1-3	4	2	1	1	1	1	39	9

CAREER HIGHS

Points	26 at Louisville (2/23/19)
FGs	9, 2x - last at Louisville (2/23/19)
3FGs	5 at Syracuse (3/4/19)
FTs	9 vs. William & Mary (12/22/18)
Rebounds	10, 3x - last vs. Notre Dame (2/16/19)
Assists	9 vs. Middle Tennessee (11/21/18)
Turnovers	4, 3x - last at Syracuse (3/4/19)
Blocks	3 at Syracuse (3/4/19)
Steals	3 vs. Coppin State (11/16/18)
Minutes	39, 2x - last vs. Miami (2/2/19)

SEASON HIGHS

Points	26 at Louisville (2/23/19)
FGs	9, 2x - last at Louisville (2/23/19)
3FGs	5 at Syracuse (3/4/19)
FTs	9 vs. William & Mary (12/22/18)
Rebounds	10, 2x - last vs. Notre Dame (2/16/19)
Assists	9 vs. Middle Tennessee (11/21/18)
Turnovers	4, 3x - last at Syracuse (3/4/19)
Blocks	3 at Syracuse (3/4/19)
Steals	3 vs. Coppin State (11/16/18)
Minutes	39, 2x - last vs. Miami (2/2/19)

Grant KERSEY

G • 6-1 • 160 • Junior • Charlottesville, Va. • Albermarle

13

2018-19 HIGHLIGHTS

- Team manager has appeared in 10 games
- Made collegiate debut vs. Towson (11/6/18)
- Scored first career points vs. George Washington (11/11/18)
- Scored five points in three minutes vs. Morgan State (12/3/18)
- Netted 3-pointer at the buzzer to give Virginia 100 points vs. Marshall (12/31/18)

2018-19 GAME-BY-GAME

Opponent	GP-GS	FG	3FG	FT	O-D	Reb	A	TO	Blk	Stl	PF	Min	Pts
Towson	1-0	0-0	0-0	0-0	0-0	0	0	0	0	1	0	1	0
George Washington	2-0	0-0	0-0	2-2	0-0	0	0	0	0	0	0	1	2
Coppin State	3-0	1-1	1-1	0-0	0-0	0	0	0	0	0	4	3	
Middle Tenn.	DNP												
Dayton	DNP												
Wisconsin	DNP												
at Maryland	DNP												
Morgan State	4-0	1-1	0-0	3-3	0-0	0	1	0	0	0	0	3	5
VCU	DNP												
at South Carolina	DNP												
William & Mary	5-0	0-0	0-0	0-0	0-0	0	0	0	0	0	0	1	0
Marshall	6-0	1-1	1-1	0-0	1-0	1	0	1	0	0	0	2	3
Florida State	7-0	0-0	0-0	0-0	0-0	0	0	1	0	0	0	1	0
at Boston College	DNP												
at Clemson	DNP												
Virginia Tech	DNP												
at Duke	DNP												
Wake Forest	DNP												
at Notre Dame	8-0	0-0	0-0	0-0	0-1	1	0	0	0	0	0	1	0
at NC State	DNP												
Miami	DNP												
Duke	DNP												
at No. Carolina	DNP												
Notre Dame	DNP												
at Virginia Tech	DNP												
at Louisville	DNP												
Pittsburgh	9-0	0-0	0-0	0-0	0-0	0	0	0	0	1	0	2	0
at Syracuse	10-0	0-0	0-0	0-0	0-0	0	0	0	0	0	0	1	0
Louisville	DNP												

CAREER HIGHS

Points	5 vs. Morgan State (12/3/18)
FGs	1, 3x - last vs. Marshall (12/31/18)
3FGs	1, 2x - last vs. Marshall (12/31/18)
FTs	3 vs. Morgan State (12/3/18)
Rebounds	1, 2x - last vs. Notre Dame (1/26/19)
Assists	1 vs. Morgan State (12/3/18)
Turnovers	1, 2x - last vs. Florida State (1/5/19)
Blocks	N/A
Steals	1, 2x - last vs. Pittsburgh (3/2/19)
Minutes	4 vs. Coppin State (12/3/18)

SEASON HIGHS

Points	5 vs. Morgan State (12/3/18)
FGs	1, 3x - last vs. Marshall (12/31/18)
3FGs	1, 2x - last vs. Marshall (12/31/18)
FTs	3 vs. Morgan State (12/3/18)
Rebounds	1, 2x - last vs. Notre Dame (1/26/19)
Assists	1 vs. Morgan State (12/3/18)
Turnovers	1, 2x - last vs. Florida State (1/5/19)
Blocks	N/A
Steals	1, 2x - last vs. Pittsburgh (3/2/19)
Minutes	4 vs. Coppin State (12/3/18)

Kody STATTMAN

G • 6-7 • 187 • Freshman • Queensland, Australia • St. Augustine's College

23

2018-19 HIGHLIGHTS

- Played 16 games
- Made collegiate debut vs. Towson (11/6/18)
- Scored first career points with six points vs. Coppin State (11/16/18)
- Scored nine points and made first career 3-pointer vs. Morgan State (12/3/18)

2018-19 GAME-BY-GAME

Opponent	GP-GS	FG	3FG	FT	O-D	Reb	A	TO	Blk	Stl	PF	Min	Pts
Towson	1-0	0-2	0-2	0-0	0-0	0	1	0	0	0	1	4	0
George Washington	2-0	0-0	0-0	0-0	0-1	1	0	1	0	0	1	3	0
Coppin State	3-0	1-2	0-1	4-4	0-2	2	1	0	0	1	0	10	6
Middle Tenn.	4-0	1-2	0-1	0-0	0-1	1	0	0	0	0	0	3	2
Dayton	DNP												
Wisconsin	DNP												
at Maryland	DNP												
Morgan State	5-0	2-4	1-3	4-4	0-1	1	0	0	0	0	1	12	9
VCU	DNP												
at South Carolina	DNP												
William & Mary	6-0	1-3	0-2	0-0	0-1	1	0	0	0	0	0	4	2
Marshall	7-0	1-2	1-2	0-0	0-0	0	0	0	0	0	0	6	3
Florida State	8-0	0-0	0-0	0-1	0-1	1	0	2	0	0	2	3	0
at Boston College	9-0	1-1	1-1	0-0	0-1	1	0	0	0	0	0	2	3
at Clemson	10-0	0-0	0-0	0-0	0-1	1	0	0	0	0	0	2	0
Virginia Tech	11-0	0-0	0-0	0-0	0-0	0	0	0	0	0	0	1	0
at Duke	DNP												
Wake Forest	12-0	0-1	0-1	0-0	0-0	0	0	0	0	0	0	2	0
at Notre Dame	13-0	1-2	1-2	0-0	0-0	0	0	0	0	0	0	3	3
at NC State	DNP												
Miami	DNP												
Duke	DNP												
at No. Carolina	DNP												
Notre Dame	DNP												
at Virginia Tech	DNP												
at Louisville	DNP												
Georgia Tech	14-0	0-0	0-0	0-0	0-1	1	0	0	0	0	0	5	0
Pittsburgh	15-0	0-0	0-0	0-0	0-0	0	0	0	0	0	1	7	0
at Syracuse	16-0	0-1	0-1	0-0	0-1	1	0	1	0	0	1	3	0
Louisville	DNP												

CAREER HIGHS

Points	9 vs. Morgan State (12/3/18)
FGs	2 vs. Morgan State (12/3/18)
3FGs	1, 4x - last at Notre Dame (1/26/19)
FTs	4, 2x - last vs. Morgan State (12/3/18)
Rebounds	2 vs. Coppin State (11/16/18)
Assists	1, 2x - last vs. Coppin State (11/16/18)
Turnovers	2 vs. Florida State (1/5/19)
Blocks	N/A
Steals	1 vs. Coppin State (12/2/18)
Minutes	12 vs. Morgan State (12/3/18)

SEASON HIGHS

Points	9 vs. Morgan State (12/3/18)
FGs	2 vs. Morgan State (12/3/18)
3FGs	1, 4x - last at Notre Dame (1/26/19)
FTs	4, 2x - last vs. Morgan State (12/3/18)
Rebounds	2 vs. Coppin State (11/16/18)
Assists	1, 2x - last vs. Coppin State (11/16/18)
Turnovers	2 vs. Florida State (1/5/19)
Blocks	N/A
Steals	1 vs. Coppin State (12/2/18)
Minutes	12 vs. Morgan State (12/3/18)

Marco ANTHONY

G • 6-4 • 212 • Sophomore • San Antonio, Texas • Holmes

24

2018-19 HIGHLIGHTS

- Played 20 games
- Recorded five points vs. Towson (11/6/18)
- Finished with two points, two rebounds and career-high tying four assists vs. Coppin State (11/16/18)
- Finished with eight points with career-bests in FTs (4), rebounds (4) and blocks (1) in career-high 20 minutes vs. Morgan State (12/3/18)
- Dropped six points vs. Pittsburgh (3/2/19)

2018-19 GAME-BY-GAME

Opponent	GP-GS	FG	3FG	FT	O-D	Reb	A	TO	Blk	Stl	PF	Min	Pts
Towson	1-0	2-3	1-1	0-1	0-1	1	1	0	0	0	2	8	5
George Washington	2-0	0-0	0-0	0-0	0-0	0	1	0	0	0	0	12	0
Coppin State	3-0	1-3	0-1	0-0	0-2	2	4	0	0	0	0	17	2
Middle Tenn.	4-0	0-0	0-0	0-0	0-1	1	0	0	0	0	1	3	0
Dayton	DNP												
Wisconsin	DNP												
at Maryland	5-0	0-1	0-0	0-0	0-1	1	1	0	0	0	0	6	0
Morgan State	6-0	2-4	0-2	4-4	0-4	4	1	2	1	0	1	20	8
VCU	7-0	0-0	0-0	0-0	0-0	0	0	0	0	0	0	2	0
at South Carolina	8-0	0-1	0-0	0-0	0-0	0	0	0	0	0	0	2	0
William & Mary	9-0	0-1	0-0	0-0	0-0	0	1	1	0	0	1	7	2
Marshall	10-0	0-2	0-0	0-0	0-0	0	1	0	0	0	0	5	0
Florida State	11-0	0-0	0-0	2-2	0-0	0	0	2	0	0	0	3	2
at Boston College	12-0	0-1	0-0	0-0	0-0	0	0	0	0	0	0	2	0
at Clemson	13-0	0-2	0-1	0-0	0-0	0	0	0	0	0	0	3	0
Virginia Tech	14-0	0-1	0-1	0-0	0-0	0	0	0	0	0	0	1	0
at Duke	DNP												
Wake Forest	15-0	0-0	0-0	1-2	0-0	0	0	1	0	0	0	3	1
at Notre Dame	16-0	0-1	0-0	0-0	0-1	1	0	0	0	0	0	4	0
at NC State	DNP												
Miami	17-0	0-0	0-0	0-0	0-0	0	0	0	0	0	0	1	0
Duke	DNP												
at No. Carolina	DNP												
Notre Dame	DNP												
at Virginia Tech	DNP												
at Louisville	DNP												
Georgia Tech	18-0	1-3	0-0	0-0	0-2	2	1	0	0	0	0	3	2
Pittsburgh	19-0	2-3	1-1	1-3	0-0	0	0	1	0	0	3	9	6
at Syracuse	20-0	0-1	0-0	0-0	0-0	0	0	1	0	0	1	3	0
Louisville	DNP												

CAREER HIGHS

Points	10 vs. Louisville (1/31/18)
FGs	4 vs. Louisville (1/31/18)
3FGs	2 vs. Louisville (1/31/18)
FTs	4 vs. Morgan State (12/3/18)
Rebounds	4 vs. Morgan State (12/3/18)
Assists	4, 2x - last vs. Coppin State (11/16/18)
Turnovers	2, 3x - last vs. Florida State (1/5/19)
Blocks	1, 3x - last vs. Morgan State (12/3/18)
Steals	2 vs. Savannah State (12/19/17)
Minutes	20 vs. Morgan State (12/3/18)

SEASON HIGHS

Points	8 vs. Morgan State (12/3/18)
FGs	2, 3x - last vs. Pittsburgh (3/2/19)
3FGs	1, 2x - last vs. Pittsburgh (3/2/19)
FTs	4 vs. Morgan State (12/3/18)
Rebounds	4 vs. Morgan State (12/3/18)
Assists	4 vs. Coppin State (11/16/18)
Turnovers	2, 2x - last vs. Florida State (1/5/19)
Blocks	1 vs. Morgan State (12/3/18)
Steals	N/A
Minutes	20 vs. Morgan State (12/3/18)

Mamadi DIAKITE

F • 6-9 • 228 • R-Junior • Conakry, Guinea, Africa • Blue Ridge School

25

2018-19 HIGHLIGHTS

- Played 30 games, starting 17
- Shooting 54.8 percent from the field, 41.7 percent from 3-point range and 73.5 percent free throws
- Has reached double figures in eight games
- Ranks ninth in the ACC in blocked shots (1.6)
- Has multiple blocks in 13 contests
- Recorded a block in 20 straight games (VCU 12/9/18 -Georiga Tech 2/27/19), longest streak since Ralph Sampson in 1981-83 (55 games)
- Netted a career-high 18 points vs. Coppin State (11/16/18)
- Scored 10 points at South Carolina (12/19/18)
- Tallied nine points and career-best three steals vs. Marshall (12/31/18)
- Matched a career high with 18 points at Boston College (1/9/19)
- Scored 11 points, including UVA's first seven, and matched a career high with seven rebounds vs. Wake Forest (1/22/19)
- Tallied 10 points and matched a career highs in blocked shots (4) to go with seven rebounds at Notre Dame (1/26/19)
- Tied career high with four blocked shots at North Carolina (2/11/19)
- Recorded 14 points, five rebounds and three blocked shots at Louisville (2/23/19)
- Grabbed a career-high eight boards vs. Georiga Tech (2/27/19)
- Collected nine points, five rebounds and four blocked shots at Syracuse (3/4/19)

2018-19 GAME-BY-GAME

Opponent	GP-GS	FG	3FG	FT	O-D	Reb	A	TO	Blk	Stl	PF	Min	Pts
Towson	1-0	1-3	0-2	0-0	0-2	2	1	0	0	0	3	16	2
George Washington	2-0	5-8	0-1	0-0	2-1	3	0	2	2	0	3	17	10
Coppin State	3-1	7-9	2-2	2-2	2-1	3	1	2	2	0	2	22	18
Middle Tenn.	4-2	4-7	0-0	0-0	0-2	2	0	0	0	0	3	17	8
Dayton	5-3	0-2	0-0	0-0	1-0	1	0	0	0	0	3	8	0
Wisconsin	6-3	2-2	0-0	2-2	0-2	2	0	1	0	1	0	17	6
at Maryland	7-3	0-2	0-0	0-0	0-1	1	1	1	0	0	4	10	0
Morgan State	8-3	1-3	0-0	1-1	0-3	3	1	2	1	0	2	13	3
VCU	9-3	2-4	0-0	2-2	2-3	5	0	1	1	0	1	22	6
at South Carolina	10-4	5-6	0-0	0-1	1-4	5	1	1	1	1	4	22	10
William & Mary	11-5	3-5	0-0	0-0	0-6	6	2	0	1	0	2	24	6
Marshall	12-6	4-6	1-1	0-0	2-2	4	0	1	2	3	0	21	9
Florida State	13-7	2-6	0-0	2-3	1-3	4	0	1	1	1	2	25	6
at Boston College	14-8	9-12	0-0	0-0	3-4	7	0	1	2	1	3	25	18
at Clemson	15-9	0-2	0-0	0-0	1-4	5	0	1	1	0	2	19	0
Virginia Tech	16-10	2-4	0-1	0-0	2-1	3	0	0	1	0	1	16	4
at Duke	17-11	1-5	0-2	0-0	0-1	1	0	0	1	0	4	17	2
Wake Forest	18-12	4-9	0-0	3-3	6-1	7	0	0	1	0	1	22	11
at Notre Dame	19-13	4-6	1-1	1-2	2-5	7	0	1	4	0	0	21	10
at NC State	20-14	4-7	0-0	0-0	3-2	5	0	0	4	0	3	20	8
Miami	21-15	4-7	0-0	3-4	5-1	6	0	2	3	0	4	31	11
Duke	22-16	3-4	1-1	0-0	0-3	3	1	1	1	0	1	10	7
at No. Carolina	23-16	2-3	0-0	2-2	0-2	2	0	1	4	0	0	23	6
Notre Dame	24-16	2-5	0-0	1-2	1-4	5	0	1	2	1	4	27	5
at Virginia Tech	25-16	3-8	0-1	2-4	2-4	6	1	2	2	1	3	31	8
at Louisville	26-16	7-10	0-0	0-0	1-4	5	0	1	3	0	2	32	14
Georgia Tech	27-17	3-6	0-0	1-2	2-6	8	1	0	3	0	1	23	7
Pittsburgh	28-17	2-3	0-0	2-2	1-1	2	0	3	0	0	2	20	6
at Syracuse	29-17	4-9	0-0	1-2	1-4	5	1	0	4	0	1	26	9
Louisville	30-17	2-5	0-0	0-0	0-1	1	1	0	0	1	3	17	4

CAREER HIGHS

Points	18, 2x - last at Boston College (1/9/19)
FGs	9 at Boston College (1/9/19)
3FGs	2, 2x - last vs. Coppin State (11/16/18)
FTs	4 vs. Louisville (1/31/18)
Rebounds	8 vs. Georiga Tech (2/27/19)
Assists	2 vs. William & Mary (12/22/18)
Turnovers	4 vs. Wisconsin (11/28/17)
Blocks	4, 5x - last at Syracuse (3/4/19)
Steals	3 vs. Marshall (12/31/18)
Minutes	32 at Louisville (2/23/19)

SEASON HIGHS

Points	18, 2x - last at Boston College (1/9/19)
FGs	9 at Boston College (1/9/19)
3FGs	2 vs. Coppin State (11/16/18)
FTs	3, 2x - last vs. Miami (2/2/19)
Rebounds	8 vs. Georiga Tech (2/27/19)
Assists	2 vs. William & Mary (12/22/18)
Turnovers	3 vs. Pittsburgh (3/2/19)
Blocks	4, 4x - last at Syracuse (3/4/19)
Steals	3 vs. Marshall (12/31/18)
Minutes	32 at Louisville (2/23/19)

Jay HUFF

F • 7-1 • 232 • R-Sophomore • Durham, N.C. • Voyager Academy

30

2018-19 HIGHLIGHTS

- Played 27 games
- Shooting 63.5 percent from the field, 52.2 percent from 3-point range and 67.9 percent free throws
- Reached double figures in four games
- Scored nine points on 4-5 shooting with four rebounds vs. Coppin State (11/16/18)
- Blocked three shots in 14 minutes vs. Morgan State (12/3/18)
- Registered season-high 14 points and career-high eight rebounds vs. Marshall (12/31/18)
- Registered 11 points, seven rebounds and one blocked shot in 10 second half minutes at Clemson (1/12/19)
- Provided seven points and a block vs. Virginia Tech (1/15/19)
- Scored game-high 12 points, including an 8-0 run in the first half vs. Wake Forest (1/22/19)
- Knocked down two 3-pointers vs. Duke (2/9/19)
- Tallied 12 points, seven rebounds and two blocked shots at Louisville (2/23/19)
- Finished with career-high three steals vs. Pittsburgh (3/2/19)
- Contributed nine points (3 of 3 3-pointers) and two blocked shots vs. Louisville (3/9/19)

2018-19 GAME-BY-GAME

Opponent	GP-GS	FG	3FG	FT	O-D	Reb	A	TO	Blk	Stl	PF	Min	Pts
Towson	1-0	3-4	1-1	1-2	1-0	1	0	0	0	0	1	8	8
George Washington	2-0	1-2	0-1	1-2	0-3	3	1	0	1	0	3	16	3
Coppin State	3-0	4-5	1-1	0-1	1-3	4	0	0	0	0	1	16	9
Middle Tenn.	4-0	1-2	0-0	1-2	2-1	3	0	0	2	0	1	7	3
Dayton	5-0	0-0	0-0	0-0	0-1	1	0	1	0	0	0	5	0
Wisconsin	DNP												
at Maryland	DNP												
Morgan State	6-0	1-1	0-0	0-0	0-2	2	0	1	3	0	1	14	2
VCU	7-0	0-0	0-0	0-0	0-0	0	0	0	0	0	1	2	0
at South Carolina	DNP												
William & Mary	8-0	1-2	1-1	0-0	0-1	1	0	1	0	0	1	5	3
Marshall	9-0	4-8	0-2	6-6	5-3	8	2	1	2	0	4	13	14
Florida State	10-0	0-0	0-0	0-0	0-0	0	0	0	1	0	2	5	0
at Boston College	11-0	2-2	1-1	0-0	0-1	1	0	2	0	0	3	6	5
at Clemson	12-0	4-5	1-2	2-4	1-6	7	0	0	1	0	1	10	11
Virginia Tech	13-0	3-3	1-1	0-0	0-2	2	0	0	1	0	0	11	7
at Duke	14-0	2-2	0-0	0-0	0-1	1	0	1	2	0	2	7	4
Wake Forest	15-0	4-6	1-1	3-3	0-2	2	0	0	2	0	2	13	12
at Notre Dame	16-0	1-5	0-2	0-0	1-1	2	1	0	1	0	0	10	2
at NC State	17-0	3-3	0-0	2-3	0-1	1	0	1	1	0	4	15	8
Miami	18-0	0-2	0-1	0-0	1-1	2	1	1	0	0	0	10	0
Duke	19-0	3-6	2-2	0-0	1-1	2	1	1	1	0	3	14	8
at No. Carolina	20-0	1-3	0-1	0-1	0-2	2	0	1	0	1	0	8	2
Notre Dame	21-0	0-0	0-0	0-0	0-0	0	0	0	0	0	0	3	0
at Virginia Tech	22-0	0-0	0-0	0-0	0-1	1	0	1	0	0	1	5	0
at Louisville	23-0	6-8	0-2	0-0	2-5	7	0	0	2	0	1	17	12
Georgia Tech	24-0	4-5	0-0	0-0	2-2	4	0	1	1	0	2	17	8
Pittsburgh	25-0	1-4	0-1	3-4	0-6	6	1	1	1	3	2	17	5
at Syracuse	26-0	2-3	0-0	0-0	1-4	5	0	1	0	1	4	18	4
Louisville	27-0	3-4	3-3	0-0	0-1	1	1	0	2	1	3	13	9

CAREER HIGHS

Points	16 vs. Austin Peay (11/13/17)
FGs	7 vs. Austin Peay (11/13/17)
3FGs	3 vs. Louisville (3/9/19)
FTs	6 vs. Marshall (12/31/18)
Rebounds	8 vs. Marshall (12/31/18)
Assists	2, 2x - last vs. Marshall (12/31/18)
Turnovers	2, 2x - last at Boston College (1/9/19)
Blocks	5 vs. Austin Peay (11/13/17)
Steals	3 vs. Pittsburgh (3/2/19)
Minutes	24 vs. Austin Peay (11/13/17)

SEASON HIGHS

Points	14 vs. Marshall (12/31/18)
FGs	6 at Louisville (2/23/19)
3FGs	3 vs. Louisville (3/9/19)
FTs	6 vs. Marshall (12/31/18)
Rebounds	8 vs. Marshall (12/31/18)
Assists	2 vs. Marshall (12/31/18)
Turnovers	2 at Boston College (1/9/19)
Blocks	3 vs. Morgan State (12/3/18)
Steals	3 vs. Pittsburgh (3/2/19)
Minutes	18 at Syracuse (3/4/19)

Jack SALT

C • 6-10 • 250 • R-Senior • Auckland, New Zealand • Westlake

33

2018-19 HIGHLIGHTS

- Team Captain
- Played 29 games, starting 26
- Shooting 57.1 percent from the field and 45.9 percent free throws
- Missed the Coppin State with back stiffness, ending his 70-game starting streak
- Scored a career-high 12 points, including 10 in the second half, and had seven rebounds at Maryland (11/28/18)
- Grabbed seven rebounds vs. VCU (12/9/18)
- Pulled down a season-high nine rebounds at South Carolina (12/19/18)
- Scored seven points at Boston College (1/9/19)
- Tallied seven points and eight rebounds at Clemson (1/12/19)
- Recorded seven points and nine rebounds vs. Miami (2/2/19)
- Matched a career-high with two steals vs. Duke (2/9/18)

2018-19 GAME-BY-GAME

Opponent	GP-GS	FG	3FG	FT	O-D	Reb	A	TO	Blk	Stl	PF	Min	Pts
Towson	1-1	1-1	0-0	1-2	2-1	3	0	2	1	0	3	14	3
George Washington	2-2	1-5	0-0	2-2	0-3	3	1	1	0	0	3	21	4
Coppin State	DNP												
Middle Tenn.	3-2	2-3	0-0	0-3	2-2	4	0	0	1	0	1	14	4
Dayton	4-2	1-2	0-0	0-0	1-3	4	0	1	0	0	4	20	2
Wisconsin	5-3	1-4	0-0	0-0	4-1	5	0	1	1	1	4	26	2
at Maryland	6-4	6-7	0-0	0-1	3-4	7	1	0	1	1	3	34	12
Morgan State	7-5	2-3	0-0	2-2	1-3	4	2	0	0	1	2	13	6
VCU	8-6	0-1	0-0	1-3	3-4	7	0	2	1	0	2	20	1
at South Carolina	9-7	1-3	0-0	2-4	2-7	9	2	0	1	1	3	33	4
William & Mary	10-8	3-5	0-0	0-0	2-0	2	0	2	0	0	4	15	6
Marshall	11-9	1-2	0-0	0-0	1-2	3	4	0	0	0	0	16	2
Florida State	12-10	0-2	0-0	2-2	2-3	5	1	0	0	0	2	22	2
at Boston College	13-11	3-3	0-0	1-2	1-1	2	0	1	1	1	3	14	7
at Clemson	14-12	3-5	0-0	1-3	3-5	8	0	2	0	0	3	21	7
Virginia Tech	15-13	2-3	0-0	0-0	3-2	5	0	0	0	0	3	17	4
at Duke	16-14	2-2	0-0	1-2	1-3	4	0	1	0	0	2	28	5
Wake Forest	17-15	3-5	0-0	1-2	2-6	8	0	1	1	1	2	20	7
at Notre Dame	18-16	2-4	0-0	0-0	3-0	3	1	1	0	0	0	20	4
at NC State	19-17	2-2	0-0	1-2	1-3	4	0	2	0	0	5	18	5
Miami	20-18	3-5	0-0	1-1	2-7	9	0	1	0	0	1	18	7
Duke	21-19	3-4	0-0	0-2	2-0	2	2	0	0	2	1	23	6
at No. Carolina	22-20	1-1	0-0	0-0	2-1	3	0	0	0	0	2	10	2
Notre Dame	23-21	1-1	0-0	0-0	0-1	1	1	0	0	0	1	13	2
at Virginia Tech	24-22	0-0	0-0	1-2	0-1	1	0	0	0	0	4	13	0
at Louisville	25-23	0-1	0-0	0-0	0-1	1	0	0	0	0	1	5	0
Georgia Tech	26-23	0-0	0-0	0-0	0-1	1	0	0	1	0	2	12	0
Pittsburgh	27-24	0-0	0-0	0-0	0-2	2	0	0	0	0	1	8	0
at Syracuse	28-25	0-1	0-0	0-2	0-2	2	0	0	0	1	3	13	0
Louisville	29-26	0-2	0-0	0-0	1-0	1	1	0	1	1	2	12	0

CAREER HIGHS

Points	12 at Maryland (11/28/18)
FGs	6 at Maryland (11/28/18)
3FGs	N/A
FTs	4 vs. UNCG (11/10/17)
Rebounds	10 vs. Florida (3/18/17)
Assists	4 vs. Marshall (12/31/18)
Turnovers	3, 2x - last at West Virginia (12/5/17)
Blocks	3 vs. Savannah State (12/19/17)
Steals	2, 2x - last vs. Duke (2/9/18)
Minutes	35 vs. Georgia Tech (1/21/17)

SEASON HIGHS

Points	12 at Maryland (11/28/18)
FGs	6 at Maryland (11/28/18)
3FGs	N/A
FTs	2, 4x - last vs. Florida State (1/5/19)
Rebounds	9, 2x - last vs. Miami (2/2/19)
Assists	4 vs. Marshall (12/31/18)
Turnovers	2, 5x - last at NC State (1/24/19)
Blocks	1, 9x - last vs. Pittsburgh (3/2/19)
Steals	2 vs. Duke (2/9/18)
Minutes	34 at Maryland (11/28/18)

Austin KATSTRA

F • 6-6 • 217 • Sophomore • Charlottesville, Va. • Albemarle

45

2018-19 HIGHLIGHTS

- Has appeared in 11 contests
- Awarded a scholarship on 1/13/19
- Scored three points in seven minutes vs. Coppin State (11/16/18)
- Added a 3-pointer and an assist vs. Morgan State (12/3/18)
- Drilled a 3-pointer vs. Pitt (3/2/19)

2018-19 GAME-BY-GAME

Opponent	GP-GS	FG	3FG	FT	O-D	Reb	A	TO	Blk	Stl	PF	Min	Pts
Towson	1-0	1-1	0-0	0-0	0-2	2	1	0	1	0	0	3	2
George Washington	2-0	0-0	0-0	0-0	0-0	0	0	1	0	0	0	0	2
Coppin State	3-0	1-2	1-2	0-0	0-0	0	1	0	0	0	0	7	3
Middle Tenn.	4-0	0-1	0-1	0-0	0-1	1	0	0	0	0	0	2	0
Dayton	DNP												
Wisconsin	DNP												
at Maryland	DNP												
Morgan State	5-0	1-1	0-0	0-0	0-0	0	1	0	0	0	1	3	2
VCU	DNP												
at South Carolina	DNP												
William & Mary	6-0	0-1	0-1	0-0	0-1	1	0	0	0	0	0	2	0
Marshall	7-0	0-2	0-2	0-0	0-0	0	0	0	0	0	0	2	0
Florida State	8-0	0-0	0-0	0-0	0-0	0	0	0	0	0	1	1	0
at Boston College	DNP												
at Clemson	DNP												
Virginia Tech	DNP												
at Duke	DNP												
Wake Forest	9-0	0-1	0-1	0-0	0	0	0	0	0	0	0	1	0
at Notre Dame	DNP												
at NC State	DNP												
Miami	DNP												
Duke	DNP												
at No. Carolina	DNP												
Notre Dame	DNP												
at Virginia Tech	DNP												
at Louisville	DNP												
Georgia Tech	DNP												
Pittsburgh	10-0	1-1	1-1	0-0	0-0	0	0	0	0	0	0	2	3
at Syracuse	11-0	0-0	0-0	0-0	0-1	1	0	0	0	0	0	3	0
Louisville	DNP												

CAREER HIGHS

Points	3, 5x - last vs. Pittsburgh (3/2/19)
FGs	1, 6x - last vs. Pittsburgh (3/2/19)
3FGs	1, 3x - last vs. Pittsburgh (3/2/19)
FTs	1 vs. Hampton (12/22/17)
Rebounds	2 vs. Towson (11/6/18)
Assists	1, 3x - last vs. Coppin State (11/16/18)
Turnovers	1, 2x - last vs. George Washington (11/11/18)
Blocks	1 vs. Towson (11/6/18)
Steals	1 vs. Austin Peay (11/13/17)
Minutes	7 vs. Coppin State (11/16/18)

SEASON HIGHS

Points	3, 2x - last vs. Pittsburgh (3/2/19)
FGs	1, 4x - last vs. Pittsburgh (3/2/19)
3FGs	1, 2x - last vs. Pittsburgh (3/2/19)
FTs	N/A
Rebounds	2 vs. Towson (11/6/18)
Assists	1, 3x - last vs. Coppin State (11/16/18)
Turnovers	1 vs. George Washington (11/11/18)
Blocks	1 vs. Towson (11/6/18)
Steals	N/A
Minutes	7 vs. Coppin State (11/16/18)



2018-19 Virginia Basketball
Virginia Combined Team Statistics (as of Mar 09, 2019)
All games



RECORD:	OVERALL	HOME	AWAY	NEUTRAL
ALL GAMES	28-2	15-1	10-1	3-0
CONFERENCE	16-2	8-1	8-1	0-0
NON-CONFERENCE	12-0	7-0	2-0	3-0

#	Player	gp-gs	min	avg	Total		3-Point		F-Throw		Rebounds				pf	dq	a	to	blk	stl	pts	avg
					fg-fga	fg%	3fg-fga	3fg%	ft-fa	ft%	off	def	tot	avg								
05	Kyle Guy	30-30	1026	34.2	156-337	.463	97-215	.451	51-61	.836	20	114	134	4.5	32	0	62	44	1	20	460	15.3
12	De'Andre Hunter	30-30	938	31.3	160-300	.533	35-74	.473	100-127	.787	40	117	157	5.2	58	2	66	39	15	19	455	15.2
11	Ty Jerome	29-29	948	32.7	137-303	.452	60-141	.426	57-77	.740	13	105	118	4.1	45	0	154	48	0	42	391	13.5
25	Mamadi Diakite	30-17	616	20.5	92-168	.548	5-12	.417	25-34	.735	40	79	119	4.0	66	0	12	28	47	12	214	7.1
02	Braxton Key	30-6	636	21.2	63-153	.412	16-54	.296	46-61	.754	39	126	165	5.5	54	0	33	23	18	31	188	6.3
30	Jay Huff	27-0	285	10.6	54-85	.635	12-23	.522	19-28	.679	18	51	69	2.6	44	0	8	15	24	7	139	5.1
00	Kihei Clark	30-12	765	25.5	39-117	.333	21-63	.333	24-30	.800	9	54	63	2.1	36	0	69	29	0	22	123	4.1
33	Jack Salt	29-26	512	17.7	44-77	.571	0-0	.000	17-37	.459	44	69	113	3.9	66	1	16	18	10	10	105	3.6
23	Kody Statmann	16-0	70	4.4	8-20	.400	4-15	.267	8-9	.889	2	9	11	0.7	7	0	2	4	0	1	28	1.8
01	Grant Kersey	10-0	17	1.7	3-3	1.000	2-2	1.000	5-5	1.000	1	1	2	0.2	0	0	1	2	0	2	13	1.3
24	Marco Anthony	20-0	116	5.8	8-27	.296	2-7	.286	8-12	.667	0	12	12	0.6	9	0	11	8	1	0	26	1.3
45	Austin Katstra	11-0	29	2.6	4-10	.400	2-8	.250	0-0	.000	1	5	6	0.5	4	0	3	1	1	0	10	0.9
10	Jayden Nixon	13-0	42	3.2	3-10	.300	0-3	.000	2-4	.500	3	5	8	0.6	10	0	1	4	2	2	8	0.6
01	Francesco Badocchi	9-0	25	2.8	2-4	.500	0-1	.000	0-0	.000	3	3	6	0.7	2	0	0	0	0	0	4	0.4
Team											39	33	72					9				
Total.....		30	6025		773-1614	.479	256-618	.414	362-485	.746	272	783	1055	35.2	433	3	438	272	119	168	2164	72.1
Opponents.....		30	6029		591-1580	.374	177-649	.273	278-427	.651	271	617	888	29.6	471	-	263	326	82	160	1637	54.6

TEAM STATISTICS	VA	OPP	Date	Opponent	Score	Att.
SCORING	2164	1637	11/06/18	TOWSON	w 73-42	13807
Points per game	72.1	54.6	11/11/18	GEORGE WASHINGTON	w 76-57	13574
Scoring margin	+17.6	-	11/16/18	COPPIN ST.	w 97-40	13971
FIELD GOALS-ATT	773-1614	591-1580	! 11/21/18	vs Middle Tennessee	w 74-52	1115
Field goal pct	.479	.374	! 11/22/18	vs Dayton	w 66-59	2258
3 POINT FG-ATT	256-618	177-649	! 11/23/18	vs Wisconsin	w 53-46	2249
3-point FG pct	.414	.273	11/28/18	at Maryland	w 76-71	17950
3-pt FG made per game	8.5	5.9	12/03/18	MORGAN ST.	w 83-45	13397
FREE THROWS-ATT	362-485	278-427	12/09/18	VCU	w 57-49	13648
Free throw pct	.746	.651	12/19/18	at South Carolina	w 69-52	12291
F-Throws made per game	12.1	9.3	12/22/18	WILLIAM & MARY	w 72-40	14623
REBOUNDS	1055	888	12/31/18	MARSHALL	w 100-64	14623
Rebounds per game	35.2	29.6	* 01/05/19	FLORIDA ST.	w 65-52	14623
Rebounding margin	+5.6	-	* 01/09/19	at Boston College	w 83-56	5738
ASSISTS	438	263	* 01/12/19	at Clemson	w 63-43	9242
Assists per game	14.6	8.8	* 01/15/19	VIRGINIA TECH	w 81-59	14623
TURNOVERS	272	326	* 01/19/19	at Duke	L 70-72	9314
Turnovers per game	9.1	10.9	* 01/22/19	WAKE FOREST	w 68-45	14273
Turnover margin	+1.8	-	* 01/26/19	at Notre Dame	w 82-55	9149
Assist/turnover ratio	1.6	0.8	* 01/29/19	at NC State	Wot 66-65	18211
STEALS	168	160	* 02/02/19	MIAMI (FL)	w 56-46	13978
Steals per game	5.6	5.3	* 02/09/19	DUKE	L 71-81	14629
BLOCKS	119	82	* 02/11/19	at North Carolina	w 69-61	21386
Blocks per game	4.0	2.7	* 02/16/19	NOTRE DAME	w 60-54	13448
ATTENDANCE	225392	164759	* 02/18/19	at Virginia Tech	w 64-58	9275
Home games-Avg/Game	16-14087	11-14467	* 02/23/19	at Louisville	w 64-52	17529
Neutral site-Avg/Game	-	3-1874	* 02/27/19	GEORGIA TECH	w 81-51	14094
Score by Periods	1st	2nd	OT	Totals		
Virginia	1073	1080	11	2164		
Opponents	762	865	10	1637		
					* 03/02/19	PITTSBURGH w 73-49 13452
					* 3/4/19	at Syracuse w 79-53 29052
					* 03/09/19	LOUISVILLE w 73-68 14629

! = Battle 4 Atlantis (Nassau, Bahamas)

* = Conference game



2018-19 Virginia Basketball
Virginia Combined Team Statistics (as of Mar 09, 2019)
Conference games



RECORD:	OVERALL	HOME	AWAY	NEUTRAL
ALL GAMES	16-2	8-1	8-1	0-0
CONFERENCE	16-2	8-1	8-1	0-0
NON-CONFERENCE	0-0	0-0	0-0	0-0

#	Player	gp-gs	min	avg	Total		3-Point		F-Throw		Rebounds				pf	dq	a	to	blk	stl	pts	avg
					fg-fga	fg%	3fg-fga	3fg%	ft-fa	ft%	off	def	tot	avg								
12	De'Andre Hunter	18-18	597	33.2	100-188	.532	24-48	.500	57-75	.760	19	78	97	5.4	34	1	38	27	11	10	281	15.6
05	Kyle Guy	18-18	633	35.2	94-205	.459	61-136	.449	26-32	.813	10	76	86	4.8	18	0	38	27	1	14	275	15.3
11	Ty Jerome	17-17	580	34.1	81-178	.455	33-76	.434	26-36	.722	7	60	67	3.9	27	0	103	29	0	17	221	13.0
25	Mamadi Diakite	18-11	405	22.5	58-111	.523	2-6	.333	18-26	.692	31	51	82	4.6	39	0	5	17	37	6	136	7.6
02	Braxton Key	18-1	385	21.4	38-96	.396	10-34	.294	27-36	.750	23	77	100	5.6	28	0	22	15	15	15	113	6.3
30	Jay Huff	18-0	199	11.1	39-61	.639	9-17	.529	10-15	.667	9	37	46	2.6	31	0	5	11	16	6	97	5.4
00	Kihei Clark	18-8	433	24.1	21-62	.339	13-35	.371	7-9	.778	7	30	37	2.1	19	0	38	16	0	11	62	3.4
33	Jack Salt	18-17	284	15.8	25-41	.610	0-0	.000	9-20	.450	23	39	62	3.4	38	1	6	9	4	6	59	3.3
24	Marco Anthony	10-0	33	3.3	3-12	.250	1-3	.333	4-7	.571	0	3	3	0.3	4	0	1	5	0	0	11	1.1
45	Austin Katstra	4-0	8	2.0	1-2	.500	1-2	.500	0-0	.000	1	1	2	0.5	1	0	0	0	0	0	3	0.8
23	Kody Statmann	9-0	28	3.1	2-5	.400	2-4	.500	0-1	.000	0	5	5	0.6	4	0	0	3	0	0	6	0.7
10	Jayden Nixon	6-0	16	2.7	1-1	1.000	0-0	.000	0-0	.000	1	0	1	0.2	5	0	1	1	1	1	2	0.3
01	Francesco Badocchi	7-0	19	2.7	1-2	.500	0-1	.000	0-0	.000	1	2	3	0.4	0	0	0	0	0	0	2	0.3
13	Grant Kersey	4-0	5	1.3	0-0	.000	0-0	.000	0-0	.000	0	1	1	0.3	0	0	0	1	0	1	0	0.0
Team											28	20	48					8				
Total.....		18	3625		464-964	.481	156-362	.431	184-257	.716	160	480	640	35.6	248	2	257	169	85	87	1268	70.4
Opponents.....		18	3625		362-971	.373	123-430	.286	173-259	.668	169	370	539	29.9	253	-	167	168	50	103	1020	56.7

TEAM STATISTICS	VA	OPP
SCORING	1268	1020
Points per game	70.4	56.7
Scoring margin	+13.8	-
FIELD GOALS-ATT	464-964	362-971
Field goal pct	.481	.373
3 POINT FG-ATT	156-362	123-430
3-point FG pct	.431	.286
3-pt FG made per game	8.7	6.8
FREE THROWS-ATT	184-257	173-259
Free throw pct	.716	.668
F-Throws made per game	10.2	9.6
REBOUNDS	640	539
Rebounds per game	35.6	29.9
Rebounding margin	+5.6	-
ASSISTS	257	167
Assists per game	14.3	9.3
TURNOVERS	169	168
Turnovers per game	9.4	9.3
Turnover margin	-0.1	-
Assist/turnover ratio	1.5	1.0
STEALS	87	103
Steals per game	4.8	5.7
BLOCKS	85	50
Blocks per game	4.7	2.8
ATTENDANCE	127749	128896
Home games-Avg/Game	9-14194	9-14322
Neutral site-Avg/Game	-	0-0

Date	Opponent		Score	Att.
* 01/05/19	FLORIDA ST.	w	65-52	14623
* 01/09/19	at Boston College	w	83-56	5738
* 01/12/19	at Clemson	w	63-43	9242
* 01/15/19	VIRGINIA TECH	w	81-59	14623
* 01/19/19	at Duke	L	70-72	9314
* 01/22/19	WAKE FOREST	w	68-45	14273
* 01/26/19	at Notre Dame	w	82-55	9149
* 01/29/19	at NC State	Wot	66-65	18211
* 02/02/19	MIAMI (FL)	w	56-46	13978
* 02/09/19	DUKE	L	71-81	14629
* 02/11/19	at North Carolina	w	69-61	21386
* 02/16/19	NOTRE DAME	w	60-54	13448
* 02/18/19	at Virginia Tech	w	64-58	9275
* 02/23/19	at Louisville	w	64-52	17529
* 02/27/19	GEORGIA TECH	w	81-51	14094
* 03/02/19	PITTSBURGH	w	73-49	13452
* 3/4/19	at Syracuse	w	79-53	29052
* 03/09/19	LOUISVILLE	w	73-68	14629

! = Battle 4 Atlantis (Nassau, Bahamas)

* = Conference game

Score by Periods	1st	2nd	OT	Totals
Virginia	628	629	11	1268
Opponents	493	517	10	1020



2018-19 Virginia Basketball
Virginia Team Game-by-Game Comparison (as of Mar 09, 2019)
All games



Opponent	1st	2nd	Score	Mar	Total FG	FG Pct	3-Pointers	3FG Pct	Free Throws	FT Pct	Rebounds	Assist	T/Over	Block	Steal	Fouls
TOWSON	28/19	45/23	73-42	+31	26-54/13-41	.481/.317	10-26/4-14	.385/.286	11-18/12-27	.611/.444	35/32 +3	19/0	5/14	3/0	6/3	19/18
GEORGE WASHINGTON	42/17	34/40	76-57	+19	30-55/18-45	.545/.400	8-19/6-18	.421/.333	8-13/15-23	.615/.652	32/25 +7	18/8	12/16	3/2	7/4	22/21
COPPIN ST.	45/17	52/23	97-40	+57	35-58/17-52	.603/.327	15-25/6-24	.600/.250	12-15/0-0	.800/.000	35/25 +10	24/10	4/16	5/0	8/0	8/19
Middle Tennessee	38/25	36/27	74-52	+22	26-56/20-51	.464/.392	8-23/3-13	.348/.231	14-20/9-12	.700/.750	38/26 +12	16/12	13/15	4/4	8/9	11/18
Dayton	27/22	39/37	66-59	+7	21-49/25-46	.429/.543	7-20/5-14	.350/.357	17-22/4-8	.773/.500	30/27 +3	8/12	9/14	0/2	6/6	14/21
Wisconsin	33/18	20/28	53-46	+7	20-54/21-48	.370/.438	4-17/2-11	.235/.182	9-12/2-3	.750/.667	31/33 (2)	10/13	5/13	2/5	9/4	9/11
Maryland	39/30	37/41	76-71	+5	28-59/27-50	.475/.540	10-22/7-17	.455/.412	10-15/10-16	.667/.625	23/35 (12)	15/12	2/14	2/2	7/0	19/16
MORGAN ST.	47/23	36/22	83-45	+38	27-50/14-54	.540/.259	8-22/4-19	.364/.211	21-23/13-16	.913/.813	33/28 +5	17/5	13/16	5/2	9/10	15/21
VCU	29/24	28/25	57-49	+8	13-44/18-61	.295/.295	5-18/6-29	.278/.207	26-30/7-11	.867/.636	38/34 +4	9/7	12/8	2/4	4/2	18/21
South Carolina	33/26	36/26	69-52	+17	26-59/20-55	.441/.364	8-24/3-18	.333/.167	9-13/9-13	.692/.692	33/37 (4)	15/9	5/12	2/4	6/4	15/15
WILLIAM & MARY	34/23	38/17	72-40	+32	24-50/16-49	.480/.327	5-13/2-20	.385/.100	19-21/6-16	.905/.375	42/24 +18	12/3	7/7	1/3	4/4	17/17
MARSHALL	50/25	50/39	100-64	+36	33-62/20-57	.532/.351	12-27/6-22	.444/.273	22-26/18-23	.846/.783	45/23 +22	18/5	16/13	5/4	7/11	18/20
FLORIDA ST.	42/23	23/29	65-52	+13	21-52/15-44	.404/.341	7-16/6-23	.438/.261	16-18/16-27	.889/.593	36/32 +4	12/8	11/15	2/6	4/9	16/19
Boston College	43/31	40/25	83-56	+27	33-55/22-57	.600/.386	8-19/7-25	.421/.280	9-14/5-9	.643/.556	41/21 +20	17/6	11/9	6/0	5/4	16/12
Clemson	27/21	36/22	63-43	+20	23-57/14-54	.404/.259	10-23/3-19	.435/.158	7-12/12-17	.583/.706	46/36 +10	11/5	8/7	2/2	4/7	13/14
VIRGINIA TECH	44/22	37/37	81-59	+22	31-53/19-44	.585/.432	13-24/7-21	.542/.333	6-6/14-17	1000/.824	27/19 +8	18/10	9/9	2/1	4/6	10/10
Duke	32/37	38/35	70-72	(2)	28-53/26-51	.528/.510	3-17/2-14	.176/.143	11-17/18-31	.647/.581	30/32 (2)	8/6	8/8	4/1	4/5	20/18
WAKE FOREST	36/23	32/22	68-45	+23	22-57/17-55	.386/.309	7-21/6-24	.333/.250	17-21/5-7	.810/.714	41/37 +4	14/10	7/11	6/3	6/5	15/18
Notre Dame	42/25	40/30	82-55	+27	35-67/22-61	.522/.361	8-18/8-29	.444/.276	4-7/3-8	.571/.375	45/33 +12	12/10	2/7	5/3	2/1	9/8
NC State	27/23	28/32	66-65	+1	24-52/22-64	.462/.344	4-10/7-26	.400/.269	14-19/14-21	.737/.667	39/35 +4	15/10	16/8	6/4	2/8	22/16
MIAMI (FL)	28/21	28/25	56-46	+10	22-52/17-50	.423/.340	6-17/4-21	.353/.190	6-10/8-15	.600/.533	42/24 +18	16/6	14/7	6/2	5/6	10/14
DUKE	35/39	36/42	71-81	(10)	28-60/26-45	.467/.578	10-24/13-21	.417/.619	5-7/16-23	.714/.696	28/25 +3	15/18	14/15	5/5	8/12	17/9
North Carolina	36/29	33/32	69-61	+8	24-45/23-65	.533/.354	11-20/9-30	.550/.300	10-18/6-7	.556/.857	27/38 (11)	16/17	10/8	6/3	5/2	11/14
NOTRE DAME	29/25	31/29	60-54	+6	19-52/19-55	.365/.345	8-23/8-30	.348/.267	14-17/8-8	.824/1000	36/33 +3	12/8	8/9	4/3	5/6	6/13
Virginia Tech	32/29	32/29	64-58	+6	23-50/23-58	.460/.397	11-27/3-28	.407/.107	7-12/9-13	.583/.692	31/28 +3	14/9	13/8	4/2	5/9	15/12
Louisville	27/37	37/15	64-52	+12	26-56/17-55	.464/.309	2-17/12-33	.118/.364	10-10/6-8	1000/.750	39/28 +11	12/10	5/5	7/3	2/2	12/12
GEORGIA TECH	41/22	40/29	81-51	+30	30-54/21-56	.556/.375	9-17/5-17	.529/.294	12-17/4-7	.706/.571	41/21 +20	17/7	8/7	5/3	3/4	9/13
PITTSBURGH	39/19	34/30	73-49	+24	24-41/17-44	.585/.386	9-16/6-19	.563/.316	16-20/9-13	.800/.692	25/24 +1	14/12	10/15	1/2	9/6	16/18
Syracuse	32/34	47/19	79-53	+26	28-51/19-57	.549/.333	18-25/8-25	.720/.320	5-11/7-11	.455/.636	35/33 +2	21/8	11/10	8/4	7/9	16/13
LOUISVILLE	36/33	37/35	73-68	+5	23-57/23-56	.404/.411	12-28/9-25	.429/.360	15-21/13-17	.714/.765	31/40 (9)	13/7	4/10	6/3	7/2	15/20

Note: Game totals are displayed in the format TEAM/OPPONENT for each category



2018-19 Virginia Basketball
Virginia Points-Rebounds-Assists (as of Mar 09, 2019)
All games



Opponent	Date	Score	00 CLARK,KIHE	01 BADOCCHI,F	02 KEY,BRAXTO	05 GUY,KYLE	10 NIXON,JAYD	11 JEROME,TY	12 HUNTER,DE'
TOWSON	11/06/18	73-42	w	4-1-6	DNP	7-9-1	8-2-3	1-0-0	20-3-4
GEORGE WASHINGTON	11/11/18	76-57	w	2-2-3	DNP	5-3-1	20-6-4	0-0-0	20-6-7
COPPIN ST.	11/16/18	97-40	w	9-2-2	DNP	7-7-1	7-6-5	2-3-0	11-4-6
vs Middle Tennessee	11/21/18	74-52	w	7-2-1	DNP	13-7-2	15-2-1	0-0-0	7-1-3
vs Dayton	11/22/18	66-59	w	9-5-2	DNP	3-6-2	14-3-1	DNP	15-1-2
vs Wisconsin	11/23/18	53-46	w	5-5-2	DNP	0-0-0	9-3-3	DNP	11-4-5
at Maryland	11/28/18	76-71	w	4-2-4	DNP	10-1-0	18-3-3	DNP	17-3-1
MORGAN ST.	12/03/18	83-45	w	3-2-2	DNP	6-9-1	15-1-2	1-0-0	8-3-5
VCU	12/09/18	57-49	w	9-2-4	DNP	3-4-1	15-6-1	DNP	14-8-3
at South Carolina	12/19/18	69-52	w	2-0-2	DNP	5-7-0	18-1-0	DNP	25-6-7
WILLIAM & MARY	12/22/18	72-40	w	2-1-1	0-2-0	9-4-0	16-7-1	2-3-0	8-9-4
MARSHALL	12/31/18	100-64	w	5-2-2	2-1-0	7-8-2	30-8-0	0-1-0	14-3-4
FLORIDA ST.	01/05/19	65-52	w	0-1-1	2-0-0	20-6-0	21-5-3	0-0-0	6-4-6
at Boston College	01/09/19	83-56	w	0-0-4	0-0-0	9-9-2	10-8-5	DNP	13-4-4
at Clemson	01/12/19	63-43	w	5-1-1	0-0-0	7-8-3	13-3-1	DNP	8-3-5
VIRGINIA TECH	01/15/19	81-59	w	9-2-1	0-0-0	7-1-2	15-5-1	DNP	14-4-12
at Duke	01/19/19	70-72	L	2-1-1	DNP	11-6-2	14-6-1	DNP	14-4-4
WAKE FOREST	01/22/19	68-45	w	0-0-0	0-0-0	4-7-1	12-4-3	0-0-0	10-3-5
at Notre Dame	01/26/19	82-55	w	12-1-1	0-2-0	4-6-1	15-5-0	0-0-0	13-9-6
at NC State	01/29/19	66-65	w	0-1-1	DNP	8-8-1	10-6-3	DNP	12-6-6
MIAMI (FL)	02/02/19	56-46	w	9-5-6	DNP	5-8-4	10-4-3	DNP	DNP
DUKE	02/09/19	71-81	L	3-1-1	DNP	4-10-2	16-0-3	DNP	16-3-4
at North Carolina	02/11/19	69-61	w	3-2-2	DNP	1-6-0	20-2-1	DNP	15-4-11
NOTRE DAME	02/16/19	60-54	w	0-5-2	DNP	3-5-1	22-6-3	DNP	8-3-3
at Virginia Tech	02/18/19	64-58	w	0-2-2	DNP	6-3-2	23-7-3	DNP	16-3-6
at Louisville	02/23/19	64-52	w	0-5-4	DNP	0-1-0	8-8-3	DNP	4-4-5
GEORGIA TECH	02/27/19	81-51	w	8-3-6	0-1-0	8-6-1	11-2-1	0-0-0	19-5-4
PITTSBURGH	03/02/19	73-49	w	6-3-4	DNP	5-5-0	17-2-1	0-0-1	13-1-2
at Syracuse	3/4/19	79-53	w	0-1-0	DNP	2-0-0	25-7-2	2-1-0	16-3-14
LOUISVILLE	03/09/19	73-68	w	5-3-1	DNP	9-5-0	13-6-1	DNP	24-4-6

Opponent	Date	Score	13 KERSEY,GRA	23 STATTMANN,	24 ANTHONY,MA	25 DIAKITE,MA	30 HUFF,JAY	33 SALT,JACK	45 KATSTRA,AU
TOWSON	11/06/18	73-42	w	0-0-0	0-0-1	5-1-1	2-2-1	8-1-0	3-3-0
GEORGE WASHINGTON	11/11/18	76-57	w	2-0-0	0-1-0	0-0-1	10-3-0	3-3-1	4-3-1
COPPIN ST.	11/16/18	97-40	w	3-0-0	6-2-1	2-2-4	18-3-1	9-4-0	DNP
vs Middle Tennessee	11/21/18	74-52	w	DNP	2-1-0	0-1-0	8-2-0	3-3-0	4-4-0
vs Dayton	11/22/18	66-59	w	DNP	DNP	DNP	0-1-0	0-1-0	2-4-0
vs Wisconsin	11/23/18	53-46	w	DNP	DNP	DNP	6-2-0	DNP	2-5-0
at Maryland	11/28/18	76-71	w	DNP	DNP	0-1-1	0-1-1	DNP	12-7-1
MORGAN ST.	12/03/18	83-45	w	5-0-1	9-1-0	8-4-1	3-3-1	2-2-0	6-4-2
VCU	12/09/18	57-49	w	DNP	DNP	0-0-0	6-5-0	0-0-0	1-7-0
at South Carolina	12/19/18	69-52	w	DNP	DNP	0-0-0	10-5-1	DNP	4-9-2
WILLIAM & MARY	12/22/18	72-40	w	0-0-0	2-1-0	0-0-1	6-6-2	3-1-0	6-2-0
MARSHALL	12/31/18	100-64	w	3-1-0	3-0-0	0-0-1	9-4-0	14-8-2	2-3-4
FLORIDA ST.	01/05/19	65-52	w	0-0-0	0-1-0	2-0-0	6-4-0	0-0-0	2-5-1
at Boston College	01/09/19	83-56	w	DNP	3-1-0	0-0-0	18-7-0	5-1-0	7-2-0
at Clemson	01/12/19	63-43	w	DNP	0-1-0	0-0-0	0-5-0	11-7-0	7-8-0
VIRGINIA TECH	01/15/19	81-59	w	DNP	0-0-0	0-0-0	4-3-0	7-2-0	4-5-0
at Duke	01/19/19	70-72	L	DNP	DNP	DNP	2-1-0	4-1-0	5-4-0
WAKE FOREST	01/22/19	68-45	w	DNP	0-0-0	1-0-0	11-7-0	12-2-0	7-8-0
at Notre Dame	01/26/19	82-55	w	0-1-0	3-0-0	0-1-0	10-7-0	2-2-1	4-3-1
at NC State	01/29/19	66-65	w	DNP	DNP	DNP	8-5-0	8-1-0	5-4-0
MIAMI (FL)	02/02/19	56-46	w	DNP	DNP	0-0-0	11-6-0	0-2-1	7-9-0
DUKE	02/09/19	71-81	L	DNP	DNP	DNP	7-3-1	8-2-1	6-2-2
at North Carolina	02/11/19	69-61	w	DNP	DNP	DNP	6-2-0	2-2-0	2-3-0
NOTRE DAME	02/16/19	60-54	w	DNP	DNP	DNP	5-5-0	0-0-0	2-1-1
at Virginia Tech	02/18/19	64-58	w	DNP	DNP	DNP	8-6-1	0-1-0	1-1-0
at Louisville	02/23/19	64-52	w	DNP	DNP	DNP	14-5-0	12-7-0	0-1-0
GEORGIA TECH	02/27/19	81-51	w	DNP	0-1-0	2-2-1	7-8-1	8-4-0	0-1-0
PITTSBURGH	03/02/19	73-49	w	0-0-0	0-0-0	6-0-0	6-2-0	5-6-1	0-2-0
at Syracuse	3/4/19	79-53	w	0-0-0	0-1-0	0-0-0	9-5-1	4-5-0	0-2-0
LOUISVILLE	03/09/19	73-68	w	DNP	DNP	DNP	4-1-1	9-1-1	0-1-1



2018-19 Virginia Basketball
Virginia Game-by-Game Highs (as of Mar 09, 2019)
All games



Opponent	Date	Score	Points	Rebounds	Assists	Steals	Blocked shots
TOWSON	11/06/18	73-42	20-Ty Jerome	10-De'Andre Hunter	6-Kihe Clark	2-Ty Jerome	1-Austin Katstra Jack Salt Braxton Key
GEORGE WASHINGTON	11/11/18	76-57	20-Ty Jerome Kyle Guy	6-Kyle Guy Ty Jerome	7-Ty Jerome	4-Ty Jerome	2-Mamadi Diakite
COPPIN ST.	11/16/18	97-40	20-De'Andre Hunter	7-Braxton Key	6-Ty Jerome	3-De'Andre Hunter	2-Braxton Key Mamadi Diakite
vs Middle Tennessee	11/21/18	74-52	15-Kyle Guy De'Andre Hunter	8-De'Andre Hunter	9-De'Andre Hunter	3-Kyle Guy	2-Jay Huff
vs Dayton	11/22/18	66-59	23-De'Andre Hunter	6-Braxton Key De'Andre Hunter	2-Ty Jerome Kihe Clark Braxton Key	4-Braxton Key	None
vs Wisconsin	11/23/18	53-46	20-De'Andre Hunter	9-De'Andre Hunter	5-Ty Jerome	3-Ty Jerome Kihe Clark	1-De'Andre Hunter Jack Salt
at Maryland	11/28/18	76-71	18-Kyle Guy	7-Jack Salt	4-De'Andre Hunter Kihe Clark	2-Braxton Key Kihe Clark	1-De'Andre Hunter Jack Salt
MORGAN ST.	12/03/18	83-45	15-De'Andre Hunter Kyle Guy	9-Braxton Key	5-Ty Jerome	5-Ty Jerome	3-Jay Huff
VCU	12/09/18	57-49	15-Kyle Guy	8-Ty Jerome	4-Kihe Clark	2-Ty Jerome Kihe Clark	1-Jack Salt Mamadi Diakite
at South Carolina	12/19/18	69-52	25-Ty Jerome	9-Jack Salt	7-Ty Jerome	2-Mamadi Diakite Braxton Key	1-Mamadi Diakite Jack Salt
WILLIAM & MARY	12/22/18	72-40	18-De'Andre Hunter	9-Ty Jerome	4-Ty Jerome	2-De'Andre Hunter Ty Jerome	1-Mamadi Diakite
MARSHALL	12/31/18	100-64	30-Kyle Guy	8-Jay Huff Braxton Key Kyle Guy	4-Ty Jerome Jack Salt	3-Ty Jerome Mamadi Diakite	2-Mamadi Diakite Jay Huff
FLORIDA ST.	01/05/19	65-52	21-Kyle Guy	6-De'Andre Hunter Braxton Key	6-Ty Jerome	1-Kihe Clark Braxton Key Mamadi Diakite Kyle Guy	1-Mamadi Diakite Jay Huff
at Boston College	01/09/19	83-56	18-Mamadi Diakite De'Andre Hunter	9-Braxton Key	5-Kyle Guy	2-Kyle Guy	2-Mamadi Diakite Braxton Key
at Clemson	01/12/19	63-43	13-Kyle Guy	8-Jack Salt Braxton Key	5-Ty Jerome	2-Braxton Key	1-Jay Huff Mamadi Diakite
VIRGINIA TECH	01/15/19	81-59	21-De'Andre Hunter	5-Kyle Guy Jack Salt De'Andre Hunter	12-Ty Jerome	2-Ty Jerome	1-Mamadi Diakite Jay Huff
at Duke	01/19/19	70-72	18-De'Andre Hunter	6-Braxton Key Kyle Guy	4-Ty Jerome	1-Kihe Clark Kyle Guy De'Andre Hunter Braxton Key	2-Jay Huff
WAKE FOREST	01/22/19	68-45	12-Kyle Guy Jay Huff	8-Jack Salt	5-De'Andre Hunter Ty Jerome	2-Kyle Guy	2-Jay Huff
at Notre Dame	01/26/19	82-55	19-De'Andre Hunter	9-Ty Jerome	6-Ty Jerome	1-Kihe Clark Ty Jerome	4-Mamadi Diakite
at NC State	01/29/19	66-65	15-De'Andre Hunter	8-Braxton Key	6-Ty Jerome	1-Kyle Guy Ty Jerome	4-Mamadi Diakite
MIAMI (FL)	02/02/19	56-46	14-De'Andre Hunter	9-Jack Salt	6-Kihe Clark	2-De'Andre Hunter Braxton Key	3-Mamadi Diakite
DUKE	02/09/19	71-81	16-Ty Jerome Kyle Guy	10-Braxton Key	4-Ty Jerome	3-Ty Jerome	2-Braxton Key
at North Carolina	02/11/19	69-61	20-Kyle Guy	6-Braxton Key	11-Ty Jerome	3-Kihe Clark	4-Mamadi Diakite



2018-19 Virginia Basketball
Virginia Game-by-Game Highs (as of Mar 09, 2019)
All games



Opponent	Date	Score	Points	Rebounds	Assists	Steals	Blocked shots
			De'Andre Hunter				
NOTRE DAME	02/16/19	60-54	22-Kyle Guy	10-De'Andre Hunter	3-Ty Jerome Kyle Guy	2-De'Andre Hunter	2-Mamadi Diakite
at Virginia Tech	02/18/19	64-58	23-Kyle Guy	7-Kyle Guy	6-Ty Jerome	2-Kyle Guy	2-Mamadi Diakite
at Louisville	02/23/19	64-52	26-De'Andre Hunter	8-Kyle Guy	5-Ty Jerome	2-De'Andre Hunter	3-Mamadi Diakite
GEORGIA TECH	02/27/19	81-51	19-Ty Jerome	8-Mamadi Diakite	6-Kihei Clark	2-Braxton Key	3-Mamadi Diakite
PITTSBURGH	03/02/19	73-49	17-Kyle Guy	6-Jay Huff	5-De'Andre Hunter	3-Jay Huff	1-Jay Huff
at Syracuse	3/4/19	79-53	25-Kyle Guy	7-Kyle Guy	14-Ty Jerome	4-Ty Jerome	4-Mamadi Diakite
LOUISVILLE	03/09/19	73-68	24-Ty Jerome	6-Kyle Guy	6-Ty Jerome	2-Ty Jerome	2-Jay Huff Braxton Key



Individual Career History



Marco Anthony

			Total		3-Point		F-Throws		Rebounds											Scoring	
Season	gp-gs	min/avg	fg-fga	pct	fg-fga	pct	ft-fta	pct	off	def	tot	avg	pf	fo	ast	to	blk	stl	pts	avg	
2017-18	13-0	103/7.9	10-28	.357	5-13	.385	1-3	.333	1	12	13	1.0	5	0	9	6	2	2	26	2.0	
2018-19	20-0	116/5.8	8-27	.296	2-7	.286	8-12	.667	0	12	12	0.6	9	0	11	8	1	0	26	1.3	
TOTAL	33-0	219/6.6	18-55	.327	7-20	.350	9-15	.600	1	24	25	0.8	14	0	20	14	3	2	52	1.6	

Francesco Badocchi

			Total		3-Point		F-Throws		Rebounds											Scoring	
Season	gp-gs	min/avg	fg-fga	pct	fg-fga	pct	ft-fta	pct	off	def	tot	avg	pf	fo	ast	to	blk	stl	pts	avg	
2018-19	9-0	25/2.8	2-4	.500	0-1	.000	0-0	.000	3	3	6	0.7	2	0	0	0	0	0	4	0.4	
TOTAL	9-0	25/2.8	2-4	.500	0-1	.000	0-0	.000	3	3	6	0.7	2	0	0	0	0	0	4	0.4	

Francisco Caffaro

Kihei Clark

			Total		3-Point		F-Throws		Rebounds											Scoring	
Season	gp-gs	min/avg	fg-fga	pct	fg-fga	pct	ft-fta	pct	off	def	tot	avg	pf	fo	ast	to	blk	stl	pts	avg	
2018-19	30-12	765/25.5	39-117	.333	21-63	.333	24-30	.800	9	54	63	2.1	36	0	69	29	0	22	123	4.1	
TOTAL	30-12	765/25.5	39-117	.333	21-63	.333	24-30	.800	9	54	63	2.1	36	0	69	29	0	22	123	4.1	

Mamadi Diakite

			Total		3-Point		F-Throws		Rebounds										Scoring	
Season	gp-gs	min/avg	fg-fga	pct	fg-fga	pct	ft-fta	pct	off	def	tot	avg	pf	fo	ast	to	blk	stl	pts	avg
2016-17	32-1	449/14.0	50-92	.543	3-11	.273	18-33	.545	28	54	82	2.6	75	2	6	13	39	8	121	3.8
2017-18	34-0	532/15.6	75-130	.577	0-0	.000	32-41	.780	31	70	101	3.0	74	1	5	26	16	15	182	5.4
2018-19	30-17	616/20.5	92-168	.548	5-12	.417	25-34	.735	40	79	119	4.0	66	0	12	28	47	12	214	7.1
TOTAL	96-18	1597/16.6	217-390	.556	8-23	.348	75-108	.694	99	203	302	3.1	215	3	23	67	102	35	517	5.4

Kyle Guy

			Total		3-Point		F-Throws		Rebounds										Scoring	
Season	gp-gs	min/avg	fg-fga	pct	fg-fga	pct	ft-fta	pct	off	def	tot	avg	pf	fo	ast	to	blk	stl	pts	avg
2016-17	34-6	634/18.6	90-205	.439	51-103	.495	25-35	.714	5	52	57	1.7	37	0	45	21	1	13	256	7.5
2017-18	34-33	1102/32.4	178-429	.415	83-212	.392	42-51	.824	13	76	89	2.6	41	0	50	42	1	35	481	14.1
2018-19	30-30	1026/34.2	156-337	.463	97-215	.451	51-61	.836	20	114	134	4.5	32	0	62	44	1	20	460	15.3
TOTAL	98-69	2762/28.2	424-971	.437	231-530	.436	118-147	.803	38	242	280	2.9	110	0	157	107	3	68	1197	12.2

Jay Huff

			Total		3-Point		F-Throws		Rebounds											Scoring	
Season	gp-gs	min/avg	fg-fga	pct	fg-fga	pct	ft-fta	pct	off	def	tot	avg	pf	fo	ast	to	blk	stl	pts	avg	
2017-18	12-0	106/8.8	17-25	.680	2-7	.286	5-8	.625	6	17	23	1.9	14	1	4	4	14	1	41	3.4	
2018-19	27-0	285/10.6	54-85	.635	12-23	.522	19-28	.679	18	51	69	2.6	44	0	8	15	24	7	139	5.1	
TOTAL	39-0	391/10.0	71-110	.645	14-30	.467	24-36	.667	24	68	92	2.4	58	1	12	19	38	8	180	4.6	



Individual Career History

De'Andre Hunter

			Total		3-Point		F-Throws		Rebounds										Scoring	
Season	gp-gs	min/avg	fg-fga	pct	fg-fga	pct	ft-fa	pct	off	def	tot	avg	pf	fo	ast	to	blk	stl	pts	avg
2017-18	33-0	657/19.9	104-213	.488	21-55	.382	74-98	.755	38	79	117	3.5	60	1	36	31	13	19	303	9.2
2018-19	30-30	938/31.3	160-300	.533	35-74	.473	100-127	.787	40	117	157	5.2	58	2	66	39	15	19	455	15.2
TOTAL	63-30	1595/25.3	264-513	.515	56-129	.434	174-225	.773	78	196	274	4.3	118	3	102	70	28	38	758	12.0

Ty Jerome

			Total		3-Point		F-Throws		Rebounds											Scoring	
Season	gp-gs	min/avg	fg-fga	pct	fg-fga	pct	ft-fa	pct	off	def	tot	avg	pf	fo	ast	to	blk	stl	pts	avg	
2016-17	34-4	473/13.9	52-110	.473	29-73	.397	14-18	.778	1	54	55	1.6	59	1	50	30	2	15	147	4.3	
2017-18	34-34	1046/30.8	133-316	.421	58-153	.379	38-42	.905	11	95	106	3.1	79	0	132	54	1	55	362	10.6	
2018-19	29-29	948/32.7	137-303	.452	60-141	.426	57-77	.740	13	105	118	4.1	45	0	154	48	0	42	391	13.5	
TOTAL	97-67	2467/25.4	322-729	.442	147-367	.401	109-137	.796	25	254	279	2.9	183	1	336	132	3	112	900	9.3	

Austin Katstra

			Total		3-Point		F-Throws		Rebounds											Scoring	
Season	gp-gs	min/avg	fg-fga	pct	fg-fga	pct	ft-fa	pct	off	def	tot	avg	pf	fo	ast	to	blk	stl	pts	avg	
2017-18	10-0	19/1.9	4-7	.571	1-4	.250	1-2	.500	0	5	5	0.5	1	0	0	1	0	1	10	1.0	
2018-19	11-0	29/2.6	4-10	.400	2-8	.250	0-0	.000	1	5	6	0.5	4	0	3	1	1	0	10	0.9	
TOTAL	21-0	48/2.3	8-17	.471	3-12	.250	1-2	.500	1	10	11	0.5	5	0	3	2	1	1	20	1.0	

Grant Kersey

			Total		3-Point		F-Throws		Rebounds											Scoring	
Season	gp-gs	min/avg	fg-fga	pct	fg-fga	pct	ft-fa	pct	off	def	tot	avg	pf	fo	ast	to	blk	stl	pts	avg	
2018-19	10-0	17/1.7	3-3	1.000	2-2	1.000	5-5	1.000	1	1	2	0.2	0	0	1	2	0	2	13	1.3	
TOTAL	10-0	17/1.7	3-3	1.000	2-2	1.000	5-5	1.000	1	1	2	0.2	0	0	1	2	0	2	13	1.3	

Braxton Key

			Total		3-Point		F-Throws		Rebounds											Scoring	
Season	gp-gs	min/avg	fg-fga	pct	fg-fga	pct	ft-fa	pct	off	def	tot	avg	pf	fo	ast	to	blk	stl	pts	avg	
2018-19	30-6	636/21.2	63-153	.412	16-54	.296	46-61	.754	39	126	165	5.5	54	0	33	23	18	31	188	6.3	
TOTAL	30-6	636/21.2	63-153	.412	16-54	.296	46-61	.754	39	126	165	5.5	54	0	33	23	18	31	188	6.3	

Jayden Nixon

			Total		3-Point		F-Throws		Rebounds											Scoring	
Season	gp-gs	min/avg	fg-fga	pct	fg-fga	pct	ft-fa	pct	off	def	tot	avg	pf	fo	ast	to	blk	stl	pts	avg	
2018-19	13-0	42/3.2	3-10	.300	0-3	.000	2-4	.500	3	5	8	0.6	10	0	1	4	2	2	8	0.6	
TOTAL	13-0	42/3.2	3-10	.300	0-3	.000	2-4	.500	3	5	8	0.6	10	0	1	4	2	2	8	0.6	

Jack Salt

			Total		3-Point		F-Throws		Rebounds											Scoring	
Season	gp-gs	min/avg	fg-fga	pct	fg-fga	pct	ft-fa	pct	off	def	tot	avg	pf	fo	ast	to	blk	stl	pts	avg	
2015-16	21-9	135/6.4	16-32	.500	0-0	.000	1-4	.250	14	10	24	1.1	25	0	0	10	5	1	33	1.6	
2016-17	34-34	627/18.4	52-93	.559	0-0	.000	22-45	.489	53	85	138	4.1	88	2	13	21	22	11	126	3.7	
2017-18	34-34	673/19.8	52-81	.642	0-0	.000	13-34	.382	50	89	139	4.1	62	0	9	21	22	11	117	3.4	
2018-19	29-26	512/17.7	44-77	.571	0-0	.000	17-37	.459	44	69	113	3.9	66	1	16	18	10	10	105	3.6	
TOTAL	118-103	1947/16.5	164-283	.580	0-0	.000	53-120	.442	161	253	414	3.5	241	3	38	70	59	33	381	3.2	

Kody Stattmann

			Total		3-Point		F-Throws		Rebounds											Scoring	
Season	gp-gs	min/avg	fg-fga	pct	fg-fga	pct	ft-fa	pct	off	def	tot	avg	pf	fo	ast	to	blk	stl	pts	avg	
2018-19	16-0	70/4.4	8-20	.400	4-15	.267	8-9	.889	2	9	11	0.7	7	0	2	4	0	1	28	1.8	
TOTAL	16-0	70/4.4	8-20	.400	4-15	.267	8-9	.889	2	9	11	0.7	7	0	2	4	0	1	28	1.8	