



# VIRGINIA

## 2017-18 VIRGINIA CAVALIER WOMEN'S BASKETBALL GAME NOTES

### 2017-18 Schedule/Results

Nov. 10	at No. 7 Mississippi St.	L 68-53
<b>Nov. 12</b>	<b>CENTRAL CONN</b> <sup>ACCNE</sup>	<b>W, 103-59</b>
<b>Nov. 16</b>	<b>GEORGIA</b> <sup>ACCNE</sup>	<b>L, 64-61</b>
Nov. 19	at Dayton	L, 61-46
<b>Nov. 21</b>	<b>HAMPTON</b> <sup>ACCNE</sup>	<b>W, 66-62</b>
<b>Nov. 25</b>	<b>HARVARD</b> <sup>ACCNE</sup>	<b>W, 50-48</b>
<b>Nov. 26</b>	<b>DUQUESNE</b> <sup>%ACCNE</sup>	<b>L, 74-63</b>
<b>Nov. 29</b>	<b>No. 15 MARYLAND</b> <sup>#ACCNE</sup>	<b>L, 60-59</b>
<b>Dec. 2</b>	<b>UNCG</b> <sup>ACCNE</sup>	<b>W, 68-50</b>
Dec. 4	at Rutgers <sup>BTN</sup>	L, 52-43
Dec. 17	vs Ohio <sup>^</sup>	W, 77-59
Dec. 18	vs Indiana <sup>^</sup>	WOT, 82-72
<b>Dec. 21</b>	<b>MANHATTAN</b> <sup>ACCNE</sup>	<b>W, 69-47</b>
<b>Dec. 28</b>	<b>PITTSBURGH</b> <sup>*ACCNE</sup>	<b>W, 62-50</b>
<b>Dec. 31</b>	<b>SYRACUSE</b> <sup>*ACCNE</sup>	<b>W, 68-63</b>
Jan. 4	at NC State <sup>*ACCNE</sup>	W, 73-63
<b>Jan. 7</b>	<b>CLEMSON</b> <sup>*ACCNE</sup>	<b>W, 70-41</b>
Jan. 11	at Boston College <sup>*ACCNE</sup>	W, 68-57
Jan. 14	at No. 16 Duke <sup>*ESPN2</sup>	L, 55-48
<b>Jan. 21</b>	<b>VIRGINIA TECH</b> <sup>*RSN</sup>	<b>W, 61-52</b>
<b>Jan. 25</b>	<b>NORTH CAROLINA</b> <sup>*ACCNE</sup>	<b>W, 82-70</b>
Jan. 28	at Georgia Tech <sup>*ACCNE</sup>	W, 62-56
<b>Feb. 1</b>	<b>No. 4 LOUISVILLE</b> <sup>*RSN</sup>	<b>L, 77-41</b>
Feb. 8	at No. 12 Florida State <sup>*ACCNE</sup>	L, 77-62
Feb. 11	at Virginia Tech <sup>*ACCNE</sup>	W, 64-62
<b>Feb. 15</b>	<b>No. 5 NOTRE DAME</b> <sup>*ACCNE</sup>	<b>L, 83-29</b>
<b>Feb. 18</b>	<b>MIAMI</b> <sup>*RSN</sup>	<b>L, 77-62</b>
Feb. 22	at No. 4 Louisville <sup>*ACCNE</sup>	7 p.m.
Feb. 25	at Wake Forest <sup>*RSN</sup>	3 p.m.

\* ACC game

^ West Palm Invitational (Keiser Univeristy)

% Cavalier Classic Tournament

# Big Ten/ACC Challenge

[RSN] - ACC Regional Sports Networks

[ESPN2] - ESPN2

[ACCNE] - ACC Network Extra Streaming

[SEC] - SEC Network

All Times Eastern

Rankings are Associated Press

### Game 28 • Thursday, February 22, 2018 • 7 p.m. ET

KFC Yum! Center • Louisville, Ky.



Virginia Cavaliers (16-11, 9-5 ACC)

at

No. 4 Louisville Cardinals (27-2, 13-1 ACC)



Radio: WINA 1070-AM and 98.9 FM : Luke Neer

TV: ACC Network Extra

- Virginia has lost four of its last five games, with three of those losses coming against top-15 teams: No. 4 Louisville, then-No. 12 Florida State (now ranked No. 9) and No. 5 Notre Dame
- Dominique Toussaint flirted with a triple double against Miami with 18 points, nine rebounds and seven assists, while also grabbing four steals
- It was her third 18-point performance of the season and one point shy of matching her career high. Toussaint has scored in double figures in each of the last four games, averaging 14.0 ppg in that span
- Toussaint picked up her 100th assist of season against the Hurricanes. She currently ranks 12th in the ACC in assists per game (3.7) and assist-to-turnover ratio (1.28). In conference games, she has a 1.5 assist-to-turnover ratio, ranking fifth in the ACC
- Brianna Tinsley scored a career-high 13 points against Miami, with 12 of those coming in the first half. Tinsley's previous high was a 10-point performance against UNC
- Tinsley went 4-4 from three-point range, matching J'Kyra Brown's efficiency from long range against UNCG as the Cavaliers' top three-point shooting game of the season
- Redshirt senior guard J'Kyra Brown has hit at least one three-pointer in each of the last 21 games
- Brown scored 11 points against Miami, all in the second half
- Brown has scored in double figures in each of the last three games, averaging 14.3 ppg in that span
- Brown ranks 11th in the ACC in three-point efficiency, making 38.7 percent of her attempts
- Felicia Aiyeotan was a perfect 4-of-4 from the field against Miami. Aiyeotan nearly had her third double-double in four games against the Hurricanes, but came up short with nine points and eight rebounds
- Jocelyn Willoughby leads the ACC in free throw shooting percentage in conference games, making 88.6 percent of her attempts (31-of-35). She had Willoughby had converted 24-straight free throw attempts before missing one against Virginia Tech. She did not miss a free throw in the month of January

### Projected Starting Lineup

G	1	Brianna Tinsley	Fr.	4.7 ppg	1.7 rpg	41 assts/14 stls
• Career-high 13 points against Miami, going 4-of-4 from three						
G	4	Dominique Toussaint	So.	11.3 ppg	3.4 rpg	100 assts/32 stls
• Leads the team in scoring; 18 pts/ 9 reb/ 7 assts against Miami						
G	13	Jocelyn Willoughby	So.	9.8 ppg	5.2 rpg	29 assts/38 stl
• Back-to-back double-doubles at Boston College (18 pts/11 reb) and at Duke (11 pts/10 reb)						
G	23	Aliyah Huland El	Sr.	10.3 ppg	3.4 rpg	39 assts/24 stl/24 blk
• Scored the 1,000th point of her career against Louisville; season-high 21 points at Georgia Tech						
C	30	Felicia Aiyeotan	So.	7.7 ppg	7.5 rpg	61 blk
• leads ACC in blocked shots; 10th in rebounding; season-high 17 points against Notre Dame						

**QUICK FACTS**
**THE UNIVERSITY OF VIRGINIA**

Name.....The University of Virginia  
 Founded.....by Thomas Jefferson in 1819  
 Nicknames.....Cavaliers, Wahoos, 'Hoos  
 Location.....Charlottesville, Va.  
 Enrollment.....23,883 (16,673 undergraduate)  
 President.....Teresa A. Sullivan (Michigan State '70)  
 Athletics Director.....Carla Williams (Georgia '89)  
 Conference.....Atlantic Coast Conference (ACC)  
 Colors.....Orange and Blue  
 Official Athletics Websites.....VirginiaSports.com  
 .....VirginiaSportsTV.com  
 University Website.....virginia.edu

**WOMEN'S BASKETBALL INFORMATION**

First Season of Basketball.....1973-74  
 All-Time Record.....912-451 (45th year)\*  
 All-Time Home Record.....451-203\*  
     John Paul Jones Arena.....149-52 (11th season)\*  
     University Hall.....302-149  
 All-Time ACC Record.....371-218 (40 years)\*  
 Home Facility.....John Paul Jones Arena (14,593)  
 Press Row Phone Number.....434-962-0579  
 NCAA Tournament Appearances/Last.....24/2010  
 NCAA Tournament Record.....33-24  
 WNIT Tournament Appearances/Last.....5/2017  
 WNIT Tournament Record.....14-9  
 2016-17 Record.....20-13  
 ACC Record/Finish.....7-9/8th  
 Letterwinners Returning/Lost.....10/1  
 Starters Returning/Lost.....4/1  
 Newcomers.....2

**COACHING & SUPPORT STAFF**

Head Coach.....Joanne Boyle  
 Career Record.....330-188\*  
 Virginia Record.....126-95\*  
 Assistant Coach.....La'Keshia Frett Meredith  
 Assistant Coach.....Katherine Graham  
 Assistant Coach.....Tim Taylor  
 Asst AD WBB Operations.....Sarah Holsinger  
 Assistant Director of Operations.....Kate Martin  
 Video Coordinator.....Andrew Yates  
 Athletic Trainer.....Craig Oates  
 Strength & Conditioning.....Morgan Foster  
 Equipment Manager.....Matt Althoff

\* as of Feb. 19, 2018

**INTERVIEW POLICY**

All interview requests for Virginia women's basketball must be made through Melissa Dudek in the Virginia Athletics Media Relations Office. Players' individual phone numbers will not be given to the media at any time. Game day interviews will not be granted until the postgame press conference opportunity. Please give a minimum of 24 hours notice for all interview requests.

**TEAM NOTES**

- Virginia is receiving votes in the *USA Today* Coaches' polls this week. This is the eighth straight week receiving votes in the *USA Today* poll
- The Cavaliers are No. 35 in the RPI rankings (as of 2/20/18) and ranks seventh in strength of schedule. Only Notre Dame (at No. 1) has a higher strength of schedule in the conference. The ACC ranks No. 1 in both conference RPI and conference strength of schedule
- The Cavaliers are tied for sixth place in the ACC with Miami at 9-5, a half-game back of fifth-place Duke (10-5) and a game ahead of eighth-place Syracuse (8-6).
- Virginia's nine ACC wins are the most since the team went 9-7 in conference play in 2011-12 (Joanne Boyle's first season). The last time the Cavaliers tallied 10 conference wins was the 2007-08 season when they went 10-4 and finished in a tie for third place
- Virginia's 8-1 start to conference play was its best since starting the 1999-00 season at 9-1 in ACC games
- Virginia has not lost three games in a row this season
- The Cavaliers are looking for their first victory over a ranked opponent this season. Virginia's last win over a top-25 team was last year's 60-51 victory over then No. 4 Florida State (2/16/17)
- Virginia is 0-6 this season against teams in the AP Top-25. The Cavaliers defeated Syracuse this season when the Orange were ranked No. 23 in the *USA Today* Coaches' Poll but were just receiving votes in the AP poll
- Joanne Boyle has picked up eight victories over top-25 teams in her time in Charlottesville
- Miami Quick Recap: Miami outscored Virginia 24-13 in the first quarter and built up a 20-point lead with 3:47 remaining in the second period. The Cavaliers pulled to within nine in the first four minutes of the second half, but Miami built back up a 22-point lead in the first two minutes of the fourth period. The Cavaliers again rallied to pull within 10, 72-62, with 1:46 remaining in the game, but Miami held on for the victory. The Hurricanes held a 49-38 advantage in rebounding. Miami scored 17 points off turnovers, with 14 of those coming in the first half. The Hurricanes also had 15 second-chance points to three from UVA

**LOUISVILLE CARDINALS**

- Thursday's game is Louisville's #Play4Kay game. Head coach Jeff Walz is pledging to donate \$1 to the Kay Yow Fund for every fan over 10,000 attending the game. An anonymous donor will be doubling the donation
- Louisville is playing its first home game since a Feb. 7 65-46 victory over Clemson
- The Cardinals picked up a pair of road wins last week at Boston College (87-52) and at North Carolina (67-57) after falling at 69-58 at UConn on Monday (Feb. 12)
- In Sunday's game at North Carolina, the Tar Heels held a 45-42 lead with 53 seconds remaining in the third quarter, Asia Durr made two 3-pointers as part of a 9-0 spurt to give the Cardinals a 51-45 lead early in the fourth quarter. Louisville pulled away with a 12-2 run down the stretch, getting two 3-pointers by Arica Carter
- The Cardinals led the all-time series against the Cavaliers, 6-2, and are 6-1 in ACC games
- In the first meeting this season (Feb. 1), Louisville held a four-point lead at halftime, but outscored the Cavaliers 46-14 in the second half. Louisville mounted a 16-0 run in the third quarter and an 18-2 run in the fourth. Virginia committed 22 turnovers, with the Cardinals scored 20 points off miscues. It was the largest margin of defeat (36 points) of the year for the Cavaliers. It was the fewest scored by the Cavaliers since scoring 41 against Louisville during the 2015-16 season (1/14/16)
- Last year, Virginia fell 86-81 in overtime against Louisville in the first meeting of the season (Jan. 5, 2017). The Cavaliers led by 15 points with 3:51 remaining in the third quarter, but needed a buzzer-beating three from Dominique Toussaint to force OT against the Cardinals

**QUICK HITTERS AND FUN FACTS ABOUT THE HOOS**

- Members of the team were included in a Good Morning America feature on AD Carla Williams that ran on February 14. Jocelyn Willoughby and Lauren Moses were both featured in the Robin Roberts Black History Month piece on Williams appointment as the first African-American athletics director of a Power-5 conference school
- Sophomore forward/guard Jocelyn Willoughby was appointed as the non-voting, student-athlete member of the NCAA Division I Women's Basketball Oversight Committee. Willoughby is the lone student-athlete on the 15-member committee with her tenure running through June 2020. The goals of the committee are to advance the game and perception of women's basketball, improve the student-athlete experience and put an emphasis on the personal growth of student athletes. Along with the goals, it will also work to supervise qualifications and/or selection procedures for the NCAA Division I Women's Basketball Championship and provide direction to the NCAA Division I Women's Basketball Rules Committee regarding playing rules
- Willoughby was recently selected to be one of 25 fellows at the University of Virginia's Meriwether Lewis Institute for Citizen Leadership. This is a very prestigious 2.5-year immersive leadership program that brings together a diverse group of UVA students that enroll in a Foundations in Design Thinking class their sophomore year before undertaking a six-week program in the summer before their junior year. As third and fourth year students, the Fellows apply what they've learned to key University issues, participating in independent and small group projects aimed at improving the University
- Aliyah Huland El is majoring in kinesiology and wants to be a pediatrician
- J'Kyra Brown is an accomplished bowler. She took up bowling at four years old and holds several lane records back home at the Rocky Mount Bowling Center. Her all-time best is a 275 and she also has a 248 game. She owns five different bowling balls. The Black Widow is her baby, but she also has a SpongeBob ball that she got when she was 10 that she uses for spares, for straight balls or corner shots
- Dominique Toussaint's dream one-on-one match-up is to go up against Sue Bird. Her favorite sports team is the New York Liberty
- Lauren Moses' brother, Dezman, played for the Green Bay Packers (2012) and the Kansas City Chiefs (2013-15), including seeing action in the 2015 Divisional Playoff against the Patriots
- Felicia Aiyeotan did not start playing basketball until she was 15 as "Most schools just have soccer fields. There weren't basketball courts or gyms at my school because it was a public school. They don't have a lot of resources for that. Where I lived, though, there was an outdoor basketball court. I would go there on the weekends because during the week, I had to go to tutoring. At that time I wasn't fully into basketball. Since it was outdoors, the weather would sometimes mess your schedule up because it would rain." She came to the United States before her freshman year in high school. She spent three years at Neumann Goretti High in Philadelphia (where they were the No. 1 team in the nation her junior year before transferring to Blair Academy in New Jersey for her senior year. Pounded Yam Egusi Soup is her favorite dish from home that her mom makes. "Pounded yam looks like dough, like mashed potatoes and then Egusi soup is made out of melon and vegetables. You can add whatever you want, if you want beef or fish, but it is spicy." She really misses the spice of Nigerian food.
- Aiyeotan is the tallest active player in NCAA women's basketball right now. The next tallest is Sara Hamson of BYU at 6-7. Nancy Mulkey of Rice is also 6-9, but she is a sophomore transfer from Oklahoma and is sitting out the season
- The Cavaliers took a foreign tour this summer, spending seven days in Costa Rica in August, taking on a Canadian team as well as the Costa Rican National Team. It allowed the squad time to practice as well as the experience of getting three exhibition games under their belt. While in Costa Rica, the team went zip lining through a jungle while others went on an ATV tour. Some of them took surfing lessons as well as seeing wildlife that included a river filled with crocodiles. Their favorite part of the trip, however, was a trip to an orphanage, an activity they enjoyed so much, the itinerary of the trip was altered to allow a return visit to see the kids

**VIRGINIA RECORD BOOK**
**1000 POINTS CLUB**

1.	2540	Monica Wright (200-10)
2.	2135	Dawn Staley (1989-92)
25.	1122	LaTonya Blue (2002-05)
26.	1080	Breyana Mason (2014-17)
27.	1070	Schuye LaRue (2000-01)
28.	1053	Siedah Williams (2004-07)
29.	1034	Svetlana Volnaya (1999-01)
30.	1028	Sarah Imovbioh (2013-15)
31.	1023	Chelsea Shine (2009-12)
32.	<b>1021</b>	<b>Aliyah Huland El (2015-present)</b>
33.	<b>1006</b>	<b>Lauren Moses (2015-present)</b>
34.	1003	Jenny Boucek (1993-96)

**BLOCKS- CAREER**

1.	330	DeMya Walker (1996-99)
2.	152	Heather Burge (1990-93)
3.	139	Jocelyn Logan-Friend (2002-05)
4.	123	Monick Foote (1995-99)
5.	<b>115</b>	<b>Felicia Aiyeotan (2017-present)</b>
6.	110	Tonya Cardoza (1987-91)
7.	108	Heidi Burge (1990-93)
8.	<b>101</b>	<b>Lauren Moses (2015-present)</b>
9.	99	Chrissy Reese (1980-83)
10.	96	Laurie Carter (1984-88)

**BLOCKS- SEASON**

1.	95	DeMya Walker (1998)
2.	84	DeMya Walker (1997)
3.	83	DeMya Walker (1999)
4.	68	DeMya Walker (1996)
5.	63	Jocelyn Logan-Friend (2005)
6.	<b>61</b>	<b>Felicia Aiyeotan (2018)</b>
7.	56	Chrissy Reese (1980)
8.	54	Felicia Aiyeotan (2017)
9.	49	Heather Burge (1993)
10.	46	Schuye LaRue (2000)

**REBOUNDS - CAREER**

1.	1221	Wendy Palmer (1993-96)
2.	955	Heather Burge (1990-93)
3.	932	DeMya Walker (1996-99)
4.	932	Cathy Grimes (1982-85)
5.	881	Lyndra Littles (2005-09)
6.	853	Heidi Burge (1990-93)
7.	827	Dawn Bryant (1986-89)
8.	805	Brandi Teamer (2002-05)
9.	793	Sarah Imovbioh (2013-15)
10.	772	Dawn Staley (1990-92)
11.	764	Monica Wright (2006-10)
<b>NR.</b>	<b>715</b>	<b>Lauren Moses (2015-present)</b>

**THREE POINTERS - CAREER**

1.	220	Tora Suber (1994-97)
2.	196	Brenna McGuire (2004-07)
3.	193	Ataira Franklin (2011-14)
4.	187	Telisha Quarles (1998-02)
5.	181	Anna Prillaman (2001-04)
6.	139	Tammie Reiss (1989-92)
7.	134	Dena Evans (1990-93)
8.	132	Monica Wright (2006-10)
9.	131	Dawn Staley (1989-92)
	131	Mikayala Venson (2015-16)
<b>NR</b>	<b>127</b>	<b>Aliyah Huland El (2015-present)</b>

**2017-18 VIRGINIA WOMEN'S BASKETBALL ROSTER**
**NUMERICAL**

<b>NO.</b>	<b>NAME</b>	<b>POS.</b>	<b>HT.</b>	<b>CLASS</b>	<b>HOMETOWN / PREVIOUS SCHOOL</b>
1	Brianna Tinsley	Guard	5-7	Fr.	Madison, Va./St. Anne's-Belfield
2	Jae'Lisa Allen	Forward	6-2	Sr.	Pine Bluff, Ark./White Hall
3	Lauren Moses	Forward	6-2	Sr.	Mount Holly, N.J./Rancocas Valley
4	Dominique Toussaint	Guard	5-9	So.	Staten Island, N.Y./Christ the King
5	Khyasia Caldwell	Guard	5-5	Fr.	Pocono Summit, Pa./Pocono Mountain East
10	J'Kyra Brown	Guard	5-11	Sr.	Rocky Mount, N.C./Rocky Mount HS/East Carolina
13	Jocelyn Willoughby	Guard	6-0	So.	East Orange, N.J./Newark Academy
14	Lisa Jablonowski	Forward	6-3	So.	Ernster, Luxembourg/Lycees des Garcons
20	Amandine Toi	Guard	5-11	Fr.	Paris, France / ISEP Academy
23	Aliyah Huland El	Guard	6-1	Sr.	Randolph, N.J./Randolph
30	Felicia Aiyeotan	Center	6-9	So.	Lagos, Nigeria/Blair Academy (N.J.)
32	Moné Jones	Forward	6-3	Jr.	Durham, N.C./Riverside
35	Shakyna Payne	Forward	6-3	So.	Acworth, Ga./SW Atlanta Christian Academy

**ALPHABETICAL**

<b>NO.</b>	<b>NAME</b>	<b>POS.</b>	<b>HT.</b>	<b>CLASS</b>	<b>HOMETOWN / PREVIOUS SCHOOL</b>
30	Felicia Aiyeotan	Center	6-9	So.	Lagos, Nigeria/Blair Academy (N.J.)
2	Jae'Lisa Allen	Forward	6-2	Sr.	Pine Bluff, Ark./White Hall
10	J'Kyra Brown	Guard	5-11	Sr.	Rocky Mount, N.C./Rocky Mount HS/East Carolina
5	Khyasia Caldwell	Guard	5-5	Fr.	Pocono Summit, Pa./Pocono Mountain East
23	Aliyah Huland El	Guard	6-1	Sr.	Randolph, N.J./Randolph
4	Lisa Jablonowski	Forward	6-3	So.	Ernster, Luxembourg/Lycees des Garcons
32	Moné Jones	Forward	6-3	So.	Durham, N.C./Riverside
3	Lauren Moses	Forward	6-2	Sr.	Mount Holly, N.J./Rancocas Valley
35	Shakyna Payne	Forward	6-3	So.	Acworth, Ga./SW Atlanta Christian Academy
1	Brianna Tinsley	Guard	5-7	Fr.	Madison, Va./St. Anne's-Belfield
20	Amandine Toi	Guard	5-11	Fr.	Paris, France / ISEP Academy
4	Dominique Toussaint	Guard	5-9	So.	Staten Island, N.Y./Christ the King
13	Jocelyn Willoughby	Guard	6-0	So.	East Orange, N.J./Newark Academy

**HEAD COACH:** Joanne Boyle (Duke '85), 7th Year at Virginia

**ASSISTANT COACH:** La'Keshia Frett Meredith (Georgia '97), 5th year at Virginia

**ASSISTANT COACH:** Katherine Graham (LSU, '11), 2nd year at Virginia

**ASSISTANT COACH:** Tim Taylor (James Madison, '89), 9th year at Virginia

**PRONUNCIATION GUIDE**

Felicia Aiyeotan	eye-OH-tahn
Jae'Lisa Allen	JAY-lisa
J'Kyra Brown	Juh-KYE-rah
Khyasia Caldwell	KIE-Asia
Aliyah Huland El	ahh-LEE-uh HEW-land ELLE
Lisa Jablonowski	LEE-zuh YOB-lo-NOW-skee
Shakyna Payne	shuh-KYE-nuh
Amandine Toi	Ah-moe-DEEN TWAH
Dominique Toussaint	too-SAWN
La'Keshia Frett Meredith	Lah-KEE-shah

# 30 FELICIA AIYEOTAN



6-9 • Sophomore • Center • Lagos, Nigeria • Blair Academy (N.J.)

## 2017-18

- Currently leads the ACC in blocked shots and is 9th in rebounding (2/19)
- Is the tallest active player in NCAA women's basketball right now. The next tallest is Sara Hamson of BYU at 6-7. Nancy Mulkey of Rice is also 6-9, but she is a sophomore transfer from Oklahoma and is sitting out the season
- Made her first career start at Mississippi State (11/10)
- Had her second career double-double against Central Connecticut with 12 points and 10 rebounds (11/12)
- Came off the bench to score 10 points with six rebounds and six blocked shots in the game against Maryland, going 5-of-7 from the field (11/29)
- Had a career-high 14 rebounds with 10 points in 22 minutes against Ohio (12/17)
- Back-to-back double-doubles against Pitt and Syracuse to start ACC play. Added a third double-double against Clemson, giving her three in the first four ACC contests of 2018
- Scored a then- season-high 15 points with 13 rebounds at Florida State (2/8) only to top it a week later with 17 points and 11 rebounds against Notre Dame

## 2016-17

- Third in the ACC in blocked shots
- Her 53 blocked shots ranks seventh in the Virginia record book for a single season. Had more blocked shots than the entire team did in 2013-14

## OTHER

- Is 6-9 with a wing span of 7-3
- Played her senior season at Blair Academy (N.J.), averaging 14.0 points per game. As a junior at Nuemann Goretti High in Philadelphia, Pa., won the national title with the team going 30-0 and finishing as the top-ranked high school team in the country
- Rated as the No. 87 overall prospect and No. 14 at her position by ProspectNation and No. 15 among all 2016-17 centers by ESPN HoopGurlz
- Played on the Nigerian U16 National Team

## 2017-18 GAME-BY-GAME:

Opponent	GS	FG-FGA	3FG-3FGA	FT-FTA	Off-Def	Total Reb	PF	Points	A	TO	Blk	Stl	Min
at Miss St	*	1-2	0-0	2-4	2-5	7	1	4	0	2	4	0	29
CENT CONN	*	6-11	0-0	0-2	6-4	10	3	12	0	0	1	1	18
GEORGIA	*	3-8	0-0	2-2	2-5	7	1	8	1	2	1	1	29
at Dayton	*	2-6	0-0	1-2	2-4	6	2	5	0	2	2	0	12
HAMPTON		1-2	0-0	0-0	0-3	3	3	2	0	1	3	0	15
HARVARD		2-6	0-0	2-3	6-1	7	3	6	2	0	0	0	15
DUQUESNE		1-1	0-0	0-0	0-5	5	1	2	2	2	3	0	17
MARYLAND		5-7	0-0	0-2	1-5	6	2	10	0	2	6	0	27
UNCG	*	3-8	0-0	2-4	2-7	9	1	8	1	5	6	0	26
at Rutgers	*	3-7	0-0	0-0	2-9	11	1	6	1	2	4	0	37
vs Ohio	*	4-11	0-0	2-4	6-8	14	0	10	0	0	3	0	22
vs Indiana	*	5-8	0-0	0-0	2-1	3	2	10	2	4	0	0	17
MANHATTAN	*	3-5	0-0	1-1	2-7	9	1	7	0	2	1	0	22
PITT	*	5-6	0-0	0-0	4-6	10	0	10	1	2	3	0	24
SYRACUSE	*	6-10	0-0	0-2	2-8	10	1	12	3	3	2	1	28
at NC State	*	2-7	0-0	0-0	2-3	5	4	4	0	2	1	0	21
CLEMSON	*	4-8	0-0	2-3	3-7	10	0	10	2	2	4	1	18
at BC	*	3-9	0-0	0-0	2-2	4	2	6	0	2	1	0	20
at Duke	*	1-3	0-0	0-0	0-6	6	1	2	1	2	1	1	20
VA TECH	*	2-5	0-0	0-0	2-6	8	1	4	0	1	4	0	24
UNC	*	3-5	0-0	0-0	1-4	5	2	6	0	1	1	0	20
at Ga Tech	*	3-4	0-0	2-2	2-3	5	2	8	2	0	5	0	25
LOUISVILLE	*	4-7	0-0	0-1	3-4	7	1	8	0	2	1	0	28
at FSU	*	7-10	0-0	1-1	5-8	13	1	15	1	3	2	0	28
at Va Tech	*	3-8	0-0	0-0	1-3	4	1	6	0	1	1	0	24
NOTRE DAME	*	7-12	0-0	3-6	7-4	11	0	17	1	4	0	0	25
MIAMI	*	4-4	0-0	1-2	1-7	8	0	9	0	0	1	1	24
at Louisville													
at Wake													

## VIRGINIA CAREER STATISTICS

Year	G-GS	Min/Avg	FG-FGA	Pct.	3FG-A	Pct.	FT-FTA	Pct.	O-D	T	Avg.	Pf-DQ	Ast	TO	Blk	St	Pts	Avg
2016-17	33-0	411/12.5	65-125	.520	0-0	.000	21-32	.656	42-79	121	3.7	28-0	14	39	54	4	151	4.6
2017-18	27-23	615/22.8	93-180	.517	0-0	.000	21-41	.512	68-135	203	7.5	37-0	20	49	61	6	207	7.7
TOTAL	60-23	1026/17.1	158-305	.518	0-0	.000	42-73	.575	110-214	324	5.4	65-0	34	88	115	10	358	6.0

## SINGLE GAME BESTS

### POINTS

Season: 17 vs Notre Dame (2/15)

Career: 23 vs Coppin State (11/13/16)

### REBOUNDS

Season: 14 vs Ohio (12/17)

Career: 14 vs Ohio (12/17/17)

### OFFENSIVE REBOUNDS

Season: 7 vs Notre Dame (2/15)

Career: 7 vs Notre Dame (2/15/18)

### FG MADE

Season: 7 (2x)

Career: 10 vs Coppin State (11/13/16)

### FG ATTEMPTS

Season: 12 vs Notre Dame (2/15)

Career: 12 (2x) last vs Notre Dame (2/15)

### FG PERCENTAGE

Season: 4-of-4 vs Miami (2/18)

Career: 8-of-9 (.889) vs UIC (12/16/16)  
4-of-4 vs Miami (2/18/18)

### FT MADE

Season: 3

Career: 3

### FT ATTEMPTS

Season: 6 vs Notre Dame (2/15)

Career: 6 vs Notre Dame (2/15/18)

### ASSISTS

Season: 3 vs Syracuse (12/31)

Career: 3 vs Syracuse (12/31/17)

### BLOCKS

Season: 6 (2x), last vs UNCG (12/2)

Career: 6 (multiple)

### STEALS

Season:

Career: 2, Nebraska (11/26/16)

### Double Doubles:

Season: 7, last vs Notre Dame (2/15)

Career: 8, last vs Notre Dame (2/15)

# 2 JAE'LISA ALLEN



6-2 • Senior • Forward • Pine Bluff, Ark. • White Hall

## AT VIRGINIA

### 2017-18

- Played in five games before being sidelined with an injury

### 2016-17

- Played a career-high 20 minutes against Coppin State, scoring 5 points with three rebounds

### 2015-16

- Appeared in nine games, scoring four points
- Went 2-of-2 against NJIT, scoring four points in three minutes
- Played seven minutes against Norfolk State
- Played three minutes against Longwood (11/22)
- Appeared in the second quarter at both Georgia Tech (1/17) and Florida State (1/21)

### 2014-15

- Appeared in four games
- Made her collegiate debut against Radford (11/16), playing the final four minutes of the game
- Scored her first collegiate points in the final 30 seconds of the Delaware State game, giving the Cavaliers the basket that pushed them to the century mark

## 2017-18 GAME-BY-GAME

Opponent	GS	FG-FGA	3FG-3FGA	FT-FTA	Off-Def	Total Reb	PF	Points	A	TO	Blk	Stl	Min
at Miss St		DNP											
CCSU		1-2	0-0	1-2	2-0	2	1	3	1	0	1	0	15
GEORGIA		DNP											
at Dayton		DNP											
HAMPTON		DNP											
HARVARD		DNP											
DUQUESNE		DNP											
MARYLAND		DNP											
UNCG		2-4	0-0	0-0	0-0	0	0	4	1	2	0	1	12
at Rutgers		0-1	0-0	0-0	0-0	0	0	0	0	0	0	0	3
vs Ohio		1-1	0-0	0-0	0-2	2	2	2	0	0	0	0	8
vs Indiana		DNP											
MANHATTAN		0-0	0-0	0-0	0-1	1	1	0	0	0	0	0	6
PITT		DNP											
SYRACUSE		INJ											
at NC State		INJ											
CLEMSON		INJ											
at BC		INJ											
at Duke		INJ											
VA TECH		DNP											
UNC		DNP											
at Ga Tech		DNP											
LOUISVILLE		DNP											
at FSU		DNP											
at Va Tech		DNP											
NOTRE DAME		DNP											
MIAMI		DNP											
at Louisville		DNP											
at Wake		DNP											

## SINGLE GAME BESTS

### POINTS

Season: 4 vs UNCG (12/2)

Career: 5 vs Coppin State (11/13/16)

### REBOUNDS

Season:

Career: 3 (2x)

### FG MADE

Season:

Career: 2

### FG ATTEMPTS

Season:

Career: 4

### 3 PT FG MADE

Season:

Career:

### 3 PT FG ATTEMPTS

Season:

Career:

### FT MADE

Season:

Career:

### FT ATTEMPTS

Season:

Career:

### ASSISTS

Season:

Career:

### BLOCKS

Season:

Career:

### STEALS

Season:

Career:

## VIRGINIA CAREER STATISTICS

Year	G-GS	Min/Avg	FG-FGA	Pct.	3FG-A	Pct.	FT-FTA	Pct.	O-D	T	Avg.	Pf-DQ	Ast	TO	Blk	St	Pts	Avg
2014-15	4-0	13/3.3	1-3	.333	0-0	.000	0-0	.000	0-2	2	0.5	3-0	0	0	0	0	2	0.5
2015-16	9-0	24/2.7	2-9	.222	0-0	.000	0-0	.000	4-1	5	0.6	3-0	0	2	0	0	4	0.4
2016-17	16-0	94/5.9	3-13	.231	0-0	.000	4-7	.571	6-5	11	0.7	14-0	2	6	1	2	10	0.6
2017-18	6-0	44/7.3	4-9	.444	0-0	.000	1-2	.500	2-3	5	0.8	4-0	2	2	1	2	9	1.5
TOTAL	35-0	175/5.0	10-34	.294	0-0	.000	5-9	.556	12-11	23	0.7	24-0	4	10	2	4	25	0.7

# 10 J'KYRA BROWN



5-11 • R-Senior • Guard • Rocky Mount, N.C. • Rocky Mount High School

## AT VIRGINIA

### 2017-18

- Appeared in all 27 games with four starts, averaging 10.1 points per game
- Has hit at least one three pointer in 21-straight games (2/15)
- Was in the starting lineup for the season-opener at Mississippi State, the 11th start of her UVA career
- Brought down seven rebounds against Georgia (11/16)
- Scored a team-high 15 points while going 4-of-4 from three-point range against UNCG (12/2)
- Had 13 points at Rutgers, scoring eight of UVA's first 10 points in the contest (12/4)
- Scored a career-high 24 points in the win over Indiana (12/18), going 7-of-11 from the field and 6-of-6 from the freethrow line
- Had a streak of six-straight games scoring in double-digits from Nov. 26 (Duquesne) to Dec. 18 (Indiana), averaging 15.3 ppg in that span
- Scored 17 points against Notre Dame, only hitting one three-pointer (2/15)

### 2016-17

- Started the season with a 9-1 assist-to-turnover ratio in the first 3 games
- Made her 1st start of season against UIC, scoring 7pts with 5 assists
- Scored 14 points on 6-of-8 shooting against Md. Eastern Shore (12/21)
- Made her second start of the season at Notre Dame, scoring 11 points in the first half and 14 overall, also dishing five assists and grabbing five steals (1/29)
- Recorded first career double-double (12 pts/10 rebs) in win over Georgia Tech (2/2)
- Scored 16 points in the first half against Wake Forest (2/12)
- Started both games of the WNIT, scoring 14 points in the win at Saint Joseph's, including 9 points in fourth quarter

## 2017-18 GAME-BY-GAME

Opponent	GS	FG-FGA	3FG-3FGA	FT-FTA	Off-Def	Total Reb	PF	Points	A	TO	Blk	Stl	Min
at Miss St	*	2-8	0-2	0-0	0-4	4	4	4	0	6	0	1	32
CENT CONN	*	3-6	1-4	1-2	0-4	4	0	8	2	3	0	1	15
GEORGIA	*	0-3	0-3	1-2	1-6	7	1	1	2	3	0	1	22
at Dayton		3-12	2-6	0-0	0-5	5	3	8	1	3	0	0	33
HAMPTON		2-6	2-5	0-0	0-3	3	0	6	2	1	0	0	24
HARVARD		1-7	0-4	1-2	0-1	1	2	3	0	1	0	0	24
DUQUESNE		4-9	2-5	5-6	1-3	4	5	15	2	3	0	1	36
MARYLAND		5-10	1-3	0-0	0-1	1	0	11	4	1	0	2	30
UNCG		5-6	4-4	1-2	0-6	6	3	15	4	1	0	0	29
at Rutgers	*	5-11	3-8	0-2	1-5	6	3	13	3	0	0	1	40
vs Ohio		4-6	4-5	2-2	1-4	5	2	14	6	4	0	0	28
vs Indiana		7-11	4-7	6-6	2-2	4	1	24	2	4	0	0	36
MANHATTAN		3-9	1-4	1-1	1-2	3	1	8	4	3	1	2	28
PITT		3-10	3-5	0-0	0-2	2	3	9	1	3	0	0	28
SYRACUSE		4-10	2-6	2-4	2-4	6	0	12	3	2	1	2	27
at NC State		5-9	4-6	4-8	1-4	5	3	18	2	3	0	1	34
CLEMSON		2-5	1-4	0-0	1-0	1	0	5	3	1	0	3	26
at BC		4-8	1-5	3-5	0-7	7	3	12	1	4	0	1	28
at Duke		3-9	1-5	0-0	1-1	2	2	7	2	3	0	1	27
VA TECH		1-6	1-3	2-2	1-5	6	1	5	3	2	0	1	21
UNC		3-6	1-3	2-3	0-3	3	1	9	4	1	0	0	32
at Ga Tech		3-7	2-3	0-0	0-2	2	2	8	3	2	1	1	26
LOUISVILLE		3-7	2-3	0-0	0-2	2	2	8	3	2	1	1	26
at FSU		1-5	1-3	0-0	0-2	2	1	3	2	2	0	0	19
at Va Tech		6-14	3-6	0-0	0-5	5	2	15	0	1	0	3	32
NOTRE DAME		6-15	1-7	4-5	1-3	4	0	17	3	3	0	1	32
MIAMI		3-10	1-5	4-4	0-2	2	3	11	4	4	0	0	28
at Louisville													
at Wake													

## SINGLE GAME BESTS

### POINTS

Season: 24 vs Indiana (12/18)  
Career: 24 vs Indiana (12/18/17)

### REBOUNDS

Season: 7 (2x) last at BC (1/11)  
Career: 10 (3x) last vs. Georgia Tech (2/2)

### FG MADE

Season: 7 vs Indiana (12/18)  
Career: 7 vs Indiana (12/18/17)

### FG ATTEMPTS

Season: 12 at Dayton (11/19)  
Career: 14 at Notre Dame (1/29/16)

### FG Percentage

Season: 5-6 vs UNCG (12/2)  
Career: 5-6 vs UNCG (12/2/17)

### 3 PT FG MADE

Season: 4 (several)  
Career: 4 (several)

### 3 PT FG ATTEMPTS

Season: 8 at Rutgers (12/4)  
Career: 9 at Miami (2/9/17)

### 3 PT FG Percentage

Season: 4-4 vs UNCG (12/2)  
Career: 4-4 vs UNCG (12/2/17)

### FT MADE

Season: 6 vs Indiana (12/18)  
Career: 8 vs Florida State (2/16/17)

### FT ATTEMPTS

Season: 8 at NC State (1/4)  
Career: 10 vs Florida State (2/16/17)

### ASSISTS

Season: 4 (several)  
Career: 6 (2x) last at Syracuse (1/2/17)

### STEALS

Season: 1 at Rutgers (12/4)  
Career: 5 at Notre Dame (1/29/17)

### DOUBLE DOUBLES

Season:  
Career: 1 vs Georgia Tech (2/2)

## AT EAST CAROLINA

Year	G-GS	Min/Avg	FG-FGA	Pct.	3FG-A	Pct.	FT-FTA	Pct.	O-D	T	Avg.	Pf-DQ	Ast	TO	Blk	St	Pts	Avg
2013-14	31-1	341/11.0	63-155	.406	27-81	.333	31-42	.738	21-31	52	1.7	45-0	25	41	9	16	184	5.9
<b>AT VIRGINIA</b>																		
Year	G-GS	Min/Avg	FG-FGA	Pct.	3FG-A	Pct.	FT-FTA	Pct.	O-D	T	Avg.	Pf-DQ	Ast	TO	Blk	St	Pts	Avg
2015-16	33-6	545/16.5	51-168	.304	27-85	.318	37-52	.712	31-61	92	2.8	60-0	30	50	3	23	166	5.0
2016-17	33-4	808/24.5	86-220	.391	48-127	.378	65-91	.714	42-95	137	4.2	64-1	67	73	4	36	285	8.6
2017-18	27-4	764/28.3	92-225	.409	47-124	.379	41-58	.707	14-89	103	3.8	47-1	63	67	3	23	272	10.1
<b>TOTAL</b>	<b>93-14</b>	<b>2117/22.8</b>	<b>229-613</b>	<b>.374</b>	<b>122-336</b>	<b>.363</b>	<b>143-201</b>	<b>.711</b>	<b>87-245</b>	<b>332</b>	<b>3.6</b>	<b>171-2</b>	<b>160</b>	<b>190</b>	<b>10</b>	<b>82</b>	<b>723</b>	<b>7.8</b>

# 5 KHYASIA CALDWELL



5-5 • Freshman • Guard • Pocono Summit, Pa. • Pocono Mountain East

## AT VIRGINIA

### 2017-18

- Made her collegiate debut at Mississippi State, scoring two points and grabbing a steal in two minutes on the court (11/10)
- Scored four points in four minutes against Manhattan (12/21)
- Will be a two-sport athlete at UVA, also be competing for the track & field team in the spring

## HIGH SCHOOL/CLUB

- Four-year varsity letter winner in basketball at Pocono Mountain East High School
- Earned Second Team All-Conference honors her freshman season, tying her school record for single-game rebounding with 23 in one contest
- First Team All-Conference her sophomore and senior seasons
- Junior season was named the Pocono Record Girl's Basketball Player of the Year
- Reached the 1,000 career point mark her senior year while averaging 14 points, 7.4 assists and 9 rebounds per game
- Also competed in track: Three-time PIAA State Champion in the long jump
- Holds school records in four events: the 100 (12.14), 200 (24.54), 400 (57.94) and long jump (20-5), and owns the long jump record in both the Eastern Pennsylvania Conference and District 11

## SINGLE GAME BESTS

### POINTS

Season: 5 vs CCSU (11/12)

### REBOUNDS

Season:

### FG MADE

Season:

### FG ATTEMPTS

Season:

### 3 PT FG MADE

Season:

### 3 PT FG ATTEMPTS

Season:

Career:

### FT MADE

Season:

### FT ATTEMPTS

Season:

### ASSISTS

Season:

### BLOCKS

Season:

### STEALS

Season:

## 2017-18 GAME-BY-GAME

Opponent	GS	FG-FGA	3FG-3FGA	FT-FTA	Off-Def	Total Reb	Pf	Points	A	TO	Blk	Stl	Min
at Miss St	1-2	0-0	0-0	0-0	0-0	0	0	2	0	0	0	1	2
CENT CONN	2-3	1-2	0-2	1-1	2	3	5	1	0	0	0	0	9
GEORGIA	0-0	0-0	0-0	0-0	0	0	0	0	0	0	0	0	0
at Dayton	0-0	0-0	0-0	0-0	0	0	0	0	0	0	0	0	0+
HAMPTON	DNP												
HARVARD	DNP												
DUQUESNE	0-0	0-0	0-0	0-0	0	2	0	0	0	0	0	0	0+
MARYLAND	DNP												
UNCG	0-0	0-0	0-0	0-0	0	1	0	0	1	0	0	0	5
at Rutgers	0-0	0-0	0-0	0-0	0	0	0	0	0	0	0	0	1
vs Ohio	0-3	0-0	0-0	0-0	0	1	0	0	0	0	0	0	3
vs Indiana	DNP												
MANHATTAN	1-1	0-0	2-2	0-0	0	0	4	0	0	0	0	0	4
PITT	DNP												
SYRACUSE	DNP												
at NC State	DNP												
CLEMSON	1-2	0-0	0-0	0-0	0	1	2	0	0	0	0	0	4
at BC	DNP												
at Duke	DNP												
VA TECH	DNP												
UNC	DNP												
at Ga Tech	DNP												
LOUISVILLE	0-0	0-0	0-0	0-0	0	1	0	0	1	0	0	0	2
at FSU	0-0	0-0	0-0	0-0	0	2	0	0	0	0	0	0	4
at Va Tech	DNP												
NOTRE DAME	DNP												
MIAMI	0-0	0-0	0-0	0-0	0	1	0	0	0	0	0	0	1
at Louisville													
at Wake													

## VIRGINIA CAREER STATISTICS

Year	G-GS	Min/Avg	FG-FGA	Pct.	3FG-A	Pct.	FT-FTA	Pct.	O-D	T	Avg.	Pf-DQ	Ast	TO	Blk	St	Pts	Avg
2017-18	13-0	35/2.7	5-11	.455	1-2	.500	2-4	.500	1-1	2	0.2	13-0	1	2	0	1	13	1.0



# 23 ALIYAH HULAND EL



6-1 • Senior • Guard • Randolph, N.J. • Randolph High School

## AT VIRGINIA 2017-18

- Scored the 1,000th point of her career at home against Louisville, becoming the 33rd player in program history to reach the benchmark (2/1)
- Came off the bench to go 5-of-6 from the field for 13 points against Central Connecticut (11/12)
- Had a season-high seven rebounds against Georgia (11/16)
- Made her first start of the season against Hampton, scoring 10 points in the first half (11/21)
- Named to the Cavalier Classic all-tournament team after hitting the game-tying three-pointer against Harvard (11/25) and scoring a team-high 17 points against Duquesne (11/26)
- Grabbed 10 rebounds in the overtime win against Indiana (12/18)
- Scored 19 points in the win over North Carolina, going 5-of-7 for 12 points in the first quarter (1/25)
- Followed her performance against UNC with a 21-point game at Georgia Tech, scoring 10 of those points in the fourth quarter

## 2016-17

- Had the first double-double of her career with 12 points and 10 assists against Coppin State, the first UVA player to have double-digit assists in a game since Sharneé Zoll had 11 in 2008
- Scored 11 points in the first quarter in the win over Rutgers (11/20)
- Back-to-back 16-point games against Rutgers and St. John's (11/20, 25)
- Made her first five field goal attempts against BC, scoring 12 points in the first 16 minutes (1/15)
- Scored 10 points against NC State, with seven coming in the final quarter (2/26)

## 2017-18 GAME-BY-GAME:

Opponent	GS	FG-FGA	3FG-3FGA	FT-FTA	Off-Def	Total Reb	PF	Points	A	TO	Blk	Stl	Min
at Miss St		2-6	0-2	2-2	0-0	0	2	6	0	0	0	0	21
CENT CONN		5-6	1-1	2-2	0-1	1	1	13	2	1	1	3	17
GEORGIA		3-4	2-3	1-2	2-5	7	2	9	2	2	1	1	20
at Dayton		3-6	1-2	1-1	1-2	3	3	8	1	1	2	1	27
HAMPTON	*	3-9	2-3	2-2	0-2	2	1	10	2	1	1	2	29
HARVARD	*	2-6	2-5	2-2	2-3	5	2	8	4	4	2	2	26
DUQUESNE	*	5-13	4-10	3-5	2-2	4	3	17	0	1	1	0	23
MARYLAND	*	3-5	1-3	2-2	0-1	1	2	9	1	2	2	0	23
UNCG	*	5-8	3-4	0-0	0-3	3	4	13	2	5	1	1	30
at Rutgers	*	1-4	0-2	1-2	2-2	4	4	3	2	2	0	0	25
vs Ohio	*	8-15	1-2	0-0	3-0	3	2	17	1	2	1	0	25
vs Indiana	*	3-11	1-4	0-0	3-7	10	2	7	1	3	0	0	32
MANHATTAN	*	3-8	0-3	1-1	1-1	2	1	7	2	3	0	2	24
PITT	*	3-7	0-2	4-4	0-2	2	2	10	0	1	1	0	25
SYRACUSE	*	4-8	3-5	4-6	3-2	5	1	15	2	2	0	1	35
at NC State	*	5-11	1-4	2-2	1-3	4	0	13	1	2	0	0	37
CLEMSON	*	4-7	0-2	0-1	1-1	2	0	8	3	2	0	2	25
at BC	*	3-8	1-2	0-0	0-2	2	1	7	2	2	0	1	33
at Duke	*	6-13	2-5	0-0	2-1	3	4	14	3	2	0	2	36
VA TECH	*	5-12	0-3	4-4	0-4	4	1	14	0	2	0	1	30
UNC	*	8-14	3-7	0-0	2-0	2	2	19	2	0	0	1	27
at Ga Tech	*	7-12	3-6	4-4	1-2	3	3	21	1	4	3	1	35
LOUISVILLE	*	3-9	1-4	2-2	1-5	6	3	9	0	3	3	1	28
at FSU	*	4-15	2-8	3-3	3-2	5	4	13	0	1	0	0	31
at Va Tech	*	2-6	0-0	1-2	1-4	5	3	5	2	0	1	1	26
NOTRE DAME	*	1-5	0-1	0-0	1-2	3	0	2	2	1	3	1	21
MIAMI	*	0-11	0-5	0-0	1-1	2	4	0	1	2	1	0	20
at Louisville													
at Wake													

## SINGLE GAME BESTS

### POINTS

Season: 21 at Georgia Tech (1/28)  
Career: 23 vs Louisville (1/5/17)

### REBOUNDS

Season: 10 vs Indiana (12/18)  
Career: 10 (2x) vs Indiana (12/18/17)

### FG MADE

Season: 8 (2x) last vs North Carolina (1/25)  
Career: 9 vs Longwood (11/22/15)

### FG ATTEMPTS

Season: 15 vs Ohio (12/17)  
Career: 15 (2x)

### FG SHOOTING

Season: 5-6 (.833) vs CCSU (11/12)  
Career: 7-10 (.700) vs NJIT (12/5/15)

### 3 PT FG MADE

Season: 4 vs Duquesne (11/26)  
Career: 4, several

### 3 PT FG ATTEMPTS

Season: 10 vs Duquesne (11/26)  
Career: 10 vs Duquesne (11/26/17)

### 3 PT FG PERCENTAGE

Season: 3-of-4 vs UNCG (12/2)  
Career: 3-of-3 vs Miami (1/3/16)

### FT MADE

Season:  
Career: 7 at Auburn (11/19/15)

### FT ATTEMPTS

Season:  
Career: 8 at Auburn (11/19/15)

### ASSISTS

Season: 2 (2x) last vs. Georgia (11/16)  
Career: 10 vs Coppin State (11/13/16)

### BLOCKS

Season: 3 (2x) last vs Louisville (2/1)  
Career: 3 (multiple) last vs Louisville (2/1)

### STEALS

Season: 3 vs. CCSU (11/12)  
Career: 4 vs Longwood (12/16/14)

### DOUBLE DOUBLES

Season:  
Career: 1 vs Coppin State (11/13/16)

## VIRGINIA CAREER STATISTICS

Year	G-GS	Min/Avg	FG-FGA	Pct.	3FG-A	Pct.	FT-FTA	Pct.	O-D	T	Avg.	Pf-DQ	Ast	TO	Blk	St	Pts	Avg
2014-15	31-1	552/17.8	63-189	.333	23-93	.247	24-32	.750	19-34	53	1.7	59-0	29	43	10	24	173	5.6
2015-16	34-10	853/25.1	120-281	.427	35-107	.327	51-63	.810	40-74	114	3.4	90-4	46	94	21	35	326	9.6
2016-17	33-23	750/22.7	87-222	.392	35-113	.310	36-51	.706	29-70	99	3.0	65-0	43	49	19	24	245	7.4
2017-18	27-22	731/27.1	101-239	.423	34-98	.347	41-49	.837	33-60	93	3.4	57-0	39	51	24	24	277	10.3
TOTAL	125-56	2886/23.1	371-931	.398	127-411	.309	152-195	.779	121-238	359	2.9	271-4	157	237	74	107	1021	8.2

# 14 LISA JABLONOWSKI



6-3 • Sophomore • Wing/Forward • Ernster, Luxembourg • Lycee des Garcons

## AT VIRGINIA

### 2017-18

- Started the game at Dayton (11/19); made her second start of the season at Virginia Tech (2/11)
- Had five assists and six rebounds in the win over North Carolina (1/25) and followed with a five-rebound performance in 11 minutes on the floor at Georgia Tech (1/28)

### 2016-17

- Moved into the starting lineup for the final nine games of the season
- Made her collegiate debut in the season-opener against Middle Tennessee, scoring four points with four rebounds in 11 minutes
- Had a game-high six rebounds in 13 minutes against Rutgers (11/20)
- Made her first career start against Wake Forest (2/12)
- Had a team-high eight rebounds in the upset win over No. 4 FSU (2/16)

## HIGH SCHOOL/CLUB

- Named Sportswoman of the Year, the most prestigious award in Luxembourg, for her performance in the 2014-15 season
- Helped lead her Amicale Steinsel team to the 2016 National Championship of Luxembourg
- Voted to the 2016 Luxembourgish League All-Star Game roster
- Was named the Eurobasket.com Player of the Week (Nov. 9, 2015) after scoring 21 points with nine rebounds and four assists in a victory over Sparta
- A three-time MVP of the U16 and U18 divisions, she helped her team win the Luxembourg Cup in 2014 and guided them to second place finishes in the U14, U16 and U18 championships.

## 2017-18 GAME-BY-GAME:

Opponent	GS	FG-FGA	3FG-3FGA	FT-FTA	Off-Def	Total Reb	PF	Points	A	TO	Blk	Stl	Min
at Miss St	2-3	1-1	0-0	0-3	3	4	5	0	1	0	0	0	17
CENT CONN	2-3	0-0	0-0	3-3	6	0	4	1	0	0	0	1	18
GEORGIA	0-3	0-0	0-0	0-3	3	1	0	0	2	0	0	0	18
at Dayton *	0-0	0-0	0-0	0-3	3	3	0	2	1	0	0	0	20
HAMPTON	2-3	0-0	0-0	0-3	3	1	4	1	0	0	0	2	20
HARVARD	1-3	0-0	0-2	4-2	6	1	2	1	1	0	0	1	16
DUQUESNE	3-8	0-2	0-0	3-1	4	2	6	2	1	0	0	0	25
MARYLAND	1-2	0-1	0-2	3-1	4	1	2	2	2	0	0	1	25
UNCG	1-2	0-1	0-2	3-1	4	1	2	2	2	0	0	1	25
at Rutgers	1-2	0-0	0-0	1-3	4	1	2	2	1	0	0	1	27
vs Ohio	3-5	0-1	0-0	2-1	3	1	6	1	0	0	0	0	21
vs Indiana	0-0	0-0	2-2	3-2	5	2	2	2	0	1	0	0	22
MANHATTAN	3-8	0-0	0-0	2-2	4	2	6	1	1	0	0	1	20
PITT	2-4	0-0	0-0	2-1	3	0	4	1	1	1	1	2	23
SYRACUSE	1-1	0-0	0-0	0-0	0	1	2	0	0	0	0	0	12
at NC State	1-3	1-2	0-0	1-2	3	1	3	2	1	0	0	0	18
CLEMSON	1-2	0-1	0-0	1-4	5	2	2	1	1	1	0	0	18
at BC	1-4	0-0	0-0	2-3	5	0	2	0	1	1	0	0	19
at Duke	1-1	0-0	0-0	0-1	1	2	2	0	0	0	0	1	11
VA TECH	0-0	0-0	0-0	0-1	1	1	0	3	0	0	0	2	12
UNC	0-1	0-0	0-0	2-4	6	0	0	5	3	1	0	0	16
at Ga Tech	0-2	0-1	0-2	1-4	5	0	0	1	3	0	0	0	11
LOUISVILLE	0-0	0-0	0-0	0-0	0	0	0	0	0	1	0	0	11
at FSU	1-3	0-1	0-0	0-1	1	0	2	0	1	0	0	2	16
at Va Tech *	0-0	0-0	0-0	0-2	2	1	0	1	1	0	0	1	20
NOTRE DAME	1-1	0-0	0-0	0-2	2	0	2	2	0	0	0	0	17
MIAMI	1-2	0-1	0-0	0-1	1	2	2	0	2	0	0	0	15
at Louisville													
at Wake													

## SINGLE GAME BESTS

### POINTS

Season: 6 vs Duquesne (11/26)

Career: 9 vs Nebraska (11/26)

### REBOUNDS

Season: 6 (several)

Career: 8 vs Florida State (2/16)

### FG MADE

Season:

Career: 4 vs Nebraska (11/26)

### FG ATTEMPTS

Season:

Career: 5 (2x)

### 3 PT FG MADE

Season:

Career:

### 3 PT FG ATTEMPTS

Season:

Career: 2

### FT MADE

Season:

Career:

### FT ATTEMPTS

Season:

Career:

### ASSISTS

Season: 5 vs North Carolina (1/25)

Career: 5 vs North Carolina (1/25/18)

### BLOCKS

Season:

Career:

### STEALS

Season:

Career: 3 (2x) last at Syracuse (01/02)

## VIRGINIA CAREER STATISTICS

Year	G-GS	Min/Avg	FG-FGA	Pct.	3FG-A	Pct.	FT-FTA	Pct.	O-D	T	Avg.	Pf-DQ	Ast	TO	Blk	St	Pts	Avg
2016-17	32-9	521/16.3	34-80	.425	4-15	.267	6-17	.353	45-38	83	2.6	27-0	22	29	8	30	78	2.4
2017-18	27-2	481/17.8	27-60	.450	3-14	.214	5-12	.417	28-55	83	3.1	27-0	33	27	6	15	62	2.3
TOTAL	59-11	1002/17.0	61-140	.436	7-29	.241	11-29	.379	73-93	166	2.8	54-0	55	56	14	45	140	2.4

# 32 MONÉ JONES



6-3 • Junior • Forward • Durham, N.C. • Riverside High School

## AT VIRGINIA

### 2017-18

- Missed 10 games, beginning with Hampton (11/21) with a foot injury. Dressed for the Syracuse game (12/31), but did not play. Returned to action against Clemson (1/7)

### 2016-17

- Missed the first eight games of the season with a leg injury
- Made her season debut against UIC, scoring 3 ptt in 12 minutes (12/16)
- Scored nine points in 18 minutes against MDES (12/21)

## SINGLE GAME BESTS

### POINTS

#### Season:

Career: 10 vs Norfolk State (11/16/15)

### REBOUNDS

#### Season:

Career: 7 vs NJIT (12/5/15)

### FG MADE

#### Season:

Career: 3 at MT (11/13/15)

### FG ATTEMPTS

#### Season:

Career: 8 at MT (11/13/15)

### 3 PT FG MADE

#### Season:

Career:

### 3 PT FG ATTEMPTS

#### Season:

Career:

### FT MADE

#### Season:

Career: 4 vs Norfolk State (11/16/15)

### FT ATTEMPTS

#### Season:

Career: 4, 2x last vs Tulane (11/28/15)

### ASSISTS

#### Season:

Career: 1

### BLOCKS

#### Season:

Career: 2

### STEALS

#### Season:

Career: 3

## 2017-18 GAME-BY-GAME:

Opponent	GS	FG-FGA	3FG-3FGA	FT-FTA	Off-Def	Total Reb	PF	Points	A	TO	Blk	Stl	Min
at Miss St		0-3	0-0	0-0	0-0	0	1	0	2	1	0	0	19
CENT CONN		3-4	0-0	0-0	0-0	0	4	6	2	0	0	0	16
GEORGIA		0-1	0-0	0-0	0-0	0	0	0	0	2	0	0	8
at Dayton		0-0	0-0	0-0	1-0	1	0	0	1	0	0	0	4
HAMPTON		INJ											
HARVARD		INJ											
DUQUESNE		INJ											
MARYLAND		INJ											
UNCG		INJ											
at Rutgers		INJ											
vs Ohio		INJ											
vs Indiana		INJ											
MANHATTAN		INJ											
PITT		INJ											
SYRACUSE		DNP											
at NC State		DNP											
CLEMSON		0-1	0-0	1-2	0-1	1	0	1	0	0	0	0	9
at BC		0-0	0-0	0-0	0-0	0	0	0	0	0	0	0	4
at Duke		DNP											
VA TECH		0-1	0-0	0-0	0-0	0	0	0	0	0	0	0	3
UNC		0-1	0-0	0-0	0-0	0	0	0	0	0	0	0	7
at Ga Tech		DNP											
LOUISVILLE		0-0	0-0	0-0	0-0	0	0	0	0	0	1	0	11
at FSU		0-1	0-0	1-2	0-0	0	0	1	0	0	0	0	10
at Va Tech		0-0	0-0	0-0	2-0	2	0	0	1	0	0	0	7
NOTRE DAME		0-1	0-0	0-0	1-0	1	0	0	0	0	0	0	1
MIAMI		INJ											
at Louisville													
at Wake													

## VIRGINIA CAREER STATISTICS

Year	G-GS	Min/Avg	FG-FGA	Pct.	3FG-A	Pct.	FT-FTA	Pct.	O-D	T	Avg.	Pf-DQ	Ast	TO	Blk	St	Pts	Avg
2015-16	33-1	572/17.3	37-101	.366	0-3	.000	24-32	.750	30-57	87	2.6	69-2	21	43	19	18	98	3.0
2016-17	25-0	243/9.7	12-38	.316	4-12	.333	12-15	.800	8-13	21	0.8	20-1	3	13	2	5	40	1.6
2017-18	12-0	99/8.3	3-13	.231	0-0	.000	2-4	.500	4-1	5	0.4	5-0	6	3	1	0	8	0.7
TOTAL	70-1	914/13.1	52-152	.342	4-15	.267	38-51	.745	42-71	113	1.6	94-3	30	59	22	23	146	2.1

# 3 LAUREN MOSES



**6-2 • Senior • Forward • Mount Holly, N.J. • Rancocas High School**

## AT VIRGINIA

### 2017-18 SEASON

- Became the 34th member of the UVA 1,000 point club with 5:48 remaining in the fourth quarter of the Notre Dame game (2/15)
- Became the eighth player in program history to block 100 shots in her career at Virginia Tech (2/11)
- Changed jersey number to three for senior season, after wearing 21 for her first three years
- Named to the Cavalier Classic all-tournament team after getting a double-double of 13 points and 10 rebounds against Harvard (11/25), her second time earning all-tourney honors at the Cav Classic after also doing so in 2015
- Scored a then-season-high 14 points in the win over Indiana (12/18) only to top it the next game with a 16-point performance against Manhattan (12/21). She started the game against the Jaspers making six of her first seven field goal attempts, scoring her first 14 points in 14 minutes on the floor
- Scored 11 points (going 5-of-7 from the floor) with seven rebounds in the win over Virginia Tech. Had an important and-one and took a crucial charge in the final two minutes (1/21)
- Just missed a double-double with 14 points and 9 rebounds against North Carolina (1/25)

### 2016-17 SEASON

- ACC All-Academic Team
- Named to the South Point Shootout All-Tournament Team after scoring 19 points in the win over Nebraska (11/26)

## 2017-18 GAME-BY-GAME

Opponent	GS	FG-FGA	3FG-3FGA	FT-FTA	Off-Def	Total Reb	PF	Points	A	TO	Blk	Stl	Min
at Miss St	*	1-6	0-0	0-0	1-2	3	1	2	1	0	1	2	18
CENT CONN	*	4-6	0-0	1-2	3-3	6	0	9	2	1	1	3	17
GEORGIA	*	2-4	0-0	1-2	0-0	0	1	5	1	3	0	1	19
at Dayton		3-12	0-0	1-1	3-2	5	1	7	0	2	0	2	27
HAMPTON	*	4-7	0-0	1-2	1-4	5	4	9	0	1	1	2	25
HARVARD	*	4-11	0-0	5-8	6-4	10	2	13	0	1	1	2	28
DUQUESNE	*	1-8	0-0	1-2	5-1	6	0	3	1	0	1	0	23
MARYLAND	*	0-3	0-0	3-4	6-5	11	3	3	2	3	2	1	29
UNCG													
at Rutgers													
vs Ohio		2-2	0-0	3-4	3-2	5	2	7	0	3	1	0	13
vs Indiana		4-8	0-0	6-8	0-0	0	3	14	1	2	1	5	29
MANHATTAN		7-9	0-0	2-2	2-2	4	3	16	0	2	0	1	21
PITT		1-3	0-0	2-2	5-2	7	2	4	0	1	0	2	19
SYRACUSE		2-7	0-1	1-2	1-1	2	2	5	1	3	1	3	20
at NC State		3-6	0-0	3-5	1-2	3	5	9	0	2	0	0	20
CLEMSON		5-8	0-0	1-3	2-1	3	1	11	1	0	0	1	19
at BC		3-7	0-0	0-0	3-0	3	1	6	1	2	0	1	22
at Duke		0-2	0-0	0-0	2-1	3	5	0	1	1	0	0	16
VA TECH		5-7	0-0	1-1	2-5	7	1	11	1	2	0	0	20
UNC		5-13	0-0	4-5	2-7	9	3	14	1	1	0	3	22
at Ga Tech		3-6	0-0	0-0	0-5	5	3	6	0	0	3	1	19
LOUISVILLE		1-4	0-0	0-2	1-2	3	2	2	0	1	0	0	16
at FSU		2-6	0-0	1-2	2-2	4	5	5	1	0	0	1	16
at Va Tech		3-4	0-0	2-2	2-1	3	4	8	1	1	1	0	13
NOTRE DAME		2-6	0-0	5-6	1-3	4	2	9	3	2	1	0	20
MIAMI		1-5	0-0	1-2	2-2	4	3	3	1	1	0	0	16
at Louisville													
at Wake													

## SINGLE GAME BESTS

### POINTS

**Season:** 16 vs Manhattan (12/21)  
**Career:** 27 at Richmond (11/16/16)

### REBOUNDS

**Season:** 11 vs Maryland (11/29)  
**Career:** 15 at Boston College (02/14/16)

### FG MADE

**Season:** 4  
**Career:** 9 (2x) last vs Louisville (1/5/17)

### FG ATTEMPTS

**Season:** 12 at Dayton (11/19)  
**Career:** 17 at Miami (2/9/17)

### FG SHOOTING

**Season:** 7-of-9 vs Manhattan (12/21)  
**Career:** 7-of-8 vs Coppin St (12/28/15)

### FT MADE

**Season:** 6 vs Indiana (12/18)  
**Career:** 8 at Wake Forest (1/10/16)

### FT ATTEMPTS

**Season:** 8 vs Indiana (12/18)  
**Career:** 13 at Wake Forest (1/10/16)

### FT PERCENTAGE

**Season:**  
**Career:** 9-9 at Richmond (11/16)

### ASSISTS

**Season:**  
**Career:** 4 (2x) last at Richmond (11/16/16)

### BLOCKS

**Season:**  
**Career:** 3 (4x)

### STEALS

**Season:** 5 vs Indiana (12/18)  
**Career:** 6 at Duke (2/4/16)

### DOUBLE DOUBLES

**Season:** 1 vs Harvard (11/25)  
**Career:** 9, last vs Harvard (11/25)

## VIRGINIA CAREER STATISTICS

Year	G-GS	Min/Avg	FG-FGA	Pct.	3FG-A	Pct.	FT-FTA	Pct.	O-D	T	Avg.	Pf-DQ	Ast	TO	Blk	St	Pts	Avg
2014-15	31-30	731/23.6	77-183	.421	0-1	.000	35-66	.530	66-111	177	5.7	95-5	26	64	34	26	189	6.1
2015-16	34-34	969/28.5	128-293	.437	0-1	.000	65-115	.565	101-135	236	6.9	104-5	33	72	24	52	321	9.4
2016-17	33-33	874/26.5	134-281	.477	0-0	.000	47-75	.627	67-120	187	5.7	93-3	35	65	28	43	315	9.5
2017-18	25-7	507/20.3	68-160	.425	0-1	.000	45-67	.672	56-59	115	4.6	59-3	20	35	15	31	181	7.2
TOTAL	123-104	3081/25.0	407-917	.444	0-3	.000	192-323	.594	290-425	715	5.8	351-16	114	236	101	152	1006	8.2

# 35 SHAKYNA PAYNE



6-3 • R-Sophomore • Forward • Acworth, Ga. • SW Atlanta Christian Academy

## AT VIRGINIA 2017-18

- Scored her first career points against Central Connecticut (11/12)
- Grabbed three rebounds against CCSU (11/12) and Ohio (12/17)

## 2016-17

- Made her collegiate debut in the South Point Shootout game against Nebraska, playing seven minutes

## 2015-16

- Missed the entire season with a leg injury

## HIGH SCHOOL

- Played four years of varsity basketball, playing three years at Etowah before finishing her senior year at Southwest Atlanta Christian Academy
- Was an honorable mention All-County player in 2011 before earning second-team honors in 2012 and then being named to the first-team in 2013
- 2014 Atlanta Journal Constitution All-State Class A Second Team
- Scored over 1,100 points in her prep career, averaging 12.6 points per game as a junior and 14.2 points with 7.3 rebounds per game her senior season
- Also played two years of varsity volleyball at Etowah as a middle blocker

## 2017-18 GAME-BY-GAME

Opponent	GS	FG-FGA	3FG-3FGA	FT-FTA	Off-Def	Total Reb	PF	Points	A	TO	Blk	Stl	Min
at Miss St		DNP											
CENT CONN		2-2	0-0	0-0	0-3	3	3	4	0	2	0	0	13
GEORGIA		DNP											
at Dayton		DNP											
HAMPTON		DNP											
HARVARD		DNP											
DUQUESNE		DNP											
MARYLAND		DNP											
UNCG		0-1	0-0	0-0	0-0	0	1	0	0	0	0	0	3
at Rutgers		DNP											
vs Ohio		0-1	0-0	1-2	2-1	3	1	1	0	1	0	0	3
vs Indiana		DNP											
MANHATTAN		0-1	0-0	0-0	0-0	0	1	0	0	1	0	1	4
PITT		DNP											
SYRACUSE		DNP											
at NC State		DNP											
CLEMSON		0-1	0-0	0-0	0-0	0	0	0	0	0	0	0	5
at BC		DNP											
at Duke		DNP											
VA TECH		DNP											
UNC		DNP											
at Ga Tech		DNP											
LOUISVILLE		0-0	0-0	0-0	0-0	0	1	0	0	0	0	0	2
at FSU		DNP											
at Va Tech		DNP											
NOTRE DAME		DNP											
MIAMI		DNP											
at Louisville													
at Wake													

## SINGLE GAME BESTS

### POINTS

Season: 4 vs CCSU (11/12)

### REBOUNDS

Season: 3 (2x) last vs Ohio (12/17)

### FG MADE

Season:

### FG ATTEMPTS

Season:

### 3 PT FG MADE

Season:

### 3 PT FG ATTEMPTS

Season:

### FT MADE

Season:

### FT ATTEMPTS

Season:

### ASSISTS

Season:

### BLOCKS

Season:

### STEALS

Season:

## VIRGINIA CAREER STATISTICS

Year	G-GS	Min/Avg	FG-FGA	Pct.	3FG-A	Pct.	FT-FTA	Pct.	O-D	T	Avg.	Pf-DQ	Ast	TO	Blk	St	Pts	Avg
2015-16	INJURED																	
2016-17	5-0	19/3.8	0-4	.000	0-0	.000	0-2	.000	0-2	2	0.4	1-0	0	1	1	0	0	0.0
2017-18	6-0	30/5.0	2-6	.333	0-0	.000	1-2	.500	2-4	6	1.0	7-0	0	4	0	1	5	0.8
TOTAL	11-0	49/4.5	2-10	.200	0-0	.000	1-4	.250	2-6	8	0.7	8-0	0	5	1	1	5	0.5

# 1 BRIANNA TINSLEY



5-7 • Freshman • Guard • Madison, Va. • St. Anne's-Belfield

## AT VIRGINIA 2017-18

- Has started 24 games this season, averaging 20.1 minutes per game
- Made her collegiate debut at Mississippi State, grabbing two rebounds in her first two minutes on the floor. Finished the game with seven points and two rebounds (11/10)
- Made her first career start at Dayton (11/19)
- Scored a season-high 10 points against North Carolina (1/25); followed with eight points and a season-high five rebounds at Georgia Tech (1/28)

## HIGH SCHOOL/CLUB

- Two-time Scrimmage Play area Player of the Year
- Three-time First Team All-Central Virginia Team
- Three-time First Team VISAA Division I All-State
- Four-time All-LIS selection
- Competed in ASSIST Women's 2017 National All-American Senior High School Basketball All Star Game
- Averaged 15.2 points, 3.9 assists, 3.9 steals and 3.4 rebounds per game in her four-year career, averaging 17.8 points her senior season
- Also ran track, 200m Conference/State Champion
- 100m Conference/State Runner Up

## 2017-18 GAME-BY-GAME

Opponent	GS	FG-FGA	3FG-3FGA	FT-FTA	Off-Def	Total Reb	PF	Points	A	TO	Blk	Stl	Min
at Miss St		2-4	1-1	2-2	0-2	2	1	7	1	4	0	0	18
CENT CONN		1-8	1-3	0-0	2-2	4	1	3	3	1	0	0	23
GEORGIA		1-1	1-1	0-0	0-1	1	1	3	1	2	0	1	15
at Dayton	*	0-5	0-1	0-0	0-1	1	0	0	1	0	0	0	11
HAMPTON	*	3-5	0-1	0-0	0-1	1	2	6	0	5	1	1	23
HARVARD	*	0-6	0-5	1-2	0-1	1	0	1	0	0	0	1	17
DUQUESNE	*	1-1	1-1	0-0	0-2	2	2	3	3	1	0	0	19
MARYLAND	*	0-3	0-1	0-0	0-2	2	2	0	2	1	0	2	16
UNCG	*	1-3	0-2	2-4	0-1	1	3	4	3	1	0	1	22
at Rutgers	*	1-2	1-1	2-2	0-1	1	3	5	0	3	0	0	20
vs Ohio	*	1-6	1-4	0-0	0-3	3	1	3	5	3	0	0	28
vs Indiana	*	2-8	1-4	0-0	0-4	4	1	5	4	3	0	0	21
MANHATTAN	*	3-4	1-2	1-2	0-1	1	0	8	2	2	0	1	19
PITT	*	2-5	1-3	0-0	0-1	1	0	5	1	1	0	0	14
SYRACUSE	*	1-5	1-3	2-2	3-0	3	2	5	1	0	0	2	17
at NC State	*	1-2	1-2	2-2	1-0	1	2	5	2	2	0	1	19
CLEMSON	*	2-5	1-3	0-0	0-1	1	1	5	1	1	0	0	23
at BC	*	2-3	0-1	1-1	0-0	0	4	5	1	2	0	0	20
at Duke	*	2-4	2-2	0-0	1-2	3	1	6	3	4	0	1	29
VA TECH	*	1-5	1-3	0-0	0-1	1	1	3	0	1	0	0	22
UNC	*	4-7	2-4	0-0	0-2	2	2	10	3	0	0	1	28
at Ga Tech	*	2-4	1-2	3-4	0-5	5	1	8	1	5	0	0	17
LOUISVILLE	*	1-6	0-4	2-2	0-2	2	1	4	1	6	0	2	27
at FSU	*	1-2	1-2	0-0	0-0	0	0	3	0	1	0	0	10
at Va Tech	*	1-2	0-1	0-0	1-1	2	3	2	0	3	0	0	14
NOTRE DAME	*	1-4	1-1	3-4	0-1	1	4	6	1	1	0	0	22
MIAMI	*	4-6	4-4	1-4	0-1	1	2	13	1	1	0	0	28
at Louisville													
at Wake													

## SINGLE GAME BESTS

### POINTS

Season: 13 vs Miami (2/18)

### REBOUNDS

Season: 5 at Georgia Tech (1/28)

### FG MADE

Season: 4 (2x)

### FG ATTEMPTS

Season: 8 vs Indiana (12/18)

### 3 PT FG MADE

Season: 4 vs Miami (2/18)

### 3 PT FG ATTEMPTS

Season: 5 vs Harvard (11/25)

### 3 PT FG PERCENTAGE

Season: 4-of-4 vs Miami (2/18)

### FT MADE

Season: 2

### FT ATTEMPTS

Season: 4

### ASSISTS

Season: 5 vs Ohio (12/17)

### BLOCKS

Season:

### STEALS

Season:

## VIRGINIA CAREER STATISTICS

Year	G-GS	Min/Avg	FG-FGA	Pct.	3FG-A	Pct.	FT-FTA	Pct.	O-D	T	Avg.	Pf-DQ	Ast	TO	Blk	St	Pts	Avg
2017-18	27-24	542/20.1	41-116	.353	24-62	.387	22-31	.710	8-39	47	1.7	41-0	41	54	1	14	128	4.7

# 4 DOMINIQUE TOUSSAINT



5-9 • Sophomore • Guard • Staten Island, N.Y. • Christ the King

## AT VIRGINIA 2017-18

- Leads the team in scoring
- Ranks fifth in the ACC in assist-to-turnover ratio in conference games (1.5)
- Opened the season by scoring a team-high 17 points at Mississippi State (11/10) and followed with another 17-point game against Central Connecticut (11/12)
- Scored a team-high 18 points against Georgia (11/16)
- Scored five baskets and had six assists in the win over Hampton (11/21)
- Scored 12 points with six rebounds and six assists at Florida State (2/8)
- Flirted with a triple-double against Miami with 18 points, nine rebounds and seven assists while also grabbing four steals (2/18)

## 2016-17

- ACC All-Freshman Team
- Third among ACC freshmen in points per game (9.5)
- Was in the starting lineup for her collegiate debut, scoring 16 points with five rebounds against Middle Tennessee (11/11)
- Was named to the Cavalier Classic All-Tournament Team after scoring a team-high 17 points in the finale against Dayton (12/29)
- Named the ACC Rookie of the Week (Feb. 6) after scoring a team-high 16 points in the Cavaliers' overtime win against Georgia Tech, adding another 10 points against Duke
- Hit the game-tying three-pointer at the buzzer to send the Syracuse game into overtime (1/5)
- Scored career-high 19 points, incl. 12 in OT, in the win over Wake (2/12)
- Led the team in scoring in the upset of No. 4 FSU with 14 points, eight coming in the fourth quarter

## HIGH SCHOOL/CLUB

- 2016 Miss New York Basketball, 2016 Gatorade New York State Girls' Basketball Player of the Year

## 2017-18 GAME-BY-GAME

Opponent	GS	FG-FGA	3FG-3FGA	FT-FTA	Off-Def	Total Reb	PF	Points	A	TO	Blk	Stl	Min
at Miss St	*	5-10	1-3	6-7	2-4	6	4	17	3	8	0	1	24
CENT CONN	*	6-14	3-7	2-2	1-1	2	1	17	3	0	0	3	18
GEORGIA	*	6-18	2-5	4-7	1-2	3	1	18	5	3	0	1	36
at Dayton	*	3-13	1-3	2-2	0-2	2	4	9	4	0	0	1	35
HAMPTON	*	5-11	1-6	3-6	0-3	3	2	14	6	3	0	2	34
HARVARD	*	2-12	1-3	0-0	0-3	3	2	5	2	2	0	0	37
DUQUESNE	*	5-12	1-3	0-0	0-2	2	3	11	2	3	0	0	27
MARYLAND	*	8-18	2-5	0-1	0-2	2	3	18	2	6	0	1	35
UNCG	*	4-7	1-3	2-2	0-4	4	2	11	1	3	0	1	26
at Rutgers	*	0-4	0-1	0-0	0-0	0	2	0	1	1	0	0	9
vs Ohio	*	5-9	3-6	0-0	0-6	6	3	13	5	5	0	2	26
vs Indiana	*	4-10	1-5	3-5	0-3	3	3	12	4	5	0	3	39
MANHATTAN	*	2-5	0-2	1-2	0-4	4	1	5	5	1	0	2	30
PITT	*	4-17	2-8	6-6	0-4	4	1	16	7	1	0	3	36
SYRACUSE	*	3-10	1-5	2-2	0-5	5	4	9	6	3	0	2	32
at NC State	*	4-9	2-5	1-2	0-4	4	5	11	1	1	0	0	20
CLEMSON	*	4-8	2-5	0-0	0-3	3	3	10	5	1	0	1	25
at BC	*	5-8	2-3	0-0	0-2	2	2	12	7	2	0	0	22
at Duke	*	2-8	2-8	0-0	0-0	0	4	6	3	3	0	0	24
VA TECH	*	5-15	2-7	2-2	0-3	3	1	14	3	4	0	1	37
UNC	*	4-6	3-5	2-2	0-4	4	3	13	5	2	0	0	24
at Ga Tech	*	2-5	0-0	0-0	0-3	3	5	4	2	8	1	0	31
LOUISVILLE	*	2-7	0-2	0-2	1-1	2	2	4	2	4	0	1	25
at FSU	*	4-13	1-4	3-4	0-6	6	2	12	6	4	0	2	36
at Va Tech	*	5-17	0-3	5-6	2-3	5	3	15	2	1	0	0	33
NOTRE DAME	*	5-13	1-5	0-0	0-2	2	3	11	1	2	0	1	33
MIAMI	*	6-15	2-7	4-6	1-8	9	3	18	7	2	1	4	37
at Louisville													
at Wake													

## SINGLE GAME BESTS

### POINTS

Season: 18 (3x) last vs Miami (2/18)  
Career: 19 vs Wake Forest (2/12/17)

### REBOUNDS

Season: 6 vs CCSU (11/12)  
Career: 9 at Richmond (11/16/16)

### FG MADE

Season: 8 vs Maryland (11/29)  
Career: 8 vs Maryland (11/29/18)

### FG ATTEMPTS

Season: 18 (2x)  
Career: 18 (2x)

### 3 PT FG MADE

Season: 3 (several)  
Career:

### 3 PT FG ATTEMPTS

Season: 8 vs Pitt (12/28)  
Career: 8 (2x)

### FT MADE

Season: 6 (2x) last vs Pitt (12/28)  
Career: 6 (2x)

### FT ATTEMPTS

Season: 8 (several)  
Career: 8 (several)

### FT PERCENTAGE

Season: 6-6 vs Pitt (12/28)  
Career: 6-6 vs Pitt (12/28/17)

### ASSISTS

Season: 7 (3x) last vs Miami (2/18)  
Career: 7 (3x) last vs Miami (2/18/18)

### BLOCKS

Season:  
Career: 2

### STEALS

Season: 4 vs Miami (2/18)  
Career: 4 (2x) last vs Miami (2/18)

## VIRGINIA CAREER STATISTICS

Year	G-GS	Min/Avg	FG-FGA	Pct.	3FG-A	Pct.	FT-FTA	Pct.	O-D	T	Avg.	Pf-DQ	Ast	TO	Blk	St	Pts	Avg
2016-17	31-30	808/26.1	113-288	.392	25-82	.305	44-59	.746	19-82	101	3.3	77-2	74	96	4	42	295	9.5
2017-18	27-26	791/29.3	110-294	.374	37-119	.311	48-66	.727	8-84	92	3.4	72-2	100	78	2	32	305	11.3
TOTAL	58-56	1599/27.6	223-582	.383	62-201	.308	92-125	.736	27-166	193	3.3	149-4	174	174	6	74	600	10.3

# 13 JOCELYN WILLOUGHBY



6-0 • Sophomore • Forward/Guard • East Orange, N.J. • Newark Academy

## AT VIRGINIA 2017-18

- Leads the ACC in free throw percentage in conference games (31-of-35, 88.6 percent)
- Scored a team-high 19 points in the win over Central Connecticut and followed that with a 17-point performance against Georgia (11/16)
- Scored 11 points in 22 minutes against UNCG, going 5-of-7 from the field (12/2)
- Led team with 14 points at Rutgers (12/4)
- Scored 18 points on 7-of-9 shooting with 11 rebounds for her first double-double of the season at BC (1/11); followed that with a second straight double-double at Duke with 11 points and 10 rebounds
- Scored eight points with 10 rebounds (including six o-boards) at FSU (2/8)

## 2016-17

- ACC All-Freshman Team; ACC All-Academic Team
- Second among ACC freshmen in rebounding (6.2 per game) and leads the conference rookies in steals per game (1.7 per game, 55 overall)
- Third among ACC freshmen in scoring at 9.2 points per game
- Became the first freshman to lead UVA in rebounding since Brandi Teamer in 2002 and the first freshman guard to do so since Chrissy Reese in 1980
- Only player on the 2016-17 team to have two 20-point games in the season

## HIGH SCHOOL/CLUB

- 2016 Gatorade New Jersey Girl's Basketball Player of the Year

## SINGLE GAME BESTS

### POINTS

Season: 19 vs CCSU (11/12)  
Career: 25 at Saint Joseph's (3/17/17)

### REBOUNDS

Season: 11 at BC (1/11)  
Career: 11 (2x) last at BC (1/11)

### FG MADE

Season: 8 vs CCSU (11/12)  
Career: 10 at Saint Joseph's (3/17/17)

### FG ATTEMPTS

Season: 14 at Rutgers (12/4)  
Career: 14 (2x) last at Rutgers (12/4/17)

### 3 PT FG MADE

Season: 2

### 3 PT FG ATTEMPTS

Season: 4

### FT MADE

Season: 6 at NC State (1/4)  
Career: 12 vs Dayton (12/29/16)

### FT ATTEMPTS

Season: 6 at NC State (1/4)  
Career: 14 vs Dayton (12/29/16)

### FT PERCENTAGE

Season: 6-6 at NC State (1/4)  
Career: 12-of-14 (.857) vs Dayton (12/29/16)

### ASSISTS

Season:  
Career: 4 at Notre Dame (1/29/17)

### BLOCKS

Season:  
Career: 3 vs UMBC (12/28/16)

### STEALS

Season:  
Career: 6 at Georgia (12/19/16)

### DOUBLE DOUBLES

Season: 2 last at Duke (1/14)  
Career: 4 last at Duke (1/14/18)

## 2017-18 GAME-BY-GAME:

Opponent	GS	FG-FGA	3FG-3FGA	FT-FTA	Off-Def	Total Reb	PF	Points	A	TO	Blk	Stl	Min
at Miss St	*	3-4	0-0	0-0	0-6	6	4	6	0	1	0	1	20
CENT CONN	*	8-13	1-1	2-3	1-3	4	0	19	2	1	0	1	21
GEORGIA	*	6-10	1-1	4-5	0-2	2	5	17	0	2	1	2	33
at Dayton	*	4-13	1-3	0-0	3-2	5	4	9	1	5	0	5	31
HAMPTON	*	6-9	1-1	2-2	2-4	6	5	15	0	1	0	1	30
HARVARD	*	4-11	2-4	2-4	7-1	8	3	12	1	4	1	2	37
DUQUESNE	*	3-10	0-1	0-0	0-4	4	5	6	2	2	0	2	30
MARYLAND	*	4-10	0-0	0-0	1-6	7	3	8	1	3	0	3	34
UNCG	*	5-7	1-1	0-0	0-2	2	3	11	1	0	0	0	22
at Rutgers	*	5-14	2-4	2-2	0-2	2	2	14	1	3	0	1	38
vs Ohio	*	3-6	0-1	2-2	0-2	2	4	8	1	2	0	0	29
vs Indiana	*	3-6	0-1	2-2	0-2	2	4	8	1	2	0	0	29
MANHATTAN	*	3-8	0-0	0-0	2-2	4	2	6	1	1	0	1	20
PITT	*	0-5	0-0	4-6	3-6	9	1	4	0	3	0	2	31
SYRACUSE	*	2-6	1-2	3-4	1-0	1	2	8	0	3	0	4	29
at NC State	*	2-7	0-2	6-6	0-3	3	3	10	2	1	0	2	31
CLEMSON	*	5-9	2-3	4-4	0-5	5	1	16	0	3	0	1	28
at BC	*	7-9	2-3	2-2	1-10	11	3	18	3	1	0	0	32
at Duke	*	4-11	3-5	0-0	1-9	10	1	11	1	3	1	0	37
VA TECH	*	3-6	0-1	4-4	0-8	8	4	10	0	1	0	2	31
UNC	*	4-12	0-3	1-1	1-3	4	1	9	2	1	0	3	29
at Ga Tech	*	1-2	0-0	4-4	0-3	3	2	6	1	3	1	2	30
LOUISVILLE	*	3-8	0-0	0-0	2-2	4	3	6	1	1	0	0	19
at FSU	*	3-11	0-1	2-2	6-4	10	4	8	2	3	0	0	30
at Va Tech	*	5-9	2-3	1-2	1-3	4	3	13	4	1	0	2	31
NOTRE DAME	*	2-7	1-1	0-0	2-3	5	1	5	0	2	0	1	29
MIAMI	*	2-8	2-4	0-0	5-3	8	5	6	0	1	1	1	31
at Louisville													
at Wake													

## VIRGINIA CAREER STATISTICS

Year	G-GS	Min/Avg	FG-FGA	Pct.	3FG-A	Pct.	FT-FTA	Pct.	O-D	T	Avg.	Pf-DQ	Ast	TO	Blk	St	Pts	Avg
2016-17	33-33	987/29.9	109-288	.378	8-39	.205	98-132	.742	71-133	204	6.2	110-8	55	94	13	55	324	9.8
2017-18	27-26	791/29.3	110-294	.374	37-119	.311	48-66	.727	8-84	92	3.4	72-2	100	78	2	32	305	11.3
TOTAL	58-56	1599/27.6	223-582	.383	62-201	.308	92-125	.736	27-166	193	3.3	149-4	174	174	6	74	600	10.3



**2017-18 Virginia Women's Basketball  
Virginia Combined Team Statistics (as of Feb 18, 2018)  
All games**

<b>RECORD:</b>	<b>OVERALL</b>	<b>HOME</b>	<b>AWAY</b>	<b>NEUTRAL</b>
ALL GAMES	16-11	10-6	4-5	2-0
CONFERENCE	9-5	5-3	4-2	0-0
NON-CONFERENCE	7-6	5-3	0-3	2-0

#	Player	gp-gs	min	Total		3-Point		F-Throw		Rebounds					pf	dq	a	to	blk	stl	pts	avg
				fg-fga	fg%	3fg-fga	3fg%	ft-fa	ft%	off	def	tot	avg									
04	Dominique Toussaint	27-26	791	29.3	110-294	.374	37-119	.311	48-66	.727	8	84	92	3.4	72	2	100	78	2	32	305	11.3
23	Aliyah Huland El	27-22	731	27.1	101-239	.423	34-98	.347	41-49	.837	33	60	93	3.4	57	0	39	51	24	24	277	10.3
10	J'Kyra Brown	27-4	764	28.3	92-225	.409	47-124	.379	41-58	.707	14	89	103	3.8	47	1	63	67	3	23	272	10.1
13	Jocelyn Willoughby	27-27	786	29.1	99-228	.434	22-45	.489	45-53	.849	39	101	140	5.2	74	4	29	52	5	39	265	9.8
30	Felicia Aiyeotan	27-23	615	22.8	93-180	.517	0-0	.000	21-41	.512	68	135	203	7.5	37	0	20	49	61	6	207	7.7
03	Lauren Moses	25-7	507	20.3	68-160	.425	0-1	.000	45-67	.672	56	59	115	4.6	59	3	20	35	15	31	181	7.2
01	Brianna Tinsley	27-24	542	20.1	41-116	.353	24-62	.387	22-31	.710	8	39	47	1.7	41	0	41	54	1	14	128	4.7
14	Lisa Jablonowski	27-2	481	17.8	27-60	.450	3-14	.214	5-12	.417	28	55	83	3.1	27	0	33	27	6	15	62	2.3
02	Jae'Lisa Allen	6-0	44	7.3	4-9	.444	0-0	.000	1-2	.500	2	3	5	0.8	4	0	2	2	1	2	9	1.5
05	Khyasia Caldwell	13-0	35	2.7	5-11	.455	1-2	.500	2-4	.500	1	1	2	0.2	13	0	1	2	0	1	13	1.0
35	Shakyna Payne	6-0	30	5.0	2-6	.333	0-0	.000	1-2	.500	2	4	6	1.0	7	0	0	4	0	1	5	0.8
32	Mone Jones	12-0	99	8.3	3-13	.231	0-0	.000	2-4	.500	4	1	5	0.4	5	0	6	3	1	0	8	0.7
Team											50	60	110				9					
Total.....		27	5425		645-1541	.419	168-465	.361	274-389	.704	313	691	1004	37.2	443	10	354	433	119	188	1732	64.1
Opponents.....		27	5425		601-1571	.383	173-566	.306	284-406	.700	334	627	961	35.6	433	-	311	412	72	219	1659	61.4

<b>TEAM STATISTICS</b>	<b>VA</b>	<b>OPP</b>	<b>Date</b>	<b>Opponent</b>	<b>Score</b>	<b>Att.</b>
SCORING	1732	1659	11/10/17	at Mississippi State	L 53-68	6811
Points per game	64.1	61.4	11/12/17	CENTRAL CONNECTICUT	w 103-59	3306
Scoring margin	+2.7	-	11/16/17	GEORGIA	L 61-64	3170
FIELD GOALS-ATT	645-1541	601-1571	11/19/17	at Dayton	L 46-61	1866
Field goal pct	.419	.383	11/21/17	HAMPTON	w 66-62	2546
3 POINT FG-ATT	168-465	173-566	11/25/17	HARVARD	w 50-48	2838
3-point FG pct	.361	.306	11/26/17	DUQUESNE	L 63-74	2846
3-pt FG made per game	6.2	6.4	11/29/17	MARYLAND	L 59-60	3082
FREE THROWS-ATT	274-389	284-406	12/02/17	UNCG	w 68-50	2642
Free throw pct	.704	.700	12/2/17	at Rutgers	L 43-52	1368
F-Throws made per game	10.1	10.5	12/17/17	vs Ohio	w 77-59	200
REBOUNDS	1004	961	12/18/17	vs Indiana	Wot 82-72	150
Rebounds per game	37.2	35.6	12/21/17	MANHATTAN	w 69-47	2383
Rebounding margin	+1.6	-	* 12/28/17	PITTSBURGH	w 62-50	2822
ASSISTS	354	311	* 12/31/17	SYRACUSE	w 68-63	2979
Assists per game	13.1	11.5	* 1/4/18	at NC State	w 73-63	1801
TURNOVERS	433	412	* 01/07/18	CLEMSON	w 70-41	3995
Turnovers per game	16.0	15.3	* 1/11/18	at Boston College	w 68-57	1065
Turnover margin	-0.8	-	* 1-14-18	at #16/18 Duke	L 48-55	3856
Assist/turnover ratio	0.8	0.8	* 01/21/18	VIRGINIA TECH	w 61-52	4212
STEALS	188	219	* 01/25/18	NORTH CAROLINA	w 82-70	2971
Steals per game	7.0	8.1	* 1/28/18	at Georgia Tech	w 62-56	1601
BLOCKS	119	72	* 02/01/18	LOUISVILLE	L 41-77	2877
Blocks per game	4.4	2.7	* 02/08/18	at Florida State	L 62-77	2843
ATTENDANCE	49597	24294	* 02/11/18	at Virginia Tech	w 64-62	2733
Home games-Avg/Game	16-3100	9-2660	* 02/15/18	NOTRE DAME	L 69-83	3038
Neutral site-Avg/Game	-	2-175	* 02/18/18	MIAMI	L 62-77	3890

<b>Score by Periods</b>	<b>1st</b>	<b>2nd</b>	<b>3rd</b>	<b>4th</b>	<b>OT</b>	<b>Totals</b>
Virginia	447	432	396	440	17	1732
Opponents	414	387	418	433	7	1659

\* - Conference game

**2017-18 Virginia Women's Basketball  
Virginia Combined Team Statistics (as of Feb 18, 2018)  
Conference games only**

<b>RECORD:</b>	<b>OVERALL</b>	<b>HOME</b>	<b>AWAY</b>	<b>NEUTRAL</b>
ALL GAMES	9-5	5-3	4-2	0-0
CONFERENCE	9-5	5-3	4-2	0-0
NON-CONFERENCE	0-0	0-0	0-0	0-0

#	Player	gp-gs	min	Total		3-Point		F-Throw		Rebounds				pf	dq	a	to	blk	stl	pts	avg	
				fg-fga	fg%	3fg-fga	3fg%	ft-fa	ft%	off	def	tot	avg									
04	Dominique Toussaint	14-14	415	29.6	55-151	.364	20-67	.299	25-32	.781	4	48	52	3.7	41	2	57	38	2	15	155	11.1
23	Aliyah Huland El	14-13	409	29.2	55-138	.399	16-54	.296	24-28	.857	17	31	48	3.4	28	0	19	24	12	12	150	10.7
10	J'Kyra Brown	14-0	387	27.6	48-121	.397	23-64	.359	23-33	.697	7	43	50	3.6	22	0	31	34	2	14	142	10.1
13	Jocelyn Willoughby	14-14	418	29.9	43-110	.391	13-28	.464	31-35	.886	23	62	85	6.1	34	1	16	27	3	20	130	9.3
30	Felicia Aiyeotan	14-14	329	23.5	54-98	.551	0-0	.000	9-17	.529	35	71	106	7.6	16	0	11	25	27	4	117	8.4
03	Lauren Moses	14-0	258	18.4	36-84	.429	0-1	.000	21-32	.656	26	34	60	4.3	39	3	12	17	6	12	93	6.6
01	Brianna Tinsley	14-14	290	20.7	25-60	.417	16-35	.457	14-19	.737	6	17	23	1.6	24	0	16	28	0	7	80	5.7
14	Lisa Jablonowski	14-1	224	16.0	10-25	.400	1-7	.143	0-2	.000	9	26	35	2.5	10	0	17	16	5	8	21	1.5
05	Khyasia Caldwell	4-0	11	2.8	1-2	.500	0-0	.000	0-0	.000	0	0	0	0.0	5	0	0	1	0	0	2	0.5
32	Mone Jones	8-0	52	6.5	0-5	.000	0-0	.000	2-4	.500	3	1	4	0.5	0	0	1	0	1	0	2	0.3
35	Shakyna Payne	2-0	7	3.5	0-1	.000	0-0	.000	0-0	.000	0	0	0	0.0	1	0	0	0	0	0	0	0.0
<b>Team</b>											<b>25</b>	<b>32</b>	<b>57</b>				<b>7</b>					
Total.....		14	2800		327-795	.411	89-256	.348	149-202	.738	155	365	520	37.1	220	6	180	217	58	92	892	63.7
Opponents.....		14	2800		328-826	.397	83-260	.319	144-213	.676	164	333	497	35.5	224	-	163	193	32	109	883	63.1

<b>TEAM STATISTICS</b>	<b>VA</b>	<b>OPP</b>	<b>Date</b>	<b>Opponent</b>	<b>Score</b>	<b>Att.</b>
SCORING	892	883	* 12/28/17	PITTSBURGH	w 62-50	2822
Points per game	63.7	63.1	* 12/31/17	SYRACUSE	w 68-63	2979
Scoring margin	+0.6	-	* 1/4/18	at NC State	w 73-63	1801
FIELD GOALS-ATT	327-795	328-826	* 01/07/18	CLEMSON	w 70-41	3995
Field goal pct	.411	.397	* 1/11/18	at Boston College	w 68-57	1065
3 POINT FG-ATT	89-256	83-260	* 1-14-18	at #16/18 Duke	L 48-55	3856
3-point FG pct	.348	.319	* 01/21/18	VIRGINIA TECH	w 61-52	4212
3-pt FG made per game	6.4	5.9	* 01/25/18	NORTH CAROLINA	w 82-70	2971
FREE THROWS-ATT	149-202	144-213	* 1/28/18	at Georgia Tech	w 62-56	1601
Free throw pct	.738	.676	* 02/01/18	LOUISVILLE	L 41-77	2877
F-Throws made per game	10.6	10.3	* 02/08/18	at Florida State	L 62-77	2843
REBOUNDS	520	497	* 02/11/18	at Virginia Tech	w 64-62	2733
Rebounds per game	37.1	35.5	* 02/15/18	NOTRE DAME	L 69-83	3038
Rebounding margin	+1.6	-	* 02/18/18	MIAMI	L 62-77	3890
ASSISTS	180	163				
Assists per game	12.9	11.6				
TURNOVERS	217	193				
Turnovers per game	15.5	13.8				
Turnover margin	-1.7	-				
Assist/turnover ratio	0.8	0.8				
STEALS	92	109				
Steals per game	6.6	7.8				
BLOCKS	58	32				
Blocks per game	4.1	2.3				
ATTENDANCE	26784	13899				
Home games-Avg/Game	8-3348	6-2316				
Neutral site-Avg/Game	-	0-0				

\* - Conference game

<b>Score by Periods</b>	<b>1st</b>	<b>2nd</b>	<b>3rd</b>	<b>4th</b>	<b>Totals</b>
Virginia	239	221	218	214	892
Opponents	223	202	231	227	883

**Official Basketball Box Score -- Game Totals -- Final Statistics**  
**Virginia vs Mississippi State**  
**11/10/17 8:20 p.m. at Starkville, Miss. (Humphrey Coliseum)**

**Virginia 53 • 0-1**

#	Player	Total		3-Ptr		Rebounds			PF	TP	A	TO	Blk	Stl	Min	
		FG	FGA	FG	FGA	FT	FTA	Off								Def
03	Lauren Moses	f	1-6	0-0	0-0	1	2	3	1	2	1	2	0	1	2	18
30	Felicia Aiyetotan	c	1-2	0-0	2-4	2	5	7	1	4	0	2	0	4	0	29
04	Dominique Toussaint	g	5-10	1-3	6-7	2	4	6	4	17	3	8	0	1	24	
10	J'Kyra Brown	g	2-8	0-2	0-0	0	4	4	4	4	0	6	0	1	32	
13	Jocelyn Willoughby	g	3-4	0-0	0-0	0	6	6	4	6	0	1	0	1	20	
01	Bianna Tinsley	g	2-4	1-1	2-2	0	2	2	1	7	1	4	0	0	18	
05	Khyasia Caldwell	g	1-2	0-0	0-0	0	0	0	0	2	0	0	0	1	2	
14	Lisa Jablonowski	g	2-3	1-1	0-0	0	3	3	4	5	0	1	0	0	17	
23	Alyah Huland El	g	2-6	0-2	2-2	0	0	0	2	6	0	0	0	0	21	
32	Mone Jones	g	0-3	0-0	0-0	0	0	0	1	0	2	1	0	0	19	
	Team					2	1	3								
<b>Totals</b>			<b>19-48</b>	<b>3-9</b>	<b>12-15</b>	<b>7</b>	<b>27</b>	<b>34</b>	<b>22</b>	<b>53</b>	<b>7</b>	<b>23</b>	<b>5</b>	<b>6</b>	<b>200</b>	

1st - FG %:	4-15	26.7%	2nd:	5-14	35.7%	3rd:	4-9	44.4%	4th:	6-10	60.0%	Game:	19-48	39.6%	Deadball	
3FG %:	0-3	0.0%		1-2	50.0%		2-4	50.0%		0-0	0.0%		3-9	33.3%	Rebounds	
FT %:	2-2	100.0%		2-4	50.0%		4-4	100.0%		4-5	80.0%		12-15	80.0%		3

**Mississippi State 68 • 1-0**

#	Player	Total		3-Ptr		Rebounds			PF	TP	A	TO	Blk	Stl	Min
		FG	FGA	FG	FGA	FT	FTA	Off							
15	Teaira McCowan	c	3-10	0-0	1-2	4	6	10	3	7	1	4	2	1	30
01	Blair Schaefer	g	0-5	0-4	0-0	1	0	1	2	0	2	1	0	1	18
02	Morgan William	g	1-4	0-1	0-0	1	5	6	3	2	8	0	0	2	29
11	Roshunda Johnson	g	6-15	4-10	2-3	0	0	0	3	18	2	3	1	3	28
35	Victoria Vivians	g	8-15	3-9	3-3	2	5	7	3	22	2	4	1	1	37
04	Amesha Williams	g	2-5	0-0	0-0	1	4	5	1	4	0	2	2	3	15
10	Jazzmun Holmes	g	0-1	0-0	2-2	0	0	0	2	2	2	2	3	11	
20	Nyah Tate	g	0-0	0-0	0-0	0	0	0	0	0	0	0	0	0	1
21	Jonika Garvin	g	0-0	0-0	0-0	0	0	0	0	0	0	0	0	0	1
23	Bre'Amber Scott	g	0-0	0-0	0-0	0	0	0	0	0	0	1	0	0	1
55	Chloe Bibby	g	5-8	2-3	1-1	2	1	3	1	13	0	1	0	0	29
	Team					2	1	3							
<b>Totals</b>			<b>25-63</b>	<b>9-27</b>	<b>9-11</b>	<b>13</b>	<b>22</b>	<b>35</b>	<b>18</b>	<b>68</b>	<b>16</b>	<b>17</b>	<b>8</b>	<b>14</b>	<b>200</b>

1st - FG %:	4-13	30.8%	2nd:	7-21	33.3%	3rd:	8-15	53.3%	4th:	6-14	42.9%	Game:	25-63	39.7%	Deadball	
3FG %:	2-6	33.3%		1-9	11.1%		5-8	62.5%		1-4	25.0%		9-27	33.3%	Rebounds	
FT %:	4-4	100.0%		4-5	80.0%		0-0	0.0%		1-2	50.0%		9-11	81.8%		0

Officials: Dee Kantner, Mark Zentz, Carla Fountain  
 Technical fouls: Virginia-None, Mississippi State-None.  
 Attendance: 6811

Score by periods	1st	2nd	3rd	4th	Total
Virginia	10	13	14	16	53
Mississippi State	14	19	21	14	68

Last FG - VA 4th-00:22, MS 4th-01:21.  
 Largest lead - VA by 2 1st-09:34, MS by 22 4th-07:34.  
 VA led for 02:43, MS led for 36:06. Game was tied for 01:11.

Points	In	Off	2nd	Fast	Bench
VA	Paint	T/O	Chance	Break	
26	7	5	10	20	
MS	26	26	9	8	19

**Official Basketball Box Score -- Game Totals -- Final Statistics**  
**Central Connecticut vs Virginia**  
**11/12/17 2 p.m. at Charlottesville, Va.**

**Central Connecticut 59 • 0-2**

#	Player	Total		3-Ptr		Rebounds			PF	TP	A	TO	Blk	Stl	Min
		FG	FGA	FG	FGA	FT	FTA	Off							
10	Andi Lydon	f	1-5	0-4	1-2	2	2	4	4	3	1	0	0	0	24
33	Ashley Berube	c	0-5	0-0	1-2	0	6	6	1	1	1	3	1	0	24
04	Kiana Patterson	g	6-9	5-7	2-3	0	2	2	19	4	5	0	0	27	
12	Sydney Hines	g	3-10	1-7	2-2	0	0	0	9	0	2	0	0	19	
42	Morgan Johnson	g	2-6	2-6	2-2	1	3	4	1	8	0	2	0	0	26
02	Taylor Goode	g	2-4	1-2	0-0	2	2	2	1	5	0	2	0	1	11
14	Ashley Forker	g	1-3	1-3	1-2	1	2	3	0	4	0	3	0	0	17
15	Emma McCamus	g	1-2	0-1	0-0	0	0	0	2	1	0	0	0	1	7
22	Ashley Chin	g	0-2	0-1	0-0	0	2	2	0	2	0	0	0	0	15
23	Bianna Jacobs	g	1-6	0-1	0-0	2	2	4	2	2	0	0	0	0	12
25	Denisha Gardener	g	0-2	0-0	6-10	4	2	6	1	6	0	2	0	0	13
32	Tiffany Sticklein	g	0-1	0-1	0-0	0	0	0	0	0	0	0	0	0	5
	Team					2	2	4							
<b>Totals</b>			<b>17-55</b>	<b>10-33</b>	<b>15-23</b>	<b>14</b>	<b>21</b>	<b>35</b>	<b>14</b>	<b>59</b>	<b>11</b>	<b>22</b>	<b>1</b>	<b>2</b>	<b>200</b>

1st - FG %:	5-20	25.0%	2nd:	6-12	50.0%	3rd:	1-11	9.1%	4th:	5-12	41.7%	Game:	17-55	30.9%	Deadball	
3FG %:	2-9	22.2%		5-8	62.5%		1-7	14.3%		2-3	22.2%		10-33	30.3%	Rebounds	
FT %:	1-2	50.0%		4-6	66.7%		4-6	66.7%		6-9	66.7%		15-23	65.2%		4

**Virginia 103 • 1-1**

#	Player	Total		3-Ptr		Rebounds			PF	TP	A	TO	Blk	Stl	Min
		FG	FGA	FG	FGA	FT	FTA	Off							
03	Lauren Moses	f	4-6	0-0	1-2	3	3	6	0	9	2	1	1	3	17
30	Felicia Aiyetotan	c	6-11	0-0	0-2	6	4	10	3	12	0	0	1	1	18
04	Dominique Toussaint	g	6-14	3-7	2-2	1	1	2	17	3	0	0	3	18	
10	J'Kyra Brown	g	3-6	1-4	1-2	0	4	4	0	8	2	3	0	1	15
13	Jocelyn Willoughby	g	8-13	1-1	2-3	1	3	4	0	19	2	1	0	21	
01	Bianna Tinsley	g	1-8	1-3	0-0	2	2	4	1	3	1	0	0	23	
02	Jae'Lisa Allen	g	1-2	0-0	1-2	2	2	1	3	1	0	1	0	15	
05	Khyasia Caldwell	g	2-3	1-2	0-2	1	1	2	3	5	1	0	0	9	
14	Lisa Jablonowski	g	2-3	0-0	0-0	3	3	6	0	4	1	0	0	18	
23	Alyah Huland El	g	5-6	1-1	2-2	0	1	1	13	2	1	1	3	17	
32	Mone Jones	g	3-4	0-0	0-0	0	0	0	4	6	2	0	0	16	
35	Shakyna Payne	g	2-2	0-0	0-0	0	3	3	3	4	0	2	0	0	13
	Team					0	3	3							
<b>Totals</b>			<b>43-78</b>	<b>8-18</b>	<b>9-17</b>	<b>19</b>	<b>28</b>	<b>47</b>	<b>17</b>	<b>103</b>	<b>19</b>	<b>9</b>	<b>4</b>	<b>13</b>	<b>200</b>

1st - FG %:	14-23	60.9%	2nd:	12-19	63.2%	3rd:	9-20	45.0%	4th:	8-16	50.0%	Game:	43-78	55.1%	Deadball	
3FG %:	2-4	50.0%		4-8	50.0%		0-3	0.0%		2-3	66.7%		8-18	44.4%	Rebounds	
FT %:	2-3	66.7%		3-7	42.9%		4-5	80.0%		0-2	0.0%		9-17	52.9%		3

Officials: Billy Smith, Mark Resch, Dawn Marsh  
 Technical fouls: Central Connecticut-None, Virginia-None.  
 Attendance: 3306

Score by periods	1st	2nd	3rd	4th	Total
Central Connecticut	13	21	7	18	59
Virginia	32	31	22	18	103

Last FG - CCSU 4th-01:20, VA 4th-02:34.  
 Largest lead - CCSU None, VA by 51 4th-06:32.  
 CCSU led for 00:00, VA led for 39:52. Game was tied for 00:08.

Points	In	Off	2nd	Fast	Bench
CCSU	Paint	T/O	Chance	Break	
4	6	13	2	19	
VA	46	32	20	10	38

**Official Basketball Box Score -- Game Totals -- Final Statistics**  
**Georgia vs Virginia**  
**11/16/17 7 p.m. at JPJ Arena, Charlottesville, Va.**

**Georgia 64 • 2-0**

#	Player	Total		3-Ptr		Rebounds			PF	TP	A	TO	Blk	Stl	Min
		FG	FGA	FG	FGA	FT	FTA	Off							
04	ROBINSON, Caliya	f	7-13	1-3	0-0	2	7	9	4	15	2	4	1	2	28
03	ENGLEAM, Mackenzie	f	6-12	1-3	0-0	3	2	5	3	13	2	2	3	2	

**Official Basketball Box Score -- Game Totals -- Final Statistics  
Hampton vs Virginia  
11/21/17 7 p.m. at JPJ Arena, Charlottesville, Va.**
**Hampton 62 • 1-2**

#	Player	Total			Rebounds			PF	TP	A	TO	Blk	Stl	Min
		FG-FGA	3-Ptr	FT-FTA	Off	Def	Tot							
04	BROWN, Jephany	f 1-5	1-4	2-2	0	1	1	2	5	0	0	0	1	16
21	SAYLE, Mikayla	f 3-8	0-0	1-2	2	3	5	1	7	0	0	0	0	30
01	JAMES, DeJane	g 4-12	2-5	3-5	5	1	6	1	13	4	4	0	1	36
02	FINNEY-SMITH, Monna	g 6-14	5-11	0-0	3	6	9	3	17	2	1	1	0	40
03	STARR, Allina	g 3-11	1-2	2-4	4	3	7	3	9	2	1	0	3	40
10	WILLIS, K'lynn	g 2-6	2-5	0-0	0	2	2	4	6	3	4	0	2	17
14	BATES, Ashley	g 2-5	0-1	1-2	2	1	3	0	5	0	2	0	2	21
<b>Team</b>					4	3	7			1				
<b>Totals</b>		<b>21-61</b>	<b>11-28</b>	<b>9-15</b>	<b>20</b>	<b>20</b>	<b>40</b>	<b>14</b>	<b>62</b>	<b>11</b>	<b>13</b>	<b>1</b>	<b>9</b>	<b>200</b>

**Virginia 66 • 2-3**

#	Player	Total			Rebounds			PF	TP	A	TO	Blk	Stl	Min
		FG-FGA	3-Ptr	FT-FTA	Off	Def	Tot							
03	Lauren Moses	f 4-7	0-0	1-2	1	4	5	4	9	0	1	1	2	25
01	Brianna Tinsley	g 3-5	0-1	0-0	0	1	1	2	6	0	5	1	1	23
04	Dominique Toussaint	g 5-11	1-6	3-6	0	3	3	2	14	6	3	0	2	34
13	Jocelyn Willoughby	g 6-9	1-1	2-2	2	4	6	5	15	0	1	0	1	30
23	Aliyah Huland El	g 3-9	2-3	2-2	0	2	2	1	10	2	1	1	2	29
10	J'Kyra Brown	g 2-6	2-5	0-0	0	3	3	0	6	2	1	0	0	24
14	Lisa Jablonowski	g 2-3	0-0	0-0	0	3	3	1	4	1	0	0	2	20
30	Felicia Aiyetotan	g 1-2	0-0	0-0	0	3	3	3	2	0	1	3	0	15
<b>Team</b>					5	1	6							
<b>Totals</b>		<b>26-52</b>	<b>6-16</b>	<b>8-12</b>	<b>8</b>	<b>24</b>	<b>32</b>	<b>18</b>	<b>66</b>	<b>11</b>	<b>13</b>	<b>6</b>	<b>10</b>	<b>200</b>

Officials: Bryan Enterline, Edward Sidlasky, Angel Stanton  
Technical fouls: Hampton-None. Virginia-None.  
Attendance: 2546  
UVA: 13 fouled out at 3:47 (IV)

Score by periods	1st	2nd	3rd	4th	Total
Hampton	14	12	22	14	62
Virginia	16	20	16	14	66

Last FG - HAMW 4th-00:17, VA 4th-00:37.  
Largest lead - HAMW by 3 1st-09:08, VA by 15 2nd-03:05.  
HAMW led for 04:02. VA led for 33:37. Game was tied for 02:21.

Points	In	Off	2nd	Fast	Bench
HAMW	18	19	10	4	11
VA	34	17	4	4	12

**Official Basketball Box Score -- Game Totals -- Final Statistics  
Harvard vs Virginia  
11/25/17 2:00 pm at JPJ Arena, Charlottesville, Va.**
**Harvard 48 • 3-3**

#	Player	Total			Rebounds			PF	TP	A	TO	Blk	Stl	Min
		FG-FGA	3-Ptr	FT-FTA	Off	Def	Tot							
13	Boehm, Jeannie	f 4-7	0-0	0-0	0	0	0	5	8	0	2	4	1	28
03	Benzan, Katie	g 4-7	3-6	0-0	0	7	7	1	11	2	3	0	2	35
11	Porter, Kirby	g 0-2	0-1	0-0	0	3	3	0	0	2	2	0	0	15
20	Raster, Madeline	g 4-10	1-4	2-2	0	4	4	1	11	2	2	0	1	36
31	Rooks, Taylor	g 3-8	0-0	2-2	1	2	3	3	8	1	2	1	0	26
00	Redford, Nani	g 1-2	0-1	2-4	1	2	3	0	4	0	1	0	0	8
14	Barta, Mackenzie	g 0-1	0-1	0-0	0	0	0	1	0	0	0	0	0	3
21	Tworek, Grace	g 1-2	0-1	0-0	1	0	1	0	2	0	0	0	0	7
22	Stuhreyer, Maddie	g 0-1	0-0	0-0	0	0	0	2	0	0	0	1	0	6
24	Bush, Jady	g 1-3	0-0	0-0	3	2	5	3	2	0	2	0	1	13
25	Skinner, Sydney	g 0-4	0-2	2-2	0	1	1	5	2	2	5	0	2	23
<b>Team</b>					5	3	8			1				
<b>Totals</b>		<b>18-47</b>	<b>4-16</b>	<b>8-10</b>	<b>11</b>	<b>24</b>	<b>35</b>	<b>21</b>	<b>48</b>	<b>9</b>	<b>20</b>	<b>6</b>	<b>7</b>	<b>200</b>

1st - FG %: 3-13 23.1% 2nd - 5-14 35.7% 3rd - 5-10 50.0% 4th - 5-10 50.0% Game: 18-47 38.3% Deadball Rebounds 2  
3FG %: 1-4 25.0% 1-8 12.5% 1-2 50.0% 1-2 50.0% 4-16 25.0%  
FT %: 0-0 0.0% 2-4 50.0% 6-6 100.0% 8-10 80.0%

**Virginia 50 • 3-3**

#	Player	Total			Rebounds			PF	TP	A	TO	Blk	Stl	Min
		FG-FGA	3-Ptr	FT-FTA	Off	Def	Tot							
03	Lauren Moses	f 4-11	0-0	5-8	6	4	10	2	13	0	1	1	2	28
13	Jocelyn Willoughby	f 4-11	2-4	2-4	7	1	8	3	12	1	4	1	2	37
01	Brianna Tinsley	g 0-6	0-5	1-2	0	1	1	0	1	0	0	0	1	17
04	Dominique Toussaint	g 2-12	1-3	0-0	0	3	3	2	5	2	2	0	0	37
23	Aliyah Huland El	g 2-6	2-5	2-2	2	3	5	2	8	4	2	2	2	26
10	J'Kyra Brown	g 1-7	0-4	1-2	0	1	1	2	3	0	1	0	0	24
14	Lisa Jablonowski	g 1-3	0-0	0-2	4	2	6	1	2	1	1	0	1	16
30	Felicia Aiyetotan	g 2-6	0-0	2-4	2	1	3	2	6	2	0	0	0	15
<b>Team</b>					2	2	4							
<b>Totals</b>		<b>16-62</b>	<b>5-21</b>	<b>13-23</b>	<b>27</b>	<b>18</b>	<b>45</b>	<b>15</b>	<b>50</b>	<b>10</b>	<b>13</b>	<b>4</b>	<b>8</b>	<b>200</b>

Officials: Lawson Newton, Jeffrey Smith, Felicia Young  
Technical fouls: Harvard-None. Virginia-None.  
Attendance: 2838  
Cavalier Classic Tournament - Presented by DoubleTree by Hilton  
Harvard #13 fouled out with 1:35 remaining;  
Harvard #25 fouled out with 00:01 remaining

Score by periods	1st	2nd	3rd	4th	Total
Harvard	7	13	17	11	48
Virginia	7	16	7	20	50

Last FG - HARV 4th-04:16, VA 4th-00:51.  
Largest lead - HARV by 9 4th-09:40, VA by 6 2nd-00:31.  
HARV led for 17:39. VA led for 13:34. Game was tied for 08:47.

Points	In	Off	2nd	Fast	Bench
HARV	20	5	2	2	10
VA	26	17	0	11	

**Official Basketball Box Score -- Game Totals -- Final Statistics  
Dukesne vs Virginia  
11/26/17 3:30 p.m. at JPJ Arena, Charlottesville, Va.**
**Dukesne 74 • 5-2**

#	Player	Total			Rebounds			PF	TP	A	TO	Blk	Stl	Min
		FG-FGA	3-Ptr	FT-FTA	Off	Def	Tot							
10	CANNON, Paige	f 3-6	0-1	2-2	6	9	15	4	8	3	1	1	0	33
42	LASS, Kadri-Ann	f 5-14	1-3	0-0	2	3	5	3	11	2	3	1	0	32
02	OMOGROSSO, Chassidy	g 7-14	3-8	8-10	0	4	4	2	25	2	1	0	2	40
03	VOJINOVIC, Julijana	g 6-18	4-9	6-6	1	4	5	4	22	1	3	1	1	38
23	RICHARDSON, Conor	g 2-5	1-2	3-4	1	2	3	5	8	2	2	1	2	31
10	KUTTOR, Eniko	g 0-1	0-0	0-0	2	2	4	0	0	1	1	0	0	9
21	BAZZELAK, Libby	g 0-0	0-0	0-0	1	1	2	0	0	0	1	0	0	11
23	TULONEN, Helmi	g 0-0	0-0	0-0	0	0	0	0	0	0	1	0	0	6
<b>Team</b>					2	2	4			1				
<b>Totals</b>		<b>23-58</b>	<b>9-23</b>	<b>19-22</b>	<b>15</b>	<b>27</b>	<b>42</b>	<b>18</b>	<b>74</b>	<b>11</b>	<b>14</b>	<b>4</b>	<b>5</b>	<b>200</b>

**Virginia 63 • 3-4**

#	Player	Total			Rebounds			PF	TP	A	TO	Blk	Stl	Min
		FG-FGA	3-Ptr	FT-FTA	Off	Def	Tot							
03	Lauren Moses	f 1-8	0-0	1-2	5	1	6	0	3	1	0	1	0	23
13	Jocelyn Willoughby	f 3-10	0-1	0-0	0	4	4	5	6	2	2	0	2	30
01	Brianna Tinsley	g 1-1	1-1	0-0	0	2	2	2	3	3	1	0	0	19
04	Dominique Toussaint	g 5-12	1-3	0-0	0	2	2	3	11	2	3	0	0	27
23	Aliyah Huland El	g 5-13	4-10	3-5	2	2	4	3	17	0	1	1	0	23
02	Jae/Lisa Allen	g 0-1	0-0	0-0	0	0	0	0	0	0	0	0	1	0
05	Khyasia Caldwell	g 0-0	0-0	0-0	0	0	0	2	0	0	0	0	0	0
10	J'Kyra Brown	g 4-9	2-5	5-6	1	3	4	5	15	2	3	0	1	36
14	Lisa Jablonowski	g 3-8	0-2	0-0	3	1	4	2	6	2	1	0	0	25
30	Felicia Aiyetotan	g 1-1	0-0	0-0	0	5	5	1	2	2	2	3	0	17
<b>Team</b>					3	1	4							
<b>Totals</b>		<b>23-63</b>	<b>8-22</b>	<b>9-13</b>	<b>14</b>	<b>21</b>	<b>35</b>	<b>23</b>	<b>63</b>	<b>14</b>	<b>13</b>	<b>5</b>	<b>4</b>	<b>200</b>

Officials: Carla Fountain, Jeffrey Smith, Kevin Dillard  
Technical fouls: Dukesne-None. Virginia-None.  
Attendance: 3082  
Big Ten/ACC Challenge

Score by periods	1st	2nd	3rd	4th	Total
Dukesne	17	12	20	25	74
Virginia	19	13	11	20	63

Last FG - DUQ 4th-03:50, VA 4th-00:40.  
Largest lead - DUQ by 12 4th-06:40, VA by 8 2nd-02:35.  
DUQ led for 23:22. VA led for 16:02. Game was tied for 00:35.

Points	In	Off	2nd	Fast	Bench
DUQ	22	15	8	7	0
VA	20	11	11	3	23

**Official Basketball Box Score -- Game Totals -- Final Statistics**  
**UNCG vs Virginia**  
**12/02/17 6 p.m. at JPJ Arena, Charlottesville, Va.**

**UNCG 50 • 4-4**

#	Player	Total			3-Ptr			Rebounds			PF	TP	A	TO	Blk	Stl	Min
		FG	FGA	FT	FTA	Off	Def	Tot									
23	Te'ja Twitty	f	2-3	0-0	3-4	1	2	3	2	7	1	2	0	0	0	26	
25	Ije Ajemba	c	3-14	0-0	2-2	2	4	6	3	8	1	1	0	0	34		
02	Alexus Willey	g	2-5	1-3	2-4	1	2	3	2	7	1	1	0	1	27		
05	Brandi Fier	g	1-6	0-2	0-0	0	1	1	1	2	2	3	0	1	30		
35	Nadine Soliman	g	6-16	2-8	1-2	1	3	4	1	15	1	2	0	4	34		
00	D.J. Howard	g	0-0	0-0	0-0	0	0	0	0	0	0	0	0	0	5		
03	Alexis Pitchford	g	2-5	1-1	0-0	0	0	0	0	5	0	1	0	1	14		
04	Mangela Ngandjui	g	2-2	0-0	0-0	0	1	1	1	4	0	0	1	0	11		
11	Amesha Miller	g	0-1	0-0	2-2	0	0	0	0	2	0	0	0	0	6		
12	Cece Crudup	g	0-0	0-0	0-0	0	0	0	0	0	0	1	0	0	3		
21	Aneka Yelverton	g	0-2	0-1	0-0	0	1	1	0	0	0	0	0	1	7		
22	Dijana Milisic	g	0-0	0-0	0-0	0	0	0	1	0	0	1	0	0	3		
Team						5	2	7									
Totals			18-54	4-15	10-14	10	16	26	11	50	6	14	1	8	200		

1st - FG %:	5-17	29.4%	2nd - FG %:	4-13	30.8%	3rd - FG %:	5-13	38.5%	4th - FG %:	4-11	36.4%	Game:	18-54	33.3%	Deadball Rebounds:	2
3FG %:	4-9	44.4%	3FG %:	3-3	100.0%	3FG %:	3-4	75.0%	3FG %:	3-4	75.0%	Game:	4-15	26.7%	Deadball Rebounds:	2
FT %:	0-0	0.0%	FT %:	1-2	50.0%	FT %:	0-3	0.0%	FT %:	0-1	0.0%	Game:	10-14	71.4%	Deadball Rebounds:	2

**Virginia 68 • 4-5**

#	Player	Total			3-Ptr			Rebounds			PF	TP	A	TO	Blk	Stl	Min
		FG	FGA	FT	FTA	Off	Def	Tot									
13	Jocelyn Willoughby	f	5-7	1-1	0-0	0	2	2	3	11	1	0	0	0	22		
30	Felicia Aiyetean	c	3-8	0-0	2-4	0	7	9	1	8	1	5	0	0	26		
01	Brianna Tinsley	g	1-3	0-2	2-4	0	1	1	3	4	3	1	0	1	22		
04	Dominique Toussaint	g	4-7	1-3	2-2	0	4	4	2	11	1	3	0	1	26		
23	Alyyah Huland El	g	5-8	3-4	0-0	0	3	3	4	13	2	5	1	1	30		
02	Jae'Lisa Allen	g	2-4	0-0	0-0	0	0	0	0	4	1	2	0	0	12		
05	Khyasia Caldwell	g	0-0	0-0	0-0	0	0	0	1	0	0	1	0	0	5		
10	J'Kyra Brown	g	5-6	4-4	1-2	0	6	6	3	15	4	1	0	0	29		
14	Lisa Jablonowski	g	1-2	0-1	0-2	3	1	4	1	2	2	2	0	1	25		
35	Shakyna Payne	g	0-1	0-0	0-0	0	0	0	1	0	0	0	0	0	3		
Team						2	4	6									
Totals			26-46	9-15	7-14	7	28	35	19	68	15	20	7	5	200		

1st - FG %:	6-13	46.2%	2nd - FG %:	8-11	72.7%	3rd - FG %:	6-13	46.2%	4th - FG %:	6-9	66.7%	Game:	26-46	56.5%	Deadball Rebounds:	4
3FG %:	2-4	50.0%	3FG %:	3-3	100.0%	3FG %:	1-4	25.0%	3FG %:	3-4	75.0%	Game:	9-15	60.0%	Deadball Rebounds:	4
FT %:	4-6	66.7%	FT %:	0-0	0.0%	FT %:	0-0	0.0%	FT %:	3-8	37.5%	Game:	7-14	50.0%	Deadball Rebounds:	4

Officials: Bryan Brunette, Jennifer Rezac, Timothy Bryant  
 Technical fouls: UNCG-None. Virginia-Jae'Lisa Allen.  
 Attendance: 2642

Score by periods	1st	2nd	3rd	4th	Total
UNCG	14	9	13	14	50
Virginia	18	19	13	18	68

Last FG - UNCG 4th-01:51, VA 4th-00:17.  
 Largest lead - UNCG by 1 1st-06:10, VA by 19 4th-05:15.  
 UNCG led for 00:54. VA led for 38:44. Game was tied for 00:22.

**Official Basketball Box Score -- Game Totals -- Final Statistics**  
**Virginia vs Rutgers**  
**12/2/17 6 p.m. at Piscataway, N.J. - The RAC**

**Virginia 43 • 4-6**

#	Player	Total			3-Ptr			Rebounds			PF	TP	A	TO	Blk	Stl	Min
		FG	FGA	FT	FTA	Off	Def	Tot									
13	Jocelyn Willoughby	f	5-14	2-4	2-2	0	2	2	2	14	1	3	0	1	38		
30	Felicia Aiyetean	c	3-7	0-0	0-0	2	9	11	1	6	1	2	4	0	37		
01	Brianna Tinsley	g	1-2	1-1	2-2	0	1	1	3	5	0	3	0	0	20		
10	J'Kyra Brown	g	5-11	3-8	0-2	1	5	6	3	13	3	0	0	1	40		
23	Alyyah Huland El	g	1-4	0-2	1-2	2	2	4	4	3	2	2	0	0	25		
02	Jae'Lisa Allen	g	0-1	0-0	0-0	0	0	0	0	0	0	0	0	0	3		
04	Dominique Toussaint	g	0-4	0-1	0-0	0	0	0	0	2	0	1	0	0	9		
05	Khyasia Caldwell	g	0-0	0-0	0-0	0	0	0	0	1	0	0	0	0	1		
14	Lisa Jablonowski	g	1-2	0-0	0-0	1	3	4	1	2	2	1	0	0	27		
Team						0	1	1									
Totals			16-45	6-16	5-8	6	23	29	17	43	10	12	4	3	200		

1st - FG %:	5-11	45.5%	2nd - FG %:	1-9	11.1%	3rd - FG %:	4-11	36.4%	4th - FG %:	6-14	42.9%	Game:	16-45	35.6%	Deadball Rebounds:	2
3FG %:	2-4	50.0%	3FG %:	1-3	33.3%	3FG %:	2-4	50.0%	3FG %:	1-5	20.0%	Game:	6-16	37.5%	Deadball Rebounds:	2
FT %:	0-0	0.0%	FT %:	0-0	0.0%	FT %:	2-2	100.0%	FT %:	2-4	50.0%	Game:	5-8	62.5%	Deadball Rebounds:	2

**Rutgers 52 • 8-2**

#	Player	Total			3-Ptr			Rebounds			PF	TP	A	TO	Blk	Stl	Min
		FG	FGA	FT	FTA	Off	Def	Tot									
35	Stasha Carey	f	2-5	1-2	4-6	4	5	9	2	9	0	2	0	3	29		
40	Victoria Harris	c	2-3	0-0	1-2	4	2	6	2	5	1	0	1	2	25		
03	Tyler Scaife	g	8-17	1-4	5-5	1	3	4	2	22	2	0	3	1	29		
10	Kathleen Fitzpatrick	g	0-0	0-0	0-0	1	0	1	0	0	0	0	0	0	5		
12	Khadiaza Sanders	g	1-4	0-2	0-0	1	5	6	4	2	5	1	0	0	25		
01	Jazlynd Rollins	g	2-9	0-1	2-4	0	2	2	2	6	0	0	0	0	18		
04	Kate Hill	g	0-1	0-1	0-0	0	0	0	0	0	0	0	0	0	9		
05	Ciani Cryor	g	0-4	0-2	0-0	0	1	1	0	0	1	4	0	3	13		
11	Nigia Greene	g	2-6	1-4	1-4	0	3	3	1	6	2	0	0	0	21		
15	Caitlin Jenkins	g	1-1	0-0	0-0	1	0	1	2	2	0	0	0	0	15		
31	Tekia Mack	g	0-2	0-2	0-0	0	0	0	0	0	0	0	0	0	11		
Team						2	3	5									
Totals			18-52	3-18	13-21	14	24	38	15	52	12	8	4	9	200		

1st - FG %:	3-12	25.0%	2nd - FG %:	6-18	33.3%	3rd - FG %:	5-12	41.7%	4th - FG %:	4-10	40.0%	Game:	18-52	34.6%	Deadball Rebounds:	5
3FG %:	1-6	16.7%	3FG %:	2-6	33.3%	3FG %:	0-4	0.0%	3FG %:	0-2	0.0%	Game:	3-18	16.7%	Deadball Rebounds:	5
FT %:	4-4	100.0%	FT %:	1-2	50.0%	FT %:	2-2	100.0%	FT %:	6-13	46.2%	Game:	13-21	61.9%	Deadball Rebounds:	5

Officials: Dee Kanter, Cameron Inouye, Frank Steratore  
 Technical fouls: Virginia-None. Rutgers-None.  
 Attendance: 1368

Score by periods	1st	2nd	3rd	4th	Total
Virginia	12	5	11	15	43
Rutgers	11	15	12	14	52

Last FG - VA 4th-01:16, RU 4th-02:46.  
 Largest lead - VA by 1 1st-01:07, RU by 11 3rd-07:56.  
 VA led for 00:48. RU led for 38:24. Game was tied for 00:48.

**Official Basketball Box Score -- Game Totals -- Final Statistics**  
**Virginia vs Ohio**  
**12/17/17 3:30 PM at Student Life Center, West Palm Beach, FL**

**Virginia 77 • 5-6**

#	Player	Total			3-Ptr			Rebounds			PF	TP	A	TO	Blk	Stl	Min
		FG	FGA	FT	FTA	Off	Def	Tot									
30	Felicia Aiyetean	f	4-11	0-0	2-4	6	8	14	0	10	0	0	3	0	22		
01	Brianna Tinsley	g	1-6	1-4	0-0	0	3	3	1	3	5	3	0	0	28		
04	Dominique Toussaint	g	5-9	3-6	0-0	0	6	6	3	13	5	5	0	2	26		
13	Jocelyn Willoughby	g	2-3	0-0	0-0	0	3	3	0	4	2	0	0	0	23		
23	Alyyah Huland El	g	8-15	1-2	0-0	3	0	3	2	17	1	2	1	0	25		
02	Jae'Lisa Allen	g	1-1	0-0	0-0	0	2	2	2	2	0	0	0	0	8		
03	Lauren Moses	g	2-2	0-0	3-4	3	2	5	2	7	0	3	1	0	13		
05	Khyasia Caldwell	g	0-3	0-0	0-0	0	0	0	1	0	0	0	0	0	3		
10	J'Kyra Brown	g	4-6	4-5	2-2	1	4	5	2	14	6	4	0	0	28		



Official Basketball Box Score -- Game Totals -- Final Statistics  
**Manhattan vs Virginia**  
 12/21/17 7 p.m. at JPJ Arena, Charlottesville, Va.



**Manhattan 47 • 3-8**

#	Player	Total			3-Ptr			Rebounds			PF	TP	A	TO	Blk	Stl	Min
		FG-FGA	FG-FGA	FT-FTA	FG-FGA	FG-FGA	FT-FTA	Off	Def	Tot							
35	Grimme, Kayla	f	7-17	1-5	0-0	1	3	4	4	15	0	2	1	0	31		
22	Warley, Courtney	c	2-4	0-0	2-2	0	2	2	4	6	1	2	0	2	22		
13	Morgan, Lizahya	g	2-8	0-6	0-0	0	3	3	1	4	2	2	0	1	25		
14	Williams, Taylor	g	1-2	1-1	0-0	1	1	2	0	3	1	0	0	15			
15	Tatum, Amani	g	2-10	2-8	0-0	3	5	8	3	6	5	6	0	6	37		
02	Cajou, Gabby	g	1-6	1-3	0-0	0	2	2	1	3	2	5	0	0	32		
03	O'Reilly, KellyAnne	g	0-0	0-0	0-0	0	0	0	0	0	1	0	0	1			
04	Bedeker, Emma	g	0-0	0-0	0-0	0	0	0	0	0	0	0	0	1			
10	Makela, Sini	g	0-1	0-0	0-0	0	1	1	1	0	0	1	0	1			
12	Hoier, Julie	g	0-0	0-0	0-0	0	0	0	0	0	0	0	0	7			
20	Pendergrass, Nyala	g	0-0	0-0	0-0	0	0	0	0	0	0	0	0	1			
23	Smith, Alex	g	4-7	0-0	2-2	2	1	3	4	10	0	1	1	16			
30	Guiton, Mikki	g	0-0	0-0	0-0	0	0	0	0	0	0	0	0	4			
Team						6	0	6			1						
Totals			19-55	5-23	4-4	13	18	31	18	47	11	21	2	10	200		

1st - FG %: 4-13 30.8% 2nd: 7-15 46.7% 3rd: 5-16 31.3% 4th: 3-11 27.3% Game: 19-55 34.5% Deadball Rebounds 0  
 3FG %: 1-7 14.3% 2-4 50.0% 1-9 16.7% 1-6 16.7% 5-23 21.7%  
 FT %: 0-0 0.0% 0-0 0.0% 4-4 100.0% 4-4 100.0%

**Virginia 69 • 7-6**

#	Player	Total			3-Ptr			Rebounds			PF	TP	A	TO	Blk	Stl	Min
		FG-FGA	FG-FGA	FT-FTA	FG-FGA	FG-FGA	FT-FTA	Off	Def	Tot							
30	Felicia Aiyetotan	c	3-5	0-0	1-1	2	7	9	1	7	0	2	1	0	22		
01	Brianna Tinsley	g	3-4	1-2	1-2	0	1	1	0	8	2	2	0	1	19		
04	Dominique Toussaint	g	2-5	0-2	1-2	0	4	4	1	5	5	1	0	3	30		
13	Jocelyn Willoughby	g	3-8	0-0	0-0	2	2	4	2	6	1	1	0	1	20		
23	Alyyah Huland El	g	3-8	0-3	1-1	1	1	2	1	7	2	3	0	2	24		
02	Jae'Lisa Allen	g	0-0	0-0	0-0	0	1	1	0	0	0	0	0	6			
03	Lauren Moses	g	7-9	0-0	2-2	2	2	4	3	16	0	2	0	1	21		
05	Khyasia Caldwell	g	1-1	0-0	2-2	0	0	0	4	0	0	0	0	4			
10	J'Kyra Brown	g	3-9	1-4	1-1	1	2	3	1	8	4	3	1	2	28		
14	Lisa Jablonowski	g	2-3	1-2	3-4	0	3	3	0	8	2	0	0	1	22		
35	Shakyna Payne	g	0-1	0-0	0-0	0	0	0	1	0	0	1	0	4			
Team						1	0	1									
Totals			27-53	3-13	12-15	9	23	32	11	69	16	15	2	11	200		

1st - FG %: 9-13 69.2% 2nd: 9-19 47.4% 3rd: 4-12 33.3% 4th: 5-9 55.6% Game: 27-53 50.9% Deadball Rebounds 2  
 3FG %: 0-0 0.0% 3-9 33.3% 0-2 0.0% 0-2 0.0% 3-13 23.1%  
 FT %: 0-0 0.0% 4-5 80.0% 1-2 50.0% 7-8 87.5% 12-15 80.0%

Officials: Bruce Morris, Talisa Green, Nic Cappel  
 Technical fouls: Manhattan-None. Virginia-None.  
 Attendance: 2383

Score by periods	1st	2nd	3rd	4th	Total
Manhattan	9	16	11	11	47
Virginia	18	25	9	17	69

Points	In	Off	2nd	Fast	Bench
MANW	Paint	T/O	Chance	Break	
VA	16	8	4	0	13
VA	28	28	8	4	36

Last FG - MANW 4th-03:01, VA 4th-00:32.  
 Largest lead - MANW None, VA by 24 4th-00:32.  
 MANW led for 00:00, VA led for 38:47. Game was tied for 00:51.

Score tied - 0 times.  
 Lead changed - 0 times.



Official Basketball Box Score -- Game Totals -- Final Statistics  
**Syracuse vs Virginia**  
 12/31/17 2 p.m. at JPJ Arena, Charlottesville, Va.



**Syracuse 63 • 12-3, 0-2 ACC**

#	Player	Total			3-Ptr			Rebounds			PF	TP	A	TO	Blk	Stl	Min
		FG-FGA	FG-FGA	FT-FTA	FG-FGA	FG-FGA	FT-FTA	Off	Def	Tot							
04	Tiana Mangakahia	*	7-21	5-13	1-2	1	3	4	2	20	8	12	0	3	37		
11	Gabrielle Cooper	*	2-10	2-9	2-2	0	6	6	4	8	1	2	0	2	38		
22	Amaya Finklea-Guity	*	3-6	0-0	1-2	1	2	3	2	7	1	3	2	1	32		
32	Miranda Drummond	*	2-6	1-4	1-2	3	4	7	3	6	1	3	0	1	29		
45	Digna Strautmame	*	3-8	1-3	3-3	1	2	3	3	10	0	0	0	2	30		
01	Raven Fox	g	1-1	1-1	0-0	0	2	2	0	3	1	1	0	0	8		
23	Isis Young	g	2-4	2-3	0-0	1	0	1	2	6	1	2	0	0	16		
34	Abby Grant	g	0-0	0-0	0-0	0	0	0	0	0	0	0	0	1			
44	Jasmine Nwajei	g	1-1	1-1	0-0	2	0	2	1	3	0	0	0	9			
Team						6	3	9									
Totals			21-57	13-34	8-11	15	23	37	17	63	13	23	2	9	200		

1st - FG %: 6-16 37.5% 2nd: 7-11 63.6% 3rd: 4-16 25.0% 4th: 4-14 28.6% Game: 21-57 36.8% Deadball Rebounds 1  
 3FG %: 4-8 50.0% 4-8 50.0% 3-9 33.3% 2-9 22.2% 13-34 38.2%  
 FT %: 1-1 100.0% 1-2 50.0% 4-6 66.7% 2-2 100.0% 8-11 72.7%

**Virginia 68 • 9-6, 2-0 ACC**

#	Player	Total			3-Ptr			Rebounds			PF	TP	A	TO	Blk	Stl	Min
		FG-FGA	FG-FGA	FT-FTA	FG-FGA	FG-FGA	FT-FTA	Off	Def	Tot							
01	Brianna Tinsley	*	1-5	1-3	2-2	3	0	3	2	5	1	0	0	2	17		
04	Dominique Toussaint	*	3-10	1-5	2-2	0	5	5	4	9	6	3	0	2	32		
13	Jocelyn Willoughby	*	2-6	1-2	3-4	1	0	1	2	8	0	3	0	4	29		
23	Alyyah Huland El	*	4-8	3-5	4-6	3	2	5	1	15	2	2	0	1	35		
30	Felicia Aiyetotan	*	6-10	0-0	0-2	2	8	10	1	12	3	3	2	1	28		
03	Lauren Moses	g	2-7	0-1	1-2	1	1	2	2	5	1	3	1	2	20		
10	J'Kyra Brown	g	4-10	2-6	2-4	2	4	6	0	12	3	2	1	2	27		
14	Lisa Jablonowski	g	1-1	0-0	0-0	0	0	0	1	2	0	0	0	0	12		
Team						3	3	6									
Totals			23-57	8-22	14-22	15	23	38	13	68	16	16	4	15	200		

1st - FG %: 5-17 29.4% 2nd: 7-17 41.2% 3rd: 7-14 50.0% 4th: 4-9 44.4% Game: 23-57 40.4% Deadball Rebounds 5  
 3FG %: 1-8 12.5% 2-5 40.0% 3-4 75.0% 2-5 40.0% 8-22 36.4%  
 FT %: 0-0 0.0% 5-6 83.3% 3-4 75.0% 6-12 50.0% 14-22 63.6%

Officials: Joseph Vaszily, Thomas Danaher, Mark Berger  
 Technical fouls: Syracuse-None. Virginia-None.  
 Attendance: 2979

Score by periods	1st	2nd	3rd	4th	Total
Syracuse	17	19	15	12	63
Virginia	11	21	20	16	68

Points	In	Off	2nd	Fast	Bench
SU	Paint	T/O	Chance	Break	
VA	16	22	8	0	12
VA	20	24	11	4	19

Last FG - SU 4th-00:38, VA 4th-01:05.  
 Largest lead - SU by 9 2nd-09:55, VA by 6 1st-04:53.  
 SU led for 19:48, VA led for 14:33. Game was tied for 05:39.

Score tied - 5 times.  
 Lead changed - 12 times.

Official Basketball Box Score -- Game Totals -- Final Statistics  
**Pittsburgh vs Virginia**  
 12/28/17 7 p.m. at JPJ Arena, Charlottesville, Va.

**Pittsburgh 50 • 7-6, 0-1 ACC**

#	Player	Total			3-Ptr			Rebounds			PF	TP	A	TO	Blk	Stl	Min
		FG-FGA	FG-FGA	FT-FTA	FG-FGA	FG-FGA	FT-FTA	Off	Def	Tot							
01	Danielle Garven	f	2-4	0-0	1-1	0	4	4	0	5	0	1	2	1	21		
32	Kalista Walters	c	3-8	0-0	0-0	3	7	10	3	6	1	1	1	4	40		
03	Jasmine Whitney	g	2-9	1-1	3-4	0	3	3	2	8	2	3	1	2	36		
08	Kaui Bradley	g	1-4	1-3	0-0	2	5	7	4	3	3	6	0	1	31		
12	Yacine Diop	g	2-12	0-2	0-0	1	1	2	2	4	1	2	0	1	20		
10	Cassidy Walsh	g	0-0	0-0	0-0	0	0	0	0	1	0	0	0	4			
13	Kyla Nelson	g	3-8	1-4	0-0	1	1	2	3	7	2	2	0	0	22		
20	Pika Rodriguez	g	6-10	5-8	0-0	0	0	0	3	17	1	0	0	1	26		
Team						2	2	4									
Totals			19-55	8-18	4-5	9	23	32	18	50	10	15	4	10	200		

1st - FG %: 3-13 23.1% 2nd: 5-14 35.7% 3rd: 4-16 25.0% 4th: 7-12 58.3% Game: 19-55 34.5% Deadball Rebounds 1  
 3FG %: 1-2 50.0% 3-6 50.0% 3-9 33.3% 1-1 100.0% 8-18 44.4%  
 FT %: 1-2 50.0% 1-1 100.0% 0-0 0.0% 2-2 100.0% 4-5 80.0%

**Virginia 62 • 8-6, 1-0 ACC**

#	Player	Total			3-Ptr			Rebounds			PF	TP	
---	--------	-------	--	--	-------	--	--	----------	--	--	----	----	--

**Official Basketball Box Score -- Game Totals -- Final Statistics  
Clemson vs Virginia  
01/07/18 2 p.m. at JPJ Arena, Charlottesville, Va.**
**Clemson 41 • 10-6, 0-3 ACC**

#	Player	Total		3-Ptr		Rebounds			PF	TP	A	TO	Blk	Stl	Min
		FG-FGA	FT-FTA	FG-FGA	FT-FTA	Off	Def	Tot							
24	Ivy Atkism	f	1-3	0-0	0-0	0	2	2	3	2	0	0	0	0	16
44	Kobi Thornton	f	3-9	0-0	0-0	0	2	2	5	6	0	3	0	1	26
55	Tylar Bennett	f	1-1	0-0	0-1	2	3	5	3	2	0	2	1	0	30
05	Danielle Edwards	g	3-12	1-5	1-2	1	4	5	2	8	4	3	1	2	32
33	Alexis Carter	g	6-12	0-0	0-2	0	3	3	0	12	3	3	0	0	36
01	Destiny Thomas	g	2-4	1-1	0-0	1	2	3	0	5	0	1	0	0	23
02	Janise Strover	g	1-2	0-0	0-0	0	1	1	1	2	0	1	0	0	4
15	Jaia Alexander	g	2-7	0-1	0-2	1	2	3	0	4	1	3	0	2	20
20	Sirah Diarra	g	0-0	0-0	0-0	0	2	2	2	0	0	2	0	0	13
	Team					3	1	4			1				
	Totals		19-50	2-7	1-7	8	22	30	16	41	8	19	2	5	200

1st - FG %:	6-13 46.2%	2nd - 3-10 30.0%	3rd - 5-9 55.6%	4th - 5-18 27.8%	Game: 19-50 38.0%	Rebounds	3
3FG %:	1-2 50.0%	1-2 50.0%	0-1 0.0%	0-2 0.0%	2-7 28.6%	Deadball	3
FT %:	0-1 0.0%	0-2 0.0%	1-2 50.0%	0-2 0.0%	1-7 14.3%	Rebounds	3

**Virginia 70 • 11-6, 4-0 ACC**

#	Player	Total		3-Ptr		Rebounds			PF	TP	A	TO	Blk	Stl	Min
		FG-FGA	FT-FTA	FG-FGA	FT-FTA	Off	Def	Tot							
13	Jocelyn Willoughby	f	5-9	2-3	4-4	0	5	5	1	16	0	3	0	1	28
30	Felicia Aiyeeotan	c	4-8	0-0	2-3	3	7	10	0	10	2	2	4	1	18
01	Brianna Tinsley	g	2-5	1-3	0-0	0	1	1	1	5	1	1	0	0	23
04	Dominique Toussaint	g	4-8	2-5	0-0	0	3	3	3	10	5	1	0	1	25
23	Aliyah Huland El	g	4-7	0-2	0-1	1	1	2	0	8	3	2	0	2	25
23	Lauren Moses	g	5-8	0-0	1-3	2	1	3	1	11	1	0	0	1	19
05	Khyasia Caldwell	g	1-2	0-0	0-0	0	0	0	1	2	0	0	0	0	4
10	J'Kyra Brown	g	2-5	1-4	0-0	1	0	1	0	5	3	1	0	3	26
14	Lisa Jablonowski	g	1-2	0-1	0-0	1	4	5	2	2	1	1	1	0	18
32	Mone Jones	g	0-1	0-0	1-2	0	1	1	0	1	0	0	0	0	9
35	Shakyna Payne	g	0-1	0-0	0-0	0	0	0	0	0	0	0	0	0	5
	Team					2	3	5							
	Totals		28-56	6-18	8-13	10	26	36	9	70	16	11	5	9	200

1st - FG %:	7-19 36.8%	2nd - 7-13 53.8%	3rd - 7-12 58.3%	4th - 7-12 58.3%	Game: 28-56 50.0%	Rebounds	1
3FG %:	0-6 0.0%	1-4 25.0%	2-3 66.7%	2-3 66.7%	6-18 33.3%	Deadball	1
FT %:	2-4 50.0%	2-2 100.0%	0-2 0.0%	4-5 80.0%	8-13 61.5%	Rebounds	1

Officials: Dan Outlaw, Kevin Sparrock, Kristi Vera  
Technical fouls: Clemson-None. Virginia-TEAM.  
Attendance: 3995  
CU: 44 fouled out at 5:11 (IV)

Score by periods	1st	2nd	3rd	4th	Total
Clemson	13	7	11	10	41
Virginia	16	17	17	20	70

Points	In	Off	2nd	Fast	Bench
CU	26	6	4	2	11
VA	26	24	11	6	21

Last FG - CU 4th-00:55, VA 4th-01:54.  
Largest lead - CU None, VA by 31 4th-03:36.  
CU led for 00:00. VA led for 39:38. Game was tied for 00:22.

**Official Basketball Box Score -- Game Totals -- Final Statistics  
VA vs Boston College  
1/11/18 7:00 P.M. at CONTE FORUM, CHESTNUT HILL, MA**
**VA 68 • 12-6 (5-0 ACC)**

#	Player	Total		3-Ptr		Rebounds			PF	TP	A	TO	Blk	Stl	Min
		FG-FGA	FT-FTA	FG-FGA	FT-FTA	Off	Def	Tot							
30	Felicia Aiyeeotan	c	3-9	0-0	0-0	2	2	4	2	6	0	2	1	0	20
01	Brianna Tinsley	g	2-3	0-1	1-1	0	0	0	4	5	1	2	0	0	20
04	Dominique Toussaint	g	5-8	2-3	0-0	0	2	2	2	12	7	2	0	0	22
13	Jocelyn Willoughby	g	7-9	2-3	2-2	1	10	11	3	18	3	1	0	0	32
23	Aliyah Huland El	g	3-8	1-2	0-0	0	2	2	1	7	2	2	0	1	33
03	Lauren Moses	g	3-7	0-0	0-0	3	0	3	1	6	1	2	0	1	22
10	J'Kyra Brown	g	4-8	1-5	3-5	0	7	7	3	12	1	4	0	1	28
14	Lisa Jablonowski	g	1-4	0-0	0-0	2	3	5	0	2	0	1	1	0	19
32	Mone Jones	g	0-0	0-0	0-0	0	0	0	0	0	0	0	0	0	4
	Team					1	0	1							
	Totals		28-56	6-14	6-8	9	26	35	16	68	15	16	2	3	200

1st - FG %:	7-16 43.8%	2nd - 10-16 62.5%	3rd - 6-12 50.0%	4th - 5-12 41.7%	Game: 28-56 50.0%	Rebounds	1
3FG %:	1-3 33.3%	3-4 75.0%	1-3 33.3%	1-4 25.0%	6-14 42.9%	Deadball	1
FT %:	0-0 0.0%	0-1 0.0%	3-3 100.0%	3-4 75.0%	6-8 75.0%	Rebounds	1

**Boston College 57 • 6-10 (1-2 ACC)**

#	Player	Total		3-Ptr		Rebounds			PF	TP	A	TO	Blk	Stl	Min
		FG-FGA	FT-FTA	FG-FGA	FT-FTA	Off	Def	Tot							
02	Emma Pineau	f	3-6	0-1	1-2	0	3	3	2	7	2	6	1	2	28
11	Georgia Guey	f	4-8	0-0	4-6	3	5	8	3	12	0	0	0	1	30
03	Andie Anastos	g	1-1	1-1	0-0	0	1	1	1	3	2	3	0	0	31
04	Taylor Ortlepp	g	4-12	2-8	0-0	0	1	1	0	10	4	1	0	2	36
23	Milan Bolden-Morris	g	5-11	4-10	0-0	0	1	1	3	14	2	0	0	0	37
21	Martina Mosey	g	2-6	2-5	1-2	1	6	7	4	7	2	3	0	1	27
31	Sydney Lowery	g	1-4	0-2	2-2	0	0	0	0	4	1	1	0	0	11
	Team					0	3	3							
	Totals		20-48	9-27	8-12	4	20	24	13	57	13	15	1	6	200

1st - FG %:	4-11 36.4%	2nd - 4-11 36.4%	3rd - 8-14 57.1%	4th - 4-12 33.3%	Game: 20-48 41.7%	Rebounds	2
3FG %:	1-7 14.3%	1-4 25.0%	3-6 50.0%	4-10 40.0%	9-27 33.3%	Deadball	2
FT %:	2-4 50.0%	1-2 50.0%	3-4 75.0%	2-2 100.0%	8-12 66.7%	Rebounds	2

Officials: Joseph Vaszily, Jenn Rezac, Metta Roberts  
Technical fouls: VA-None. Boston College-None.  
Attendance: 1065

Score by periods	1st	2nd	3rd	4th	Total
VA	15	23	16	14	68
Boston College	11	10	22	14	57

Points	In	Off	2nd	Fast	Bench
VA	32	12	4	0	20
BC	16	7	3	0	11

Last FG - VA 4th-02:12, BC 4th-00:14.  
Largest lead - VA by 17 2nd-00:43, BC by 5 1st-07:30.  
VA led for 34:36. BC led for 04:21. Game was tied for 01:03.

Score tied - 1 time.  
Lead changed - 1 time.

**Official Basketball Box Score -- Game Totals -- Final Statistics  
Virginia vs #16/18 Duke  
1-14-18 3:02 PM at Durham, N.C. (Cameron Indoor Stadium)**
**Virginia 48 • 12-7 (5-1 ACC)**

#	Player	Total		3-Ptr		Rebounds			PF	TP	A	TO	Blk	Stl	Min
		FG-FGA	FT-FTA	FG-FGA	FT-FTA	Off	Def	Tot							
30	Felicia Aiyeeotan	c	1-3	0-0	0-0	0	6	6	1	2	1	2	1	1	20
01	Brianna Tinsley	g	2-4	2-2	0-0	1	2	3	1	6	3	4	0	1	29
04	Dominique Toussaint	g	2-8	2-8	0-0	0	0	0	4	6	3	3	0	0	24
13	Jocelyn Willoughby	g	4-11	3-5	0-0	1	9	10	1	11	1	3	1	0	37
23	Aliyah Huland El	g	6-13	2-5	0-0	2	1	3	4	14	3	2	0	2	36
03	Lauren Moses	g	0-2	0-0	0-0	2	1	3	5	0	1	1	0	0	16
10	J'Kyra Brown	g	3-9	1-5	0-0	1	1	2	2	7	2	3	0	1	27
14	Lisa Jablonowski	g	1-1	0-0	0-0	0	1	1	2	2	0	0	0	1	11
	Team					2	2	4			1				
	Totals		19-51	10-25	0-0	9	23	32	20	48	14	19	2	6	200

1st - FG %:	7-10 70.0%	2nd - 2-11 18.2%	3rd - 5-13 38.5%	4th - 5-17 29.4%	Game: 19-51 37.3%	Rebounds	0
3FG %:	4-6 66.7%	1-3 33.3%	3-5 60.0%	2-11 18.2%	10-25 40.0%	Deadball	0
FT %:	0-0 0.0%	0-0 0.0%	0-0 0.0%	0-0 0.0%	0-0 0.0%	Rebounds	0

**#16/18 Duke 55 • 14-4 (3-2 ACC)**

#	Player	Total		3-Ptr		Rebounds			PF	TP	A	TO	Blk	Stl	Min
		FG-FGA	FT-FTA	FG-FGA	FT-FTA	Off	Def	Tot							
25	Jade Williams	f	2-5	0-0	0-0	2	1	3	2	4	1	2	0	0	16
35	Erin Mathias	f	3-7	0-0	6-7	2	3	5	2	12	2	3	2	2	38
02	Haley Gorecki	g	3-9	1-5	1-2	0	5	5	1	8	0	2	0	0	28
04	Lexie Brown	g	3-13	2-7	6-8	1	5	6	2	14	4	0	0	6	39
23	Rebecca Greenwell	g	2-5	1-3	2-2	0	1	1	0	7	1	3	0	3	24
05	Leaonna Odom	g	3-4	0-0	1-2	2	7	9	3	7	2	2	1	2	33
32	Jayda Adams	g	1-1	1-1	0-0	0	0	0	0	3	2	1	0	0	22
	Team					0	1	1							
	Totals		17-44	5-16	16-21	10	23	30	10	55	12	13	3	13	200

1st - FG %:	4-14 28.6%	2nd - 5-12 41.7%	3rd - 5-9 55.6%	4th - 3-9 33.3%	Game: 17-44 38.6%	Rebounds	2
3FG %:	1-5 20.0%	1-3 33.3%	2-5 40.0%	1-3 33.3%	5-16 31.3%		

### Official Basketball Box Score -- Game Totals -- Final Statistics

#### North Carolina vs Virginia

01/25/18 7 p.m. at JPJ Arena, Charlottesville, Va.

#### North Carolina 70 • 14-7, 4-4 ACC

#	Player	Total			3-Ptr			Rebounds			PF	TP	A	TO	Blk	Stl	Min
		FG-FGA	FG-FGA	FT-FTA	Off	Def	Tot	Off	Def	Tot							
30	Jaelynn Murray	f	0-0	0-0	0-0	0	2	2	0	0	0	0	1	0	1	11	
44	Janelle Bailey	c	9-20	0-0	3-4	5	2	7	4	21	0	0	0	0	0	38	
01	Taylor Koenen	g	6-10	1-3	1-2	3	5	8	4	14	4	2	0	3	40		
10	Jamie Cherry	g	6-14	2-6	0-0	0	3	3	4	14	4	4	0	0	40		
22	Paris Kea	g	6-16	1-5	5-6	0	5	5	0	18	3	1	0	1	38		
04	Jocelyn Jones	g	0-4	0-0	0-0	1	2	3	1	0	0	0	0	0	12		
11	Emily Sullivan	g	0-0	0-0	0-0	0	0	0	0	0	0	0	0	0	2		
15	Olivia Smith	g	0-1	0-1	0-0	0	0	0	0	1	1	0	0	0	2		
20	Leah Church	g	1-1	1-1	0-0	0	2	2	1	3	0	1	0	0	17		
Team						0	4	4									
Totals			28-66	5-16	9-12	9	25	34	15	70	12	10	0	5	200		

1st - FG %: 6-18 33.3% 2nd: 6-15 40.0% 3rd: 8-15 53.3% 4th: 8-18 44.4% Game: 28-66 42.4% Deadball Rebounds 1  
 3FG %: 1-3 33.3% 1-2 50.0% 1-4 25.0% 2-7 28.6% 5-16 31.3%  
 FT %: 5-6 83.3% 1-2 50.0% 1-2 50.0% 2-2 100.0% 9-12 75.0%

#### Virginia 82 • 14-7, 7-1 ACC

#	Player	Total			3-Ptr			Rebounds			PF	TP	A	TO	Blk	Stl	Min
		FG-FGA	FG-FGA	FT-FTA	Off	Def	Tot	Off	Def	Tot							
13	Jocelyn Willoughby	f	4-12	0-3	1-1	1	3	4	1	9	2	1	0	3	29		
30	Felicia Aiyetean	c	3-5	0-0	0-0	1	4	5	2	6	0	1	1	0	20		
01	Brianna Tinsley	g	4-7	2-4	0-0	0	2	2	2	10	3	0	0	1	28		
04	Dominique Toussaint	g	4-6	3-5	2-2	0	4	4	3	13	5	2	0	0	24		
23	Alyyah Huland El	g	8-14	3-7	0-0	2	0	2	2	19	2	0	0	1	27		
03	Lauren Moses	g	5-13	0-0	4-5	2	7	9	3	14	1	1	0	3	22		
10	J'Kyra Brown	g	4-7	1-3	2-2	0	3	3	1	11	0	3	0	0	27		
14	Lisa Jablonowski	g	0-1	0-0	0-0	2	4	6	0	0	5	3	1	0	16		
32	Mone Jones	g	0-1	0-0	0-0	0	0	0	0	0	0	0	0	0	7		
Team						0	3	3									
Totals			32-66	9-22	9-10	8	30	38	14	82	18	11	2	8	200		

1st - FG %: 11-21 52.4% 2nd: 7-17 41.2% 3rd: 14-14 100.0% 4th: 6-14 42.9% Game: 32-66 48.5% Deadball Rebounds 1  
 3FG %: 3-5 60.0% 3-9 33.3% 2-5 40.0% 1-3 33.3% 9-22 40.9%  
 FT %: 2-2 100.0% 3-3 100.0% 4-5 80.0%

Officials: Billy Smith, Karen Preato, Jules Gallien  
 Technical fouls: North Carolina-None. Virginia-None.  
 Attendance: 2971

Score by periods	1st	2nd	3rd	4th	Total
North Carolina	18	14	18	20	70
Virginia	27	20	22	13	82

Last FG - NC 4th-01:20, VA 4th-00:32.  
 Largest lead - NC None, VA by 21 3rd-03:34.  
 NC led for 00:00. VA led for 39:39. Game was tied for 00:04.

Score tied - 0 times.  
 Lead changed - 0 times.

### Official Basketball Box Score -- Game Totals -- Final Statistics

#### Virginia vs Georgia Tech

1/28/18 1:00 pm at Atlanta, Ga. (McCamish Pavilion)

#### Virginia 62 • 15-7, 8-1 ACC

#	Player	Total			3-Ptr			Rebounds			PF	TP	A	TO	Blk	Stl	Min
		FG-FGA	FG-FGA	FT-FTA	Off	Def	Tot	Off	Def	Tot							
30	Felicia Aiyetean	c	3-4	0-0	2-2	2	3	5	2	8	2	0	5	0	25		
01	Brianna Tinsley	g	2-4	1-2	3-4	0	5	5	1	8	1	5	0	0	17		
04	Dominique Toussaint	g	2-5	0-0	0-0	0	3	3	5	4	2	8	1	0	31		
13	Jocelyn Willoughby	g	1-2	0-0	4-4	0	3	3	2	6	1	3	1	2	30		
23	Alyyah Huland El	g	7-12	3-6	4-4	1	2	3	3	21	1	4	3	1	35		
03	Lauren Moses	g	3-6	0-0	0-0	0	5	5	3	6	0	0	3	1	19		
10	J'Kyra Brown	g	3-6	1-3	2-3	0	3	3	1	9	4	1	0	0	32		
14	Lisa Jablonowski	g	0-2	0-1	0-2	1	4	5	0	0	1	3	0	0	11		
Team						1	3	4									
Totals			21-41	5-12	15-19	5	31	36	17	62	12	26	13	4	200		

1st - FG %: 8-12 66.7% 2nd: 2-10 20.0% 3rd: 5-12 41.7% 4th: 6-7 85.7% Game: 21-41 51.2% Deadball Rebounds 3,2  
 3FG %: 1-1 100.0% 0-2 0.0% 1-6 16.7% 3-3 100.0% 5-12 41.7%  
 FT %: 2-4 50.0% 2-2 100.0% 4-5 80.0% 7-8 87.5%

#### Georgia Tech 56 • 13-9, 2-7 ACC

#	Player	Total			3-Ptr			Rebounds			PF	TP	A	TO	Blk	Stl	Min
		FG-FGA	FG-FGA	FT-FTA	Off	Def	Tot	Off	Def	Tot							
11	Edeferioka	f	2-5	0-0	1-2	4	5	9	3	5	1	3	1	3	34		
13	Lorela Cubaj	f	0-2	0-0	0-0	0	1	1	4	0	1	0	0	1	12		
24	Chanin Scott	g	2-5	0-0	0-0	2	0	2	1	4	1	0	0	1	17		
33	Francesca Pan	g	6-22	0-6	4-5	3	0	3	4	16	2	4	0	1	27		
41	Kierra Fletcher	g	3-9	0-0	1-1	2	6	8	2	7	3	1	0	1	28		
00	Imani Tilford	g	2-6	0-0	0-0	1	0	1	2	4	1	0	0	4	20		
01	Kaylan Pugh	g	2-9	0-2	2-2	2	2	4	1	6	0	1	0	0	17		
12	Breanna Brown	g	1-1	0-0	0-2	0	0	0	1	0	0	0	0	0	5		
21	Zaire O'Neil	g	5-12	0-0	4-8	2	1	3	3	14	3	3	1	2	29		
55	Antonia Peresson	g	0-1	0-1	0-0	0	0	0	2	0	1	0	0	0	11		
Team						4	0	4									
Totals			22-72	0-9	12-20	20	15	35	23	56	13	12	2	13	200		

1st - FG %: 5-18 27.8% 2nd: 7-14 50.0% 3rd: 4-19 21.1% 4th: 6-21 28.6% Game: 22-72 30.6% Deadball Rebounds 5,1  
 3FG %: 0-2 0.0% 0-1 0.0% 0-2 0.0% 0-4 0.0% 0-9 0.0%  
 FT %: 2-4 50.0% 3-3 100.0% 3-9 55.6%

Officials: Maj Forsberg, Jennifer Rezac, Daryl Humphrey  
 Technical fouls: Virginia-None. Georgia Tech-None.  
 Attendance: 1601

Score by periods	1st	2nd	3rd	4th	Total
Virginia	19	6	15	22	62
Georgia Tech	12	17	13	14	56

Last FG - VA 4th-05:17, GT 4th-00:04.  
 Largest lead - VA by 13 4th-05:17, GT by 6 3rd-01:21.  
 VA led for 24:16. GT led for 11:22. Game was tied for 04:22.

Score tied - 6 times.  
 Lead changed - 9 times.

### Official Basketball Box Score -- Game Totals -- Final Statistics

#### Louisville vs Virginia

02/01/18 7 p.m. at JPJ Arena, Charlottesville, Va.

#### Louisville 77 • 23-1, 9-1 ACC

#	Player	Total			3-Ptr			Rebounds			PF	TP	A	TO	Blk	Stl	Min
		FG-FGA	FG-FGA	FT-FTA	Off	Def	Tot	Off	Def	Tot							
02	HINES-ALLEN, Myisha	*	5-10	0-0	0-0	1	10	11	1	10	2	1	0	2	27		
03	FUEHRING, Sam	*	0-4	0-2	0-0	1	3	4	4	0	1	0	0	2	25		
11	CARTER, Arica	*	5-8	1-4	0-0	4	1	5	2	11	4	1	0	0	30		
23	JONES, Jazmine	*	3-7	0-0	4-4	2	4	6	1	10	1	0	0	5	29		
25	DURR, Asia	*	9-18	1-3	2-2	0	1	1	0	21	0	0	0	0	30		
01	EVANS, Dana	*	1-7	0-2	0-0	0	1	1	1	2	6	2	0	2	23		
10	ZAMBROTTA, Sydney	*	1-2	1-2	0-0	0	0	0	2	3	0	1	0	0	5		
21	SHOOK, Kylee	*	3-6	1-2	0-0	0	2	2	0	7	0	0	0	0	8		
24	LAEMMLE, Jessica	*	0-0	0-0	0-0	0	0	0	1	0	0	0	0	0	3		
33	DUNHAM, Bianca	*	5-9	0-0	3-4	4	1	5	1	13	0	2	0	1	20		
Team						6	4	10									
Totals			32-71	4-15	9-10	18	27	45	13	77	14	8	0	12	200		

1st - FG %: 7-19 36.8% 2nd: 6-17 35.3% 3rd: 10-17 58.8% 4th: 9-18 50.0% Game: 32-71 45.1% Deadball Rebounds 1  
 3FG %: 0-2 0.0% 0-3 0.0% 2-6 33.3% 4-15 26.7%  
 FT %: 1-2 50.0% 4-4 100.0% 2-2 100.0% 9-10 90.0%

#### Virginia 41 • 15-8, 8-2 ACC

#	Player	Total			3-Ptr			Rebounds			PF	TP	A	TO	Blk	Stl	Min
		FG-FGA	FG-FGA	FT-FTA	Off	Def	Tot	Off	Def	Tot							
13	Jocelyn Willoughby	f	3-8	0-0	0-0	2	2	4	3	6	1	1	0	0	19		
30	Felicia Aiyetean	f	4-7	0-0	0-1	3	4	7	1	8	0	2	1	0	28		
01	Brianna Tinsley	g	1-6	0-4	2-2	0	2	2	1	4	1	6	0	2	27		
04	Dominique Toussaint	g	2-7	0-2	0-2	1	1	2	2	4	2	4	0	1	25		
23	Alyyah Huland El	g	3-9	1-4	2-2	1	5	6	3	9	0	3	3	1	28		
03	Lauren Moses	g	1-4	0-0	0-2	1	2	3	2	2	0	1	0	0	16		
05	Khyasia Caldwell	g	0-0	0-0	0-0	0	0	0	1	0	0	1	0	0	2		
10	J'Kyra Brown	g	3-7	2-3	0-0	0	2	2	2	8	3	2	1	1	26		
14	Lisa Jablonowski	g	0-1	0-1	0-0	0											





Official Basketball Box Score -- Game Totals -- Final Statistics  
**Virginia vs Virginia Tech**  
 02/11/18 2:00 PM at Cassell Coliseum, Blacksburg, Va.


**Virginia 64 • 16-9, 9-3**

#	Player	Total		3-Ptr		Rebounds			PF	TP	A	TO	Blk	Stl	Min
		FG-FGA	FG-FGA	FT-FTA	Off	Def	Tot								
01	Brianna Tinsley	* 1-2	0-1	0-0	1	1	2	3	2	0	3	0	0	0	14
04	Dominique Toussaint	* 5-17	0-3	5-6	2	3	5	3	15	2	1	0	0	0	33
13	Jocelyn Willoughby	* 5-9	2-3	1-2	1	3	4	3	13	4	1	0	2	3	31
14	Lisa Jablonowski	* 0-0	0-0	0-0	0	2	2	1	0	1	1	0	0	1	20
30	Felicia Aiyeotan	* 3-8	0-0	0-0	1	3	4	1	6	0	1	1	0	0	24
03	Lauren Moses	3-4	0-0	2-2	2	1	3	4	8	1	1	1	0	0	13
10	J'Kyra Brown	6-14	3-6	0-0	0	5	5	2	15	0	1	0	3	32	
23	Aiyah Huland El	2-6	0-0	1-2	1	4	5	3	5	2	0	1	1	26	
32	Mone Jones	0-0	0-0	0-0	2	0	2	0	0	1	0	0	0	7	
Team					4	0	4			1					
<b>Totals</b>		<b>25-60</b>	<b>5-13</b>	<b>9-12</b>	<b>14</b>	<b>22</b>	<b>36</b>	<b>20</b>	<b>64</b>	<b>11</b>	<b>10</b>	<b>3</b>	<b>7</b>	<b>200</b>	
1st - FG %:		8-18 44.4%	2nd: 8-18 44.4%	3rd: 7-14 50.0%	4th: 2-10 20.0%	Game: 25-60 41.7%		Deadball							
3FG %:		3-7 42.9%	2-3 66.7%	0-3 0.0%	0-0 0.0%	5-13 38.5%		Rebounds							
FT %:		2-2 100.0%	0-0 0.0%	3-4 75.0%	4-6 66.7%	9-12 75.0%		2							

**Virginia Tech 62 • 16-9, 5-7**

#	Player	Total		3-Ptr		Rebounds			PF	TP	A	TO	Blk	Stl	Min
		FG-FGA	FG-FGA	FT-FTA	Off	Def	Tot								
01	Taylor Emery	* 13-20	3-6	3-3	0	1	1	2	32	2	2	0	2	37	
10	Kendyl Brooks	* 3-5	3-5	0-0	0	2	2	4	9	0	3	0	0	35	
11	Regan Magarity	* 2-9	0-4	0-0	3	5	8	1	4	5	4	3	1	40	
23	Rachel Camp	* 4-9	0-3	4-8	3	6	9	4	12	2	1	1	1	36	
25	Alexis Jean	* 0-4	0-3	0-0	1	2	3	1	0	0	1	1	0	18	
02	Aisha Sheppard	1-2	1-2	1-2	0	0	0	2	4	1	1	0	0	14	
20	Michelle Berry	0-2	0-0	1-2	2	6	8	2	1	1	1	0	0	20	
Team					0	0	0								
<b>Totals</b>		<b>23-51</b>	<b>7-23</b>	<b>9-15</b>	<b>9</b>	<b>22</b>	<b>31</b>	<b>16</b>	<b>62</b>	<b>11</b>	<b>13</b>	<b>5</b>	<b>5</b>	<b>200</b>	
1st - FG %:		4-14 28.6%	2nd: 4-10 40.0%	3rd: 7-13 53.8%	4th: 8-14 57.1%	Game: 23-51 45.1%		Deadball							
3FG %:		0-6 0.0%	1-4 25.0%	3-8 37.5%	3-5 60.0%	7-23 30.4%		Rebounds							
FT %:		2-2 100.0%	2-4 50.0%	0-0 0.0%	5-9 55.6%	9-15 60.0%		3							

Officials: Jules Gallien, Kevin Sparrock, Talisa Green  
 Technical fouls: Virginia-None, Virginia Tech-None.  
 Attendance: 2733  
 Commonwealth Clash Game

Score by periods	1st	2nd	3rd	4th	Total
Virginia	21	18	17	8	64
Virginia Tech	10	11	17	24	62

Last FG - VA 4th-00:38, VT 4th-02:06.  
 Largest lead - VA by 23 3rd-05:00, VT by 3 4th-01:41.  
 VA led for 36:50. VT led for 01:28. Game was tied for 01:42.

Points	In	Off	2nd	Fast	Bench
VA	20	16	23	2	28
VT	16	16	10	4	5

Score tied - 1 time.  
 Lead changed - 2 times.



Official Basketball Box Score -- Game Totals -- Final Statistics  
**Notre Dame vs Virginia**  
 02/15/18 7 p.m. at JPJ Arena, Charlottesville, Va.


**Notre Dame 83 • 24-2, 12-1 ACC**

#	Player	Total		3-Ptr		Rebounds			PF	TP	A	TO	Blk	Stl	Min
		FG-FGA	FG-FGA	FT-FTA	Off	Def	Tot								
23	Jessica Shepard	f 7-10	0-0	1-2	0	8	8	4	15	0	2	0	1	31	
33	Kathryn Westbeld	f 1-1	0-0	4-4	1	3	4	2	6	2	1	0	2	29	
03	Marina Mabrey	g 6-11	4-6	0-0	1	2	3	1	16	1	1	1	0	39	
05	Jackie Young	g 5-11	0-1	1-1	0	2	2	0	11	8	3	0	1	39	
24	Arike Ogunbowale	g 11-20	1-3	4-4	0	8	8	2	27	3	2	0	2	35	
02	Kaitlin Cole	0-0	0-0	0-0	0	0	0	0	0	0	0	0	0	1	
20	Nicole Benz	0-1	0-1	0-0	0	0	0	0	0	0	0	0	0	1	
21	Kristina Nelson	3-5	0-0	2-2	2	1	3	4	8	0	5	1	0	13	
32	Danielle Patterson	0-1	0-0	0-0	1	1	2	2	0	0	0	0	0	11	
40	Maureen Butler	0-0	0-0	0-0	0	0	0	0	0	0	0	0	0	1	
Team					1	1	2								
<b>Totals</b>		<b>33-60</b>	<b>5-11</b>	<b>12-13</b>	<b>6</b>	<b>26</b>	<b>32</b>	<b>15</b>	<b>83</b>	<b>14</b>	<b>15</b>	<b>2</b>	<b>6</b>	<b>200</b>	
1st - FG %:		12-18 66.7%	2nd: 8-13 61.5%	3rd: 9-15 60.0%	4th: 4-14 28.6%	Game: 33-60 55.0%		Deadball							
3FG %:		1-4 25.0%	1-2 50.0%	3-3 100.0%	0-2 0.0%	5-11 45.5%		Rebounds							
FT %:		2-2 100.0%	2-2 100.0%	0-0 0.0%	8-9 88.9%	12-13 92.3%		0							

**Virginia 69 • 16-10, 9-4 ACC**

#	Player	Total		3-Ptr		Rebounds			PF	TP	A	TO	Blk	Stl	Min
		FG-FGA	FG-FGA	FT-FTA	Off	Def	Tot								
30	Felicia Aiyeotan	c 7-12	0-0	3-6	7	4	11	0	17	1	4	0	0	25	
01	Brianna Tinsley	g 1-4	1-1	3-4	0	1	1	4	6	1	1	0	0	22	
04	Dominique Toussaint	g 5-13	1-5	0-0	0	2	2	3	11	1	2	0	1	33	
13	Jocelyn Willoughby	g 2-7	1-1	0-0	2	3	5	1	5	0	2	0	1	29	
23	Aiyah Huland El	g 1-5	0-1	0-0	1	2	3	0	2	2	1	3	1	21	
03	Lauren Moses	2-6	0-0	5-6	1	3	4	2	9	3	2	1	0	20	
10	J'Kyra Brown	6-15	1-7	4-5	1	3	4	0	17	3	3	0	1	32	
14	Lisa Jablonowski	1-1	0-0	0-0	0	2	2	0	2	2	0	0	0	17	
32	Mone Jones	0-1	0-0	0-0	1	0	1	0	0	0	0	0	0	1	
Team					3	2	5								
<b>Totals</b>		<b>25-64</b>	<b>4-15</b>	<b>15-21</b>	<b>16</b>	<b>22</b>	<b>38</b>	<b>10</b>	<b>69</b>	<b>13</b>	<b>15</b>	<b>4</b>	<b>4</b>	<b>200</b>	
1st - FG %:		5-18 27.8%	2nd: 7-17 41.2%	3rd: 6-15 40.0%	4th: 7-14 50.0%	Game: 25-64 39.1%		Deadball							
3FG %:		0-3 0.0%	2-6 33.3%	1-3 33.3%	1-3 33.3%	4-15 26.7%		Rebounds							
FT %:		1-2 50.0%	0-2 0.0%	8-9 88.9%	6-8 75.0%	15-21 71.4%		3							

Officials: Mark Hardcastle, Carla Fountain, Norma Jones  
 Technical fouls: Notre Dame-None, Virginia-None.  
 Attendance: 3038

Score by periods	1st	2nd	3rd	4th	Total
Notre Dame	27	19	21	16	83
Virginia	11	16	21	21	69

Last FG - ND 4th-02:57, VA 4th-00:12.  
 Largest lead - ND by 25 3rd-05:52, VA None.  
 ND led for 39:13. VA led for 00:00. Game was tied for 00:47.

Points	In	Off	2nd	Fast	Bench
ND	42	26	0	18	8
VA	30	11	10	8	28

Score tied - 0 times.  
 Lead changed - 0 times.



Official Basketball Box Score -- Game Totals -- Final Statistics  
**Notre Dame vs Virginia**  
 02/15/18 7 p.m. at JPJ Arena, Charlottesville, Va.


**Notre Dame 83 • 24-2, 12-1 ACC**

#	Player	Total		3-Ptr		Rebounds			PF	TP	A	TO	Blk	Stl	Min
		FG-FGA	FG-FGA	FT-FTA	Off	Def	Tot								
23	Jessica Shepard	f 7-10	0-0	1-2	0	8	8	4	15	0	2	0	1	31	
33	Kathryn Westbeld	f 1-1	0-0	4-4	1	3	4	2	6	2	1	0	2	29	
03	Marina Mabrey	g 6-11	4-6	0-0	1	2	3	1	16	1	1	1	0	39	
05	Jackie Young	g 5-11	0-1	1-1	0	2	2	0	11	8	3	0	1	39	
24	Arike Ogunbowale	g 11-20	1-3	4-4	0	8	8	2	27	3	2	0	2	35	
02	Kaitlin Cole	0-0	0-0	0-0	0	0	0	0	0	0	0	0	0	1	
20	Nicole Benz	0-1	0-1	0-0	0	0	0	0	0	0	0	0	0	1	
21	Kristina Nelson	3-5	0-0	2-2	2	1	3	4	8	0	5	1	0	13	
32	Danielle Patterson	0-1	0-0	0-0	1	1	2	2	0	0	0	0	0	11	
40	Maureen Butler	0-0	0-0	0-0	0	0	0	0	0	0	0	0	0	1	
Team					1	1	2								
<b>Totals</b>		<b>33-60</b>	<b>5-11</b>	<b>12-13</b>	<b>6</b>	<b>26</b>	<b>32</b>	<b>15</b>	<b>83</b>	<b>14</b>	<b>15</b>	<b>2</b>	<b>6</b>	<b>200</b>	
1st - FG %:		12-18 66.7%	2nd: 8-13 61.5%	3rd: 9-15 60.0%	4th: 4-14 28.6%	Game: 33-60 55.0%		Deadball							
3FG %:		1-4 25.0%	1-2 50.0%	3-3 100.0%	0-2 0.0%	5-11 45.5%		Rebounds							
FT %:		2-2 100.0%	2-2 100.0%	0-0 0.0%	8-9 88.9%	12-13 92.3%		0							

**Virginia 69 • 16-10, 9-4 ACC**

#	Player	Total		3-Ptr		Rebounds			PF	TP	A	TO	Blk	Stl	Min
		FG-FGA	FG-FGA												

<b>RECORD:</b>	<b>OVERALL</b>	<b>HOME</b>	<b>AWAY</b>	<b>NEUTRAL</b>
<b>ALL GAMES</b>	16-11	10-6	4-5	2-0
<b>CONFERENCE</b>	9-5	5-3	4-2	0-0
<b>NON-CONFERENCE</b>	7-6	5-3	0-3	2-0

<b>Date</b>	<b>UVA. Rank</b>	<b>Opponent</b>	<b>Score</b>	<b>W/L</b>	<b>Rec.</b>	<b>ACC</b>	<b>Attend.</b>	<b>High Scorer</b>	<b>High Reb.</b>	<b>Opp. High Scr</b>
11/10	RV	at #7 Mississippi St	68-53	L	0-1	0-0	6811	Toussaint 17	Aiyeotan 7	Vivians 22
11/12	RV	CENTRAL CONN	103-59	W	1-1	0-0	3306	Willoughby 19	Aiyeotan 10	Patterson 19
11/16	RV	GEORGIA	64-61	L	1-2	0-0	3170	Toussaint 18	FA, JB, AHE 7	Robinson 15
11/19	RV	at Dayton	61-46	L	1-3	0-0	1866	DT, JW 9	Aiyeotan 6	Scaife 17
11/21		HAMPTON	66-62	W	2-3	0-0	2546	Willoughby 15	Willoughby 6	Finney-Smith 17
11/25		HARVARD	50-48	W	3-3	0-0	2838	Moses 13	Moses 10	KB, MR 11
11/26		DUQUESNE	74-63	L	3-4	0-0	2846	Huland EI 17	Moses 6	Omogrosso 25
11/29		#15 MARYLAND	60-59	L	3-5	0-0	3082	Toussaint 18	Moses 11	SJ, KC 13
12/02		UNCG	68-50	W	4-5	0-0	2642	Brown 15	Aiyeotan 9	Soliman 15
12/04		at Rutgers	52-43	L	4-6	0-0	1368	Willoughby 14	Aiyeotan 11	Scaife 22
12/17		vs Ohio	77-59	W	5-6	0-0	200	Huland EI 17	Aiyeotan 14	Burke 14
12/18		vs Indiana	82-72	WOT	6-6	0-0	150	Brown 24	Huland EI 10	Buss 28
12/21		MANHATTAN	69-47	W	7-6	0-0	2383	Moses 16	Aiyeotan 9	Grimme 15
12/28		PITT	62-50	W	8-6	1-0	2822	Toussaint 16	Aiyeotan 10	Rodriguez 17
12/31		RV SYRACUSE	68-63	W	9-6	2-0	2979	Huland EI 15	Aiyeotan 10	Mangakahia 20
01/04		RV NC State	73-63	W	10-6	3-0	1801	Brown 18	FA/FB 5	Hawkins 14
01/07		CLEMSON	70-41	W	11-6	4-0	3995	Willoughby 16	Aiyeotan 10	Carter 12
01/11		at BC	68-57	W	12-6	5-0	1065	Willoughby 18	Willoughby 11	Bolden-Morris 14
01/14		at #16 Duke	55-48	L	12-7	5-1	3856	Huland EI 14	Willoughby 10	Brown 14
01/21		VIRGINIA TECH	61-52	W	13-7	6-1	4212	AHE, DT 14	JW, FA 8	Emery 18
01/25	RV	NORTH CAROLINA	82-70	W	14-7	7-1	2971	Huland EI 19	Moses 9	Bailey 21
01/28	RV	at Georgia Tech	62-56	W	15-7	8-1	1601	Huland EI 21	FA/BT/LM/LJ 5	Pan 16
02/01	RV	#4 Louisville	77-41	L	15-8	8-2	2877	Huland EI 9	Aiyeotan 7	Durr 21
02/08		at #12 Florida St	77-62	L	15-9	8-3	2843	Aiyeotan 15	Aiyeotan 13	Thomas 20
02/11		at Virginia Tech	64-62	W	16-9	9-3	2733	DT/JB 15	Dt/JB/AHE 5	Emery 32
02/15		#5 NOTRE DAME	83-69	L	16-10	9-4	3038	JB/FA 17	Aiyeotan 11	Ogunbowale 27
02/18		MIAMI	77-62	L	16-11	9-5	3890	Toussaint 18	Toussaint 9	Davenport 19

<b>OPPONENT</b>	<b>AIYEOTAN</b>	<b>ALLEN</b>	<b>BROWN</b>	<b>CALDWELL</b>	<b>HULAND EL</b>	<b>JABLONOWSKI</b>
at Miss St	<b>4-7-0</b>	DNP	<b>4-4-0</b>	2-0-0	6-0-0	5-3-0
CENT CONN	<b>12-10-0</b>	3-2-1	<b>8-4-2</b>	5-2-1	13-1-2	4-6-1
GEORGIA	<b>8-7-1</b>	DNP	<b>1-7-2</b>	0-0-0	9-7-2	0-3-0
at Dayton	<b>5-6-0</b>	DNP	8-5-1	0-0-0	8-3-1	<b>0-3-2</b>
HAMPTON	2-3-0	DNP	6-3-2	DNP	<b>10-2-2</b>	4-3-1
HARVARD	6-7-2	DNP	3-1-0	DNP	<b>8-5-4</b>	2-6-1
DUQUESNE	2-5-2	DNP	15-4-2	0-0-0	<b>17-4-0</b>	6-4-2
MARYLAND	10-6-0	DNP	11-1-4	DNP	<b>9-1-1</b>	0-1-0
UNCG	<b>8-9-1</b>	4-0-1	15-6-4	0-0-0	<b>13-3-2</b>	2-4-2
at Rutgers	<b>6-11-1</b>	0-0-0	<b>13-6-3</b>	0-0-0	<b>3-4-2</b>	2-4-2
vs Ohio	<b>10-14-0</b>	2-2-0	14-5-6	0-0-0	<b>17-3-1</b>	6-3-1
vs Indiana	<b>10-3-2</b>	DNP	24-4-2	DNP	<b>7-10-1</b>	2-5-2
MANHATTAN	<b>7-9-0</b>	0-1-0	8-3-4	4-0-0	<b>7-2-2</b>	8-3-2
PITTSBURGH	<b>10-10-1</b>	DNP	9-2-1	DNP	<b>10-2-0</b>	4-3-1
SYRACUSE	<b>12-10-3</b>	INJ	12-6-3	DNP	<b>15-5-2</b>	2-0-0
at NC State	<b>4-5-0</b>	INJ	18-5-2	DNP	<b>13-4-1</b>	3-3-2
CLEMSON	<b>10-10-2</b>	INJ	5-1-3	2-0-0	<b>8-2-3</b>	2-5-1
at Boston College	<b>6-4-0</b>	INJ	12-7-1	DNP	<b>7-2-2</b>	2-5-0
at Duke	<b>2-6-1</b>	INJ	7-2-2	DNP	<b>14-3-3</b>	2-1-0
VIRGINIA TECH	<b>4-8-0</b>	DNP	6-5-3	DNP	<b>14-4-0</b>	0-1-3
UNC	<b>6-5-0</b>	DNP	11-3-0	DNP	<b>19-2-2</b>	0-6-5
at Georgia Tech	<b>8-5-2</b>	DNP	9-3-4	DNP	<b>21-3-1</b>	0-5-1
LOUISVILLE	<b>8-7-0</b>	DNP	8-2-3	0-0-0	<b>9-6-0</b>	0-0-1
at Florida State	<b>15-13-1</b>	DNP	3-2-2	0-0-0	<b>13-5-0</b>	2-1-0
at Virginia Tech	<b>6-4-0</b>	DNP	15-5-0	DNP	5-5-2	<b>0-2-1</b>
NOTRE DAME	<b>17-11-1</b>	DNP	17-4-3	DNP	<b>2-3-2</b>	2-2-2
MIAMI	<b>9-8-0</b>	DNP	11-2-4	0-0-0	<b>0-2-1</b>	2-1-0
at Louisville						
at Wake Forest						

<b>OPPONENT</b>	<b>JONES</b>	<b>MOSES</b>	<b>PAYNE</b>	<b>TINSLEY</b>	<b>TOUSSAINT</b>	<b>WILLOUGHBY</b>
at Miss State	0-0-2	<b>2-3-1</b>	DNP	7-2-1	<b>17-6-3</b>	<b>6-6-0</b>
CENT CONN	6-0-2	<b>9-6-2</b>	4-3-0	3-4-3	<b>17-2-3</b>	<b>19-4-2</b>
GEORGIA	0-0-0	<b>5-0-1</b>	DNP	3-1-1	<b>18-3-5</b>	<b>17-2-0</b>
at Dayton	0-1-1	7-5-0	DNP	<b>0-1-0</b>	<b>9-2-4</b>	<b>9-5-1</b>
HAMPTON	INJ	<b>9-5-0</b>	DNP	<b>6-1-0</b>	<b>14-3-6</b>	<b>15-6-0</b>
HARVARD	INJ	<b>13-10-0</b>	DNP	<b>1-1-0</b>	<b>5-3-2</b>	<b>12-8-1</b>
DUQUESNE	INJ	<b>3-6-1</b>	DNP	<b>3-2-3</b>	<b>11-2-1</b>	<b>6-4-2</b>
MARYLAND	INJ	<b>3-11-2</b>	DNP	<b>0-2-2</b>	<b>18-2-2</b>	<b>8-7-1</b>
UNCG	INJ	INJ	0-0-0	<b>4-1-3</b>	<b>11-4-1</b>	<b>11-2-1</b>
at Rutgers	INJ	INJ	DNP	<b>5-1-0</b>	2-0-0	<b>14-2-1</b>
vs Ohio	INJ	7-5-0	1-3-0	<b>3-3-5</b>	<b>13-6-5</b>	<b>4-3-2</b>
vs Indiana	INJ	14-0-1	DNP	<b>5-4-4</b>	<b>12-3-4</b>	<b>8-2-1</b>
MANHATTAN	INJ	16-4-0	0-0-0	<b>8-1-2</b>	<b>5-4-5</b>	<b>6-4-1</b>
PITTSBURGH	INJ	4-7-0	DNP	<b>5-1-1</b>	<b>16-4-7</b>	<b>4-9-0</b>
SYRACUSE	DNP	5-2-1	DNP	<b>5-3-1</b>	<b>9-5-6</b>	<b>8-1-0</b>
at NC State	DNP	9-3-0	DNP	<b>5-1-2</b>	<b>11-4-1</b>	<b>10-3-2</b>
CLEMSON	1-1-0	11-3-1	0-0-0	<b>5-1-1</b>	<b>10-3-5</b>	<b>16-5-0</b>
at Boston College	0-0-0	6-3-1	DNP	<b>5-0-1</b>	<b>12-2-7</b>	<b>18-11-3</b>
at Duke	DNP	0-3-1	DNP	<b>6-3-3</b>	<b>6-0-3</b>	<b>11-10-1</b>
VIRGINIA TECH	0-0-0	11-7-1	DNP	<b>3-1-0</b>	<b>14-3-3</b>	<b>10-8-0</b>
NORTH CAROLINA	0-0-0	14-9-1	DNP	<b>10-2-3</b>	<b>13-4-5</b>	<b>9-4-2</b>
at Georgia Tech	DNP	6-5-0	DNP	<b>8-5-1</b>	<b>4-3-2</b>	<b>6-3-1</b>
LOUISVILLE	0-0-0	2-3-0	0-0-0	<b>4-2-1</b>	<b>4-2-2</b>	<b>6-4-1</b>
at Florida State	1-0-0	5-4-1	DNP	<b>3-0-0</b>	<b>12-6-6</b>	<b>8-10-2</b>
at Virginia Tech	0-2-1	8-3-1	DNP	<b>2-2-0</b>	<b>15-5-2</b>	<b>13-4-4</b>
NOTRE DAME	0-1-0	9-4-3	DNP	<b>6-1-1</b>	<b>11-2-1</b>	<b>5-5-0</b>
MIAMI	INJ	3-4-1	DNP	<b>13-1-1</b>	<b>18-9-7</b>	<b>6-8-0</b>
at Louisville						
at Wake Forest						



<b>VIRGINIA</b>	<b>OPPONENT</b>
Bench Points . . . . . 577 (21.3 ppg)	422 (15.6 ppg)
FG Percentage- Home . . . . . 395-872 (.452)	365-955 (.382)
FG Percentage- Road . . . . . 192-488 (.393)	195-504 (.386)
FG Percentage- Neutral . . . . . 58-124 (.467)	44-112 (.392)
Most Points - Quarter . . . . . 32 (1st) vs CCSU	28 (1st) vs Ohio
Fewest Points- Quarter . . . . . 5 (2x) last (2nd) at Duke	6 (2nd) vs Ohio
Most Points at the Half . . . . . 63 vs CCSU	34 vs Maryland
Fewest Points at the Half . . . . . 17 at Rutgers	20 (2x) last vs Clemson
Largest Halftime Lead . . . . . 29 vs CCSU	
Largest Halftime Deficit . . . . . 21 at Louisville	

**VIRGINIA'S RECORD WHEN**

Game decided by 10 pts or less . . . . .	8-4
Leading at halftime . . . . .	14-1
Trailing at halftime . . . . .	2-10
Tied at halftime . . . . .	0-0
Went into overtime . . . . .	1-0
Leading by 10 or more points . . . . .	14-1
Shot FG 50% or better . . . . .	7-0
Shot FG less than 50% . . . . .	9-10
Shot FG less than 40% . . . . .	3-9
Shot FG 40% or better . . . . .	12-2
Holding opponent under 60 pts . . . . .	10-1
Scoring 30-39 points . . . . .	0-0
Scoring 40-49 points . . . . .	0-3
Scoring 50-59 points . . . . .	1-3
Scoring 60-69 points . . . . .	8-5
Scoring 70-79 points . . . . .	4-0
Scoring 80-89 points . . . . .	2-0
Scoring 90-100 points . . . . .	0-0
Scoring over 100 points . . . . .	1-0
Outrebounding opponent . . . . .	13-3
Being outrebounded . . . . .	3-8
Tied in rebounding . . . . .	0-0
Have fewer TOs than opponent . . . . .	8-2
Committing 15 or less TOs . . . . .	8-3

**SCORING BENCHMARKS**
**GAMES WITH 20 OR MORE POINTS IN 17-18**

J'Kyra Brown . . . . .	1
Aliyah Huland El . . . . .	1

**GAMES WITH 10 OR MORE POINTS IN 17-18**

Dominique Toussaint . . . . .	19
Aliyah Huland El . . . . .	13
J'Kyra Brown . . . . .	13
Jocelyn Willoughby . . . . .	12
Felicia Aiyeotan . . . . .	9
Lauren Moses . . . . .	6
Brianna Tinsley . . . . .	2

**GAMES WITH 10 OR MORE REBOUNDS IN 17-18**

Felicia Aiyeotan . . . . .	8
Jocelyn Willoughby . . . . .	3
Lauren Moses . . . . .	2
Aliyah Huland El . . . . .	1

**DOUBLE DOUBLES IN 17-18**

Felicia Aiyeotan . . . . .	7
Jocelyn Willoughby . . . . .	2
Lauren Moses . . . . .	1

<b>VIRGINIA HIGHS</b>		<b>OPPONENT HIGHS</b>	
Points	103 vs CCSU	83 vs Notre Dame	
FG Made	43 vs CCSU	33 vs Notre Dame	
FG Attempts	78 vs CCSU	71 vs Louisville	
FG %	.551 (43-78) vs CCSU	.550 (33-60) vs Notre Dame	
3FG Made	10 at Duke	13 vs Syracuse	
3FG Attempts	25 at Duke	39 vs Ohio	
3 pt %	.600 (9-15) vs UNCG	.455 (5-11) vs Notre Dame	
Free Throws Made	19 vs Indiana	20 vs Miami	
Free Throw Attempts	25 at NC State	28 vs Miami	
Free Throw %	1.000 (13-13) vs VT	.923 (12-13) vs Notre Dame	
Rebounds	51 vs Ohio	53 at Dayton	
Assists	19 vs CCSU	17 vs Georgia	
Steals	13 vs CCSU	14 (2x)	
Blocked Shots	13 at Georgia Tech	8 at Miss St	
Turnovers	26 at Georgia Tech	23 at Dayton	
Fouls	23 (3x)	23 at Georgia Tech	

<b>VIRGINIA LOWS</b>		<b>OPPONENT LOWS</b>	
Points	41 vs Louisville	41 vs Clemson	
FG Made	16 (2x)	17 vs CCSU	
FG Attempts	45 at Rutgers	47 vs Harvard	
FG %	.258 (16-62) vs Harvard	.309 (17-55) vs CCSU 11/12	
3FG Made	3 (2x) last vs Louisville	0 at Georgia Tech	
3FG Attempts	9 at Miss St	7 vs Clemson	
3FG %	.214 (3-14) vs Louisville	.167 (3-18) at Rutgers	
Free Throws Made	0 at Duke	1 vs Clemson	
Free Throw Attempts	0 at Duke	4 vs Manhattan	
Free Throw %	.529 (9-17) vs CCSU	.143 (1-7) vs Clemson	
Rebounds	28 vs Louisville	30 vs Clemson	
Assists	7 at Miss St	5 vs VT	
Steals	3 (2x) last at BC	2 vs CCSU	
Blocked Shots	1 at NC State	0 vs Louisville	
Turnovers	9 vs CCSU	8 at Rutgers	
Fouls	9 (2x) last vs Clemson	11 vs UNCG	

<b>VIRGINIA INDIVIDUAL HIGHS</b>		<b>OPPONENT INDIVIDUAL HIGHS</b>	
Points	24 Brown vs Indiana	32 Emery at VT	
FG Made	8 (2x) last Huland El vs UNC	13 Emery at VT	
FG Attempts	18 Toussaint (2x)	21 Mangakahia vs Syracuse	
FG %	.833 (5-6) (2x) last Aiyetotan vs Pitt	.700 (7-10) Shepard vs Notre Dame	
3FG Made	4 (2x) last Brown vs UNCG	5 (2x)	
3FG Attempts	10 Huland El vs Duquesne	13 Mangakahia vs Syracuse	
3FG Percentage	4-4 Brown vs UNCG	3-3 Confroy vs Maryland	
FT Made	4-4 Tinsley vs Miami	.714 (5-7) Patterson vs CCSU	
FT Attempts	6 several	8 Omogrosso vs Duquesne	
FT Percentage	8 Moses (2x) last vs Indiana	10 (2x)	
Rebounds	6-6 (3x) last Willoughby at NC State	6-6 Vojinovic vs Duquesne	
Assists	14 Aiyetotan vs Ohio	15 Cannon vs Duquesne	
Steals	7 Toussaint (2x) last at BC	9 Cole vs Georgia	
Blocked Shots	5 (2x) last Moses vs Indiana	5 Carter vs Louisville	
Turnovers	6 Aiyetotan (2x) last vs UNCG	4 Boehm vs Harvard	
Fouls	8 Toussaint (2x) last at Georgia Tech	12 Mangakahia vs Syracuse	

**VIRGINIA INDIVIDUALS**

- **Two UVA players with double-doubles in the same game:** vs Coppin State 11/13/16 (Moses 15-10r, Huland EI 12-10a, Aiyeotan 23-12r)
- **Four players in double figures:** vs North Carolina 1/15/18 (Huland EI 19, Moses 14, Toussaint 13, Brown 11, Tinsley 10)
- **Five Players in double figures:** vs North Carolina 1/15/18 (Huland EI 19, Moses 14, Toussaint 13, Brown 11, Tinsley 10)
- **Six players in double figures:** vs Norfolk State 11/16/15 (Randolph 17, Moses 12, Brown 11, Venson 10, Mason 10, Huland EI 10, Jones 10)
- **Seven players in double figures:** vs Norfolk State 11/16/15 (Randolph 17, Moses 12, Brown 11, Venson 10, Mason 10, Huland EI 10, Jones 10)
- **Zero players in double figures:** vs Louisville, 2/1/18
- **Every Cavalier player scored:** vs CCSU 11/12/17
- **Scored 20 points:** 24, J'Kyra Brown vs Indiana 12/18/17
- **Scored 25 points:** 25, Jocelyn Willoughby at St. Joseph's, 3/17/17
- **Scored 30 points:** 34, Monica Wright vs. Green Bay, 03/21/10
- **Scored 40 points:** \*\*48, Mimi Kennedy at North Carolina, 01/15/98
- **A non-starter scored 20 or more points:** 24, J'Kyra Brown vs Indiana, 12/18/17
- **Two or more Hoos scored 20 or more points in the same game:** vs Coppin State (Willoughby 21, Aiyeotan 23)
- **Perfect from the field (5 attempts):** 7-7, Imovbioh vs Louisville 03/01/15
- **Perfect at FT line (10 attempts):** 11-11, Monica Wright vs North Carolina, 02/15/10
- **Perfect at FT line (9 attempts):** 9-9, Lauren Moses at Richmond 11/16/16
- **Perfect at FT line (8 attempts):** 9-9, Lauren Moses at Richmond 11/16/16
- **Had 20 Free throw attempts:** \*\*20, Brandi Teamer at Wake Forest, 1/6/05
- **Had 15 rebounds:** 15, Lauren Moses at Boston College 2/14/16
- **Had 20 rebounds:** 24, Sarah Imovbioh vs Ohio State 11/14/14
- **Had 10 assists:** 10, Aliyah Huland EI vs Coppin State 11/13/16
- **Had 6 steals:** 6, Jocelyn Willoughby at Georgia 12/19/16
- **Blocked 5 shots:** 6, Felicia Aiyeotan vs Maryland 11/29/17

**VIRGINIA TEAM**

- **UVA ranked in AP Top 25:** #22, 11/21/12
- **UVA ranked USA Today Top 25:** #22, 3/8/10
- **Played AP No. 1 team:** #1 Duke, L 79-58, 3/2/07
- **Defeated AP No. 1 team:** #1 Maryland, 75-74, 2/11/92
- **Defeated AP Top 10 team:** #4 Florida State 60-51, 2/16/17
- **Defeated AP Top 25 team:** #4 Florida State 60-51, 2/16/17

**FIELD GOAL SHOOTING**

- **Shot 60 percent:** .623 (33-53) vs Georgia Tech, 3/02/08
- **Shot 70 percent:** \*\*.700 (42-60) at Wake Forest, 1/07/87
- **Made 40-49 field goals:** 40 vs. Coppin State, 11/13/16
- **Made 50 field goals:** \*\*54 vs Cleveland State, 11/29/95
- **Attempted 60-69 FG:** 63 vs vs Nebraska, 11/26/16
- **Attempted 70-79 FG:** 72 vs Coppin State, 11/13/16
- **Attempted 80 FG:** 85 at NC State, 2/10/11

**THREE-POINT SHOOTING**

- **Shot 50 percent:** .600 (9-15) vs UNCG 12/2/17
- **Shot 60 percent:** .600 (9-15) vs UNCG 12/2/17
- **Shot 70 percent:** .750 (6-8) vs Louisville 03/01/15
- **Shot 80 percent:** .857 (6-7) vs St. John's, 03/19/88
- **Made 10 three-pt. field goals:** 10 at Duke 1/14/18
- **Attempted 20 three-pt. FG:** 22 (made 9) vs North Carolina (1/25/18)
- **UVA failed to make at least one three-pointer:** 0-10 vs. Kansas State, 11/29/13
- **Opponent failed to make at least one three-pointer:** 0-9 at Louisville, 01/18/15

**FREE THROW SHOOTING**

- **Shot 80 percent:** .900 (9-10) vs North Carolina, 1/25/18
- **Shot 90 percent:** .900 (9-10) vs North Carolina, 1/25/18
- **Shot 100 percent:** 1.000 (13-13) vs Virginia Tech, 1/21/18
- **Made 20 free throws:** 21 vs Pitt 01/24/16
- **Made 30 free throws:** 30 vs. North Carolina, 02/20/14
- **Attempted 0 FT:** at Duke 1/14/18
- **Attempted 30 FT:** 33 vs Louisville 03/01/15
- **Attempted 40 FT:** 44 vs. Indiana, 11/26/09
- **Attempted 50 FT:** \*\*54 at Wake Forest, 01/6/05

**SCORING**

- **Scored 80 points:** 103 vs CCSU, 11/12/17
- **Scored 90 points:** 103 vs CCSU, 11/12/17
- **Scored 100 points:** 103 vs CCSU, 11/12/17

**REBOUNDING**

- **Had 50 rebounds:** 50 vs Coppin State 11/13/16
- **Had 60 rebounds:** 63 at Alabama, 12/21/12
- **Had 70 rebounds:** \*\*77 vs. Rider, 12/19/96

**ASSISTS**

- **Had 20 assists:** 25 vs Coppin State, 11/13/16
- **Had 30 assists:** \*\*37 vs. Cleveland State, 11/29/95

**STEALS**

- **Had 15 steals:** 15 vs Syracuse, 12/31/17
- **Had 20 steals:** 22 vs UMES, 12/17/13
- **Had 25 steals:** 26 vs. Clemson, 02/12/12
- **UVA forced 30 turnovers:** 31 at Wake, 01/10/16
- **UVA committed 30 turnovers:** 32 at Alabama, 12/21/12

**MISCELLANEOUS**

- **UVA in OT:** W, 82-72 vs Indiana, 12/18/17
- **UVA in 2OT:** L, 73-70 at Alabama, 12/21/12
- **UVA in 3OT:** W, 105-100 at North Carolina, 01/15/98
- **UVA shot 70% from the floor in a quarter:** .700 (7-10) 1st at Duke 1/14/18
- **UVA shot 60% from the floor in first half:** .619 (26-42) vs CCSU 11/12/17
- **UVA shot 60% from the floor in second half:** .608 (14-23) vs UIC 12/16/16
- **UVA shot less than 20% from floor first half:** .192 (5-26) at Maryland, 12/06/12
- **UVA shot less than 30% from floor first half:** .200 (7-35) vs Harvard, 11/25/17
- **UVA shot less than 30% from floor 2nd half:** .285 (6-21) vs Louisville, 2/1/18
- **UVA scored less than 15 points in first half:** 13 at Florida State, 01/8/06
- **UVA scored less than 15 points in second half:** 14 vs Louisville, 2/1/18
- **UVA held opp to less than 15 points first half:** 14 vs Wake Forest 3/2/17
- **UVA held opp to less than 15 points second half:** 11 vs Virginia Tech, 01/26/17
- **UVA held opp to less than 10 points first half:** 6 vs. Norfolk State, 12/28/12
- **UVA held opponent to less than 30 points:** 23 vs. Norfolk State, 12/28/12

\*\*school record



**1**
**BRIANNA  
TINSLEY**

 Freshman • Guard • 5-7  
 St. Anne's-Belfield  
 Madison, Va.

**2**
**JAE'LISA  
ALLEN**

 Senior • Forward • 6-2  
 White Hall High  
 Pine Bluff, Ark.

**3**
**LAUREN  
MOSES**

 Senior • Forward • 6-2  
 Rancocas High  
 Mount Holly, N.J.

**4**
**DOMINIQUE  
TOUSSAINT**

 Sophomore • Guard • 5-9  
 Christ the King  
 Staten Island, N.Y.

**5**
**KHYASIA  
CALDWELL**

 Freshman • Guard • 5-5  
 Pocono Mountain East  
 Pocono Summit, Pa.

**10**
**J'KYRA  
BROWN**

 R-Senior • Guard • 5-11  
 Rocky Mount HS  
 East Carolina Univ.  
 Rocky Mount, N.C.


**13**
**JOCELYN  
WILLOUGHBY**


 Sophomore • Forward • 6-0  
 Newark Academy  
 East Orange, N.J.


**14**
**LISA  
JABLONOWSKI**

 Sophomore • Forward • 6-3  
 Lycee des Garcons  
 Ernster, Luxembourg

**20**
**AMANDINE  
TOI**

 Freshman • Guard • 5-10  
 INSEP Academy  
 Paris, France

**23**
**ALIYAH  
HULAND EL**

 Senior • Guard • 6-1  
 Randolph High  
 Randolph, N.J.

**30**
**FELICIA  
AIYEOTAN**

 Center • Sophomore • 6-9  
 Blair Academy (N.J.)  
 Lagos, Nigeria

**32**
**MONÉ  
JONES**

 Forward • Junior • 6-2  
 Riverside High  
 Durham, N.C.

**35**
**SHAKYNA  
PAYNE**

 Forward • R-Soph • 6-1  
 SW Atlanta Christian Acad.  
 Acworth, Ga.

**JOANNE  
BOYLE**

 Head Coach  
 Seventh Season

**TIM  
TAYLOR**

 Assistant Coach  
 Ninth Season

**LA'KESHIA  
FRETT MEREDITH**

 Assistant Coach  
 Fifth Season

**KATHERINE  
GRAHAM**

 Assistant Coach  
 Second Season

**SARAH  
HOLSINGER**

 Asst. AD/Operations  
 Seventh Season