



VIRGINIA

2014-15 VIRGINIA CAVALIER WOMEN'S BASKETBALL GAME NOTES

Schedule/Results

Nov. 14	OHIO STATE	W, 87-82
Nov. 16	RADFORD	W, 75-47
Nov. 20	at Xavier	W, 71-62
Nov. 23	AUBURN	W, 66-51
Nov. 28	vs. Toledo%	L, 64-62
Nov. 30	vs. FIU	W, 74-61
Dec. 03	at Illinois	L, 86-63
Dec. 06	DELAWARE STATE	W, 100-62
Dec. 16	LONGWOOD	W, 91-49
Dec. 19	SAINT MARY'S	W, 62-49
Dec. 21	HOWARD	W, 74-53
Dec. 28	Drexel 71, Miami 54\$	
	DAVIDSON \$	L, 67-57
Dec. 29	Miami (OH) 59, Davidson 58\$	
	DREXEL \$	W, 72-66
Jan 04	at Virginia Tech*	W, 62-47
Jan. 08	WAKE FOREST*	W, 72-70
Jan. 11	at No. 21 Syracuse*	1 pm
Jan. 15	BOSTON COLLEGE*	7 pm
Jan. 18	at No. 6 Louisville*	3 pm
Jan. 21	at Miami*	7 pm
Jan. 25	GEORGIA TECH*	2 pm
Jan. 29	NC STATE*	7 pm
Feb. 01	at Clemson*	2 pm
Feb. 05	at Notre Dame*	7 pm
Feb. 12	DUKE*	7 pm
Feb. 15	FLORIDA STATE*	1 pm
Feb. 19	at Pittsburgh*	7 pm
Feb. 22	VIRGINIA TECH*	1 pm
Feb. 26	at North Carolina*	7 pm
Mar. 01	LOUISVILLE*	1 pm

* ACC game

% FIU Thanksgiving Classic (Miami, Florida)

\$ Holiday Inn Cavalier Classic

[RSN] - Regional Sports Networks

[ESPN3] - streamed online on ESPN.go.com/watchespn

All Times Eastern

Rankings are Associated Press

Game # 16 • Jan. 11, 2015 • 1 p.m.

Carrier Dome • Syracuse, N.Y.



Virginia Cavaliers (12-3, 2-0 ACC)

at

No. 21 Syracuse (10-5, 0-2 ACC)



Radio: WINA 1070-AM: Channing Poole, Chelsea Wilson

TV: none

The Virginia women's basketball team (12-3, 2-0 ACC) will take on a ranked team for the first time this season when they play at No. 21 Syracuse (10-5, 0-2 ACC) on Sunday, Jan. 11 at 1 p.m. in the Carrier Dome.

The Cavaliers have won seven of their last eight games.

Virginia, currently tied with three other teams atop the ACC standings, has started conference play with a 2-0 mark for the first time since the 2007-08 season when the squad also defeated Wake and Virginia Tech in its first two ACC games. The Cavaliers have not started conference play at 3-0 since 2000-01 when UVa downed Wake Forest, NC State and Maryland to begin that campaign.

Syracuse opened conference play with tough back-to-back games, falling 85-74 against No. 4 Notre Dame and 74-72 at No. 13 Duke.

The Cavalier freshmen came up big in the Cavaliers win on Thursday night over Wake Forest. Mikayla Venson (Arlington, Va.) scored 21 points, her second 20-point game of the season. Venson scored 16 points in the final 6:39 including all 10 of Virginia's points in the final 2:32 of the game. Venson combined with fellow first-years Aliyah Huland El (Randolph, N.J.) and Lauren Moses (Mount Holly, N.J.) to score Virginia's final 21 points in the game, helping to erase a nine-point deficit.

Venson and Huland El made seven of Virginia's 10 three-pointers in the game.

Moses had a well-balanced game, scoring eight points on 4-of-5 shooting, with seven rebounds, two assists and two steals. Moses also had three blocked shots, including batting down a potential game-winning attempt by the Demon Deacons in the final 18 seconds of the game. It was Moses' third three-block game of the season.

Projected Starting Lineup

G 1 Mikayla Venson Fr. 11.9 ppg 2.2 rpg 37 assists

• Second 20-pt game against Wake Forest; averaging 17.0 ppg in ACC games

G 12 Breyana Mason So. 9.5 ppg 2.2 rpg 54 assists

• Second in the ACC assists-to-turnover ratio; team-high 16 pts at Virginia Tech

G 20 Faith Randolph Jr. 17.0 ppg 3.7 rpg 26 steals/ 28 assts

• Three 25-point games this season; sixth in the ACC in ppg

F 21 Lauren Moses Fr. 6.0 ppg 5.8 rpg 22 blocks

• 14 pts/ 8 reb vs Toledo; first double-digit rebounding game at Illinois (13); 3 blocks vs Wake

F 42 Sarah Imovbioh Sr. 15.0 ppg 11.4 rpg 23 steals

• Leads the ACC in rebounding; leads the nation in offensive rebounds

QUICK FACTS
THE UNIVERSITY OF VIRGINIA

Name.....The University of Virginia
 Founded.....by Thomas Jefferson in 1819
 Nicknames.....Cavaliers, Wahos, 'Hoos
 Location.....Charlottesville, Va.
 Enrollment.....21,238 (14,898 undergraduate)
 President.....Teresa A. Sullivan (Michigan State '70)
 Athletics Director.....Craig Littlepage (Pennsylvania '73)
 Conference.....Atlantic Coast Conference (ACC)
 Colors.....Orange and Blue
 Official Athletics Websites.....VirginiaSports.com
VirginiaSportsTV.com
 University Website.....virginia.edu

WOMEN'S BASKETBALL INFORMATION

First Season of Basketball.....1973-74
 All-Time Record.....851-400 (42nd year)*
 All-Time Home Record.....415-185*
 John Paul Jones Arena.....113-35 (9th season)*
 University Hall.....302-149
 All-Time ACC Record.....332-185 (35 years)*
 Home Facility.....John Paul Jones Arena (14,593)
 Press Row Phone Number.....434-962-0579
 NCAA Tournament Appearances/Last.....24/2010
 NCAA Tournament Record.....33-24
 WNIT Tournament Appearances/Last.....5/2012
 WNIT Tournament Record.....11-6
 2013-14 Record.....14-17
 ACC Record/Finish.....6-10/10th
 Letterwinners Returning/Lost.....7/4
 Starters Returning/Lost.....2/3
 Newcomers.....4

COACHING & SUPPORT STAFF

Head Coach.....Joanne Boyle
 Career Record.....271-138*
 Virginia Record.....67-45*
 Associate Head Coach.....Kim McNeill
 Assistant Coach.....La'Keshia Frett Meredith
 Assistant Coach.....Cory McNeill
 Asst AD WBB Operations.....Sarah Holsinger
 Assistant Director of Operations.....Hadley Zeavin
 Video Coordinator.....James Rogol
 Athletic Trainer.....Shannon Soares
 Strength & Conditioning.....Robb Hornett
 Equipment Manager.....Matt Althoff

*records updated as of 1/9/15

INTERVIEW POLICY

All interview requests for Virginia women's basketball must be made through Melissa Dudek in the Virginia Athletics Media Relations Office. Players' individual phone numbers will not be given to the media at any time. Game day interviews will not be granted until the postgame press conference opportunity. Please give a minimum of 24 hours notice for all interview requests.

HOOS HOT

- Mikayla Venson is averaging 17.0 points per game in ACC contests
- Venson hit five three-pointers (in 10 attempts) against Wake, the third time this season a Cavalier made five threes in a game and the second time Venson accomplished the feat
- In the last three games, Venson is shooting 45.4 percent overall, 47.8 percent (11-of-23) from three-point range and 9-of-11 (81.8 percent) from the free throw line
- Breyana Mason is averaging 14.0 points per game in ACC contests
- In the last three games, Mason is shooting 54.5 percent overall from the field and is 5-of-9 from three-point range (55.5 percent)
- Mason was 4-of-4 from the free throw line against Wake Forest, the third time this season she has been perfect while making four or more attempts. Mason has only missed two free throws in the last 13 games
- Aliyah Huland El scored 10 points at Virginia Tech and a season-high 12 points against Wake, her second back-to-back double digit scoring efforts of the season
- In the last two games, Huland El is 8-of-20 (40.0 percent) from the field
- In the last two games, Lauren Moses is averaging 6.5 rebounds and 7.5 points. She has also tallied a combined five assists, three blocks and three steals
- Faith Randolph scored nine points (with five rebounds, four assists and two steals) against Virginia Tech, which snapped a streak of 13-straight games scoring in double-digits. She returned to double figures with an 11-point performance against Wake, scoring nine points with five rebounds in the first half before being sidelined by foul trouble.
- Virginia is shooting 39.1 percent from three-point range in ACC games so far this season, second-best among the conference teams. Alternately, Wake and Virginia Tech combined to shoot 18.5 percent (5-of-27) from three, tying UVa with Miami for the best three-point shooting defense in conference games so far

SCOUTING SYRACUSE

- Alexis Peterson leads the ACC in steals, averaging 2.67 per game, and second in assists per game with 4.7
- Brianna Butler leads the ACC in made-threes, averaging 3.0 per game, which ranks 12th in the nation
- Briana Day is second in the ACC in rebounding, averaging 10.4, also ranking second with 2.87 blocked shots per game
- Syracuse leads the ACC and is ranked sixth in the nation, averaging 19 offensive rebounds per game. The Oranges are second in steals per game (11.9) and three-point field goals per game (7.7)

CAVALIERS VS ORANGE

- Virginia is 3-2 all-time against Syracuse, but 0-1 in ACC games
- Sarah Imovbioh scored 21 points with 13 rebounds in last seasons's 84-75 loss at the Carrier Dome
- The Cavaliers held an 11-point lead midway through the first half, but a charge in the final minute of the period by the Orange had Syracuse up 37-33 at the break. In the second half, Virginia erased a 14-point deficit to briefly retake the lead, 59-58, with 9:26 remaining in the game, but the Orange finished strong

ON DECK

- Virginia returns home next Thursday, Jan. 15, hosting Boston College at 7 p.m.

ACC LEADERS

- Sarah Imovbioh leads the ACC in rebounding (11.4 per game) and in offensive rebounds per game (5.5)
- Imovbioh has fallen to second in the nation in offensive rebounds per game and is 11th in total rebounds per game
- Imovbioh is second in the ACC in field goal percentage (64.5) and fifth in the nation. Imovbioh finished her freshman season as the ACC leader in field goal shooting percentage.
- Imovbioh is 11th in the ACC points per game (15.0)
- Imovbioh's 24 rebounds against Ohio State is still the highest single-game total by an ACC player this season
- Faith Randolph ranks sixth in ACC in points per game (17.0)
- Randolph is second in free throw percentage (89.3)
- Randolph is ninth in made-threes per game (1.93)
- Lauren Moses is ninth in blocked shots (1.47 per game)
- Breyana Mason is second in assist-to-turnover ratio (2.35) and seventh in assists per game (3.6)
- The Cavaliers are fifth in the ACC in field goal percentage (44.3) and fourth in assist-to-turnover ratio (1.02)
- Virginia leads the ACC, averaging fewer turnovers per game (12.9) than any other conference team, ranking 15th in the nation

CAVALIERS OPEN ACC PLAY

- Virginia's 62-47 victory over Virginia Tech in the ACC opener was the first time since 2008-09 that the Cavaliers won the first conference game of the season.
- Virginia hasn't started the season 2-0 in conference play since 2007-08
- The victory over the Hokies was the 17th-consecutive win in the series for the Cavaliers.
- The Cavaliers hit eight three-pointers, including making five in the first half.
- Breyana Mason was one of three Cavaliers to finish the game scoring in double digits, putting up 16 points, including making a pair of three-pointers.
- Mikayla Venson scored 13 points, going 5-of-11 from the field overall and 3-of-7 from three-point range.
- Sarah Imovbioh had 11 rebounds while also scoring nine points.
- Virginia Tech's Rachel Camp scored 23 points, including making one of VT's three three-pointers.

**Blue Ribbon Panel
ACC Preseason Poll**

1. Notre Dame (835 points, 38 1st Pl)
2. Duke (733, 1 1st Pl)
3. Louisville (724, 2 1st Place)
4. North Carolina (707)
5. Florida State (545)
6. Syracuse (536)
7. Georgia Tech (508)
8. Miami (421)
9. NC State (407)
- 10. Virginia (334)**
11. Wake Forest (295)
12. Virginia Tech (184)
13. Boston College (178)
14. Clemson (169)
15. Pittsburgh (144)

**Blue Ribbon Panel
Preseason All-ACC Team**

Elizabeth Williams, Sr., C/F, Duke
Kaela Davis, So., G, Georgia Tech
Sara Hammond, Sr., F, Louisville
Allisha Gray, So., G, North Carolina
Stephanie Mavunga, So, F, UNC
Xylina McDaniel, Jr., F, North Carolina
Lindsay Allen, So., G, Notre Dame
Jewell Loyd, Jr., G, Notre Dame
Brittney Sykes, Jr., G, Syracuse
Dearica Hamby, Sr., F, Wake Forest

**Blue Ribbon Panel Preseason
ACC Player of the Year**

Jewell Loyd, Jr., G, Notre Dame

**Blue Ribbon Panel
ACC Newcomer Watch List**

Sierra Calhoun, Fr., G/F, Duke
Rebecca Greenwell, R-Fr., G, Duke
Shakayla Thomas, Fr., F, Florida State
Mariya Moore, Fr., G, Louisville
Brianna Turner, Fr., G, Notre Dame

This Week in the ACC**Thursday, Jan. 8**

Virginia 72, Wake Forest 70
Duke 74, Syracuse 72
Georgia Tech 80, BC 77
Pitt 84, North Carolina 59
NC State 73, Virginia Tech 59
Florida State 82, Clemson 52
Miami 78, Notre Dame 63

Saturday, Jan. 10

Clemson at NC State

Sunday, Jan. 11

Virginia at Syracuse
Duke at Florida State
BC at Notre Dame
Louisville at Wake Forest
Miami at Virginia Tech
Georgia Tech at North Carolina

HOT SHOOTING

- Sarah Imovbioh was 9-of-11 (81.8 percent) from the field against Howard, topping her previous-best shooting, a 7-of-9 night against Auburn. She was also 7-of-9 in the final non-conference game against Drexel.
- Mikayla Venson was 6-of-8 from the field against Radford and 3-of-4 against Auburn. All four of her shots against Auburn were from beyond the arc.
- Venson was 5-of-7 from the field against FIU
- Breyana Mason was 4-of-6 (66.7 percent) shooting against Auburn
- Aliyah Huland El went 2-of-3 from 3-point range against FIU
- Sydney Umeri was 4-of-7 at Illinois and 3-of-4 against DSU

DISHING IT OUT

- Breyana Mason had seven assists against Delaware State, the most assist by a UVa player in a game this season
- Mason is second in the ACC with 4.5 assists per game
- Mason is third in the ACC in assist-to-turnover ratio at +2.8. She started the week ranked No. 26 nationally in that stat.
- Sarah Beth Barnette had a career-high five assists against Delaware State
- Ten out of Virginia's 11 players had at least one assist against Delaware State

THREE-POINT SHOOTING

- The Cavaliers were 7-of-10 from three-point range against Auburn, the first time Virginia had a 70 percent or better three-point efficiency since making 5-of-7 (71.4 percent) against UCSB in an NCAA Tournament game in 2008.
- Faith Randolph was 9-of-16 (56.3 percent) from three-point range through the first four games of the year
- Breyana Mason went 5-of-7 from three point range in the opener against Ohio State, but hadn't taken another three-point shot until going 0-for-1 against Toledo
- Mikayla Venson matched that performance, making five of her seven three-point attempts against Delaware State
- Venson had another five-3 ptr game, making five of Virginia's 10 treys against Wake Forest

BLOCKED SHOTS

- Last season, the Cavaliers averaged 1.4 blocked shots per game, which ranked 337th nationally out of 343 teams
- This season, the Cavaliers have 58 blocked shots, already passing last season's final tally of 42
- Lauren Moses has three games this season in which she has blocked three shots.
- Moses has ranked in the top-10 of the ACC most of the season in blocked shots per game

FORCING TURNOVERS

- The Cavaliers forced 25 turnovers against FIU, scoring 31 points off the miscues. Virginia only turned the ball over seven times in the game.
- The Cavaliers forced 20 Radford turnovers while only committing five.
- Both Mikayla Venson and Sarah Imovbioh had five steals against FIU.
- Seven different players had at least one steal against Radford.

CAVALIER CLASSIC TOURNAMENT

- For the first time, the Cavalier Classic, which dates back to 1976, had pre-determined match-ups as opposed to a true “classic” format.
- All four teams finished with 1-1 records.
- Virginia fell 67-57 against Davidson, bouncing back with a 72-66 victory over Drexel
- Sarah Imovbioh and Faith Randolph were named to the six-player All-Tournament team
- Imovbioh scored 40 points with 28 rebounds, four assists and five steals
- Randolph scored 27 points with four rebounds, three assists, a block and two steals
- The Cavaliers had their worst-shooting game of the year, going 31.3 percent from the field against Davidson. Imovbioh went 9-of-11 from the field, with the rest of the team combining to go 12-of-51 (23.5 percent)
- Virginia had four players finish in double-digits against the Dragons. The Cavaliers made their last 14 free throws in the game, including going 6-of-6 from the line in the final 32 seconds.

ACTING HEAD COACH

- Associate head coach Kim McNeill served as the acting head coach for three games (Longwood, Saint Mary's, Howard), while Joanne Boyle was finalizing an adoption. McNeill went 3-0 in those games. The wins will still be reflected in Boyle's career record.

100-POINT GAME

- Virginia defeated Delaware State, 100-62, before finals break
- After Delaware State tied the game, 11-11, on a pair of free throws seven minutes into the game, Virginia went on a 30-4 run, including a span in which UVa scored 18-straight points.
- The Cavaliers went into halftime with a 55-25 lead with three players already with double-digit points. Virginia outscored Delaware State, 45-37, in the second half.
- Freshman forward Jae'Lisa Allen scored a lay-up with 17 seconds remaining in the game, the first points of her career, to give UVa its first 100-point game since the Cavaliers scored 110 points in a Nov. 18, 2009 game against USC Upstate.
- Virginia had five players finish the game scoring in double figures. Mikayla Venson had the first 20-point performance of her career, finishing with 22 points, going 8-of-10 from the field, including 5-of-7 from three-point range.
- Breyana Mason scored 16 points while also dishing seven assists with three rebounds and three steals.
- Sarah Beth Barnette had a career-high 11 rebounds to lead the team while also scoring nine points with five assists a block and a steal.

LAST ROAD GAME OF 2014

- The Illinois game was Virginia's last road contest of the calendar year. The Cavaliers will not hit the road again until kicking off ACC play at Virginia Tech on Jan. 4, 2015 and will not leave the Commonwealth until playing at Syracuse on Jan. 11.

Last Week in the ACC**Monday, Dec. 29**

Virginia 72, Drexel 66
Georgia Tech 71, Lipscomb 53
Florida State 73, Jacksonville 46
Louisville 73, Evansville 51
Clemson 64, NJIT 47
UConn 83, Duke 52

Tuesday, Dec. 30

North Carolina 71, Albany 56
Pitt 93, Delaware St 58
Villanova 74, NC State 65
Virginia Tech 60, Hofstra 43
Syracuse 74, Cent Conn St 43

Wednesday, Dec. 31

BC 66, Northeastern 56
Wake Forest 77, W Carolina 59

Friday, Jan. 2

Louisville 75, Georgia Tech 48
Notre Dame 74, Florida State 68
Clemson 63, Virginia Tech 54 OT
North Carolina 95, E Tenn St 62
Duke 84, NC A&T 36

Sunday, Jan. 4

Virginia 62, Virginia Tech 47
Notre Dame 85, Syracuse 74
Miami 74, Boston College 53
Georgia Tech 74, Clemson 66
Louisville 63, Pitt 57
Duke 70, Wake Forest 63
North Carolina 72, NC State 56

ACC/BIG TEN CHALLENGE

- The Cavaliers now have a 5-3 record all-time in the Challenge after falling 86-63 at Illinois.
- For only the second time in ACC/Big Ten Challenge history, the challenge ended in a tie with each conference winning seven games
- The ACC moves to 6-0-2 all-time in the Challenge with a 54-39 record against the Big Ten in Challenge games.
- Virginia started the game in a 13-0 deficit after going 0-for-8 from the field while also committing five turnovers before making their first field goal 8:12 into the contest.
- The Illini, who led 38-22 at the break, started the second half on a 21-5 run to put the game out of reach.
- Junior guard Faith Randolph (Derwood, Md.) led the Cavaliers with 16 points. Freshman forward Lauren Moses (Mount Holly, N.J.) had a season-high 13 rebounds, scoring five points with two blocked shots.
- The Illini shot 50.0 percent, including making 17 of 28 shots (60.7 percent) in the second half. Virginia shot 37.5 percent in the game. The Cavaliers held a 42-29 rebounding edge. UVa committed 18 turnovers while the Illini turned the ball over 11 times.

FIU THANKSGIVING CLASSIC TOURNAMENT

- Faith Randolph was named to the All-Tournament team, scoring 21 points against Toledo and 16 against FIU
- The Cavaliers suffered their first defeat of the season, falling 64-62 in their opening-round game against Toledo. Virginia held a 10-point lead, 51-41, with 11 minutes remaining in the game, but Florida International chipped away at the deficit, coming back to tie and then take a 56-55 lead with 3:22 remaining. The final minute of play included three lead changes beginning with Toledo taking a 61-60 lead with 32 seconds remaining after Virginia committed an offensive foul. Mikayla Venson swung the score back in UVa's favor, pulling up for a free-throw-line jump shot with 13 seconds remaining. Zanoguera hit a three-pointer with five seconds left in the game to give the Rockets a 64-62 lead. Venson fired off a three-point attempt as the buzzer sounded, but it clanged off the rim.
- In the consolation final, Virginia earned a 74-61 victory over FIU.
- Virginia, which led the entire game, forced 25 FIU turnovers, scoring 31 points off the miscues.
- Virginia had four players finish the game with double-digit points, led by Sarah Imovbioh who logged her fourth double-double of the season with 16 points and 10 rebounds while also matching a career high with five steals.
- Virginia went 7-of-7 from the field to start the game and 5-of-5 to start the second half.

ACC STANDINGS (through games of 1/8/15)

1.	Louisville	2-0	14-1
	Miami (FL)	2-0	12-3
	Virginia	2-0	12-3
	Duke	2-0	11-4
5.	Notre Dame	2-1	14-2
	Georgia Tech	2-1	12-5
7.	Florida St	1-1	14-2
	North Carolina	1-1	14-2
	Pittsburgh	1-1	11-4
	NC State	1-1	10-5
11.	Clemson	1-2	9-7
12.	Syracuse	0-2	10-5
	Wake Forest	0-2	9-7
	Boston College	0-2	8-7
15.	Virginia Tech	0-3	9-7

RAINING THREES VS AUBURN

- Virginia won its fourth-straight game with a 66-51 victory
- The Cavaliers broke open a five-point game by going on a 19-3 run early in the second half, making 10 of their first 13 field goal attempts in the period while Auburn went 3-of-14 in the same span. The Tigers also committed five turnovers during that same span.
- Virginia's hot-shooting second-half performance propelled the Cavaliers to a 20-point advantage with 9:16 remaining in the second half. Virginia held a 21-point lead heading into the final two minutes of play, but Auburn capitalized on four late UVa turnovers to go on a 6-0 run to close out the game.
- The Cavaliers shot 70.0 percent from three-point range, making seven of 10 while Auburn was 8-of-20 for 40.0 percent. It was the first time Virginia had a 70 percent or better three-point efficiency since making 5-of-7 (71.4 percent) against UCSB in an NCAA Tournament game in 2008.
- Sarah Imovbioh had her third double-double of the season, reaching double figures in points and rebounds by halftime and finishing with 21 points and 13 rebounds. Faith Randolph scored 18 points on 6-of-13 shooting, including going 3-of-4 from three-point range. Mikayla Venson scored 10 points.

ACC PLAYER OF THE WEEK (NOV. 17)

- Virginia senior center Sarah Imovbioh has been named the Atlantic Coast Conference Women's Basketball Player of the Week
- Imovbioh set the Virginia single-game rebounding record with 24 boards against Ohio State, and accounted for almost half of Virginia's 51 total rebounds in the game.
- Against Radford, Imovbioh only played 20 minutes, but still nearly had another double-double with 14 points and 9 boards.
- Imovbioh averaged 16 points and 16.5 rebounds in UVa's two wins.
- Imovbioh is the first Cavalier to earn this honor since Chelsea Shine was named the ACC Player of the Week on Nov. 21, 2011 after Virginia upset No. 3 Tennessee, 69-64, in overtime.

ROAD WIN AT XAVIER

- Virginia led nearly the entire game, taking a 37-25 lead into halftime.
- Xavier made just one three pointer on 11 attempts in the first half, but went 7-of-14 after the break, including Jada Byrd hitting a three-pointer as time expired, to cut the final deficit to single digits.
- The Cavaliers were 3-of-7 from three-point range and 10-of-12 from the free throw line, shooting 46.8 percent overall from the field. Virginia outrebounded Xavier, 44-33, with UVa scoring 17 second-chance points.
- Faith Randolph scored 26 points, matching her career high. Randolph went 8-of-8 from the free throw line, helping her to her second 25-point game of the season.
- Sarah Imovbioh finished with 18 points and 13 rebounds.
- Breyana Mason (6) and Mikayla Venson (5) accounted for 11 of Virginia's 14 assists.

ROUTING RADFORD

- Virginia closed out the opening homestand with a 75-47 victory over Radford.
- UVa had four players end the game in double-figures. Mikayla Venson (12 points on 6-of-8 shooting), Sarah Imovbioh (14 points with nine rebounds in 20 minutes on the court), Breyana Mason (11 points, five assists.) and Faith Randolph (11).
- Virginia never trailed in the game, holding a 31-21 advantage at halftime and outscored the Highlanders 44-26 after the break.
- Virginia forced 20 turnovers, with seven different Cavaliers getting at least one steal, scoring 21 points off the miscues. Radford outrebounded Virginia 43-38, scoring 23 second-chance points to Virginia's 13.

OHIO STATE OPENER

- Virginia topped Ohio State, 87-82 in the season-opener
- Sarah Imovbioh pulled in a school-record 24 rebounds while also scoring 18 points for her 16th career double-double.
- The game, which featured 18 lead changes and six ties, was knotted 79-79 with a minute remaining. Randolph drove through the Ohio State zone, converting a lay-up with 51 seconds left on the clock to give UVa an 81-79 advantage. After Ohio State missed a three-pointer on the opposite end, Lauren Moses came up with the rebound, her seventh of the game. The Cavaliers went 6-for-6 from the free throw line in the final 36 seconds of the game to secure the season-opening victory.
- Breyana Mason scored a career-high 22 points, going 8-of-11 from the field including making five of seven three-point attempts, with six assists.
- Faith Randolph led the Cavaliers with a 25-point performance.
- Virginia has won nine of its last ten season-openers and has never lost a home opener at John Paul Jones Arena, winning its first home game in each of the last 15 seasons.

INSIDE VIRGINIA WOMEN'S BASKETBALL RADIO SHOW

The Inside Virginia Women's Basketball Show, live from its new location at Buffalo Wild Wings in the Barracks Road Shopping Center, will return on Jan. 5. The radio program, hosted by Channing Poole and featuring head coach Joanne Boyle, players and other members of the Virginia women's basketball program, will air on WINA-1070 AM from 6-7 p.m. on the following days:

Monday, Jan. 5
Monday, Jan. 12
Monday, Jan. 19
Monday, Jan. 26
Tuesday, Feb. 3
Monday, Feb. 9
Tuesday, Feb. 17
Monday, Feb. 23
Monday, March 9

NATIONAL GIRLS & WOMEN IN SPORTS DAY

In addition to the halftime ceremony honoring this year's nominee, National Girls and Women in Sports Day will also feature a pre-game sports festival held in the men's basketball practice court at John Paul Jones Arena. The festival will include multiple sports stations for youth to visit, including basketball, field hockey, football, golf, lacrosse, soccer and volleyball. Youth completing all seven stations will receive a complimentary T-shirt. Admission to the festival, to take place from 12:30 to 1:45 p.m., is free with a game ticket.

Jan. 25 vs. Georgia Tech

PLAY4KAY

The annual "Pink Game" will feature the team decked out in pink gear. Wear pink to help raise Breast Cancer Awareness.

Feb. 15 vs. Florida State

2015-16 RECRUITING CLASS

- The Cavaliers signed three post players (two forwards and a center) to join the team in 2015-16
- Debra Ferguson, a 6-4 center from Madison Heights, Va., has averaged 10.7 points, 8.0 rebounds and 2.3 blocks per game.
- Ferguson, whose Amherst County High is located an hour south of Charlottesville, is a two-time Second-Team All-Seminole District honoree and also named First-Team All-Conference 23 last season.
- Moné Jones, a 6-3 forward from Durham, N.C., averaged 10 points, eight rebounds, six blocks and 1.5 assists per game last season, helping to lead Riverside High to the state tournament's elite eight.
- Jones is ESPN-W's No. 61 overall recruit and ranked No. 11 at her position.
- Jones earned PAC 6 All-Conference honors in 2012, 2013, and 2014 in both basketball and volleyball.
- Jones participated in the 2014 USA Basketball Women's U18 National Team Trials last May.
- Shakyna Payne, a 6-3 forward from Acworth, Ga. (the same hometown as sophomore forward Sydney Umeri), averaged 12.6 points, 10.7 rebounds and 1.2 blocks per game last season at Etowah High School, leading her team in rebounding all three years, before transferring to Southwest Atlanta Christian Academy for her senior season.
- After earning All-County honorable mention as a freshman, she was named to the second team her sophomore year before garnering first-team accolades last season.

HIGH POWERED PREP SCORING

- The Cavaliers have three players who scored over 1800 points in their prep careers.
- Aliyah Huland El leads the pack with 2286 followed by Breyana Mason at 1979 and Lauren Moses at 1823.
- Mason was the 2013 Gatorade High School State Player of the Year for Virginia.

NO. 13 RECRUITING CLASS MAKING ITS DEBUT

- The players that made up the Cavaliers second-straight top-15 recruiting class are poised to make their collegiate debuts.
- Point guard Mikayla Venson (Arlington, Va.) was the No. 8 player at her position according to Hoop-Gurlz and the top-ranked recruit in the state of Virginia despite only playing high school basketball her freshman season at Yorktown.
- Venson played AAU ball through her junior year, but hasn't played in an official basketball game in over a year.
- Another five-star recruit, wing Aliyah Huland El (Randolph, N.J.) scored over 2,200 points in her high school career, while also setting records for rebounds, assists and blocks.
- Huland El was a three-sport star at Randolph High School in New Jersey, also setting school records in volleyball for career kills (despite only playing three years) and holds the school record in the triple jump.
- Forward Lauren Moses led Rancocas Valley Regional High School to four-straight State Championship games and two stats titles (2011, 13).
- Moses was Rancocas Valley's all-time leading scorer, breaking the previous mark set by UVa alum Demya Walker.
- Jae'Lisa Allen made her collegiate debut against Radford, playing the final four minutes of the game



2014-15 VIRGINIA WOMEN'S BASKETBALL

NUMERICAL

NO.	NAME	POS.	HT.	CLASS	HOMETOWN / PREVIOUS SCHOOL
1	Mikayla Venson	Guard	5-7	FR	Arlington, Va./Yorktown
2	Jae'Lisa Allen	Forward	6-2	FR	Pine Bluff, Ark./White Hall
3	Sarah Beth Barnette	Forward	6-2	SR	Lexington, Ky./Lexington Christian Academy
10	J'Kyra Brown*	Guard	5-11	SO	Rocky Mount, N.C./Rocky Mount
12	Breyana Mason	Guard	5-8	SO	Woodbridge, Va./Forest Park
13	Tiffany Suarez	Guard	5-11	SO	Miami, Fla./Our Lady of Lourdes
15	Jaryn Garner	Guard	5-7	JR	Sewell, N.J./Germantown Academy (Pa.)
20	Faith Randolph	Guard	5-10	JR	Derwood, Md./Our Lady of Good Counsel
21	Lauren Moses	Forward	6-2	FR	Mount Holly, N.J./Rancocas
23	Aliyah Huland El	Guard	6-1	FR	Randolph, N.J./Randolph
42	Sarah Imovbioh	Center	6-2	SR	Abuja, Nigeria/St. Anne's-Belfield (Va.)
44	Sydney Umeri	Forward	6-1	SO	Acworth, Ga./The Lovett School

ALPHABETICAL

NO.	NAME	POS.	HT.	CLASS	HOMETOWN / PREVIOUS SCHOOL
2	Jae'Lisa Allen	Forward	6-2	FR	Pine Bluff, Ark./White Hall
3	Sarah Beth Barnette	Forward	6-2	SR	Lexington, Ky./Lexington Christian Academy
10	J'Kyra Brown*	Guard	5-11	SO	Rocky Mount, N.C./Rocky Mount
15	Jaryn Garner	Guard	5-7	JR	Sewell, N.J./Germantown Academy (Pa.)
23	Aliyah Huland El	Guard	6-1	FR	Randolph, N.J./Randolph
42	Sarah Imovbioh	Center	6-2	SR	Abuja, Nigeria/St. Anne's-Belfield (Va.)
12	Breyana Mason	Guard	5-8	SO	Woodbridge, Va./Forest Park
21	Lauren Moses	Forward	6-2	FR	Mount Holly, N.J./Rancocas
20	Faith Randolph	Guard	5-10	JR	Derwood, Md./Our Lady of Good Counsel
13	Tiffany Suarez	Guard	5-11	SO	Miami, Fla./Our Lady of Lourdes
44	Sydney Umeri	Forward	6-1	SO	Acworth, Ga./The Lovett School
1	Mikayla Venson	Guard	5-7	FR	Arlington, Va./Yorktown

*will sit out the 2014-15 season

PRONUNCIATION GUIDE

Jae'Lisa Allen	JUH-lisa
J'Kyra Brown	Juh-KYE-rah
Aliyah Huland El	uh-LEE-uh HOO-land ELLE
Sarah Imovbioh	lh-MOE-bee-OH
Sydney Umeri	OO-merry
La'Keshia Frett Meredith	Luh-KEY-shah

JAE'LISA ALLEN #2

Freshman • Forward • 6-2 • Pine Bluff, Ark. • White Hall



2014-15

- Made her collegiate debut against Radford (11/16), playing the final four minutes of the game
- Scored her first collegiate points in the final 30 seconds of the Delaware State game, giving the Cavaliers the basket that pushed them to the century mark

HIGH SCHOOL

- 2011-14 All-Conference
- 2014 All-State
- 2014 Full Court Award
- 2012 and 2013 All-Tournament honoree at the Music City Madness tournament
- 2014 McDonald's All-America nominee

PERSONAL

- Mother is Lisa Ruth
- Has volunteered her time with Toys for Tots, Special Olympics and the Salvation Army Bell-Ringing Campaign
- Enjoys singing and drawing
- Undeclared major

2014-15 GAME-BY-GAME:

Opponent	GS	FG-FGA	3FG-3FGA	FT-FTA	Off-Def	Total Reb	PF	Points	A	TO	Blk	Stl	Min
OHIO STATE		DNP											
RADFORD		0-1	0-0	0-0	0-0	0	0	0	0	0	0	0	4
at Xavier		DNP											
AUBURN		DNP											
vs Toledo		DNP											
at FIU		DNP											
at Illinois		DNP											
DELRWARE ST		1-2	0-0	0-0	0-1	1	2	2	0	0	0	0	6
LONGWOOD		0-0	0-0	0-0	0-1	1	1	0	0	0	0	0	3
SAINT MARYS		DNP											
HOWARD		DNP											
DAVIDSON		DNP											
DREXEL		DNP											
at Virginia Tech		DNP											
WAKE FOREST		DNP											

SINGLE GAME BESTS

POINTS

Season: 2

Career:

REBOUNDS

Season: 1

Career:

FG MADE

Season: 1

Career:

FG ATTEMPTS

Season:

Career:

3 PT FG MADE

Season:

Career:

3 PT FG ATTEMPTS

Season:

Career:

FT MADE

Season:

Career:

FT ATTEMPTS

Season:

Career:

ASSISTS

Season:

Career:

BLOCKS

Season:

Career:

STEALS

Season:

Career:

VIRGINIA CAREER STATISTICS

Year	G-GS	Min/Avg	FG-FGA	Pct.	3FG-A	Pct.	FT-FTA	Pct.	O-D	T	Avg.	Pf-DQ	Ast	TO	Blk	St	Pts	Avg
2014-15	3-0	13/4.3	1-3	.333	0-0	.000	0-0	.000	0-2	2	0.7	3-0	0	0	0	0	2	0.7

SARAH BETH BARNETTE #3

Senior • Forward • 6-2 • Lexington, KY • Lexington Christian Academy



2014-15 SEASON

- Pulled in six rebounds against Auburn
- Had a team-high 11 rebounds against Delaware State, narrowly missing a double-double with 9 pts while also adding five assists and blocking a shot in 17 mins.
- Scored five points with two rebounds and a steal in 11 minutes against Davidson

2013-14 SEASON

- Appeared in 23 games, averaging 7.7 minutes per game
- Pulled in a career-high seven rebounds against High Point
- Scored six points with two rebounds, an assist and a steal in 11 minutes against UMES

AT A GLANCE

- Sat out the 2011-12 season due to NCAA transfer rules
- Played one season at Kentucky, appearing in 29 games and averaging 1.7 points and 1.6 rebounds per game
- Averaged 23.6 points, 8.7 rebounds, 2.4 steals, 2.2 assists and 1.9 blocks per game for Lexington Christian Academy and finished her high school career with 1,928 points and 1,076 rebounds
- 2010 Kentucky Miss Basketball and Gatorade Kentucky Player of the Year

2014-15 GAME-BY-GAME:

Opponent	GS	FG-FGA	3FG-3FGA	FT-FTA	Off-Def	Total Reb	PF	Points	A	TO	Blk	Stl	Min
OHIO STATE	0-3	0-3	0-0	1-1	2	1	0	1	0	0	0	0	11
RADFORD	1-2	1-1	0-0	2-2	4	1	3	0	0	0	0	0	17
at Xavier	0-0	0-0	0-0	0-1	1	1	0	0	1	0	0	0	3
AUBURN	1-2	1-1	0-1	0-6	6	2	3	2	2	2	0	0	17
vs Toledo	0-1	0-1	0-0	0-1	1	1	0	0	0	0	0	0	2
at FIU	0-2	0-2	0-0	0-0	0	2	0	0	0	0	1	0	7
at Illinois	0-0	0-0	0-0	0-0	0	0	0	0	0	0	0	0	3
DELAWARE ST	4-5	0-1	1-2	4-7	11	0	9	5	0	1	1	1	17
LONGWOOD	1-3	0-1	0-0	3-2	5	1	2	1	0	0	0	1	17
SAINT MARYS	0-0	0-0	0-0	3-1	4	3	0	0	0	0	0	0	12
HOWARD	1-2	1-2	0-0	0-1	1	1	3	0	3	0	0	0	10
DAVIDSON	2-2	1-1	0-0	1-1	2	3	5	0	0	0	0	1	11
DREXEL	2-3	1-2	1-2	1-1	2	3	6	2	1	0	0	0	16
at Virginia Tech	0-0	0-0	0-0	0-2	2	2	0	1	0	1	0	0	4
WAKE FOREST	0-2	0-2	0-0	1-0	1	0	0	0	0	0	0	0	6

SINGLE GAME BESTS

POINTS

Season: 9 vs Delaware State (12/06/14)
Career: 10 vs. JMU (11/19/12)

REBOUNDS

Season: 11 vs Delaware State (12/06/14)
Career: 7 (2x) last vs. LA Tech (11/16/13)

FG MADE

Season: 4 vs Delaware State (12/06/14)
Career: 5 vs. JMU (11/19/12)

FG ATTEMPTS

Season: 5 vs Delaware State (12/06/14)
Career: 7 (2x) last vs. Providence (11/18/12)

3 PT FG MADE

Season:
Career: 2 at Clemson (02/21/13)

3 PT FG ATTEMPTS

Season:
Career: 5 at Clemson (02/21/13)

FT MADE

Season:
Career: 2 at Minnesota (11/29/12)

FT ATTEMPTS

Season:
Career: 3 vs. Coppin State (12/28/13)

ASSISTS

Season: 5 vs Delaware State (12/06/14)
Career: 5 vs Delaware State (12/06/14)

BLOCKS

Season: 1
Career: 1

STEALS

Season: 1
Career: 2 vs. Wake Forest (02/25/13)

VIRGINIA CAREER STATISTICS

Year	G-GS	Min/Avg	FG-FGA	Pct.	3FG-A	Pct.	FT-FTA	Pct.	O-D	T	Avg.	Pf-DQ	Ast	TO	Blk	St	Pts	Avg
2012-13	21-0	179/8.5	17-45	.378	5-21	.238	2-2	1.000	12-17	29	1.4	21-0	8	11	4	6	41	2.0
2013-14	23-0	178/7.7	15-40	.375	3-15	.200	4-9	.444	9-31	40	1.7	30-0	6	8	1	2	37	1.6
2014-15	15-0	153/10.2	12-27	.444	5-17	.294	2-5	.400	16-26	42	2.8	21-0	12	7	3	3	31	2.1
TOTAL	59-0	510/8.6	44-112	.393	13-53	.245	8-16	.500	37-74	111	1.9	72-0	26	26	8	11	109	1.8

J'KYRA BROWN

#10



Sophomore • Guard • 5-11 • Rocky Mount, N.C. • Rocky Mount

2014-15

- Will sit out the season under NCAA rules after transferring from East Carolina

2013-14 AT EAST CAROLINA

- Averaged 5.9 points per game while twice earning Conference USA Freshman of the Week honors
- Scored a season-high 29 points against Louisiana Tech, going 11-of-14 from the field and 6-of-8 from three-point range against the Lady Techsters

HIGH SCHOOL

- Finished her junior year as the leader in scoring (23.3 points per game), three-point field goals, free throws, and assists (3.2 assists per game), totalling a team-high 676 points
- Averaged 14.8 points per game as a sophomore, finishing the year with 430 points, while averaging 5.3 rebounds per game, 3.1 assists per game, 2.4 steals per game and 1.0 blocks per game
- Two-time All-State honoree
- Big East Conference (HS) Player of the Year as both a sophomore and a junior.
- Two-time Rocky Mount Telegram All-Area Player of the Year (2011, 2012)

PERSONAL

- Daughter of James and Jacqueline Brown
- Has two older siblings, James III and Jacquestavius
- Undeclared major

2014-15 GAME-BY-GAME:

Opponent	GS	FG-FGA	3FG-3FGA	FT-FTA	Off-Def	Total Reb	PF	Points	A	TO	Blk	Stl	Min
Will Not Play													

SINGLE GAME BESTS

POINTS

Season: _____

Career: _____

REBOUNDS

Season: _____

Career: _____

FG MADE

Season: _____

Career: _____

FG ATTEMPTS

Season: _____

Career: _____

3 PT FG MADE

Season: _____

Career: _____

3 PT FG ATTEMPTS

Season: _____

Career: _____

FT MADE

Season: _____

Career: _____

FT ATTEMPTS

Season: _____

Career: _____

ASSISTS

Season: _____

Career: _____

BLOCKS

Season: _____

Career: _____

STEALS

Season: _____

Career: _____

VIRGINIA CAREER STATISTICS

Year	G-GS	Min/Avg	FG-FGA	Pct.	3FG-A	Pct.	FT-FTA	Pct.	O-D	T	Avg.	Pf-DQ	Ast	TO	Blk	St	Pts	Avg
------	------	---------	--------	------	-------	------	--------	------	-----	---	------	-------	-----	----	-----	----	-----	-----

JARYN GARNER

#15



Junior • Guard • 5-7 • Sewell, N.J. • Germantown Academy (Pa.)

2014-15 SEASON

2013-14 SEASON

- Appeared in 22 games, averaging 5.3 minutes per game
- Scored eight points, going 2-of-2 from the field and 3-of-3 at the line, at Florida Gulf Coast, also grabbing three rebounds
- Had three steals in seven minutes against UMES

AT A GLANCE

- In high school, was a McDonald's All-American nominee
- Ranked a three-star prospect by ESPNHoopGurlz
- On the Germantown Academy top-ten list for career steals

2014-15 GAME-BY-GAME:

Opponent	GS	FG-FGA	3FG-3FGA	FT-FTA	Off-Def	Total	Reb	PF	Points	A	TO	Blk	Stl	Min
OHIO STATE		DNP												
RADFORD		DNP												
at Xavier		DNP												
AUBURN		DNP												
vs Toledo		DNP												
at FIU		DNP												
at Illinois		DNP												
DELAWARE ST		DNP												
LONGWOOD		DNP												
SAINT MARYS		DNP												
HOWARD		DNP												
DAVIDSON		DNP												
DREXEL		DNP												
at Virginia Tech		DNP												
WAKE FOREST		DNP												

SINGLE GAME BESTS

POINTS

Season:

Career: 10 vs Wake Forest (02/25/13)

REBOUNDS

Season:

Career: 4 vs Wake Forest (02/25/13)

FG MADE

Season:

Career: 4 vs Wake Forest (02/25/13)

FG ATTEMPTS

Season:

Career: 9 vs Wake Forest (02/25/13)

3 PT FG MADE

Season:

Career: --

3 PT FG ATTEMPTS

Season:

Career: --

FT MADE

Season:

Career: 4 at Maryland (12/06/12)

FT ATTEMPTS

Season:

Career: 5 at Maryland (12/06/12)

ASSISTS

Season:

Career: 2

BLOCKS

Season:

Career: --

STEALS

Season:

Career: 3 vs. UMES (12/17/13)

CAREER STATISTICS

Year	G-GS	Min/Avg	FG-FGA	Pct.	3FG-A	Pct.	FT-FTA	Pct.	O-D	T	Avg.	Pf-DQ	Ast	TO	Blk	St	Pts	Avg
2012-13	20-0	167/8.4	15-44	.341	0-1	.000	18-25	.720	8-18	26	1.3	21-0	8	17	0	13	48	2.4
2013-14	22-0	116/5.3	7-24	.292	1-3	.333	6-11	.545	8-9	17	0.8	17-0	3	12	1	12	21	1.0
TOTAL	42-0	283/6.7	22-68	.324	1-4	.250	24-36	.667	16-27	43	1.0	38-0	11	29	1	25	69	1.6

ALIYAH HULAND EL #23

Freshman • Guard • 6-1 • Randolph, N.J. • Randolph High



2014-15 SEASON

- Made her collegiate debut against Ohio State, scoring five points with an assist and two blocked shots in 13 minutes
- Went 2-of-3 from three-point range, scoring 8 pts against FIU
- Had back-to-back double-digit scoring games against DSU (10) and Longwood (11)

HIGH SCHOOL

- Morris County's all-time leading scorer with 2,286 points and a 21.2 ppg average at Randolph High
- Also holds Randolph High career records for rebounds (900), assists (450) and blocks (225)
- In her senior season, led the state in scoring with 810 points
- Was also a three-time MVP for the track team, holding the school record in the triple jump (38' 11/4")
- Played volleyball her freshman through junior seasons, breaking the school record for career kills with 542

PERSONAL

- Parents are Leslie-Ann Huland El and Rahim Huland El
- Father, Rahim, played college basketball at Vermont and played one season (1991) in the USBL

2014-15 GAME-BY-GAME:

Opponent	GS	FG-FGA	3FG-3FGA	FT-FTA	Off-Def	Total Reb	PF	Points	A	TO	Blk	Stl	Min
OHIO STATE	2-7	1-3	0-0	0-1	1	4	5	1	2	2	0	13	
RADFORD	2-11	0-7	3-5	1-4	5	4	7	1	0	0	1	19	
at Xavier	2-4	0-2	0-0	0-2	2	0	4	0	2	0	2	10	
AUBURN	1-7	0-1	0-0	1-1	2	2	2	1	3	1	1	22	
at Toledo	1-4	1-4	0-0	1-1	2	0	3	0	1	0	0	15	
at FIU	3-6	2-3	0-0	1-2	3	2	8	1	1	0	1	19	
at Illinois	1-5	0-2	1-2	2-1	3	3	3	0	2	0	1	15	
DELAWARE ST	5-12	0-5	0-0	2-1	3	0	10	2	0	1	0	21	
LONGWOOD	5-9	1-3	0-1	0-2	2	1	11	4	0	2	4	21	
SAINT MARYS	2-9	1-5	0-0	0-0	0	2	5	1	1	0	1	16	
HOWARD	0-3	0-2	2-2	0-0	0	1	2	0	5	0	3	16	
DAVIDSON	2-7	1-4	2-2	0-1	1	0	7	1	0	1	2	19	
DREXEL	1-4	0-3	2-2	0-2	2	2	4	4	2	0	0	15	
at Virginia Tech	4-9	2-4	0-0	1-1	2	3	10	1	1	0	0	20	
WAKE FOREST	4-11	2-7	2-2	2-1	3	3	12	1	1	0	1	24	

SINGLE GAME BESTS

POINTS

Season: 12 vs Wake Forest (01/08/15)

Career:

REBOUNDS

Season: 5 vs Radford (11/16/14)

Career:

FG MADE

Season: 5 (2x)

Career:

FG ATTEMPTS

Season: 12 vs Delaware St (12/06/14)

Career:

3 PT FG MADE

Season: 2

Career:

3 PT FG ATTEMPTS

Season: 7 vs Radford (11/16/14)

Career:

FT MADE

Season: 3

Career:

FT ATTEMPTS

Season: 5

Career:

ASSISTS

Season: 4 vs Longwood (12/16/14)

Career:

BLOCKS

Season: 2 (2x)

Career:

STEALS

Season:

Career:

CAREER STATISTICS

Year	G-GS	Min/Avg	FG-FGA	Pct.	3FG-A	Pct.	FT-FTA	Pct.	O-D	T	Avg.	Pf-DQ	Ast	TO	Blk	St	Pts	Avg
2014-15	15-0	265/17.7	35-108	.324	11-55	.200	12-16	.750	11-20	31	2.1	27-0	18	21	7	17	93	6.2

SARAH IMOVBIQH #42

Senior • Center • 6-2 • Abuja, Nigeria • St. Anne's-Belfield (Va.)



2014-15 SEASON

- Set the Virginia program record for rebounds in a single game with 24 in the season-opener against Ohio State (10 offensive, 14 defensive)
- Also scored 18 points against the Buckeyes, going 7-of-10 from the field
- ACC Player of the Week (Nov. 17)
- Scored a season-high 25 points, going 11-of-14 from the field, while also adding 15 rebounds against Longwood
- Named to the Cavalier Classic All-Tournament Team after scoring 21 points with 19 rebounds against Davidson and scoring 19 points with nine rebounds against Drexel
- Leads the nation in offensive rebounds per game (6.0) and ninth in overall rebounds per game (11.7)
- Fifth in the nation in field goal shooting percentage (64.7 percent)

2013-14 SEASON

- Ranked sixth in the ACC in rebounding at 8.2 per game, leading the Cavaliers
- Led the ACC in offensive rebounds at 4.0 per game
- Eighth in the ACC in field goal percentage (54.5 percent)
- Had 10 double-doubles this season
- Was second on the team in scoring, averaging 12.3 points per game
- Finished the season with a 27-point, 10-rebound performance against Georgia Tech in the second round of the ACC Tournament, going 9-of-11 from the field and 9-of-10 from the free throw line

AT A GLANCE

- Was ruled ineligible to compete and practice by the NCAA during her first year (2011-12)
- NCAA rules state she could earn that fourth year back if she earns 80% of her degree by her fifth year. If that does happen, she will play that fourth year as a graduate student in 2015-16
- 2011 Parade Magazine All-American High School Girls Basketball Team
- Member of the U-19 Nigerian National Team

2014-15 GAME-BY-GAME:

Opponent	GS	FG-FGA	3FG-3FGA	FT-FTA	Off-Def	Total Reb	PF	Points	A	TO	Blk	Stl	Min
OHIO STATE	*	7-10	0-0	4-6	10-14	24	1	18	0	2	3	0	32
RADFORD	*	6-10	0-0	2-3	5-4	9	3	14	0	0	0	1	20
at Xavier	*	9-14	0-0	0-1	7-6	13	2	18	1	1	0	1	35
AUBURN	*	7-9	0-0	7-8	6-7	13	0	21	2	2	0	4	28
vs Toledo	*	3-7	0-0	3-5	5-4	9	3	9	2	2	0	0	31
at FIU	*	8-12	0-0	0-1	2-8	10	4	16	1	1	0	5	25
at Illinois	*	2-4	0-0	6-11	4-4	8	4	10	0	1	2	0	23
DELAWARE ST*	*	4-9	0-0	2-5	6-3	9	3	10	1	0	1	1	18
LONGWOOD	*	11-14	0-0	3-8	8-7	15	0	25	0	1	0	1	27
SAINT MARYS	*	2-6	0-0	2-3	3-2	5	2	6	0	3	0	0	26
HOWARD	*	9-11	0-0	3-7	3-7	10	2	21	0	4	0	3	30
DAVIDSON	*	8-13	0-0	5-7	12-7	19	3	21	1	4	0	2	33
DREXEL	*	7-9	0-0	5-8	5-4	9	2	19	3	3	0	3	32
at Virginia Tech	*	3-5	0-0	3-8	5-6	11	3	9	1	1	0	1	24
WAKE FOREST*	*	3-5	0-0	2-5	1-6	7	4	8	1	3	0	1	25

SINGLE GAME BESTS

POINTS

Season: 25 vs Longwood (12/16/14)
Career: 27 vs Georgia Tech (03/06/14)

REBOUNDS

Season: 24 vs Ohio State (11/14/14)
Career: 24 vs Ohio State (11/14/14)

FG MADE

Season: 11 vs Longwood (12/16/14)
Career: 11 vs Longwood (12/16/14)

FG ATTEMPTS

Season: 14 (2x) last v Longwood (12/16/14)
Career: 17 vs. KState (11/29/13)

3 PT FG MADE

Season:
Career: 1

3 PT FG ATTEMPTS

Season:
Career: 4 at Florida State (03/02/14)

FT MADE

Season: 7 vs Auburn (11/23/14)
Career: 9 (2x) last vs. Georgia Tech (03/06/14)

FT ATTEMPTS

Season: 11 at Illinois (12/03/14)
Career: 11 (2x) last at Illinois (12/03/14)

FT PERCENTAGE

Season: 7-8 vs Auburn (11/23/14)
Career: 8-8 vs. Syracuse (11/24/12)

ASSISTS

Season: 2
Career: 4 (2x) last vs. Miami (02/27/14)

BLOCKS

Season: 3 vs Ohio State (11/14/14)
Career: 4 at NC State (02/28/13)

STEALS

Season: 5 at FIU (11/30/14)
Career: 5 (2x) last at FIU (11/30/14)

DOUBLE DOUBLES

Season: 7, last vs Davidson (12/28/14)
Career: 20, last vs Davidson (12/28/14)

CAREER STATISTICS

Year	G-GS	Min/Avg	FG-FGA	Pct.	3FG-A	Pct.	FT-FTA	Pct.	O-D	T	Avg.	Pf-DQ	Ast	TO	Blk	St	Pts	Avg
2012-13	30-13	535/17.8	91-154	.591	0-0	.000	73-106	.689	85-120	205	6.8	81-2	11	56	13	13	255	8.5
2013-14	31-30	740/23.9	144-260	.554	0-1	.000	94-168	.560	125-129	254	8.2	100-3	8	53	4	22	382	12.3
2014-15	15-15	409/27.3	89-138	.645	0-0	.000	47-86	.547	82-89	171	11.4	36-0	13	28	6	23	225	15.0
TOTAL	76-58	1684/22.2	324-552	.587	0-1	.000	214-360	.594	292-338	630	8.3	217-5	32	137	23	58	862	11.3

BREYANA MASON #12

Sophomore • Guard • 5-8 • Woodbridge, Va. • Forest Park



2014-15 SEASON

- Scored a career-high 22 points in the season-opener against Ohio State, her first career 20-point game
- Went 8-of-11 from the field overall and 5-of-7 from 3pt range vs OSU, also dishing a career-high six assists
- Had seven assists with 2 turnovers against Delaware State, also scoring 16 pts
- Scored a team-high 16 points in the ACC opener at Virginia Tech, shooting 60.0 percent

2013-14 SEASON

- Appeared in 30 games with 14 starts, averaging 3.5 points per game
- Had 37 assists and 20 steals

AT A GLANCE

- 2012-13 Gatorade Virginia Player of the Year & Parade Magazine All-American
- Attended the same high school as Virginia alum Monica Wright, breaking Wright's career scoring record, putting up 1,979 points
- Factoring in the two years of middle school (seventh and eighth grade) in which she played varsity basketball, Mason scored 3,313 points in six prep seasons

2014-15 GAME-BY-GAME:

Opponent	GS	FG-FGA	3FG-3FGA	FT-FTA	Off-Def	Total Reb	PF	Points	A	TO	Blk	Stl	Min
OHIO STATE	*	8-11	5-7	1-2	0-0	0	2	22	6	2	0	0	26
RADFORD	*	4-8	0-0	3-5	0-3	3	1	11	5	0	0	1	31
at Xavier	*	3-10	0-0	0-0	0-2	2	3	6	6	2	0	0	25
AUBURN	*	4-6	0-0	0-0	0-2	2	1	8	4	2	0	0	32
vs Toledo	*	0-7	0-1	0-0	0-3	3	2	0	3	1	0	0	29
at FIU	*	5-10	0-1	1-1	0-0	0	1	11	2	1	0	0	31
at Illinois	*	2-8	0-2	2-2	1-3	4	0	6	3	3	0	0	36
DELAWARE ST*	*	5-9	1-2	5-5	1-2	3	1	16	7	2	0	3	29
LONGWOOD *	*	2-3	0-1	6-6	1-2	3	1	10	4	1	0	3	26
SAINT MARYS *	*	2-4	1-1	2-2	0-1	1	0	7	2	1	0	2	29
HOWARD *	*	1-5	0-2	1-2	1-2	3	2	3	3	2	0	3	35
DAVIDSON *	*	2-7	0-3	0-0	0-2	2	1	4	2	2	0	2	32
DREXEL *	*	3-4	1-2	4-5	1-3	4	0	11	3	1	2	0	34
at Virginia Tech *	*	6-10	2-4	2-2	0-1	1	3	16	1	2	0	0	27
WAKE FOREST*	*	3-8	2-3	4-4	1-1	2	1	12	3	1	0	1	37

SINGLE GAME BESTS

POINTS

Season: 22 vs Ohio State (11/14/14)
Career: 22 vs Ohio State (11/14/14)

REBOUNDS

Season: 4 (2x)
Career: 4 (2x)

FG MADE

Season: 8 vs Ohio State (11/14/14)
Career: 8 vs Ohio State (11/14/14)

FG ATTEMPTS

Season: 11 vs Ohio State (11/14/14)
Career: 11 (2x) last vs Ohio State (11/14/14)

3 PT FG MADE

Season: 5 vs Ohio State (11/14/14)
Career: 5 vs Ohio State (11/14/14)

3 PT FG ATTEMPTS

Season: 7 vs Ohio State (11/14/14)
Career: 7 vs Ohio State (11/14/14)

FT MADE

Season: 6 vs Longwood (12/16/14)
Career: 6 vs Longwood (12/16/14)

FT ATTEMPTS

Season: 6 vs Longwood (12/16/14)
Career: 6 vs Longwood (12/16/14)

FT PERCENTAGE

Season: 6-6 vs Longwood (12/16/14)
Career: 6-6 vs Longwood (12/16/14)

ASSISTS

Season: 7 vs Delaware St (12/06/14)
Career: 7 vs Delaware St (12/06/14)

BLOCKS

Season: 2 vs Davidson (12/28/14)
Career: 2 vs Davidson (12/28/14)

STEALS

Season: 3 (multiple)
Career: 3

DOUBLE DOUBLES

Season:
Career:

CAREER STATISTICS

Year	G-GS	Min/Avg	FG-FGA	Pct.	3FG-A	Pct.	FT-FTA	Pct.	O-D	T	Avg.	Pf-DQ	Ast	TO	Blk	St	Pts	Avg
2013-14	30-14	553/18.4	39-118	.331	9-19	.474	17-22	.773	10-32	42	1.4	32-0	37	43	0	20	104	3.5
2014-15	15-15	459/30.6	50-110	.455	12-29	.414	31-36	.861	6-27	33	2.2	19-0	54	23	2	15	143	9.5
TOTAL	45-29	1012/22.5	89-228	.390	21-48	.438	48-58	.828	16-59	75	1.7	51-0	91	66	2	35	247	5.5

LAUREN MOSES

#21



Freshman • Forward • 6-2 • Mount Holly, N.J. • Rancocas

2014-15 SEASON

- Made her collegiate debut against Ohio State, starting the game, playing 20 minutes with four points and seven rebounds
- Had her first double-digit scoring game against Toledo, scoring 14 points with eight rebounds
- Led the team with 13 rebounds at Illinois, her first career double-digit rebounding effort
- In the victory over Wake Forest, scored eight points, going 4-of-5 from the field, with seven rebounds, two steals, two assists and three blocked shots, including a crucial block in the final 20 seconds

HIGH SCHOOL

- Led Rancocas Valley Regional High School to four-straight State Championship games and two state titles (2013, 2011)
- Scored 1,823 points in her high school career to become Rancocas Valley's all-time leading scorer in school history, breaking the previous mark set by UVa alum Demya Walker
- Ranked in the espnW 100 rankings at No. 17 in her position and No. 98 overall

PERSONAL

- Daughter of Vernon and Trinice Moses
- Brother, Dezman Moses, was an outside linebacker for the Green Bay packers (2012) and the Kansas City Chiefs (2013)
- Also has an older sister, Shaina

2014-15 GAME-BY-GAME:

Opponent	GS	FG-FGA	3FG-3FGA	FT-FTA	Off-Def	Total Reb	PF	Points	A	TO	Blk	Stl	Min
OHIO STATE	*	1-6	0-0	2-2	4-3	7	4	4	0	1	2	1	20
RADFORD	*	3-7	0-0	1-3	2-3	5	2	7	0	1	2	0	23
at Xavier	*	3-5	0-0	2-3	0-6	6	2	8	1	1	2	2	23
AUBURN	*	1-5	0-0	1-2	2-3	5	3	3	1	3	1	1	27
vs Toledo	*	6-10	0-0	2-4	5-3	8	4	14	0	2	0	0	25
at FIU	*	3-8	0-0	1-2	2-2	4	2	7	2	0	3	2	29
at Illinois	*	2-6	0-0	1-4	4-9	13	5	5	0	3	2	0	27
DELAWARE ST*		1-4	0-0	4-8	3-3	6	3	6	2	0	1	1	23
LONGWOOD*		4-5	0-0	2-2	0-2	2	1	10	3	2	3	1	18
SAINT MARYS*		2-4	0-0	0-1	1-3	4	4	4	0	1	0	0	15
HOWARD*		0-2	0-0	5-6	2-4	6	2	5	2	1	1	1	24
DAVIDSON*		2-7	1-4	2-2	0-1	1	0	7	1	0	1	2	19
DREXEL*		1-7	0-0	0-2	1-2	3	3	2	0	2	2	1	19
at Virginia Tech*		2-7	0-0	1-2	4-4	8	3	5	3	2	0	1	32
WAKE FOREST*		4-5	0-0	0-0	3-4	7	3	8	2	2	3	2	33

SINGLE GAME BESTS

POINTS

Season: 14 vs Toledo (11/28/14)

Career:

REBOUNDS

Season: 13 at Illinois (12/03/14)

Career:

FG MADE

Season: 6 vs Toledo (11/28/14)

Career:

FG ATTEMPTS

Season: 10 vs Toledo (11/28/14)

Career:

3 PT FG MADE

Season:

Career:

3 PT FG ATTEMPTS

Season:

Career:

FT MADE

Season:

Career:

FT ATTEMPTS

Season:

Career:

ASSISTS

Season: 3 (2x)

Career:

BLOCKS

Season: 3 (3x)

Career:

STEALS

Season: 2

Career:

CAREER STATISTICS

Year	G-GS	Min/Avg	FG-FGA	Pct.	3FG-A	Pct.	FT-FTA	Pct.	O-D	T	Avg.	Pf-DQ	Ast	TO	Blk	St	Pts	Avg
2014-15	15-15	350/23.3	34-86	.395	0-0	.000	22-41	.537	34-53	87	5.8	44-1	17	24	22	13	90	6.0

FAITH RANDOLPH #20

Junior • Guard • 5-10 • Derwood, Md. • Our Lady of Good Counsel



2014-15 SEASON

- Opened the season with a 25-point performance against Ohio State, one point shy of her career high, taking 22 shots in the game
- Her start against OSU was just the 12th of her career and her first since Dec. 28, 2013 against Coppin State
- Scored 26 points at Xavier, matching her career high. It also made her the 21st player in program history to record three or more 25-point games in their UVA career
- Averaged 20.2 ppg in the first five games
- FIU Thanksgiving Classic All-Tournament Team
- Went 8-of-8 from the free throw line in the final 69 seconds vs Saint Mary's, helping to seal the victory and giving her her 4th 20-pt game of the year
- Had back-to-back 20-point games for the first time in her career, scoring 26 in the next game against Howard
- Cavalier Classic All-Tournament Team

2013-14 SEASON

- Was voted the ACC Sixth Player of the Year, the second-ever Cavalier to earn the honor
- Led all ACC "bench" players in scoring, averaging 11.8 points per game and is second in steals at 1.6 per game

2014-15 GAME-BY-GAME:

Opponent	GS	FG-FGA	3FG-3FGA	FT-FTA	Off-Def	Total Reb	PF	Points	A	TO	Blk	Stl	Min
OHIO STATE	*	9-22	3-7	4-5	1-5	6	3	25	5	1	0	3	36
RADFORD	*	5-11	1-3	0-0	0-4	4	2	11	0	0	0	2	28
at Xavier	*	8-14	2-2	8-8	1-3	4	2	26	0	3	0	3	35
AUBURN	*	6-13	3-4	3-4	0-5	5	3	18	0	2	2	2	33
vs Toledo	*	8-15	5-10	0-0	0-2	2	5	21	2	1	0	1	29
at FIU	*	6-12	0-3	4-5	0-1	1	1	16	1	0	0	1	30
at Illinois	*	5-17	1-5	5-5	0-2	2	2	16	3	5	0	0	27
DELAWARE ST*	*	6-12	2-3	1-2	0-1	1	2	15	1	2	0	0	25
LONGWOOD	*	6-14	0-4	2-2	0-2	2	1	14	1	0	0	3	26
SAINT MARYS	*	5-13	2-5	8-8	0-5	5	4	20	4	2	1	3	36
HOWARD	*	10-20	3-6	3-4	1-6	7	2	26	3	2	1	3	32
DAVIDSON	*	4-19	3-11	4-4	0-1	1	2	15	2	3	1	1	33
DREXEL	*	3-10	2-6	4-4	0-3	3	4	12	1	4	0	1	31
at Virginia Tech*	*	3-11	1-5	2-3	1-4	5	0	9	4	2	0	2	33
WAKE FOREST*	*	4-15	1-4	2-2	4-3	7	4	11	1	3	0	1	24

SINGLE GAME BESTS

POINTS

Season: 26 (2x) last vs Howard (12/21/14)
 Career: 26 (3x) last vs Howard (12/21/14)

REBOUNDS

Season: 7 vs Wake Forest (01/08/15)
 Career: 8 vs. North Carolina (02/20/14)

FG MADE

Season: 10 vs Howard (12/21/14)
 Career: 2x last 10 vs Howard (12/21/14)

FG ATTEMPTS

Season: 22 vs Ohio State (11/14/14)
 Career: 22 vs Ohio State (11/14/14)

3 PT FG MADE

Season: 3 vs Ohio State (11/14/14)
 Career: 4 (2x) last vs. Florida State (01/19/14)

3 PT FG ATTEMPTS

Season: 10 vs Toledo (11/28/14)
 Career: 10 vs Toledo (11/28/14)

FT MADE

Season: 8 at Xavier (11/20/14)
 Career: 10 vs. High Point (11/11/13)

FT ATTEMPTS

Season: 8 at Xavier (11/20/14)
 Career: 11 vs. High Point (11/11/13)

FT PERCENTAGE

Season: 8-8 (2x) last vs St Marys (12/19/14)
 Career: 9-9 at UNC (2/20/14)

ASSISTS

Season: 5 vs Ohio State (11/14/14)
 Career: 6 vs. LA Tech (11/16/13)

BLOCKS

Season: 1
 Career: 1

STEALS

Season: 3
 Career: 3 (several)

DOUBLE-DOUBLES

Season:
 Career:

CAREER STATISTICS

Year	G-GS	Min/Avg	FG-FGA	Pct.	3FG-A	Pct.	FT-FTA	Pct.	O-D	T	Avg.	Pf-DQ	Ast	TO	Blk	St	Pts	Avg
2012-13	30-7	624/20.8	49-186	.263	13-66	.197	39-47	.830	13-36	49	1.6	22-0	26	47	2	18	150	5.0
2013-14	31-4	704/22.7	137-330	.415	25-88	.284	68-89	.764	45-52	97	3.1	67-1	44	56	1	43	367	11.8
2014-15	15-15	458/30.5	88-218	.404	29-78	.372	50-56	.893	8-47	55	3.7	37-1	28	30	5	26	255	17.0
TOTAL	76-26	1786/23.5	274-734	.373	67-232	.289	157-192	.818	66-135	201	2.6	126-2	98	133	8	87	772	10.2

TIFFANY SUAREZ #13

Sophomore • Guard • 5-11 • Miami, Fla. • Our Lady of Lourdes



2014-15 SEASON

- Scores six points against Radford, going 4-of-4 from the free throw line
- Had three blocked shots while also scoring eight points against Longwood

2013-14 SEASON

- Appeared in 26 games with five starts
- Averaged 2.9 points with 1.1 rebounds
- In her first collegiate games in her home state, scored 17 points at the FGCU Tournament, including logging her first double-digit scoring effort against FGCU with 13 points
- After scoring 16 points against Coppin State, going 7-of-10 from the field, earned her first career start against Princeton in the championship game of the Cavalier Classic
- Scored in each of the last four games to close out the season, including both ACC tournament games

AT A GLANCE

- Dade County Girl's Basketball 8A Player of the Year
- Three-time All-State
- Two-time All-Dade County
- Ranked No. 74 overall by Blue Star and No. 31 at her position by ESPN Hoop Gurlz

2014-15 GAME-BY-GAME:

Opponent	GS	FG-FGA	3FG-3FGA	FT-FTA	Off-Def	Total Reb	PF	Points	A	TO	Blk	Stl	Min
OHIO STATE	0-4	0-0	0-0	0-0	0-0	0	2	0	1	0	0	0	11
RADFORD	1-5	0-1	4-4	0-0	0-0	0	1	6	1	2	0	2	19
at Xavier	1-5	0-0	0-0	0-0	0-0	0	2	2	0	0	0	0	16
AUBURN	0-0	0-0	1-2	0-0	0-0	0	1	1	0	1	0	0	7
vs Toledo	0-3	0-0	0-0	1-1	1-1	2	1	0	1	1	0	0	10
at FIU	0-1	0-0	0-0	0-0	0-0	0	0	0	1	0	1	0	8
at Illinois	1-2	0-0	0-0	2-0	2-0	2	3	2	2	0	0	1	14
DELAWARE ST	1-4	0-0	2-2	0-1	1-1	1	2	4	2	1	0	0	14
LONGWOOD	4-7	0-1	0-0	0-1	1-1	1	2	8	1	0	3	0	17
SAINT MARYS	0-3	0-0	0-0	0-1	1-1	1	2	0	0	1	0	2	6
HOWARD	0-3	0-0	0-0	2-3	5-0	5	0	0	0	1	0	1	6
DAVIDSON	0-0	0-0	0-0	0-0	0-0	0	0	0	0	0	0	0	1
DREXEL	0-0	0-0	0-0	0-0	0-0	0	1	0	0	1	0	0	5
at Virginia Tech	0-2	0-0	0-0	0-0	0-0	0	2	0	0	1	0	0	9
WAKE FOREST	DNP												

SINGLE GAME BESTS

POINTS

Season: 8 vs Longwood (12/16/14)
 Career: 16 vs. Coppin State (12/28/13)

REBOUNDS

Season: 2
 Career: 5 vs. Clemson (02/02/14)

FG MADE

Season: 4 vs Longwood (12/16/14)
 Career: 7 vs. Coppin State (12/28/13)

FG ATTEMPTS

Season: 7 vs Longwood (12/16/14)
 Career: 13 (2x) last at FGCU (12/21/13)

3 PT FG MADE

Season: --
 Career: --

3 PT FG ATTEMPTS

Season:
 Career: 3 vs. UMES (12/17/13)

FT MADE

Season:
 Career: 5 at FGCU (12/21/13)

FT ATTEMPTS

Season:
 Career: 5 at FGCU (12/21/13)

ASSISTS

Season: 2
 Career: 6 vs. Coppin State (12/28/13)

BLOCKS

Season: 3 vs Longwood (12/16/14)
 Career: 3 vs Longwood (12/16/14)

STEALS

Season: 2 vs Radford (11/16/14)
 Career: 3 (2x) last vs. Florida State (01/19/14)

DOUBLE DOUBLES

Season:
 Career:

CAREER STATISTICS

Year	G-GS	Min/Avg	FG-FGA	Pct.	3FG-A	Pct.	FT-FTA	Pct.	O-D	T	Avg.	Pf-DQ	Ast	TO	Blk	St	Pts	Avg
2013-14	26-5	318/12.2	28-93	.301	0-7	.000	19-25	.760	8-21	29	1.1	38-1	27	33	1	14	75	2.9
2014-15	14-0	143/10.2	8-39	.205	0-2	.000	7-8	.875	5-7	12	0.9	19-0	9	9	4	6	23	1.6
TOTAL	40-5	461/11.5	36-132	.273	0-9	.000	26-33	.788	13-28	41	1.0	57-1	36	42	5	20	98	2.5

SYDNEY UMERI

#44

Sophomore • Forward • 6-1 • Acworth, Ga. • The Lovett School



2014-15 SEASON

- Had eight rebounds at Xavier
- Had the second double-digit scoring game of her career at Illinois, also matching her career high with eight rebounds

2013-14 SEASON

- Appeared in all 31 games with 11 starts, averaging 18.0 minutes per game
- Averaged 2.8 points and 2.8 rebounds per game
- Made her collegiate debut at James Madison, starting the game
- Played 30 minutes, scoring four points in her debut
- Had her first double-digit scoring game at Liberty with 12 points
- Started the first 10 games of the season before coming off the bench at FGCU
- Scored six of her eight points at Wake Forest in a span of 1:42 during the second half

AT A GLANCE

- Ranked No. 29 overall and as the No. 9 forward by ESPN HoopGurlz
- Won a gold medal with the 2011 USA Basketball's U16 team at the FIBA Americas Championship in Mérida, Mexico
- Helped lead The Lovett School to a 2012 Georgia Region 6AA championship
- 2013 McDonald's All-America nominee
- Also competed one season (2009) for The Lovett School track team in the long and triple jumps, 400 and 4x400 and 4x100 relays as well as being a middle blocker for two seasons on the volleyball team

2014-15 GAME-BY-GAME:

Opponent	GS	FG-FGA	3FG-3FGA	FT-FTA	Off-Def	Total Reb	PF	Points	A	TO	Blk	Stl	Min
OHIO STATE	1-1	0-0	0-0	0-0	0-3	3	1	2	0	0	0	0	16
RADFORD	2-3	0-0	0-0	0-0	0-1	1	4	4	1	0	2	1	16
at Xavier	1-1	0-0	0-0	0-0	3-5	8	2	2	1	3	1	0	18
AUBURN	0-0	0-0	0-0	0-0	0-0	0	1	0	0	0	0	0	8
vs Toledo	2-3	0-0	2-2	1-2	3	1	6	1	0	0	0	0	22
at FIU	2-4	0-0	0-0	0-0	0-0	0	2	4	0	2	1	0	19
at Illinois	4-7	0-0	2-2	3-5	8	1	10	0	1	0	0	0	25
DELAWARE ST	3-4	0-0	0-0	1-1	2	1	6	1	0	2	2	2	15
LONGWOOD	0-2	0-0	0-0	0-0	0-1	1	1	0	0	1	0	0	15
SAINT MARYS	3-3	0-0	0-0	0-3	3	2	6	2	0	0	0	0	27
HOWARD	2-3	0-0	0-0	1-4	5	0	4	2	2	0	0	0	16
DAVIDSON	1-3	0-0	0-0	0-3	3	3	2	1	2	1	1	1	24
DREXEL	0-2	0-0	2-2	1-0	1	0	2	0	1	0	0	0	13
at Virginia Tech	0-1	0-0	0-0	1-4	5	1	0	0	2	0	0	0	20
WAKE FOREST	0-1	0-0	0-0	0-0	0-1	1	2	0	1	4	0	1	15

SINGLE GAME BESTS

POINTS

Season: 10 at Illinois (12/03/14)

Career: 12 at Liberty (11/19/13)

REBOUNDS

Season: 8 (2x) last at Illinois (12/03/14)

Career: 8 (3x) last at Illinois (12/03/14)

FG MADE

Season: 4 at Illinois (12/03/14)

Career: 4 (3x) at Illinois (12/03/14)

FG ATTEMPTS

Season: 7 at Illinois (12/03/14)

Career: 7 at Illinois (12/03/14)

3 PT FG MADE

Season:

Career:

3 PT FG ATTEMPTS

Season: --

Career: --

FT MADE

Season:

Career: 5 vs. UMES (12/17/13)

FT ATTEMPTS

Season:

Career: 6 vs. UMES (12/17/13)

ASSISTS

Season: 2

Career: 2

BLOCKS

Season: 2 vs Radford (11/16/14)

Career: 2 vs Radford (11/16/14)

STEALS

Season: 2

Career: 2

DOUBLE DOUBLES

Season:

Career:

CAREER STATISTICS

Year	G-GS	Min/Avg	FG-FGA	Pct.	3FG-A	Pct.	FT-FTA	Pct.	O-D	T	Avg.	Pf-DQ	Ast	TO	Blk	St	Pts	Avg
2013-14	31-11	557/18.0	32-93	.344	0-0	.000	22-33	.667	46-42	88	2.8	64-2	15	43	4	17	86	2.8
2014-15	15-0	269/17.9	21-38	.553	0-0	.000	6-7	.857	11-33	44	2.9	22-0	10	18	7	5	48	3.2
TOTAL	46-11	826/18.0	53-131	.405	0-0	.000	28-40	.700	57-75	132	2.9	86-2	25	61	11	22	134	2.9

MIKAYLA VENSON

#1



Freshman • Guard • 5-7 • Arlington, Va. • Yorktown High

2014-15 SEASON

- Started in her first career game against Ohio State, scoring 11 points with three assists and two steals in 35 minutes
- Had three double-digit scoring efforts in the first four games of her career
- Had a season-high five steals at FIU while also scoring 12 points on 5-of-7 shooting
- Had her first 20-point game, scoring 22 points on 8-of-10 shooting (5-of-7 from 3 pt range) against Delaware St
- After going 0-of-8 from the floor against Davidson, had her second-highest scoring performance of the year, putting up 16 points against Drexel
- Scored 21 points against Wake, including scoring all 10 of UVa's points in the final 2:32 of their comeback win against Wake, including making two free throws in the final second that decided the game

HIGH SCHOOL

- Played one season at Yorktown High School, averaging 14.3 points per game and 5.5 assists per game
- 2011 Virginia High School League National District Co-Player of the Year and National District Rookie of the Year
- Virginia High School League National District First Team All-District, All-Rookie Team and All-Defensive Team
- Did not play high school basketball after her freshman season, but continued training with her father and playing with AAU club teams
- Ranked No. 31 overall by Blue Star Report and No. 33 overall and No. 7 at her position by ESPN Hoopgurlz

2014-15 GAME-BY-GAME:

Opponent	GS	FG-FGA	3FG-3FGA	FT-FTA	Off-Def	Total Reb	PF	Points	A	TO	Blk	Stl	Min
OHIO STATE	*	3-12	1-6	4-4	0-1	1	2	11	3	2	0	2	35
RADFORD	*	6-8	0-2	0-0	0-3	3	2	12	1	2	0	1	23
at Xavier	*	2-9	1-3	0-0	0-6	6	1	5	5	2	1	0	35
AUBURN	*	3-4	3-4	1-3	0-3	3	3	10	1	2	0	0	26
at Toledo	*	4-10	1-4	0-0	1-0	1	2	9	4	1	0	0	37
at FIU	*	5-7	0-1	2-2	0-2	2	3	12	2	2	0	5	32
at Illinois	*	4-7	3-5	0-0	0-0	0	1	11	1	2	0	0	30
DELAWARE ST*		8-10	5-7	1-1	0-2	2	3	22	2	3	1	2	32
LONGWOOD	*	5-11	1-3	0-0	0-1	1	3	11	4	1	0	2	30
SAINT MARYS	*	6-14	2-7	0-0	0-1	1	2	14	4	5	0	0	33
HOWARD	*	4-10	0-2	2-2	0-1	1	1	10	4	5	0	2	31
DAVIDSON	*	0-8	0-4	1-2	0-3	3	2	1	1	1	0	0	35
DREXEL	*	4-9	3-6	5-5	1-6	7	3	16	1	2	0	1	35
at Virginia Tech	*	5-11	3-7	0-0	0-0	0	2	13	2	0	0	0	31
WAKE FOREST*		6-13	5-10	4-6	0-2	2	1	21	2	3	0	2	36

SINGLE GAME BESTS

POINTS

Season: 22 vs Delaware St (12/06/14)

Career:

REBOUNDS

Season: 7 vs Drexel (12/29/14)

Career:

FG MADE

Season: 8 vs Delaware St (12/06/14)

Career:

FG ATTEMPTS

Season: 14 vs Saint Mary's (12/19/14)

Career:

3 PT FG MADE

Season: 5 (2x) last vs Wake (01/08/15)

Career:

3 PT FG ATTEMPTS

Season: 10 vs Wake (01/08/15)

Career:

FT MADE

Season: 5 vs Drexel (12/29/14)

Career:

FT ATTEMPTS

Season: 6 vs Wake (01/08/15)

Career:

FT PERCENTAGE

Season: 5-5 vs Drexel (12/29/14)

Career:

ASSISTS

Season: 5 at Xavier (11/20/14)

Career:

BLOCKS

Season: 1

Career:

STEALS

Season: 5 at FIU (11/30/14)

Career:

CAREER STATISTICS

Year	G-GS	Min/Avg	FG-FGA	Pct.	3FG-A	Pct.	FT-FTA	Pct.	O-D	T	Avg.	Pf-DQ	Ast	TO	Blk	St	Pts	Avg
2014-15	15-15	481/32.1	65-143	.455	28-71	.394	20-25	.800	2-31	33	2.2	31-0	37	33	2	17	178	11.9



2014-15 Virginia Women's Basketball Virginia Combined Team Statistics (as of Jan 08, 2015) All games

RECORD:	OVERALL	HOME	AWAY	NEUTRAL
ALL GAMES	12-3	9-1	3-1	0-1
CONFERENCE	2-0	1-0	1-0	0-0
NON-CONFERENCE	10-3	8-1	2-1	0-1

#	Player	gp-gs	min	Total		3-Point		F-Throw		Rebounds				pf	dq	a	to	blk	stl	pts	avg			
				fg-fga	fg%	3fg-fga	3fg%	ft-fa	ft%	off	def	tot	avg											
20	Faith Randolph	15-15	458	30.5	88-218	.404	29-78	.372	50-56	.893	8	47	55	3.7	37	1	28	30	5	26	255	17.0		
42	Sarah Imovbioh	15-15	409	27.3	89-138	.645	0-0	.000	47-86	.547	82	89	171	11.4	36	0	13	28	6	23	225	15.0		
01	Mikayla Venson	15-15	481	32.1	65-143	.455	28-71	.394	20-25	.800	2	31	33	2.2	31	0	37	33	2	17	178	11.9		
12	Breyana Mason	15-15	459	30.6	50-110	.455	12-29	.414	31-36	.861	6	27	33	2.2	19	0	54	23	2	15	143	9.5		
23	Aliyah Huland El	15-0	265	17.7	35-108	.324	11-55	.200	12-16	.750	11	20	31	2.1	27	0	18	21	7	17	93	6.2		
21	Lauren Moses	15-15	350	23.3	34-86	.395	0-0	.000	22-41	.537	34	53	87	5.8	44	1	17	24	22	13	90	6.0		
44	Sydney Umeri	15-0	269	17.9	21-38	.553	0-0	.000	6-7	.857	11	33	44	2.9	22	0	10	18	7	5	48	3.2		
03	Sarah Beth Barnette	15-0	153	10.2	12-27	.444	5-17	.294	2-5	.400	16	26	42	2.8	21	0	12	7	3	3	31	2.1		
13	Tiffany Suarez	14-0	143	10.2	8-39	.205	0-2	.000	7-8	.875	5	7	12	0.9	19	0	9	9	4	6	23	1.6		
02	Jae'Lisa Allen	3-0	13	4.3	1-3	.333	0-0	.000	0-0	.000	0	2	2	0.7	3	0	0	0	0	0	2	0.7		
Team											33	33	66											
Total.....		15	3000		403-910	.443	85-252	.337	197-280	.704	208	368	576	38.4	259	2	198	194	58	125	1088	72.5		
Opponents.....		15	3000		334-855	.391	87-288	.302	161-232	.694	178	346	524	34.9	273	-	191	254	41	85	916	61.1		

TEAM STATISTICS	VA	OPP	Date	Opponent	Score	Att.
SCORING	1088	916	11/14/14	OHIO STATE	w 87-82	3358
Points per game	72.5	61.1	11/16/14	RADFORD	w 75-47	3172
Scoring margin	+11.5	-	11/20/14	at Xavier	w 71-62	714
FIELD GOALS-ATT	403-910	334-855	11/23/14	AUBURN	w 66-51	3526
Field goal pct	.443	.391	11/28/14	vs Toledo	L 62-64	436
3 POINT FG-ATT	85-252	87-288	11/30/14	at FIU	w 74-61	305
3-point FG pct	.337	.302	12/03/14	at Illinois	L 63-86	1253
3-pt FG made per game	5.7	5.8	12/06/14	DELAWARE STATE	w 100-62	2998
FREE THROWS-ATT	197-280	161-232	12/16/14	LONGWOOD	w 91-49	2841
Free throw pct	.704	.694	12/19/14	SAINT MARY'S	w 62-49	2950
F-Throws made per game	13.1	10.7	12/21/14	HOWARD	w 74-53	3014
REBOUNDS	576	524	12/28/14	DAVIDSON	L 57-67	3392
Rebounds per game	38.4	34.9	12/29/14	DREXEL	w 72-66	3031
Rebounding margin	+3.5	-	* 01/04/15	at Virginia Tech	w 62-47	1225
ASSISTS	198	191	* 01/08/15	WAKE FOREST	w 72-70	3034
Assists per game	13.2	12.7				
TURNOVERS	194	254	* - Conference game			
Turnovers per game	12.9	16.9				
Turnover margin	+4.0	-				
Assist/turnover ratio	1.0	0.8				
STEALS	125	85				
Steals per game	8.3	5.7				
BLOCKS	58	41				
Blocks per game	3.9	2.7				
ATTENDANCE	31316	3933				
Home games-Avg/Game	10-3132	4-874				
Neutral site-Avg/Game	-	1-436				

Score by Periods	1st	2nd	Totals
Virginia	517	571	1088
Opponents	413	503	916

**2014-15 Virginia Women's Basketball
Virginia Combined Team Statistics (as of Jan 08, 2015)
Conference games**

RECORD:	OVERALL	HOME	AWAY	NEUTRAL
ALL GAMES	2-0	1-0	1-0	0-0
CONFERENCE	2-0	1-0	1-0	0-0
NON-CONFERENCE	0-0	0-0	0-0	0-0

#	Player	gp-gs	min	avg	Total		3-Point		F-Throw		Rebounds				pf	dq	a	to	blk	stl	pts	avg
					fg-fga	fg%	3fg-fga	3fg%	ft-fa	ft%	off	def	tot	avg								
01	Mikayla Venson	2-2	67	33.5	11-24	.458	8-17	.471	4-6	.667	0	2	2	1.0	3	0	4	3	0	2	34	17.0
12	Breyana Mason	2-2	64	32.0	9-18	.500	4-7	.571	6-6	1.000	1	2	3	1.5	4	0	4	3	0	1	28	14.0
23	Aliyah Huland El	2-0	44	22.0	8-20	.400	4-11	.364	2-2	1.000	3	2	5	2.5	6	0	2	2	0	1	22	11.0
20	Faith Randolph	2-2	57	28.5	7-26	.269	2-9	.222	4-5	.800	5	7	12	6.0	4	0	5	5	0	3	20	10.0
42	Sarah Imovbioh	2-2	49	24.5	6-10	.600	0-0	.000	5-13	.385	6	12	18	9.0	7	0	2	4	0	2	17	8.5
21	Lauren Moses	2-2	65	32.5	6-12	.500	0-0	.000	1-2	.500	7	8	15	7.5	6	0	5	4	3	3	13	6.5
13	Tiffany Suarez	1-0	9	9.0	0-2	.000	0-0	.000	0-0	.000	0	0	0	0.0	2	0	0	1	0	0	0	0.0
03	Sarah Beth Barnette	2-0	10	5.0	0-2	.000	0-2	.000	0-0	.000	1	2	3	1.5	2	0	1	0	1	0	0	0.0
44	Sydney Umeri	2-0	35	17.5	0-2	.000	0-0	.000	0-0	.000	1	5	6	3.0	3	0	1	6	0	1	0	0.0
Team											2	4	6									
Total.....		2	400		47-116	.405	18-46	.391	22-34	.647	26	44	70	35.0	37	0	24	28	4	13	134	67.0
Opponents.....		2	400		45-110	.409	5-27	.185	22-35	.629	25	49	74	37.0	34	-	27	35	6	13	117	58.5

TEAM STATISTICS	VA	OPP	Date	Opponent	Score	Att.
SCORING	134	117	* 01/04/15	at Virginia Tech	w 62-47	1225
Points per game	67.0	58.5	* 01/08/15	WAKE FOREST	w 72-70	3034
Scoring margin	+8.5	-	* - Conference game			
FIELD GOALS-ATT	47-116	45-110				
Field goal pct	.405	.409				
3 POINT FG-ATT	18-46	5-27				
3-point FG pct	.391	.185				
3-pt FG made per game	9.0	2.5				
FREE THROWS-ATT	22-34	22-35				
Free throw pct	.647	.629				
F-Throws made per game	11.0	11.0				
REBOUNDS	70	74				
Rebounds per game	35.0	37.0				
Rebounding margin	-2.0	-				
ASSISTS	24	27				
Assists per game	12.0	13.5				
TURNOVERS	28	35				
Turnovers per game	14.0	17.5				
Turnover margin	+3.5	-				
Assist/turnover ratio	0.9	0.8				
STEALS	13	13				
Steals per game	6.5	6.5				
BLOCKS	4	6				
Blocks per game	2.0	3.0				
ATTENDANCE	3034	1225				
Home games-Avg/Game	1-3034	1-1225				
Neutral site-Avg/Game	-	0-0				

Score by Periods	1st	2nd	Totals
Virginia	67	67	134
Opponents	56	61	117



Official Basketball Box Score -- Game Totals -- Final Statistics
Ohio State vs Virginia
 11/14/14 7 p.m. at JPJ Arena, Charlottesville, Va.



Ohio State 82 • 0-1

#	Player	Total		3-Ptr		Rebounds			PF	TP	A	TO	Blk	Stl	Min
		FG-FGA	FT-FTA	FG-FGA	FT-FTA	Off	Def	Tot							
22	Alexa Hart	f	3-6	0-0	0-0	4	5	9	3	6	1	0	3	1	27
03	Kelsey Mitchell	g	9-27	3-12	5-8	0	2	2	4	26	4	3	1	0	38
13	Cait Craft	g	4-11	2-6	0-0	2	1	3	0	10	1	1	0	1	39
14	Ameryst Alston	g	8-16	5-8	6-6	0	4	4	3	27	3	2	0	0	39
20	Asia Doss	g	2-8	1-4	2-2	1	6	7	2	7	6	3	0	1	32
01	Kalpana Beach	g	3-6	0-0	0-0	1	6	7	3	6	0	0	1	0	20
21	Lisa Blair	g	0-0	0-0	0-0	0	1	1	0	0	0	0	0	0	5
	Team					5	2	7							
	Totals		29-74	11-30	13-16	13	27	40	15	82	15	9	5	3	200

FG % 1st Half: 15-40 37.5% 2nd half: 14-34 41.2% Game: 29-74 39.2%
 3FG % 1st Half: 4-14 28.6% 2nd half: 7-16 43.8% Game: 11-30 36.7%
 FT % 1st Half: 9-10 90.0% 2nd half: 4-6 66.7% Game: 13-16 81.3%

Virginia 87 • 1-0

#	Player	Total		3-Ptr		Rebounds			PF	TP	A	TO	Blk	Stl	Min
		FG-FGA	FT-FTA	FG-FGA	FT-FTA	Off	Def	Tot							
21	Lauren Moses	f	1-6	0-0	2-2	4	3	7	4	4	0	1	2	1	20
42	Sarah Imovbioh	c	7-10	0-0	4-6	10	14	24	1	18	0	2	3	0	32
01	Mikayla Venson	g	3-12	1-6	4-4	0	1	1	2	11	3	2	0	2	35
12	Breyana Mason	g	8-11	5-7	1-2	0	0	0	2	22	6	2	0	0	26
20	Faith Randolph	g	9-22	3-7	4-5	1	5	6	3	25	5	1	0	3	36
03	Sarah Beth Barnette	g	0-3	0-3	0-0	1	1	2	1	0	1	0	0	0	11
13	Tiffany Suarez	g	0-4	0-0	0-0	0	0	0	2	0	1	0	0	0	11
23	Aliyah Huland El	g	2-7	1-3	0-0	0	1	1	4	5	1	2	2	0	13
44	Sydney Umeri	g	1-1	0-0	0-0	0	3	3	1	2	0	0	0	0	16
	Team					4	3	7							
	Totals		31-76	10-26	15-19	20	31	51	20	87	17	10	7	6	200

FG % 1st Half: 15-38 39.5% 2nd half: 16-38 42.1% Game: 31-76 40.8%
 3FG % 1st Half: 5-13 38.5% 2nd half: 5-13 38.5% Game: 10-26 38.5%
 FT % 1st Half: 4-4 100.0% 2nd half: 11-15 73.3% Game: 15-19 78.9%

Officials: Dee Kantner, Joseph Vaszily, Karen Preato
 Technical fouls: Ohio State-None. Virginia-None.
 Attendance: 3358

Score by periods	1st	2nd	Total
Ohio State	43	39	82
Virginia	39	48	87



Official Basketball Box Score -- Game Totals -- Final Statistics
Radford vs Virginia
 11/16/14 1:00 p.m. at JPJ Arena, Charlottesville, Va.



Radford 47 • 0-1

#	Player	Total		3-Ptr		Rebounds			PF	TP	A	TO	Blk	Stl	Min
		FG-FGA	FT-FTA	FG-FGA	FT-FTA	Off	Def	Tot							
22	WORTHY, Jayda	f	2-4	0-0	4-6	5	3	8	3	8	1	1	1	0	19
13	ROSS, Rachel	c	4-6	0-0	1-2	1	3	4	4	9	0	0	0	0	21
03	FOY, Aisha	g	0-10	0-0	0-0	0	0	0	2	0	1	5	0	0	30
05	AVERY, Ayana	g	1-9	1-8	0-0	0	1	1	1	3	3	1	0	0	28
05	McIVOR, Kiera	g	0-3	0-1	0-0	0	0	0	2	0	0	2	0	0	23
02	TOOHEY, Jordan	g	0-0	0-0	0-0	0	0	0	0	0	0	0	0	0	1
11	QUEVEDO, Claudia	g	1-3	0-1	2-2	0	2	2	1	4	0	1	0	0	17
12	ALLEN, Brittany	g	0-1	0-1	0-0	0	1	1	0	0	1	1	0	0	6
14	GILMORE, Gaby	g	1-3	0-1	1-2	0	4	4	1	3	1	1	0	0	15
21	WHITE, Janayla	g	4-9	0-0	6-7	7	3	10	5	14	0	1	2	0	19
24	GAYMON, Jordynn	g	3-6	0-0	0-1	2	6	8	3	6	0	7	0	0	21
	Team					1	4	5							
	Totals		16-54	1-18	14-20	16	27	43	22	47	7	20	3	0	200

FG % 1st Half: 8-27 29.6% 2nd half: 8-27 29.6% Game: 16-54 29.6%
 3FG % 1st Half: 0-10 0.0% 2nd half: 1-8 12.5% Game: 1-18 5.6%
 FT % 1st Half: 5-9 55.6% 2nd half: 9-11 81.8% Game: 14-20 70.0%

Virginia 75 • 2-0

#	Player	Total		3-Ptr		Rebounds			PF	TP	A	TO	Blk	Stl	Min
		FG-FGA	FT-FTA	FG-FGA	FT-FTA	Off	Def	Tot							
21	Lauren Moses	f	3-7	0-0	1-3	2	3	5	2	7	0	1	2	0	23
42	Sarah Imovbioh	c	6-10	0-0	2-3	5	4	9	3	14	0	0	1	0	20
01	Mikayla Venson	g	6-8	0-2	0-0	0	3	3	2	12	1	2	0	1	23
12	Breyana Mason	g	4-8	0-0	3-5	0	3	3	1	11	0	0	0	1	31
20	Faith Randolph	g	5-11	1-3	0-0	0	4	4	2	11	0	0	0	2	28
02	JaeLisa Allen	g	0-1	0-0	0-0	0	0	0	0	0	0	0	0	0	4
03	Sarah Beth Barnette	g	1-2	1-1	0-0	2	2	4	1	3	0	0	0	0	17
13	Tiffany Suarez	g	1-5	0-1	4-4	0	0	0	0	6	1	2	0	2	19
23	Aliyah Huland El	g	2-11	0-7	3-5	1	4	5	4	7	1	0	0	1	19
44	Sydney Umeri	g	2-3	0-0	0-0	0	1	1	4	4	1	0	2	1	16
	Team					4	4	4							
	Totals		30-66	2-14	13-20	14	24	38	20	75	9	5	4	9	200

FG % 1st Half: 12-33 36.4% 2nd half: 18-33 54.5% Game: 30-66 45.5%
 3FG % 1st Half: 0-7 0.0% 2nd half: 2-7 28.6% Game: 2-14 14.3%
 FT % 1st Half: 7-11 63.6% 2nd half: 6-9 66.7% Game: 13-20 65.0%

Officials: Luis Gonzalez, Diana DePaul, Kristi Vera
 Technical fouls: Radford-None. Virginia-None.
 Attendance: 3172
 RU: White fouled out at 3:32 (II)

Score by periods	1st	2nd	Total
Radford	21	26	47
Virginia	31	44	75

	In	Off	2nd	Fast	Bench
Points	Paint	T/O	Chance	Break	
RAD	28	0	23	0	27
VA	32	21	13	6	20

Last FG - RAD 2nd-00:16, VA 2nd-01:12.
 Largest lead - RAD None, VA by 32 2nd-01:12.
 RAD led for 00:00. VA led for 38:11. Game was tied for 01:49.

Score tied - 0 times.
 Lead changed - 0 times.

Official Basketball Box Score -- Game Totals -- Final Statistics
Virginia vs Xavier
 11/20/14 7 p.m. at Cincinnati, Ohio (Cintas Center)

Virginia 71 • 3-0

#	Player	Total		3-Ptr		Rebounds			PF	TP	A	TO	Blk	Stl	Min
		FG-FGA	FT-FTA	FG-FGA	FT-FTA	Off	Def	Tot							
21	Lauren Moses	f	3-5	0-0	2-3	0	6	6	2	8	1	1	2	2	23
42	Sarah Imovbioh	c	9-14	0-0	0-1	7	6	13	2	18	1	1	0	1	35
01	Mikayla Venson	g	2-9	1-3	0-0	0	6	6	1	5	5	2	1	0	35
12	Breyana Mason	g	3-10	0-0	0-0	0	2	2	3	6	6	2	0	0	25
20	Faith Randolph	g	8-14	2-2	8-8	1	3	4	2	26	0	3	0	3	35
03	Sarah Beth Barnette	g	0-0	0-0	0-0	0	1	1	0	0	1	0	0	0	3
13	Tiffany Suarez	g	1-5	0-0	0-0	0	0	0	2	2	0	0	0	0	16
23	Aliyah Huland El	g	2-4	0-2	0-0	0	2	2	0	4	0	2	0	0	10
44	Sydney Umeri	g	1-1	0-0	0-0	3	5	8	2	2	1	3	1	0	18
	Team					2	0	2							
	Totals		29-62	3-7	10-12	13	31	44	15	71	14	15	4	8	200

FG % 1st Half: 17-38 44.7% 2nd half: 12-24 50.0% Game: 29-62 46.8%
 3FG % 1st Half: 1-5 20.0% 2nd half: 2-2 100.0% Game: 3-7 42.9%
 FT % 1st Half: 2-3 66.7% 2nd half: 8-9 88.9% Game: 10-12 83.3%

Xavier 62 • 2-1

#	Player	Total		3-Ptr		Rebounds			PF	TP	A	TO	Blk	Stl	Min
		FG-FGA	FT-FTA	FG-FGA	FT-FTA	Off	Def	Tot							
24	GLOVER, Briana	f	2-6	1-3	0-0	2	0	2	1	5	0	2	0	0	23
13	SCHAEFER, Leah	f	0-2	0-0	0-0	1	5	6	1	0	1	1	0	0	21
00	TURNER, Marquia	g	2-7	2-5	0-0	1	1	2	6	2	1	1	1	1	21
30	GAFFNEY, Raeshawn	g	4-12	0-2	7-8	2	2	4	1	15	0	0	0	0	25
05	CRITTENDON, Jenna	g	0-5	0-2	2-2	1	2	3	1	2	2	0	1	1	22
01	FINCHER, Kindell	g	4-8	3-5	0-1	1	3	4	2	11	1	2	0	3	15
02	KYNARD, Maleeka	g	3-7	1-3	1-2	0	1	1	2	8	4	1	0	1	17
12	BYRD, Jada	g	1-1	1-1	0-0	0	1	1	0	3	0	0	0	0	

2014-15 VIRGINIA SEASON RESULTS & LEADERS

RECORD:	OVERALL	HOME	AWAY	NEUTRAL
ALL GAMES	12-3	9-1	3-1	0-1
CONFERENCE	2-0	0-0	1-0	0-0
NON-CONFERENCE	10-3	9-1	2-1	0-1

Date	U.Va. Rank	Opponent	Score	W/L	Rec.	ACC	Attend.	High Scorer	High Reb.	Opp. High Scr
11/14		OHIO STATE	87-82	W	1-0	0-0	3358	Randolph 25	Imovbioh 24	Mitchell 26
11/16		RADFORD	75-47	W	2-0	0-0	3172	Imovbioh 14	Imovbioh 9	White 14
11/20	NR/RV	at Xavier	71-62	W	3-0	0-0	714	Randolph 26	Imovbioh 13	Gaffney 15
11/23	NR/RV	AUBURN	66-51	W	4-0	0-0	3526	Imovbioh 21	Imovbioh 13	Montgomery 24
11/28	NR/RV	vs Toledo	64-62	L	4-1	0-0	436	Randolph 21	Imovbioh 9	Zanoguera 24
11/30	NR/RV	at FIU	74-61	W	5-1	0-0	305	FR/SI 16	Imovbioh 10	Pound 18
12/03		at Illinois	86-63	L	5-2	0-0	1253	Randolph 16	Moses 13	Grant 16
12/06		DELAWARE ST	100-62	W	6-2	0-0	2998	Venson 22	Barnette 11	Aldridge 17
12/16		LONGWOOD	91-49	W	7-2	0-0	2841	Imovbioh 25	Imovbioh 15	Williams 18
12/19		SAINT MARYS	62-49	W	8-2	0-0	2950	Randolph 20	FR/SI 5	HH/LN 16
12/21		HOWARD	74-53	W	9-2	0-0	3014	Randolph 26	Imovbioh 10	Brown 15
12/28		DAVIDSON	67-57	L	9-3	0-0	3392	Imovbioh 21	Imovbioh 19	Early 24
12/29		DREXEL	72-66	W	10-3	0-0	3031	Imovbioh 19	Imovbioh 9	Curran 15
01/04		at Virginia Tech	62-47	W	11-3	1-0	1225	Mason 16	Imovbioh 11	Camp 23
01/08		WAKE FOREST	72-70	W	12-3	2-0	3034	Venson 21	FR, LM, SI 7	Hamby 27

**2014-15 POINTS-REBS-ASSISTS**

OPPONENT	ALLEN	BARNETTE	GARNER	HULAND EL	IMOVBIOH	MASON
OHIO STATE	DNP	0-2-1	DNP	5-1-1	18-24-0	22-0-6
RADFORD	0-0-0	3-4-0	DNP	7-5-1	14-9-0	11-3-5
at Xavier	DNP	0-1-0	DNP	4-2-0	18-13-1	6-2-6
AUBURN	DNP	3-6-2	DNP	2-2-1	21-13-2	8-2-4
vs. Toledo	DNP	0-1-0	DNP	3-2-0	9-9-2	0-3-3
vs. FIU	DNP	0-0-0	DNP	8-3-1	16-10-1	11-0-2
at Illinois	DNP	0-0-0	DNP	3-3-0	10-8-0	6-4-3
DELAWARE ST	2-1-0	9-11-5	DNP	10-3-2	10-9-1	16-3-7
LONGWOOD	0-1-0	2-5-1	DNP	11-2-4	25-15-0	10-3-4
ST. MARY'S	DNP	0-4-0	DNP	5-0-1	6-5-0	7-1-2
HOWARD	DNP	3-1-0	DNP	2-0-0	21-10-0	3-3-3
DAVIDSON	DNP	5-2-0	DNP	7-1-1	21-19-1	4-2-2
DREXEL	DNP	6-2-2	DNP	4-2-4	19-9-3	11-4-3
at Virginia Tech	DNP	0-2-1	DNP	10-2-1	9-11-1	16-1-1
WAKE FOREST	DNP	0-1-0	DNP	12-3-1	8-7-1	12-2-3
at Syracuse						
BOSTON COLLEGE						
at Louisville						
at Miami						
GEORGIA TECH						
NC STATE						
at Clemson						
at Notre Dame						
DUKE						
FLORIDA ST						
at Pitt						
VIRGINIA TECH						
at UNC						
LOUISVILLE						

OPPONENT	MOSES	RANDOLPH	SUAREZ	UMERI	VENSON
OHIO STATE	4-7-0	25-6-5	0-0-1	2-3-0	11-1-3
RADFORD	7-5-0	11-4-0	6-0-1	4-1-1	12-3-1
at Xavier	8-6-1	26-4-0	2-0-0	2-8-1	5-6-5
AUBURN	3-5-1	18-5-0	1-0-0	0-0-0	10-3-1
vs. Toledo	14-8-0	21-2-2	0-2-1	6-3-1	9-1-4
vs. FIU	7-4-2	16-1-1	0-0-1	4-0-0	12-2-2
at Illinois	5-13-0	16-2-3	2-2-2	10-8-0	11-0-1
DELAWARE ST	6-6-2	15-1-1	4-1-2	6-2-1	22-2-2
LONGWOOD	10-2-3	14-2-1	8-1-1	0-1-0	11-1-4
ST. MARY'S	4-4-0	20-5-4	0-1-0	6-3-2	14-1-4
HOWARD	5-6-2	26-7-3	0-5-0	4-5-2	10-1-4
DAVIDSON	2-3-1	15-1-2	0-0-0	2-3-1	1-3-1
DREXEL	2-3-0	21-3-1	0-0-0	2-1-0	16-7-1
at Virginia Tech	5-8-3	9-5-4	0-0-0	0-5-0	13-0-2
WAKE FOREST	8-7-2	11-7-1	DNP	0-1-0	21-2-2
at Syracuse					
BOSTON COLLEGE					
at Louisville					
at Miami					
GEORGIA TECH					
NC STATE					
at Clemson					
at Notre Dame					
DUKE					
FLORIDA ST					
at Pitt					
VIRGINIA TECH					
at UNC					
LOUISVILLE					



GAME-BY-GAME STAT COMPARISONS

	Field Goal %		3-Point FG %		Free Throw Pct.		Rebounds	Turnovers
	Virginia	Opponent	Virginia	Opponent	Virginia	Opponent	UVa-Opp	UVa-Opp
OHIO STATE	31-76 (.408)	29-74 (.392)	10-26 (.385)	11-30 (.367)	15-19 (.789)	13-16 (.813)	51-40 (+11)	10-9
RADFORD	30-66 (.455)	16-54 (.296)	2-14 (.143)	1-18 (.056)	13-20 (.650)	14-20 (.700)	38-43 (-5)	5-20
at Xavier	29-62 (.468)	22-62 (.355)	3-7 (.429)	8-25 (.320)	10-12 (.833)	10-13 (.769)	44-33 (+11)	15-13
AUBURN	23-46 (.500)	20-62 (.323)	7-10 (.700)	8-20 (.400)	13-20 (.650)	3-12 (.250)	39-32 (+7)	17-15
vs Toledo	24-60 (.400)	22-46 (.478)	7-20 (.350)	7-22 (.318)	7-11 (.636)	13-19 (.684)	35-30 (+5)	9-12
at FIU	32-62 (.516)	22-46 (.478)	2-10 (.200)	6-11 (.545)	8-11 (.727)	11-15 (.733)	21-36 (-15)	7-25
at Illinois	21-56 (.375)	33-60 (.550)	4-14 (.286)	8-21 (.381)	17-26 (.654)	12-21 (.571)	42-29 (+13)	18-11
DELAWARE ST	38-71 (.535)	21-58 (.362)	8-18 (.444)	6-14 (.429)	16-25 (.640)	14-16 (.875)	45-34 (+11)	8-17
LONGWOOD	38-68 (.559)	18-57 (.316)	2-13 (.154)	7-25 (.280)	13-20 (.650)	6-9 (.667)	38-33 (+5)	6-20
SAINT MARYS	22-56 (.393)	16-46 (.348)	6-18 (.333)	2-10 (.200)	12-14 (.857)	15-21 (.714)	28-38 (-10)	14-23
HOWARD	27-59 (.458)	21-71 (.296)	4-14 (.286)	2-28 (.071)	16-23 (.696)	9-11 (.818)	46-40 (+6)	25-24
DAVIDSON	20-64 (.313)	25-55 (.455)	5-23 (.217)	11-23 (.478)	12-15 (.800)	6-8 (.750)	41-37 (+4)	15-18
DREXEL	21-48 (.438)	24-54 (.444)	7-19 (.368)	5-14 (.357)	23-30 (.767)	13-16 (.813)	38-25 (+13)	17-12
at Va Tech	23-56 (.411)	15-52 (.288)	8-20 (.400)	3-15 (.200)	8-15 (.533)	14-20 (.700)	36-37 (-1)	11-15
WAKE	24-60 (.400)	30-58 (.517)	10-26 (.385)	2-12 (.167)	14-19 (.737)	8-15 (.533)	34-37 (-3)	17-20



MISCELLANEOUS STATS

VIRGINIA

OPPONENT

Table with 2 columns: VIRGINIA and OPPONENT. Rows include Bench Points, FG Percentage- Home, FG Percentage- Road, FG Percentage- Neutral, Most Points- Half, Fewest Points- Half, Largest Halftime Lead, and Largest Halftime Deficit.

VIRGINIA'S RECORD WHEN

Table with 2 columns: Record description and Record. Rows include Game decided by 10 pts or less, Leading at halftime, Trailing at halftime, Tied at halftime, Went into overtime, Leading by 10 or more points, Shot FG 50% or better, Shot FG less than 50%, Shot FG less than 40%, Shot FG 40% or better, Holding opponent under 60 pts, Scoring 30-39 points, Scoring 40-49 points, Scoring 50-59 points, Scoring 60-69 points, Scoring 70-79 points, Scoring 80-89 points, Scoring 90-100 points, Outrebounding opponent, Being outrebounded, Tied in rebounding, Have fewer TOs than opponent, Committing 15 or less TOs, Start #1, 12, 20, 21, 42, Playing a ranked opponent, Playing a top-10 ranked opponent, Playing on television, and Playing on ESPN3/Fox Go only.

SCORING BENCHMARKS

GAMES WITH 20 OR MORE POINTS IN 14-15

Table with 2 columns: Player Name and Games. Rows include Faith Randolph, Sarah Imovbioh, Mikayla Venson, and Breyana Mason.

GAMES WITH 10 OR MORE POINTS IN 14-15

Table with 2 columns: Player Name and Games. Rows include Faith Randolph, Mikayla Venson, Sarah Imovbioh, Breyana Mason, Aliyah Huland El, Lauren Moses, and Sydney Umeri.

GAMES WITH 10 OR MORE REBOUNDS IN 14-15

Table with 2 columns: Player Name and Games. Rows include Sarah Imovbioh, Lauren Moses, and Sarah Beth Barnette.

GAMES WITH 20 OR MORE REBOUNDS IN 14-15

Table with 2 columns: Player Name and Games. Row includes Sarah Imovbioh.

DOUBLE DOUBLES IN 14-15

Table with 2 columns: Player Name and Games. Row includes Sarah Imovbioh.

THE LAST TIME

VIRGINIA INDIVIDUALS

- **Two UVa players with double-doubles in the same game:** at NC State, 02/10/11 (Franklin 18-10, W. Edwards 13-11)
- **Four players in double figures:** vs Wake Forest 01/08/15 (Venson 21, Mason 12, Huland EI 12, Randolph 11)
- **Five players in double figures:** vs Longwood 12/16/14 (Imovbioh 25, Randolph 14, Huland EI 11, Venson 11, Moses 10, Mason 10)
- **Six players in double figures:** vs Longwood 12/16/14 (Imovbioh 25, Randolph 14, Huland EI 11, Venson 11, Moses 10, Mason 10)
- **Scored 20-24 points:** 21, Venson vs Wake Forest 01/08/15
- **Scored 25-29 points:** 26, Randolph vs Howard 12/21/14
- **Scored 30-39 points:** 34, Monica Wright vs. Green Bay, 03/21/10
- **Scored 40-49 points:** **48, Mimi Kennedy at North Carolina, 01/15/98
- **A non-starter scored 20 or more points:** 24, Faith Randolph vs North Carolina 02/20/14
- **Two or more Hoos scored 20 or more points in the same game:** vs Howard 12/21/14 (Randolph 26, Imovbioh 21)
- **Perfect from the field (5 attempts):** 8-8, Jazmin Pitts vs Radford
- **Perfect at FT line (10 attempts):** 11-11, Monica Wright vs North Carolina, 02/15/10
- **Perfect at FT line (9 attempts):** 9-9, Faith Randolph vs North Carolina (2/20/14)
- **Perfect at FT line (8 attempts):** 8-8, Faith Randolph vs Saint Marys 12/19/14
- **Had 20 Free throw attempts:** **20, Brandi Teamer at Wake Forest, 01/6/05
- **Had 15 rebounds:** 19, Sarah Imovbioh vs Davidson 12/28/14
- **Had 20 rebounds:** 24, Sarah Imovbioh vs Ohio State 11/14/14
- **Had 10 assists:** 11, Sharneé Zoll vs. Georgia Tech, 03/2/08
- **Had 6 steals:** 6, Kelsey Wolfe at Miami, 01/06/13
- **Blocked 5 shots:** 5, Jocelyn Logan-Friend at North Carolina, 02/24/05

VIRGINIA TEAM

- **UVa ranked in AP Top 25:** #22, 11/21/12
- **UVa ranked USA Today Top 25:** #22, 03/8/10
- **Played AP No. 1 team:** #1 Duke, L 79-58, 03/2/07
- **Defeated AP No. 1 team:** #1 Maryland, 75-74, 02/11/92
- **Defeated AP Top 10 team:** #6 Maryland, 86-72, 01/23/14
- **Defeated AP Top 25 team:** #6 Maryland, 86-72, 01/23/14

FIELD GOAL SHOOTING

- **Shot 50 percent:** .559 (38-68) vs Longwood 12/16/14
- **Shot 60 percent:** .623 (33-53) vs Georgia Tech, 03/02/08
- **Shot 70 percent:** **.700 (42-60) at Wake Forest, 01/07/87
- **Made 30-39 field goals:** 38 vs Longwood 12/16/14
- **Made 40-49 field goals:** 42 vs. Wake Forest, 01/7/87
- **Made 50 field goals:** **54 vs. Cleveland State, 11/29/95
- **Attempted 60-69 FG:** 68 vs Longwood, 12/16/14
- **Attempted 70-79 FG:** 71 vs Delaware St, 12/6/14
- **Attempted 80 FG:** 85 at NC State, 02/10/11

THREE-POINT SHOOTING

- **Shot 50 percent:** .700 (7-10) vs Auburn, 11/23/14
- **Shot 60 percent:** .700 (7-10) vs Auburn, 11/23/14
- **Shot 70 percent:** .700 (7-10) vs Auburn, 11/23/14
- **Shot 80 percent:** .857 (6-7) vs St. John's, 03/19/88
- **Made 10 three-pt. field goals:** 10 (of 26) vs Ohio State 11/14/14
- **Attempted 20 three-pt. FG:** 26 (made 10) vs Ohio State 11/14/14

FREE THROW SHOOTING

- **Shot 80 percent:** .800 (12-15) vs Davidson 12/28/14
- **Shot 90 percent:** .909 (20-22) vs. Maryland, 01/23/14
- **Shot 100 percent:** 6-6 vs. Duke, 02/8/13
- **Made 20-29 free throws:** 20 vs. Maryland 01/23/14
- **Made 30-39 free throws:** 30 vs. North Carolina, 02/20/14
- **Attempted 30-39 FT:** 38 vs. North Carolina, 02/20/14
- **Attempted 40-49 FT:** 44 vs. Indiana, 11/26/09
- **Attempted 50+ FT:** **54 at Wake Forest, 01/6/05

SCORING

- **Scored 80 points:** 91 vs Longwood 12/16/14
- **Scored 90 points:** 91 vs Longwood 12/16/14
- **Scored 100 points:** 100 vs Delaware St, 12/6/14

REBOUNDING

- **Had 50 rebounds:** 51 vs Ohio State 11/14/14
- **Had 60 rebounds:** 63 at Alabama, 12/21/12
- **Had 70 rebounds:** **77 vs. Rider, 12/19/96

ASSISTS

- **Had 20 assists:** 23 vs Delaware St, 12/6/14
- **Had 30 assists:** **37 vs. Cleveland State, 11/29/95

STEALS

- **Had 15 steals:** 18 vs Davidson 12/28/14
- **Had 20 steals:** 22 vs UMES, 12/17/13
- **Had 25 steals:** 26 vs. Clemson, 02/12/12
- **UVa forced 30 turnovers:** 35 vs. UMES, 12/17/13
- **UVa committed 30 turnovers:** 32 at Alabama, 12/21/12

MISCELLANEOUS

- **UVa in OT:** L, 79-72 vs Tulane, 12/20/13
- **UVa in 2OT:** L, 73-70 at Alabama, 12/21/12
- **UVa in 3OT:** W, 105-100 at North Carolina, 01/15/98
- **UVa shot 60% from the floor in first half:** .600 (15-25) at Florida State, 3/2/14
- **UVa shot 60% from the floor in second half:** .639 (23-36) vs Longwood 12/16/14
- **UVa shot less than 20% from floor first half:** .192 (5-26) at Maryland, 12/06/12
- **UVa shot less than 30% from floor first half:** .265 (9-34) at Duke, 01/16/14
- **UVa shot less than 30% from floor 2nd half:** .289 (11-38) at Florida State, 3/2/14
- **UVa scored less than 15 points in first half:** 13 at Florida State, 01/8/06
- **UVa held opp to less than 15 points first half:** 14 vs. Virginia Tech, 01/03/13
- **UVa held opp to less than 10 points first half:** 6 vs. Norfolk State, 12/28/12
- **UVa held opponent to less than 30 points:** 23 vs. Norfolk State, 12/28/12
- **UVa failed to make at least one three-pointer:** 0-10 vs. Kansas State, 11/29/13

**school record



2014-15 HIGHS/LOWS

VIRGINIA HIGHS

Points 100 vs Delaware State 12/06/14
FG Made 38 (2x) last vs Longwood 12/16/14
FG Attempts 76 vs Ohio State 11/14/14
FG %559 (38-68) vs Longwood 12/16/14
3FG Made 10 (2x) last vs Wake Forest 01/08/15
3FG Attempts 26 (2x) last vs Wake Forest 01/08/15
3FG %700 (7-10) vs Auburn 11/23/14
Free Throws Made 23 vs Drexel 12/29/14
Free Throw Attempts 30 vs Drexel 12/29/14
Free Throw %857 (12-14) vs Saint Marys 12/19/14
Rebounds 51 vs Ohio State 11/14/14
Assists 23 vs Delaware State 12/06/14
Steals 16 vs Howard 12/21/14
Blocked Shots 8 vs Longwood 12/16/14
Turnovers 25 vs Howard 12/21/14
Fouls 21 vs Saint Marys 12/19/14

OPPONENT HIGHS

86 at Illinois 12/03/14
33 at Illinois 12/03/14
74 vs Ohio State 11/14/14
.550 (33-60) at Illinois 12/03/14
11 (2x) last vs Davidson 12/28/14
30 vs Ohio State 11/14/14
.545 (6-11) at FIU 11/30/14
15 vs Saint Mary's 12/19/14
21 (2x) last vs Saint Mary;s 12/19/14
.875 (14-16) vs Delaware State 12/06/14
43 vs Radford 11/16/14
20 vs Wake Forest 01/08/15
17 vs Howard 12/21/14
5 vs Ohio State 11/14/14
25 at FIU 11/30/14
25 vs Drexel 12/29/14

VIRGINIA LOWS

Points 57 vs Davidson 12/28/14
FG Made 20 vs Davidson 12/28/14
FG Attempts 46 vs Auburn 11/23/14
FG %313 (20-64) vs Davidson 12/28/14
3FG Made 2 (3x) last vs Longwood 12/16/14
3FG Attempts 7 at Xavier 11/20/14
3FG %143 (2-14) vs Radford 11/16/14
Free Throws Made 7 vs Toledo 11/28/14
Free Throw Attempts 11 (2x) last at FIU 11/30/14
Free Throw %533 (8-15) at Virginia Tech 01/04/15
Rebounds 21 at FIU 11/30/14
Assists 9 (3x) last vs Davidson 12/28/14
Steals 1 vs Toledo 11/28/14
Blocked Shots 0 vs Toledo 11/28/14
Turnovers 5 vs Radford 11/16/14
Fouls 11 vs Howard 12/21/14

OPPONENT LOWS

.47 (2x) last at Virginia Tech 01/04/15
15 at Virginia Tech 01/04/15
46 (3x)
.296 (2x) last vs Howard 12/21/14
1 vs Radford 11/16/14
.10 vs Saint Mary's 12/19/14
.056 (1-18) vs Radford 11/16/14
3 vs Auburn 11/23/14
8 vs Davidson 12/28/14
.250 (3-12) vs Auburn 11/23/14
25 vs Drexel 12/29/14
7 (3x) last vs Radford 11/16/14
0 vs Radford 11/16/14
0 vs Toledo 11/28/14
9 vs Ohio State 11/14/14
.14 (2x) last at FIU 11/30/14

VIRGINIA INDIVIDUAL HIGHS

Points 26 (2x) Randolph last vs Howard 12/21/14
FG Made 11 Imovbioh vs Longwood 12/16/14
FG Attempts 22 Randolph vs Ohio State 11/14/14
FG % 8-10 Venson vs Delaware State 12/06/14
3FG Made 5 (3x) last Venson vs Wake 1/8/15
3FG Attempts 10 Venson vs Wake 01/08/15
3FG Percentage 5-7 Mason vs Ohio State 11/14/14
. 5-7 Venson vs Delaware State 12/06/14
. 2-2 Randolph at Xavier 11/20/14
FT Made 8 Randolph at Xavier 11/20/14
FT Attempts 11 Imovbioh at Illinois 12/03/14
FT Percentage 8-8 Randolph (2x) last vs SMC
Rebounds 24 Imovbioh vs Ohio State 11/14/14
Assists 7 Mason vs Delaware State 12/06/14
Steals 5 (2x)
Blocked Shots 3 (4x)
Turnovers 5 Randolph at Illinois 12/03/14

OPPONENT INDIVIDUAL HIGHS

27 (2x) last Hamby vs Wake Forest 01/08/15
12 Hamby vs Wake Forest 01/08/15
27 Mitchell vs Ohio State 11/14/14
7-9 Grant at Illinois 12/03/14
6 Montgomery vs Auburn 11/23/14
12 Mitchell vs Ohio State 11/14/14
4-6 Simmons at Illinois 12/03/14
7 Gaffney at Xavier 11/20/14
9 Rasmussen vs Toledo 11/28/14
7-8 Gaffney at Radford 11/20/14
6-6 Zanoguera vs Toledo 11/28/14
11 Pound at FIU 11/30/14
10 Zanoguera vs Toledo 11/23/14
4 Heslip vs Howard 12/21/14
3 (2x)
9 Heslip vs Howard 12/21/14


1
**MIKAYLA
VENSON**

 Guard • Freshman
5-7
Arlington, Va.
Yorktown High School


2
**JAE'LISA
ALLEN**


 Forward • Freshman
6-2
White Hall High School
Pine Bluff, Ark.

3
**SARAH BETH
BARNETTE**

 Forward • Senior
6-2
Lexington Christian Acad./
Univ. of Kentucky
Lexington, Ky.

10
**J'KYRA
BROWN**

 Guard • Sophomore
5-11
Rocky Mount High School
Rocky Mount, N.C.

12
**BREYANA
MASON**


 Guard • Sophomore
5-8
Forest Park High School
Woodbridge, Va.

13
**TIFFANY
SUAREZ**

 Guard • Sophomore
5-11
Our Lady of Lourdes
Miami, Fla.

15
**JARYN
GARNER**

 Guard • Junior
5-7
Germantown Academy
Sewell, N.J.

20
**FAITH
RANDOLPH**


 Guard • Junior
5-10
Our Lady of Good Counsel
Derwood, Md.

21
**LAUREN
MOSES**

 Forward • Freshman
6-2
Mount Holly, N.J.
Rancocas

23
**ALIYAH
HULAND EL**

 Guard • Freshman
6-1
Randolph High School
Randolph, N.J.

42
**SARAH
IMOVBIOH**

 Forward • Senior
6-2
St. Anne's-Belfield (Va.)
Abuja, Nigeria

44
**SYDNEY
UMERI**

 Forward • Sophomore
6-1
The Lovett School
Acworth, Ga.

**JOANNE
BOYLE**

 Head Coach
Fourth Season

**KIM
MCNEILL**

 Associate Head Coach
Fourth Season

**LA'KESHIA
FRETT MEREDITH**

 Assistant Coach
Second Season

**CORY
MCNEILL**

 Assistant Coach
Fourth Season

**SARAH
HOLSINGER**

 Asst. AD/Operations
Fourth Season