



VIRGINIA

VIRGINIA ATHLETICS MEDIA RELATIONS
 295 Massie Road, Room 154
 Charlottesville, VA 22904
Men's Basketball Contact: Erich Bacher
OFFICE: (434) 982-5530 • **CELL:** (720) 318-5538
E-mail: bacher@virginia.edu
ON THE WEB: VirginiaSports.com
ON TWITTER: @UVMensHoops, @ErichJBacher

23 NCAA TOURNAMENT APPEARANCES • 2019 NCAA CHAMPIONS • 3 NCAA FINAL FOUR BERTHS • 11 ALL-AMERICANS • 26 ALL-ACC FIRST TEAM SELECTIONS

GAME INFORMATION

Date / Time: Saturday, Nov. 16, 2019 / Noon ET
Site: Charlottesville, Va. / John Paul Jones Arena (14,623)
TV: ACC Network; **Online:** WatchESPN.com & ESPN App
 Steve Schlanger & Paul Biancardi
Radio: Virginia Sports Radio Network
 Dave Koehn & Jimmy Miller
Satellite Radio: Sirius (N/A), XM (N/A), Internet (N/A)
Live Stats/Twitter: VirginiaSports.com/@UVMensHoops
Virginia vs. Columbia: 2-0
Charlottesville: 1-0 (1-0 at University Hall)
New York: 0-0; **Neutral:** 1-0 (1-0 in Storrs, Conn.)
First Meeting: Dec. 28, 1966 (W, 112-88 in Storrs, Conn)
Last Meeting: Nov. 27, 1987 (W, 83-58 at U-Hall)
Winning Streak: Virginia, 2 games

2019-20 SCHEDULE/RESULTS - 2-0, 1-0 ACC

Date	Opponent	TV	Time/Result
Nov. 6	[11] at Syracuse [RV]*	ACCN	W, 48-34
Nov. 10	[9] JMU	ESPN	W, 65-34
Nov. 16	COLUMBIA ^	ACCN	Noon
Nov. 19	VERMONT ^	RSN	7 p.m.
Nov. 23	vs. UMass ^	ESPNews	Noon
Nov. 24	vs. ASU/St. John's ^	ESPN/2	1/3:30 p.m.
Nov. 27	MAINE	ACCN	4 p.m.
Dec. 4	at Purdue %	ESPN/2	7:15/7:30 p.m.
Dec. 8	NORTH CAROLINA *	ACCN	4 p.m.
Dec. 18	STONY BROOK *	ACCN	6:30 p.m.
Dec. 22	SOUTH CAROLINA	ABC	3 p.m.
Dec. 29	NAVY	ESPN2	4 p.m.
Jan. 4	VIRGINIA TECH *	RSN	2 p.m.
Jan. 7	at Boston College *	ESPN/2/U/ACCN	7 p.m.
Jan. 11	SYRACUSE *	ESPN/2	4 p.m.
Jan. 15	at Florida State *	ESPN2/U	7 p.m.
Jan. 18	at Georgia Tech *	ACCN	8 p.m.
Jan. 20	NC STATE *	ESPN	7 p.m.
Jan. 26	at Wake Forest *	ACCN	Noon
Jan. 28	FLORIDA STATE *	ESPN/2/U	7 p.m.
Feb. 5	CLEMSON *	RSN	7 p.m.
Feb. 8	at Louisville *	ESPN2/U	4 p.m.
Feb. 11	NOTRE DAME *	ESPN/2/U	9 p.m.
Feb. 15	at North Carolina *	ESPN/2	6/8 p.m.
Feb. 19	BOSTON COLLEGE *	ACCN	8 p.m.
Feb. 22	at Pitt *	ESPN/2	Noon
Feb. 26	at Virginia Tech *	ESPN/2/U/ACCN	7 p.m.
Feb. 29	DUKE *	ESPN/2	4/6/8 p.m.
Mar. 4	at Miami *	ACCN	9 p.m.
Mar. 7	LOUISVILLE *	ESPN/2	4 p.m.
Mar. 10-14	at ACC Tournament	TBA	TBA

HOME GAMES IN BOLD CAPS

^ - Air Force Reserve Tip-Off Tournament
 % - BIG/ACC Challenge • * - ACC game • All Times Eastern

PRONUNCIATION GUIDE

Kihe Clark.....Key-hey
 Mamadi Diakite.....Mama-DEE Dee-ah-KEE-tay
 Francisco Caffaro.....Cuh-FAR-oh
 Sam Hauser.....How-Zer
 Casey Morsell.....More-SELL
 Tomas Woldetensae.....Thomas Wohl-duh-TEN-sigh



[9/9] VIRGINIA CAVALIERS (2-0, 1-0 ACC)

Head Coach: Tony Bennett (Green Bay, 1992)
 Record at UVA: 256-89 (11th season), Career Record: 325-122 (14th season)

COLUMBIA LIONS (1-2)

Head Coach: Jim Engles (Dickinson, 1990)
 Record at Columbia: 30-56 (4th season), Career Record: 141-195 (12th season)

FOR OPENERS

- UVA meets Columbia for the first time since posting an 83-58 win over the Lions during the 1987-88 season.
- The Cavaliers have limited their first two opponents to fewer than 40 points for the first time in the shot clock era and since 1943-44.
- UVA has an 18-game nonconference home winning streak.
- UVA's home game against North Carolina has been moved to Sunday, Dec. 8 at 4 p.m. on the ACC Network.

AIR FORCE RESERVE TIP OFF TOURNAMENT

- The UVA-Columbia game is first of two home games that are part of the 2019 Air Force Reserve Tip Off Tournament.
- UVA will battle Vermont on Nov. 19 at JPJ before heading to the Mohegan Sun to play UMass and either Arizona State or St. John's.

ALL-TIME VS. COLUMBIA

- UVA is 2-0 all-time against Columbia in the series that dates back to the 1966-67 season.
- The Cavaliers are 1-0 against the Lions in Charlottesville, including a 25-point win at University Hall to open the 1987-88 season.

LAST TIME VS. THE LIONS

- John Johnson tallied 19 points and Richard Morgan added 17 to lead Virginia to an 82-58 win over Columbia on Nov. 27, 1987.
- John Crotty added 14 points and five assists and Brent Bair had a game-high nine rebounds for the Cavaliers.
- UVA shot 41.2 percent and limited the Lions to 38.2 percent.
- Matt Shannon led the Lions with 14 points and seven rebounds.

UVA IN THE NATIONAL RANKINGS

- As of Nov. 14, Virginia ranks first in the nation in personal fouls per game (8.5), winning percentage (100.0), second in scoring defense (34.0) and field goal percentage defense (23.1), sixth in fewest fouls (17), eighth in rebounds per game (48.5), defensive rebounds per game (36), 13th in rebound margin (16.5) and 15th in 3-point field goal percentage defense (21.7).

HOLDING FOES UNDER 50

- UVA is 2-0 when limiting opponents to fewer than 50 points.
- UVA is 89-2 when achieving the mark in the Tony Bennett era.
- Bennett-coached teams are 114-3 when holding opponents to fewer than 50 points (25-1 in three years at Washington State).
- UVA is 25-0 under Bennett when limiting foes to 40 or fewer points.

VIRGINIA'S STARTING LINEUP VS. JMU

Pos. No.	Player (Hometown)	Yr.	Ht.	Wt.	PPG	RPG	NOTES
G 0	Kihe Clark (Woodland Hills, Calif.)	So.	5-9	163	7.5	6.5(a)	Floor general had career highs in rebs (11) & assists (7) at SU
G 2	Braxton Key (Charlotte, N.C.)	Sr.	6-8	230	10.5	10.0	First double-double (14p, 10r) vs. JMU; 10 rebs in both games
G 13	Casey Morsell (Fort Washington, Md.)	R-Jr.	6-3	195	1.5	2.5	First UVA true freshman to start opening night since 2012-13
G 23	Kody Statmann (Queensland, Aus.)	So.	6-7	200	6.5	2.5	8 pts, 2 rebs & 2 steals in first career start vs. JMU
F 25	Mamadi Diakite (Conakry, Guinea)	R-Sr.	6-9	224	15.5	9.5	Led UVA in scoring in both games; 122 career blocked shots
F 30	Jay Huff (Durham, N.C.)	R-Jr.	7-1	243	11.0	9.5	First career double-double with career-high 12 rebs at SU
F 4	Justin McKoy (Cary, N.C.)	Fr.	6-8	221	2.0	1.0	7.5 minutes per game for backup forward
G 12	Chase Coleman (Norfolk, Va.)	Fr.	5-9	154	0.0	0.0	Walk-on made collegiate debut vs. JMU
G 53	Tomas Woldetensae (Bologna, Italy)	Jr.	6-5	196	0.0	0.0	Missed the JMU game with foot injury
C 22	Francisco Caffaro (Sante Fe, Argentina)	R-Fr.	7-0	244	--	--	Out of action with right leg injury to start 2019-20

THERE'S NO PLACE LIKE HOME

- Virginia is 182-42 (.813), including a 1-0 mark in 2019-20, in 14 seasons at John Paul Jones Arena.
- UVA was 15-1 at JPJ last season and is 144-26 (.847), including a 109-11 (.908) mark the past eight seasons, at home under head coach Tony Bennett.
- Virginia is an ACC-leading 57-6 (.905) in league home games over the past seven seasons. Duke is second at 55-8 (.873).
- UVA has won 11 or more home games for 10 straight seasons.
- UVA has an 18-game nonconference home winning streak.

LAST TIME OUT

- Mamadi Diakite set career highs in points (19) and rebounds (13) for his first career double-double as Virginia cruised past in-state foe JMU 65-34 on Nov. 10.
- Braxton Key added 14 points and 10 rebounds for his first career double-double as UVA posted its 23rd straight home-opening win.
- UVA held its second straight opponent to 34 points and yielded JMU to 22.6 percent shooting (12-53) from the field.
- Jay Huff added 11 points and seven rebounds and Kihei Clark handed out six assists.
- UVA outrebounded JMU 50-36, recording 50 rebounds for the first time since the 2015 season.

UVA RANKED NO. 9 IN LATEST AP POLL

- Virginia is ranked No. 9 in the latest Associated Press poll.
- The Cavaliers are No. 9 in the USA Today Coaches' preseason poll.
- UVA has been ranked in the top 25 in the preseason rankings in seven of the past eight seasons.
- Dating back to 2017-18, UVA has been ranked in the AP poll for 37 straight weeks and had been ranked in the top 10 in 32 of the last 33 polls.

MORE THAN MANAGERS

- Virginia men's basketball managers and Charlottesville natives Grant Kersey and Matt Palumbo saw two minutes of action for the Cavaliers against JMU.
- Palumbo made his collegiate debut, while Kersey saw action in 10 games in a similar role last season.
- Coach Tony Bennett calls his team managers the "ultimate servants" of the Virginia men's basketball program.

VIRGINIA HEAD COACH TONY BENNETT

- Three-time National and four-time ACC Coach of the Year Tony Bennett has a 256-89 (.742) mark in 11 seasons at Virginia and 325-122 (.727) career mark in 14 seasons.
- In 2018-19, Bennett led the Cavaliers to their first NCAA national championship, a share of their ninth ACC regular-season title and school-record 35 wins.
- Bennett became the 80th active Division I head coach to win his 300th career game against Marshall on Dec. 31, 2018.
- Bennett was named the USBWA Henry Iba National Coach of the Year for the third time in 2018 to rank second all-time behind legendary John Wooden, who captured the award six times.
- He has led UVA to outright ACC regular-season and tournament championships in the same season two times (2014 and 2018).
- Bennett has guided UVA to six straight NCAA Tournament appearances for the first time in school history and has led UVA to 29 or more wins for the fifth time in the past six seasons.
- Bennett is the sixth coach in ACC history to win at least three outright ACC regular-season titles (Frank McGuire, Vic Bubas, Dean Smith, Mike Krzyzewski and Roy Williams).
- Bennett has led UVA to a school-best 16 or more ACC wins in four of the last six seasons and a school-record seven straight seasons with 11 or more ACC wins.
- He has led UVA to a school-best eight straight 20-win seasons.
- Bennett has guided UVA to a school-record 89 wins over three seasons two times (2014-16 and 2017-19).
- Bennett has led UVA to seven consecutive postseason tournaments (NCAA in 2012, 2014, 2015, 2016, 2017 and 2018 and NIT in 2013).
- Bennett has led the Cavaliers to 30 wins in back-to-back seasons two times (2014-2015 and 2018-19).
- UVA is 134-36 (.788) in non-conference action (74-6 at JPI), 122-53 (.697) in ACC play and 144-26 (.847) at home under Tony Bennett.
- Bennett ranks fifth all-time in winning percentage at .697, among ACC head coaches with 100 or more ACC regular-season wins.

HOW ARE THESE CAVALIERS?

- Mamadi Diakite, Kihei Clark, Braxton Key and Jay Huff lead Virginia into action this season.
- Diakite leads UVA in scoring (15.5 ppg) and blocked shots (2.0 bpg) and tied for second in rebounding (9.5 rpg), while Clark is averaging 7.5 points, 7.0 rebounds and a team-high 6.5 assists.
- Key is averaging 10.5 points and a team-high 10.0 rebounds, and Huff has tallied 11 points and 9.5 rebounds per game off the bench.
- Kody Stattmann and newcomers Casey Morsell and Tomas Wolde-ensae have absorbed the minutes left by Ty Jerome, Kyle Guy and DeAndre Hunter on the perimeter.
- Stattmann is averaging 6.5 points, while Morsell has averaged 26 minutes in a pair of starts.
- Woldeensae saw 13 minutes of action at Syracuse, but missed the JMU game with a foot injury.
- Freshman Justin McKay has provided frontcourt depth, while freshman walk-on Chase Coleman backs up point guard Kihei Clark.
- Redshirt freshman Francisco Caffaro is out with a leg injury.
- Walk-ons Austin Katstra and Jayden Nixon provide additional depth.
- Forward Kadin Shedrick is expected to redshirt this season, while Sam Hauser will sit out the season after transferring from Marquette.

OUR DEFENSE NEVER RESTS

- UVA held both Syracuse and JMU to 34 points, marking the first time UVA has limited its first two opponents to fewer than 40 points in the shot clock era and since 1943-44.
- Syracuse's 34 points in the season-opener on Nov. 6, marked UVA's fewest points allowed to an ACC foe since holding Wake Forest to 34 on Feb. 25, 2015.
- The 34 points by Syracuse and JMU are tied for the fifth fewest for UVA in the shot clock era.
- UVA limited JMU to 22.6 percent shooting, tied for fifth lowest for a Cavalier opponent.
- UVA ranks first in the NCAA in scoring defense (34 ppg) after capturing its fifth NCAA scoring defense title in 2018-19 (56.1 ppg).
- The Cavaliers have limited both opponents (Syracuse and JMU) to fewer than 40 points, 25 percent or less field goal shooting and 26 percent or less 3-point shooting.

NATIONAL DEFENSIVE POINTS PER GAME

RANKINGS UNDER TONY BENNETT

Year	School	Pts/Gm	Rank
2006-07	Washington State	59.5	17th
2007-08	Washington State	56.4	3rd
2008-09	Washington State	55.4	1st
2009-10	Virginia	63.6	54th
2010-11	Virginia	62.4	36th
2011-12	Virginia	54.2	2nd
2012-13	Virginia	55.6	5th
2013-14	Virginia	55.7	1st
2014-15	Virginia	51.5	1st
2015-16	Virginia	60.1	2nd
2016-17	Virginia	56.4	1st
2017-18	Virginia	54.0	1st
2018-19	Virginia	56.1	1st
2019-20	Virginia	34.0	2nd

- The Cavaliers forced one shot clock violation at Syracuse.
- UVA has out-rebounded both opponents.
- Bennett-coached teams have led the nation in scoring defense six times and finished in the top-five nationally in 10 of 13 seasons.

ABDUR-RAHIM, BEEKMAN AND MCCORKLE SIGN NLI's

- Virginia announced the signings of guards Jabri Abdur-Rahim (Short Hills, N.J./Blair Academy), Reece Beekman (Baton Rouge, La./Scotlandville High School) and Carson McCorkle (Greensboro, N.C./Greensboro Day School) on Nov. 14.
- The 6-7, 205-pound Abdur-Rahim averaged 16.7 points and 8.7 rebounds during his junior season at Blair Academy in 2018-19. Abdur-Rahim was named New Jersey Gatorade Player of the Year after leading Blair Academy to the Prep A state championship.
- Beekman, a 6-2, 165-pound point guard, averaged 21.9 points, 10.2 rebounds and 10.2 assists as a junior for Scotlandville in 2018-19. He was named first-team all-state from USA Today and the Louisiana Sports Writers Association.
- The 6-3, 173-pound McCorkle tallied 15.9 points per game en route to AP and NCISAA 4A All-State during his junior season at Greensboro Day School.

ABOUT THE 2019-20 SCHEDULE

- Three of Virginia's opponents are ranked in the AP Top-25 poll (Duke, Louisville and North Carolina), while two (Florida State and Purdue) received votes.
- The Cavaliers will play 13 games against 2019 NCAA Tournament teams: home games against Duke, Florida State, Louisville, North Carolina, Syracuse, Vermont and Virginia Tech; road contests at Florida State, Louisville, North Carolina, Purdue, Syracuse and Virginia Tech.
- UVA will meet First Four NCAA Tournament teams Arizona State or St. John's in the Air Force Reserve Tip-Off Tournament on Nov. 24.
- Two opponents (Clemson and NC State) participated in the 2019 National Invitation Tournament.

RECORDS WATCH

- Mamadi Diakite is ranked sixth on Virginia's career blocked shot list with 122.
- Diakite needs five blocked shots to pass Kris Hunter (126 blocked shots from 1997-99) for fifth on the list.
- Diakite's 63 blocked shots in 2018-19 rank sixth on UVA's single-season list.

THE ELECTRIC 70s AND AWESOME 80s

- Virginia scored 70 or more points in 21 games (19-2) last season and is 125-8 when scoring at least 70 points under Tony Bennett.
- UVA scored 80 or more points in nine games (9-0) and is 35-1 when scoring 80 or more points under Bennett with its lone loss a 93-81 decision at North Carolina in 2012-13.
- Bennett was 4-0 when scoring 80+ points at Washington State.
- UVA scored 100 points against Marshall for the first time under Tony Bennett and added 97 points against Coppin State.
- UVA is 4-0 all-time when scoring 90 or more points under Bennett.



**HEAD COACH
TONY BENNETT**
11TH SEASON

PERSONAL

Birthdate: June 1, 1969
Birthplace: Clintonville, Wis.

Family: wife, Laurel; daughter, Anna; son, Eli

EDUCATION

College: Green Bay, 1992

COACHING EXPERIENCE

- 1999-00 Wisconsin (staff volunteer)
- 2000-01 Wisconsin (assistant coach)
- 2003-04 Washington State (assistant coach)
- 2004-06 Washington State (associate head coach)
- 2006-09 Washington State (head coach)
- 2009- Virginia (head coach)

THE BENNETT RECORD

Year	School	Record (Conf)	Postseason
2006-07	Washington St.	26-8 (13-5)	NCAA 2nd Round
2007-08	Washington St.	26-9 (11-7)	NCAA Sweet 16
2008-09	Washington St.	17-16 (8-10)	NIT 1st Round
2009-10	Virginia	15-16 (5-11)	
2010-11	Virginia	16-15 (7-9)	
2011-12	Virginia	22-10 (9-7)	NCAA 2nd Round
2012-13	Virginia	23-12 (11-7)	NIT Quarterfinals
2013-14	Virginia	30-7 (16-2)	NCAA Sweet 16
2014-15	Virginia	30-4 (16-2)	NCAA Third Round
2015-16	Virginia	29-8 (13-5)	NCAA Elite Eight
2016-17	Virginia	23-11 (11-7)	NCAA 2nd Round
2017-18	Virginia	31-3 (17-1)	NCAA 1st Round
2018-19	Virginia	35-3 (16-2)	NCAA Champions
2019-20	Virginia	2-0 (1-0)	
Total	14 seasons	325-122	
Virginia	11 seasons	256-89	

BENNETT VS. 2019-20 OPPONENTS

Opponent	Career	Virginia
Arizona State	6-0	6-0
Boston College	9-4	9-4
Clemson	11-3	11-3
Columbia	0-0	0-0
Duke	3-11	3-11
Florida State	8-8	8-8
Georgia Tech	12-2	12-2
JMU	3-0	3-0
Louisville	10-1	10-1
Maine	0-0	0-0
UMass	0-0	0-0
Miami	8-6	8-6
Navy	1-0	1-0
North Carolina	9-8	9-7
NC State	13-2	13-2
Notre Dame	9-1	8-1
Pitt	8-2	8-1
Purdue	1-0	1-0
St. John's	1-0	1-0
South Carolina	1-0	1-0
Stony Brook	0-0	0-0
Syracuse	7-2	7-2
Vermont	0-0	0-0
Virginia Tech	14-6	14-6
Wake Forest	8-4	8-4

NATIONAL RANKINGS

ASSOCIATED PRESS (Monday, Nov. 11)

1	Kentucky (64)	2-0	1622
2	Duke	2-0	1538
3	Michigan State	1-1	1451
4	Louisville (1)	2-0	1425
5	Kansas	1-1	1354
6	North Carolina	2-0	1187
7	Maryland	2-0	1166
8	Gonzaga	2-0	1136
9	Virginia	2-0	1134
10	Villanova	1-0	1064
11	Texas Tech	2-0	888
12	Seton Hall	2-0	869
	Memphis	2-0	828
14	Oregon	2-0	804
15	Florida	1-1	616
16	Ohio State	2-0	544
17	Utah State	2-0	507
18	Saint Mary's	1-0	438
19	Arizona	2-0	415
20	Washington	1-0	373
21	Xavier	2-0	370
22	Auburn	2-0	247
23	LSU	1-0	237
24	Baylor	1-1	179
25	Colorado	1-0	151

Others receiving votes: VCU 137, **Florida State 112**, Texas 95, Marquette 67, Tennessee 49, Providence 23, **Purdue 21**, Houston 18, Utah 14, Missouri 13, Arkansas 11, Mississippi State 9, Georgetown 4, Liberty 3, San Diego State 2, Creighton 1, Vermont 1, Dayton 1

USA TODAY COACHES (Preseason)

1	Michigan State (30)	0-0	792
2	Kentucky	0-0	734
3	Kansas (1)	0-0	687
4	Duke (1)	0-0	683
5	Louisville	0-0	670
6	Florida	0-0	619
7	Gonzaga	0-0	544
8	Maryland	0-0	536
9	Virginia	0-0	532
10	Villanova	0-0	531
11	North Carolina	0-0	503
12	Texas Tech	0-0	417
13	Seton Hall	0-0	403
14	Oregon	0-0	344
15	Memphis	0-0	331
16	Ohio State	0-0	280
17	Arizona	0-0	229
18	Baylor	0-0	228
19	Utah State	0-0	218
20	Saint Mary's	0-0	163
21	Xavier	0-0	149
22	Purdue	0-0	123
23	Auburn	0-0	105
24	LSU	0-0	86
25	Tennessee	0-0	78

Others receiving votes: VCU 76, Marquette 62, Washington 59, **Florida State 47**, Michigan 28, Colorado 28, Houston 17, Creighton 13, Davidson 11, USC 9, Providence 8, Mississippi State 7, Wisconsin 6, **Syracuse 6**, Texas 6, UCLA 6, Georgetown 6, Dayton 5, Liberty 5, Harvard 4, Oklahoma 3, Illinois 2, NC State 1

2019-20 Opponents in Bold

DIAKITE EARNS PRESEASON ALL-ACC HONORS

- Mamadi Diakite was named the preseason All-ACC first team.
- Diakite was joined on the All-ACC first team by preseason ACC Player of the Year Jordan Nwora (Louisville), Tre Jones (Duke), Cole Anthony (North Carolina) and John Mooney (Notre Dame).

WATCH ME NOW

- Kihei Clark (Bob Cousy Award) and Mamadi Diakite (Karl Malone Award) were named to Naismith Memorial Basketball Hall of Fame preseason award top-20 watch lists.
- The Cousy Award honors the nation's top point guard, while the Malone Award honors the top power forward.
- Diakite was also one of 50 players named to the Naismith Trophy Player of the Year watch list and one of 20 players named to the NABC Division I Player of the Year preseason watch list.
- Diakite was also named to the Wooden Award Preseason Top 50 List.

VIRGINIA PICKED FOURTH IN THE ACC

- Virginia was picked to finish fourth in the ACC preseason poll.
- The Cavaliers, who were picked second and finished first last season, have finished at or higher than their predicted finish in 10 of the last 11 seasons.
- Duke is the preseason favorite, followed by North Carolina, Louisville, Virginia, Florida State, NC State, Notre Dame, Syracuse, Miami, Pitt, Clemson, Georgia Tech, Boston College, Virginia Tech and Wake Forest.

CAVALIERS IN THE NBA

- Malcolm Brogdon (Indiana), Joe Harris (Brooklyn), De'Andre Hunter (Atlanta), Ty Jerome (Phoenix), Mike Scott (Philadelphia) and Devon Hall (Oklahoma City) are former Cavaliers who are playing in the NBA this season.
- Brogdon, who earned NBA Rookie of the Year honors for Milwaukee in 2016-17, is in his fourth season and first with Indiana.
- Harris is in his fifth NBA season (fourth with Brooklyn) and was the 2019 NBA All-Star Three-Point champion.
- Scott is in his eighth NBA season and second season with the Sixers.
- Hunter and Jerome were NBA first-round picks.
- Hall made his NBA debut with OKC on Nov. 12.
- Hall and Kyle Guy (Sacramento) are signed to two-way contracts.
- In addition, Dallas head coach Rick Carlisle is a Virginia alum who helped the Cavaliers to their last NCAA Final Four in 1984.

2018-19 IN REVIEW

- Virginia claimed its first NCAA National Championship.
- The Cavaliers had a school-record 35 wins.
- UVA captured a share of its ninth ACC regular-season title.
- The Cavaliers earned their fifth No. 1 seed for the ACC Tournament.
- The Cavaliers advanced to their third NCAA Final Four (1981, 1984, 2019), seventh Elite Eight (first since 2016) and 10th Sweet 16.
- Virginia has 29 or more wins in five of the last six seasons.
- UVA is 64-6 in past two seasons (31-3 & 35-3) becoming second ACC program with no more than three losses in consecutive seasons (NC State 73-74).
- UVA won 25 or more games for the ninth time with five of the nine under 10th year head coach Tony Bennett.
- UVA won 23 or more games for a school-best seventh straight year.
- UVA won 16 or more ACC games for the fourth time (2014, 2015, 2018, 2019).
- The Cavaliers have won 11 or more ACC games for a school-record seven consecutive seasons.
- UVA has won 15 or more home games in six of the last seven years.
- UVA has captured an ACC-record five ranked road wins, tied for most all-time with UConn (1998-99).
- UVA set a school record with 11 wins vs. ranked opponents.

UVA VS. RANKED OPPONENTS

- UVA is 42-34 against ranked opponents in the Tony Bennett era, including an 11-3 mark in 2018-19.
- UVA's 11 ranked wins are a school record.
- The Cavaliers posted an ACC-record five ranked wins on the road in 2018-19, which tied UConn (1998-99) for the most all-time in poll history since 1948-49.
- UVA posted back-to-back wins vs. ranked opponents two times (Wisconsin and Maryland and Virginia Tech and Louisville) for the first time in the regular season since 1982 (Georgetown and Houston).
- The Cavaliers are 156-329 vs. ranked opponents since 1953-54.
- UVA is 1-30 all-time vs. No. 1-ranked opponents (86-73 win vs. No. 1 North Carolina on Jan. 30, 1986).

ON THE HORIZON

- No. 9 Virginia hosts Vermont in non-conference action on Tuesday, Nov. 19. Tipoff at John Paul Jones Arena is set for 7 p.m. on Regional Sports Networks.

2019-20 UNIVERSITY OF VIRGINIA CAVALIERS

No.	Name	Pos.	Ht.	Wt.	Yr.	Hometown/High School [Previous College]
0	Kihei Clark *	So.	G	5-9	163	Woodland Hills, Calif./Taft Charter
2	Braxton Key *	Sr.	F	6-8	230	Charlotte, N.C./Oak Hill Academy/Alabama
4	Justin McKoy	Fr.	F	6-8	221	Cary, N.C./Panther Creek
5	Jayden Nixon *	So.	G	6-3	192	Charlottesville, Va./Choate Rosemary Hall (Conn.)
10	Sam Hauser %	Sr.	F	6-8	225	Stevens Point, Wis./SPASH/Marquette
12	Chase Coleman	Fr.	G	5-9	154	Norfolk, Va./Maur
13	Casey Morsell	Fr.	G	6-3	195	Fort Washington, Md./St. John's College
21	Kadin Shedrick	Fr.	F	6-11	214	Raleigh, N.C./Holly Springs
22	Francisco Caffaro	R-Fr.	C	7-0	244	El Trebo, Sante Fe, Argentina/NBA Global Academy
23	Kody Stattmann *	So.	G	6-7	200	Bentley Park, Queensland, Australia/St. Augustine's College
24	Austin Katstra **	Jr.	F	6-6	227	Charlottesville, Va./Albemarle
25	Mamadi Diakite ***	R-Sr.	F	6-9	224	Conakry, Guinea, Africa/Blue Ridge School (Va.)
30	Jay Huff **	R-Jr.	F	7-1	243	Durham, N.C./Voyager Academy
53	Tomas Woldentensae	Jr.	G	6-5	196	Bologna, Italy/Indian Hills Community College (Iowa)

* - denotes letters earned

% - will sit of 2019-20 season due to NCAA transfer rules

Head Coach: Tony Bennett (Green Bay '92/11th season)

Associate Head Coach: Jason Williford (Virginia '95/11th season)

Assistant Coaches: Brad Soderberg (UW-Stevens Point '85/5th season), Orlando Vandross (AIC '92/5th season)

Director of Recruiting/Player Development: Kyle Getter (Hanover College '01/2nd season)

Director of Scouting/Recruiting: Larry Mangino (Montclair State '83/4th season)

Director of Player Development/Coaching Staff Consultant: Kirk Penney (Wisconsin '15/1st season)

Director of Player Personnel: Johnny Carpenter (Virginia '13/5th season)

Associate AD for Men's Basketball: Ronnie Wideman (Washington State '06/11th season)

Strength and Conditioning Coach: Mike Curtis (Virginia '98/10th season)

Athletic Trainer: Ethan Saliba (Kansas '79/36th season)

MEDIA INFORMATION

VIRGINIA MEDIA RELATIONS OFFICE

The UVA athletics media relations office is located in John Paul Jones Arena. Regular business hours are 9 a.m. to 5 p.m., Monday through Friday.

PRESS CREDENTIALS

Media members interested in obtaining season or game credentials should apply online at www.sportssystem.com/virginia-hoops. Credential requests should be submitted no later than seven (7) days prior to the game. Credentials that can't be mailed will be held for pickup at the will call window at John Paul Jones Arena. You must have a press pass to be admitted to the media area and the press room.

PHOTO CREDENTIALS

All photographers and camera operators must wear a visible credential issued by the Virginia athletics media relations office. Photographers work from the baselines at both ends of the court at John Paul Jones Arena. Live television is given top priority for courtside space.

PRESS PARKING

Press parking passes are provided upon request on a limited basis. Please request your parking pass during the online credential application process.

INTERVIEWS

All requests for interviews with Virginia basketball coaches and players should be made through Erich Bacher in the athletics media relations office. It is requested you allow the athletics media relations staff at least one day to arrange an interview.

POSTGAME INTERVIEWS

Virginia head coach Tony Bennett, two Virginia student-athletes and the visiting head coach will meet with media representatives in the press room after each game at John Paul Jones Arena. Coach Bennett will be available in the press room approximately 10 minutes after the conclusion of the game, followed by two Virginia student-athletes or the visiting coach. Other Virginia players will be available upon request near the JPJ press room.

UVA SPORTS APP

The Virginia Sports mobile app is available for download by searching for "Virginia Athletics" or "UVA sports." The App features news, live stats, schedules, results and news information for each of UVA sports programs, articles from Jeff White, audio and video content and more.

RADIO

Each visiting school is allowed one radio broadcast from John Paul Jones Arena. The Virginia athletics media relations office provides two ISDN lines and three business touchtone lines for use by the visiting broadcast crew. Radio network crews work from a courtside location at the scorer's table. Three seats are available at the table for visiting radio crews.

GAME SERVICES

Information packets are available before each game at John Paul Jones Arena, and a full statistical summary and play-by-play sheets are distributed at halftime and after the game. Head coach and player quotes will be available after postgame interviews. A pregame meal is served for working members of the media in the press room on the event level of John Paul Jones Arena.

TELEPHONES/WIRELESS

Should you require your own telephone for game coverage, please contact Erich Bacher in the Virginia athletics media relations office. A wireless network is available at John Paul Jones Arena for media. A UVA media relations representative will provide login directions.

ACC COACHES TELECONFERENCE

The 2020 ACC Men's Basketball Weekly Teleconference begins Monday, Jan. 6, 2020, and continues each Monday through March 2. Each coach will have 10 minutes to make an opening statement and answer questions. There will be an instant replay of each teleconference on the Conference's internet site TheACC.com each Monday afternoon. Coaches whose teams play on Monday evening will not participate in that day's teleconference.

Here is head coach Tony Bennett's (and Virginia's ACC weekly opposing coach) 2020 ACC Teleconference schedule:

Monday, Jan. 6

11:30 a.m. (Christian 10:30 a.m., Boeheim 11:50 a.m.)

Monday, Jan. 13

11:30 a.m. (Pastner 10:50 a.m., Hamilton 12:20 p.m.)

Monday, Jan. 27

11:30 a.m. (Hamilton Noon)

Monday, Feb. 3

11:30 a.m. (Brownell 10:40 a.m., Mack Noon)

Monday, Feb. 10

11:30 a.m. (Williams 11:40 a.m., Brey 12:20 p.m.)

Monday, Feb. 17

11:30 a.m. (Christian 10:30 a.m., Capel 11:10 a.m.)

Monday, Feb. 24

11:30 a.m. (Krzyszewski 12:10 p.m., Young 12:30 p.m.)

Monday, March 2

11:30 a.m. (Larrañaga 11 a.m., Mack Noon)

UVA'S RECORD UNDER TONY BENNETT WHEN..

	All	2019-20
Leading at the half	203-25	2-0
Trailing at the half	46-59	0-0
Tied at the half	7-5	0-0
Playing Overtime	5-9	0-0
Shooting 50% or better	105-8	0-0
Shooting between 40-49.9%	119-32	1-0
Shooting less than 40%	32-49	1-0
Opponents shoot 50% or better	18-24	0-0
Opponents shoot less than 50%	238-65	2-0
UVA outrebounds its opponent	182-27	2-0
Opponent outrebounds UVA	67-59	0-0
Teams are tied in rebounds	7-3	0-0
UVA has 10 or more steals	22-3	0-0
UVA shoots 70% FT or better	152-45	0-0
UVA shoots less than 70% FT	104-44	2-0
Scoring less than 50 points	7-16	1-0
Scoring 50-59 points	32-34	0-0
Scoring 60-69 points	92-31	1-0
Scoring 70-79 points	90-7	0-0
Scoring 80-89 points	31-1	0-0
Scoring more than 90 points	4-0	0-0
Allowing fewer than 50 points	89-2	2-0
Allowing fewer than 40 points	25-0	2-0
Playing in John Paul Jones Arena	144-26	1-0
Playing on the road	66-44	1-0
Playing on a neutral court	45-19	0-0
Game decided by 1-4 points	30-36	0-0
Game decided by 5-10 points	55-23	0-0
Game decided by 11+ points	169-30	2-0
Playing at night	178-60	2-0
Playing in the afternoon	78-28	0-0
Playing on Monday	26-11	0-0
Playing on Tuesday	43-7	0-0
Playing on Wednesday	38-11	1-0
Playing on Thursday	20-9	0-0
Playing on Friday	28-10	0-0
Playing on Saturday	69-32	0-0
Playing on Sunday	32-9	1-0
Playing in November	61-11	2-0
Playing in December	45-10	0-0
Playing in January	61-19	0-0
Playing in February	48-27	0-0
Playing in March	40-22	0-0
Playing in April	2-0	0-0

VIRGINIA RECORD BOOK

CAREER BLOCKS

NO.	NAME	CAREER BLOCKS
1.	Ralph Sampson (1980-83)	462
2.	Chris Alexander (1993-96)	148
3.	Isaiah Wilkins (2015-18)	141
4.	Travis Watson (2000-03)	130
5.	Kris Hunter (1997-99)	126
6.	Mamadi Diakite (2017-)	122
7.	Jason Clark (2002-05)	112
8.	Steve Castellan (1976-79)	108
	Assane Sene (2009-12)	108
10.	Darion Atkins (2012-15)	102

VIRGINIA IN THE POLLS

Date	AP	USA Today
Preseason	11	9
Nov. 11	9	N/A



Official Basketball Box Score -- Game Totals -- Final Statistics

Virginia vs Syracuse
11/06/19 9:00 pm at



Virginia 48 • 1-0,1-0 ACC

##	Player	Total		3-Ptr		Rebounds			PF	TP	A	TO	Blk	Stl	Min
		FG-FGA	FG-FGA	FT-FTA	Off	Def	Tot								
25	Mamadi Diakite	f	6-10	0-0	0-0	4	2	6	1	12	1	2	2	1	35
00	Kihei Clark	g	3-9	2-8	2-2	0	11	11	0	10	7	3	0	1	40
02	Braxton Key	g	3-10	0-5	1-2	1	9	10	2	7	2	2	0	2	33
13	Casey Morsell	g	1-6	1-6	0-0	1	1	2	2	3	1	2	1	0	26
53	Tomas Woldetensae	g	0-4	0-3	0-0	0	0	0	1	0	0	2	0	0	13
04	Justin McKoy		0-0	0-0	0-0	0	0	0	0	0	0	1	0	0	3
23	Kody Stattmann		2-4	1-3	0-0	1	2	3	0	5	2	1	1	0	21
30	Jay Huff		5-6	0-0	1-2	2	10	12	1	11	1	2	0	0	29
Team						1	2	3							
Totals			20-49	4-25	4-6	10	37	47	7	48	14	16	4	4	200

FG % 1st Half: 11-24 45.8% 2nd half: 9-25 36.0% Game: 20-49 40.8% Deadball Rebounds 1
 3FG % 1st Half: 2-12 16.7% 2nd half: 2-13 15.4% Game: 4-25 16.0%
 FT % 1st Half: 1-2 50.0% 2nd half: 3-4 75.0% Game: 4-6 66.7%

Syracuse 34 • 0-1,0-1 ACC

##	Player	Total		3-Ptr		Rebounds			PF	TP	A	TO	Blk	Stl	Min
		FG-FGA	FG-FGA	FT-FTA	Off	Def	Tot								
21	Marek Dolezaj	f	2-8	0-2	0-0	3	6	9	3	4	2	2	0	0	40
33	Elijah Hughes	f	4-14	3-10	3-5	0	5	5	2	14	1	1	1	1	40
34	Bourama Sidibe	f	1-2	0-0	0-0	0	2	2	4	2	0	1	0	1	22
05	Jalen Carey	g	1-6	0-0	0-2	2	3	5	0	2	1	1	0	1	18
35	Buddy Boenheim	g	3-12	1-8	0-0	0	2	2	1	7	1	1	1	1	32
00	Bryce Goodine		0-2	0-2	0-0	0	0	0	0	0	0	0	0	0	8
01	Quincy Guerrier		0-4	0-3	0-0	0	0	0	1	0	0	0	0	1	13
11	Joseph Girard III		1-6	1-4	0-0	0	0	1	3	2	2	0	0	22	
14	Jesse Edwards		1-1	0-0	0-0	0	1	1	0	2	0	0	1	0	5
Team						3	1	4							
Totals			13-55	5-29	3-7	8	20	28	12	34	7	9	3	5	200

FG % 1st Half: 7-27 25.9% 2nd half: 6-28 21.4% Game: 13-55 23.6% Deadball Rebounds 1
 3FG % 1st Half: 3-14 21.4% 2nd half: 2-15 13.3% Game: 5-29 17.2%
 FT % 1st Half: 2-5 40.0% 2nd half: 1-2 50.0% Game: 3-7 42.9%

Officials: Clarence Armstrong,Doug Simons,Jamie Luckie
 Technical fouls: Virginia-None. Syracuse-None.
 Attendance: 22518
 2019-20 Men's Basketball. Round: 0. Syracuse vs Virginia. Played at Carrier Do

Score by periods	1st	2nd	Total
Virginia	25	23	48
Syracuse	19	15	34



Official Basketball Box Score -- Game Totals -- Final Statistics

James Madison vs Virginia
11/10/19 6:00 pm at



James Madison 34 • 1-1,0-0 CAA

##	Player	Total		3-Ptr		Rebounds			PF	TP	A	TO	Blk	Stl	Min
		FG-FGA	FG-FGA	FT-FTA	Off	Def	Tot								
11	Zach Jacobs	f	3-9	2-5	1-2	4	3	7	2	9	0	4	1	0	36
23	Michael Christmas	f	1-5	0-2	1-2	1	7	8	1	3	0	1	0	0	24
01	Matt Lewis	g	5-15	4-9	0-0	0	10	10	2	14	2	2	0	1	35
03	Deshon Parker	g	0-7	0-2	0-0	0	2	2	0	0	2	3	0	1	29
05	Darius Banks	g	2-8	2-7	0-2	0	3	3	4	6	1	2	0	1	35
04	Zyon Dobbs		0-0	0-0	0-0	0	0	0	0	0	0	1	0	0	4
13	Quinn Richey		0-1	0-0	0-0	1	0	1	0	0	0	0	0	0	4
14	Jayvis Harvey		1-4	0-3	0-0	0	2	2	1	2	0	2	0	0	16
22	Julien Wooden		0-3	0-2	0-0	0	2	2	1	0	1	4	0	0	15
35	Devon Flowers		0-1	0-1	0-0	0	0	0	0	0	0	0	0	0	2
Team						1	0	1							
Totals			12-53	8-31	2-6	7	29	36	11	34	6	19	1	3	200

FG % 1st Half: 8-25 32.0% 2nd half: 4-28 14.3% Game: 12-53 22.6% Deadball Rebounds 3
 3FG % 1st Half: 5-15 33.3% 2nd half: 3-16 18.8% Game: 8-31 25.8%
 FT % 1st Half: 2-6 33.3% 2nd half: 0-0 0.0% Game: 2-6 33.3%

Virginia 65 • 2-0,1-0 ACC

##	Player	Total		3-Ptr		Rebounds			PF	TP	A	TO	Blk	Stl	Min
		FG-FGA	FG-FGA	FT-FTA	Off	Def	Tot								
25	Mamadi Diakite	f	8-16	1-3	2-4	3	10	13	1	19	0	0	2	1	29
00	Kihei Clark	g	2-7	1-5	0-0	1	2	3	0	5	6	3	0	2	28
02	Braxton Key	g	5-8	2-3	2-2	3	7	10	0	14	2	1	0	1	29
13	Casey Morsell	g	0-9	0-5	0-0	0	3	3	3	0	1	2	1	0	26
23	Kody Stattmann	g	2-9	0-6	4-4	1	1	2	2	8	0	2	1	2	31
01	Matt Palumbo		0-1	0-1	0-0	0	0	0	0	0	0	0	0	0	2
04	Justin McKoy		2-4	0-0	0-0	0	2	2	2	4	0	1	0	0	12
05	Jayden Nixon		1-2	0-1	0-0	1	0	1	1	2	0	0	0	0	4
11	Grant Kersey		1-1	0-0	0-0	1	0	1	0	2	0	0	0	0	2
12	Chase Coleman		0-3	0-1	0-0	0	0	0	0	0	0	0	0	0	7
24	Austin Katstra		0-2	0-0	0-0	0	5	5	0	0	0	0	0	0	3
30	Jay Huff		5-6	0-0	1-4	3	4	7	1	11	2	1	2	2	27
Team						2	1	3							
Totals			26-68	4-25	9-14	15	35	50	10	65	11	10	6	8	200

FG % 1st Half: 13-35 37.1% 2nd half: 13-33 39.4% Game: 26-68 38.2% Deadball Rebounds 3
 3FG % 1st Half: 3-14 21.4% 2nd half: 1-11 9.1% Game: 4-25 16.0%
 FT % 1st Half: 2-4 50.0% 2nd half: 7-10 70.0% Game: 9-14 64.3%

Officials: Keith Kimble,Nathan Farrell,Ted Valentine
 Technical fouls: James Madison-None. Virginia-None.
 Attendance: 13524
 2019-20 Men's Basketball. Round: 0. James Madison vs Virginia. Played at John

Score by periods	1st	2nd	Total
James Madison	23	11	34
Virginia	31	34	65

THE LAST TIME

VIRGINIA INDIVIDUALS

- **Scored 30 points:** Kyle Guy vs. Marshall (12/31/18)
- **Scored 40 points:** Sean Singletary (41) at Miami (3/1/08)
- **Two players with 20 points:** De'Andre Hunter (27) and Kyle Guy vs. Texas Tech (4/8/19)
- **Three players with 20 points:** Chris Williams (27), Roger Mason, Jr. (22) and Donald Hand (20) vs. Duke (1/5/00)
- **Four players with 20 points:** Chris Williams (23), Donald Hand (22), Adam Hall (21) and Travis Watson (20) vs. Georgetown (3/15/00)
- **A player with back-to-back 25-point games:** Joe Harris, 26 vs. Virginia Tech (2/12/13), 27 at North Carolina (2/16/13)
- **One player scored in double figures:** Ty Jerome (18) vs. Georgia Tech (2/21/18)
- **No players scored in double figures:** vs. Florida (3/18/17)
- **Five players scored in double figures:** De'Andre Hunter (19), Kyle Guy (15), Ty Jerome (13), Kihei Clark (12), Mamadi Diakite (10) at Notre Dame (1/26/19)
- **Six players scored in double figures:** Sean Singletary (27), Adrian Joseph (13), Jamil Tucker (13), Mamadi Diane (12), Calvin Baker (11), Laurynas Mikalauskas (11), vs. Maryland (3/9/08)
- **Seven players scored in double figures:** Cornel Parker (20), Junior Burrough (15), Ted Jeffries (14), Cory Alexander (13), Jason Williford (12), Yuri Barnes (11) and Doug Smith (11) vs. Clemson (1/13/93)
- **Had 15 rebounds:** Mike Tobey (16) vs. Tenn. State (11/25/14)
- **Had 20 rebounds:** Mike Tobey (20) vs. Louisville (3/5/16)
- **Had 25 rebounds:** Bob Mortell (25) vs. Washington & Lee (2/27/60)
- **Two players with 10 rebounds:** Mamadi Diakite (13) and Braxton Key (10) vs. JMU (11/10/19)
- **Three players with 10 rebounds:** Jay Huff (12), Kihei Clark (11) and Braxton Key (10) at Syracuse (11/6/19)
- **Double-Double:** Mamadi Diakite (19 pts, 13 rebs) and Braxton Key (14 pts, 10 rebs) vs. JMU (11/10/19)
- **Two players had a double-double:** Mamadi Diakite (19 pts, 13 rebs) and Braxton Key (14 pts, 10 rebs) vs. JMU (11/10/19)
- **Three players had a double-double:** Jason Williford (10 pts, 15 rebs), Ted Jeffries (23 pts, 10 rebs), and Cornel Parker (11 pts, 11 rebs) at William & Mary (1/25/93)
- **Double-Double with points and assists:** Ty Jerome (15 points, 11 assists) at North Carolina (2/11/19)
- **Triple-Double:** Ralph Sampson (15 pts, 22 rebs, 10 blks) vs. Old Dominion (12/29/79)
- **Four Double-Doubles in a row:** Mike Scott [5] (27 pts, 15 rebs) vs. Oklahoma (11/23/10), (16 pts, 10 rebs) vs. Wichita State (11/24/10), (17 pts, 12 rebs) at Minnesota (11/29/10), (21 pts, 13 rebs) at Virginia Tech (12/5/10), (10 pts, 13 rebs) vs. Radford (12/7/10)
- **20 points and 20 rebounds:** Travis Watson (21 points, 20 rebounds) vs. Wofford (1/2/03)
- **20 points and 10 rebounds:** Kyle Guy (25 points, 10 rebounds) vs. Purdue (3/30/19)
- **10 assists:** Ty Jerome (10) vs. NC State (3/14/19)
- **5 blocked Shots:** Mamadi Diakite (5) vs. Auburn (4/6/19)
- **5 steals:** Ty Jerome (5) vs. Morgan State (12/3/18)
- **Led UVA in points, rebounds and assists:** Ty Jerome (21 points, 9 rebounds, 6 assists) vs. Auburn (4/6/19)
- **Hit a last second shot to win a game:** De'Andre Hunter at Louisville (3/1/18) [3-pointer at the buzzer]
- **Played every minute:** Kihei Clark (40) at Syracuse (11/6/19)
- **Played more than 40 minutes:** Kyle Guy (45), De'Andre Hunter (45) and Ty Jerome (42) vs. Texas Tech (4/8/19)

VIRGINIA TEAM

- **Won in Overtime:** vs. Texas Tech (4/8/19)
- **Lost in Overtime:** vs. Virginia Tech, 61-60 (2/10/18)
- **Played Two Overtimes:** at Virginia Tech, 80-78 2 OT (2/12/17)
- **Played Three Overtimes:** vs. Georgetown, L 115-111 (3/15/00)
- **Shot 70 percent for a half:** 70.4% (19-27) vs. Austin Peay - 1st Half (11/13/17)
- **Shot 60 percent in a game:** 60% (33-55) at Boston College (1/9/19)
- **Shot less than 30 percent in a game:** 29.5% (13-44) vs. VCU (12/9/18)
- **Shot 100 percent from the free throw line:** 100% (10-10) at Louisville (2/23/19)
- **Shot 90 percent from the free throw line:** 100% (6-6) vs. Virginia Tech (1/15/19)
- **Shot 70 percent from 3-point line:** 72% (18-25) at Syracuse (3/4/19)
- **Shot less than 30 percent in a half:** 23.8% (5-21) in 2nd Half vs. VCU (12/9/18)
- **Shot less than 20 percent in a half:** 18.2% (4-22) in 1st Half vs. California (12/22/15)
- **Shot 55 percent or better and lost:** 58.5% (31-53) at North Carolina (2/16/13)
- **Shot 50 percent or better and lost:** 52.8% (28-53) at Duke (1/19/19)
- **Attempted 50 FTs:** 52 (made 34) vs. Howard (12/12/94)
- **Attempted 35 3-pointers:** 38 (11-38) vs. Va. Tech (2/10/18)
- **Did Not Attempt a FT:** 0 vs. Wisconsin (11/27/17)
- **Made 30 FTs:** 31 (31 of 36) vs. Tennessee (3/18/07)
- **Made 15 3-pt FGs:** 18 at Syracuse (3/4/19)
- **Failed to make a 3-pt FG:** vs. St. Francis Brooklyn (11/15/16)
- **Had 50 rebounds:** 50 vs. JMU (11/10/19)
- **Had 25 assists:** 26 vs. Iowa State (3/25/16)
- **Had 15 steals:** 16 vs. NC State (2/24/08)
- **Had 10 blocks:** 11 vs. Norfolk State (11/16/14)
- **Scored 50 pts in a half:** 50 vs. Marshall, 2nd half (12/31/18)
- **Scored 60 pts in a half:** 60 vs. Gonzaga, 1st half (1/3/07)
- **Scored 70 pts in a half:** 70 vs. Coastal Carolina, 2nd half (11/20/00)
- **Scored 100 pts (ACC):** 103 vs. Maryland (1/16/07)
- **Scored 100 pts (non-conf):** 100 vs. Marshall (12/31/18)
- **Scored under 20 pts in 1st half:** 17 vs. Florida (3/18/17)
- **Scored under 20 pts in 2nd half:** 19 at No. Carolina (2/18/17)
- **Scored under 50 pts in a game:** 49 vs. Wisconsin (11/27/17)
- **Defeated top-5 opponent:** 65-63 at #4 Duke (1/27/18)
- **Defeated top-5 opponent on the road:** 65-63 at #4 Duke (1/27/18)
- **Defeated top-ranked opponent:** 86-73 vs. #1 North Carolina (1/30/86)
- **Won when trailing by 16 points:** Trained 32-16 during 63-61 vs. Ohio State (11/30/16)
- **Won when trailing by 17 points:** Trained 31-14 during 61-58 overtime win vs. Maryland (3/10/13)

2019-20 UVA MISCELLANEOUS STATISTICS

Largest halftime lead: 8 vs. JMU (11/10/19)
 Largest halftime deficit: N/A
 Largest halftime deficit overcome in a win: N/A
 Largest halftime lead surrendered in a loss: N/A
 Largest deficit overcome in a win: 2 at Syracuse (11/6/19)
 Largest lead surrendered in a loss: N/A
 Largest deficit at any time: 2 at Syracuse (11/6/19)
 Largest lead at any time: 31 vs. JMU (11/10/19)
 Most consecutive points scored: 13, 2x, last vs. JMU (11/10/19)
 Most consecutive points allowed: 8 at Syracuse (11/6/19)
 Longest scoring drought: 4:00 at Syracuse (11/6/19)
 Longest opponent scoring drought: 9:04 at Syracuse (11/6/19)

OPPONENT INDIVIDUALS

- **Scored 30 points:** Carsen Edwards (42), Purdue (3/30/19)
- **Scored 35 points:** Carsen Edwards (42), Purdue (3/30/19)
- **Scored 40 points:** Carsen Edwards (42), Purdue (3/30/19)
- **Scored 50 points:** Len Chappell (50), Wake (2/12/62)
- **Two players with 20 points:** Andrew White (23) and Tyus Battle (23) at Syracuse (2/4/17)
- **Two players with 25 points:** RJ Barrett (30) and Zion Williamson (27) at Duke (1/19/19)
- **Three players with 20 points:** Jordan McRae (21), Jarnell Stokes (20), Josh Richardson (20), at Tennessee (12/30/13)
- **Two players with 30 points:** Trevor Powell (31) and Tony Smith (31), at Marquette (2/3/90)
- **No players scored in double figures:** Florida State (1/5/19)
- **Five players scored in double figures:** Brandone Francis (17), Davide Moretti (15), Jarrett Culver (15), Tyler Edwards (12) and Matt Mooney (10) vs. Texas Tech (4/8/19)
- **Six players scored in double figures:** C.J. Harris (15), Ari Stewart (12), Travis McKie (12), J.T. Terrell (11), Ty Walker (11), Gary Clark (10), at Wake Forest (1/29/11)
- **Seven players scored in double figures:** Stanley Burrell (15), Drew Lavender (13), C.J. Anderson (12), B.J. Raymond (12), Josh Duncan (11), Charles Bronson (11), and Jason Love (10), at Xavier (1/3/08)
- **Double-Double:** Matt Lewis (14 points, 10 rebounds), JMU (11/10/19)
- **Double-Double with points and assists:** Keifer Sykes (21 pts, 10 assts) at Green Bay (12/7/13)
- **Two players had a double-double:** Marvin Bagley III (30 pts, 14 rebs) & Wendell Carter Jr. (14 pts, 15 rebs), Duke (1/27/18)
- **Had 15 rebounds:** John Mooney (15), Notre Dame (2/16/19)
- **Had 20 rebounds:** Tim Duncan (23), Wake Forest (2/22/97)
- **Had 10 assists:** Keifer Sykes (10), at Green Bay (12/7/13)
- **5 Blocked Shots:** Ben Lammers (6), at Georgia Tech (1/18/18)
- **5 Steals:** Briante Weber (5), VCU (12/6/14)
- **Hit a last second shot to win a game:** Donte DiVincenzo, Villanova (12/31/16), tip-in at the end of regulation

OPPONENT TEAM

- **Shot less than 30 percent in a game:** 22.6% (12-53), JMU (11/10/19)
- **Shot less than 30 percent in a game (ACC):** 23.6% (13-55), at Syracuse (11/6/19)
- **Shot 60 percent in a game:** 63.8% (37-58), at Xavier (1/3/08)
- **Shot 55 percent or better and lost:** 55.3% (26-47), Cleveland State (11/25/09)
- **Scored 100 pts:** 106, Washington (11/22/10)
- **Scored 90 pts in an ACC game:** 93, North Carolina (2/16/13)
- **Scored 60 pts in a half:** 60, at Miami, 2nd half (3/1/08)
- **Scored 50 pts in a half:** 53, vs. UMBC, 2nd half (3/16/18)
- **Scored under 10 pts in 1st half:** 7, at Pitt (2/24/18)
- **Scored under 20 pts in 1st half:** 19, at Syracuse (11/6/19)
- **Scored under 20 pts in 2nd half:** 11, vs. JMU (11/10/19)
- **Scored under 40 pts in a game:** 34, JMU (11/10/19)
- **Had 25 assists:** 27, at Xavier (1/3/08)
- **Had 15 steals:** 15, VMI (11/16/08)
- **Had 10 blocks:** 10 at Maryland (3/5/11)
- **Failed to make a 3-pt FG:** Georgia Tech (1/22/15)

JOHN PAUL JONES ARENA RECORDS

VIRGINIA PLAYERS

Points:	40, J.R. Reynolds vs. Wake Forest, 1/21/07
Most 1st Half Points:	23, Sean Singletary vs. Virginia Tech, 1/16/08
Most 2nd Half Points:	26, Sylven Landesberg vs. Boston College, 2/4/09
Rebounds:	20, Mike Tobey vs. Louisville, 3/5/16
Field Goals:	13, Sylven Landesberg vs. Boston College, 2/4/09
Field Goal Attempts:	23, Sylven Landesberg vs. Boston College, 2/4/09
Field Goal Pct.:	1.000 (9-9), Mike Scott vs. Wake Forest, 2/8/12
3-Point Field Goals:	8, Mustapha Farrakhan vs. Howard, 1/4/11
3-Point FG Attempts:	12, Sean Singletary vs. Gonzaga, 1/3/07 12, Sean Singletary vs. Georgia Tech, 2/24/07
3-Point FG Pct.:	1.000 (5-5), Malcolm Brogdon vs. Boston College, 2/3/16 1.000 (5-5), Justin Anderson vs. Tennessee State, 11/25/14 1.000 (4-4), De'Andre Hunter vs. Coppin State, 11/16/18 1.000 (4-4), London Perrantes vs. Miami, 2/26/14 1.000 (4-4), Joe Harris vs. Hampton, 11/26/13
Free Throws Made:	14, Sean Singletary vs. Hampton, 12/16/06 14, Sylven Landesberg vs. Florida State, 1/24/09
Free Throw Attempts:	16, Sean Singletary vs. Hampton, 12/16/06
FT Pct.:	1.000 (14-14), Sylven Landesberg vs. Florida State, 1/24/09 1.000 (12-12), Malcolm Brogdon vs. Villanova, 12/19/15
Assists:	12 by Ty Jerome vs. Virginia Tech, 1/15/19
Steals:	7, Sean Singletary vs. NC State, 2/24/08
Blocks:	5, 7x, last by Jay Huff, 11/13/17

VIRGINIA TEAM

Most Points:	108 vs. Gonzaga, 1/3/07
Fewest Points:	38 vs. Wisconsin, 12/4/13
Most 1st Half:	60 vs. Gonzaga, 1/3/07
Fewest 1st Half:	15 vs. Iowa State, 12/30/10
Most 2nd Half:	57 vs. Arizona, 11/12/06
Fewest 2nd Half:	15 vs. Duke, 2/16/11
Rebounds:	54 vs. UMES, 11/26/06
Field Goals:	43 vs. VMI, 11/16/08
Field Goal Attempts:	82 vs. UNC, 1/15/09
Field Goal Pct.:	.667 (32-48) vs. Howard, 1/4/11
3-Pt. FG:	18 vs. Gonzaga, 1/3/07
3-Pt. FG Attempts:	38 vs. Virginia Tech, 2/10/18
3-Point FG Pct.:	.727 (8-11) vs. North Texas, 11/20/12
Free Throws:	39 vs. Maryland, 1/16/07
FT Attempted:	49 vs. Maryland, 1/16/07
Fewest FT Attempted:	0 vs. Wisconsin, 11/27/17
Free Throw Pct.:	1.000 (19-19) vs. Winthrop, 11/15/11
Assists:	24 vs. Howard, 11/14/07 24 vs. VMI, 11/16/08
Steals:	16 vs. NC State, 2/24/08
Blocks:	12 vs. Longwood, 2/13/07
Most Turnovers:	21 vs. Longwood, 12/7/07 21 vs. Hampton, 12/19/07
Fewest Turnovers:	2 vs. Louisville, 2/7/15

MISCELLANEOUS

Biggest Comeback:	19 points vs. Arizona, 11/12/06
Biggest Lead Given up in a Loss:	14 points vs. Bradley, 3/26/08
Largest Lead:	59 vs. Coppin State, 11/16/18 57 points vs. Grambling State, 11/22/16
Biggest Deficit:	38 points vs. Clemson, 2/7/08
Largest Margin of Victory:	57 vs. Coppin State, 11/16/18 56 points vs. Grambling State, 11/22/16
Largest Margin of Defeat:	31 points vs. Clemson, 2/7/08
Overtime Games (Record):	9 (4-5); Last: 54-48 loss vs. Miami, 2/20/17

OPPONENT PLAYERS

Points:	32, 3x last by DeWayne Jackson, Morgan State, 12/19/12
Most 1st Half Points:	19, DeWayne Jackson, Morgan State, 12/19/12
Most 2nd Half Points:	28, Talor Battle, Penn State, 11/30/09
Rebounds:	16, 2x last by Jamelle Hagins, Delaware, 11/13/12
Field Goals:	13, Elijah Millsap, UAB, 12/30/09
Field Goal Attempts:	24, Malcolm Delaney, Virginia Tech, 1/28/10
Field Goal Pct.:	.875 (7-8), Ahmed Grant, UNC Wilmington, (1/18/10)
3-Point Field Goals:	8, K.C. Rivers, Clemson, 2/7/08
3-Pt. FG Attempts:	15, Malcolm Delaney, Virginia Tech, 2/19/11
3-Pt. FG Pct.:	1.000 (5-5), Tony Dukes, USC Upstate, 11/15/10
Free Throws Made:	15, Tyler Hansbrough, North Carolina, 1/15/09
FT Attempted:	17, Tyler Hansbrough, North Carolina, 1/15/09
FT Pct.:	1.000 (8-8), Tyrese Rice, Boston College, 2/4/09 1.000 (8-8), Sean Mosley, Maryland, 3/6/10 1.000 (7-7), Roy Devyn Marble, Iowa, 3/27/13
Assists:	11, Cliff Hammonds, Clemson, 2/7/08
Steals:	5, Jon Scheyer, Duke, 2/28/10
Blocks:	6, Eric Hall, Radford, 11/21/08

OPPONENT TEAM

Most Points:	97, VMI, 11/16/08
Fewest Points:	27, Harvard, 12/21/14
Most 1st Half:	50, North Carolina, 1/15/09
Fewest 1st Half:	8, Harvard, 12/21/14
Most 2nd Half:	61, Gonzaga, 1/3/07
Fewest 2nd Half:	11, JMU, 11/10/19
Rebounds:	48, North Carolina, 2/25/12
Field Goals:	37, VMI, 11/16/08
Field Goal Attempts:	79, VMI, 11/16/08
Field Goal Pct.:	.566 (30-53) Liberty, 11/25/08
3-Pt. FG:	16, Clemson, 2/7/08
3-Pt. FG Attempts:	39, Hartford, 12/30/07
3-Point FG Pct.:	.619 (13-21) Duke, 2/9/19
Free Throws:	26, Boston College, 2/4/09
FT Attempted:	31, Boston College, 2/4/09
Free Throw Pct.:	1.000 (15-15) Iowa, 3/27/13
Assists:	22, Clemson, 2/7/08
Steals:	15, VMI, 11/16/08
Blocks:	10, Radford, 11/21/08 10, North Carolina, 1/15/09
Most Turnovers:	25, NC State, 2/24/08
Fewest Turnovers:	4, Clemson, 1/31/12

RECORD AT JOHN PAUL JONES ARENA

2006-07 to present	224 games - 182-42 (.813)
--------------------	---------------------------

LONGEST WINNING STREAKS

24 games from 2/7/15 vs. Louisville through 11/30/16 vs. Ohio State
21 games from 12/21/13 vs. Northern Iowa through 1/22/15 vs. Georgia Tech

LONGEST ACC WINNING STREAK

21 games from 1/6/13 vs. North Carolina through 1/22/15 vs. Georgia Tech
--

LONGEST LOSING STREAK

4 games from 2/6/10 vs. Wake Forest through 3/6/10 vs. Maryland



○ KIHEI CLARK

Guard • 5-9 • 163
Sophomore
Woodland Hills, Calif. • Taft Charter

2019-20 HIGHLIGHTS

- Recorded first career double-double with 10 points and career-high 11 rebounds, and added seven assists in a career-high 40 minutes at Syracuse (11/6/19)
- Dished out six assists against JMU (11/10/19)

2019-20 GAME-BY-GAME

Opponent	GP	GS	FG	3FG	FT	O-D	Reb	A	TO	Blk	Stl	PF	Min	Pts
Syracuse	1	1	3-9	2-8	2-2	0-11	11	7	3	0	1	0	40	10
JMU	2	2	2-7	1-5	0-0	1-2	3	6	3	0	2	0	28	5

CAREER HIGHS

Points	12, 2x - last vs. Oregon (3/28/19)
FGs	4, 2x - last vs. Oregon (3/28/19)
3FGs	3, 3x - last vs. Oregon (3/28/19)
FTs	7 vs. VCU (12/9/18)
Rebounds	11 at Syracuse (11/6/19)
Assists	7 at Syracuse (11/6/19)
Turnovers	6 vs. Miami (2/2/19)
Blocks	-
Steals	3, 2x - last at North Carolina (2/11/19)
Minutes	40 at Syracuse (11/6/19)

SEASON HIGHS

Points	10 at Syracuse (11/6/19)
FGs	3 at Syracuse (11/6/19)
3FGs	2 at Syracuse (11/6/19)
FTs	2 at Syracuse (11/6/19)
Rebounds	11 at Syracuse (11/6/19)
Assists	7 at Syracuse (11/6/19)
Turnovers	3, 2x - last vs. JMU (11/10/19)
Blocks	-
Steals	2 vs. JMU (11/10/19)
Minutes	40 at Syracuse (11/6/19)

CAREER STATISTICS

Year	G-GS	Min-Avg.	FG-FGA	Pct.	3FG-3FGA	Pct.	FT-FTA	Pct.	Off-Def.	Reb-Avg.	PF-DQ	Ast	TO	Blk	Stl	Pts-Avg
2018-19	38-20	1018-26.8	55-157	.350	29-85	.341	33-40	.825	16-73	89-2.3	52-0	97	39	0	28	172-4.5
2019-20	2-2	68-34.0	5-16	.313	3-13	.231	2-2	1.000	1-13	14-7.0	0-0	13	6	0	3	15-7.5
TOTAL	40-22	1086-27.2	60-173	.347	32-98	.327	35-42	.833	17-86	103-2.6	52-0	110	45	0	31	187-4.7

CAREER ACC STATISTICS

Year	G-GS	Min-Avg.	FG-FGA	Pct.	3FG-3FGA	Pct.	FT-FTA	Pct.	Off-Def.	Reb-Avg.	PF-DQ	Ast	TO	Blk	Stl	Pts-Avg
2018-19	18-8	433-24.1	21-62	.339	13-35	.371	7-9	.778	7-30	37-2.1	19-0	38	16	0	11	62-3.4
2019-20	1-1	40-40.0	3-9	.333	2-8	.250	2-2	1.000	0-11	11-11.0	0-0	7	3	0	1	10-10.0
TOTAL	19-9	473-24.9	24-71	.338	15-44	.341	9-11	.818	7-41	48-2.5	19-0	45	19	0	12	72-3.8



2 BRAXTON KEY

Guard • 6-8 • 230

Senior

Charlotte, N.C. • Oak Hill Academy [Alabama]

2019-20 HIGHLIGHTS

- Grabbed 10 rebounds and had seven points at Syracuse (11/6/19)
- Recorded first career double-double with 14 points and 10 rebounds against JMU (11/10/19)

2019-20 GAME-BY-GAME

Opponent	GP-GS	FG	3FG	FT	O-D	Reb	A	TO	Blk	Stl	PF	Min	Pts
Syracuse	1-1	3-10	0-5	1-2	1-9	10	2	2	0	2	2	33	7
JMU	2-2	5-8	2-3	2-2	3-7	10	2	1	0	1	0	29	14

CAREER HIGHS

Points	26 at Georgia (1/26/17) *
FGs	8 vs. Florida (1/10/17) *
3FGs	3, 3x - last at Georgia (1/26/17) *
FTs	10 vs. Mississippi State (1/28/17) *
Rebounds	11 vs. Vanderbilt (1/7/17) *
Assists	7 vs. LSU (2/8/17) *
Turnovers	5, 7x - last vs. Richmond (3/14/17) *
Blocks	2, 13x - last vs. Louisville (3/9/19)
Steals	4, 2x - last vs. Dayton (11/22/18)
Minutes	37, 3x - last vs. Georgia (2/23/17) *

* - at Alabama

SEASON HIGHS


Points	14 vs. JMU (11/10/19)
FGs	5 vs. JMU (11/10/19)
3FGs	2 vs. JMU (11/10/19)
FTs	2 vs. JMU (11/10/19)
Rebounds	10, 2x - last vs. JMU (11/10/19)
Assists	2, 2x - last vs. JMU (11/10/19)
Turnovers	2 at Syracuse (11/6/19)
Blocks	-
Steals	2 at Syracuse (11/6/19)
Minutes	33 at Syracuse (11/6/19)

CAREER STATISTICS

Year	G-GS	Min-Avg.	FG-FGA	Pct.	3FG-3FGA	Pct.	FT-FTA	Pct.	Off-Def.	Reb-Avg.	PF-DQ	Ast	TO	Blk	Stl	Pts-Avg
2016-17	34-30	1012-29.8	139-321	.433	32-97	.330	97-153	.634	54-139	193-5.7	86-0	86	106	21	21	407-12.0
2017-18	26-17	656-25.2	65-159	.409	16-64	.250	36-54	.667	37-101	138-5.3	51-0	48	46	11	27	182-7.0
2018-19	38-6	753-19.8	74-171	.433	18-59	.305	49-67	.731	50-150	200-5.3	66-0	38	28	21	36	215-5.7
2019-20	2-2	62-31.0	8-18	.444	2-8	.250	3-4	.750	4-16	20-10.0	2-0	4	3	0	3	21-10.5
TOTAL	100-55	2483-24.8	286-669	.428	68-228	.298	185-278	.665	145-406	551-5.5	205-0	176	183	53	87	825-8.3

CAREER ACC STATISTICS

Year	G-GS	Min-Avg.	FG-FGA	Pct.	3FG-3FGA	Pct.	FT-FTA	Pct.	Off-Def.	Reb-Avg.	PF-DQ	Ast	TO	Blk	Stl	Pts-Avg
2018-19	18-1	385-21.4	38-96	.396	10-34	.294	27-36	.750	23-77	100-5.6	28-0	22	15	15	15	113-6.3
2018-19	1-1	33-33.0	3-10	.300	0-5	.000	1-2	.500	1-9	10-10.0	2-0	2	2	0	2	7-7.0
TOTAL	19-2	418-22.0	41-106	.386	10-39	.256	28-38	.737	24-86	110-5.8	30-0	24	17	15	17	120-6.3



4 JUSTIN MCCOY

Forward • 6-8 • 221
Freshman
Cary, N.C. • Panther Creek

2019-20 HIGHLIGHTS

- Made collegiate debut at Syracuse (11/6/19)
- Scored first collegiate basket and finished with four points vs. JMU (11/10/19)

2019-20 GAME-BY-GAME

Opponent	GP-GS	FG	3FG	FT	O-D	Reb	A	TO	Blk	Stl	PF	Min	Pts
Syracuse	1-0	0-0	0-0	0-0	0-0	0	0	1	0	0	0	3	0
JMU	2-0	2-4	0-0	0-0	0-2	2	0	1	0	0	2	12	4

CAREER HIGHS

Points	2 vs. JMU (11/10/19)
FGs	2 vs. JMU (11/10/19)
3FGs	-
FTs	-
Rebounds	2 vs. JMU (11/10/19)
Assists	-
Turnovers	1, 2x - last vs. JMU (11/10/19)
Blocks	-
Steals	-
Minutes	12 vs. JMU (11/10/19)

SEASON HIGHS


Points	2 vs. JMU (11/10/19)
FGs	2 vs. JMU (11/10/19)
3FGs	-
FTs	-
Rebounds	2 vs. JMU (11/10/19)
Assists	-
Turnovers	1, 2x - last vs. JMU (11/10/19)
Blocks	-
Steals	-
Minutes	12 vs. JMU (11/10/19)

CAREER STATISTICS

Year	G-GS	Min-Avg.	FG-FGA	Pct.	3FG-3FGA	Pct.	FT-FTA	Pct.	Off-Def.	Reb-Avg.	PF-DQ	Ast	TO	Blk	Stl	Pts-Avg
2019-20	2-0	15-7.5	2-4	.500	0-0	.000	0-0	.000	0-2	2-1.0	2-0	0	2	0	0	4-2.0
TOTAL	2-0	15-7.5	2-4	.500	0-0	.000	0-0	.000	0-2	2-1.0	2-0	0	2	0	0	4-2.0

CAREER ACC STATISTICS

Year	G-GS	Min-Avg.	FG-FGA	Pct.	3FG-3FGA	Pct.	FT-FTA	Pct.	Off-Def.	Reb-Avg.	PF-DQ	Ast	TO	Blk	Stl	Pts-Avg
2019-20	1-0	3-3.0	0-0	.000	0-0	.000	0-0	.000	0-0	0-0.0	0-0	0	1	0	0	0-0.0
TOTAL	1-0	3-3.0	0-0	.000	0-0	.000	0-0	.000	0-0	0-0.0	0-0	0	1	0	0	0-0.0



13 CASEY MORSELL

Guard • 6-3 • 195

Freshman

Fort Washington, Md. • St. John's College

2019-20 HIGHLIGHTS

- Made collegiate debut at Syracuse (11/6/19)
- First true freshman to start season-opener at UVA since Taylor Barnette, Justin Anderson and Mike Tobey at George Mason (Nov. 9, 2012)

2019-20 GAME-BY-GAME

Opponent	GP-GS	FG	3FG	FT	O-D	Reb	A	TO	Blk	Stl	PF	Min	Pts
Syracuse	1-1	1-6	1-6	0-0	1-1	21	1	2	1	0	2	26	3
JMU	2-2	0-9	0-5	0-0	0-3	3	1	2	1	0	3	26	0

CAREER HIGHS

Points	3 at Syracuse (11/6/19)
FGs	1 at Syracuse (11/6/19)
3FGs	1 at Syracuse (11/6/19)
FTs	-
Rebounds	3 vs. JMU (11/10/19)
Assists	1, 2x - last vs. JMU (11/10/19)
Turnovers	2, 2x - last vs. JMU (11/10/19)
Blocks	1, 2x - last vs. JMU (11/10/19)
Steals	-
Minutes	26, 2x - last vs. JMU (11/10/19)

SEASON HIGHS

Points	3 at Syracuse (11/6/19)
FGs	1 at Syracuse (11/6/19)
3FGs	1 at Syracuse (11/6/19)
FTs	-
Rebounds	3 vs. JMU (11/10/19)
Assists	1, 2x - last vs. JMU (11/10/19)
Turnovers	2, 2x - last vs. JMU (11/10/19)
Blocks	1, 2x - last vs. JMU (11/10/19)
Steals	-
Minutes	26, 2x - last vs. JMU (11/10/19)

CAREER STATISTICS

Year	G-GS	Min-Avg.	FG-FGA	Pct.	3FG-3FGA	Pct.	FT-FTA	Pct.	Off-Def.	Reb-Avg.	PF-DQ	Ast	TO	Blk	Stl	Pts-Avg
2019-20	2-2	52-26.0	1-15	.067	1-11	.091	0-0	.000	1-4	5-2.5	5-0	2	4	2	0	3-1.5
TOTAL	2-2	52-26.0	1-15	.067	1-11	.091	0-0	.000	1-4	5-2.5	5-0	2	4	2	0	3-1.5

CAREER ACC STATISTICS

Year	G-GS	Min-Avg.	FG-FGA	Pct.	3FG-3FGA	Pct.	FT-FTA	Pct.	Off-Def.	Reb-Avg.	PF-DQ	Ast	TO	Blk	Stl	Pts-Avg
2019-20	1-1	26-26.0	1-6	.167	1-6	.167	0-0	.000	1-1	2-2.0	2-0	1	2	1	0	3-3.0
TOTAL	1-1	26-26.0	1-6	.167	1-6	.167	0-0	.000	1-1	2-2.0	2-0	1	2	1	0	3-3.0



22 FRANCISCO CAFFARO

Center • 7-0 • 244
Redshirt Freshman
El Trebo, Santa Fe, Argentina • NBA Global Academy

2019-20 HIGHLIGHTS

• Will miss first part of season due to injury

2019-20 GAME-BY-GAME


Opponent	GP-GS	FG	3FG	FT	O-D	Reb	A	TO	Blk	Stl	PF	Min	Pts
Syracuse		DNP											
JMU		DNP											

CAREER HIGHS

Points -
 FGs -
 3FGs -
 FTs -
 Rebounds -
 Assists -
 Turnovers -
 Blocks -
 Steals -
 Minutes -

SEASON HIGHS

Points -
 FGs -
 3FGs -
 FTs -
 Rebounds -
 Assists -
 Turnovers -
 Blocks -
 Steals -
 Minutes -



23 KODY STATTMANN

Guard • 6-7 • 200

Sophomore

Bentley Park, Queensland, Australia • St. Augustine's College

2019-20 HIGHLIGHTS

- Scored five points in 21 minutes at Syracuse (11/6/19)
- Finished with eight points and made first career start against JMU (11/10/19)

2019-20 GAME-BY-GAME

Opponent	GP-GS	FG	3FG	FT	O-D	Reb	A	TO	Blk	Stl	PF	Min	Pts
Syracuse	1-0	2-4	1-3	0-0	1-2	3	2	1	1	0	0	21	5
JMU	2-1	2-9	0-6	4-4	1-1	2	0	2	1	2	2	31	8

CAREER HIGHS

Points	9 vs. Morgan State (12/3/18)
FGs	2, 3x - last vs. JMU (11/10/19)
3FGs	1, 4x - last at Syracuse (11/6/19)
FTs	4, 3x - last vs. JMU (11/10/19)
Rebounds	3 at Syracuse (11/6/19)
Assists	2 at Syracuse (11/6/19)
Turnovers	2, 2x - last vs. JMU (11/10/19)
Blocks	1, 2x - last vs. JMU (11/10/19)
Steals	2 vs. JMU (11/10/19)
Minutes	31 vs. JMU (11/10/19)

SEASON HIGHS

Points	8 vs. JMU (11/10/19)
FGs	2, 2x - last vs. JMU (11/10/19)
3FGs	1 at Syracuse (11/6/19)
FTs	4 vs. JMU (11/10/19)
Rebounds	3 at Syracuse (11/6/19)
Assists	2 at Syracuse (11/6/19)
Turnovers	2 vs. JMU (11/10/19)
Blocks	1, 2x - last vs. JMU (11/10/19)
Steals	2 vs. JMU (11/10/19)
Minutes	31 vs. JMU (11/10/19)

CAREER STATISTICS

Year	G-GS	Min-Avg.	FG-FGA	Pct.	3FG-3FGA	Pct.	FT-FTA	Pct.	Off-Def.	Reb-Avg.	PF-DQ	Ast	TO	Blk	Stl	Pts-Avg
2018-19	18-0	73-4.1	9-21	.429	4-15	.267	8-9	.889	2-9	11-0.6	8-0	2	5	0	1	30-1.7
2019-20	2-1	52-26.0	4-13	.308	1-9	.111	4-4	1.000	2-3	5-2.5	2-0	2	3	2	2	13-6.5
TOTAL	20-1	125-6.3	13-34	.382	5-24	.208	12-13	.923	4-12	16-0.8	10-0	4	8	2	3	43-2.2

CAREER ACC STATISTICS

Year	G-GS	Min-Avg.	FG-FGA	Pct.	3FG-3FGA	Pct.	FT-FTA	Pct.	Off-Def.	Reb-Avg.	PF-DQ	Ast	TO	Blk	Stl	Pts-Avg
2018-19	9-0	28-3.1	2-5	.400	2-4	.500	0-1	.000	0-5	5-0.6	4-0	0	3	0	0	6-0.7
2019-20	1-0	21-21.0	2-4	.500	1-3	.333	0-0	.000	1-2	3-3.0	0-0	2	1	1	0	5-5.0
TOTAL	10-0	49-4.9	4-9	.444	3-7	.429	0-1	.000	1-7	8-0.8	4-0	2	4	1	0	11-1.1



25 MAMADI DIAKITE

Forward • 6-9 • 224
Redshirt Senior
Conakry, Guinea, Africa • Blue Ridge School (Va.)

2019-20 HIGHLIGHTS

- Scored team-high 12 points and had six rebounds and two blocks at Syracuse (11/6/19)
- Had career-highs with 19 points and 13 rebounds for first career double-double against JMU (11/10/19)

2019-20 GAME-BY-GAME

Opponent	GP-GS	FG	3FG	FT	O-D	Reb	A	TO	Blk	Stl	PF	Min	Pts
Syracuse	1-1	6-10	0-0	0-0	4-2	6	1	2	2	1	1	34	12
JMU	2-2	8-16	1-3	2-4	3-10	13	0	0	2	1	1	29	19

CAREER HIGHS

Points	19 vs. JMU (11/10/19)
FGs	9 at Boston College (1/9/19)
3FGs	2, 2x - last vs. Coppin State (11/16/18)
FTs	5 vs. Texas Tech (4/8/19)
Rebounds	13 vs. JMU (11/10/19)
Assists	2 vs. Wiliam & Mary (12/22/18)
Turnovers	4 vs. Wisconsin (11/28/17)
Blocks	5 vs. Auburn (4/6/19)
Steals	3 vs. Marshall (12/31/18)
Minutes	42 vs. Purdue (3/30/19)

SEASON HIGHS

Points	19 vs. JMU (11/10/19)
FGs	8 vs. JMU (11/10/19)
3FGs	1 vs. JMU (11/10/19)
FTs	2 vs. JMU (11/10/19)
Rebounds	13 vs. JMU (11/10/19)
Assists	1 at Syracuse (11/6/19)
Turnovers	2 at Syracuse (11/6/19)
Blocks	2, 2x - last vs. JMU (11/10/19)
Steals	1, 2x - last vs. JMU (11/10/19)
Minutes	34 at Syracuse (11/6/19)

CAREER STATISTICS

Year	G-GS	Min-Avg.	FG-FGA	Pct.	3FG-3FGA	Pct.	FT-FTA	Pct.	Off-Def.	Reb-Avg.	PF-DQ	Ast	TO	Blk	Stl	Pts-Avg
2016-17	32-1	449-14.0	50-92	.543	3-11	.273	18-33	.545	28-54	82-2.6	75-2	6	13	39	8	121-3.8
2017-18	34-0	532-15.6	75-130	.577	0-0	.000	32-41	.780	31-70	101-3.0	74-1	5	26	16	15	182-5.4
2018-19	38-22	829-21.8	121-220	.550	5-17	.294	35-50	.700	56-112	168-4.4	81-0	12	34	63	17	282-7.4
2019-20	2-2	64-32.0	14-26	.538	1-3	.333	2-4	.500	7-12	19-9.5	2-0	1	2	4	2	31-15.5
TOTAL	106-25	1874-17.7	260-468	.556	9-31	.290	87-128	.680	122-248	370-3.5	232-3	24	75	122	42	616-5.8

CAREER ACC STATISTICS

Year	G-GS	Min-Avg.	FG-FGA	Pct.	3FG-3FGA	Pct.	FT-FTA	Pct.	Off-Def.	Reb-Avg.	PF-DQ	Ast	TO	Blk	Stl	Pts-Avg
2016-17	18-0	242-13.4	19-34	.559	0-4	.000	12-21	.571	12-27	39-2.2	42-1	5	8	18	5	50-2.8
2017-18	18-0	231-12.8	30-54	.556	0-0	.000	17-21	.810	7-32	39-2.2	34-0	4	13	8	8	77-4.3
2018-19	18-11	405-22.5	58-111	.523	2-6	.333	18-26	.692	31-51	82-4.6	39-0	5	17	37	6	136-7.6
2019-20	1-1	35-35.0	6-10	.600	0-0	.000	0-0	.000	4-2	6-6.0	1-0	1	2	2	1	12-12.0
TOTAL	55-12	913-16.6	113-209	.541	2-10	.200	47-68	.691	54-112	166-3.0	116-1	15	40	65	20	275-5.0



30 JAY HUFF

Forward • 7-1 • 243
Redshirt Junior
Durham, N.C. • Voyager Academy

2019-20 HIGHLIGHTS

- Recorded first career double-double with 11 points and career-high 12 rebounds at Syracuse (11/6/19)
- Scored 11 points with seven rebounds, two blocks and two steals vs. JMU (11/10/19)

2019-20 GAME-BY-GAME

Opponent	GP-GS	FG	3FG	FT	O-D	Reb	A	TO	Blk	Stl	PF	Min	Pts
Syracuse	1-0	5-6	0-0	1-2	2-10	12	1	2	0	0	1	29	11
JMU	2-0	5-6	0-0	1-4	3-4	7	2	1	2	2	1	27	11

CAREER HIGHS

Points	16 vs. Austin Peay (11/13/17)
FGs	7 vs. Austin Peay (11/13/17)
3FGs	3 vs. Louisville (3/9/19)
FTs	6 vs. Marshall (12/31/18)
Rebounds	12 at Syracuse (11/6/19)
Assists	2, 3x - last vs. JMU (11/10/19)
Turnovers	2, 3x - last at Syracuse (11/6/19)
Blocks	5 vs. Austin Peay (11/13/17)
Steals	3 vs. Pittsburgh (3/2/19)
Minutes	29 at Syracuse (11/6/19)

SEASON HIGHS

Points	11, 2x - last vs. JMU (11/10/19)
FGs	5, 2x - last vs. JMU (11/10/19)
3FGs	-
FTs	1, 2x - last vs. JMU (11/10/19)
Rebounds	12 at Syracuse (11/6/19)
Assists	2 vs. JMU (11/10/19)
Turnovers	2 at Syracuse (11/6/19)
Blocks	2 vs. JMU (11/10/19)
Steals	2 vs. JMU (11/10/19)
Minutes	29 at Syracuse (11/6/19)

CAREER STATISTICS

Year	G-GS	Min-Avg.	FG-FGA	Pct.	3FG-3FGA	Pct.	FT-FTA	Pct.	Off-Def.	Reb-Avg.	PF-DQ	Ast	TO	Blk	Stl	Pts-Avg
2017-18	12-0	106-8.8	17-25	.680	2-7	.286	5-8	.625	6-17	23-1.92	14-1	4	4	14	1	41-3.4
2018-19	34-0	318-9.4	58-96	.604	14-31	.452	20-30	.667	19-54	73-2.1	50-0	8	17	25	8	150-4.4
2019-20	2-0	56-28.0	10-12	.833	0-0	.000	2-6	.333	5-14	19-9.5	2-0	3	3	2	2	22-11.0
TOTAL	48-0	480-10.0	85-133	.639	16-38	.421	27-44	.614	30-85	115-2.4	66-1	15	24	41	11	213-4.4

CAREER ACC STATISTICS

Year	G-GS	Min-Avg.	FG-FGA	Pct.	3FG-3FGA	Pct.	FT-FTA	Pct.	Off-Def.	Reb-Avg.	PF-DQ	Ast	TO	Blk	Stl	Pts-Avg
2017-18	4-0	13-3.3	1-2	.500	0-0	.000	2-3	.667	1-1	2-0.5	3-0	1	0	3	0	4-1.0
2018-19	18-0	199-11.1	39-61	.639	9-17	.529	10-15	.667	9-37	46-2.6	31-0	5	11	16	6	97-5.4
2019-20	1-0	29-29.0	5-6	.833	0-0	.000	1-2	.500	2-10	12-12.0	1-0	1	2	0	0	11-11.0
TOTAL	23-0	242-10.5	45-69	.652	9-17	.529	11-20	.550	12-48	60-2.6	35-0	7	13	19	6	112-4.9



53 TOMAS WOLDETENSAE

Guard • 6-5 • 196

Junior

Bologna, Italy • Indian Hills Community College

2019-20 HIGHLIGHTS

• Made UVA debut at Syracuse (11/6/19)

2019-20 GAME-BY-GAME

Opponent	GP-GS	FG	3FG	FT	O-D	Reb	A	TO	Blk	Stl	PF	Min	Pts
Syracuse	1-1	0-4	0-3	0-0	0-0	0	0	2	0	0	1	13	0
JMU	DNP												

CAREER HIGHS

Points	-
FGs	-
3FGs	-
FTs	-
Rebounds	-
Assists	-
Turnovers	2 at Syracuse (11/6/19)
Blocks	-
Steals	-
Minutes	13 at Syracuse (11/6/19)

SEASON HIGHS

Points	-
FGs	-
3FGs	-
FTs	-
Rebounds	-
Assists	-
Turnovers	2 at Syracuse (11/6/19)
Blocks	-
Steals	-
Minutes	13 at Syracuse (11/6/19)

CAREER STATISTICS

Year	G-GS	Min-Avg.	FG-FGA	Pct.	3FG-3FGA	Pct.	FT-FTA	Pct.	Off-Def.	Reb-Avg.	PF-DQ	Ast	TO	Blk	Stl	Pts-Avg
2019-20	1-1	13-13.0	0-4	.000	0-3	.000	0-0	.000	0-0	0-0.0	0-0	0	2	0	0	0-0.0
TOTAL	1-1	13-13.0	0-4	.000	0-3	.000	0-0	.000	0-0	0-0.0	0-0	0	2	0	0	0-0.0

CAREER ACC STATISTICS

Year	G-GS	Min-Avg.	FG-FGA	Pct.	3FG-3FGA	Pct.	FT-FTA	Pct.	Off-Def.	Reb-Avg.	PF-DQ	Ast	TO	Blk	Stl	Pts-Avg
2019-20	1-1	13-13.0	0-4	.000	0-3	.000	0-0	.000	0-0	0-0.0	0-0	0	2	0	0	0-0.0
TOTAL	1-1	13-13.0	0-4	.000	0-3	.000	0-0	.000	0-0	0-0.0	0-0	0	2	0	0	0-0.0



5 JAYDEN NIXON

Guard • 6-3 • 192

Sophomore

Charlottesville, Va. • Choate Rosemary Hall (Conn.)

2019-20 HIGHLIGHTS

• Scored two points vs. JMU (11/10/19)

2019-20 GAME-BY-GAME

Opponent	GP-GS	FG	3FG	FT	O-D	Reb	A	TO	Blk	Stl	PF	Min	Pts
Syracuse	DNP												
JMU	1-0	1-2	0-1	0-0	1-0	1	0	0	0	0	1	4	2

CAREER HIGH

Points	2, 3x - last at Syracuse (3/4/19)
FGs	1, 3x - last at Syracuse (3/4/19)
3FGs	N/A
FTs	1, 2x - last vs. Morgan State (12/3/18)
Rebounds	3, 2x - last vs. William and Mary (12/22/18)
Assists	1 vs. Pittsburgh (3/2/19)
Turnovers	2 vs. Marshall (1/31/18)
Blocks	1, 2x - last at Syracuse (3/4/19)
Steals	1, 2x - last vs. Pittsburgh (3/2/19)
Minutes	7 vs. Coppin State (11/16/18)

SEASON HIGHS

Points	2 vs. JMU (11/10/19)
FGs	1 vs. JMU (11/10/19)
3FGs	-
FTs	-
Rebounds	1 vs. JMU (11/10/19)
Assists	-
Turnovers	-
Blocks	-
Steals	-
Minutes	4 vs. JMU (11/10/19)



12 CHASE COLEMAN

Guard • 5-9 • 154

Freshman

Norfolk, Va. • Maury

2019-20 HIGHLIGHTS

• Made collegiate debut vs. JMU (11/10/19)

2019-20 GAME-BY-GAME

Opponent	GP-GS	FG	3FG	FT	O-D	Reb	A	TO	Blk	Stl	PF	Min	Pts
Syracuse	DNP												
JMU	1-0	0-3	0-1	0-0	0-0	0	0	0	0	0	0	7	0

CAREER HIGHS/SEASON HIGHS

Points	-
FGs	-
3FGs	-
FTs	-
Rebounds	-
Assists	-
Turnovers	-
Blocks	-
Steals	-
Minutes	7 vs. JMU (11/10/19)



21 KADIN SHEDRICK

Forward • 6-11 • 214
Freshman
Raleigh, N.C. • Holly Springs

2019-20 HIGHLIGHTS

2019-20 GAME-BY-GAME

Opponent	GP-GS	FG	3FG	FT	O-D	Reb	A	TO	Blk	Stl	PF	Min	Pts
Syracuse	DNP												
JMU	DNP												

CAREER/SEASON HIGHS

Points	-
FGs	-
3FGs	-
FTs	-
Rebounds	-
Assists	-
Turnovers	-
Blocks	-
Steals	-
Minutes	-



24 AUSTIN KATSTRA

Forward • 6-6 • 227
Junior
Charlottesville, Va. • Albemarle

2019-20 HIGHLIGHTS

• Had career-high five rebounds vs. JMU (11/10/19)

2019-20 GAME-BY-GAME

Opponent	GP-GS	FG	3FG	FT	O-D	Reb	A	TO	Blk	Stl	PF	Min	Pts
Syracuse	DNP												
JMU	1-0	0-2	0-0	0-0	0-5	5	0	0	0	0	0	3	0

CAREER

Points	3 vs. UNCG (11/10/17)
FGs	1, 4x last vs. Clemson (1/23/18)
3FGs	1 vs. Austin Peay (11/13/17)
FTs	1 vs. Hampton (12/22/17)
Rebounds	5 vs. JMU (11/10/19)
Assists	--
Turnovers	1 vs. Savannah State (12/19/17)
Blocks	-
Steals	1 vs. Austin Peay (11/13/17)
Minutes	4, 2x last vs. Savannah State (12/19/17)

SEASON HIGHS

Points	3 vs. UNCG (11/10/17)
FGs	1, 4x last vs. Clemson (1/23/18)
3FGs	1 vs. Austin Peay (11/13/17)
FTs	1 vs. Hampton (12/22/17)
Rebounds	5 vs. JMU (11/10/19)
Assists	--
Turnovers	1 vs. Savannah State (12/19/17)
Blocks	-
Steals	1 vs. Austin Peay (11/13/17)
Minutes	4, 2x last vs. Savannah State (12/19/17)



2019-20 Virginia Basketball
Virginia Combined Team Statistics (as of Nov 10, 2019)
All games



RECORD:	OVERALL	HOME	AWAY	NEUTRAL
ALL GAMES	2-0	1-0	1-0	0-0
CONFERENCE	1-0	0-0	1-0	0-0
NON-CONFERENCE	1-0	1-0	0-0	0-0

##	Player	gp-gs	min	avg	Total		3-Point		F-Throw		Rebounds				pf	dq	a	to	blk	stl	pts	avg
					fg-fga	fg%	3fg-fga	3fg%	ft-fta	ft%	off	def	tot	avg								
25	Mamadi Diakite	2-2	64	32.0	14-26	.538	1-3	.333	2-4	.500	7	12	19	9.5	2	0	1	2	4	2	31	15.5
30	Jay Huff	2-0	56	28.0	10-12	.833	0-0	.000	2-6	.333	5	14	19	9.5	2	0	3	3	2	2	22	11.0
02	Braxton Key	2-2	62	31.0	8-18	.444	2-8	.250	3-4	.750	4	16	20	10.0	2	0	4	3	0	3	21	10.5
00	Kiheï Clark	2-2	68	34.0	5-16	.313	3-13	.231	2-2	1.000	1	13	14	7.0	0	0	13	6	0	3	15	7.5
23	Kody Stattmann	2-1	52	26.0	4-13	.308	1-9	.111	4-4	1.000	2	3	5	2.5	2	0	2	3	2	2	13	6.5
04	Justin McKoy	2-0	15	7.5	2-4	.500	0-0	.000	0-0	.000	0	2	2	1.0	2	0	0	2	0	0	4	2.0
05	Jayden Nixon	1-0	4	4.0	1-2	.500	0-1	.000	0-0	.000	1	0	1	1.0	1	0	0	0	0	0	2	2.0
11	Grant Kersey	1-0	2	2.0	1-1	1.000	0-0	.000	0-0	.000	1	0	1	1.0	0	0	0	0	0	0	2	2.0
13	Casey Morsell	2-2	52	26.0	1-15	.067	1-11	.091	0-0	.000	1	4	5	2.5	5	0	2	4	2	0	3	1.5
12	Chase Coleman	1-0	7	7.0	0-3	.000	0-1	.000	0-0	.000	0	0	0	0.0	0	0	0	0	0	0	0	0.0
01	Matt Palumbo	1-0	2	2.0	0-1	.000	0-1	.000	0-0	.000	0	0	0	0.0	0	0	0	0	0	0	0	0.0
24	Austin Katstra	1-0	3	3.0	0-2	.000	0-0	.000	0-0	.000	0	5	5	5.0	0	0	0	0	0	0	0	0.0
53	Tomas Woldetensae	1-1	13	13.0	0-4	.000	0-3	.000	0-0	.000	0	0	0	0.0	1	0	0	2	0	0	0	0.0
Team											3	3	6				1					
Total.....		2	400		46-117	.393	8-50	.160	13-20	.650	25	72	97	48.5	17	0	25	26	10	12	113	56.5
Opponents.....		2	400		25-108	.231	13-60	.217	5-13	.385	15	49	64	32.0	23	-	13	28	4	8	68	34.0

TEAM STATISTICS	VA	OPP
SCORING	113	68
Points per game	56.5	34.0
Scoring margin	+22.5	-
FIELD GOALS-ATT	46-117	25-108
Field goal pct	.393	.231
3 POINT FG-ATT	8-50	13-60
3-point FG pct	.160	.217
3-pt FG made per game	4.0	6.5
FREE THROWS-ATT	13-20	5-13
Free throw pct	.650	.385
F-Throws made per game	6.5	2.5
REBOUNDS	97	64
Rebounds per game	48.5	32.0
Rebounding margin	+16.5	-
ASSISTS	25	13
Assists per game	12.5	6.5
TURNOVERS	26	28
Turnovers per game	13.0	14.0
Turnover margin	+1.0	-
Assist/turnover ratio	1.0	0.5
STEALS	12	8
Steals per game	6.0	4.0
BLOCKS	10	4
Blocks per game	5.0	2.0
ATTENDANCE	13524	22518
Home games-Avg/Game	1-13524	1-22518
Neutral site-Avg/Game	-	0-0

Date	Opponent	Score	Att.
* 11/06/19	at Syracuse	w 48-34	22518
11/10/19	JAMES MADISON	w 65-34	13524

* - Conference game

Score by Periods	1st	2nd	Totals
Virginia	56	57	113
Opponents	42	26	68



2019-20 Virginia Basketball
Virginia Combined Team Statistics (as of Nov 10, 2019)
Conference games



RECORD:	OVERALL	HOME	AWAY	NEUTRAL
ALL GAMES	1-0	0-0	1-0	0-0
CONFERENCE	1-0	0-0	1-0	0-0
NON-CONFERENCE	0-0	0-0	0-0	0-0

##	Player	gp-gs	min	avg	Total		3-Point		F-Throw		Rebounds				pf	dq	a	to	blk	stl	pts	avg
					fg-fga	fg%	3fg-fga	3fg%	ft-fa	ft%	off	def	tot	avg								
25	Mamadi Diakite	1-1	35	35.0	6-10	.600	0-0	.000	0-0	.000	4	2	6	6.0	1	0	1	2	2	1	12	12.0
30	Jay Huff	1-0	29	29.0	5-6	.833	0-0	.000	1-2	.500	2	10	12	12.0	1	0	1	2	0	0	11	11.0
00	Kiheï Clark	1-1	40	40.0	3-9	.333	2-8	.250	2-2	1.000	0	11	11	11.0	0	0	7	3	0	1	10	10.0
02	Braxton Key	1-1	33	33.0	3-10	.300	0-5	.000	1-2	.500	1	9	10	10.0	2	0	2	2	0	2	7	7.0
23	Kody Stattmann	1-0	21	21.0	2-4	.500	1-3	.333	0-0	.000	1	2	3	3.0	0	0	2	1	1	0	5	5.0
13	Casey Morsell	1-1	26	26.0	1-6	.167	1-6	.167	0-0	.000	1	1	2	2.0	2	0	1	2	1	0	3	3.0
04	Justin McKoy	1-0	3	3.0	0-0	.000	0-0	.000	0-0	.000	0	0	0	0.0	0	0	0	1	0	0	0	0.0
53	Tomas Woldetensae	1-1	13	13.0	0-4	.000	0-3	.000	0-0	.000	0	0	0	0.0	1	0	0	2	0	0	0	0.0
Team											1	2	3					1				
Total.....		1	200		20-49	.408	4-25	.160	4-6	.667	10	37	47	47.0	7	0	14	16	4	4	48	48.0
Opponents.....		1	200		13-55	.236	5-29	.172	3-7	.429	8	20	28	28.0	12	-	7	9	3	5	34	34.0

TEAM STATISTICS	VA	OPP	Date	Opponent	Score	Att.
SCORING	48	34	* 11/06/19	at Syracuse	w 48-34	22518
Points per game	48.0	34.0				
Scoring margin	+14.0	-				
FIELD GOALS-ATT	20-49	13-55				
Field goal pct	.408	.236				
3 POINT FG-ATT	4-25	5-29				
3-point FG pct	.160	.172				
3-pt FG made per game	4.0	5.0				
FREE THROWS-ATT	4-6	3-7				
Free throw pct	.667	.429				
F-Throws made per game	4.0	3.0				
REBOUNDS	47	28				
Rebounds per game	47.0	28.0				
Rebounding margin	+19.0	-				
ASSISTS	14	7				
Assists per game	14.0	7.0				
TURNOVERS	16	9				
Turnovers per game	16.0	9.0				
Turnover margin	-7.0	-				
Assist/turnover ratio	0.9	0.8				
STEALS	4	5				
Steals per game	4.0	5.0				
BLOCKS	4	3				
Blocks per game	4.0	3.0				
ATTENDANCE	0	22518				
Home games-Avg/Game	0-0	1-22518				
Neutral site-Avg/Game	-	0-0				

Score by Periods	1st	2nd	Totals
Virginia	25	23	48
Opponents	19	15	34



2019-20 Virginia Basketball
Virginia Team Game-by-Game Comparison (as of Nov 10, 2019)
All games



Opponent	1st	2nd	Score	Mar	Total FG	FG Pct	3-Pointers	3FG Pct	Free Throws	FT Pct	Rebounds	Assist	T/Over	Block	Steal	Fouls	
Syracuse	25/19	23/15	48-34	+14	20-49/13-55	.408/.236	4-25/5-29	.160/.172	4-6/3-7	.667/.429	47/28	+19	14/7	16/9	4/3	4/5	7/12
JAMES MADISON	31/23	34/11	65-34	+31	26-68/12-53	.382/.226	4-25/8-31	.160/.258	9-14/2-6	.643/.333	50/36	+14	11/6	10/19	6/1	8/3	10/11

Note: Game totals are displayed in the format TEAM/OPPONENT for each category



2019-20 Virginia Basketball
Virginia Game-by-Game Highs (as of Nov 10, 2019)
All games



Opponent	Date	Score	Points	Rebounds	Assists	Steals	Blocked shots
at Syracuse	11/06/19	48-34	12-Mamadi Diakite	12-Jay Huff	7-Kihei Clark	2-Braxton Key	2-Mamadi Diakite
JAMES MADISON	11/10/19	65-34	19-Mamadi Diakite	13-Mamadi Diakite	6-Kihei Clark	2-Jay Huff Kihei Clark Kody Stattmann	2-Mamadi Diakite Jay Huff



2019-20 Virginia Basketball
 Virginia Points-Rebounds-Assists (as of Nov 10, 2019)
 All games



Opponent	Date	Score		00	01	02	04	05	11	12	13	23	24	25	30
				CLARK,KIHE	PALUMBO,M	KEY,BRAXT	MCKOY,JUS	NIXON,JAYD	KERSEY,GR	COLEMAN,C	MORSELL,C	STATTMANN,	KATSTRA,AU	DIAKITE,MA	HUFF,JAY
at SU	11/06/19	48-34	w	10-11-7	DNP	7-10-2	0-0-0	DNP	DNP	DNP	3-2-1	5-3-2	DNP	12-6-1	11-12-1
JMU	11/10/19	65-34	w	5-3-6	0-0-0	14-10-2	4-2-0	2-1-0	2-1-0	0-0-0	0-3-1	8-2-0	0-5-0	19-13-0	11-7-2

Opponent	Date	Score		53
				WOLDETENS
at SU	11/06/19	48-34	w	0-0-0
JMU	11/10/19	65-34	w	DNP



Individual Career History



Kiheil Clark

Season	gp-gs	min/avg	Total		3-Point		F-Throws		Rebounds				Scoring							
			fg-fga	pct	fg-fga	pct	ft-fta	pct	off	def	tot	avg	pf	fo	ast	to	blk	stl	pts	avg
2018-19	38-20	1018/26.8	55-157	.350	29-85	.341	33-40	.825	16	73	89	2.3	52	0	97	39	0	28	172	4.5
2019-20	2-2	68/34.0	5-16	.313	3-13	.231	2-2	1.000	1	13	14	7.0	0	0	13	6	0	3	15	7.5
TOTAL	40-22	1086/27.2	60-173	.347	32-98	.327	35-42	.833	17	86	103	2.6	52	0	110	45	0	31	187	4.7

Chase Coleman

Season	gp-gs	min/avg	Total		3-Point		F-Throws		Rebounds				Scoring							
			fg-fga	pct	fg-fga	pct	ft-fta	pct	off	def	tot	avg	pf	fo	ast	to	blk	stl	pts	avg
2019-20	1-0	7/7.0	0-3	.000	0-1	.000	0-0	.000	0	0	0	0.0	0	0	0	0	0	0	0	0.0
TOTAL	1-0	7/7.0	0-3	.000	0-1	.000	0-0	.000	0	0	0	0.0	0	0	0	0	0	0	0	0.0

Mamadi Diakite

Season	gp-gs	min/avg	Total		3-Point		F-Throws		Rebounds				Scoring							
			fg-fga	pct	fg-fga	pct	ft-fta	pct	off	def	tot	avg	pf	fo	ast	to	blk	stl	pts	avg
2016-17	32-1	449/14.0	50-92	.543	3-11	.273	18-33	.545	28	54	82	2.6	75	2	6	13	39	8	121	3.8
2017-18	34-0	532/15.6	75-130	.577	0-0	.000	32-41	.780	31	70	101	3.0	74	1	5	26	16	15	182	5.4
2018-19	38-22	829/21.8	121-220	.550	5-17	.294	35-50	.700	56	112	168	4.4	81	0	12	34	63	17	282	7.4
2019-20	2-2	64/32.0	14-26	.538	1-3	.333	2-4	.500	7	12	19	9.5	2	0	1	2	4	2	31	15.5
TOTAL	106-25	1874/17.7	260-468	.556	9-31	.290	87-128	.680	122	248	370	3.5	232	3	24	75	122	42	616	5.8

Jay Huff

Season	gp-gs	min/avg	Total		3-Point		F-Throws		Rebounds				Scoring							
			fg-fga	pct	fg-fga	pct	ft-fta	pct	off	def	tot	avg	pf	fo	ast	to	blk	stl	pts	avg
2017-18	12-0	106/8.8	17-25	.680	2-7	.286	5-8	.625	6	17	23	1.9	14	1	4	4	14	1	41	3.4
2018-19	34-0	318/9.4	58-96	.604	14-31	.452	20-30	.667	19	54	73	2.1	50	0	8	17	25	8	150	4.4
2019-20	2-0	56/28.0	10-12	.833	0-0	.000	2-6	.333	5	14	19	9.5	2	0	3	3	2	2	22	11.0
TOTAL	48-0	480/10.0	85-133	.639	16-38	.421	27-44	.614	30	85	115	2.4	66	1	15	24	41	11	213	4.4

Austin Katstra

Season	gp-gs	min/avg	Total		3-Point		F-Throws		Rebounds				Scoring							
			fg-fga	pct	fg-fga	pct	ft-fta	pct	off	def	tot	avg	pf	fo	ast	to	blk	stl	pts	avg
2017-18	10-0	19/1.9	4-7	.571	1-4	.250	1-2	.500	0	5	5	0.5	1	0	0	1	0	1	10	1.0
2018-19	11-0	29/2.6	4-10	.400	2-8	.250	0-0	.000	1	5	6	0.5	4	0	3	1	1	0	10	0.9
2019-20	1-0	3/3.0	0-2	.000	0-0	.000	0-0	.000	0	5	5	5.0	0	0	0	0	0	0	0	0.0
TOTAL	22-0	51/2.3	8-19	.421	3-12	.250	1-2	.500	1	15	16	0.7	5	0	3	2	1	1	20	0.9

Braxton Key

Season	gp-gs	min/avg	Total		3-Point		F-Throws		Rebounds				Scoring							
			fg-fga	pct	fg-fga	pct	ft-fta	pct	off	def	tot	avg	pf	fo	ast	to	blk	stl	pts	avg
2018-19	38-6	753/19.8	74-171	.433	18-59	.305	49-67	.731	50	150	200	5.3	66	0	38	28	21	36	215	5.7
2019-20	2-2	62/31.0	8-18	.444	2-8	.250	3-4	.750	4	16	20	10.0	2	0	4	3	0	3	21	10.5
TOTAL	40-8	815/20.4	82-189	.434	20-67	.299	52-71	.732	54	166	220	5.5	68	0	42	31	21	39	236	5.9

Justin McKoy

Season	gp-gs	min/avg	Total		3-Point		F-Throws		Rebounds				Scoring							
			fg-fga	pct	fg-fga	pct	ft-fta	pct	off	def	tot	avg	pf	fo	ast	to	blk	stl	pts	avg
2019-20	2-0	15/7.5	2-4	.500	0-0	.000	0-0	.000	0	2	2	1.0	2	0	0	2	0	0	4	2.0
TOTAL	2-0	15/7.5	2-4	.500	0-0	.000	0-0	.000	0	2	2	1.0	2	0	0	2	0	0	4	2.0



Individual Career History

Casey Morsell

Season	gp-gs	min/avg	Total		3-Point		F-Throws		Rebounds				pf	fo	ast	to	blk	stl	Scoring	
			fg-fga	pct	fg-fga	pct	ft-fta	pct	off	def	tot	avg							pts	avg
2019-20	2-2	52/26.0	1-15	.067	1-11	.091	0-0	.000	1	4	5	2.5	5	0	2	4	2	0	3	1.5
TOTAL	2-2	52/26.0	1-15	.067	1-11	.091	0-0	.000	1	4	5	2.5	5	0	2	4	2	0	3	1.5

Jayden Nixon

Season	gp-gs	min/avg	Total		3-Point		F-Throws		Rebounds				pf	fo	ast	to	blk	stl	Scoring	
			fg-fga	pct	fg-fga	pct	ft-fta	pct	off	def	tot	avg							pts	avg
2018-19	14-0	43/3.1	3-10	.300	0-3	.000	2-4	.500	3	5	8	0.6	10	0	1	4	2	2	8	0.6
2019-20	1-0	4/4.0	1-2	.500	0-1	.000	0-0	.000	1	0	1	1.0	1	0	0	0	0	0	2	2.0
TOTAL	15-0	47/3.1	4-12	.333	0-4	.000	2-4	.500	4	5	9	0.6	11	0	1	4	2	2	10	0.7

Kadin Shedrick

Kody Stattmann

Season	gp-gs	min/avg	Total		3-Point		F-Throws		Rebounds				pf	fo	ast	to	blk	stl	Scoring	
			fg-fga	pct	fg-fga	pct	ft-fta	pct	off	def	tot	avg							pts	avg
2018-19	18-0	73/4.1	9-21	.429	4-15	.267	8-9	.889	2	9	11	0.6	8	0	2	5	0	1	30	1.7
2019-20	2-1	52/26.0	4-13	.308	1-9	.111	4-4	1.000	2	3	5	2.5	2	0	2	3	2	2	13	6.5
TOTAL	20-1	125/6.3	13-34	.382	5-24	.208	12-13	.923	4	12	16	0.8	10	0	4	8	2	3	43	2.2

Tomas Woldetensae

Season	gp-gs	min/avg	Total		3-Point		F-Throws		Rebounds				pf	fo	ast	to	blk	stl	Scoring	
			fg-fga	pct	fg-fga	pct	ft-fta	pct	off	def	tot	avg							pts	avg
2019-20	1-1	13/13.0	0-4	.000	0-3	.000	0-0	.000	0	0	0	0.0	1	0	0	2	0	0	0	0.0
TOTAL	1-1	13/13.0	0-4	.000	0-3	.000	0-0	.000	0	0	0	0.0	1	0	0	2	0	0	0	0.0