

2018 VIRGINIA BASEBALL ROSTER

No.	Name	Pos.	B/T	Ht.	Wt.	Cl.	Hometown/Previous School
2	Drew Blakely	C	R/R	6-2	190	So.	Galesburg, Mich./Gull Lake
3	Jack Weiller	INF	L/R	6-0	185	Jr.	Waccabuc, N.Y./John Jay-Cross River
4	Andrew Papantonis	INF/OF	R/R	6-2	190	Fr.	Glen Gardner, N.J./Delbarton
5	Caleb Knight	C	R/R	5-11	220	Sr.	Checotah, Okla./Connors State
6	Christian Hlinka	OF	L/R	6-2	160	Fr.	Frenchtown, N.J./Delaware Valley Regional
7	Devin Ortiz	INF/RHPR/R	6-2	175	Fr.	Nutley, N.J./St. Joseph Regional	
8	Brendan Rivoli	C	L/R	6-0	195	Fr.	Douglassville, Pa./Daniel Boone
9	Daniel Lynch	LHP	L/L	6-4	195	Jr.	Henrico, Va./Douglas Freeman
10	Tanner Morris	INF	L/R	6-2	190	Fr.	Crozet, Va./The Miller School
11	Bennett Sousa	LHP	L/L	6-3	210	Sr.	North Palm Beach, Fla./The Benjamin School
12	Charlie Cody	OF/INF	R/R	6-1	190	Sr.	Chesapeake, Va./Great Bridge
13	Alex Tappen	INF/OF	R/R	6-2	190	Fr.	Lower Gwynedd, Pa./Wissahickon
14	Derek Casey	RHP	R/R	6-1	195	Sr.	Mechanicsville, Va./Hanover
15	Riley Wilson	LHP	L/L	6-0	180	Sr.	Midlothian, Va./Cosby
16	Andrew Abbott	LHP	L/L	6-0	175	Fr.	Halifax, Va./Halifax County
18	Justin Novak	INF/C	R/R	5-9	165	Sr.	Tokyo, Japan/American School in Japan
19	Andy Weber	INF	L/R	6-1	190	Jr.	Aurora, Ohio/Aurora
20	Cameron Simmons	OF	R/R	6-3	195	Jr.	Royersford, Pa./Spring-Ford
21	Bobby Nicholson	RHP	R/R	6-3	215	So.	Charlottesville, Va./St. Anne's Belfield
22	Cayman Richardson	INF	R/R	6-2	175	So.	Mechanicsville, Va./Hanover
23	Grant Donahue	RHP	R/R	6-1	205	Jr.	Berlin, Md./Decatur
25	Griff McGarry	RHP	R/R	6-2	175	Fr.	Portola Valley, Calif./Menlo
27	Chesdin Harrington	RHP	R/R	6-2	190	Jr.	Montpelier, Va./Patrick Henry
28	Noah Murdock	RHP	R/R	6-8	170	So.	Colonial Heights, Va./Colonial Heights
29	Blake Rohm	RHP	R/R	6-5	190	Fr.	Superior, Colo./Broomfield
30	Jalen Harrison	OF	R/R	6-3	210	So.	Palmyra, Va./St. Anne's Belfield
31	Jake McCarthy	OF	L/L	6-2	200	Jr.	Scranton, Pa./Scranton
32	Nate Eikhoff	INF	L/R	5-11	190	Jr.	Bristow, Va./Patriot
34	Evan Sperling	RHP	R/R	6-6	215	Jr.	Poquoson, Va./Grafton
38	Kyle Whitten	RHP	R/R	6-3	190	Fr.	Manassas, Va./Osborn Park
40	Jack Gerstenmaier	INF	R/R	6-1	200	Sr.	Richmond, Va./Douglas Freeman
45	Will Allocca	C/INF	R/R	6-0	200	So.	Richmond, Va./Collegiate
47	Mack Meyer	RHP	R/R	6-0	200	Gr.	San Francisco, Calif./San Francisco/IMG Academy
55	Cameron Comer	C/INF	L/R	6-0	180	Jr.	Powell, Ohio/Olentangy Liberty

Head Coach:

Associate Head Coach:

Assistant Coaches:

Student Assistant Coach:

Asst. AD for Baseball Administration:

Baseball Operations Assistant:

Coordinator of Video & Scouting:

Athletic Trainer:

Strength & Conditioning:

Managers:

26 Brian O'Connor (Creighton '93), 15th season
 44 Kevin McMullan (Indiana-Pa. '90), 15th season
 36 Karl Kuhn (Florida '92), 15th season
 1 Matt Kirby (William & Mary '03), seventh season
 17 Branden Cogswell (Virginia '18), first season
 Justin Armistead (Virginia '08), third season
 Joe Bialkoski (North Florida '17), first season
 Mike Roberts (VMI '12), fourth season
 Brian McGuire (Slippery Rock '93), 15th season
 Ed Nordenschild (UT-Arlington '93)
 Evan Duhon, Cameron Brummitt

ALPHABETICAL

No.	Name	Pos.
16	Abbott, Andrew	LHP
45	Allocca, Will	C/INF
2	Blakely, Drew	C
14	Casey, Derek	RHP
12	Cody, Charlie	OF/INF
55	Comer, Cameron	C/INF
23	Donahue, Grant	RHP
32	Eikhoff, Nate	INF
40	Gerstenmaier, Jack	INF
27	Harrington, Chesdin	RHP
30	Harrison, Jalen	OF
6	Hlinka, Christian	OF
5	Knight, Caleb	C
9	Lynch, Daniel	LHP
31	McCarthy, Jake	OF
25	McGarry, Griff	RHP
47	Meyer, Mack	RHP
10	Morris, Tanner	INF
28	Murdock, Noah	RHP
21	Nicholson, Bobby	RHP
18	Novak, Justin	INF/C
7	Ortiz, Devin	INF/RHP
4	Papantonis, Andrew	INF
22	Richardson, Cayman	INF
8	Rivoli, Brendan	C
29	Rohm, Blake	RHP
20	Simmons, Cameron	OF
11	Sousa, Bennett	LHP
34	Sperling, Evan	RHP
13	Tappen, Alex	INF
19	Weber, Andy	INF
3	Weiller, Jack	INF
38	Whitten, Kyle	RHP
15	Wilson, Riley	LHP

PRONUNCIATIONS

Allocca..... uh-LOCK-uh
 Comer..... COE-mer
 Eikhoff..... IKE-hoff
 Hlinka..... Ha-Linka
 Gerstenmaier..... Ger-sten-myer
 Kuhn..... Kyoon
 Papantonis..... Pap-an-toe-nis
 Rohm..... ROME
 Sousa..... SOO-suh
 Weber..... Webber
 Weiller..... WHY-ler

**BREAKDOWN BY STATE/
PROVINCE/COUNTRY**

California	2
Colorado	1
Florida	1
Oklahoma	1
Japan	1
Michigan	1
Maryland	1
New York	1
New Jersey	3
Ohio	2
Pennsylvania	4
Virginia	16

BREAKDOWN BY CLASS

True Freshman	10
Sophomore	6
Junior	10
Senior	7
Graduate	1

QUICK FACTS

THE UNIVERSITY OF VIRGINIA

NameThe University of Virginia
 Foundedby Thomas Jefferson in 1819
 NicknamesCavaliers, Wahoons, 'Hoos
 LocationCharlottesville, Va.
 Enrollment21,800
 PresidentTeresa A. Sullivan
 Athletics DirectorCarla Williams
 ConferenceAtlantic Coast
 ColorsOrange and Blue

STADIUM INFORMATION

Facility (Capacity)Davenport Field
 at Disharoon Park (5,500)
 Dimensions332-370-404-370-332
 SurfaceNatural Grass
 First Year of Operation2002
 Largest Attendance Figure5,074
 vs. North Carolina (April 14, 2012)
 UVA's Overall Record in Facility445-128 (.777)
 First GameFeb. 16, 2002 vs. Bucknell
 Hosted Regionals9 (2004, '06, '07, '10-'14, '16)
 Hosted Super Regionals5 (2010, '11, '13, '14, '15)

COACHING STAFF

Head CoachBrian O'Connor (Creighton, '93)
 15th season
 Career/School Record652-249-2, 265-151-1 ACC
 Associate Head CoachKevin McMullan (Indiana-Pa., '90)
 Assistant CoachKarl Kuhn (Florida, '92)
 Assistant CoachMatt Kirby (William and Mary, '03)
 Student AssistantBrendan Cogswell

TEAM INFORMATION

2017 Record43-16
 ACC Record/Finish18-12/2nd, Coastal Division
 ACC Tournament1-1
 NCAA TournamentNCAA TCU Regional (1-2)
 Position Starters Returning/Lost12/4
 Pitchers Returning/Lost9/9
 Letterwinners Returning/Lost22/12
 Newcomers11 (10 freshmen, 1 transfer)

ATHLETICS MEDIA RELATIONS

Assistant AD for Media RelationsJim Daves
Asst. Director/Baseball Contact..... Scott Fitzgerald
 Office(434) 982-5131
 Cell(434) 906-0075
 Emails.fitzgerald@virginia.edu
 UVA Media Relations Phone(434) 982-5500
 Davenport Field Press Box(434) 244-4071
 Official UVA Athletics WebsiteVirginiaSports.com

2018 ACC COACHES PRESEASON POLL

(first-place votes in parentheses)

Coastal Division	Atlantic Division
1. Florida State (13) - 95	1. North Carolina (12) - 96
2. Louisville - 78	2. Virginia (2) - 83
3. Clemson - 70	3. Duke - 62
4. NC State - 53	4. Miami - 60
5. Wake Forest (1) - 52	5. Georgia Tech - 46
6. Boston College - 25	6. Virginia Tech - 27
7. Notre Dame - 19	7. Pitt - 18

Overall Champion: Florida State (10)

PLAYER NOTES/TRENDS

- Donahue has made 15 career relief appearances, including three this season. His longest outing came last year, 3.1 shutout innings against Miami on May 13.
- Senior Caleb Knight matched a school-record in Sunday's series finale by getting plunked in his first three at bats. He is one of four Virginia players to record three hit by pitches in a game, the last being World Series Champion Derek Fisher on Feb. 15, 2013.
- Knight has reached base in eight-straight games and 22 of the 23 games this season.
- Starting the last two games at catcher, Knight threw out three runners against Miami including two on Sunday.
- Sophomore Cayman Richardson matched a career-high with three hits on Sunday and also stole his third bag of the year. Richardson started the final two games in center field and recorded a pair of outfield assists that saved two runs in Saturday's game.
- Nate Eikhoff had his team-best, 16-game hit streak come to an end on Saturday, going 0-for-4. He is one of nine players since 2000 to put together hit streaks of 16 games or more.
- Andy Weber, who leads the team in hitting (.340), goes into the midweek ranked ninth in the ACC in hits with 32.

FIRST HIT, FIRST HR

• Andrew Papantonis' first hit of his career was a two-run home run into the left field bleachers at Disharoon Park against Davidson on March 6.

NO-HIT RECAP

- Six pitchers, Bobby Nicholson, Blake Rohm, Grant Donahue, Riley Wilson, Mack Meyer and Bennett Sousa combined to pitch the sixth no-hitter in program history on Feb. 28, 2018.
- Sousa was credited with the win after pitching the final 2.2 innings
- William & Mary scored three runs despite not recording a hit, one on a ground out in the top of the sixth and the game-tying run in the seventh. The Tribe took the lead after benefiting from three 11th inning Virginia errors.
- After scoring 35 runs in its two previous games, the Virginia offense was limited to eight hits and did not record an RBI in the contest.

NO-HIT FACTS

- The no-hitter was the seventh this season in college baseball.
- Four of the six no-hitters in Virginia history have come in the Brian O'Connor era (2004-present).
- The combined no-hitter is the first in Virginia history.
- 11 innings matched the longest no-hitter in NCAA Division I baseball since 2002, the other occurred on Feb. 28, 2015 when Lehigh blanked Iona, 2-0.
- Of the 294 MLB no-hitters, an opponent has never scored more than two runs.

THE DISH

- The University of Virginia department of athletics and the Virginia Athletics Foundation announced on Feb. 20 that a generous commitment was made by an anonymous donor to rename the Virginia baseball stadium Davenport Field at Disharoon Park
- The name change was formally approved by the University of Virginia Board of Visitors on March 2, 2018.
- The stadium's namesake is to honor Leslie B. Disharoon and Ann Merriwether Disharoon, long time supporters of the Virginia baseball program.

UVA WEEK-BY-WEEK IN THE POLLS

	BA	CB	Coaches	D1	NCBWA	PG
PRE	15	16	18	19	18	--
2/19	15	16	18*	17	17	--
2/26	14	26	18*	19	20	--
3/5	14	27	19	17	18	--
3/12	--	--	21	22	22	--
3/19	--	--	24	22	22	--
3/26	--	--	--	--	--	--

HOME RUN TRACKER (9)

HR	Name	Gm	ROB	Outs	Date	Opponent
1.	Eikhoff	1	0	1	2/16	UCF
2.	Knight	2	0	1	2/17	Samford
3.	Weber	6	2	0	2/24	Eastern Ky.
4.	Knight	8	2	2	2/27	VMI
5.	Weber	11	0	1	3/3	Yale-2
6.	Knight	12	0	0	3/4	Yale
7.	Morris	13	1	1	3/6	Davidson
8.	Morris	13	1	1	3/6	Davidson
9.	Eikhoff	20	0	0	3/18	BC

RECORD HOME OPENER

- Unveiling the newly expanded Davenport Field, a crowd of 3,709 turned out on Tuesday (Feb. 20), a new record for a UVA home opener.
- Temperature at game time hit 75 degrees, making it the warmest opener in the stadium's history.
- VIRGINIA BASEBALL TURNS 130**
- Virginia will commence its 130th season of baseball in 2018.
- Going into the season, the program has accumulated 2,297 wins and owns an all-time winning percentage of .570.
- MCCARTHY PRESEASON ACCOLADES**
- Junior Jake McCarthy is a unanimous preseason All-American and garnered first team honors from D1Baseball.com and the NCBWA. He was recognized by Baseball America, *Collegiate Baseball*, and Perfect Game as a second team honoree.
- In addition to All-America honors, Baseball America tabbed McCarthy as the "fastest runner" on its list of players across the country with the best tools.
- McCarthy was listed on the Golden Spikes Award preseason watch list. He is one of eight ACC players on the initial 55-player list. Last year, Virginia's Adam Haseley was a finalist for the award annually bestowed on the nation's top amateur baseball player.

2018 HOOS KEY FIGURES

- Virginia returns 23 letterwinners from a year ago, including three starting pitchers that made 10+ starts in 2017.
- The Cavaliers' projected lineup features five returners (McCarthy, Andy Weber, Caleb Knight, Nate Eikhoff and Justin Novak) that saw action in 40 or more games last season. Novak, Weber and Charlie Cody have each appeared in 80 or more games over the course of their careers. Novak is the team's active leader with 124 career games played.

O'CONNOR TO COACH TEAM USA

- Virginia head coach Brian O'Connor will serve as the pitching coach for U.S. Collegiate National team this summer.
- Current LSU head coach Paul Mainieri will serve as the manager for Team USA this summer.
- O'Connor spent nine seasons working as an assistant on Mainieri's staff at Notre Dame from 1995-2003.
- While working together, the Irish posted an overall record of 399-160-1, won six conference championships and made six trips to the NCAA Tournament.

2018 QUALITY STARTS (10)

Pitcher	Date	Opponent	IP	ER	Result
Sperling	2/18	Rice	6.0	0	W, 3-0
Lynch	2/23	EKU	7.0	3	L, 6-7
Casey	2/24	EKU	7.0	1	W, 12-3
Casey	3/3	Yale	6.0	3	W, 5-4
Lynch	3/10	Duke-1	7.0	0	W, 3-0
Sperling	3/10	Duke-2	6.1	2	L, 2-3 (11)
Nicholson	3/14	JMU	6.0	1	W, 3-2
Lynch	3/16	BC	7.2	0	W, 7-3
Casey	3/23	Miami	7.0	2	L, 2-3 (11)
Lynch	3/24	Miami	7.0	1	L, 0-1

Quality Start = 6 IP, less than 3 earned runs

BIG INNINGS - 5+ RUNS (4)

Date	Opponent	Runs	Inning
2/25	EKU	6	4th
2/27	VMI	5	1st
3/4	Yale	6	7th
3/16	BC	5	7th

COME FROM BEHIND WINS (6)

Date	Opponent	Deficit (Inning)	Final
2/28	W&M	3-2 (11th)	W, 4-3 (11)
3/3	Yale - 1	4-1 (5th)	W, 5-4
3/4	Yale	3-1 (6th)	W, 7-6
3/6	Davidson	1-0 (1st)	W, 12-1
3/14	JMU	2-1 (8th)	W, 3-2
3/18	BC	9-7 (10th)	W, 10-9 (10)

WALK-OFF WINS (4)

Date	Opponent	Score (Inn.)	GW Play
2/28	W&M	4-3 (11)	Novak (ROE)
3/3	Yale - 1	5-4 (9)	Cody RBI 1B
3/14	JMU	3-2 (9)	Morris SF
3/18	BC	10-9 (10)	Cody SF

OPPONENT BIG INNINGS - 5+ RUNS (1)

Date	Opponent	Runs	Inning
2/20	VMI	6	1st

BLOWN LEADS (6)

Date	Opponent	Lead (Inn.)	Final Score
2/23	EKU	6-4 (9)	L, 6-7
2/28	W&M	2-0 (3)	W, 4-3 (11)
3/10	Duke-2	2-0 (5)	L, 2-3 (11)
3/14	JMU	1-0 (5)	W, 3-2
3/18	Boston College	3-0 (3)	W, 10-9 (10)
3/18	Boston College	7-6 (9)	W, 10-9 (10)

• O'Connor's college coach at Creighton, Jim Hendry, will also be on staff as the bench coach. Hendry now works for the New York Yankees as a special assignment scout.

VIRGINIA INJURY UPDATES

- It was announced shortly before the start of the 2018 season that outfielder Cameron Simmons will miss the year due to a left shoulder injury.
- A second team All-ACC selection as a sophomore, Simmons started all but three games for the Cavaliers in 2017. He was second on the team and fourth in the ACC with a .352 batting average. In conference play, he hit .374, tops on the team and the third highest average in the league.
- Junior preseason All-American Jake McCarthy was sidelined after sustaining a left wrist injury on March 6 vs. Davidson. He is expected to miss six weeks and make a full recovery.
- Sophomore Evan Sperling was sidelined prior to the Miami series (March 23-25) with a forearm injury and does not have a timetable for a return. Opponents had been hitting .152 off him in five starts, the

MCMULLAN TABBED AS NATION'S TOP ASSISTANT

- In a survey by Baseball America of more than 100 college coaches nationwide, assistant coach Kevin McMullan was named the country's top assistant coach.
- McMullan has garnered the No. 1 ranking in back-to-back years and was the 2009 Assistant Coach of the Year.
- Brian O'Connor was on the same list when he was an assistant at Notre Dame.

BACK-TO-BACK TOP-10 PICKS

- In the 2017 MLB Draft, Virginia had six players selected, including two in the top-10 of the first round.
- Juniors Pavin Smith (Diamondbacks) and Adam Haseley (Phillies) went back-to-back, after being selected seventh and eighth overall, respectively.
- Smith and Haseley were the first set of position players from the same college to be selected in the top 10 of an MLB Draft since Oklahoma State's Monty Fariss and Robin Ventura in 1988.
- UVA is one of just two college programs to boast a first-round draft pick in each of the last four seasons.

HOOS IN THE WORLD SERIES



- Derek Fisher became the second Cavalier to win a World Series as a member of the Houston Astros. He scored the game-winning run in game five on a walk-off single by Alex Bregman.
- Chris Taylor was named co-MVP of the 2017 NLCS after batting .316 with two home runs, five runs scored and three RBIs.

2015 NATIONAL CHAMPIONS



- Virginia became the first ACC school since Wake Forest in 1955
- Six members, Bennett Sousa, Charlie Cody, Derek Casey, Justin Novak, Jack Gerstenmaier and Riley Wilson, remain from the championship team.

CURRENT HOOS SELECTED IN MLB DRAFTS

Name	Draft Year	Team	Round (Pick)
Andrew Abbott	2017	Yankees	36th (1,082)
Derek Casey	2014	Cardinals	22nd (675)
Jake McCarthy	2015	Pirates	23rd (697)
Griff McGarry	2017	Rangers	31st (944)
Noah Murdock	2017	Nationals	38th (1,144)
Bennett Sousa	2017	Nationals	34th (1,033)


VS


All-Time Record		14-2	
Home.....		13-1	
Away.....		1-1	
Neutral		0-0	
1-Run Games		2-2	
2-Run Games		2-0	
Shutouts		2-0	
Extra Innings		0-0	
Most Runs, Virginia.....		14, 2015	
Most Runs, Longwood		13, 1980	
Margin, Virginia.....		10, 2015	
Margin, Longwood		1, 1980 & 1984	
Longest Win Streak, Virginia.....		10, 1985 present	
Longest Win Streak, Longwood		1, 1980 & 1984	
VS. LONGWOOD (SINCE 2004)			
Home: 9-0		ACC: n/a	
Away: 0-0		ACCT: n/a	
Neutral: 0-0			
3/8/2005	H W 8-0	3/26/2014	H W 8-1
4/20/2005	H W 5-1	4/21/2015	H W 14-4
4/12/2006	H W 6-4	4/13/2016	H W 9-4
3/28/2007	H W 4-3	4/18/2017	H W 13-2
4/8/2008	H W 6-0		


VS


All-Time Record		41-21	
Home.....		25-9	
Away.....		16-11	
Neutral		0-1	
1-Run Games		5-2	
2-Run Games		7-4	
Shutouts		0-1	
Extra Innings		2-1	
Most Runs, Virginia.....		17, 1979, 1982, 2013	
Most Runs, VCU.....		15, 1980, 1982	
Margin, Virginia.....		16, 1982	
Margin, VCU.....		11, 1979	
Longest Win Streak, Virginia.....		16, 2006-15	
Longest Win Streak, VCU.....		5, 2001-03	
VS. VCU (SINCE 2004)			
Home: 12-9		ACC: 10-7	
Away: 12-9		ACCT: 2-2	
Neutral: 2-2			
2/21/2006	H W 7-1	4/25/2012	A W 7-5
4/10/2007	A W 8-1	4/30/2013	A W 11-3
5/1/2007	H W 5-4	5/14/2013	H W 17-3
3/25/2008	H W 5-3	4/22/2014	A W 5-4 (10)
4/21/2009	A W 8-1	5/13/2014	H W 12-3
5/12/2009	H W 4-1	3/31/2015	A W 5-3
4/25/2012	A W 7-5	4/5/2016	A L 5-7
5/4/2010	H W 10-5	4/20/2016	H L 5-11
6/4/2010	H W 15-4	3/29/2017	A W 4-2
5/3/2011	A W 14-3	4/11/2017	H W 9-4

ACC VIDEO REVIEWS (11)

3/9 vs. Duke T3 - Interference call - Duke Challenge (L) - 5:30
3/9 vs. Duke B5 - HR fair/foul - UVA Challenge (L) - 3:30
3/10 vs. Duke T3 - Out/safe 1B - Duke Challenge (W) - 2:00
3/10 vs. Duke T4 - Out/safe HP - UVA Challenge (L) - 3:25
3/10 vs. Duke T7 - Out/safe HP - UVA Challenge (L) 3:00
3/10 vs. Duke (2) B6 Out/safe 2B - UVA Challenge (L) 1:30
3/17 vs. BC - T6 - GR double in LC - BC Challenge (L) -- 4:35
3/18 vs. BC - T1 - Out/safe at 1B - BC Challenge (L) -- 2:22
3/18 vs. BC - T5 - Foul or HBP - BC Challenge (L) -- 4:20
3/18 vs. BC - T6 - Tag play at HP - UVA Challenge (L) -- 1:52
3/18 vs. BC - B9 - Out/Safe at 2B - UVA Challenge (L) -- 2:05

Brian O'Connor: 0-6 on initiated challenges

Opponents: 1-4 on initiated challenges

Total Time: 33:54

Avg. Time per review: 3:06

OUTFIELD ASSISTS (6)

Date	Player	Opponent	Scoring
2/24	Tappen	Eastern Kentucky	4-9-6
3/9	Cody	at Duke	7-4
3/9	Tappen	at Duke	9-6
3/23	Hlinka	at Miami	7-5-6
3/24	Richardson	at Miami	8-6-1-2
3/24	Richardson	at Miami	8-2

HEAD COACH BRIAN O'CONNOR

PERSONAL INFORMATION

Born: April 21, 1971, in Omaha, Neb.
High School: Saint Albert H.S., Council Bluffs, Iowa (1989)
College: Creighton (1993), bachelor's in marketing
Coaching Career:
 Creighton, Assistant Coach (1993-94)
 Notre Dame, Assistant Coach (1994-2001)
 Notre Dame, Assoc. Head Coach (2001-03)
 Virginia, Head Coach (2004-present)
Family: Married to former Cindy Petratis; three children - daughters, Ellie and Maggie and son, Dillon

VIRGINIA NOTES

- 15th season at Virginia (647-243-2 (.726); 262-145-1 ACC)
- All-time winningest coach at Virginia
- Third winningest active head coach and 18th-winningest all-time in Division I baseball entering season (.727)
- Won 2015 NCAA National Championship (**one of 12 active coaches to own a national title**)
- Three-time National Coach of the Year (2006, '09, '15)
- Four-time ACBA Atlantic Region Coach of the Year (2004, '09, '11, '14, '15)
- Five-time ACC Coach of the Year (2004, '10, '11, '13, '14)
- NCAA tournament appearances in each of his 14 seasons (UVA had been to three NCAA tournaments prior to his arrival)
- Guided UVA to 2009, 2011, 2014, 2015 College World Series as well as 2014 and 2015 CWS Finals
- 2009 trip to CWS was first in school history (Irvine Regional and Oxford Super Regional champions)
- Competed in 14 NCAA regionals and six super regionals (hosted nine NCAA regionals and five super regionals)
- Has won six regionals, four super regionals
- Led UVA to 2010 and 2011 ACC Coastal Division titles
- Second fastest in ACC history to reach 600 wins (825 games); only FSU's Mike Martin did so faster (802)
- Led teams to ACC Championship games in 2005, 2008, 2009 and 2011 (won '09 and '11 titles)
- Four 50-win seasons (51 in 2010, 56 in 2011, 50 in 2013, 53 in 2014)
- Guided UVA to school-record win total each year from 2009-11 (49 in 2009, 51 in 2010, 56 in 2011)
- **Program has had 75 players picked in Major League Baseball Draft over the last 14 years**
- **UVA has had 26 All-America and 68 all-conference selections in his tenure**

CAREER NOTES

- Associate head coach of Notre Dame's 2002 College World Series team (head coach was current LSU coach Paul Mainieri)
- Assistant coach at Notre Dame from 1994-2003
- Played college baseball at Creighton and pitched on the Bluejays' 1991 College World Series team
- Played in the minor leagues in the Philadelphia Phillies' farm system before assistant coaching stints at Creighton and Notre Dame

COACHING RECORD AT VIRGINIA

Year	Overall	ACC	Postseason
2004	44-15	18-6	NCAA C'ville Regional
2005	41-20	14-14	NCAA Corvallis Regional
2006	47-15	21-9	NCAA C'ville Regional
2007	43-14	19-9	NCAA C'ville Regional
2008	39-23	15-15	NCAA Fullerton Regional
2009	49-15-1	16-11-1	NCAA College World Series
2010	51-14	23-7	NCAA Super Regional
2011	56-12	22-8	NCAA College World Series
2012	39-19-1	18-12	NCAA C'ville Regional
2013	50-12	22-8	NCAA Super Regional
2014	53-16	22-8	NCAA CWS Finals
2015	44-24	15-15	NCAA National Champions
2016	38-22	19-11	NCAA C'ville Regional
2017	43-16	18-12	NCAA Fort Worth Regional
2018	13-10	3-6	--

Career 652-249-2 265-151-1

THE LAST TIME VIRGINIA ...

Won 10 or more consecutive games..... Feb. 17-March 4, 2017 (10 games)
 Won 19 consecutive games (school record) Feb. 20-March 20, 2009
 Won 10 or more consecutive home games..... March 1-April 11, 2014 (16 games)
 Won 18 consecutive home games (school record) Feb. 22-March 25, 2008
 Lost five or more consecutive games April 29-May 12, 2003 (5 games)
 Scored 20 or more runs in a game 20 vs. Wagner (March 9, 2016)
 Had 20 or more hits in a game 20 vs. Duke (March 25, 2017)
 Gave up 20 or more hits in a game 26 vs. Duke (March 24, 2017)
 Scored 10 or more runs in an inning..... 11 in 3rd inning vs. VMI (Feb. 23, 2016)
 Gave up 10 or more runs in an inning..... 10 in 5th inning at Louisville (March 27, 2016)
 Turned a triple play at North Carolina A&T (Feb. 13, 2004)
Shut out an opponent (9 innings)..... at Duke-1 (3-0) (March 10, 2018)
 Shut out an opponent (7 innings) Georgia Tech (11-0) (May 19, 2015 - ACC Tournament)
 Shut out consecutive opponents Monmouth (10-0) and Clemson (2-0) (March 14/18, 2017)
Was shut out at Miami (0-1) (March 24, 2018)
 Was shut out in two consecutive games..... NC State (6-0 and 1-0) (April 9-10, 2005)
Had zero RBIs and won vs. William & Mary (Feb. 28, 2018)
 Hit consecutive triples Jarrett Parker and Tyler Cannon at UC Irvine (May 31, 2009 - NCAA Regional)
 Hit consecutive home runs Jake McCarthy and Adam Haseley at Georgia Tech (May 18, 2017)
 Hit three consecutive home runs Jon Benick, Mark Rueffert and Dan Street at Virginia Tech (April 18, 2001)
 Had four different players homer in one game..... Robbie Coman, Joe McCarthy, Derek Fisher, Mike Papi vs. Richmond (April 23, 2014)
 Swept a home ACC doubleheader Wake Forest (March 18, 2016)
 Swept a road ACC doubleheader at Pitt (April 30, 2016)
 Was swept in an ACC doubleheader at NC State (April 26, 2015)
 Swept a three-game ACC series at home Pitt (April 7-9, 2017)
 Swept a three-game ACC series on the road at Pitt (April 30-May 1, 2016)
 Was swept in a three-game ACC series at home Louisville (April 4-6, 2015)
Was swept in a three-game ACC series on the road at Miami (March 23-25)
 Was no-hit Bob Thomson, North Carolina (April 17, 1976)

THE LAST TIME A CAVALIER ...

Hit two home runs in a game Jake McCarthy at Georgia Tech (May 18, 2017)
 Had two players hit two home runs in same game..... Robbie Coman & Adam Haseley vs. Rutgers (Feb. 24, 2017)
 Hit three home runs in a game Dan Street vs. Old Dominion in Charleston, S.C. (Feb. 22, 2002)
 Hit a walk-off home run Kenny Towns vs. Florida State (May 25, 2013 - ACC Tournament)
 Hit a grand slam Cameron Simmons vs. Miami (May 13, 2017)
 Hit a home run to lead off a game Adam Haseley vs. George Washington (April 6, 2016)
 Hit a home run over UVA's "Blue Monster" Joe Koshansky vs. Central Connecticut (March 7, 2004)
 Hit an inside-the-park home run Danny Hultzen vs. Richmond (April 20, 2011)
Hit a pinch-hit home run Andrew Papantonis vs. Davidson (March 6, 2018)
 Hit for the cycle Hunter Wyant at High Point (March 12, 2001)
 Hit three doubles in a game Andy Weber vs. George Washington (April 6, 2017)
 Hit two triples in a game Adam Haseley vs. Wake Forest (May 27, 2016)
 Had four hits in a game Jake McCarthy at Georgia Tech (May 19, 2017)
 Had five hits in a game Nick Howard vs. Richmond (April 24, 2013)
 Scored five or more runs in a game Tyler Cannon (5) at Wake Forest (March 6, 2009)
Had five RBI in a game Andy Weber vs. Eastern Kentucky (Feb. 24, 2018)
 Had six RBI in a game Cameron Simmons vs. Miami (May 13, 2017)
 Had seven RBI in a game Pavin Smith vs. Old Dominion (April 4, 2017)
 Had eight RBI in a game Kenny Towns at East Carolina (Feb. 15, 2013)
 Had nine or more RBI in a game Brandon Guyer (9) vs. Niagara (March 13, 2007)
 Stole three bases in a game Adam Haseley at VCU (March 29, 2017)
 Stole four or more bases in a game Greg Miclat (4) at Clemson (April 20, 2007)
Stole home Andy Weber vs. Boston College (March 18, 2018)
 Walked five times in a game Phil Gosselin at James Madison (March 17, 2010)
Had 10 or more strikeouts in a game Daniel Lynch (11) vs. Boston College (March 17, 2018)
 Pitched a nine-inning complete game Daniel Lynch vs. James Madison (April 19, 2017)
 Pitched back-to-back complete games Connor Jones at Pitt (April 30, 2016) and Ga. Tech (May 13, 2016)
 Pitched a seven-inning shutout Josh Sborz vs. Georgia Tech (May 19, 2015 - ACC Tournament)
 Pitched a nine-inning shutout Connor Jones at Boston College (April 8, 2016)
 Saved both ends of a doubleheader Branden Kline vs. Maryland (March 26, 2011)
Pitched a no-hitter Nicholson, Rohm, Donahue, Wilson, Meyer & Sousa (11 innings)
 vs. W&M (Feb. 28, 2018)
 Pitched a perfect game Will Roberts vs. George Washington (March 29, 2011)



2018 Virginia Baseball
Overall Statistics for Virginia (as of Mar 25, 2018)
(All games Sorted by Batting avg)



Record: 13-10 Home: 10-4 Away: 1-6 Neutral: 2-0 ACC: 3-6

Player	avg	gp-gs	ab	r	h	2b	3b	hr	rbi	tb	slg%	bb	hp	so	gdp	ob%	sf	sh	sb-att	po	a	e	fld%	
19 Andy Weber	.340	23-23	94	17	32	4	1	2	18	44	.468	8	1	15	2	.398	0	2	1-1	45	47	5	.948	
32 Nate Eikhoff	.288	23-23	80	11	23	4	0	2	17	33	.413	15	2	11	2	.400	3	4	3-4	159	17	2	.989	
10 Tanner Morris	.280	21-20	75	13	21	4	0	1	11	28	.373	17	2	10	0	.417	2	2	0-0	21	34	4	.932	
13 Alex Tappen	.279	23-23	86	10	24	5	0	0	11	29	.337	6	3	14	5	.340	2	2	1-3	42	2	1	.978	
18 Justin Novak	.272	21-21	81	15	22	2	0	0	8	24	.296	6	2	7	1	.337	0	3	1-2	15	33	5	.906	
5 Caleb Knight	.250	23-23	76	17	19	3	0	3	14	31	.408	14	13	14	1	.447	0	2	0-0	117	22	2	.986	
12 Charlie Cody	.239	23-21	71	10	17	2	0	0	9	19	.268	12	4	16	3	.371	2	2	0-1	25	1	0	1.000	

30 Jalen Harrison	.500	4-0	2	2	1	0	1	0	2	3	1.500	1	0	1	0	.667	0	0	0-0	0	0	0	.000	
4 Andrew Papantonis	.333	7-3	9	1	3	0	0	1	3	6	.667	3	2	4	0	.571	0	0	0-0	0	0	0	.000	
31 Jake McCarthy	.314	13-13	51	14	16	5	0	0	5	21	.412	9	4	4	0	.446	1	0	8-8	40	0	1	.976	
22 Cayman Richardson	.239	18-12	46	5	11	0	0	0	2	11	.239	3	2	5	0	.314	0	1	3-3	13	15	0	1.000	
55 Cameron Comer	.237	14-10	38	6	9	3	0	0	1	12	.316	5	0	8	1	.326	0	3	0-1	121	12	1	.993	
8 Brendan Rivoli	.200	10-2	15	1	3	1	0	0	3	4	.267	1	1	4	1	.294	0	0	0-0	1	0	0	1.000	
6 Christian Hlinka	.182	8-2	11	1	2	0	0	0	1	2	.182	0	0	2	0	.182	0	0	0-0	2	1	0	1.000	
7 Devin Ortiz	.147	11-9	34	3	5	0	0	0	2	5	.147	1	3	10	1	.237	0	0	0-0	13	0	1	.929	
45 Will Allocca	.111	6-1	9	0	1	0	0	0	0	1	.111	1	0	3	1	.200	0	0	0-0	3	1	0	1.000	
40 Jack Gerstenmaier	.000	2-0	2	0	0	0	0	0	0	0	.000	0	0	1	0	.000	0	0	0-0	0	0	0	.000	
3 Jack Weiller	.000	1-1	2	0	0	0	0	0	0	0	.000	0	0	0	0	.000	0	0	0-0	0	0	0	.000	
16 Andrew Abbott	.000	1-0	1	0	0	0	0	0	0	0	.000	0	0	0	0	.000	0	0	0-0	2	5	1	.875	
Totals	.267	23	783	126	209	33	2	9	107	273	.349	102	39	129	18	.375	10	21	17-23	626	212	26	.970	
Opponents	.242	23	793	105	192	33	4	15	91	278	.351	86	21	252	11	.330	5	13	10-18	616	259	33	.964	

LOB - Team (213), Opp (187). DPs turned - Team (13), Opp (22).

(All games Sorted by Earned run avg)

Player	era	w-l	app	gs	cg	sho	sv	ip	h	r	er	bb	so	2b	3b	hr	b/avg	wp	hp	bk	sfa	sha
34 Evan Sperling	3.04	2-0	5	5	0	0/1	0	26.2	14	9	9	12	40	4	0	0	.152	0	3	0	1	0
9 Daniel Lynch	3.18	2-3	6	6	0	0/1	0	39.2	35	17	14	10	46	6	1	5	.229	5	3	0	0	0
14 Derek Casey	3.83	2-2	6	6	0	0/0	0	40.0	47	20	17	9	54	6	0	5	.297	5	3	1	0	3

29 Blake Rohm	0.00	0-0	6	0	0	0/0	0	6.1	5	0	0	4	5	2	0	0	.227	1	1	0	0	0
21 Bobby Nicholson	1.93	1-1	5	4	0	0/0	0	18.2	10	7	4	7	17	4	0	0	.159	1	1	0	1	3
47 Mack Meyer	3.86	0-0	8	0	0	0/0	0	9.1	13	4	4	2	8	2	0	1	.325	3	2	0	0	0
16 Andrew Abbott	4.35	2-1	9	1	0	0/1	3	20.2	21	12	10	7	30	3	0	2	.263	3	0	0	1	2
11 Bennett Sousa	4.71	2-2	9	0	0	0/1	2	21.0	16	13	11	9	28	1	1	0	.198	4	2	1	1	2
15 Riley Wilson	4.91	0-0	6	0	0	0/1	0	3.2	4	2	2	7	3	0	0	0	.308	0	0	0	0	1
38 Kyle Whitten	6.52	1-0	8	0	0	0/0	0	9.2	11	7	7	8	8	1	1	0	.289	1	4	0	0	1
23 Grant Donahue	7.20	0-0	4	0	0	0/0	0	5.0	7	5	4	0	4	0	0	0	.350	3	1	0	1	1
25 Griff McGarry	9.53	0-1	5	1	0	0/0	0	5.2	6	6	6	8	6	3	1	0	.261	3	1	0	0	0
7 Devin Ortiz	11.57	1-0	3	0	0	0/0	0	2.1	3	3	3	3	3	1	0	2	.300	1	0	0	0	0
Totals	3.92	13-10	23	23	0	2/2	5	208.2	192	105	91	86	252	33	4	15	.242	30	21	2	5	13
Opponents	4.73	10-13	23	23	0	1/1	4	205.1	209	126	108	102	129	33	2	9	.267	27	39	2	10	21

PB - Team (4), Comer, C. 2, Knight, C. 2, Opp (1). Pickoffs - Team (2), Abbott, A. 1, Lynch, D. 1, Opp (3).



2018 Virginia Baseball
Overall Statistics for Virginia (as of Mar 25, 2018)
(Last 5 Games Sorted by Batting avg)



Record: 2-3 Home: 2-0 Away: 0-3 ACC: 2-3

Player	avg	gp-gs	ab	r	h	2b	3b	hr	rbi	tb	slg%	bb	hp	so	gdp	ob%	sf	sh	sb-att	po	a	e	fld%
19 Andy Weber	.333	5-5	21	4	7	2	0	0	2	9	.429	2	1	6	0	.417	0	0	1-1	15	15	1	.968
10 Tanner Morris	.300	5-5	20	3	6	1	0	0	2	7	.350	5	0	4	0	.440	0	0	0-0	7	10	2	.895
13 Alex Tappen	.250	5-5	20	1	5	2	0	0	3	7	.350	1	0	1	1	.273	1	0	0-1	10	0	0	1.000
5 Caleb Knight	.200	5-5	15	3	3	1	0	0	1	4	.267	2	6	4	0	.478	0	1	0-0	33	8	0	1.000
32 Nate Eikhoff	.188	5-5	16	3	3	0	0	1	3	6	.375	5	2	3	1	.435	0	0	2-2	33	8	1	.976
18 Justin Novak	.143	5-5	21	3	3	0	0	0	0	3	.143	1	0	4	0	.182	0	1	0-0	1	8	1	.900
12 Charlie Cody	.077	5-4	13	0	1	0	0	0	3	1	.077	3	0	5	0	.235	1	1	0-0	4	0	0	1.000

22 Cayman Richardson	.500	3-2	6	0	3	0	0	0	0	3	.500	1	0	2	0	.571	0	0	1-1	5	2	0	1.000
4 Andrew Papantonis	.250	2-1	4	0	1	0	0	0	0	1	.250	1	0	1	0	.400	0	0	0-0	0	0	0	.000
8 Brendan Rivoli	.200	3-1	5	1	1	1	0	0	2	2	.400	0	1	3	0	.333	0	0	0-0	1	0	0	1.000
6 Christian Hlinka	.200	3-1	5	0	1	0	0	0	0	1	.200	0	0	1	0	.200	0	0	0-0	1	1	0	1.000
55 Cameron Comer	.125	3-2	8	0	1	0	0	0	0	1	.125	0	0	2	0	.125	0	0	0-0	19	4	0	1.000
7 Devin Ortiz	.091	3-3	11	2	1	0	0	0	1	1	.091	1	1	1	0	.231	0	0	0-0	4	0	1	.800
3 Jack Weiller	.000	1-1	2	0	0	0	0	0	0	0	.000	0	0	0	0	.000	0	0	0-0	0	0	0	.000
45 Will Allocca	.000	1-0	1	0	0	0	0	0	0	0	.000	0	0	0	1	.000	0	0	0-0	0	0	0	.000
16 Andrew Abbott	.000	1-0	1	0	0	0	0	0	0	0	.000	0	0	0	0	.000	0	0	0-0	1	3	1	.800
Totals	.213	5	169	20	36	7	0	1	17	46	.272	22	11	37	3	.338	2	3	4-5	135	62	8	.961
Opponents	.295	5	176	24	52	7	3	1	21	68	.386	21	4	53	4	.383	0	4	4-8	140	57	6	.970

LOB - Team (47), Opp (46). DPs turned - Team (5), Opp (3).

(Last 5 Games Sorted by Earned run avg)

Player	era	w-l	app	gs	cg	sho	sv	ip	h	r	er	bb	so	2b	3b	hr	b/avg	wp	hp	bk	sfa	sha	
9 Daniel Lynch	0.61	1-1	2	2	0	0/0	0	14.2	12	1	1	3	22	2	1	0	.226	3	0	0	0	0	
14 Derek Casey	2.57	0-0	1	1	0	0/0	0	7.0	9	2	2	0	6	1	0	0	.346	1	0	0	0	1	
16 Andrew Abbott	2.70	1-1	3	0	0	0/0	1	6.2	9	4	2	4	10	0	0	1	.333	0	0	0	0	2	
11 Bennett Sousa	7.71	0-0	2	0	0	0/0	0	7.0	7	6	6	5	7	1	1	0	.250	1	0	0	0	0	

47 Mack Meyer	0.00	0-0	1	0	0	0/0	0	2.0	2	0	0	1	0	0	0	0	.286	1	0	0	0	0	
29 Blake Rohm	0.00	0-0	2	0	0	0/0	0	1.0	2	0	0	1	0	0	0	0	.500	0	1	0	0	0	
34 Evan Sperling	9.82	0-0	1	1	0	0/0	0	3.2	5	4	4	2	5	2	0	0	.333	0	2	0	0	0	
21 Bobby Nicholson	13.50	0-1	1	1	0	0/0	0	1.1	3	4	2	1	0	1	0	0	.429	0	1	0	0	1	
38 Kyle Whitten	16.20	0-0	2	0	0	0/0	0	1.2	3	3	3	4	3	0	1	0	.333	0	0	0	0	0	
Totals	4.00	2-3	5	5	0	0/0	1	45.0	52	24	20	21	53	7	3	1	.295	6	4	0	0	4	
Opponents	3.66	3-2	5	5	0	1/1	1	46.2	36	20	19	22	37	7	0	1	.213	9	11	1	2	3	

PB - Team (1), Comer, C. 1. Pickoffs - Team (0), Opp (1).



2018 Virginia Baseball
Miscellaneous Stats for Virginia (as of Mar 25, 2018)
(All games)



Multiple Hit Games	2	3	4	5+	Total
19 Andy Weber	4	4	-	-	8
10 Tanner Morris	6	1	-	-	7
13 Alex Tappen	5	1	-	-	6
18 Justin Novak	5	1	-	-	6
31 Jake McCarthy	5	1	-	-	6
5 Caleb Knight	4	1	-	-	5
12 Charlie Cody	4	1	-	-	5
32 Nate Eikhoff	4	-	-	-	4
55 Cameron Comer	2	-	-	-	2
22 Cayman Richardson	-	2	-	-	2
7 Devin Ortiz	1	-	-	-	1
4 Andrew Papantonis	1	-	-	-	1
TEAM	41	12	0	0	53

Multiple RBI Games	2	3	4	5+	Total
32 Nate Eikhoff	3	1	-	-	4
19 Andy Weber	2	1	-	1	4
5 Caleb Knight	3	-	1	-	4
13 Alex Tappen	3	-	-	-	3
10 Tanner Morris	2	1	-	-	3
31 Jake McCarthy	2	-	-	-	2
12 Charlie Cody	2	-	-	-	2
8 Brendan Rivoli	1	-	-	-	1
4 Andrew Papantonis	-	1	-	-	1
30 Jalen Harrison	1	-	-	-	1
18 Justin Novak	1	-	-	-	1
TEAM	20	4	1	1	26

Hitting Streaks	Longest	Current
32 Nate Eikhoff	16	-
18 Justin Novak	11	-
19 Andy Weber	9	9
13 Alex Tappen	7	1
31 Jake McCarthy	6	1
10 Tanner Morris	4	-
12 Charlie Cody	4	-
5 Caleb Knight	4	-
55 Cameron Comer	3	-
7 Devin Ortiz	2	-
22 Cayman Richardson	2	1
6 Christian Hlinka	2	-
4 Andrew Papantonis	1	1
30 Jalen Harrison	1	-
45 Will Allocca	1	-
8 Brendan Rivoli	1	-

Reached Base Streaks	Longest	Current
32 Nate Eikhoff	21	1
5 Caleb Knight	14	8
18 Justin Novak	11	-
31 Jake McCarthy	9	9
13 Alex Tappen	9	1
19 Andy Weber	9	9
12 Charlie Cody	7	-
10 Tanner Morris	6	1
4 Andrew Papantonis	5	5
22 Cayman Richardson	5	5
55 Cameron Comer	5	-
8 Brendan Rivoli	2	-
45 Will Allocca	2	-
30 Jalen Harrison	2	-
7 Devin Ortiz	2	-
6 Christian Hlinka	2	-



**2018 Virginia Baseball
Games Summary for Virginia (as of Mar 25, 2018)
(All games)**



Score by innings	1	2	3	4	5	6	7	8	9	EX	Total
Virginia	19	12	12	16	9	12	26	8	7	5	126
Opponents	15	8	8	11	10	9	12	15	12	5	105

Record when ...

Overall	13-10	After 6 leading	9-1
Conference	3-6 trailing	3-7
Non-Conference	10-4 tied	1-2
Home games	10-4	After 7 leading	10-0
Away games	1-6 trailing	0-8
Neutral site	2-0 tied	3-2
Day games	13-5	After 8 leading	10-1
Night games	0-5 trailing	0-7
vs Left starter	2-5 tied	3-2
vs Right starter	11-5		
1-Run games	6-4	Hit 0 home runs	7-8
2-Run games	0-0	... 1 home run	5-2
5+Run games	4-3	... 2+ home runs	1-0
Extra innings	2-2		
Shutouts	2-1	Opponent 0 home runs	8-5
	 1 home run	4-2
	 2+ HRs	1-3
Scoring 0-2 runs	0-5	Made 0 errors	4-3
..... 3-5 runs	5-4	... 1 error	6-3
..... 6-9 runs	2-1	... 2+ errors	3-4
..... 10+ runs	6-0		
Opponent 0-2 runs	5-1	Opp. made 0 errors	1-3
..... 3-5 runs	5-2 1 error	4-3
..... 6-9 runs	3-6 2+ errors	8-4
..... 10+ runs	0-1		
Scored in 1st inning	8-2	Out-hit opponent	11-2
Opp. scored in 1st	3-5	Out-hit by opponent	2-8
Scores first	10-2	Hits are tied	0-0
Opp. scores first	3-8		

Record when team scores:

Runs	0	1	2	3	4	5	6	7	8	9	10+
W-L	0-1	0-1	0-3	3-2	1-2	1-0	0-1	2-0	0-0	0-0	6-0

Record when opponent scores:

Runs	0	1	2	3	4	5	6	7	8	9	10+
W-L	2-0	2-1	1-0	3-2	2-0	0-0	1-3	0-1	0-1	2-1	0-1

Record when leading after:

Inn.	1	2	3	4	5	6	7	8
W-L	8-2	9-2	9-1	10-1	10-1	9-1	10-0	10-1

Record when trailing after:

Inn.	1	2	3	4	5	6	7	8
W-L	2-5	2-5	2-6	3-6	3-7	3-7	0-8	0-7

Record when tied after:

Inn.	1	2	3	4	5	6	7	8
W-L	3-3	2-3	2-3	0-3	0-2	1-2	3-2	3-2

Current losing streak: 3
 Longest winning streak: 5
 Longest losing streak: 3

Home attendance : 45019 (14 dates avg = 3215)
 Away attendance : 14051 (8 dates avg = 1756)
 Total attendance: 59070 (22 dates avg = 2685)

2018 Virginia Baseball
Team Game-by-Game for Virginia (as of Mar 25, 2018)
Batting (All games)

Date	Opponent	ab	r	h	rbi	2b	3b	hr	tb	bb	ibb	sb	cs	hbp	sac	sf	gdp	k	po	a	e	lob	avg
Feb 16	at UCF	33	3	7	3	0	0	1	10	1	0	1	0	2	0	0	0	9	24	4	2	6	.212
Feb 17	vs Samford	37	10	14	10	1	0	1	18	6	1	0	0	1	2	1	2	6	27	8	0	10	.300
Feb 18	vs Rice	29	3	7	2	1	0	0	8	3	1	0	0	2	0	0	2	3	27	9	0	7	.283
Feb 20	VMI	37	4	10	3	1	0	0	11	4	0	0	0	1	0	0	1	3	27	13	1	11	.279
Feb 23	EASTERN KY.	37	6	11	6	2	0	0	13	3	0	1	1	3	2	0	0	4	27	9	2	12	.283
Feb 24	EASTERN KY.	37	12	15	12	3	0	1	21	7	0	1	0	2	0	1	1	6	27	8	1	11	.305
Feb 25	EASTERN KY.	37	13	12	11	4	1	0	18	5	0	2	0	2	0	1	1	2	27	10	0	8	.308
Feb 27	VMI	38	10	13	9	1	0	1	17	4	0	1	0	2	1	0	0	4	27	6	0	11	.312
Feb 28	WILLIAM & MARY	33	4	8	0	0	0	0	8	8	1	1	2	2	4	0	2	6	33	13	4	11	.305
Mar 03	YALE	34	5	10	5	4	0	0	14	7	2	1	0	1	1	0	1	3	27	5	2	12	.304
Mar 03	YALE	32	4	5	4	2	0	1	10	2	0	0	0	1	0	0	0	6	27	8	1	4	.292
Mar 04	YALE	30	7	8	5	1	0	1	12	7	0	1	0	2	0	0	1	4	27	7	1	8	.290
Mar 06	DAVIDSON	36	12	16	10	2	0	2	24	4	0	2	1	3	1	3	0	5	27	9	1	11	.302
*Mar 09	at Duke	31	3	4	3	0	0	0	4	5	0	0	0	0	0	0	1	6	24	11	1	6	.291
*Mar 10	at Duke	31	3	9	1	2	0	0	11	5	0	0	0	0	1	0	3	0	27	10	1	7	.291
*Mar 10	at Duke	38	2	9	2	0	0	0	9	1	0	0	0	0	3	0	0	12	32	4	0	7	.287
Mar 14	JAMES MADISON	27	3	7	3	0	0	0	7	3	0	2	1	2	3	2	0	3	27	5	1	9	.286
*Mar 16	BOSTON COLLEGE	37	2	8	1	2	1	0	12	5	0	0	0	2	0	0	0	10	27	11	0	15	.282
*Mar 17	BOSTON COLLEGE	31	7	9	5	1	0	0	10	6	0	0	0	2	1	0	1	1	27	9	2	9	.282
*Mar 18	BOSTON COLLEGE	39	10	12	9	5	0	1	20	7	1	2	1	2	2	1	0	7	30	10	1	12	.284
*Mar 23	at Miami (FL)	38	2	6	2	1	0	0	7	3	0	0	0	1	0	0	0	6	30	18	2	7	.277
*Mar 24	at Miami (FL)	31	0	3	0	0	0	0	3	3	0	0	0	2	0	0	0	13	24	11	0	9	.270
*Mar 25	at Miami (FL)	30	1	6	1	0	0	0	6	3	0	2	0	4	0	1	2	10	24	14	3	10	.267
Totals		782	126	300	107	22	2	0	272	102	6	17	6	20	21	10	18	120	626	212	26	212	.287

2018 Virginia Baseball
Team Game-by-Game for Virginia (as of Mar 25, 2018)
Pitching (All games)

Date	Opponent	ip	h	r	er	bb	so	2b	3b	hr	wp	bk	hbp	dp	ibb	score	w-l	sv	era
Feb 16	at UCF	8.0	9	6	4	3	11	2	0	2	0	0	0	0	0	3-6	0-1	0	4.50
Feb 17	vs Samford	9.0	10	4	4	2	10	1	0	2	0	0	3	0	0	10-4	1-1	1	4.24
Feb 18	vs Rice	9.0	4	0	0	3	13	0	0	0	0	0	0	0	0	3-0	2-1	2	2.77
Feb 20	VMI	9.0	12	9	8	10	5	2	0	0	3	0	1	2	1	4-9	2-2	2	4.11
Feb 23	EASTERN KY.	9.0	9	7	5	1	8	1	0	1	3	0	1	0	0	6-7	2-3	2	4.30
Feb 24	EASTERN KY.	9.0	5	3	1	2	15	0	0	1	0	0	0	0	0	12-3	3-3	2	3.74
Feb 25	EASTERN KY.	9.0	2	1	1	2	8	1	0	0	1	0	0	1	0	13-1	4-3	2	3.34
Feb 27	VMI	9.0	10	9	9	3	8	3	0	1	1	0	3	0	0	10-9	5-3	3	4.06
Feb 28	WILLIAM & MARY	11.0	0	3	2	7	8	0	0	0	3	0	1	0	0	4-3	6-3	3	3.73
Mar 03	YALE	9.0	8	4	3	5	19	1	1	1	1	0	0	0	0	5-4	7-3	3	3.66
Mar 03	YALE	9.0	16	11	11	4	11	2	0	3	2	0	1	1	0	4-11	7-4	3	4.32
Mar 04	YALE	9.0	7	6	6	7	10	1	0	0	0	1	2	1	0	7-6	8-4	3	4.46
Mar 06	DAVIDSON	9.0	4	1	0	7	11	2	0	0	2	0	1	0	0	12-1	9-4	3	4.12
*Mar 09	at Duke	8.0	12	6	6	0	11	2	0	2	3	0	0	1	0	3-6	9-5	3	4.29
*Mar 10	at Duke	9.0	4	0	0	2	11	1	0	0	1	0	2	0	0	3-0	10-5	4	4.00
*Mar 10	at Duke	10.2	7	3	3	4	21	2	0	0	0	0	1	0	1	2-3	10-6	4	3.89
Mar 14	JAMES MADISON	9.0	8	2	2	1	11	3	0	0	2	0	1	0	0	3-2	11-6	4	3.78
*Mar 16	BOSTON COLLEGE	9.0	13	6	6	2	8	2	0	1	2	1	0	2	0	2-6	11-7	4	3.90
*Mar 17	BOSTON COLLEGE	9.0	6	3	3	7	14	1	0	0	2	0	0	0	0	7-3	12-7	5	3.86
*Mar 18	BOSTON COLLEGE	10.0	13	9	8	6	13	2	0	1	0	0	2	1	0	10-9	13-7	5	4.04
*Mar 23	at Miami (FL)	10.0	14	3	2	3	10	1	0	0	1	0	0	3	0	2-3	13-8	5	3.92

BATTER CAREER HIGHS

2 DREW BLAKELY • SO. • C

CAREER HIGHS

AB	4	Rutgers (2/25/17)
R	1	2x, last at North Carolina (3/11/17)
H	2	Rutgers (2/25/17)
HR	-	
BB	1	2x, last vs. Niagara (3/4/17)
RBI	2	Rutgers (2/25/17)
SB	-	

3 JACK WEILLER • JR. • INF

CAREER HIGHS (BATTING)

AB	2	at Miami (3/25/18)
R	-	
H	-	
HR	-	
BB	-	
RBI	-	
SB	-	

4 ANDREW PAPANTONIS • FR. • INF

CAREER HIGHS

AB	3	Boston College (3/17/18)
R	1	Davidson (3/6/18)
H	2	Davidson (3/6/18)
HR	1	Davidson (3/6/18)
BB	1	2x, last at Duke (3/9/18)
RBI	3	Davidson (3/6/18)
SB	--	

5 CALEB KNIGHT • SR. • C

CAREER HIGHS

AB	5	5x, last at Duke-2 (3/10/18)
R	4	Davidson (3/6/18)
H	3	4x, last vs. VMI (2/20/18)
HR	1	7x, last vs. Yale (3/4/18)
BB	3	2x, last vs. W&M (2/28/18)
RBI	4	VMI (2/27/18)
SB	1	at Virginia Tech (4/13/17)

6 CHRISTIAN HLINKA • FR. • OF

CAREER HIGHS

AB	3	2x, last at Miami (3/23/18)
R	--	
H	1	2x, last at Miami (3/23/18)
HR	--	
BB	--	
RBI	1	Eastern Ky. (2/25/18)
SB	--	

7 DEVIN ORTIZ • FR. • INF/RHP

CAREER HIGHS (BATTING)

AB	5	Eastern Ky. (2/24/18)
R	1	vs. Rice (2/18/18)
H	2	at Duke-1 (3/10/18)
HR	--	
BB	--	
RBI	1	2x, Last Boston College (3/18/18)
SB	--	

8 BRENDAN RIVOLI • FR. • C

CAREER HIGHS

AB	3	at Miami (3/24/18)
R	1	Boston College (3/18/18)
H	1	3x, last Boston College (3/18/18)
HR	--	
BB	1	W&M (2/28/18)
RBI	2	Boston College (3/18/18)
SB	--	

10 TANNER MORRIS • FR. • INF

CAREER HIGHS

AB	5	2x, last Boston College (3/18/18)
R	2	2x, last vs. Eastern Ky. (2/25/18)
H	3	Boston College (3/18/18)
HR	1	vs. Davidson (3/6/18)
BB	3	2x, last Yale 3/3/18
RBI	3	vs. Davidson (3/6/18)
SB	--	

12 CHARLIE CODY • SR. • OF/INF

CAREER HIGHS

AB	5	5x, last at Duke-2 (3/10/18)
R	3	Duke (3/25/17)
H	3	5x, last vs. Eastern Ky. (2/25/18)
HR	2	Duke (3/25/17)
BB	2	5x, last Boston College (3/17/18)
RBI	4	Duke (3/25/17)
SB	1	3x, last vs. Old Dominion (4/4/17)

13 ALEX TAPPEN • FR. • INF

CAREER HIGHS

AB	5	6x, last at Miami (3/23/18)
R	1	10x, last Boston College (3/18/18)
H	3	Boston College (3/18/18)
HR	--	
BB	2	Eastern Ky. (2/24/18)
RBI	2	3x, last vs. Yale (3/3/18)
SB	1	JMU (3/14/18)

18 JUSTIN NOVAK • SR. • INF/C

CAREER HIGHS

AB	6	2x, last vs. W&M (2/28/18)
R	3	William & Mary (6/3/16)
H	4	James Madison (3/22/16)
HR	1	3x, last at Georgia Tech (5/20/17)
BB	2	2x, last vs. VMI (2/20/18)
RBI	5	George Washington (4/6/16)
SB	1	6x, last vs. Davidson (3/6/18)

19 ANDY WEBER • JR. • INF

CAREER HIGHS

AB	6	Boston College (3/18/18)
R	3	3x, last vs. Pitt (4/7/17)
H	3	10x, last Boston College (3/18/18)
HR	1	3x, last vs. Eastern Ky. (2/24/18)
BB	2	8x, last Yale-1 (3/3/18)
RBI	5	Eastern Ky. (2/24/18)
SB	1	5x, last Boston College (3/18/18)

20 CAMERON SIMMONS • JR. • OF

CAREER HIGHS

AB	6	3x, last at Georgia Tech (5/19/17)
R	3	5x, last vs. Richmond (5/16/17)
H	3	14x, last at Georgia Tech (5/19/17)
HR	2	Richmond (5/16/17)
BB	4	Niagara (3/4/17)
RBI	6	Miami (5/13/17)
SB	2	2x, last vs. Monmouth (3/13/17)

22 CAYMAN RICHARDSON • SO. • INF

CAREER HIGHS

AB	5	3x, last vs. Yale (3/3/18)
R	3	VMI (2/27/18)
H	3	2x, last at Miami (3/25/18)
HR	-	
BB	1	5x, last at Duke (3/9/18)
RBI	1	4x, last vs. Davidson (3/6/18)
SB	1	3x, last at Miami (3/25/18)

30 JALEN HARRISON • SO. • OF

CAREER HIGHS

AB	1	9x, last vs. Davidson (3/6/18)
R	1	7x, last vs. Eastern Ky. (2/25/18)
H	1	2x, last vs. Eastern Ky. (2/25/18)
HR	1	La Salle (3/4/17)
BB	1	Longwood (4/18/17)
RBI	2	Eastern Ky. (2/25/18)
SB	-	

31 JAKE MCCARTHY • JR. • OF

CAREER HIGHS

AB	6	2x, last vs. Eastern Ky. (2/24/18)
R	3	7x, last vs. Eastern Ky. (2/25/18)
H	4	at Georgia Tech (5/19/17)
HR	2	at Georgia Tech (5/18/17)
BB	3	Miami (5/13/17)
RBI	3	3x, last at Georgia Tech (5/18/17)
SB	2	7x, last vs. Eastern Ky. (2/25/18)

32 NATE EIKHOFF • JR. • INF

CAREER HIGHS

AB	6	2x, last at Boston College (4/10/16)
R	3	at The Citadel (2/18/17)
H	3	4x, last vs. Old Dominion (4/4/17)
HR	1	4x, last Boston College (3/18/18)
BB	4	Boston College (3/18/18)
RBI	3	4x, last Eastern Ky. (2/25/18)
SB	1	6x, last at Boston College (3/25/18)

55 CAMERON COMER • JR. • C/INF

CAREER HIGHS

AB	5	Boston College (3/16/18)
R	2	2x, last Eastern Ky. (2/24/18)
H	2	2x, last at Duke-1 (3/10/18)
HR	-	
BB	1	10x, last W&M (2/28/18)
RBI	3	Wagner (3/9/16)
SB	-	

40 JACK GERSTENMAIER • SR. • INF

CAREER HIGHS

AB	5	2x, last at Boston College (4/10/16)
H	3	2x, last at William & Mary (6/5/16)
R	3	North Carolina (4/17/16)
HR	1	William & Mary (6/3/16)
BB	2	2x, last vs. North Carolina (4/17/16)
RBI	3	William & Mary (6/3/16)
SB	1	2x last vs. Georgia Tech (5/14/16)

45 WILL ALLOCCA • SO. • C/INF

CAREER HIGHS

AB	5	MI (2/27/18)
H	1	VMI (2/27/18)
R	--	
HR	--	
BB	1	Eastern Ky. (2/25/18)
RBI	--	
SB	--	

GAME-BY-GAME LINEUPS (BY BATTING ORDER)

Opponent	1	2	3	4	5	6	7	8	9
2/16 at UCF	McCarthy	Richardson	Weber	Tappen	Knight	Eikhoff	Cody	Morris	Novak
2/17 vs Samford	McCarthy	Richardson	Weber	Tappen	Eikhoff	Knight	Cody	Comer	Novak
2/18 vs Rice	McCarthy	Richardson	Weber	Eikhoff	Knight	Tappen	Cody	Ortiz	Novak
2/20 VMI	McCarthy	Richardson	Weber	Knight	Eikhoff	Tappen	Cody	Ortiz	Novak
2/23 Eastern Kentucky	McCarthy	Tappen	Weber	Knight	Eikhoff	Cody	Richardson	Morris	Novak
2/24 Eastern Kentucky	McCarthy	Tappen	Weber	Knight	Eikhoff	Ortiz	Comer	Morris	Novak
2/25 Eastern Kentucky	McCarthy	Tappen	Weber	Knight	Eikhoff	Morris	Cody	Hlinka	Novak
2/27 VMI	McCarthy	Richardson	Weber	Knight	Tappen	Eikhoff	Cody	Morris	Allocca
2/28 William & Mary	McCarthy	Novak	Weber	Knight	Eikhoff	Cody	Morris	Tappen	Comer
3/3 Yale-1	McCarthy	Richardson	Weber	Knight	Eikhoff	Morris	Cody	Tappen	Comer
3/3 Yale-2	McCarthy	Richardson	Weber	Knight	Eikhoff	Cody	Morris	Tappen	Novak
3/4 Yale	McCarthy	Morris	Weber	Knight	Eikhoff	Cody	Papantonis	Tappen	Novak
3/6 Davidson	McCarthy	Novak	Weber	Knight	Eikhoff	Morris	Cody	Rivoli	Tappen
3/9 at Duke	Morris	Novak	Weber	Knight	Eikhoff	Cody	Tappen	Richardson	Papantonis
3/10 at Duke-1	Morris	Novak	Weber	Knight	Eikhoff	Cody	Tappen	Comer	Ortiz
3/10 at Duke 2	Morris	Novak	Weber	Knight	Eikhoff	Cody	Tappen	Comer	Ortiz
3/14 JMU	Morris	Novak	Weber	Knight	Eikhoff	Cody	Tappen	Comer	Richardson
3/16 Boston College	Morris	Novak	Weber	Knight	Eikhoff	Cody	Tappen	Comer	Ortiz
3/17 Boston College	Morris	Novak	Weber	Knight	Eikhoff	Cody	Tappen	Papantonis	Ortiz
3/18 Boston College	Morris	Novak	Weber	Knight	Eikhoff	Cody	Tappen	Comer	Ortiz
3/23 at Miami	Morris	Novak	Weber	Knight	Eikhoff	Tappen	Comer	Hlinka	Ortiz
3/24 at Miami	Morris	Novak	Weber	Knight	Eikhoff	Tappen	Cody	Rivoli	Richardson
3/25 at Miami	Morris	Novak	Weber	Knight	Eikhoff	Tappen	Cody	Weiller	Richardson

No. of lineup combinations: 20

GAME-BY-GAME LINEUPS (BY POSITION)

Opponent	C	1B	2B	SS	3B	LF	CF	RF	DH
2/16 at UCF	Knight	Eikhoff	Weber	Richardson	Novak	Cody	McCarthy	Tappen	Morris
2/17 vs Samford	Comer	Eikhoff	Weber	Richardson	Novak	Cody	McCarthy	Tappen	Knight
2/18 vs Rice	Knight	Eikhoff	Weber	Richardson	Novak	Cody	McCarthy	Tappen	Ortiz
2/20 VMI	Knight	Eikhoff	Weber	Richardson	Novak	Cody	McCarthy	Tappen	Ortiz
2/23 Eastern Kentucky	Knight	Eikhoff	Weber	Richardson	Novak	Cody	McCarthy	Tappen	Morris
2/24 Eastern Kentucky	Comer	Eikhoff	Weber	Morris	Novak	Ortiz	McCarthy	Tappen	Knight
2/25 Eastern Kentucky	Knight	Eikhoff	Weber	Morris	Novak	Cody	McCarthy	Tappen	Hlinka
2/27 VMI	Knight	Eikhoff	Weber	Morris	Richardson	Cody	McCarthy	Tappen	Allocca
2/28 William & Mary	Comer	Eikhoff	Weber	Morris	Novak	Cody	McCarthy	Tappen	Knight
3/3 Yale-1	Comer	Eikhoff	Weber	Morris	Richardson	Cody	McCarthy	Tappen	Knight
3/3 Yale-2	Knight	Eikhoff	Novak	Morris	Richardson	Cody	McCarthy	Tappen	Weber
3/4 Yale	Knight	Eikhoff	Weber	Morris	Novak	Cody	McCarthy	Tappen	Papantonis
3/6 Davidson	Knight	Eikhoff	Weber	Morris	Novak	Cody	McCarthy	Tappen	Rivoli
3/9 at Duke	Knight	Eikhoff	Weber	Morris	Novak	Cody	Richardson	Tappen	Papantonis
3/10 at Duke-1	Comer	Eikhoff	Weber	Morris	Novak	Cody	Ortiz	Tappen	Knight
3/10 at Duke 2	Comer	Eikhoff	Weber	Morris	Novak	Cody	Ortiz	Tappen	Knight
3/14 JMU	Comer	Eikhoff	Weber	Morris	Novak	Cody	Richardson	Tappen	Knight
3/16 Boston College	Comer	Eikhoff	Weber	Morris	Novak	Cody	Ortiz	Tappen	Knight
3/17 Boston College	Knight	Eikhoff	Weber	Morris	Novak	Cody	Ortiz	Tappen	Papantonis
3/18 Boston College	Comer	Eikhoff	Weber	Morris	Novak	Cody	Ortiz	Tappen	Knight
3/23 at Miami	Comer	Eikhoff	Weber	Morris	Novak	Hlinka	Ortiz	Tappen	Knight
3/24 at Miami	Knight	Eikhoff	Weber	Morris	Novak	Cody	Richardson	Tappen	Rivoli
3/25 at Miami	Knight	Eikhoff	Weber	Morris	Novak	Cody	Richardson	Tappen	Weiller

No. of defensive alignments: 18



2018 Virginia Baseball
Season Game Highs for Virginia (as of Mar 25, 2018)
(All games)



TEAM GAME HIGHS

Batting

At bats:	39	-	vs Boston College (Mar 18, 2018)
Runs scored:	13	-	vs Eastern Ky. (Feb 25, 2018)
Hits:	16	-	vs Davidson (Mar 06, 2018)
RBIs:	12	-	vs Eastern Ky. (Feb 24, 2018)
Doubles:	5	-	vs Boston College (Mar 18, 2018)
Triples:	1	-	vs Eastern Ky. (Feb 25, 2018)
	1	-	vs Boston College (Mar 16, 2018)
Home runs:	2	-	vs Davidson (Mar 06, 2018)
Total bases:	24	-	vs Davidson (Mar 06, 2018)
Walks:	8	-	vs William & Mary (Feb 28, 2018)
Strikeouts:	13	-	at Miami (FL) (Mar 24, 2018)
Sac hits:	4	-	vs William & Mary (Feb 28, 2018)
Sac flies:	3	-	vs Davidson (Mar 06, 2018)
Stolen bases:	2	-	(5 times)
Hit by pitch:	4	-	at Miami (FL) (Mar 25, 2018)
Caught stealing:	2	-	vs William & Mary (Feb 28, 2018)
Runners LOB:	15	-	vs Boston College (Mar 16, 2018)
Hit into DP:	3	-	vs Samford (Feb 17, 2018 at Orlando, Fla.)
	3	-	vs William & Mary (Feb 28, 2018)
	3	-	at Duke (Mar 10, 2018)

Fielding

Putouts:	33	-	vs William & Mary (Feb 28, 2018)
Assists:	18	-	at Miami (FL) (Mar 23, 2018)
Errors:	4	-	vs William & Mary (Feb 28, 2018)
Passed balls:	1	-	(4 times)
DPs turned:	3	-	at Miami (FL) (Mar 23, 2018)

Pitching

Innings pitched:	11.0	-	vs William & Mary (Feb 28, 2018)
Runs allowed:	11	-	vs Yale (Mar 03, 2018)
Earned runs:	11	-	vs Yale (Mar 03, 2018)
Walks allowed:	10	-	vs VMI (Feb 20, 2018)
Strikeouts:	21	-	at Duke (Mar 10, 2018)
Hits allowed:	16	-	vs Yale (Mar 03, 2018)
Doubles allowed:	3	-	vs VMI (Feb 27, 2018)
	3	-	vs James Madison (Mar 14, 2018)
Triples allowed:	2	-	at Miami (FL) (Mar 25, 2018)
Homers allowed:	3	-	vs Yale (Mar 03, 2018)
Wild pitches:	3	-	(4 times)
Hit batters:	3	-	vs Samford (Feb 17, 2018 at Orlando, Fla.)
	3	-	vs VMI (Feb 27, 2018)



2018 Virginia Baseball
Season Game Highs for Virginia (as of Mar 25, 2018)
(All games)



TEAM GAME HIGHS

Batting

At bats:	39	-	vs Boston College (Mar 18, 2018)
Runs scored:	13	-	vs Eastern Ky. (Feb 25, 2018)
Hits:	16	-	vs Davidson (Mar 06, 2018)
RBIs:	12	-	vs Eastern Ky. (Feb 24, 2018)
Doubles:	5	-	vs Boston College (Mar 18, 2018)
Triples:	1	-	vs Eastern Ky. (Feb 25, 2018)
	1	-	vs Boston College (Mar 16, 2018)
Home runs:	2	-	vs Davidson (Mar 06, 2018)
Total bases:	24	-	vs Davidson (Mar 06, 2018)
Walks:	8	-	vs William & Mary (Feb 28, 2018)
Strikeouts:	13	-	at Miami (FL) (Mar 24, 2018)
Sac hits:	4	-	vs William & Mary (Feb 28, 2018)
Sac flies:	3	-	vs Davidson (Mar 06, 2018)
Stolen bases:	2	-	(5 times)
Hit by pitch:	4	-	at Miami (FL) (Mar 25, 2018)
Caught stealing:	2	-	vs William & Mary (Feb 28, 2018)
Runners LOB:	15	-	vs Boston College (Mar 16, 2018)
Hit into DP:	3	-	vs Samford (Feb 17, 2018 at Orlando, Fla.)
	3	-	vs William & Mary (Feb 28, 2018)
	3	-	at Duke (Mar 10, 2018)

Fielding

Putouts:	33	-	vs William & Mary (Feb 28, 2018)
Assists:	18	-	at Miami (FL) (Mar 23, 2018)
Errors:	4	-	vs William & Mary (Feb 28, 2018)
Passed balls:	1	-	(4 times)
DPs turned:	3	-	at Miami (FL) (Mar 23, 2018)

Pitching

Innings pitched:	11.0	-	vs William & Mary (Feb 28, 2018)
Runs allowed:	11	-	vs Yale (Mar 03, 2018)
Earned runs:	11	-	vs Yale (Mar 03, 2018)
Walks allowed:	10	-	vs VMI (Feb 20, 2018)
Strikeouts:	21	-	at Duke (Mar 10, 2018)
Hits allowed:	16	-	vs Yale (Mar 03, 2018)
Doubles allowed:	3	-	vs VMI (Feb 27, 2018)
	3	-	vs James Madison (Mar 14, 2018)
Triples allowed:	2	-	at Miami (FL) (Mar 25, 2018)
Homers allowed:	3	-	vs Yale (Mar 03, 2018)
Wild pitches:	3	-	(4 times)
Hit batters:	3	-	vs Samford (Feb 17, 2018 at Orlando, Fla.)
	3	-	vs VMI (Feb 27, 2018)

