



VIRGINIA

2015-16 VIRGINIA CAVALIER WOMEN'S BASKETBALL GAME NOTES

2015-16 Schedule/Results

Nov. 13	at Middle Tennessee	W, 70-66
Nov. 16	NORFOLK STATE	W, 86-50
Nov. 19	at Auburn ^{SEC}	W, 69-52
Nov. 22	LONGWOOD	W, 81-46
Nov. 26	vs. Green Bay [^]	1 p.m.
Nov. 27	vs. Rutgers [^]	3:15 p.m.
Nov. 28	vs. Tulane [^]	1 p.m.
Dec. 02	IOWA	7 p.m.
Dec. 05	NJIT	7 p.m.
Dec. 08	BOWLING GREEN	11 a.m.
Dec. 18	CHARLESTON SOUTHERN	7 p.m.
Dec. 21	at Ohio State	7 p.m.
Dec. 28	Richmond vs. Lafayette%	4:30 p.m.
Dec. 28	COPPIN STATE%	7 p.m.
Dec. 29	Coppin State vs. Lafayette%	4:30 p.m.
Dec. 29	RICHMOND%	7 p.m.
Jan. 03	MIAMI* ^{RSN}	1 p.m.
Jan. 07	NOTRE DAME*	7 p.m.
Jan. 10	at Wake Forest*	2 p.m.
Jan. 14	LOUISVILLE*	7 p.m.
Jan. 17	at Georgia Tech* ^{ESPN3}	2 p.m.
Jan. 21	at Florida State*	7 p.m.
Jan. 24	PITTSBURGH* ^{RSN}	1 p.m.
Jan. 27	at NC State*	7:30 p.m.
Feb. 4	at Duke* ^{ESPN3}	7 p.m.
Feb. 7	VIRGINIA TECH*	2 p.m.
Feb. 11	SYRACUSE* ^{RSN}	7 p.m.
Feb. 14	at Boston College* ^{RSN}	5 p.m.
Feb. 18	at Louisville* ^{ESPN3}	7 p.m.
Feb. 21	CLEMSON* ^{RSN}	1 p.m.
Feb. 25	NORTH CAROLINA* ^{RSN}	7 p.m.
Feb. 28	at Virginia Tech	2 p.m.

* ACC game

[^] Paradise Jam (U.S. Virgin Islands)

% Cavalier Classic Tournament

[RSN] - ACC Regional Sports Networks

[ESPN3] - streamed online on ESPN.go.com/
watchespn

[SEC] - SEC Network

All Times Eastern

Rankings are Associated Press

Paradise Jam Tournament

University of the Virgin Islands • St. Thomas, U.S.V.I



Virginia Cavaliers (3-0, 0-0 ACC)

Green Bay Phoenix (2-0, 0-0 Horizon)

Rutgers Scarlet Knights (2-2, 0-0 Big Ten)

Tulane Green Wave (3-1, 0-0 AAC)



Radio: WINA 1070-AM: John Freeman

TV: none

The Virginia women's basketball team (4-0, 0-0 ACC) heads to the U.S. Virgin Islands to compete at the Paradise Jam Tournament, playing three games in three days from Thursday, Nov. 26 through Saturday, Nov. 28 in the Island Division bracket.

The Cavaliers open the tournament by taking on Green Bay (2-0) on Thanksgiving Day, followed by Rutgers (2-2) on Friday and finishing with Tulane (3-1) on Saturday.

Virginia is 4-0 for the fourth time in head coach Joanne Boyle's five seasons at the helm. UVA began the 2011-12, 2012-13 and 2014-15 campaigns with four-straight wins. A win on Thursday would give the Cavaliers their first 5-0 start during Boyle's tenure.

Virginia is coming off an 81-46 victory over Longwood on Sunday afternoon.

Virginia grabbed 51 rebounds in the Longwood game, the first 50+ rebound game for the Cavaliers since grabbing 51 in the 2014 season-opener against Ohio State. Virginia has had a very balanced approach to rebounding this season with six players grabbing five or more rebounds against Longwood. In all four games this season, every Cavalier who played at least five minutes had at least one rebound with every player who was eligible to play grabbing at least one in the Norfolk State game. The Cavalier guards have been crashing the boards this season with senior guard Faith Randolph (Derwood, Md.) tied for the team lead, averaging 6.5 rebounds per game. Against Longwood, Randolph tied her career high with eight rebounds while sophomore guard Aliyah Huland El (Randolph, N.J.) set a new career high with seven.

The Virginia guards have a combined 79 rebounds this season while the posts have 68. Last season, the posts grabbed 66.5 percent of all of the non-team rebounds while the guards had 33.5 percent.

In addition to her seven rebounds, Huland El also contributed a team-best 20 points against the Lancers, her second-straight 20-point game. After scoring 50 points last week, Huland El now leads the team in scoring, averaging 15.0 points per game.

Projected Starting Lineup

G	1	Mikayla Venson	So.	11.5 ppg	2.5 rpg	9 assts/12 steals
• ACC All-Freshman team; Second in the ACC in 3pt shooting percentage last season (40.3)						
G	12	Breyana Mason	Jr.	10.3 ppg	3.0 rpg	8 assts/8 steals
• ACC All-Academic Team; fourth in the ACC in assist-to-turnover ratio 1.8 last yr						
G	20	Faith Randolph	Sr.	13.5 ppg	6.5 rpg	11 assts/4 steals
• Preseason All-ACC; 2nd team All-ACC last year; 17 pts vs Norfolk St in 17 minutes						
F	21	Lauren Moses	So.	9.8 ppg	6.5 reb	6 assts/11 steals
• Started 29 of 30 games last season						
F	44	Sydney Umeri	Jr.	0.5 pts	4.0 reb	4 assts/5 steals
• At Middle Tennessee, made first start since Jan. 5, 2014 (Pitt)						

QUICK FACTS
THE UNIVERSITY OF VIRGINIA

Name.....The University of Virginia
 Founded.....by Thomas Jefferson in 1819
 Nicknames.....Cavaliers, Wahoes, 'Hoos
 Location.....Charlottesville, Va.
 Enrollment.....21,238 (14,898 undergraduate)
 President.....Teresa A. Sullivan (Michigan State '70)
 Athletics Director.....Craig Littlepage (Pennsylvania '73)
 Conference.....Atlantic Coast Conference (ACC)
 Colors.....Orange and Blue
 Official Athletics Websites.....VirginiaSports.com
VirginiaSportsTV.com
 University Website.....virginia.edu

WOMEN'S BASKETBALL INFORMATION

First Season of Basketball.....1973-74
 All-Time Record.....857-411 (43rd year)*
 All-Time Home Record.....420-188*
 John Paul Jones Arena.....119-38 (10th season)*
 University Hall.....302-149
 All-Time ACC Record.....337-194 (36 years)*
 Home Facility.....John Paul Jones Arena (14,593)
 Press Row Phone Number.....434-962-0579
 NCAA Tournament Appearances/Last.....24/2010
 NCAA Tournament Record.....33-24
 WNIT Tournament Appearances/Last.....5/2012
 WNIT Tournament Record.....11-6
 2014-15 Record.....17-14
 ACC Record/Finish.....7-9/9th
 Letterwinners Returning/Lost.....7/3
 Starters Returning/Lost.....4/1
 Newcomers.....4

COACHING & SUPPORT STAFF

Head Coach.....Joanne Boyle
 Career Record.....280-149*
 Virginia Record.....76-56*
 Associate Head Coach.....Kim McNeill
 Assistant Coach.....La'Keshia Frett Meredith
 Assistant Coach.....Cory McNeill
 Asst AD WBB Operations.....Sarah Holsinger
 Assistant Director of Operations.....Hadley Zeavin
 Video Coordinator.....James Rogol
 Athletic Trainer.....Shannon Soares
 Strength & Conditioning.....Robb Hornett
 Equipment Manager.....Matt Althoff

*records through games of 11/23/15

INTERVIEW POLICY

All interview requests for Virginia women's basketball must be made through Melissa Dudek in the Virginia Athletics Media Relations Office. Players' individual phone numbers will not be given to the media at any time. Game day interviews will not be granted until the postgame press conference opportunity. Please give a minimum of 24 hours notice for all interview requests.

HOOS HOT

- Aliyah Huland El has finished with double-digit points in all four games this season, including back-to-back 20-point performances in the last two games
- Huland El's previous career high was 14 points, scored last season against Florida State
- Huland El had six games last season in which she scored in double digits
- Breyana Mason is shooting 60.6 percent from the field (20-of-33), currently ranking fourth in the ACC. Mason was 7-of-11 against Longwood
- Faith Randolph is shooting 51.4 percent (19-of-37) and 41.7 percent from three-point range (5-of-12)
- Randolph is averaging 3.6 assists per game in the last three games
- Randolph tied a career high with eight rebounds against Longwood and is averaging 7.0 rpg in the last three games
- Lauren Moses is averaging 9.8 points per game this year after averaging 6.1 points per game last year
- Moses is 11-of-12 from the free throw line (91.7 percent)
- Mikayla Venson scored 12 points against Longwood, her 11th-consecutive double-digit scoring effort.
- Venson is averaging 11.5 points per game this year.

BENCH POINTS

- Virginia's non-starters are averaging 31.0 points per game
- Last season, the UVA benched averaged 11.1 points per game

USA TODAY COACHES POLL

- Virginia is receiving votes in the USA Today Coaches Poll

DEBUTS

- Three players made their Cavalier debuts in the season-opener at Middle Tennessee
- Freshman forward Moné Jones played 24 minutes, scoring six points with five rebounds
- Freshman center Debra Ferguson made her first career layup eight seconds after checking into the game for the first time
- Redshirt sophomore J'Kyra Brown scored 10 points, all in the third quarter
- Emily Battle made her debut against Norfolk State, scoring two points and grabbing a rebound in two minutes on the court

PRESEASON ALL-ACC

- Senior guard Faith Randolph was named to the 10-player Blue Ribbon Panel and the ACC Head Coaches' Preseason All-ACC
- Randolph ranked sixth in the conference in scoring at 16.4 points per game. Randolph tallied 11 20-point games last season en route to scoring her 1,000th career point during the 2015 ACC Tournament.
- Randolph was first on the team in steals (1.4 per game), third in rebounds (3.9), and third in assists (2.2). Among ACC players, she ranked first in free-throw percentage (90.7).
- Randolph was the 2014 ACC Sixth Player of the Year and a 2015 All-ACC Second Team honoree.
- Ataira Franklin was the last Cavalier to earn conference pre-season accolades, earning them both her junior and senior seasons (2012 and 2013).

CAVALIERS EIGHTH IN ACC PRESEASON POLL

- For the second time in the last three seasons, Virginia was picked to finish eighth in the preseason ACC polls.
- Last season, Virginia was tabbed to finish 10th in prognostications, going on to finish ninth with eight ACC teams making the NCAA Tournament. Virginia earned the conference's automatic qualifier into the WNIT.

SIGNING DAY

- Head coach Joanne Boyle signed two five-star recruits and added a third with high-level international experience
- Jocelyn Willoughby is ranked the No. 8 wing in her class and No. 47 player overall by ESPN-W and No. 5 at her position and No. 28 overall by Prospects Nation. Willoughby is a standout at Newark Academy. She became the first player at her school to score 1,000 career points, doing so in her sophomore season. As a freshman and sophomore, she helped lead Newark to two-straight seasons with 21-or-more wins and back-to-back Prep B girls' basketball state titles.
- Dominique Toussaint, a 5-9 guard from Staten Island, N.Y., averaged 21.5 points, 6.4 rebounds and 3.2 assists per game as a junior. She was named the 2015 Queens Player of the Year, CHSAA Sportsmanship Player of the Year and earned First Team honors after helping lead Christ the King to the CHSAA Class AA State Semi-Final as a junior. Toussaint also earned Tri-State Second Team and NYS All-Tournament Team honors as she was a member of the team that won the NYC High School Championship and finished second in the New York State Federation Champion in 2014-15. She is ESPN-W's No. 48 overall recruit and No. 12 at her position and ranked at No. 25 by Prospect Nation in the 2016 class.
- Lisa Jablonowski, a 6-3 forward from Luxembourg, brings international experience as she has competed in 46 games in international tournaments. In 2015, Jablonowski averaged 14.6 points per game, 8.6 rebounds per game and 3.4 assists per game in the U18 European Championship. She received the Best Sportswoman, the most prestigious award in Luxembourg, for her performance in the 2014-15 season. A three-time MVP of the U16 and U18 divisions, she helped her team win the Luxembourg Cup in 2014 and guided them to second place finishes in the U14, U16 and U18 championships.

**BLUE RIBBON PANEL
PRESEASON
ALL-CONFERENCE HONORS****ACC Preseason Poll**

1. Notre Dame - 753 points (41)
2. Florida State - 695 (8)
3. Louisville - 649 (2)
4. Duke - 638
5. Syracuse - 544
6. Miami - 477
7. North Carolina - 435
8. Virginia - 364
9. NC State - 336
10. Pitt - 329
11. Georgia Tech - 328
12. Boston College - 204
13. Virginia Tech - 148
14. Wake Forest - 139
15. Clemson - 81

Preseason All-ACC Team

Rebecca Greenwell, R-So., G, Duke
Azura Stevens, So., F/G, Duke
Adut Bulgak, Sr., C, Florida State
Leticia Romero, Jr., G, Florida State
Mariya Moore, So., G, Louisville
Adrienne Motley, Jr., G, Miami
Lindsay Allen, Jr., G, Notre Dame
Brianna Turner, So., F, Notre Dame
Alexis Peterson, Jr., G, Syracuse
Faith Randolph, Sr., G, Virginia

Preseason ACC Player of the Year

Brianna Turner, So., F, Notre Dame

ACC Newcomer Watch List

Angela Salvadores, Fr, G, Duke
Asia Durr, Fr, G, Louisville
Destinee Walker, Fr., G, North Carolina
Marina Mabrey, Fr., G, Notre Dame
Arike Ogunbowale, Fr., G, Notre Dame

2015-16 Women's Basketball Game Pro-motions/Theme Games

Wednesday, December 2 vs. Iowa - Holiday Sweater Night

Prizes will be randomly awarded to fans dressed in holiday sweaters.

Tuesday, December 8 vs. Bowling Green - Field Trip Day - 11 a.m. tip time

Local elementary and middle schools will be in attendance. In-game contests will focus on health and wellness and pursuit of higher education. Each student will receive an activity booklet

Sunday, January 3 vs. Miami - Camper Reunion

Campers Take Over JPJ! All campers, family, and friends can purchase tickets for \$4 each. Tickets must be purchased online and in advance of the game. The first 1,000 fans will receive an orange glow stick and a special edition 2015-16 women's basketball poster! Cavman's New Year Party- Pre-game activities include inflatable, face painting, poster coloring, 2016 sun-glass decorating, and photos with Cavman.

Thursday, January 7 vs. Notre Dame - Throwback Thursday: '80s Night

Prizes will be randomly awarded to fans dressed in 80's costumes.

Thursday, January 14 vs. Louisville - Throwback Thursday: '70s Night

Prizes will be randomly awarded to fans dressed in 70's costumes.

Sunday, January 24 vs. Pitt - National Girls and Women in Sports Day

Pre-game youth sports festival featuring Virginia student-athletes.

Thursday, February 11 vs. Syracuse - Throwback Thursday: '90s Night

Prizes will be randomly awarded to fans dressed in 90's costumes.

Sunday, February 21 vs. Clemson - Play4Kay Day

The first 1,500 fans will receive a pink rally towel. Fans are encouraged to wear pink.

PARADISE JAM

- The Cavaliers will be spending Thanksgiving week competing at the Paradise Jam Tournament in U. S. Virgin Islands on the island of St. Thomas
- Virginia will be competing in the Island Division, taking on Green Bay, Rutgers and Tulane on three-straight days, Thursday-Saturday (Nov. 26-28)
- Maryland, Old Dominion, Pitt and South Dakota State will be competing the same days in the Reef Division of the tournament

Virginia at the Paradise Jam

2005-06

N	25	vs. Alabama	W	69-48
N	26	vs. #12 Minnesota	L	69-64

2010-11

N	25	vs. #17 Iowa State	L	66-48
N	26	vs. #10 West Virginia	L	57-43
N	27	vs. #21 TCU	W	59-55



VIRGINIA VS PARADISE JAM TEAMS

- Virginia is 0-1 against Green Bay, falling 69-67 in the first round of the 2010 NCAA Tournament, playing in Ames, Iowa
- Virginia leads the all-time series against Rutgers, 5-3
- The two have not played since Dec. 6, 2002 when Virginia won 68-64 in Charlottesville
- Rutgers and Virginia played one another in a 1988 Sweet-16 game in Norfolk, Va. with UVA winning 89-75
- Virginia is 0-2 against Tulane.
- The two teams last met in 2013 in the opening game of the Florida Gulf Coast tournament (Dec. 20) which Virginia lost, 79-72 in overtime
- The Cavaliers trailed by 20 points in the first half, coming back to tie the game with 17:07 left in regulation. After trailing by eight with 6:14 remaining, the Cavaliers again came back, holding a one-point lead, 65-64, with 19 seconds remaining. Tulane hit a free throw with 6.1 seconds remaining to tie the game.
- Tulane scored the first six points of the overtime period, outscoring the Cavaliers 14-7 in the extra five minutes.

ROAD WIN VS THE SEC

- A big first-quarter Faith Randolph, a double-digit second quarter by Mikayla Venson and a career-high 20 points from sophomore Aliyah Huland El helped the Cavaliers earn a 69-52 road victory at Auburn.
- Randolph finished the game with 15 points, with eight of those coming in the first quarter. Venson scored 14 points, including 10 in the second quarter. Huland El came off the bench to make 6-of-15 attempts from the field and 7-of-8 from the free throw line to tally her career-high 20 points.
- The Tigers had a 43-39 edge in rebounding. Virginia shot 44.8 percent in the first half (13-of-29) but only made 9-of-34 (26.5 percent) in the final two quarters to shoot 34.9 percent for the game. Auburn shot 34.4 percent.

BALANCED SCORING IN 1ST TWO GAMES

- Virginia has had a very balanced approach to both scoring and rebounding in its first two games.
- Six Cavaliers averaged 10 or more points a game through the first two contests.
- In the 86-50 victory over Norfolk State, seven Cavaliers finished the game in double-digits, the first time in program history that seven players reached that benchmark in a single game.
- In the opening 70-66 win at Middle Tennessee, five Cavaliers finished in double figures, a feat that the team accomplished just three times last season.
- The Virginia bench is averaged 32.5 points per game. Last year, the non-starters contributed 11.1 points per game.

AP Top-25

Week 3 - November 23, 2015

RK	TEAM	RECORD	PTS
1	Connecticut (32)	1-0	800
2	South Carolina	4-0	759
3	Notre Dame	3-0	722
4	Tennessee	3-0	702
5	Baylor	4-0	685
6	Maryland	3-0	609
7	Oregon State	3-0	585
8	Texas	3-0	527
8	Mississippi State	2-0	527
10	Texas A&M	4-0	520
11	Ohio State	2-2	452
12	Kentucky	4-0	439
13	Stanford	3-0	433
14	Florida State	2-1	378
15	Duke	3-1	341
16	Arizona State	1-1	268
16	California	4-0	268
18	South Florida	2-1	257
19	Northwestern	3-0	251
20	Michigan State	3-0	164
21	Oklahoma	3-1	114
22	Louisville	0-2	108
23	Syracuse	1-1	103
24	George Washington	2-1	83
25	Iowa	4-0	74

Others receiving votes: DePaul 58, UCLA 41, Princeton 11, Dayton 11, Arkansas 8, Nebraska 8, Oklahoma State 7, Florida 6, Missouri 5, Oregon 5, NC State 4, Western Kentucky 4, Penn State 3, Washington 1, Miami (FL) 1

USA TODAY COACHES' POLL

Week 3 - November 24, 2015

	TEAM	PTS
1	Connecticut (32)	800
2	South Carolina	757
3	Notre Dame	733
4	Baylor	694
5	Tennessee	659
6	Maryland	655
7	Oregon State	590
8	Texas	571
9	Texas A&M	531
10	Mississippi State	498
11	Kentucky	460
12	Duke	386
13	Florida State	367
14	Ohio State	347
15	California	293
16	Stanford	287
17	South Florida	282
18	Arizona State	231
19	Northwestern	229
20	DePaul	198
21	Iowa	147
22	Michigan State	121
23	George Washington	108
24	Oklahoma	89
25	Seton Hall	80

Others receiving votes: Louisville 58, Dayton 50, UCLA 31, Syracuse 29, Nebraska 29, Miami (FL) 17, Princeton 12, **Virginia 9**, Washington 7, NC State 7, Oregon 6, St John's 6, Penn State 4, Villanova 4, Gonzaga 4, Albany 4, Chattanooga 3, Army 2, Tulane 2, Arkansas State 1, Western Kentucky 1, East Carolina 1

Dropped from rankings: Louisville 16, Princeton 24

NUMERICAL

NO.	NAME	POS.	HT.	CLASS	HOMETOWN / PREVIOUS SCHOOL
00	Debra Ferguson	Forward	6-4	FR	Madison Heights, Va./Amherst County
1	Mikayla Venson	Guard	5-7	SO	Arlington, Va./Yorktown
2	Jae'Lisa Allen	Forward	6-2	SO	Pine Bluff, Ark./White Hall
10	J'Kyra Brown	Guard	5-11	R-SO	Rocky Mount, N.C./Rocky Mount HS/East Carolina
12	Breyana Mason	Guard	5-8	JR	Woodbridge, Va./Forest Park
13	Emily Battle	Forward	6-1	Fr.	Charlottesville, Va./St. Anne's-Belfield
20	Faith Randolph	Guard	5-10	SR	Derwood, Md./Our Lady of Good Counsel
21	Lauren Moses	Forward	6-2	SO	Mount Holly, N.J./Rancocas
23	Aliyah Huland El	Guard	6-1	SO	Randolph, N.J./Randolph
32	Moné Jones	Forward	6-3	FR	Durham, N.C./Riverside
35	Shakyna Payne	Forward	6-3	FR	Acworth, Ga./Southwest Atlanta Christian Academy
44	Sydney Umeri	Forward	6-1	JR	Acworth, Ga./The Lovett School

ALPHABETICAL

NO.	NAME	POS.	HT.	CLASS	HOMETOWN / PREVIOUS SCHOOL
2	Jae'Lisa Allen	Forward	6-2	SO	Pine Bluff, Ark./White Hall
13	Emily Battle	Forward	6-1	Fr.	Charlottesville, Va./St. Anne's-Belfield
10	J'Kyra Brown	Guard	5-11	R-SO	Rocky Mount, N.C./Rocky Mount HS/ East Carolina
00	Debra Ferguson	Forward	6-4	FR	Madison Heights, Va./Amherst County
23	Aliyah Huland El	Guard	6-1	SO	Randolph, N.J./Randolph
32	Moné Jones	Forward	6-3	FR	Durham, N.C./Riverside
12	Breyana Mason	Guard	5-8	JR	Woodbridge, Va./Forest Park
21	Lauren Moses	Forward	6-2	SO	Mount Holly, N.J./Rancocas
35	Shakyna Payne	Forward	6-3	FR	Acworth, Ga./Southwest Atlanta Christian Academy
20	Faith Randolph	Guard	5-10	SR	Derwood, Md./Our Lady of Good Counsel
44	Sydney Umeri	Forward	6-1	JR	Acworth, Ga./The Lovett School
1	Mikayla Venson	Guard	5-7	SO	Arlington, Va./Yorktown

HEAD COACH: Joanne Boyle (Duke '85), 5th Year at Virginia

ASSOCIATE HEAD COACH: Kim McNeill (Richmond '00), 5th Year at Virginia

ASSISTANT COACH: La'Keshia Frett Meredith (Georgia '97), 3rd year at Virginia

ASSISTANT COACH: Cory McNeill (Morgan State '02), 5th Year at Virginia

PRONUNCIATION GUIDE

Jae'Lisa Allen	JAY-lisa
J'Kyra Brown	Juh-KYE-rah
Aliyah Huland El	ahh-LEE-uh HOO-land-ELLE
Shakyna Payne	shuh-KYE-nuh
Sydney Umeri	EWV-merry
La'Keshia Frett Meredith	Lah-KEE-shah

JAE'LISA ALLEN #2

Sophomore • Forward • 6-2 • Pine Bluff, Ark. • White Hall



2015-16

- Played seven minutes against Norfolk State
- Played three minutes against Longwood (11/22)

2014-15

- Appeared in four games
- Made her collegiate debut against Radford (11/16), playing the final four minutes of the game
- Scored her first collegiate points in the final 30 seconds of the Delaware State game, giving the Cavaliers the basket that pushed them to the century mark

HIGH SCHOOL

- 2011-14 All-Conference
- 2014 All-State
- 2014 Full Court Award
- 2012 and 2013 All-Tournament honoree at the Music City Madness tournament
- 2014 McDonald's All-America nominee

2015-16 GAME-BY-GAME:

Opponent	GS	FG-FGA	3FG-3FGA	FT-FTA	Off-Def	Total Reb	PF	Points	A	TO	Blk	Stl	Min
Mid Tenn		DNP											
NORFOLK ST		0-2	0-0	0-0	1-0	1	2	0	0	1	0	0	7
Auburn		DNP											
LONGWOOD		0-1	0-0	0-0	0-0	0	1	0	0	0	0	0	3
Wisc GB													
Rutgers													
Tulane													
IOWA													
NJIT													
BOWLING GR													
CHAR SOUTH													
Ohio State													
COPPIN													
RICHMOND													
MIAMI													
NOTRE DAME													
Wake													
LOUISVILLE													
G Tech													
at FSU													
PITT													
NC State													
Duke													
VT													
SYRACUSE													
at BC													
Louisville													
CLEMSON													
UNC													
VTech													

SINGLE GAME BESTS

POINTS

Season:

Career: 2

REBOUNDS

Season: 1

Career: 1

FG MADE

Season:

Career: 1

FG ATTEMPTS

Season: 2

Career:

3 PT FG MADE

Season:

Career:

3 PT FG ATTEMPTS

Season:

Career:

FT MADE

Season:

Career:

FT ATTEMPTS

Season:

Career:

ASSISTS

Season:

Career:

BLOCKS

Season:

Career:

STEALS

Season:

Career:

VIRGINIA CAREER STATISTICS

Year	G-GS	Min/Avg	FG-FGA	Pct.	3FG-A	Pct.	FT-FTA	Pct.	O-D	T	Avg.	Pf-DQ	Ast	TO	Blk	St	Pts	Avg
2014-15	4-0	13/3.3	1-3	.333	0-0	.000	0-0	.000	0-2	2	0.5	3-0	0	0	0	0	2	0.5
2015-16	2-0	10/5.0	0-3	.000	0-0	.000	0-0	.000	1-0	1	0.5	3-0	0	1	0	0	0	0.0
TOTAL	6-0	23/3.8	1-6	.167	0-0	.000	0-0	.000	1-2	3	0.5	6-0	0	1	0	0	2	0.3

EMILY BATTLE

#13



Freshman • Forward • 6-1 • Charlottesville, Va • St. Anne's-Belfield

2015-16

- Made her collegiate debut against Norfolk State, scoring two points with a rebound

HIGH SCHOOL

- Earned All-Academic Team honors at the Flint Hill Tournament and the St. Anne's-Belfield Tip-off Tournament
- ACAC/Women's Sports Academic Scholarship
- 2015 St. Anne's-Belfield Coach's Award
- Averaged 5.4 points, 6.1 rebounds, and 1.5 blocks per game her senior season

PERSONAL

- Daughter of Martha and Robert Battle

2015-16 GAME-BY-GAME:

Opponent	GS	FG-FGA	3FG-3FGA	FT-FTA	Off-Def	Total Reb	PF	Points	A	TO	Blk	Stl	Min
Mid Tenn		DNP											
NORFOLK ST		1-1	0-0	0-0	0-1	1	0	2	0	0	0	0	2
Auburn		DNP											
LONGWOOD		0-0	0-0	0-0	0-0	0	0	0	0	0	0	0	1
Wisc GB													
Rutgers													
Tulane													
IOWA													
NJIT													
BOWLING GR													
CHAR SOUTH													
Ohio State													
COPPIN													
RICHMOND													
MIAMI													
NOTRE DAME													
Wake													
LOUISVILLE													
G Tech													
at FSU													
PITT													
NC State													
Duke													
VT													
SYRACUSE													
at BC													
Louisville													
CLEMSON													
UNC													
VTech													

SINGLE GAME BESTS

POINTS

Season: 2

Career:

REBOUNDS

Season: 1

Career:

FG MADE

Season: 1

Career:

FG ATTEMPTS

Season: 1

Career:

3 PT FG MADE

Season:

Career:

3 PT FG ATTEMPTS

Season:

Career:

FT MADE

Season:

Career:

FT ATTEMPTS

Season:

Career:

ASSISTS

Season:

Career:

BLOCKS

Season:

Career:

STEALS

Season:

Career:

VIRGINIA CAREER STATISTICS

Year	G-GS	Min/Avg	FG-FGA	Pct.	3FG-A	Pct.	FT-FTA	Pct.	O-D	T	Avg.	Pf-DQ	Ast	TO	Blk	St	Pts	Avg
2015-16	2-0	3/1.5	1-1	1.000	0-0	.000	0-0	.000	0-1	1	0.5	0-0	0	0	0	0	2	1.0

J'KYRA BROWN

#10

RS Sophomore • Guard • 5-11 • Rocky Mount, N.C. • Rocky Mount HS



2015-16

- Scored 10 points, all in the third quarter, in her Cavalier debut at MT (11/13)
- Started Cavalier career with back-to-back 10-point games, scoring 11 in 21 minutes against Norfolk State

2014-15

- Sat out the season under NCAA rules after transferring from East Carolina

2013-14 AT EAST CAROLINA

- Averaged 5.9 points per game while twice earning Conference USA Freshman of the Week honors
- Scored a season-high 29 points against Louisiana Tech, going 11-of-14 from the field and 6-of-8 from three-point range against the Lady Techsters

HIGH SCHOOL

- Averaged 25.5 ppg, 6.1 rpg, 3.4 spg, 2.4 apg & 1.2 bpg
- 2013 NCBCA Female Basketball POY, NC AP POY, All-District POY, Rocky Mount Female Athlete POY
- Three-time Big East POY, Rocky Mount Telegram All-Area POY
- Rocky Mount's All-Time Female Leading Scorer
- Three-time NC AP All-State First Team
- Two-time All-District First Team
- NC Prep All-State First Team
- NCHSAA Sectional MVP, All-Regional 1st Team
- Also lettered three years in track, earning MVP honors in 2013 and was the NCHSAA State Runner-up in discus

2015-16 GAME-BY-GAME:

Opponent	GS	FG-FGA	3FG-3FGA	FT-FTA	Off-Def	Total Reb	PF	Points	A	TO	Blk	Stl	Min
Mid Tenn St		3-7	2-3	2-4	0-4	4	3	10	1	4	1	0	17
NORFOLK ST		4-6	1-2	2-2	0-2	2	3	11	3	3	0	0	21
Auburn		0-2	0-1	4-4	1-2	3	0	4	2	0	0	0	13
LONGWOOD		2-10	0-5	0-0	1-4	5	0	4	2	1	0	0	17
Wisc GB													
Rutgers													
Tulane													
IOWA													
NJIT													
BOWLING GR													
CHAR SOUTH													
Ohio State													
COPPIN													
RICHMOND													
MIAMI													
NOTRE DAME													
Wake													
LOUISVILLE													
G Tech													
at FSU													
PITT													
NC State													
Duke													
VT													
SYRACUSE													
at BC													
Louisville													
CLEMSON													
UNC													
VTech													

SINGLE GAME BESTS

POINTS

Season: 11 vs. Norfolk State (11/16)

Career:

REBOUNDS

Season: 5 vs Longwood (11/22)

Career:

FG MADE

Season: 3

Career:

FG ATTEMPTS

Season: 10 vs Longwood (11/22)

Career:

3 PT FG MADE

Season: 2

Career:

3 PT FG ATTEMPTS

Season: 3

Career:

FT MADE

Season: 2

Career:

FT ATTEMPTS

Season: 4

Career:

FT EFFICIENCY

Season: 4-4

Career:

ASSISTS

Season: 3

Career:

BLOCKS

Season:

Career:

STEALS

Season:

Career:

VIRGINIA CAREER STATISTICS

Year	G-GS	Min/Avg	FG-FGA	Pct.	3FG-A	Pct.	FT-FTA	Pct.	O-D	T	Avg.	Pf-DQ	Ast	TO	Blk	St	Pts	Avg
2015-16	4-0	68/17.0	9-25	.360	3-11	.273	8-10	.800	2-12	14	3.5	6-0	8	8	1	0	29	7.3

DEBRA FERGUSON

#00



Freshman • Forward • 6-4 • Madison Heights, Va • Amherst County

2015-16

- Made her collegiate debut in the 3rd Q at Middle Tenn (11/13), making a layup eight seconds after checking in

HIGH SCHOOL

- Two-time First-Team All-Conference 23 honoree at Amherst County
- 1st-Team-All-Seminole District honors after twice being named 2nd team
- As team captain her senior season, averaged 13.9 points, 8.6 reb and 2.0 blocks
- Her AAU team, the NC Spartans, won 2014 AAU National Championship in Orlando, FL.

PERSONAL

- Father is Charles Ferguson
- Mother and step-father are Rachel and James Richardson
- Older brother, Cordaro Ellis, played one year of basketball at Eastern Kentucky before transferring to Pikeville University where he was part of its 2011 NAIA I National Championship team
- Graduated with honors in the top-25 of her class at Amherst County HS
- Volunteered over 50 hours at The Daily Bread soup kitchen
- Undeclared major

2015-16 GAME-BY-GAME:

Opponent	GS	FG-FGA	3FG-3FGA	FT-FTA	Off-Def	Total Reb	PF	Points	A	TO	Blk	Stl	Min
Mid Tenn		1-1	0-0	0-0	0-0	0	0	2	0	0	0	0	4
NORFOLK ST		1-3	0-0	2-2	0-3	3	2	4	0	1	1	0	10
Auburn		DNP											
LONGWOOD		1-2	0-0	0-0	1-0	1	4	2	0	1	1	0	11
Wisc GB													
Rutgers													
Tulane													
IOWA													
NJIT													
BOWLING GR													
CHAR SOUTH													
Ohio State													
COPPIN													
RICHMOND													
MIAMI													
NOTRE DAME													
Wake													
LOUISVILLE													
G Tech													
at FSU													
PITT													
NC State													
Duke													
VT													
SYRACUSE													
at BC													
Louisville													
CLEMSON													
UNC													
VTech													

SINGLE GAME BESTS

POINTS

Season: 4

Career:

REBOUNDS

Season: 3

Career:

FG MADE

Season: 1

Career:

FG ATTEMPTS

Season: 3

Career:

3 PT FG MADE

Season:

Career:

3 PT FG ATTEMPTS

Season:

Career:

FT MADE

Season: 2

Career:

FT ATTEMPTS

Season: 2

Career:

ASSISTS

Season:

Career:

BLOCKS

Season: 1

Career:

STEALS

Season:

Career:

VIRGINIA CAREER STATISTICS

Year	G-GS	Min/Avg	FG-FGA	Pct.	3FG-A	Pct.	FT-FTA	Pct.	O-D	T	Avg.	Pf-DQ	Ast	TO	Blk	St	Pts	Avg
2015-16	3-0	25/8.3	3-6	.500	0-0	.000	2-2	1.000	1-3	4	1.3	6-0	0	2	2	0	8	2.7

ALIYAH HULAND EL #23

Sophomore • Guard • 6-1 • Randolph, N.J. • Randolph High



2015-16 SEASON

- Opened the season with back-to-back 10-point performances
- Scored a career-high 20 points at Auburn (Nov. 19) followed by a 20-point performance vs. Longwood (11/22)
- Also grabbed a career-high seven rebounds vs Longwood

2014-15 SEASON

- Played in all 31 games with one start
- Made her collegiate debut against Ohio State, scoring five points with an assist and two blocked shots in 13 minutes
- Went 2-of-3 from three-point range, scoring 8 pts against FIU
- Had back-to-back double-digit scoring games against DSU (10) Longwood (11)
- Had her first/only career start against FSU, scoring a season-high 14 points
- Scored 12 points on 5-of-7 shooting at North Carolina

HIGH SCHOOL

- Morris County's all-time leading scorer with 2,286 points and a 21.2 ppg
- Also holds Randolph High career records for rebounds (900), assists (450) and blocks (225)
- In her senior season, led the state in scoring with 810 points
- 3x MVP for the track team, holding the school record in the triple jump
- Played volleyball 3 yrs, breaking the school record for career kills with 542

2015-16 GAME-BY-GAME:

Opponent	GS	FG-FGA	3FG-3FGA	FT-FTA	Off-Def	Total Reb	PF	Points	A	TO	Blk	Stl	Min
Mid Tenn		3-8	0-2	4-6	3-0	3	3	10	2	1	1	2	20
NORFOLK ST		4-10	0-3	2-3	1-1	2	3	10	2	2	3	3	25
Auburn		6-15	1-8	7-8	2-3	5	4	20	2	4	1	3	31
LONGWOOD		9-14	2-5	0-0	3-4	7	0	20	2	1	1	2	28
Wisc GB													
Rutgers													
Tulane													
IOWA													
NJIT													
BOWLING GR													
CHAR SOUTH													
Ohio State													
COPPIN													
RICHMOND													
MIAMI													
NOTRE DAME													
Wake													
LOUISVILLE													
G Tech													
at FSU													
PITT													
NC State													
Duke													
VT													
SYRACUSE													
at BC													
Louisville													
CLEMSON													
UNC													
VTech													

SINGLE GAME BESTS

POINTS

Season: 20 (2x) last vs Longwood (11/22)
Career: 20 (2x) last vs Longwood (11/22/15)

REBOUNDS

Season: 7 vs Longwood (11/22)
Career: 7 vs Longwood (11/22/15)

FG MADE

Season: 9 vs Longwood (11/22)
Career: 9 vs Longwood (11/22/15)

FG ATTEMPTS

Season: 15 at Auburn (11/19)
Career: 15 at Auburn (11/19/15)

3 PT FG MADE

Season:
Career: 2

3 PT FG ATTEMPTS

Season: 8 at Auburn (11/19)
Career: 8 at Auburn (11/19/15)

FT MADE

Season: 7 at Auburn (11/19)
Career: 7 at Auburn (11/19/15)

FT ATTEMPTS

Season: 8 at Auburn (11/19)
Career: 8 at Auburn (11/19/15)

ASSISTS

Season: 2
Career: 4 (2x) last vs Drexel (12/29/14)

BLOCKS

Season: 3 vs Norfolk St (11/16)
Career: 3 vs Norfolk St (11/16/15)

STEALS

Season: 3
Career: 4 vs Longwood (12/16/14)

CAREER STATISTICS

Year	G-GS	Min/Avg	FG-FGA	Pct.	3FG-A	Pct.	FT-FTA	Pct.	O-D	T	Avg.	Pf-DQ	Ast	TO	Blk	St	Pts	Avg
2014-15	31-1	552/17.8	63-189	.333	23-93	.247	24-32	.750	19-34	53	1.7	59-0	29	43	10	24	173	5.6
2015-16	4-0	104/26.0	22-47	.468	3-18	.167	13-17	.765	9-8	17	4.3	10-0	8	8	6	10	60	15.0
TOTAL	35-1	656/18.7	85-236	.360	26-111	.234	37-49	.755	28-42	70	2.0	69-0	37	51	16	34	233	6.7

MONÉ JONES

#32



Freshman • Forward • 6-3 • Durham, N.C. • Riverside High School

2015-16

- Made her collegiate debut at Middle Tennessee, scoring six points with five rebounds in 24 minutes
- Had her first double-digit scoring effort against Norfolk State with 10 points on 3-of-3 shooting

HIGH SCHOOL

- Averaged 11.7 points, 6.5 rebounds, 1.3 assists, 1.1 steals, and 3.1 blocks per game in four years at Riverside High School
- PAC 6 All-Conference and All-State team honors
- Named to the North Carolina/South Carolina All-Star Game roster
- McDonald's High School All-America nominee
- Was also a middle hitter for three years for the RHS volleyball team, earning PAC 6 All-Conference honors

PERSONAL

- Parents are Bobby Jones Jr. and Sherai Jones
- Has an older brother Jordan
- Undeclared major

2015-16 GAME-BY-GAME:

Opponent	GS	FG-FGA	3FG-3FGA	FT-FTA	Off-Def	Total Reb	PF	Points	A	TO	Blk	Stl	Min
Mid Tenn		3-8	0-0	0-0	3-2	5	4	6	0	3	0	0	24
NORFOLK ST		3-3	0-0	4-6	2-4	6	1	10	1	3	2	2	24
Auburn		1-4	0-0	0-0	3-0	3	3	2	0	2	1	1	15
LONGWOOD		2-4	0-0	3-4	3-3	6	1	7	1	2	0	0	26
Wisc GB													
Rutgers													
Tulane													
IOWA													
NJIT													
BOWLING GR													
CHAR SOUTH													
Ohio State													
COPPIN													
RICHMOND													
MIAMI													
NOTRE DAME													
Wake													
LOUISVILLE													
G Tech													
at FSU													
PITT													
NC State													
Duke													
VT													
SYRACUSE													
at BC													
Louisville													
CLEMSON													
UNC													
VTech													

SINGLE GAME BESTS

POINTS

Season: 10 vs Norfolk State (11/16)

Career:

REBOUNDS

Season: 6 (2x)

Career:

FG MADE

Season: 3 at MT (11/13)

Career:

FG ATTEMPTS

Season: 8 at MT (11/13)

Career:

3 PT FG MADE

Season:

Career:

3 PT FG ATTEMPTS

Season:

Career:

FT MADE

Season: 4 vs Norfolk State (11/16)

Career:

FT ATTEMPTS

Season: 4 vs Norfolk State (11/16)

Career:

ASSISTS

Season: 1

Career:

BLOCKS

Season: 2

Career:

STEALS

Season: 2

Career:

VIRGINIA CAREER STATISTICS

Year	G-GS	Min/Avg	FG-FGA	Pct.	3FG-A	Pct.	FT-FTA	Pct.	O-D	T	Avg.	Pf-DQ	Ast	TO	Blk	St	Pts	Avg
2015-16	4-0	89/22.3	9-19	.474	0-0	.000	7-10	.700	11-9	20	5.0	9-0	2	10	3	3	25	6.3

BREYANA MASON #12

Junior • Guard • 5-8 • Woodbridge, Va. • Forest Park



2015-16 SEASON

- Back-to-back double-digit scoring efforts in first two games of the season shooting 66.7 percent (10-of-15)

2014-15 SEASON

- ACC All-Academic Team
- Fourth in the ACC in assist-turnover ratio with 1.80 per game
- Seventh in the ACC in assists with 3.5 per game
- Scored a career-high 22 points in the season-opener against Ohio State, her first career 20-point game
- Went 8-of-11 from the field overall and 5-of-7 from 3pt range vs OSU, also dishing a career-high six assists
- Had seven assists with 2 turnovers against Delaware State, also scoring 16 pts
- Had her second seven-assist game (with just one turnover) against BC
- Also 4-of-5 from three-point range for 12 points against BC
- Had eight assists at North Carolina

2013-14 SEASON

- Appeared in 30 games with 14 starts, averaging 3.5 points per game
- Had 37 assists and 20 steals

AT A GLANCE

- 2012-13 Gatorade Virginia Player of the Year & Parade Magazine All-American
- Attended the same high school as Virginia alum Monica Wright, breaking Wright's career scoring record, putting up 1,979 points
- Factoring in the two years of middle school (seventh and eighth grade) in which she played varsity basketball, Mason scored 3,313 points in six prep seasons

2015-16 GAME-BY-GAME:

Opponent	GS	FG-FGA	3FG-3FGA	FT-FTA	Off-Def	Total Reb	PF	Points	A	TO	Blk	Stl	Min
Mid Tenn	*	5-8	1-1	0-0	1-1	2	1	11	2	2	1	3	37
NORFOLK ST	*	5-7	0-1	0-1	0-3	3	1	10	3	2	0	2	27
Auburn	*	3-7	0-2	0-0	0-1	1	1	6	2	1	0	3	33
LONGWOOD	*	7-11	0-0	0-0	2-4	6	0	14	1	2	0	0	26
Wisc GB													
Rutgers													
Tulane													
IOWA													
NIJT													
BOWLING GR													
CHAR SOUTH													
Ohio State													
COPPIN													
RICHMOND													
MIAMI													
NOTRE DAME													
Wake													
LOUISVILLE													
G Tech													
at FSU													
PITT													
NC State													
Duke													
VT													
SYRACUSE													
at BC													
Louisville													
CLEMSON													
UNC													
VTech													

CAREER STATISTICS

Year	G-GS	Min/Avg	FG-FGA	Pct.	3FG-A	Pct.	FT-FTA	Pct.	O-D	T	Avg.	Pf-DQ	Ast	TO	Blk	St	Pts	Avg
2013-14	30-14	553/18.4	39-118	.331	9-19	.474	17-22	.773	10-32	42	1.4	32-0	37	43	0	20	104	3.5
2014-15	31-31	1016/32.8	109-265	.411	27-62	.435	51-62	.823	10-69	79	2.5	42-0	112	60	2	41	296	9.5
2015-16	4-4	123/30.8	20-33	.606	1-4	.250	0-1	.000	3-9	12	3.0	3-0	8	7	1	8	41	10.3
TOTAL	65-49	1692/26.0	168-416	.404	37-85	.435	68-85	.800	23-110	133	2.0	77-0	157	110	3	69	441	6.8

SINGLE GAME BESTS

POINTS

Season: 14 vs Longwood (11/22)
Career: 22 vs Ohio State (11/14/14)

REBOUNDS

Season: 6 vs Longwood (11/22)
Career: 6 vs Longwood (11/22/15)

FG MADE

Season: 7 vs Longwood (11/22)
Career: 8 vs Ohio State (11/14/14)

FG ATTEMPTS

Season: 11 vs Longwood (11/22)
Career: 17 vs ODU (3/19/15)

3 PT FG MADE

Season: 1
Career: 5 vs Ohio State (11/14/14)

3 PT FG ATTEMPTS

Season: 1
Career: 7 vs Ohio State (11/14/14)

FT MADE

Season:
Career: 6 vs Longwood (12/16/14)

FT ATTEMPTS

Season:
Career: 6 vs Longwood (12/16/14)

FT PERCENTAGE

Season:
Career: 6-6 vs Longwood (12/16/14)

ASSISTS

Season: 2
Career: 8 at UNC (02/26/15)

BLOCKS

Season:
Career: 2 vs Davidson (12/28/14)

STEALS

Season: 3 at MT (11/13)
Career: 3, several

DOUBLE DOUBLES

Season:
Career:

LAUREN MOSES

#21



Sophomore • Forward • 6-2 • Mount Holly, N.J. • Rancocas

2015-16 SEASON

- Team-high 13 pts at MT, first time leading the team in scoring by herself

2014-15 SEASON

- 13th in the ACC in blocked shots with 1.10 per game
- Made her collegiate debut against Ohio State, starting the game, playing 20 minutes with four points and seven rebounds
- Had her first double-digit scoring game against Toledo, scoring 14 points, 8 reb
- Led team w 13 rebounds at Ill., her first career double-digit rebounding effort
- Had her first career double-double at Clemson with 15 pts, 10 rebounds
- In the victory over Wake Forest, scored eight points, going 4-of-5 from the field, with seven rebounds, two steals, two assists and three blocked shots, including a crucial block in the final 20 seconds
- Nearly had second career double-double with 11 points and 9 rebounds at UNC
- Scored 11 points with eight rebounds in the ACC Tourney game vs Miami

HIGH SCHOOL

- Led Rancocas Valley Regional High School to four-straight State Championship games and two state titles (2013, 2011)
- Scored 1,823 points in her high school career to become Rancocas Valley's all-time leading scorer in school history, breaking the previous mark set by UVA alum Demya Walker
- Ranked in the espnW 100 rankings at No. 17 in her position and No. 98 overall

PERSONAL

- Brother, Dezman Moses, was an outside linebacker for the Green Bay packers (2012) and the Kansas City Chiefs (2013)

2015-16 GAME-BY-GAME:

Opponent	GS	FG-FGA	3FG-3FGA	FT-FTA	Off-Def	Total Reb	PF	Points	A	TO	Blk	Stl	Min
Mid Tenn	*	4-9	0-0	5-6	0-4	4	4	13	2	0	1	3	27
NORFOLK ST	*	5-10	0-0	2-2	4-3	7	2	12	1	1	0	2	18
Auburn	*	2-7	0-0	4-4	2-4	6	4	8	1	3	0	3	22
LONGWOOD	*	3-7	0-0	0-0	5-4	9	2	6	2	0	0	3	19
Wisc GB													
Rutgers													
Tulane													
IOWA													
NJIT													
BOWLING GR													
CHAR SOUTH													
Ohio State													
COPPIN													
RICHMOND													
MIAMI													
NOTRE DAME													
Wake													
LOUISVILLE													
G Tech													
at FSU													
PITT													
NC State													
Duke													
VT													
SYRACUSE													
at BC													
Louisville													
CLEMSON													
UNC													
VTech													

SINGLE GAME BESTS

POINTS

Season: 13 at Middle Tennessee (11/13/15)
Career: 15 at Clemson (2/01/15)

REBOUNDS

Season: 9 vs Longwood (11/22)
Career: 13 (2x) last at Syracuse (01/11/15)

FG MADE

Season: 5 vs Norfolk State (11/16)
Career: 6 (2x) last at Clemson (2/01/15)

FG ATTEMPTS

Season: 10 vs Norfolk State (11/16)
Career: 10 (3x) last vs Norfolk State (11/16/15)

3 PT FG MADE

Season:
Career:

3 PT FG ATTEMPTS

Season:
Career:

FT MADE

Season: 5 at Middle Tennessee (11/13)
Career: 5 (several)

FT ATTEMPTS

Season: 6 at Middle Tennessee (11/13)
Career: 8 vs Delaware State (12/6/14)

ASSISTS

Season:
Career: 3 (multiple)

BLOCKS

Season:
Career: 3 (3x)

STEALS

Season: 3
Career: 3 (3x)

DOUBLE DOUBLES

Season:
Career: 1 at Clemson (02/01/15)

CAREER STATISTICS

Year	G-GS	Min/Avg	FG-FGA	Pct.	3FG-A	Pct.	FT-FTA	Pct.	O-D	T	Avg.	Pf-DQ	Ast	TO	Blk	St	Pts	Avg
2014-15	31-30	731/23.6	77-183	.421	0-1	.000	35-66	.530	66-111	177	5.7	95-5	26	64	34	26	189	6.1
2015-16	4-4	86/21.5	14-33	.424	0-0	.000	11-12	.917	11-15	26	6.5	12-0	6	4	1	11	39	9.8
TOTAL	35-34	817/23.3	91-216	.421	0-1	.000	46-78	.590	77-126	203	5.8	107-5	32	68	35	37	228	6.5

SHAKYNA PAYNE

#35



Freshman • Forward • 6-3 • Acworth, Ga. • Southwest Atlanta Christian Academy

2015-16

- Missed the start of the season sidelined with an injury

HIGH SCHOOL

- Played four years of varsity basketball, playing three years at Etowah before finishing her senior year at Southwest Atlanta Christian Academy
- Was an honorable mention All-County player in 2011 before earning second-team honors in 2012 and then being named to the first-team in 2013
- 2014 Atlanta Journal Constitution All-State Class A Second Team
- Scored over 1,100 points in her prep career, averaging 12.6 points per game as a junior and 14.2 points with 7.3 rebounds per game her senior season
- Also played two years of varsity volleyball at Etowah as a middle blocker

PERSONAL

- Daughter of Damita Payne

2015-16 GAME-BY-GAME:

Opponent	GS	FG-FGA	3FG-3FGA	FT-FTA	Off-Def	Total Reb	PF	Points	A	TO	Blk	Stl	Min
Mid Tenn St		INJ											
NORFOLK ST		INJ											
Auburn		INJ											
LONGWOOD		INJ											
Wisc GB													
Rutgers													
Tulane													
IOWA													
NJIT													
BOWLING GR													
CHAR SOUTH													
Ohio State													
COPPIN													
RICHMOND													
MIAMI													
NOTRE DAME													
Wake													
LOUISVILLE													
G Tech													
at FSU													
PITT													
NC State													
Duke													
VT													
SYRACUSE													
at BC													
Louisville													
CLEMSON													
UNC													
VTech													

SINGLE GAME BESTS

POINTS

Season:

Career:

REBOUNDS

Season:

Career:

FG MADE

Season:

Career:

FG ATTEMPTS

Season:

Career:

3 PT FG MADE

Season:

Career:

3 PT FG ATTEMPTS

Season:

Career:

FT MADE

Season:

Career:

FT ATTEMPTS

Season:

Career:

ASSISTS

Season:

Career:

BLOCKS

Season:

Career:

STEALS

Season:

Career:

CAREER STATISTICS

Year	G-GS	Min/Avg	FG-FGA	Pct.	3FG-A	Pct.	FT-FTA	Pct.	O-D	T	Avg.	Pf-DQ	Ast	TO	Blk	St	Pts	Avg
------	------	---------	--------	------	-------	------	--------	------	-----	---	------	-------	-----	----	-----	----	-----	-----

FAITH RANDOLPH

#20

Senior • Guard • 5-10 • Derwood, Md • Our Lady of Good Counsel



2015-16 SEASON

- Preseason All-ACC
- Scored 17 points with 7 rebounds and 4 steals against Norfolk State in 17 minutes, going 6-of-9 from the field

2014-15 SEASON

- Second Team All-ACC (Blue Ribbon Panel and Head Coaches)
- ACC All-Academic Team
- Sixth in the ACC in scoring average (16.4) and 12th in field goal shooting percentage (39.9)
- Randolph leads the ACC and is ranked seventh in the nation in free throw percentage (90.7)
- Randolph is the second-straight Cavalier to pace the conference in free throw shooting. Kelsey Wolfe won last year's crown with an 89.5 percent efficiency
- Randolph is just the fifth player in ACC history to win the free throw crown while shooting over 90 percent from the stripe
- Became the 31st member of UVA's 1000 Point Club with 4:06 remaining in the first half of the ACC Tournament game against Miami
- Tallied 11 20-point games including three 25-point performances
- Averaged 20.2 ppg in the first five games
- Led the team in scoring the entire season

2013-14 SEASON

- ACC Sixth Player of the Year

2015-16 GAME-BY-GAME:

Opponent	GS	FG-FGA	3FG-3FGA	FT-FTA	Off-Def	Total Reb	PF	Points	A	TO	Blk	Stl	Min
Mid Tenn	*	3-7	1-1	1-2	2-3	5	5	8	0	3	0	1	16
NORFOLK ST	*	6-9	2-4	3-4	2-5	7	0	17	4	3	1	1	17
Auburn	*	5-13	2-5	3-5	1-5	6	1	15	4	2	0	2	33
LONGWOOD	*	5-8	0-2	4-4	1-7	8	1	14	3	1	1	0	27
Wisc GB													
Rutgers													
Tulane													
IOWA													
NJIT													
BOWLING GR													
CHAR SOUTH													
Ohio State													
COPPIN													
RICHMOND													
MIAMI													
NOTRE DAME													
Wake													
LOUISVILLE													
G Tech													
at FSU													
PITT													
NC State													
Duke													
VT													
SYRACUSE													
at BC													
Louisville													
CLEMSON													
UNC													
VTech													

CAREER STATISTICS

Year	G-GS	Min/Avg	FG-FGA	Pct.	3FG-A	Pct.	FT-FTA	Pct.	O-D	T	Avg.	Pf-DQ	Ast	TO	Blk	St	Pts	Avg
2012-13	30-7	624/20.8	49-186	.263	13-66	.197	39-47	.830	13-36	49	1.6	22-0	26	47	2	18	150	5.0
2013-14	31-4	704/22.7	137-330	.415	25-88	.284	68-89	.764	45-52	97	3.1	67-1	44	56	1	43	367	11.8
2014-15	30-30	939/31.3	175-439	.399	54-147	.367	88-97	.907	21-95	116	3.9	73-1	66	63	6	42	492	16.4
2015-16	4-4	93/23.3	19-37	.514	5-12	.417	11-15	.733	6-20	26	6.5	7-1	11	9	2	4	54	13.5
TOTAL	95-45	2360/24.8	380-992	.383	97-313	.310	206-248	.831	85-203	288	3.0	169-3	147	175	11	107	1063	11.2

SINGLE GAME BESTS

POINTS

Season: 17 vs Norfolk State (11/16)

Career: 26 (3x) last vs Howard (12/21/14)

REBOUNDS

Season: 8 vs Longwood (11/22)

Career: 8 (3x) last vs Longwood (11/22/15)

FG MADE

Season: 6

Career: 11 at Louisville (01/18/15)

FG ATTEMPTS

Season: 13 at Auburn (11/22)

Career: 22 (3x) last at Louisville (01/18/15)

3 PT FG MADE

Season: 2

Career: 5 vs Toledo (11/28/14)

3 PT FG ATTEMPTS

Season: 5

Career: 11 vs Davidson (12/28/14)

FT MADE

Season: 4

Career: 10 vs. High Point (11/11/13)

FT ATTEMPTS

Season: 4

Career: 11 vs. High Point (11/11/13)

FT PERCENTAGE

Season: 4-4

Career: 9-9 (2x) last vs Louisville (03/01/15)

ASSISTS

Season: 4 (2x)

Career: 8 vs Louisville (03/01/15)

BLOCKS

Season: 1

Career: 1

STEALS

Season: 2

Career: 3 (multiple)

DOUBLE-DOUBLES

Season:

Career:

SYDNEY UMERI

#44

Junior • Forward • 6-1 • Acworth, Ga. • The Lovett School



2014-15 SEASON

- Made her first start since Jan. 5, 2014 (Pitt) in the season opener

2014-15 SEASON

- Had eight rebounds at Xavier
- Had the second double-digit scoring game of her career at Illinois, also matching her career high with eight rebounds

2013-14 SEASON

- Appeared in all 31 games with 11 starts, averaging 18.0 minutes per game
- Averaged 2.8 points and 2.8 rebounds per game
- Made her collegiate debut at James Madison, starting the game
- Played 30 minutes, scoring four points in her debut
- Had her first double-digit scoring game at Liberty with 12 points
- Started the first 10 games of the season before coming off the bench at FGCU
- Scored six of her eight points at Wake Forest in a span of 1:42 during the second half

AT A GLANCE

- Ranked No. 29 overall and as the No. 9 forward by ESPN HoopGurlz
- Won a gold medal with the 2011 USA Basketball's U16 team at the FIBA Americas Championship in Mérida, Mexico
- Helped lead The Lovett School to a 2012 Georgia Region 6AA championship
- Interned during the summer of 2015 for ESPN's Around the Horn

2015-16 GAME-BY-GAME:

Opponent	GS	FG-FGA	3FG-3FGA	FT-FTA	Off-Def	Total Reb	PF	Points	A	TO	Blk	Stl	Min
Mid Tenn	*	0-3	0-0	0-0	2-4	6	4	0	2	0	0	3	22
NORFOLK ST	*	0-2	0-0	0-0	0-1	1	1	0	0	1	0	0	21
Auburn	*	0-1	0-0	0-0	2-4	6	5	0	1	1	0	0	22
LONGWOOD	*	1-4	0-0	0-0	1-2	3	1	2	1	1	1	2	21
Wisc GB													
Rutgers													
Tulane													
IOWA													
NJIT													
BOWLING GR													
CHAR SOUTH													
Ohio State													
COPPIN													
RICHMOND													
MIAMI													
NOTRE DAME													
Wake													
LOUISVILLE													
G Tech													
at FSU													
PITT													
NC State													
Duke													
VT													
SYRACUSE													
at BC													
Louisville													
CLEMSON													
UNC													
VTech													

CAREER STATISTICS

Year	G-GS	Min/Avg	FG-FGA	Pct.	3FG-A	Pct.	FT-FTA	Pct.	O-D	T	Avg.	Pf-DQ	Ast	TO	Blk	St	Pts	Avg
2013-14	31-11	557/18.0	32-93	.344	0-0	.000	22-33	.667	46-42	88	2.8	64-2	15	43	4	17	86	2.8
2014-15	30-0	554/18.5	34-73	.466	0-0	.000	14-16	.875	25-66	91	3.0	51-1	18	29	14	11	82	2.7
2015-16	4-4	86/21.5	1-10	.100	0-0	.000	0-0	.000	5-11	16	4.0	11-1	4	3	1	5	2	0.5
TOTAL	66-15	1218/18.5	68-178	.382	0-0	.000	36-49	.735	78-124	202	3.1	130-4	38	76	19	33	172	2.6

SINGLE GAME BESTS

POINTS

Season: 2

Career: 12 at Liberty (11/19/13)

REBOUNDS

Season: 6 (2x) last at Auburn (11/19)

Career: 8 (3x) last at Illinois (12/03/14)

FG MADE

Season: 1

Career: 4 (3x) at Illinois (12/03/14)

FG ATTEMPTS

Season: 4

Career: 7 at Illinois (12/03/14)

3 PT FG MADE

Season:

Career:

3 PT FG ATTEMPTS

Season: --

Career: --

FT MADE

Season:

Career: 5 vs. UMES (12/17/13)

FT ATTEMPTS

Season:

Career: 6 vs. UMES (12/17/13)

ASSISTS

Season: 2

Career: 2

BLOCKS

Season:

Career: 2 (multiple)

STEALS

Season: 3 at Middle Tennessee (11/13)

Career: 3 at Middle Tennessee (11/13/15)

DOUBLE DOUBLES

Season:

Career:

MIKAYLA VENSON

#1

Sophomore • Guard • 5-7 • Arlington, Va. • Yorktown High



2014-15 SEASON

- 11-straight games of double-digit scoring, a streak dating back to last season

2014-15 SEASON

- ACC All-Freshman Team (Blue Ribbon Panel)
- Set the Virginia freshman record for made-3's in a season (58)
- Has four games this season in which she has made five or more 3s in a game
- Has four 20-point games
- Had three double-digit scoring efforts in the first four games of her career
- Season-high five steals at FIU while also scoring 12 points on 5-of-7 shooting
- Had her first 20-point game, scoring 22 points on 8-of-10 shooting (5-of-7 from 3 pt range) against Delaware St
- After going 0-of-8 from the floor against Davidson, had her second-highest scoring performance of the year, putting up 16 points against Drexel
- Scored 21 points against Wake, scoring all 10 of UVA's points in the final 2:32 of their comeback win, including making two free throws in the final second that decided the game
- Had the best single-game three-point shooting efficiency in school history with a 6-for-6 performance in the win over NC State

HIGH SCHOOL

- Played freshman season at Yorktown High School, averaging 14.3 points per game and 5.5 assists per game before retiring from high school basketball three games into her sophomore season
- 2011 Virginia High School League National District Co-Player of the Year and National District Rookie of the Year
- Did not play high school basketball after her freshman season, but continued training with her father and playing with AAU club teams
- Ranked No. 31 overall by Blue Star Report and No. 33 overall and No. 7 at her position by ESPN Hoopgurlz

2015-16 GAME-BY-GAME:

Opponent	GS	FG-FGA	3FG-3FGA	FT-FTA	Off-Def	Total Reb	PF	Points	A	TO	Blk	Stl	Min
Mid Tenn	*	3-9	1-4	3-4	1-4	5	3	10	3	6	0	3	33
NORFOLK ST	*	4-11	2-7	0-0	0-2	2	1	10	2	1	0	4	28
Auburn	*	5-14	2-7	2-3	0-1	1	1	14	1	0	0	2	31
LONGWOOD	*	3-10	0-3	6-8	1-1	2	2	12	3	0	0	3	21
Wisc GB													
Rutgers													
Tulane													
IOWA													
NJIT													
BOWLING GR													
CHAR SOUTH													
Ohio State													
COPPIN													
RICHMOND													
MIAMI													
NOTRE DAME													
Wake													
LOUISVILLE													
G Tech													
at FSU													
PITT													
NC State													
Duke													
VT													
SYRACUSE													
at BC													
Louisville													
CLEMSON													
UNC													
VTech													

CAREER STATISTICS

Year	G-GS	Min/Avg	FG-FGA	Pct.	3FG-A	Pct.	FT-FTA	Pct.	O-D	T	Avg.	Pf-DQ	Ast	TO	Blk	St	Pts	Avg
2014-15	31-31	1028/33.2	130-293	.444	61-148	.412	47-56	.839	4-64	68	2.2	62-0	74	89	4	34	368	11.9
2015-16	4-4	113/28.3	15-44	.341	5-21	.238	11-15	.733	2-8	10	2.5	7-0	9	7	0	12	46	11.5
TOTAL	35-35	1141/32.6	145-337	.430	66-169	.391	58-71	.817	6-72	78	2.2	69-0	83	96	4	46	414	11.8

SINGLE GAME BESTS

POINTS

Season: 14 at Auburn (11/19)
Career: 22 (3x) last vs Virginia Tech (2/22/15)

REBOUNDS

Season: 5 at Middle Tennessee (11/13)
Career: 7 vs Drexel (12/29/14)

FG MADE

Season: 5 at Auburn (11/19)
Career: 8 (2x) last vs ODU (3/19/15)

FG ATTEMPTS

Season: 14 at Auburn (11/19)
Career: 15 vs BC (01/15/15)

3 PT FG MADE

Season: 2
Career: 6 vs NC State (01/29/15)

3 PT FG ATTEMPTS

Season: 7 (2x)
Career: 10 (2x) last vs BC (01/15/15)

3 PT FG PERCENTAGE

Season:
Career: 6-6 vs NC State (01/29/15)*

FT MADE

Season: 6 vs Longwood (11/22)
Career: 8 vs Virginia Tech (2/22/15)

FT ATTEMPTS

Season: 8 vs Longwood (11/22)
Career: 8 (2x) last vs Longwood (11/22/15)

FT PERCENTAGE

Season:
Career: 8-8 vs Virginia Tech (2/22/15)

ASSISTS

Season: 3
Career: 6 vs ODU (3/19/15)

BLOCKS

Season:
Career: 1 (multiple)

STEALS

Season: 4 vs Norfolk State (11/16)
Career: 5 at FIU (11/30/14)

DOUBLE DOUBLES

Season:
Career:

*Denotes school record



2015-16 Virginia Women's Basketball Virginia Combined Team Statistics (as of Nov 22, 2015) All games

RECORD:	OVERALL	HOME	AWAY	NEUTRAL
ALL GAMES	4-0	2-0	2-0	0-0
CONFERENCE	0-0	0-0	0-0	0-0
NON-CONFERENCE	4-0	2-0	2-0	0-0

##	Player	gp-gs	min	avg	Total		3-Point		F-Throw		Rebounds								pts	avg		
					fg-fga	fg%	3fg-fga	3fg%	ft-fa	ft%	off	def	tot	avg	pf	dq	a	to			blk	stl
23	Aliyah Huland El	4-0	104	26.0	22-47	.468	3-18	.167	13-17	.765	9	8	17	4.3	10	0	8	8	6	10	60	15.0
20	Faith Randolph	4-4	93	23.3	19-37	.514	5-12	.417	11-15	.733	6	20	26	6.5	7	1	11	9	2	4	54	13.5
01	Mikayla Venson	4-4	113	28.3	15-44	.341	5-21	.238	11-15	.733	2	8	10	2.5	7	0	9	7	0	12	46	11.5
12	Breyana Mason	4-4	123	30.8	20-33	.606	1-4	.250	0-1	.000	3	9	12	3.0	3	0	8	7	1	8	41	10.3
21	Lauren Moses	4-4	86	21.5	14-33	.424	0-0	.000	11-12	.917	11	15	26	6.5	12	0	6	4	1	11	39	9.8
10	J'Kyra Brown	4-0	68	17.0	9-25	.360	3-11	.273	8-10	.800	2	12	14	3.5	6	0	8	8	1	0	29	7.3
32	Mone Jones	4-0	89	22.3	9-19	.474	0-0	.000	7-10	.700	11	9	20	5.0	9	0	2	10	3	3	25	6.3
00	Debra Ferguson	3-0	25	8.3	3-6	.500	0-0	.000	2-2	1.000	1	3	4	1.3	6	0	0	2	2	0	8	2.7
13	Emily Battle	2-0	3	1.5	1-1	1.000	0-0	.000	0-0	.000	0	1	1	0.5	0	0	0	0	0	0	2	1.0
44	Sydney Umeri	4-4	86	21.5	1-10	.100	0-0	.000	0-0	.000	5	11	16	4.0	11	1	4	3	1	5	2	0.5
02	Jae'Lisa Allen	2-0	10	5.0	0-3	.000	0-0	.000	0-0	.000	1	0	1	0.5	3	0	0	1	0	0	0	0.0
Team											14	15	29					2				
Total.....		4	800		113-258	.438	17-66	.258	63-82	.768	65	111	176	44.0	74	2	56	61	17	53	306	76.5
Opponents.....		4	800		78-242	.322	14-70	.200	44-71	.620	64	86	150	37.5	70	-	28	83	19	29	214	53.5

TEAM STATISTICS

	VA	OPP
SCORING	306	214
Points per game	76.5	53.5
Scoring margin	+23.0	-
FIELD GOALS-ATT	113-258	78-242
Field goal pct	.438	.322
3 POINT FG-ATT	17-66	14-70
3-point FG pct	.258	.200
3-pt FG made per game	4.3	3.5
FREE THROWS-ATT	63-82	44-71
Free throw pct	.768	.620
F-Throws made per game	15.8	11.0
REBOUNDS	176	150
Rebounds per game	44.0	37.5
Rebounding margin	+6.5	-
ASSISTS	56	28
Assists per game	14.0	7.0
TURNOVERS	61	83
Turnovers per game	15.3	20.8
Turnover margin	+5.5	-
Assist/turnover ratio	0.9	0.3
STEALS	53	29
Steals per game	13.3	7.3
BLOCKS	17	19
Blocks per game	4.3	4.8
ATTENDANCE	3616	7288
Home games-Avg/Game	2-1808	2-3644
Neutral site-Avg/Game	-	0-0

Date	Opponent		Score	Att.
11/13/15	at Middle Tennessee	w	70-66	5613
11/16/15	NORFOLK STATE	w	86-50	0
11/19/15	at Auburn	w	69-52	1675
11/22/15	LONGWOOD	w	81-46	3616

* - Conference game

Score by Periods	1st	2nd	3rd	4th	Totals
Virginia	73	91	75	67	306
Opponents	44	51	49	70	214

**Official Basketball Box Score -- Game Totals -- Final Statistics**
Virginia vs Middle Tennessee
11/13/15 6:30 PM at Murfreesboro, Tenn.**Virginia 70 • 1-0**

#	Player		Total		3-Ptr		Rebounds			PF	TP	A TO Blk Stl				Min
			FG-FGA	FG-FGA	FT-FTA	Off	Def	Tot	A			TO	Blk	Stl		
21	Lauren Moses	f	4-9	0-0	5-6	0	4	4	4	13	2	0	1	3	27	
44	Sydney Umeri	f	0-3	0-0	0-0	2	4	6	4	0	2	0	0	3	22	
01	Mikayla Venson	g	3-9	1-4	3-4	1	4	5	3	10	3	6	0	3	33	
12	Breyana Mason		5-8	1-1	0-0	1	1	2	1	11	2	2	1	3	37	
20	Faith Randolph	g	3-7	1-1	1-2	2	3	5	5	8	0	3	0	1	16	
00	Debra Ferguson		1-1	0-0	0-0	0	0	0	0	2	0	0	0	0	4	
10	J'Kyra Brown		3-7	2-3	2-4	0	4	4	3	10	1	4	1	0	17	
32	Aliyah Huland El		3-8	0-2	4-6	3	0	3	3	10	2	1	1	2	20	
23	Mone Jones		3-8	0-0	0-0	3	2	5	4	6	0	3	0	0	24	
	Team					5	3	8			2					
Totals			25-60	5-11	15-22	17	25	42	27	70	12	21	4	15	200	

FG % 1st Half: 14-36 38.9% 2nd half: 11-24 45.8% Game: 25-60 41.7%
3FG % 1st Half: 3-5 60.0% 2nd half: 2-6 33.3% Game: 5-11 45.5%
FT % 1st Half: 4-6 66.7% 2nd half: 11-16 68.8% Game: 15-22 68.2%

Deadball
Rebounds
4

Middle Tennessee 66 • 0-1

#	Player	Total		3-Ptr		Rebounds			PF	TP	A TO Blk Stl				Min
		FG-FGA	FG-FGA	FT-FTA	FT-FTA	Off	Def	Tot			A	TO	Blk	Stl	
00	JOHNSON, Alex	f	1-4	0-0	0-0	1	1	2	3	2	1	2	0	0	22
24	REUTER, Rebecca	f	1-2	0-1	4-4	3	2	5	5	6	0	3	3	2	28
12	EDWARDS, Brea	g	8-16	5-9	9-12	1	6	7	1	30	0	0	0	2	36
20	PETTY, Ty	g	4-13	1-3	3-5	1	4	5	4	12	2	7	1	1	35
34	JONES, Olivia	g	1-9	0-6	2-8	1	2	3	2	4	4	5	0	6	37
05	SISSOM, Abbey		2-3	0-1	4-4	2	1	3	1	8	0	1	0	0	12
14	COLLIER, Katie		0-0	0-0	0-0	0	0	0	1	0	0	0	0	0	4
23	LYON, Gabby		0-1	0-0	0-0	2	2	4	3	0	0	2	1	1	17
31	PORTER, TiAnna		1-2	0-0	0-2	1	0	1	0	2	1	1	1	0	8
32	WARDEN, Caroline		1-1	0-0	0-0	0	0	0	0	2	1	1	0	0	5
	Team					1	3	4							
Totals			19-51	6-20	22-35	13	21	34	20	66	9	22	6	12	200

FG % 1st Half: 9-27 33.3% 2nd half: 10-24 41.7% Game: 19-51 37.3%
3FG % 1st Half: 3-12 25.0% 2nd half: 3-8 37.5% Game: 6-20 30.0%
FT % 1st Half: 6-15 40.0% 2nd half: 16-20 80.0% Game: 22-35 62.9%

Deadball
Rebounds
7

Officials: Marla Gearhart, Charlie Hust, Doug Knight
Technical fouls: Virginia-None. Middle Tennessee-None.
Attendance: 5613

Score by periods	1st	2nd	3rd	4th	Total
Virginia	15	20	21	14	70
Middle Tennessee	13	14	19	20	66

Points	In	Off	2nd	Fast	Bench
VA	26	18	19	4	28
MT	24	20	13	6	12

Last FG - VA 4th-02:02, MT 4th-00:25.
Largest lead - VA by 12 3rd-00:53, MT by 5 1st-07:58.
VA led for 32:48. MT led for 06:03. Game was tied for 01:09.

Score tied - 1 time.
Lead changed - 1 time.

Official Basketball Box Score -- Game Totals -- Final Statistics
Norfolk State vs Virginia
11/16/15 7 p.m. at JPJ Arena, Charlottesville, Va.**Norfolk State 50 • 0-2**

#	Player	Total		3-Ptr		Rebounds			PF	TP	A TO Blk Stl				Min
		FG-FGA	FG-FGA	FT-FTA	FT-FTA	Off	Def	Tot			A	TO	Blk	Stl	
21	ROBERTS,Kayla	f	6-19	2-5	0-0	2	3	5	4	14	1	8	1	3	27
25	BESLOW,Siobhan	f	5-10	0-0	1-2	14	1	15	2	11	0	2	1	0	33
03	LAWRENCE,Koryn	g	3-9	0-1	0-0	2	3	5	5	6	2	4	3	0	32
14	DANIELS,Brehanna	g	2-10	0-2	0-0	2	1	3	0	4	1	0	0	1	21
20	DOBY,Ashante	g	0-8	0-4	0-0	0	1	1	1	0	0	3	0	1	23
02	HANNAH,Yazmen		1-5	0-4	1-2	0	3	3	1	3	1	3	0	2	20
11	HARPER,Dominique		3-5	0-0	3-3	0	2	2	0	9	2	1	0	0	18
13	LONG,Alexys		0-5	0-1	1-2	0	1	1	0	1	1	1	0	0	7
32	TANNER,Shayla		1-3	0-0	0-0	1	2	3	3	2	0	1	0	0	11
40	SPICER,Ronesia		0-3	0-0	0-0	1	0	1	1	0	0	0	0	0	8
	Team					5	2	7							
Totals			21-77	2-17	6-9	27	19	46	17	50	8	23	5	7	200

FG % 1st Half: 11-35 31.4% 2nd half: 10-42 23.8% Game: 21-77 27.4%
3FG % 1st Half: 1-7 14.3% 2nd half: 1-10 10.0% Game: 2-17 11.8%
FT % 1st Half: 0-0 0.0% 2nd half: 6-9 66.7% Game: 6-9 66.7%

Deadball
Rebounds
1

Virginia 86 • 2-0

#	Player	Total		3-Ptr		Rebounds			PF	TP	A TO Blk Stl				Min
		FG-FGA	FG-FGA	FT-FTA	FT-FTA	Off	Def	Tot			A	TO	Blk	Stl	
21	Lauren Moses	f	5-10	0-0	2-2	4	3	7	2	12	1	1	0	2	18
44	Sydney Umeri	f	0-2	0-0	0-0	0	1	1	1	0	0	1	0	0	21
01	Mikayla Venson	g	4-11	2-7	0-0	0	2	2	1	10	2	1	0	4	28
12	Breyana Mason	g	5-7	0-1	0-1	0	3	3	1	10	3	2	0	2	27
20	Faith Randolph	g	6-9	2-4	3-4	2	5	7	0	17	4	3	1	1	17
00	Debra Ferguson		1-3	0-0	2-2	0	3	3	2	4	0	1	1	0	10
02	Jae'Lisa Allen		0-2	0-0	0-0	1	0	1	2	0	0	1	0	0	7
10	J'Kyra Brown		4-6	1-2	2-2	0	2	2	3	11	3	3	0	0	21
13	Emily Battle		1-1	0-0	0-0	0	1	1	0	2	0	0	0	0	2
23	Aliyah Huland El		4-10	0-3	2-3	1	1	2	3	10	2	2	3	3	25
32	Mone Jones		3-3	0-0	4-6	2	4	6	1	10	1	3	2	2	24
	Team					3	6	9							
Totals			33-64	5-17	15-20	13	31	44	16	86	16	18	7	14	200

FG % 1st Half: 18-35 51.4% 2nd half: 15-29 51.7% Game: 33-64 51.6%
3FG % 1st Half: 4-13 30.8% 2nd half: 1-4 25.0% Game: 5-17 29.4%
FT % 1st Half: 5-7 71.4% 2nd half: 10-13 76.9% Game: 15-20 75.0%

Deadball
Rebounds
4

Officials: Denise Brooks, Luis Gonzalez, Rashan Michel
Technical fouls: Norfolk State-None. Virginia-None.
Attendance:

Score by periods	1st	2nd	3rd	4th	Total
Norfolk State	9	14	10	17	50
Virginia	26	19	18	23	86

Points	In	Off	2nd	Fast	Bench
NSUW	26	10	9	8	15
VA	48	35	18	14	37

Last FG - NSUW 4th-00:29, VA 4th-00:41.
Largest lead - NSUW None, VA by 38 4th-00:41.
NSUW led for 00:00. VA led for 39:41. Game was tied for 00:19.

Score tied - 0 times.
Lead changed - 0 times.

Official Basketball Box Score -- Game Totals -- Final Statistics
Virginia vs Auburn
11/19/15 6:00 pm at Auburn Arena -- Auburn, Ala.**Virginia 69 • 3-0**

#	Player	Total		3-Ptr		Rebounds			PF	TP	A TO Blk Stl				Min
		FG-FGA	FG-FGA	FT-FTA	FT-FTA	Off	Def	Tot			A	TO	Blk	Stl	
21	Lauren Moses	f	2-7	0-0	4-4	2	4	6	4	8	1	3	0	3	22
44	Sydney Umeri	f	0-1	0-0	0-0	2	4	6	5	0	1	1	0	0	22
01	Montgomery,Brandy	g	5-14	2-7	2-0	0	1	1	1	14	1	0	0	2	31
12	Breyana Mason	g	3-7	0-2	0-0	0	1	1	1	6	2	1	0	3	33
20	Faith Randolph	g	5-13	2-5	3-5	1	5	6	1	15	4	2	0	2	33
10	J'Kyra Brown		0-2	0-1	4-4	1	2	3	0	4	2	0	0	0	13
32	Aliyah Huland El		6-15	1-8	7-8	2	3	5	4	20	2	4	1	3	31
23	Mone Jones		1-4	0-0	0-0	3	0	3	3	2	0	2	1	1	15
	Team					3	5	8							
Totals			22-63	5-23	20-24	14	25	39	19	69	13	13	2	14	200

FG % 1st Half: 13-29 44.8% 2nd half: 9-34 26.5% Game: 22-63 34.9%
3FG % 1st Half: 4-11 36.4% 2nd half: 1-12 8.3% Game: 5-23 21.7%
FT % 1st Half: 11-15 73.3% 2nd half: 9-9 100.0% Game: 20-24 83.3%

Deadball
Rebounds
2,1

Auburn 52 • 2-1

#	Player		Total		3-Ptr		Rebounds			PF	TP	A TO Blk Stl				Min
			FG-FGA	FG-FGA	FT-FTA	Off	Def	Tot	A			TO	Blk	Stl		
15	Jones,Jazmine	f	3-3	0-0	1-2	2	2	4	3	7	0	4	0	2	17	
44	Tanner,Tra'Cee	c	3-7	0-0	0-0	6	3	9	2	6	0	1	2	2	24	
01	Montgomery,Brandy	g	3-12	1-3	1-2	1	2	3	0	8	1	3	0	0	35	
13	Frerking,Katie	g	2-7	1-3	3-4	0	5	5	1	8	2	1	2	0	31	
40	Dieng,Khady	g	1-4	0-2	1-2	1	6	7	3	3	1	2	0	1	20	
02	Sanders,Erica		0-1	0-1	0-0	0	0	0	2	0	0	2	0	0	17	
13	Garvin,Jonika		2-5	0-1	0-0	0	2	2	3	4	0	0	1	0	11	
23	Jones,Jessica		0-1	0-0	0-0	0	1	1	0	0	0	1	1	1	8	
33	McKay,Janiah		7-18	0-3	2-5	1	3	4	1	16	0	5	0	0	29	
35	Capers,Cabriana		0-3	0-0	0-0	2	1	3	3	0	1	1	0	1	8	
	Team					2	3	5								
Totals			21-61	2-13	8-15	15	28	43	18	52	5	20	6	7	200	

2015-16 VIRGINIA SEASON RESULTS & LEADERS

RECORD:	OVERALL	HOME	AWAY	NEUTRAL
ALL GAMES	4-0	2-0	2-0	0-0
CONFERENCE	0-0	0-0	0-0	0-0
NON-CONFERENCE	4-0	2-0	2-0	0-0

UVA.										
Date	Rank	Opponent	Score	W/L	Rec.	ACC	Attend.	High Scorer	High Reb.	Opp. High Scr
11/13	--/RV	@Mid Tenn	70-66	W	1-0	0-0	5613	Moses 13	Umeri 6	Edwards 30
11/16	--/RV	NORFOLK ST	86-50	W	2-0	0-0	3495	Randolph 17	LM/FR 7	Beslow 15
11/19	--/RV	@Auburn	69-52	W	3-0	0-0	1675	Huland EI 20	LM/SU/FR 6	McKay 16
11/22	--/RV	LONGWOOD	81-46	W	4-0	0-0	3616	Huland EI 20	Moses 9	Skersick 12

2015-16 POINTS-REBS-ASSISTS

OPPONENT	ALLEN	BATTLE	BROWN	FERGUSON	HULAND EL	JONES
Middle Tennessee	DNP	DNP	10-4-1	2-0-0	10-3-2	6-5-0
NORFOLK ST	0-1-0	2-1-0	11-2-3	4-3-0	10-2-2	10-6-1
Auburn	DNP	DNP	4-3-2	DNP	20-5-2	2-3-0
LONGWOOD	0-0-0	0-0-0	4-5-2	2-1-0	20-7-2	7-6-1
Wisc Green Bay						
Rutgers						
Tulane						
IOWA						
NJIT						
BOWLING GR						
CHAR SOUTH						
Ohio State						
COPPIN						
RICHMOND						
MIAMI						
NOTRE DAME						
Wake Forest						
LOUISVILLE						
Georgia Tech						
at FSU						
PITT						
NC State						
Duke						
VIRGINIA TECH						
SYRACUSE						
at BC						
Louisville						
CLEMSON						
NORTH CAROLINA						
VTech						

OPPONENT	MASON	MOSES	PAYNE	RANDOLPH	UMERI	VENSON
Middle Tennessee	11-2-2	13-4-2	INJ	8-5-0	0-6-2	10-5-3
NORFOLK ST	10-3-3	12-7-1	INJ	17-7-4	0-1-0	10-2-2
Auburn	6-1-2	8-6-1	INJ	15-6-4	0-6-1	14-1-1
LONGWOOD	14-6-1	6-9-2	INJ	14-8-3	2-3-1	12-2-3
Wisc Green Bay						
Rutgers						
Tulane						
IOWA						
NJIT						
BOWLING GR						
CHAR SOUTH						
Ohio State						
COPPIN						
RICHMOND						
MIAMI						
NOTRE DAME						
Wake Forest						
LOUISVILLE						
Georgia Tech						
at FSU						
PITT						
NC State						
Duke						
VIRGINIA TECH						
SYRACUSE						
at BC						
Louisville						
CLEMSON						
NORTH CAROLINA						
VirginiaTech						

GAME-BY-GAME STAT COMPARISONS

	Field Goal %		3-Point FG %		Free Throw Pct.		Rebounds	Turnovers
	Virginia	Opponent	Virginia	Opponent	Virginia	Opponent	UVA-Opp	UVA-Opp
Mid Tenn	25-60 (.417)	19-51 (.373)	5-11 (.455)	6-20 (.300)	15-22 (.682)	22-35 (.629)	42-34 (+8)	21-22
NORFOLK ST	33-64 (.516)	21-77 (.273)	5-17 (.294)	2-17 (.118)	15-20 (.750)	6-9 (.667)	46-44 (-2)	18-23
Auburn	22-63 (.339)	21-61 (.344)	5-23 (.217)	2-13 (.154)	20-24 (.833)	8-15 (.533)	43-39 (-4)	13-20
LONGWOOD	33-71 (.465)	17-53 (.321)	2-15 (.133)	4-20 (.200)	13-16 (.813)	8-12 (.667)	51-27 (+24)	9-18
Wisc Green Bay								
Rutgers								
Tulane								
IOWA								
NJIT								
BOWLING GR								
CHAR SOUTH								
Ohio State								
COPPIN								
RICHMOND								
MIAMI								
NOTRE DAME								
Wake Forest								
LOUISVILLE								
Georgia Tech								
at FSU								
PITT								
NC State								
Duke								
VIRGINIA TECH								
SYRACUSE								
at BC								
Louisville								
CLEMSON								
NORTH CAROLINA								
VirginiaTech								

MISCELLANEOUS STATS

VIRGINIA
OPPONENT

Bench Points	124 (31.0)	69 (17.3)
FG Percentage- Home	66-135 (.488)	38-130 (.292)
FG Percentage- Road	47-123 (.382)	40-112 (.357)
FG Percentage- Neutral		
Most Points - Quarter	28 (2nd at Auburn 11/19)	20 (4th at MT 11/13)
Fewest Points - Quarter	13 (2x)	4 (3rd vs Longwood 11/22)
Most Points- Half	45 (1st vs Norfolk St 11/16)	9 (1st vs Norfolk St 11/16)
Fewest Points- Half	28 (1st/2nd at Auburn 11/19)	23 (1st vs Norfolk St 11/16)
Largest Halftime Lead	22 (1st vs Norfolk St 11/16)	
Largest Halftime Deficit		

VIRGINIA'S RECORD WHEN

Game decided by 10 pts or less	1-0
Leading at halftime	4-0
Trailing at halftime	0-0
Tied at halftime	0-0
Went into overtime	0-0
Leading by 10 or more points	4-0
Shot FG 50% or better	1-0
Shot FG less than 50%	3-0
Shot FG less than 40%	1-0
Shot FG 40% or better	3-0
Holding opponent under 60 pts	3-0
Scoring 30-39 points	0-0
Scoring 40-49 points	0-0
Scoring 50-59 points	0-0
Scoring 60-69 points	1-0
Scoring 70-79 points	1-0
Scoring 80-89 points	2-0
Scoring 90-100 points	0-0
Outrebounding opponent	2-0
Being outrebounded	2-0
Tied in rebounding	0-0
Have fewer TOs than opponent	4-0
Committing 15 or less TOs	2-0
Start #1, 12, 20, 21, 44	4-0

SCORING BENCHMARKS
GAMES WITH 20 OR MORE POINTS IN 15-16

Aliyah Huland El	2
----------------------------	---

GAMES WITH 10 OR MORE POINTS IN 15-16

Mikayla Venson	4
Aliyah Huland El	4
Faith Randolph	3
Breyana Mason	3
Lauren Moses	2
J'Kyra Brown	2
Moné Jones	1

GAMES WITH 10 OR MORE REBOUNDS IN 15-16
DOUBLE DOUBLES IN 15-16

THE LAST TIME

VIRGINIA INDIVIDUALS

- **Two UVA players with double-doubles in the same game:** at Clemson 2/01/15 (Moses 15-10, Imovbioh 15-13)
- **Four players in double figures:** Norfolk State (Randolph 17, Moses 12, Brown 11, Venson 10, Mason 10, Huland El 10, Jones 10)
- **Five players in double figures:** Norfolk State (Randolph 17, Moses 12, Brown 11, Venson 10, Mason 10, Huland El 10, Jones 10)
- **Six players in double figures:** Norfolk State (Randolph 17, Moses 12, Brown 11, Venson 10, Mason 10, Huland El 10, Jones 10)
- **Seven players in double figures:** Norfolk State (Randolph 17, Moses 12, Brown 11, Venson 10, Mason 10, Huland El 10, Jones 10)
- **Scored 20-24 points:** 20, Aliyah Huland El vs Longwood 11/22/15
- **Scored 25-29 points:** 26, Randolph vs Howard 12/21/14
- **Scored 30-39 points:** 34, Monica Wright vs. Green Bay, 03/21/10
- **Scored 40-49 points:** **48, Mimi Kennedy at North Carolina, 01/15/98
- **A non-starter scored 20 or more points:** 20, Aliyah Huland El vs Longwood 11/22/15
- **Two or more Hoos scored 20 or more points in the same game:** vs Louisville 03/01/15 (Randolph 23, Imovbioh 22)
- **Perfect from the field (5 attempts):** 7-7, Imovbioh vs Louisville 03/01/15
- **Perfect at FT line (10 attempts):** 11-11, Monica Wright vs North Carolina, 02/15/10
- **Perfect at FT line (9 attempts):** 9-9, Faith Randolph vs Louisville 03/01/15
- **Perfect at FT line (8 attempts):** 9-9, Faith Randolph vs Louisville 03/01/15
- **Had 20 Free throw attempts:** **20, Brandi Teamer at Wake Forest, 01/6/05
- **Had 15 rebounds:** 17, Sarah Imovbioh vs Louisville 03/01/15
- **Had 20 rebounds:** 24, Sarah Imovbioh vs Ohio State 11/14/14
- **Had 10 assists:** 11, Sharneé Zoll vs. Georgia Tech, 03/2/08
- **Had 6 steals:** 6, Kelsey Wolfe at Miami, 01/06/13
- **Blocked 5 shots:** 5, Jocelyn Logan-Friend at North Carolina, 02/24/05

VIRGINIA TEAM

- **UVA ranked in AP Top 25:** #22, 11/21/12
- **UVA ranked USA Today Top 25:** #22, 3/8/10
- **Played AP No. 1 team:** #1 Duke, L 79-58, 3/2/07
- **Defeated AP No. 1 team:** #1 Maryland, 75-74, 2/11/92
- **Defeated AP Top 10 team:** #8 Louisville, 75-59, 03/01/15
- **Defeated AP Top 25 team:** #8 Louisville, 75-59, 03/01/15

FIELD GOAL SHOOTING

- **Shot 50 percent:** .516 (33-64) vs Norfolk St, 11/16/18
- **Shot 60 percent:** .623 (33-53) vs Georgia Tech, 3/02/08
- **Shot 70 percent:** **.700 (42-60) at Wake Forest, 1/07/87
- **Made 30-39 field goals:** 38 vs Longwood 12/16/14
- **Made 40-49 field goals:** 42 vs Wake Forest, 1/7/87
- **Made 50 field goals:** **54 vs Cleveland State, 11/29/95
- **Attempted 70-79 FG:** 71 vs Longwood, 11/22/15
- **Attempted 80 FG:** 85 at NC State, 2/10/11

THREE-POINT SHOOTING

- **Shot 50 percent:** .750 (6-8) vs Louisville 03/01/15
- **Shot 60 percent:** .750 (6-8) vs Louisville 03/01/15
- **Shot 70 percent:** .750 (6-8) vs Louisville 03/01/15
- **Shot 80 percent:** .857 (6-7) vs St. John's, 03/19/88
- **Made 10 three-pt. field goals:** 10 at Clemson 2/01/15
- **Attempted 20 three-pt. FG:** 26 (made 13) vs BC 1/15/15

FREE THROW SHOOTING

- **Shot 80 percent:** .813 (13-16) vs Longwood 11/22/15
- **Shot 90 percent:** .909 (20-22) vs. Maryland, 01/23/14
- **Shot 100 percent:** 6-6 vs. Duke, 02/8/13
- **Made 20-29 free throws:** 27 vs Louisville 03/01/15
- **Made 30-39 free throws:** 30 vs. North Carolina, 02/20/14
- **Attempted 30-39 FT:** 33 vs Louisville 03/01/15
- **Attempted 40-49 FT:** 44 vs. Indiana, 11/26/09
- **Attempted 50+ FT:** **54 at Wake Forest, 01/6/05

SCORING

- **Scored 80 points:** 81 vs Longwood 11/22/15
- **Scored 90 points:** 91 vs Longwood 12/16/14
- **Scored 100 points:** 100 vs Delaware St, 12/6/14

REBOUNDING

- **Had 50 rebounds:** 51 vs Longwood. 11/22/15
- **Had 60 rebounds:** 63 at Alabama, 12/21/12
- **Had 70 rebounds:** **77 vs. Rider, 12/19/96

ASSISTS

- **Had 20 assists:** 23 vs Delaware St, 12/6/14
- **Had 30 assists:** **37 vs. Cleveland State, 11/29/95

STEALS

- **Had 15 steals:** 15 at Middle Tenn, 11/13/15
- **Had 20 steals:** 22 vs UMES, 12/17/13
- **Had 25 steals:** 26 vs. Clemson, 02/12/12
- **UVA forced 30 turnovers:** 35 vs. UMES, 12/17/13
- **UVA committed 30 turnovers:** 32 at Alabama, 12/21/12

MISCELLANEOUS

- **UVA in OT:** L, 68-63 at Pitt 2/19/15
- **UVA in 2OT:** L, 73-70 at Alabama, 12/21/12
- **UVA in 3OT:** W, 105-100 at North Carolina, 01/15/98
- **UVA shot 60% from the floor in first half:** .621 (18-29) at Clemson 2/01/15
- **UVA shot 60% from the floor in second half:** .639 (23-36) vs Longwood 12/16/14
- **UVA shot less than 20% from floor first half:** .192 (5-26) at Maryland, 12/06/12
- **UVA shot less than 30% from floor first half:** .256 (10-39) at Syracuse, 01/11/15
- **UVA shot less than 30% from floor 2nd half:** .294 (10-34) at Clemson 2/01/15
- **UVA scored less than 15 points in first half:** 13 at Florida State, 01/8/06
- **UVA held opp to less than 15 points first half:** 14 vs. Virginia Tech, 01/03/13
- **UVA held opp to less than 10 points first half:** 6 vs. Norfolk State, 12/28/12
- **UVA held opponent to less than 30 points:** 23 vs. Norfolk State, 12/28/12
- **UVA failed to make at least one three-pointer:** 0-10 vs. Kansas State, 11/29/13
- **Opponent failed to make at least one three-pointer:** 0-9 at Louisville, 01/18/15

**school record


00
**DEBRA
FERGUSON**

Center • Freshman
6-4
Amherst County High
Madison Heights, Va.


1
**MIKAYLA
VENSON**

Guard • Sophomore
5-7
Yorktown High
Arlington, Va.


2
**JAE'LISA
ALLEN**


Forward • Sophomore
6-2
White Hall High
Pine Bluff, Ark.


10
**J'KYRA
BROWN**


Guard • Redshirt Sophomore
5-11
Rocky Mount High
East Carolina Univ.
Rocky Mount, N.C.


12
**BREYANA
MASON**

Guard • Junior
5-8
Forest Park High
Woodbridge, Va.


13
**EMILY
BATTLE**

Forward • Freshman
6-1
St. Anne's-Belfield
Charlottesville, Va.


20
**FAITH
RANDOLPH**

Guard • Senior
5-10
Our Lady of Good Counsel
Derwood, Md.


21
**LAUREN
MOSES**

Forward • Sophomore
6-2
Rancocas High
Mount Holly, N.J.


23
**ALIYAH
HULAND EL**

Guard • Sophomore
6-1
Randolph High
Randolph, N.J.


32
**MONÉ
JONES**

Forward • Freshman
6-2
Riverside High
Durham, N.C.


35
**SHAKYNA
PAYNE**

Forward • Freshman
6-1
SW Atlanta Christian Academy
Acworth, Ga.


44
**SYDNEY
UMERI**

Forward • Junior
6-1
The Lovett School
Acworth, Ga.


**JOANNE
BOYLE**

Head Coach
Fifth Season


**KIM
MCNEILL**

Associate Head Coach
Fifth Season


**LA'KESHIA
FRETT MEREDITH**

Assistant Coach
Third Season


**CORY
MCNEILL**

Assistant Coach
Fifth Season



**SARAH
HOLSINGER**

Asst. AD/Operations
Fifth Season

2015-16 WOMEN'S BASKETBALL RULES CHANGES



TEAM TIMEOUTS PER GAME



3 TIMEOUTS CARRY OVER TO 2ND HALF



P1 | ≤ 5:00 OR 1ST TEAM CALLED

— INTERMISSION MEDIA TIMEOUT —

P2 | ≤ 5:00 OR 1ST TEAM CALLED

P3 | ≤ 5:00 OR 1ST TEAM CALLED

— INTERMISSION MEDIA TIMEOUT —

P4 | ≤ 5:00 OR 1ST TEAM CALLED

+FIRST TEAM-CALLED IN 2ND HALF IS MEDIA TIMEOUT

OPTION TO ADVANCE THE BALL TO THE
28-FOOT MARK

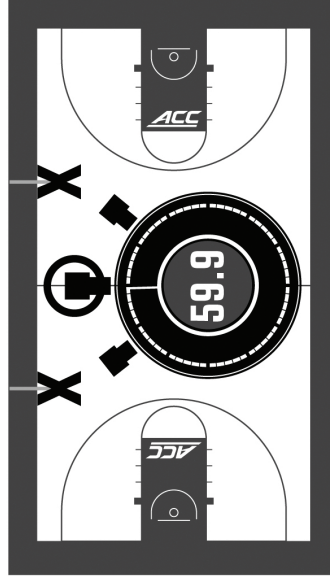
IN THE FRONTCOURT WHEN CALLING

A TIMEOUT WITH POSSESSION


DURING THE LAST 59.9

SECONDS OF THE 4TH PERIOD

— AND ALSO OF EACH OVERTIME —



THEACC.COM | @ACCWBB | #ACCWBB



2015 ISLAND DIVISION WOMEN'S TOURNAMENT

GAME	VISITING TEAM	HOME TEAM
Game #1: Nov. 26 at 2:00 PM	Virginia	UW-Green Bay
Game #2: Nov. 26 at 4:15 PM	Tulane	Rutgers
Game #3: Nov. 27 at 2:00 PM	UW-Green Bay	Tulane
Game #4: Nov. 27 at 4:15 PM	Rutgers	Virginia
Game #5: Nov. 28 at 2:00 PM	Tulane	Virginia
Game #6: Nov. 28 at 4:15 PM	Rutgers	UW-Green Bay

TIE BREAKERS:

- 1: Head-to-Head
- 2: Net Margin in head-to-head
- 3: Total points in head-to-head
- 4: Net Margin all games
- 5: Total points in all games
- 6: Most 3 pointers in all games
- 7: Most field goals in all games

GAME TIMES ARE SUBJECT TO CHANGE

Note: All times are Atlantic Standard Time (Eastern Standard Time plus one hour)