



VIRGINIA

2017-18 VIRGINIA CAVALIER WOMEN'S BASKETBALL GAME NOTES

2017-18 Schedule/Results

Nov. 10	at No. 7 Mississippi St.	L 68-53
Nov. 12	CENTRAL CONN ^{ACCNE}	W, 103-59
Nov. 16	GEORGIA ^{ACCNE}	L, 64-61
Nov. 19	at Dayton	L, 61-46
Nov. 21	HAMPTON ^{ACCNE}	W, 66-62
Nov. 25	HARVARD ^{ACCNE}	W, 50-48
Nov. 26	DUQUESNE ^{ACCNE}	L, 74-63
Nov. 29	No. 15 MARYLAND ^{#ACCNE}	L, 60-59
Dec. 2	UNCG ^{ACCNE}	W, 68-50
Dec. 4	at Rutgers ^{BTN}	L, 52-43
Dec. 17	vs Ohio [^]	W, 77-59
Dec. 18	vs Indiana [^]	WOT, 82-72
Dec. 21	MANHATTAN ^{ACCNE}	W, 69-47
Dec. 28	PITTSBURGH ^{*ACCNE}	W, 62-50
Dec. 31	#23 SYRACUSE ^{*ACCNE}	W, 68-63
Jan. 4	at NC State ^{*ACCNE}	W, 73-63
Jan. 7	CLEMSON ^{*ACCNE}	2 p.m.
Jan. 11	at Boston College ^{*ACCNE}	7 p.m.
Jan. 14	at No. 17 Duke ^{*ESPN2}	3 p.m.
Jan. 21	VIRGINIA TECH ^{*RSN}	12:30 p.m.
Jan. 25	NORTH CAROLINA ^{*ACCNE}	7 p.m.
Jan. 28	at Georgia Tech ^{*ACCNE}	1 p.m.
Feb. 1	LOUISVILLE ^{*RSN}	7 p.m.
Feb. 8	at Florida State ^{*ACCNE}	7 p.m.
Feb. 11	at Virginia Tech ^{*ACCNE}	2 p.m.
Feb. 15	NOTRE DAME ^{*ACCNE}	7 p.m.
Feb. 18	MIAMI ^{*RSN}	12:30 p.m.
Feb. 22	at Louisville ^{*ACCNE}	7 p.m.
Feb. 25	at Wake Forest ^{*RSN}	3 p.m.

* ACC game

^ West Palm Invitational (Keiser University)

% Cavalier Classic Tournament

Big Ten/ACC Challenge

[RSN] - ACC Regional Sports Networks

[ESPN2] - ESPN2

[ACCNE] - ACC Network Extra Streaming

[SEC] - SEC Network

All Times Eastern Rankings are Associated Press

Games 17 • Sunday, January 7, 2018 • 2 p.m. ET

John Paul Jones Arena • Charlottesville, Va.



Virginia Cavaliers (10-6, 3-0 ACC)

vs.

Clemson Tigers (10-5, 0-2 ACC)



Radio: WINA 1070-AM and 98.9 FM

Streaming Video: ACC Network Extra

- The Cavaliers head into the game riding a six-game win streak, their longest of the season. The streak began when UVA returned from a 12-day exam break, picking up wins over Ohio and Indiana in the West Palm Invitational. The last time the Cavaliers won seven games in a row was during the 2011-12 season when they went undefeated in the month of December to close out non-conference play
- The Cavaliers have started ACC play 3-0 for the first time since 2001 and are looking for their first 4-0 start since the 2000 season when the team started ACC play with nine-straight wins
- J'Kyra Brown came off the bench to score a team-high 18 points at NC State. She may not have started the game, but she played 34 minutes in the contest, the second-highest total behind Jocelyn Willoughby (37 minutes). Brown is averaging 29.1 minutes per game this season of playing time
- Brown made her first four three-point attempts of the game, finishing 4-of-6 from beyond the arc and 5-of-9 overall shooting. Brown now ranks third in the ACC in three-point shooting at 42.9 percent
- Brown has hit at least one three-pointer in each of the last 10 games and has scored in double figures in eight of the last 10 games
- Brown leads the team in scoring in ACC games, averaging 13.0 points per game. During the Cavaliers' six-game win streak, Brown is averaging a team-high 14.2 points per game and shooting 54.5 percent (15-of-21) from three-point range
- Aliyah Huland El has scored in double-figures in each of the last three games, including a team-high 15 points against Syracuse
- Felicia Aiyeotan has led the team in rebounding (or shared the team lead) in seven of the last eight games
- Jocelyn Willoughby has eight steals (2.7 per game) in the three ACC contests, ranking fourth
- Dominique Toussaint has 14 assists to five turnovers (2.8 ratio) in ACC contests, which ranks second

Projected Starting Lineup

G	1	Brianna Tinsley	Fr.	3.9 ppg	1.8 rpg	29 assts/10 stls
• Made her first career start at Dayton; 9 assists in 2 games of West Palm Invitational						
G	4	Dominique Toussaint	So.	11.6 ppg	3.3 rpg	57 assts/22 stls
• Team-high 16 points against Pitt; career-high seven assists against Pitt; leads team in scoring						
G	13	Jocelyn Willoughby	So.	9.8 ppg	4.3 rpg	15 assts/27 stl
• ACC All-Freshman & All-Academic Teams; led team in rebounding last season						
G	23	Aliyah Huland El	Sr.	10.3 ppg	3.5 rpg	23 assts/13 stl/13 blk
• 17 points against Ohio; 10 rebounds against Indiana						
C	30	Felicia Aiyeotan	So.	7.3 ppg	7.6 rpg	40 blk
• Back-to-back double-doubles Pitt and Syracuse; 2nd in ACC in blocked shots; 10th in rebounding						

QUICK FACTS
THE UNIVERSITY OF VIRGINIA

Name.....The University of Virginia
 Founded.....by Thomas Jefferson in 1819
 Nicknames.....Cavaliers, Wahoos, 'Hoos
 Location.....Charlottesville, Va.
 Enrollment.....23,883 (16,673 undergraduate)
 President.....Teresa A. Sullivan (Michigan State '70)
 Athletics Director.....Carla Williams (Georgia '89)
 Conference.....Atlantic Coast Conference (ACC)
 Colors.....Orange and Blue
 Official Athletics Websites.....VirginiaSports.com
VirginiaSportsTV.com
 University Website.....virginia.edu

WOMEN'S BASKETBALL INFORMATION

First Season of Basketball.....1973-74
 All-Time Record.....906-446 (45th year)*
 All-Time Home Record.....447-200*
 John Paul Jones Arena.....145-49 (11th season)*
 University Hall.....302-149
 All-Time ACC Record.....365-213 (40 years)*
 Home Facility.....John Paul Jones Arena (14,593)
 Press Row Phone Number.....434-962-0579
 NCAA Tournament Appearances/Last.....24/2010
 NCAA Tournament Record.....33-24
 WNIT Tournament Appearances/Last.....5/2017
 WNIT Tournament Record.....14-9
 2016-17 Record.....20-13
 ACC Record/Finish.....7-9/8th
 Letterwinners Returning/Lost.....10/1
 Starters Returning/Lost.....4/1
 Newcomers.....2

COACHING & SUPPORT STAFF

Head Coach.....Joanne Boyle
 Career Record.....324-183*
 Virginia Record.....120-90*
 Assistant Coach.....La'Keshia Frett Meredith
 Assistant Coach.....Katherine Graham
 Assistant Coach.....Tim Taylor
 Asst AD WBB Operations.....Sarah Holsinger
 Assistant Director of Operations.....Kate Martin
 Video Coordinator.....Andrew Yates
 Athletic Trainer.....Craig Oates
 Strength & Conditioning.....Morgan Foster
 Equipment Manager.....Matt Althoff

* as of Jan. 5, 2018

INTERVIEW POLICY

All interview requests for Virginia women's basketball must be made through Melissa Dudek in the Virginia Athletics Media Relations Office. Players' individual phone numbers will not be given to the media at any time. Game day interviews will not be granted until the postgame press conference opportunity. Please give a minimum of 24 hours notice for all interview requests.

NOTES (CONTINUED)

- Virginia is receiving votes in this week's *USA Today* Coaches' Poll
- The Cavaliers are in a three-way tie for first place in the ACC with No. 2 Notre Dame (3-0) and No. 3 Louisville (3-0)
- The Cavaliers have moved up to No. 57 in the RPI rankings after back-to-back top-40 RPI wins (Syracuse 20, NC State 34)
- Virginia ranks third in the ACC in three-point shooting efficiency, making 37.8 percent of its attempts. Only Louisville (38.8 percent) and Duke (39.5 percent) have higher long-range efficiencies
- Only one team, Indiana, has shot better than 40.0 percent against UVA this season (43.9 percent, 25-of-57)
- The victory over the Panthers was the Cavaliers' first since Pitt joined the ACC, snapping an 0-4 skid and the win over Syracuse was also the first for UVA since the Orange joined the conference, snapping an 0-4 streak
- The Cavaliers were -1.8 in rebounding margin through the first 10 games of the season. During their six-game win streak, the Cavaliers are +8.2 on the boards.
- Virginia scored an average of 61.2 points per game in their first 10 games of the season. During their six-game win streak, they are averaging 71.8 points per game
- Felicia Aiyeotan is second in the ACC in blocked shots (40, 2.5 per game). Clemson's Tylar Bennett is third (34, 2.3 per game). Syracuse's Digna Strautmene leads the conference with 41 (2.6 per game)

CLEMSON

- Virginia leads the all-time series, 42-30 and has won six of the last seven match-ups
- Last season, the Cavaliers picked up a 69-37 victory in Clemson
- Clemson finished non-conference play with a 10-3 record in 2017-18. In the past two seasons, the Tigers have a 21-5 (.808) record in non-conference play (11-2 in 2016-17 and 10-3 in 2017-18). It is the best two-year non-conference record for the program since the 1997-98 and 1998-99 seasons, when Clemson was 23-4 (.852) in two seasons
- The Tigers are seventh in the nation in scoring defense, limiting opponents to 53.3 points per game, and field goal percentage defense with opponents shooting 33.5 percent against them. Opponents are limited to 25.8 percent from beyond the arc, which ranks 13th in the nation and second in the ACC
- The Tigers are second in the ACC in blocked shots, averaging 5.6 per game
- Danielle Edwards is the lone Tiger averaging double-figures, scoring 10.7 points per game. Kobi Thornton leads the team in rebounding, averaging 6.9 per game
- Edwards is third in the ACC in steals per game (2.87) and has grabbed 43 total this season
- Clemson head coach Audra Smith is a former Cavalier player and assistant coach. She was also UVA's 2015 ACC Women's Basketball Legend. During Smith's four-year playing career at Virginia (1989-92), the Cavaliers went 113-18, made three trips to the Final Four and won two ACC Championships. After graduating from Virginia with a degree in sociology in 1992, she worked in her hometown of Milledgeville, Georgia, before joining Debbie Ryan's staff in 1994, serving as an assistant coach. Smith served as the recruiting coordinator beginning in 2000, before leaving in 2004 to become the head coach at Alabama Birmingham

QUICK HITTERS AND FUN FACTS ABOUT THE HOOS

- Sophomore forward/guard Jocelyn Willoughby was appointed as the non-voting, student-athlete member of the NCAA Division I Women's Basketball Oversight Committee. Willoughby is the lone student-athlete on the 15-member committee with her tenure running through June 2020. The goals of the committee are to advance the game and perception of women's basketball, improve the student-athlete experience and put an emphasis on the personal growth of student athletes. Along with the goals, it will also work to supervise qualifications and/or selection procedures for the NCAA Division I Women's Basketball Championship and provide direction to the NCAA Division I Women's Basketball Rules Committee regarding playing rules
- Aliyah Huland El is a kinesiology major and wants to become a pediatrician
- The 1992-93 ACC Champion Cavalier team will be honored on January 21 (Virginia Tech game) as part of this year's National Girls and Women in Sports Day celebration. National Girls and Women in Sports Day brings national attention to the achievements of female athletes and to issues facing girls and women in sport. The event is co-sponsored by the University of Virginia Athletics Department and Women's Center. This season marks the 25th anniversary of the squad that won the ACC regular-season title and captured the ACC Tournament Championship for the second consecutive season in a triple-overtime thriller against Maryland.
- The Cavaliers took a foreign tour this summer, spending seven days in Costa Rica in August, taking on a Canadian team as well as the Costa Rican National Team. It allowed the squad time to practice as well as the experience of getting three exhibition games under their belt. While in Costa Rica, the team went zip lining through a jungle while others went on an ATV tour. Some of them took surfing lessons as well as seeing wildlife that included a river filled with crocodiles. Their favorite part of the trip, however, was a trip to an orphanage, an activity they enjoyed so much, the itinerary of the trip was altered to allow a return visit to see the kids

WHAT'S IN A NAME?

- Felicia Aiyeotan's first name means "fortunate, lucky"
- Dominique Toussaint was "named after the country my parents are from: Dominica"
- Jocelyn Willoughby: "There's a jazz singer named Jocelyn Brown. My dad really liked her name, Jocelyn, and decided that if he had a daughter, that would be her name."
- Lisa Jablonowski's middle name is her grandmother's name
- J'Kyra Brown: "My initials are JMB, the same initials of my Dad's name as well as his two brothers"
- Jae'Lisa Allen: Dad name - Jason, mom's name - Lisa = Jae'Lisa

COMEBACKS

- The Cavaliers had three-straight games in which they mounted comeback bids, Nov. 25 against Harvard, Nov. 26 against Duquesne and Nov. 29 against Maryland
- Virginia trailed by 9 points, 39-30, early in the fourth quarter against Harvard, but came back to win 50-48
- Duquesne led by 12 points early in the fourth quarter (Nov. 26), but the Cavaliers cut it to a four-point deficit, 67-63, in the final 40 seconds of the game after back-to-back threes from Huland El, but Duquesne held on for a 74-63 victory
- Against Maryland, the Cavaliers erased a 12-point second-half deficit to take a 54-51 lead with 7:40 remaining in the game, but Maryland came back to pick up the 60-59 victory
- Earlier in the season against Georgia, the Cavaliers trailed by 14 points early in the fourth quarter, but got the deficit down to one point with eight seconds remaining, but couldn't complete the comeback
- Virginia trailed by 11 points in the first quarter against Ohio, but used a 21-0 third-quarter run to win 77-59
- Virginia trailed Syracuse by nine points in the first half against Syracuse, coming back to win 68-63

VIRGINIA RECORD BOOK

1000 POINTS CLUB

1.	2540	Monica Wright (200-10)
2.	2135	Dawn Staley (1989-92)
25.	1122	LaTonya Blue (2002-05)
26.	1080	Breyana Mason (2014-17)
27.	1070	Schuye LaRue (2000-01)
28.	1053	Siedah Williams (2004-07)
29.	1034	Svetlana Volnaya (1999-01)
30.	1028	Sarah Imovbioh (2013-15)
31.	1023	Chelsea Shine (2009-12)
32.	1003	Jenny Boucek (1993-96)

NR	931	Lauren Moses (2015-present)
NR	909	Aliyah Huland El (2015-present)

BLOCKS- CAREER

1.	330	DeMya Walker (1996-99)
2.	152	Heather Burge (1990-93)
3.	139	Jocelyn Logan-Friend (2002-05)
4.	123	Monick Foote (1995-99)
5.	110	Tonya Cardoza (1987-91)
6.	108	Heidi Burge (1990-93)
7.	99	Chrissy Reese (1980-83)
8.	96	Laurie Carter (1984-88)
9.	94	Felicia Aiyeotan (2017-present)
10.	86	Schuye LaRue (1999-01)

BLOCKS- SEASON

1.	95	DeMya Walker (1998)
2.	84	DeMya Walker (1997)
3.	83	DeMya Walker (1999)
4.	68	DeMya Walker (1996)
5.	63	Jocelyn Logan-Friend (2005)
6.	56	Chrissy Reese (1980)
7.	54	Felicia Aiyeotan (2017)
8.	49	Heather Burge (1993)
9.	46	Schuye LaRue (2000)
NR.	40	Felicia Aiyeotan (2018)

2017-18 VIRGINIA WOMEN'S BASKETBALL ROSTER
NUMERICAL

NO.	NAME	POS.	HT.	CLASS	HOMETOWN / PREVIOUS SCHOOL
1	Brianna Tinsley	Guard	5-7	Fr.	Madison, Va./St. Anne's-Belfield
2	Jae'Lisa Allen	Forward	6-2	Sr.	Pine Bluff, Ark./White Hall
3	Lauren Moses	Forward	6-2	Sr.	Mount Holly, N.J./Rancocas Valley
4	Dominique Toussaint	Guard	5-9	So.	Staten Island, N.Y./Christ the King
5	Khyasia Caldwell	Guard	5-5	Fr.	Pocono Summit, Pa./Pocono Mountain East
10	J'Kyra Brown	Guard	5-11	Sr.	Rocky Mount, N.C./Rocky Mount HS/East Carolina
13	Jocelyn Willoughby	Guard	6-0	So.	East Orange, N.J./Newark Academy
14	Lisa Jablonowski	Forward	6-3	So.	Ernster, Luxembourg/Lycees des Garcons
20	Amandine Toi	Guard	5-11	Fr.	Paris, France / ISEP Academy
23	Aliyah Huland El	Guard	6-1	Sr.	Randolph, N.J./Randolph
30	Felicia Aiyeotan	Center	6-9	So.	Lagos, Nigeria/Blair Academy (N.J.)
32	Moné Jones	Forward	6-3	Jr.	Durham, N.C./Riverside
35	Shakyna Payne	Forward	6-3	So.	Acworth, Ga./SW Atlanta Christian Academy

ALPHABETICAL

NO.	NAME	POS.	HT.	CLASS	HOMETOWN / PREVIOUS SCHOOL
30	Felicia Aiyeotan	Center	6-9	So.	Lagos, Nigeria/Blair Academy (N.J.)
2	Jae'Lisa Allen	Forward	6-2	Sr.	Pine Bluff, Ark./White Hall
10	J'Kyra Brown	Guard	5-11	Sr.	Rocky Mount, N.C./Rocky Mount HS/East Carolina
5	Khyasia Caldwell	Guard	5-5	Fr.	Pocono Summit, Pa./Pocono Mountain East
23	Aliyah Huland El	Guard	6-1	Sr.	Randolph, N.J./Randolph
4	Lisa Jablonowski	Forward	6-3	So.	Ernster, Luxembourg/Lycees des Garcons
32	Moné Jones	Forward	6-3	So.	Durham, N.C./Riverside
3	Lauren Moses	Forward	6-2	Sr.	Mount Holly, N.J./Rancocas Valley
35	Shakyna Payne	Forward	6-3	So.	Acworth, Ga./SW Atlanta Christian Academy
1	Brianna Tinsley	Guard	5-7	Fr.	Madison, Va./St. Anne's-Belfield
20	Amandine Toi	Guard	5-11	Fr.	Paris, France / ISEP Academy
4	Dominique Toussaint	Guard	5-9	So.	Staten Island, N.Y./Christ the King
13	Jocelyn Willoughby	Guard	6-0	So.	East Orange, N.J./Newark Academy

HEAD COACH: Joanne Boyle (Duke '85), 7th Year at Virginia

ASSISTANT COACH: La'Keshia Frett Meredith (Georgia '97), 5th year at Virginia

ASSISTANT COACH: Katherine Graham (LSU, '11), 2nd year at Virginia

ASSISTANT COACH: Tim Taylor (James Madison, '89), 9th year at Virginia

PRONUNCIATION GUIDE

Felicia Aiyeotan	eye-OH-tahn
Jae'Lisa Allen	JAY-lisa
J'Kyra Brown	Juh-KYE-rah
Khyasia Caldwell	KIE-Asia
Aliyah Huland El	ahh-LEE-uh HEW-land ELLE
Lisa Jablonowski	LEE-zuh YOB-lo-NOW-skee
Shakyna Payne	shuh-KYE-nuh
Amandine Toi	Ah-moe-DEEN TWAH
Dominique Toussaint	too-SAWN
La'Keshia Frett Meredith	Lah-KEE-shah

30 FELICIA AIYEOTAN



6-9 • Sophomore • Center • Lagos, Nigeria • Blair Academy (N.J.)

2017-18

- Made her first career start at Mississippi State (11/10)
- Had her second career double-double against Central Connecticut with 12 points and 10 rebounds (11/12)
- Had eight points with seven rebounds against Georgia (11/16)
- Came off the bench to score 10 points with six rebounds and six blocked shots in the game against Maryland, going 5-of-7 from the field (11/29)
- Had a career-high 14 rebounds with 10 points in 22 minutes against Ohio (12/17)
- Back-to-back double-doubles against Pitt and Syracuse to start ACC play

2016-17

- Third in the ACC in blocked shots
- Her 53 blocked shots this season is seventh in the Virginia record book for blocked shots in a single season. The Virginia freshman record is held by DeMya Walker who blocked 68 in her rookie campaign in 1996. Aiyetan already has more blocked shots this season than the entire team did in 2013-14

OTHER

- Is 6-9 with a wing span of 7-3
- Played her senior season at Blair Academy (N.J.), averaging 14.0 points per game. As a junior at Nuemann Goretti High in Philadelphia, Pa., won the national title with the team going 30-0 and finishing as the top-ranked high school team in the country
- Rated as the No. 87 overall prospect and No. 14 at her position by ProspectNation and No. 15 among all 2016-17 centers by ESPN HoopGurlz
- Played on the Nigerian U16 National Team

2017-18 GAME-BY-GAME:

Opponent	GS	FG-FGA	3FG-3FGA	FT-FTA	Off-Def	Total Reb	PF	Points	A	TO	Blk	Stl	Min
at Miss St	*	1-2	0-0	2-4	2-5	7	1	4	0	2	4	0	29
CENT CONN	*	6-11	0-0	0-2	6-4	10	3	12	0	0	1	1	18
GEORGIA	*	3-8	0-0	2-2	2-5	7	1	8	1	2	1	1	29
at Dayton	*	2-6	0-0	1-2	2-4	6	2	5	0	2	2	0	12
HAMPTON		1-2	0-0	0-0	0-3	3	3	2	0	1	3	0	15
HARVARD		2-6	0-0	2-3	6-1	7	3	6	2	0	0	0	15
DUQUESNE		1-1	0-0	0-0	0-5	5	1	2	2	2	3	0	17
MARYLAND		5-7	0-0	0-2	1-5	6	2	10	0	2	6	0	27
UNCG	*	3-8	0-0	2-4	2-7	9	1	8	1	5	6	0	26
at Rutgers	*	3-7	0-0	0-0	2-9	11	1	6	1	2	4	0	37
vs Ohio	*	4-11	0-0	2-4	6-8	14	0	10	0	0	3	0	22
vs Indiana	*	5-8	0-0	0-0	2-1	3	2	10	2	4	0	0	17
MANHATTAN	*	3-5	0-0	1-1	2-7	9	1	7	0	2	1	0	22
PITT	*	5-6	0-0	0-0	4-6	10	0	10	1	2	3	0	24
SYRACUSE	*	6-10	0-0	0-2	2-8	10	1	12	3	3	2	1	28
at NC State	*	2-7	0-0	0-0	2-3	5	4	4	0	2	1	0	21
CLEMSON													
at BC													
at Duke													
VIRGINIA TECH													
UNC													
at Georgia Tech													
LOUISVILLE													
at FSU													
at Virginia Tech													
NOTRE DAME													
MIAMI													
at Louisville													
at Wake													

SINGLE GAME BESTS

POINTS

Season: 12 vs CCSU (11/12)

Career: 23 vs Coppin State (11/13/16)

REBOUNDS

Season: 14 vs Ohio (12/17)

Career: 14 vs Ohio (12/17/17)

FG MADE

Season:

Career: 10 vs Coppin State (11/13/16)

FG ATTEMPTS

Season: 11 (2x)

Career: 12 vs Coppin State (11/13/16)

FG PERCENTAGE

Season: 5-of-6 vs Pitt (12/28)

Career: 8-of-9 (.889) vs UIC (12/16/16)

FT MADE

Season:

Career: 3

FT ATTEMPTS

Season:

Career: 4

ASSISTS

Season: 3 vs Syracuse (12/31)

Career: 3 vs Syracuse (12/31/17)

BLOCKS

Season: 6 (2x), last vs UNCG (12/2)

Career: 6 (multiple)

STEALS

Season:

Career: 2, Nebraska (11/26/16)

Double Doubles:

Season: 4, last vs. Syracuse (12/31)

Career: 5, last vs. Syracuse (12/31)

VIRGINIA CAREER STATISTICS

Year	G-GS	Min/Avg	FG-FGA	Pct.	3FG-A	Pct.	FT-FTA	Pct.	O-D	T	Avg.	Pf-DQ	Ast	TO	Blk	St	Pts	Avg
2016-17	33-0	411/12.5	65-125	.520	0-0	.000	21-32	.656	42-79	121	3.7	28-0	14	39	54	4	151	4.6
2017-18	16-12	359/22.4	52-105	.495	0-0	.000	12-26	.462	41-81	122	7.6	26-0	13	31	40	3	116	7.3
TOTAL	49-12	770/15.7	117-230	.509	0-0	.000	33-58	.569	83-160	243	5.0	54-0	27	70	94	7	267	5.4

2 JAE'LISA ALLEN



6-2 • Senior • Forward • Pine Bluff, Ark. • White Hall

AT VIRGINIA 2017-18

- Played a career-high 20 minutes against Coppin State, scoring 5 points with three rebounds
- Scored four points in the win over UNCG, playing 12 minutes (12/2)

SINGLE GAME BESTS

POINTS

Season: 4 vs UNCG (12/2)
Career: 5 vs Coppin State (11/13/16)

REBOUNDS

Season:
Career: 3 (2x)

FG MADE

Season:
Career: 2

FG ATTEMPTS

Season:
Career: 4

3 PT FG MADE

Season:
Career:

3 PT FG ATTEMPTS

Season:
Career:

FT MADE

Season:
Career:

FT ATTEMPTS

Season:
Career:

ASSISTS

Season:
Career:

BLOCKS

Season:
Career:

STEALS

Season:
Career:

2017-18 GAME-BY-GAME

Opponent	GS	FG-FGA	3FG-3FGA	FT-FTA	Off-Def	Total Reb	PF	Points	A	TO	Blk	Stl	Min
at Miss St		DNP											
CCSU		1-2	0-0	1-2	2-0	2	1	3	1	0	1	0	15
GEORGIA		DNP											
at Dayton		DNP											
HAMPTON		DNP											
HARVARD		DNP											
DUQUESNE		DNP											
MARYLAND		DNP											
UNCG		2-4	0-0	0-0	0-0	0	0	4	1	2	0	1	12
at Rutgers		0-1	0-0	0-0	0-0	0	0	0	0	0	0	0	3
vs Ohio		1-1	0-0	0-0	0-2	2	2	2	0	0	0	0	8
vs Indiana		DNP											
MANHATTAN		0-0	0-0	0-0	0-1	1	1	0	0	0	0	0	6
PITT		DNP											
SYRACUSE		DNP											
at NC State		DNP											
CLEMSON													
at BC													
at Duke													
VIRGINIA TECH													
UNC													
at Georgia Tech													
LOUISVILLE													
at FSU													
at Virginia Tech													
NOTRE DAME													
MIAMI													
at Louisville													
at Wake													

VIRGINIA CAREER STATISTICS

Year	G-GS	Min/Avg	FG-FGA	Pct.	3FG-A	Pct.	FT-FTA	Pct.	O-D	T	Avg.	Pf-DQ	Ast	TO	Blk	St	Pts	Avg
2014-15	4-0	13/3.3	1-3	.333	0-0	.000	0-0	.000	0-2	2	0.5	3-0	0	0	0	0	2	0.5
2015-16	9-0	24/2.7	2-9	.222	0-0	.000	0-0	.000	4-1	5	0.6	3-0	0	2	0	0	4	0.4
2016-17	16-0	94/5.9	3-13	.231	0-0	.000	4-7	.571	6-5	11	0.7	14-0	2	6	1	2	10	0.6
2017-18	6-0	44/7.3	4-9	.444	0-0	.000	1-2	.500	2-3	5	0.8	4-0	2	2	1	2	9	1.5
TOTAL	35-0	175/5.0	10-34	.294	0-0	.000	5-9	.556	12-11	23	0.7	24-0	4	10	2	4	25	0.7

10 J'KYRA BROWN



5-11 • R-Senior • Guard • Rocky Mount, N.C. • Rocky Mount High School

AT VIRGINIA 2017-18

- Was in the starting lineup for the season-opener at Mississippi State, the 11th start of her UVA career
- Brought down seven rebounds against Georgia (11/16)
- Scored a team-high 15 points while going 4-of-4 from three-point range against UNCG (12/2)
- Had 13 points at Rutgers, scoring eight of UVA's first 10 points in the contest (12/4)
- Scored a career-high 24 points in the win over Indiana (12/18), going 7-of-11 from the field and 6-of-6 from the freethrow line
- Had a streak of six-straight games scoring in double-digits from Nov. 26 (Dukesne) to Dec. 18 (Indiana), averaging 15.3 ppg in that span

2016-17

- Scored a UVA career high 18 points against Coppin State (11/13)
- Started the season with a 9-1 assist-to-turnover ratio in the first 3 games
- Made her 1st start of season against UIC, scoring 7pts with 5 assists
- Scored 14 points on 6-of-8 shooting against Md. Eastern Shore (12/21)
- Scored nine points with a team-high 10 rebounds against UMBC (12/28)
- Let the team in scoring (10 pts) and rebounding (6 reb) at Pitt (1/22)
- Made her second start of the season at Notre Dame, scoring 11 points in the first half and 14 overall, also dishing five assists and grabbing five steals (1/29)
- Recorded first career double-double (12 pts/10 rebs) in win over Georgia Tech (2/2)
- Scored 16 points in the first half against Wake Forest (2/12)
- Started both games of the WNIT, scoring 14 points in the win at Saint Joseph's, including 9 points in fourth quarter

2017-18 GAME-BY-GAME

Opponent	GS	FG-FGA	3FG-3FGA	FT-FTA	Off-Def	Total Reb	PF	Points	A	TO	Blk	Stl	Min
at Miss St	*	2-8	0-2	0-0	0-4	4	4	4	0	6	0	1	32
CENT CONN	*	3-6	1-4	1-2	0-4	4	0	8	2	3	0	1	15
GEORGIA	*	0-3	0-3	1-2	1-6	7	1	1	2	3	0	1	22
at Dayton		3-12	2-6	0-0	0-5	5	3	8	1	3	0	0	33
HAMPTON		2-6	2-5	0-0	0-3	3	0	6	2	1	0	0	24
HARVARD		1-7	0-4	1-2	0-1	1	2	3	0	1	0	0	24
DUQUESNE		4-9	2-5	5-6	1-3	4	5	15	2	3	0	1	36
MARYLAND		5-10	1-3	0-0	0-1	1	0	11	4	1	0	2	30
UNCG		5-6	4-4	1-2	0-6	6	3	15	4	1	0	0	29
at Rutgers	*	5-11	3-8	0-2	1-5	6	3	13	3	0	0	1	40
vs Ohio		4-6	4-5	2-2	1-4	5	2	14	6	4	0	0	28
vs Indiana		7-11	4-7	6-6	2-2	4	1	24	2	4	0	0	36
MANHATTAN		3-9	1-4	1-1	1-2	3	1	8	4	3	1	2	28
PITT		3-10	3-5	0-0	0-2	2	3	9	1	3	0	0	28
SYRACUSE		4-10	2-6	2-4	2-4	6	0	12	3	2	1	2	27
at NC State		5-9	4-6	4-8	1-4	5	3	18	2	3	0	1	34
CLEMSON													
at BC													
at Duke													
VIRGINIA TECH													
UNC													
at Georgia Tech													
LOUISVILLE													
at FSU													
at Virginia Tech													
NOTRE DAME													
MIAMI													
at Louisville													
at Wake													

SINGLE GAME BESTS

POINTS

Season: 24 vs Indiana (12/18)
Career: 24 vs Indiana (12/18/17)

REBOUNDS

Season: 7 vs Georgia (11/16)
Career: 10 (3x) last vs. Georgia Tech (2/2)

FG MADE

Season: 7 vs Indiana (12/18)
Career: 7 vs Indiana (12/18/17)

FG ATTEMPTS

Season: 12 at Dayton (11/19)
Career: 14 at Notre Dame (1/29/16)

FG Percentage

Season: 5-6 vs UNCG (12/2)
Career: 5-6 vs UNCG (12/2/17)

3 PT FG MADE

Season: 4 vs UNCG (12/2)
Career: 4 (several)

3 PT FG ATTEMPTS

Season: 8 at Rutgers (12/4)
Career: 9 at Miami (2/9/17)

3 PT FG Percentage

Season: 4-4 vs UNCG (12/2)
Career: 4-4 vs UNCG (12/2/17)

FT MADE

Season: 6 vs Indiana (12/18)
Career: 8 vs Florida State (2/16/17)

FT ATTEMPTS

Season: 8 at NC State (1/4)
Career: 10 vs Florida State (2/16/17)

ASSISTS

Season: 4 (2x) last vs UNCG (12/2)
Career: 6 (2x) last at Syracuse (1/2/17)

STEALS

Season: 1 at Rutgers (12/4)
Career: 5 at Notre Dame (1/29/17)

DOUBLE DOUBLES

Season:
Career: 1 vs Georgia Tech (2/2)

AT EAST CAROLINA

Year	G-GS	Min/Avg	FG-FGA	Pct.	3FG-A	Pct.	FT-FTA	Pct.	O-D	T	Avg.	Pf-DQ	Ast	TO	Blk	St	Pts	Avg
2013-14	31-1	341/11.0	63-155	.406	27-81	.333	31-42	.738	21-31	52	1.7	45-0	25	41	9	16	184	5.9
AT VIRGINIA																		
Year	G-GS	Min/Avg	FG-FGA	Pct.	3FG-A	Pct.	FT-FTA	Pct.	O-D	T	Avg.	Pf-DQ	Ast	TO	Blk	St	Pts	Avg
2015-16	33-6	545/16.5	51-168	.304	27-85	.318	37-52	.712	31-61	92	2.8	60-0	30	50	3	23	166	5.0
2016-17	33-4	808/24.5	86-220	.391	48-127	.378	65-91	.714	42-95	137	4.2	64-1	67	73	4	36	285	8.6
2017-18	16-4	466/29.1	56-133	.421	33-77	.429	24-37	.649	10-56	66	4.1	31-1	38	41	2	12	169	10.6
TOTAL	82-14	1819/22.2	193-521	.370	108-289	.374	126-180	.700	83-212	295	3.6	155-2	135	164	9	71	620	7.6

5 KHYASIA CALDWELL



5-5 • Freshman • Guard • Pocono Summit, Pa. • Pocono Mountain East

AT VIRGINIA

2017-18

- Made her collegiate debut at Mississippi State, scoring two points and grabbing a steal in two minutes on the court (11/10)
- Scored four points in four minutes against Manhattan (12/21)
- Will be a two-sport athlete at UVA, also be competing for the track & field team in the spring

HIGH SCHOOL/CLUB

- Four-year varsity letter winner in basketball at Pocono Mountain East High School
- Earned Second Team All-Conference honors her freshman season, tying her school record for single-game rebounding with 23 in one contest
- First Team All-Conference her sophomore and senior seasons
- Junior season was named the Pocono Record Girl's Basketball Player of the Year
- Reached the 1,000 career point mark her senior year while averaging 14 points, 7.4 assists and 9 rebounds per game
- Also competed in track: Three-time PIAA State Champion in the long jump
- Holds school records in four events: the 100 (12.14), 200 (24.54), 400 (57.94) and long jump (20-5), and owns the long jump record in both the Eastern Pennsylvania Conference and District 11

SINGLE GAME BESTS

POINTS

Season: 5 vs CCSU (11/12)

REBOUNDS

Season:

FG MADE

Season:

FG ATTEMPTS

Season:

3 PT FG MADE

Season:

3 PT FG ATTEMPTS

Season:

Career:

FT MADE

Season:

FT ATTEMPTS

Season:

ASSISTS

Season:

BLOCKS

Season:

STEALS

Season:

2017-18 GAME-BY-GAME

Opponent	GS	FG-FGA	3FG-3FGA	FT-FTA	Off-Def	Total Reb	Pf	Points	A	TO	Blk	Stl	Min
at Miss St	1-2	0-0	0-0	0-0	0-0	0	0	2	0	0	0	1	2
CENT CONN	2-3	1-2	0-2	1-1	2	3	5	1	0	0	0	0	9
GEORGIA	0-0	0-0	0-0	0-0	0	0	0	0	0	0	0	0	0
at Dayton	0-0	0-0	0-0	0-0	0	0	0	0	0	0	0	0	0+
HAMPTON	DNP												
HARVARD	DNP												
DUQUESNE	0-0	0-0	0-0	0-0	0	2	0	0	0	0	0	0	0+
MARYLAND	DNP												
UNCG	0-0	0-0	0-0	0-0	0	1	0	0	1	0	0	0	5
at Rutgers	0-0	0-0	0-0	0-0	0	0	0	0	0	0	0	0	1
vs Ohio	0-3	0-0	0-0	0-0	0	1	0	0	0	0	0	0	3
vs Indiana	DNP												
MANHATTAN	1-1	0-0	2-2	0-0	0	0	4	0	0	0	0	0	4
PITT	DNP												
SYRACUSE	DNP												
at NC State	DNP												
CLEMSON													
at BC													
at Duke													
VIRGINIA TECH													
UNC													
at Georgia Tech													
LOUISVILLE													
at FSU													
at Virginia Tech													
NOTRE DAME													
MIAMI													
at Louisville													
at Wake													

VIRGINIA CAREER STATISTICS

Year	G-GS	Min/Avg	FG-FGA	Pct.	3FG-A	Pct.	FT-FTA	Pct.	O-D	T	Avg.	Pf-DQ	Ast	TO	Blk	St	Pts	Avg
2017-18	9-0	24/2.7	4-9	.444	1-2	.500	2-4	.500	1-1	2	0.2	8-0	1	1	0	1	11	1.2

23 ALIYAH HULAND EL



6-1 • Senior • Guard • Randolph, N.J. • Randolph High School

AT VIRGINIA 2017-18

- Came off the bench to go 5-of-6 from the field for 13 points against Central Connecticut (11/12)
- Had a season-high seven rebounds against Georgia (11/16)
- Made her first start of the season against Hampton, scoring 10 points in the first half (11/21)
- Named to the Cavalier Classic all-tournament team after hitting the game-tying three-pointer against Harvard (11/25) and scoring a team-high 17 points against Duquesne (11/26)
- Grabbed 10 rebounds in the overtime win against Indiana (12/18)

2016-17

- Had the first double-double of her career with 12 points and 10 assists against Coppin State, the first UVA player to have double-digit assists in a game since Sharneé Zoll had 11 in 2008
- Scored 11 points in the first quarter in the win over Rutgers (11/20)
- Back-to-back 16-point games against Rutgers and St. John's (11/20, 25)
- Made her first five field goal attempts against BC, scoring 12 points in the first 16 minutes (1/15)
- Scored 10 points against NC State, with seven coming in the final quarter (2/26)

2017-18 GAME-BY-GAME:

Opponent	GS	FG-FGA	3FG-3FGA	FT-FTA	Off-Def	Total Reb	PF	Points	A	TO	Blk	Stl	Min
at Miss St		2-6	0-2	2-2	0-0	0	2	6	0	0	0	0	21
CENT CONN		5-6	1-1	2-2	0-1	1	1	13	2	1	1	3	17
GEORGIA		3-4	2-3	1-2	2-5	7	2	9	2	2	1	1	20
at Dayton		3-6	1-2	1-1	1-2	3	3	8	1	1	2	1	27
HAMPTON	*	3-9	2-3	2-2	0-2	2	1	10	2	1	1	2	29
HARVARD	*	2-6	2-5	2-2	2-3	5	2	8	4	4	2	2	26
DUQUESNE	*	5-13	4-10	3-5	2-2	4	3	17	0	1	1	0	23
MARYLAND	*	3-5	1-3	2-2	0-1	1	2	9	1	2	2	0	23
UNCG	*	5-8	3-4	0-0	0-3	3	4	13	2	5	1	1	30
at Rutgers	*	1-4	0-2	1-2	2-2	4	4	3	2	2	0	0	25
vs Ohio	*	8-15	1-2	0-0	3-0	3	2	17	1	2	1	0	25
vs Indiana	*	3-11	1-4	0-0	3-7	10	2	7	1	3	0	0	32
MANHATTAN	*	3-8	0-3	1-1	1-1	2	1	7	2	3	0	2	24
PITT	*	3-7	0-2	4-4	0-2	2	2	10	0	1	1	0	25
SYRACUSE	*	4-8	3-5	4-6	3-2	5	1	15	2	2	0	1	35
at NC State	*	5-11	1-4	2-2	1-3	4	0	13	1	2	0	0	37
CLEMSON													
at BC													
at Duke													
VIRGINIA TECH													
UNC													
at Georgia Tech													
LOUISVILLE													
at FSU													
at Virginia Tech													
NOTRE DAME													
MIAMI													
at Louisville													
at Wake													

SINGLE GAME BESTS

POINTS

Season: 17 (2x) last vs Ohio (12/17)
Career: 23 vs Louisville (1/5/17)

REBOUNDS

Season: 10 vs Indiana (12/18)
Career: 10 (2x) vs Indiana (12/18/17)

FG MADE

Season: 8 vs Ohio (12/17)
Career: 9 vs Longwood (11/22/15)

FG ATTEMPTS

Season: 15 vs Ohio (12/17)
Career: 15 (2x)

FG SHOOTING

Season: 5-6 (.833) vs CCSU (11/12)
Career: 7-10 (.700) vs NJIT (12/5/15)

3 PT FG MADE

Season: 4 vs Duquesne (11/26)
Career: 4, several

3 PT FG ATTEMPTS

Season: 10 vs Duquesne (11/26)
Career: 10 vs Duquesne (11/26/17)

3 PT FG PERCENTAGE

Season: 3-of-4 vs UNCG (12/2)
Career: 3-of-3 vs Miami (1/3/16)

FT MADE

Season:
Career: 7 at Auburn (11/19/15)

FT ATTEMPTS

Season:
Career: 8 at Auburn (11/19/15)

ASSISTS

Season: 2 (2x) last vs. Georgia (11/16)
Career: 10 vs Coppin State (11/13/16)

BLOCKS

Season: 1 (2x) last vs Georgia (11/16)
Career: 3 (2x) last vs Miami (1/3/16)

STEALS

Season: 3 vs. CCSU (11/12)
Career: 4 vs Longwood (12/16/14)

DOUBLE DOUBLES

Season:
Career: 1 vs Coppin State (11/13/16)

VIRGINIA CAREER STATISTICS

Year	G-GS	Min/Avg	FG-FGA	Pct.	3FG-A	Pct.	FT-FTA	Pct.	O-D	T	Avg.	Pf-DQ	Ast	TO	Blk	St	Pts	Avg
2014-15	31-1	552/17.8	63-189	.333	23-93	.247	24-32	.750	19-34	53	1.7	59-0	29	43	10	24	173	5.6
2015-16	34-10	853/25.1	120-281	.427	35-107	.327	51-63	.810	40-74	114	3.4	90-4	46	94	21	35	326	9.6
2016-17	33-23	750/22.7	87-222	.392	35-113	.310	36-51	.706	29-70	99	3.0	65-0	43	49	19	24	245	7.4
2017-18	16-12	419/26.2	58-127	.457	22-55	.400	27-33	.818	20-36	56	3.5	32-0	23	32	13	13	165	10.3
TOTAL	114-46	2574/22.6	328-819	.400	115-368	.313	138-179	.771	108-214	322	2.8	246-4	141	218	63	96	909	8.0

14 LISA JABLONOWSKI



6-3 • Sophomore • Wing/Forward • Ernster, Luxembourg • Lycee des Garcons

AT VIRGINIA

2017-18

- Started the game at Dayton (11/19)

2016-17

- Moved into the starting lineup for the final nine games of the season
- Made her collegiate debut in the season-opener against Middle Tennessee, scoring four points with four rebounds in 11 minutes
- Had a game-high six rebounds in 13 minutes against Rutgers (11/20)
- Made her first career start against Wake Forest (2/12)
- Had a team-high eight rebounds in the upset win over No. 4 FSU (2/16)

HIGH SCHOOL/CLUB

- Named Sportswoman of the Year, the most prestigious award in Luxembourg, for her performance in the 2014-15 season
- Helped lead her Amicale Steinsel team to the 2016 National Championship of Luxembourg
- Voted to the 2016 Luxembourgish League All-Star Game roster
- Was named the Eurobasket.com Player of the Week (Nov. 9, 2015) after scoring 21 points with nine rebounds and four assists in a victory over Sparta
- A three-time MVP of the U16 and U18 divisions, she helped her team win the Luxembourg Cup in 2014 and guided them to second place finishes in the U14, U16 and U18 championships.

2017-18 GAME-BY-GAME:

Opponent	GS	FG-FGA	3FG-3FGA	FT-FTA	Off-Def	Total Reb	PF	Points	A	TO	Blk	Stl	Min
at Miss St		2-3	1-1	0-0	0-3	3	4	5	0	1	0	0	17
CENT CONN		2-3	0-0	0-0	3-3	6	0	4	1	0	0	1	18
GEORGIA		0-3	0-0	0-0	0-3	3	1	0	0	2	0	0	18
at Dayton	*	0-0	0-0	0-0	0-3	3	3	0	2	1	0	0	20
HAMPTON		2-3	0-0	0-0	0-3	3	1	4	1	0	0	2	20
HARVARD		1-3	0-0	0-2	4-2	6	1	2	1	1	0	1	16
DUQUESNE		3-8	0-2	0-0	3-1	4	2	6	2	1	0	0	25
MARYLAND		1-2	0-1	0-2	3-1	4	1	2	2	2	0	1	25
UNCG		1-2	0-1	0-2	3-1	4	1	2	2	2	0	1	25
at Rutgers		1-2	0-0	0-0	1-3	4	1	2	2	1	0	1	27
vs Ohio		3-5	0-1	0-0	2-1	3	1	6	1	0	0	0	21
vs Indiana		0-0	0-0	2-2	3-2	5	2	2	2	0	1	0	22
MANHATTAN		3-8	0-0	0-0	2-2	4	2	6	1	1	0	1	20
PITT		2-4	0-0	0-0	2-1	3	0	4	1	1	1	2	23
SYRACUSE		1-1	0-0	0-0	0-0	0	1	2	0	0	0	0	12
at NC State		1-3	1-2	0-0	1-2	3	1	3	2	1	0	0	18
CLEMSON													
at BC													
at Duke													
VIRGINIA TECH													
UNC													
at Georgia Tech													
LOUISVILLE													
at FSU													
at Virginia Tech													
NOTRE DAME													
MIAMI													
at Louisville													
at Wake													

SINGLE GAME BESTS

POINTS

Season: 6 vs Duquesne (11/26)

Career: 9 vs Nebraska (11/26)

REBOUNDS

Season: 6 (2x)

Career: 8 vs Florida State (2/16)

FG MADE

Season:

Career: 4 vs Nebraska (11/26)

FG ATTEMPTS

Season:

Career: 5 (2x)

3 PT FG MADE

Season:

Career:

3 PT FG ATTEMPTS

Season:

Career: 2

FT MADE

Season:

Career:

FT ATTEMPTS

Season:

Career:

ASSISTS

Season:

Career:

BLOCKS

Season:

Career:

STEALS

Season:

Career: 3 (2x) last at Syracuse (01/02)

VIRGINIA CAREER STATISTICS

Year	G-GS	Min/Avg	FG-FGA	Pct.	3FG-A	Pct.	FT-FTA	Pct.	O-D	T	Avg.	Pf-DQ	Ast	TO	Blk	St	Pts	Avg
2016-17	32-9	521/16.3	34-80	.425	4-15	.267	6-17	.353	45-38	83	2.6	27-0	22	29	8	30	78	2.4
2017-18	16-1	310/19.4	21-43	.488	3-9	.333	5-10	.500	22-32	54	3.4	19-0	19	13	2	9	50	3.1
TOTAL	48-10	831/17.3	55-123	.447	7-24	.292	11-27	.407	67-70	137	2.9	46-0	41	42	10	39	128	2.7

32 MONÉ JONES



6-3 • Junior • Forward • Durham, N.C. • Riverside High School

AT VIRGINIA

2017-18

- Missed 10 games, beginning with Hampton (11/21) with a foot injury. Dressed for the Syracuse game (12/31), but did not play

2016-17

- Missed the first eight games of the season with a leg injury
- Made her season debut against UIC, scoring 3 ptts in 12 minutes (12/16)
- Scored nine points in 18 minutes against MDES (12/21)

SINGLE GAME BESTS

POINTS

Season:

Career: 10 vs Norfolk State (11/16/15)

REBOUNDS

Season:

Career: 7 vs NJIT (12/5/15)

FG MADE

Season:

Career: 3 at MT (11/13/15)

FG ATTEMPTS

Season:

Career: 8 at MT (11/13/15)

3 PT FG MADE

Season:

Career:

3 PT FG ATTEMPTS

Season:

Career:

FT MADE

Season:

Career: 4 vs Norfolk State (11/16/15)

FT ATTEMPTS

Season:

Career: 4, 2x last vs Tulane (11/28/15)

ASSISTS

Season:

Career: 1

BLOCKS

Season:

Career: 2

STEALS

Season:

Career: 3

2017-18 GAME-BY-GAME:

Opponent	GS	FG-FGA	3FG-3FGA	FT-FTA	Off-Def	Total Reb	PF	Points	A	TO	Blk	Stl	Min
at Miss St		0-3	0-0	0-0	0-0	0	1	0	2	1	0	0	19
CENT CONN		3-4	0-0	0-0	0-0	0	4	6	2	0	0	0	16
GEORGIA		0-1	0-0	0-0	0-0	0	0	0	0	2	0	0	8
at Dayton		0-0	0-0	0-0	1-0	1	0	0	1	0	0	0	4
HAMPTON		INJ											
HARVARD		INJ											
DUQUESNE		INJ											
MARYLAND		INJ											
UNCG		INJ											
at Rutgers		INJ											
vs Ohio		INJ											
vs Indiana		INJ											
MANHATTAN		INJ											
PITT		INJ											
SYRACUSE		DNP											
at NC State		DNP											
CLEMSON													
at BC													
at Duke													
VIRGINIA TECH													
UNC													
at Georgia Tech													
LOUISVILLE													
at FSU													
at Virginia Tech													
NOTRE DAME													
MIAMI													
at Louisville													
at Wake													

VIRGINIA CAREER STATISTICS

Year	G-GS	Min/Avg	FG-FGA	Pct.	3FG-A	Pct.	FT-FTA	Pct.	O-D	T	Avg.	Pf-DQ	Ast	TO	Blk	St	Pts	Avg
2015-16	33-1	572/17.3	37-101	.366	0-3	.000	24-32	.750	30-57	87	2.6	69-2	21	43	19	18	98	3.0
2016-17	25-0	243/9.7	12-38	.316	4-12	.333	12-15	.800	8-13	21	0.8	20-1	3	13	2	5	40	1.6
2017-18	4-0	47/11.8	3-8	.375	0-0	.000	0-0	.000	1-0	1	0.3	5-0	5	3	0	0	6	1.5
TOTAL	62-1	862/13.9	52-147	.354	4-15	.267	36-47	.766	39-70	109	1.8	94-3	29	59	21	23	144	2.3

3 LAUREN MOSES



6-2 • Senior • Forward • Mount Holly, N.J. • Rancocas High School

AT VIRGINIA

2017-18 SEASON

- Changed jersey number to three for senior season, after wearing 21 for her first three years
- Was out of the starting lineup at Dayton, but returned against Hampton (11/21)
- Named to the Cavalier Classic all-tournament team after getting a double-double of 13 points and 10 rebounds against Harvard (11/25), her second time earning all-tourney honors at the Cav Classic after also doing so in 2015
- Scored a then-season-high 14 points in the win over Indiana (12/18) only to top it the next game with a 16-point performance against Manhattan (12/21). She started the game against the Jaspers making six of her first seven field goal attempts, scoring her first 14 points in 14 minutes on the floor

2016-17 SEASON

- ACC All-Academic Team
- Had a double-double with 15 points and 10 rebounds in 23 minutes against Coppin State (11/13)
- Scored a career-high 27 points at Richmond, including 11 pts in the 1st half; made four freethrows in final 21 seconds to put the game away (11/16)
- Named to the South Point Shootout All-Tournament Team after scoring 19 points in the win over Nebraska (11/26)
- Double-double with 10 points and 12 rebounds vs MDES (12/21)

2017-18 GAME-BY-GAME

Opponent	GS	FG-FGA	3FG-3FGA	FT-FTA	Off-Def	Total Reb	PF	Points	A	TO	Blk	Stl	Min
at Miss St	*	1-6	0-0	0-0	1-2	3	1	2	1	0	1	2	18
CENT CONN	*	4-6	0-0	1-2	3-3	6	0	9	2	1	1	3	17
GEORGIA	*	2-4	0-0	1-2	0-0	0	1	5	1	3	0	1	19
at Dayton		3-12	0-0	1-1	3-2	5	1	7	0	2	0	2	27
HAMPTON	*	4-7	0-0	1-2	1-4	5	4	9	0	1	1	2	25
HARVARD	*	4-11	0-0	5-8	6-4	10	2	13	0	1	1	2	28
DUQUESNE	*	1-8	0-0	1-2	5-1	6	0	3	1	0	1	0	23
MARYLAND	*	0-3	0-0	3-4	6-5	11	3	3	2	3	2	1	29
UNCG													
at Rutgers													
vs Ohio		2-2	0-0	3-4	3-2	5	2	7	0	3	1	0	13
vs Indiana		4-8	0-0	6-8	0-0	0	3	14	1	2	1	5	29
MANHATTAN		7-9	0-0	2-2	2-2	4	3	16	0	2	0	1	21
PITT		1-3	0-0	2-2	5-2	7	2	4	0	1	0	2	19
SYRACUSE		2-7	0-1	1-2	1-1	2	2	5	1	3	1	3	20
at NC State		3-6	0-0	3-5	1-2	3	5	9	0	2	0	0	20
CLEMSON													
at BC													
at Duke													
VIRGINIA TECH													
UNC													
at Georgia Tech													
LOUISVILLE													
at FSU													
at Virginia Tech													
NOTRE DAME													
MIAMI													
at Louisville													
at Wake													

SINGLE GAME BESTS

POINTS

Season: 16 vs Manhattan (12/21)
Career: 27 at Richmond (11/16/16)

REBOUNDS

Season: 11 vs Maryland (11/29)
Career: 15 at Boston College (02/14/16)

FG MADE

Season: 4
Career: 9 (2x) last vs Louisville (1/5/17)

FG ATTEMPTS

Season: 12 at Dayton (11/19)
Career: 17 at Miami (2/9/17)

FG SHOOTING

Season:
Career: 7-of-8 vs Coppin St (12/28/15)

FT MADE

Season: 6 vs Indiana (12/18)
Career: 8 at Wake Forest (1/10/16)

FT ATTEMPTS

Season: 8 vs Indiana (12/18)
Career: 13 at Wake Forest (1/10/16)

FT PERCENTAGE

Season:
Career: 9-9 at Richmond (11/16)

ASSISTS

Season:
Career: 4 (2x) last at Richmond (11/16/16)

BLOCKS

Season:
Career: 3 (4x)

STEALS

Season: 5 vs Indiana (12/18)
Career: 6 at Duke (2/4/16)

DOUBLE DOUBLES

Season: 1 vs Harvard (11/25)
Career: 9, last vs Harvard (11/25)

VIRGINIA CAREER STATISTICS

Year	G-GS	Min/Avg	FG-FGA	Pct.	3FG-A	Pct.	FT-FTA	Pct.	O-D	T	Avg.	Pf-DQ	Ast	TO	Blk	St	Pts	Avg
2014-15	31-30	731/23.6	77-183	.421	0-1	.000	35-66	.530	66-111	177	5.7	95-5	26	64	34	26	189	6.1
2015-16	34-34	969/28.5	128-293	.437	0-1	.000	65-115	.565	101-135	236	6.9	104-5	33	72	24	52	321	9.4
2016-17	33-33	874/26.5	134-281	.477	0-0	.000	47-75	.627	67-120	187	5.7	93-3	35	65	28	43	315	9.5
2017-18	14-7	308/22.0	38-92	.413	0-1	.000	30-44	.682	37-30	67	4.8	29-1	9	24	10	24	106	7.6
TOTAL	112-104	2882/25.7	377-849	.444	0-3	.000	177-300	.590	271-396	667	6.0	321-14	103	225	96	145	931	8.3

35 SHAKYNA PAYNE



6-3 • R-Sophomore • Forward • Acworth, Ga. • SW Atlanta Christian Academy

AT VIRGINIA 2017-18

- Scored her first career points against Central Connecticut (11/12)
- Grabbed three rebounds against CCSU (11/12) and Ohio (12/17)

2016-17

- Made her collegiate debut in the South Point Shootout game against Nebraska, playing seven minutes

2015-16

- Missed the entire season with a leg injury

HIGH SCHOOL

- Played four years of varsity basketball, playing three years at Etowah before finishing her senior year at Southwest Atlanta Christian Academy
- Was an honorable mention All-County player in 2011 before earning second-team honors in 2012 and then being named to the first-team in 2013
- 2014 Atlanta Journal Constitution All-State Class A Second Team
- Scored over 1,100 points in her prep career, averaging 12.6 points per game as a junior and 14.2 points with 7.3 rebounds per game her senior season
- Also played two years of varsity volleyball at Etowah as a middle blocker

2017-18 GAME-BY-GAME

Opponent	GS	FG-FGA	3FG-3FGA	FT-FTA	Off-Def	Total Reb	PF	Points	A	TO	Blk	Stl	Min
at Miss St		DNP											
CENT CONN		2-2	0-0	0-0	0-3	3	3	4	0	2	0	0	13
GEORGIA		DNP											
at Dayton		DNP											
HAMPTON		DNP											
HARVARD		DNP											
DUQUESNE		DNP											
MARYLAND		DNP											
UNCG		0-1	0-0	0-0	0-0	0	1	0	0	0	0	0	3
at Rutgers		DNP											
vs Ohio		0-1	0-0	1-2	2-1	3	1	1	0	1	0	0	3
vs Indiana		DNP											
MANHATTAN		0-1	0-0	0-0	0-0	0	1	0	0	1	0	1	4
PITT		DNP											
SYRACUSE		DNP											
at NC State		DNP											
CLEMSON													
at BC													
at Duke													
VIRGINIA TECH													
UNC													
at Georgia Tech													
LOUISVILLE													
at FSU													
at Virginia Tech													
NOTRE DAME													
MIAMI													
at Louisville													
at Wake													

SINGLE GAME BESTS

POINTS

Season: 4 vs CCSU (11/12)

REBOUNDS

Season: 3 (2x) last vs Ohio (12/17)

FG MADE

Season:

FG ATTEMPTS

Season:

3 PT FG MADE

Season:

3 PT FG ATTEMPTS

Season:

FT MADE

Season:

FT ATTEMPTS

Season:

ASSISTS

Season:

BLOCKS

Season:

STEALS

Season:

VIRGINIA CAREER STATISTICS

Year	G-GS	Min/Avg	FG-FGA	Pct.	3FG-A	Pct.	FT-FTA	Pct.	O-D	T	Avg.	Pf-DQ	Ast	TO	Blk	St	Pts	Avg
2015-16	INJURED																	
2016-17	5-0	19/3.8	0-4	.000	0-0	.000	0-2	.000	0-2	2	0.4	1-0	0	1	1	0	0	0.0
2017-18	4-0	23/5.8	2-5	.400	0-0	.000	1-2	.500	2-4	6	1.5	6-0	0	4	0	1	5	1.3
TOTAL	9-0	42/4.7	2-9	.222	0-0	.000	1-4	.250	2-6	8	0.9	7-0	0	5	1	1	5	0.6

1 BRIANNA TINSLEY



5-7 • Freshman • Guard • Madison, Va. • St. Anne's-Belfield

AT VIRGINIA 2017-18

- Made her collegiate debut at Mississippi State, grabbing two rebounds in her first two minutes on the floor. Finished the game with seven points and two rebounds (11/10)
- Made her first career start at Dayton (11/19)

HIGH SCHOOL/CLUB

- Two-time Scrimmage Play area Player of the Year
- Three-time First Team All-Central Virginia Team
- Three-time First Team VISAA Division I All-State
- Four-time All-LIS selection
- Competed in ASSIST Women's 2017 National All-American Senior High School Basketball All Star Game
- Averaged 15.2 points, 3.9 assists, 3.9 steals and 3.4 rebounds per game in her four-year career, averaging 17.8 points her senior season
- Also ran track, 200m Conference/State Champion
- 100m Conference/State Runner Up

SINGLE GAME BESTS

POINTS

Season: 8 vs Manhattan (12/21)

REBOUNDS

Season: 4 (2x)

FG MADE

Season: 3

FG ATTEMPTS

Season: 8 vs Indiana (12/18)

3 PT FG MADE

Season:

3 PT FG ATTEMPTS

Season: 5 vs Harvard (11/25)

FT MADE

Season: 2

FT ATTEMPTS

Season: 4

ASSISTS

Season: 5 vs Ohio (12/17)

BLOCKS

Season:

STEALS

Season:

2017-18 GAME-BY-GAME

Opponent	GS	FG-FGA	3FG-3FGA	FT-FTA	Off-Def	Total Reb	PF	Points	A	TO	Blk	Stl	Min
at Miss St		2-4	1-1	2-2	0-2	2	1	7	1	4	0	0	18
CENT CONN		1-8	1-3	0-0	2-2	4	1	3	3	1	0	0	23
GEORGIA		1-1	1-1	0-0	0-1	1	1	3	1	2	0	1	15
at Dayton	*	0-5	0-1	0-0	0-1	1	0	0	1	0	0	0	11
HAMPTON	*	3-5	0-1	0-0	0-1	1	2	6	0	5	1	1	23
HARVARD	*	0-6	0-5	1-2	0-1	1	0	1	0	0	0	1	17
DUQUESNE	*	1-1	1-1	0-0	0-2	2	2	3	3	1	0	0	19
MARYLAND	*	0-3	0-1	0-0	0-2	2	2	0	2	1	0	2	16
UNCG	*	1-3	0-2	2-4	0-1	1	3	4	3	1	0	1	22
at Rutgers	*	1-2	1-1	2-2	0-1	1	3	5	0	3	0	0	20
vs Ohio	*	1-6	1-4	0-0	0-3	3	1	3	5	3	0	0	28
vs Indiana	*	2-8	1-4	0-0	0-4	4	1	5	4	3	0	0	21
MANHATTAN	*	3-4	1-2	1-2	0-1	1	0	8	2	2	0	1	19
PITT	*	2-5	1-3	0-0	0-1	1	0	5	1	1	0	0	14
SYRACUSE	*	1-5	1-3	2-2	3-0	3	2	5	1	0	0	2	17
at NC State	*	1-2	1-2	2-2	1-0	1	2	5	2	2	0	1	19
CLEMSON													
at BC													
at Duke													
VIRGINIA TECH													
UNC													
at Georgia Tech													
LOUISVILLE													
at FSU													
at Virginia Tech													
NOTRE DAME													
MIAMI													
at Louisville													
at Wake													

VIRGINIA CAREER STATISTICS

Year	G-GS	Min/Avg	FG-FGA	Pct.	3FG-A	Pct.	FT-FTA	Pct.	O-D	T	Avg.	Pf-DQ	Ast	TO	Blk	St	Pts	Avg
2017-18	16-13	302/18.9	20-68	.294	11-35	.314	12-16	.750	6-23	29	1.8	21-0	29	29	1	10	63	3.9

4 DOMINIQUE TOUSSAINT



5-9 • Sophomore • Guard • Staten Island, N.Y. • Christ the King

AT VIRGINIA 2017-18

- Opened the season by scoring a team-high 17 points at Mississippi State (11/10) and followed with another 17-point game against Central Connecticut (11/12)
- Scored a team-high 18 points against Georgia (11/16)
- Scored five baskets and had six assists in the win over Hampton (11/21)

2016-17

- ACC All-Freshman Team
- Third among ACC freshmen in points per game (9.5)
- Was in the starting lineup for her collegiate debut, scoring 16 points with five rebounds against Middle Tennessee (11/11)
- Was named to the Cavalier Classic All-Tournament Team after scoring a team-high 17 points in the finale against Dayton (12/29)
- Named the ACC Rookie of the Week (Feb. 6) after scoring a team-high 16 points in the Cavaliers' overtime win against Georgia Tech, scoring UVA's final eight points of the first quarter, keying the Cavaliers to a 19-14 lead at the first break. Toussaint added another 10 points against Duke, leading the Cavaliers in scoring for the second-straight game
- Hit the game-tying three-pointer at the buzzer to send the Syracuse game into overtime (1/5)
- Scored 16 points in the victory at Clemson (1/19)
- Scored career-high 19 points, incl. 12 in OT, in the win over Wake (2/12)
- Led the team in scoring in the upset of No. 4 FSU with 14 points, eight coming in the fourth quarter
- Scored 10 pts with 5 reb in ACC Tourney win over Wake (3/2)

HIGH SCHOOL/CLUB

- 2016 Miss New York Basketball, 2016 Gatorade New York State Girls' Basketball Player of the Year

2017-18 GAME-BY-GAME

Opponent	GS	FG-FGA	3FG-3FGA	FT-FTA	Off-Def	Total Reb	PF	Points	A	TO	Blk	Stl	Min
at Miss St	*	5-10	1-3	6-7	2-4	6	4	17	3	8	0	1	24
CENT CONN	*	6-14	3-7	2-2	1-1	2	1	17	3	0	0	3	18
GEORGIA	*	6-18	2-5	4-7	1-2	3	1	18	5	3	0	1	36
at Dayton	*	3-13	1-3	2-2	0-2	2	4	9	4	0	0	1	35
HAMPTON	*	5-11	1-6	3-6	0-3	3	2	14	6	3	0	2	34
HARVARD	*	2-12	1-3	0-0	0-3	3	2	5	2	2	0	0	37
DUQUESNE	*	5-12	1-3	0-0	0-2	2	3	11	2	3	0	0	27
MARYLAND	*	8-18	2-5	0-1	0-2	2	3	18	2	6	0	1	35
UNCG	*	4-7	1-3	2-2	0-4	4	2	11	1	3	0	1	26
at Rutgers	*	0-4	0-1	0-0	0-0	0	2	0	1	1	0	0	9
vs Ohio	*	5-9	3-6	0-0	0-6	6	3	13	5	5	0	2	26
vs Indiana	*	4-10	1-5	3-5	0-3	3	3	12	4	5	0	3	39
MANHATTAN	*	2-5	0-2	1-2	0-4	4	1	5	5	1	0	2	30
PITT	*	4-17	2-8	6-6	0-4	4	1	16	7	1	0	3	36
SYRACUSE	*	3-10	1-5	2-2	0-5	5	4	9	6	3	0	2	32
at NC State	*	4-9	2-5	1-2	0-4	4	5	11	1	1	0	0	20
CLEMSON													
at BC													
at Duke													
VIRGINIA TECH													
UNC													
at Georgia Tech													
LOUISVILLE													
at FSU													
at Virginia Tech													
NOTRE DAME													
MIAMI													
at Louisville													
at Wake													

SINGLE GAME BESTS

POINTS

Season: 18 (2x) last vs Maryland (11/29)
Career: 19 vs Wake Forest (2/12/17)

REBOUNDS

Season: 6 vs CCSU (11/12)
Career: 9 at Richmond (11/16/16)

FG MADE

Season: 6
Career: 7 vs. Georgia Tech (2/2/17)

FG ATTEMPTS

Season: 18 (2x)
Career: 18 (2x)

3 PT FG MADE

Season: 3 vs CCSU (11/12)
Career: 3 vs CCSU (11/12)

3 PT FG ATTEMPTS

Season: 8 vs Pitt (12/28)
Career: 8 (2x)

FT MADE

Season: 6 (2x) last vs Pitt (12/28)
Career: 6 (2x)

FT ATTEMPTS

Season: 7(2x)
Career: 8 vs Middle Tennessee (11/11/16)

FT PERCENTAGE

Season: 6-6 vs Pitt (12/28)
Career: 6-6 vs Pitt (12/28/17)

ASSISTS

Season: 7 vs Pitt (12/28)
Career: 7 vs Pitt (12/28/17)

BLOCKS

Season:
Career: 2

STEALS

Season: 3 vs CCSU (11/12)
Career: 4 at BGSU (12/4/16)

VIRGINIA CAREER STATISTICS

Year	G-GS	Min/Avg	FG-FGA	Pct.	3FG-A	Pct.	FT-FTA	Pct.	O-D	T	Avg.	Pf-DQ	Ast	TO	Blk	St	Pts	Avg
2016-17	31-30	808/26.1	113-288	.392	25-82	.305	44-59	.746	19-82	101	3.3	77-2	74	96	4	42	295	9.5
2017-18	16-15	464/29.0	66-179	.369	22-70	.314	32-44	.727	4-49	53	3.3	41-1	57	45	0	22	186	11.6
TOTAL	47-45	1272/27.1	179-467	.383	47-152	.309	76-103	.738	23-131	154	3.3	118-3	131	141	4	64	481	10.2

13 JOCELYN WILLOUGHBY



6-0 • Sophomore • Forward/Guard • East Orange, N.J. • Newark Academy

AT VIRGINIA

2017-18

- Scored a team-high 19 points in the win over Central Connecticut and followed that with a 17-point performance against Georgia (11/16)
- Scored 11 points in 22 minutes against UNCG, going 5-of-7 from the field (12/2)
- Led team with 14 points at Rutgers (12/4)

2016-17

- ACC All-Freshman Team; ACC All-Academic Team
- Second among ACC freshmen in rebounding (6.2 per game) and leads the conference rookies in steals per game (1.7 per game, 55 overall)
- Third among ACC freshmen in scoring at 9.2 points per game
- Became the first freshman to lead UVA in rebounding since Brandi Teamer in 2002 and the first freshman guard to do so since Chrissy Reese in 1980
- Only player on the 2016-17 team to have two 20-point games in the season

HIGH SCHOOL/CLUB

- 2016 Gatorade New Jersey Girl's Basketball Player of the Year

SINGLE GAME BESTS

POINTS

Season: 19 vs CCSU (11/12)
Career: 25 at Saint Joseph's (3/17/17)

REBOUNDS

Season:
Career: 11 at Syracuse (1/2/17)

FG MADE

Season: 8 vs CCSU (11/12)
Career: 10 at Saint Joseph's (3/17/17)

FG ATTEMPTS

Season: 14 at Rutgers (12/4)
Career: 14 (2x) last at Rutgers (12/4/17)

3 PT FG MADE

Season: 2

3 PT FG ATTEMPTS

Season: 4

FT MADE

Season: 6 at NC State (1/4)
Career: 12 vs Dayton (12/29/16)

FT ATTEMPTS

Season: 6 at NC State (1/4)
Career: 14 vs Dayton (12/29/16)

FT PERCENTAGE

Season: 6-6 at NC State (1/4)
Career: 12-of-14 (.857) vs Dayton (12/29/16)

ASSISTS

Season:
Career: 4 at Notre Dame (1/29/17)

BLOCKS

Season:
Career: 3 vs UMBC (12/28/16)

STEALS

Season:
Career: 6 at Georgia (12/19/16)

DOUBLE DOUBLES

Season:
Career: 2 last vs. Georgia (12/19/16)

2017-18 GAME-BY-GAME:

Opponent	GS	FG-FGA	3FG-3FGA	FT-FTA	Off-Def	Total Reb	PF	Points	A	TO	Blk	Stl	Min
at Miss St	*	3-4	0-0	0-0	0-6	6	4	6	0	1	0	1	20
CENT CONN	*	8-13	1-1	2-3	1-3	4	0	19	2	1	0	1	21
GEORGIA	*	6-10	1-1	4-5	0-2	2	5	17	0	2	1	2	33
at Dayton	*	4-13	1-3	0-0	3-2	5	4	9	1	5	0	5	31
HAMPTON	*	6-9	1-1	2-2	2-4	6	5	15	0	1	0	1	30
HARVARD	*	4-11	2-4	2-4	7-1	8	3	12	1	4	1	2	37
DUQUESNE	*	3-10	0-1	0-0	0-4	4	5	6	2	2	0	2	30
MARYLAND	*	4-10	0-0	0-0	1-6	7	3	8	1	3	0	3	34
UNCG	*	5-7	1-1	0-0	0-2	2	3	11	1	0	0	0	22
at Rutgers	*	5-14	2-4	2-2	0-2	2	2	14	1	3	0	1	38
vs Ohio	*	3-6	0-1	2-2	0-2	2	4	8	1	2	0	0	29
vs Indiana	*	3-6	0-1	2-2	0-2	2	4	8	1	2	0	0	29
MANHATTAN	*	3-8	0-0	0-0	2-2	4	2	6	1	1	0	1	20
PITT	*	0-5	0-0	4-6	3-6	9	1	4	0	3	0	2	31
SYRACUSE	*	2-6	1-2	3-4	1-0	1	2	8	0	3	0	4	29
at NC State	*	2-7	0-2	6-6	0-3	3	3	10	2	1	0	2	31
CLEMSON													
at BC													
at Duke													
VIRGINIA TECH													
UNC													
at Georgia Tech													
LOUISVILLE													
at FSU													
at Virginia Tech													
NOTRE DAME													
MIAMI													
at Louisville													
at Wake													

VIRGINIA CAREER STATISTICS

Year	G-GS	Min/Avg	FG-FGA	Pct.	3FG-A	Pct.	FT-FTA	Pct.	O-D	T	Avg.	Pf-DQ	Ast	TO	Blk	St	Pts	Avg
2016-17	33-33	987/29.9	109-288	.378	8-39	.205	98-132	.742	71-133	204	6.2	110-8	55	94	13	55	324	9.8
2017-18	16-16	459/28.7	60-136	.441	10-21	.476	27-34	.794	20-48	68	4.3	46-3	15	32	2	27	157	9.8
TOTAL	49-49	1446/29.5	169-424	.399	18-60	.300	125-166	.753	91-181	272	5.6	156-11	70	126	15	82	481	9.8

**2017-18 Virginia Women's Basketball
Virginia Combined Team Statistics (as of Jan 04, 2018)
All games**

RECORD:	OVERALL	HOME	AWAY	NEUTRAL
ALL GAMES	10-6	7-3	1-3	2-0
CONFERENCE	3-0	2-0	1-0	0-0
NON-CONFERENCE	7-6	5-3	0-3	2-0

#	Player	gp-gs	min	avg	Total		3-Point		F-Throw		Rebounds				pf	dq	a	to	blk	stl	pts	avg		
					fg-fga	fg%	3fg-fga	3fg%	ft-fa	ft%	off	def	tot	avg										
04	Dominique Toussaint	16-15	464	29.0	66-179	.369	22-70	.314	32-44	.727	4	49	53	3.3	41	1	57	45	0	22	186	11.6		
10	J'Kyra Brown	16-4	466	29.1	56-133	.421	33-77	.429	24-37	.649	10	56	66	4.1	31	1	38	41	2	12	169	10.6		
23	Aliyah Huland El	16-12	419	26.2	58-127	.457	22-55	.400	27-33	.818	20	36	56	3.5	32	0	23	32	13	13	165	10.3		
13	Jocelyn Willoughby	16-16	459	28.7	60-136	.441	10-21	.476	27-34	.794	20	48	68	4.3	46	3	15	32	2	27	157	9.8		
03	Lauren Moses	14-7	308	22.0	38-92	.413	0-1	.000	30-44	.682	37	30	67	4.8	29	1	9	24	10	24	106	7.6		
30	Felicia Aiyeotan	16-12	359	22.4	52-105	.495	0-0	.000	12-26	.462	41	81	122	7.6	26	0	13	31	40	3	116	7.3		
01	Brianna Tinsley	16-13	302	18.9	20-68	.294	11-35	.314	12-16	.750	6	23	29	1.8	21	0	29	29	1	10	63	3.9		
14	Lisa Jablonowski	16-1	310	19.4	21-43	.488	3-9	.333	5-10	.500	22	32	54	3.4	19	0	19	13	2	9	50	3.1		
32	Mone Jones	4-0	47	11.8	3-8	.375	0-0	.000	0-0	.000	1	0	1	0.3	5	0	5	3	0	0	6	1.5		
02	Jae'Lisa Allen	6-0	44	7.3	4-9	.444	0-0	.000	1-2	.500	2	3	5	0.8	4	0	2	2	1	2	9	1.5		
35	Shakyna Payne	4-0	23	5.8	2-5	.400	0-0	.000	1-2	.500	2	4	6	1.5	6	0	0	4	0	1	5	1.3		
05	Khyasia Caldwell	9-0	24	2.7	4-9	.444	1-2	.500	2-4	.500	1	1	2	0.2	8	0	1	1	0	1	11	1.2		
Team											33	41	74											
Total.....		16	3225		384-914	.420	102-270	.378	173-252	.687	199	404	603	37.7	268	6	211	260	71	124	1043	65.2		
Opponents.....		16	3225		335-917	.365	117-377	.310	165-233	.708	208	364	572	35.8	264	-	183	275	47	134	952	59.5		

TEAM STATISTICS	VA	OPP	Date	Opponent	Score	Att.
SCORING	1043	952	11/10/17	at Mississippi State	L 53-68	6811
Points per game	65.2	59.5	11/12/17	CENTRAL CONNECTICUT	w 103-59	3306
Scoring margin	+5.7	-	11/16/17	GEORGIA	L 61-64	3170
FIELD GOALS-ATT	384-914	335-917	11/19/17	at Dayton	L 46-61	1866
Field goal pct	.420	.365	11/21/17	HAMPTON	w 66-62	2546
3 POINT FG-ATT	102-270	117-377	11/25/17	HARVARD	w 50-48	2838
3-point FG pct	.378	.310	11/26/17	DUQUESNE	L 63-74	2846
3-pt FG made per game	6.4	7.3	11/29/17	MARYLAND	L 59-60	3082
FREE THROWS-ATT	173-252	165-233	12/02/17	UNCG	w 68-50	2642
Free throw pct	.687	.708	12/2/17	at Rutgers	L 43-52	1368
F-Throws made per game	10.8	10.3	12/17/17	vs Ohio	w 77-59	200
REBOUNDS	603	572	12/18/17	vs Indiana	Wot 82-72	150
Rebounds per game	37.7	35.8	12/21/17	MANHATTAN	w 69-47	2383
Rebounding margin	+1.9	-	* 12/28/17	PITTSBURGH	w 62-50	2822
ASSISTS	211	183	* 12/31/17	SYRACUSE	w 68-63	2979
Assists per game	13.2	11.4	* 1/4/18	at NC State	w 73-63	1801
TURNOVERS	260	275	* - Conference game			
Turnovers per game	16.3	17.2				
Turnover margin	+0.9	-				
Assist/turnover ratio	0.8	0.7				
STEALS	124	134				
Steals per game	7.8	8.4				
BLOCKS	71	47				
Blocks per game	4.4	2.9				
ATTENDANCE	28614	12196				
Home games-Avg/Game	10-2861	4-2962				
Neutral site-Avg/Game	-	2-175				

Score by Periods	1st	2nd	3rd	4th	OT	Totals
Virginia	262	267	229	268	17	1043
Opponents	238	229	225	253	7	952

**2017-18 Virginia Women's Basketball
Virginia Combined Team Statistics (as of Jan 04, 2018)
Conference games only**

RECORD:	OVERALL	HOME	AWAY	NEUTRAL
ALL GAMES	3-0	2-0	1-0	0-0
CONFERENCE	3-0	2-0	1-0	0-0
NON-CONFERENCE	0-0	0-0	0-0	0-0

#	Player	gp-gs	min	avg	Total		3-Point		F-Throw		Rebounds				pf	dq	a	to	blk	stl	pts	avg		
					fg-fga	fg%	3fg-fga	3fg%	ft-fa	ft%	off	def	tot	avg										
10	J'Kyra Brown	3-0	89	29.7	12-29	.414	9-17	.529	6-12	.500	3	10	13	4.3	6	0	6	8	1	3	39	13.0		
23	Aliyah Huland El	3-3	97	32.3	12-26	.462	4-11	.364	10-12	.833	4	7	11	3.7	3	0	3	5	1	1	38	12.7		
04	Dominique Toussaint	3-3	88	29.3	11-36	.306	5-18	.278	9-10	.900	0	13	13	4.3	10	1	14	5	0	5	36	12.0		
30	Felicia Aiyeotan	3-3	73	24.3	13-23	.565	0-0	.000	0-2	.000	8	17	25	8.3	5	0	4	7	6	1	26	8.7		
13	Jocelyn Willoughby	3-3	91	30.3	4-18	.222	1-4	.250	13-16	.813	4	9	13	4.3	6	0	2	7	0	8	22	7.3		
03	Lauren Moses	3-0	59	19.7	6-16	.375	0-1	.000	6-9	.667	7	5	12	4.0	9	1	1	6	1	5	18	6.0		
01	Brianna Tinsley	3-3	50	16.7	4-12	.333	3-8	.375	4-4	1.000	4	1	5	1.7	4	0	4	3	0	3	15	5.0		
14	Lisa Jablonowski	3-0	53	17.7	4-8	.500	1-2	.500	0-0	.000	3	3	6	2.0	2	0	3	2	1	2	9	3.0		
Team											8	13	21											
Total.....		3	600		66-168	.393	23-61	.377	48-65	.738	41	78	119	39.7	45	2	37	44	10	28	203	67.7		
Opponents.....		3	600		62-172	.360	27-71	.380	25-40	.625	38	70	108	36.0	55	-	35	56	7	24	176	58.7		

TEAM STATISTICS	VA	OPP	Date	Opponent	Score	Att.
SCORING	203	176	* 12/28/17	PITTSBURGH	w 62-50	2822
Points per game	67.7	58.7	* 12/31/17	SYRACUSE	w 68-63	2979
Scoring margin	+9.0	-	* 1/4/18	at NC State	w 73-63	1801
FIELD GOALS-ATT	66-168	62-172	* - Conference game			
Field goal pct	.393	.360				
3 POINT FG-ATT	23-61	27-71				
3-point FG pct	.377	.380				
3-pt FG made per game	7.7	9.0				
FREE THROWS-ATT	48-65	25-40				
Free throw pct	.738	.625				
F-Throws made per game	16.0	8.3				
REBOUNDS	119	108				
Rebounds per game	39.7	36.0				
Rebounding margin	+3.7	-				
ASSISTS	37	35				
Assists per game	12.3	11.7				
TURNOVERS	44	56				
Turnovers per game	14.7	18.7				
Turnover margin	+4.0	-				
Assist/turnover ratio	0.8	0.6				
STEALS	28	24				
Steals per game	9.3	8.0				
BLOCKS	10	7				
Blocks per game	3.3	2.3				
ATTENDANCE	5801	1801				
Home games-Avg/Game	2-2900	1-1801				
Neutral site-Avg/Game	-	0-0				

Score by Periods	1st	2nd	3rd	4th	Totals
Virginia	54	56	51	42	203
Opponents	47	44	38	47	176

Official Basketball Box Score -- Game Totals -- Final Statistics
Virginia vs Mississippi State
11/10/17 8:20 p.m. at Starkville, Miss. (Humphrey Coliseum)

Virginia 53 • 0-1

#	Player	Total			3-Ptr			Rebounds			PF	TP	A	TO	Bk	Stl	Min
		FG	FGA	FT	FTA	FG	FGA	FT	FTA	Off							
03	Lauren Moses	f	1-6	0-0	0-0	1	2	3	1	2	1	2	1	0	2	18	
30	Felicia Aiyetotan	c	1-2	0-0	2-4	2	5	7	1	4	0	2	4	0	29		
04	Dominique Toussaint	g	5-10	1-3	6-7	2	4	6	4	17	3	8	0	1	24		
10	J'Kyra Brown	g	2-8	0-2	0-0	0	4	4	4	4	0	6	0	1	32		
13	Jocelyn Willoughby	g	3-4	0-0	0-0	0	6	6	4	6	0	1	0	1	20		
01	Brianna Tinsley	g	2-4	1-1	2-2	0	2	2	1	7	1	4	0	0	18		
05	Khyasia Caldwell	g	1-2	0-0	0-0	0	0	0	0	0	0	0	0	1	2		
14	Lisa Jablonowski	g	2-3	1-1	0-0	0	3	3	4	5	0	1	0	0	17		
23	Alyah Huland El	g	2-6	0-2	2-2	0	0	0	2	6	0	0	0	0	21		
32	Mone Jones	g	0-3	0-0	0-0	0	0	0	1	0	2	1	0	0	19		
	Team					2	1	3									
	Totals		19-48	3-9	12-15	7	27	34	22	53	7	23	5	6	200		

1st - FG %:	4-15	26.7%	2nd - 5-14	35.7%	3rd - 4-9	44.4%	4th - 6-10	60.0%	Game:	19-48	39.6%	Deadball	
3FG %:	0-3	0.0%	1-2	50.0%	2-4	50.0%	0-0	0.0%	3-9	33.3%			
FT %:	2-2	100.0%	2-4	50.0%	4-4	100.0%	4-5	80.0%	12-15	80.0%		3	

Mississippi State 68 • 1-0

#	Player	Total			3-Ptr			Rebounds			PF	TP	A	TO	Bk	Stl	Min
		FG	FGA	FT	FTA	FG	FGA	FT	FTA	Off							
15	Teaira McCowan	c	3-10	0-0	1-2	4	6	10	3	7	1	4	2	1	30		
01	Blair Schaefer	g	0-5	0-4	0-0	1	0	1	2	0	2	1	0	1	18		
02	Morgan William	g	1-4	0-1	0-0	1	5	6	3	2	8	0	0	2	29		
11	Roshunda Johnson	g	6-15	4-10	2-3	0	0	0	3	18	2	3	1	3	28		
35	Victoria Vivians	g	8-15	3-9	3-3	2	5	7	3	22	2	4	1	1	37		
04	Amesha Williams	g	2-5	0-0	0-0	1	4	5	1	4	0	2	2	3	15		
10	Jazzmun Holmes	g	0-1	0-0	2-2	0	0	0	2	2	2	2	3	11			
20	Nyah Tate	g	0-0	0-0	0-0	0	0	0	0	0	0	0	0	0	1		
21	Jonika Garvin	g	0-0	0-0	0-0	0	0	0	0	0	0	0	0	0	1		
23	Bre'Amber Scott	g	0-0	0-0	0-0	0	0	0	0	0	0	0	0	0	1		
55	Chloe Bibby	g	5-8	2-3	1-1	2	1	3	1	13	0	1	0	0	29		
	Team					2	1	3									
	Totals		25-63	9-27	9-11	13	22	35	18	68	16	17	8	14	200		

1st - FG %:	4-13	30.8%	2nd - 7-21	33.3%	3rd - 8-15	53.3%	4th - 6-14	42.9%	Game:	25-63	39.7%	Deadball	
3FG %:	2-6	33.3%	1-9	11.1%	5-8	62.5%	1-4	25.0%	9-27	33.3%			
FT %:	4-4	100.0%	4-5	80.0%	0-0	0.0%	1-2	50.0%	9-11	81.8%		0	

Officials: Dee Kantner, Mark Zentz, Carla Fountain
 Technical fouls: Virginia-None, Mississippi State-None.
 Attendance: 6811

Score by periods	1st	2nd	3rd	4th	Total
Virginia	10	13	14	16	53
Mississippi State	14	19	21	14	68

Last FG - VA 4th-00:22, MS 4th-01:21.
 Largest lead - VA by 2 1st-09:34, MS by 22 4th-07:34.
 VA led for 02:43, MS led for 36:06. Game was tied for 01:11.

Points	In	Off	2nd	Fast	Bench
VA	Paint	T/O	Chance	Break	
26	7	5	10	20	
MS	26	26	9	8	19

Score tied - 2 times.
 Lead changed - 7 times.



Official Basketball Box Score -- Game Totals -- Final Statistics
Central Connecticut vs Virginia
11/12/17 2 p.m. at Charlottesville, Va.



Central Connecticut 59 • 0-2

#	Player	Total			3-Ptr			Rebounds			PF	TP	A	TO	Bk	Stl	Min
		FG	FGA	FT	FTA	FG	FGA	FT	FTA	Off							
10	Andi Lydon	f	1-5	0-4	1-2	2	2	4	4	3	1	0	0	0	24		
33	Ashley Berube	c	0-5	0-0	1-2	0	6	6	1	1	1	3	1	0	24		
04	Kiana Patterson	g	6-9	5-7	2-3	0	2	2	19	4	5	0	0	27			
12	Sydney Hines	g	3-10	1-7	2-2	0	0	0	9	0	1	0	0	19			
42	Morgan Johnson	g	2-6	2-6	2-2	1	3	4	1	8	0	2	0	0	26		
02	Taylor Goode	g	2-4	1-2	0-0	0	2	2	1	5	0	2	0	1	11		
14	Ashley Forker	g	1-3	1-3	1-2	1	2	3	0	4	0	3	0	0	17		
15	Emma McCamus	g	1-2	0-1	0-0	0	0	0	2	1	0	0	0	1	7		
22	Ashley Chin	g	0-2	0-1	0-0	0	2	2	0	2	0	0	0	0	15		
23	Brianna Jacobs	g	1-6	0-1	0-0	0	2	2	4	2	2	0	0	0	12		
25	Denisha Gardener	g	0-2	0-0	6-10	4	2	6	1	6	0	2	0	0	13		
32	Tiffany Sticklein	g	0-1	0-1	0-0	0	0	0	0	0	0	0	0	0	5		
	Team					2	2	4									
	Totals		17-55	10-33	15-23	14	21	35	14	59	11	22	1	2	200		

1st - FG %:	5-20	25.0%	2nd - 6-12	50.0%	3rd - 1-11	9.1%	4th - 5-12	41.7%	Game:	17-55	30.9%	Deadball	
3FG %:	2-9	22.2%	1-2	50.0%	4-6	66.7%	1-7	14.3%	2-3	22.2%			
FT %:	1-2	50.0%	4-6	66.7%	4-6	66.7%	6-9	66.7%	10-33	30.3%		4	

Virginia 103 • 1-1

#	Player	Total			3-Ptr			Rebounds			PF	TP	A	TO	Bk	Stl	Min
		FG	FGA	FT	FTA	FG	FGA	FT	FTA	Off							
03	Lauren Moses	f	4-6	0-0	1-2	3	3	6	0	9	2	1	1	3	17		
30	Felicia Aiyetotan	c	6-11	0-0	0-2	6	4	10	3	12	0	0	1	1	18		
04	Dominique Toussaint	g	6-14	3-7	2-2	1	1	2	17	3	0	0	3	18			
10	J'Kyra Brown	g	3-6	1-4	1-2	0	4	4	0	8	2	3	0	1	15		
13	Jocelyn Willoughby	g	8-13	1-1	2-3	1	3	4	0	19	2	1	0	1	21		
01	Brianna Tinsley	g	1-8	1-3	0-0	2	2	4	1	3	1	0	0	23			
02	Jae'Lisa Allen	g	1-2	0-0	1-2	0	2	2	1	3	1	0	1	0	15		
05	Khyasia Caldwell	g	2-3	1-2	0-2	1	1	2	3	5	1	0	0	0	9		
14	Lisa Jablonowski	g	2-3	0-0	0-0	3	3	6	0	4	1	0	0	1	18		
23	Alyah Huland El	g	5-6	1-1	2-2	0	1	1	13	2	1	1	3	17			
32	Mone Jones	g	3-4	0-0	0-0	0	0	0	4	6	2	0	0	0	16		
35	Shakyna Payne	g	2-2	0-0	0-0	0	3	3	3	4	0	2	0	0	13		
	Team					0	3	3									
	Totals		43-78	8-18	9-17	19	28	47	17	103	19	9	4	13	200		

1st - FG %:	14-23	60.9%	2nd - 12-19	63.2%	3rd - 9-20	45.0%	4th - 8-16	50.0%	Game:	43-78	55.1%	Deadball	
3FG %:	2-4	50.0%	4-8	50.0%	0-3	0.0%	2-3	66.7%	8-18	44.4%			
FT %:	2-3	66.7%	3-7	42.9%	4-5	80.0%	0-2	0.0%	9-17	52.9%		3	

Officials: Billy Smith, Mark Resch, Dawn Marsh
 Technical fouls: Central Connecticut-None, Virginia-None.
 Attendance: 3306

Score by periods	1st	2nd	3rd	4th	Total
Central Connecticut	13	21	7	18	59
Virginia	32	31	22	18	103

Last FG - CCSU 4th-01:20, VA 4th-02:34.
 Largest lead - CCSU None, VA by 51 4th-06:32.
 CCSU led for 00:00, VA led for 39:52. Game was tied for 00:08.

Score tied - 0 times.
 Lead changed - 0 times.



Official Basketball Box Score -- Game Totals -- Final Statistics
Georgia vs Virginia
11/16/17 7 p.m. at JPJ Arena, Charlottesville, Va.



Georgia 64 • 2-0

#	Player	Total			3-Ptr			Rebounds			PF	TP	A	TO	Bk	Stl	Min
		FG	FGA	FT	FTA	FG	FGA	FT	FTA	Off							
04	ROBINSON, Caliya	f	7-13	1-3	0-0	2	7	9	4	15	2	4	1	2	28		
03	ENGLEAM, Mackenzie	f	6-12	1-3	0-0	3	2	5	3	13	2	2	3	2	33		
00	COLE, Taja	g	2-8	0-3	2-2	1	6	7	1	6	9	4	0				

Official Basketball Box Score -- Game Totals -- Final Statistics Hampton vs Virginia 11/21/17 7 p.m. at JPJ Arena, Charlottesville, Va.

Hampton 62 • 1-2

#	Player	Total			Rebounds			PF	TP	A	TO	Blk	Stl	Min
		FG-FGA	3-Ptr	FT-FTA	Off	Def	Tot							
04	BROWN, Jephany	f 1-5	1-4	2-2	0	1	1	2	5	0	0	0	1	16
21	SAYLE, Mikayla	f 3-8	0-0	1-2	2	3	5	1	7	0	0	0	0	30
01	JAMES, DeJane	g 4-12	2-5	3-5	5	1	6	1	13	4	4	0	1	36
02	FINNEY-SMITH, Monna	g 6-14	5-11	0-0	3	6	9	3	17	2	1	1	0	40
03	STARR, Allina	g 3-11	1-2	2-4	4	3	7	3	9	2	1	0	3	40
10	WILLIS, K'lynn	g 2-6	2-5	0-0	0	2	2	4	6	3	4	0	2	17
14	BATES, Ashley	g 2-5	0-1	1-2	2	1	3	0	5	0	2	0	2	21
Team				4		7								
Totals		21-61	11-28	9-15	20	20	40	14	62	11	13	1	9	200
1st - FG %:		5-14 35.7%	2nd - 5-12 41.7%	3rd - 7-15 46.7%	4th - 4-20 20.0%	Game: 21-61 34.4%		Deadball						
3FG %:		3-6 50.0%	1-5 20.0%	4-8 50.0%	3-9 33.3%	11-28 39.3%		Rebounds						
FT %:		1-2 50.0%	1-2 50.0%	4-5 80.0%	3-6 50.0%	9-15 60.0%		2						

Virginia 66 • 2-3

#	Player	Total			Rebounds			PF	TP	A	TO	Blk	Stl	Min
		FG-FGA	3-Ptr	FT-FTA	Off	Def	Tot							
03	Lauren Moses	f 4-7	0-0	1-2	1	4	5	4	9	0	1	1	2	25
01	Brianna Tinsley	g 3-5	0-1	0-0	0	1	1	2	6	0	5	1	1	23
04	Dominique Toussaint	g 5-11	1-6	3-6	0	3	3	2	14	6	3	0	2	34
13	Jocelyn Willoughby	g 6-9	1-1	2-2	2	4	6	5	15	0	1	0	1	30
23	Aliyah Huland El	g 3-9	2-3	2-2	0	2	2	1	10	2	1	1	2	29
10	J'Kyra Brown	g 2-6	2-5	0-0	0	3	3	0	6	2	1	0	0	24
14	Lisa Jablonowski	g 2-3	0-0	0-0	0	3	3	1	4	1	0	0	2	20
30	Felicia Aiyetotan	g 1-2	0-0	0-0	0	3	3	3	2	0	1	3	0	15
Team				5		6								
Totals		26-52	6-16	8-12	8	24	32	18	66	11	13	6	10	200
1st - FG %:		6-14 42.9%	2nd - 7-12 58.3%	3rd - 8-14 57.1%	4th - 5-12 41.7%	Game: 26-52 50.0%		Deadball						
3FG %:		1-3 33.3%	3-6 50.0%	0-4 0.0%	2-5 40.0%	6-12 50.0%		Rebounds						
FT %:		3-4 75.0%	3-4 75.0%	0-0 0.0%	2-4 50.0%	8-12 66.7%		2						

Officials: Bryan Enterline, Edward Sidlasky, Angel Stanton
 Technical fouls: Hampton-None. Virginia-None.
 Attendance: 2546
 UVA: 13 fouled out at 3:47 (IV)

Score by periods	1st	2nd	3rd	4th	Total
Hampton	14	12	22	14	62
Virginia	16	20	16	14	66

Last FG - HAMW 4th-00:17, VA 4th-00:37.
 Largest lead - HAMW by 3 1st-09:08, VA by 15 2nd-03:05.
 HAMW led for 04:02. VA led for 33:37. Game was tied for 02:21.

Points	In	Off	2nd	Fast	Bench
HAMW	18	19	10	4	11
VA	34	17	4	4	12
Score tied - 4 times.					
Lead changed - 5 times.					

Official Basketball Box Score -- Game Totals -- Final Statistics Harvard vs Virginia 11/25/17 2:00 pm at JPJ Arena, Charlottesville, Va.

Harvard 48 • 3-3

#	Player	Total			Rebounds			PF	TP	A	TO	Blk	Stl	Min
		FG-FGA	3-Ptr	FT-FTA	Off	Def	Tot							
13	Boehm, Jeannie	f 4-7	0-0	0-0	0	0	0	5	8	0	2	4	1	28
03	Benzan, Katie	g 4-7	3-6	0-0	0	7	7	1	11	2	3	0	2	35
11	Porter, Kirby	g 0-2	0-1	0-0	0	3	3	0	0	2	2	0	0	15
20	Raster, Madeline	g 4-10	1-4	2-2	0	4	4	1	11	2	2	0	1	36
31	Rooks, Taylor	g 3-8	0-0	2-2	1	2	3	3	8	1	2	1	0	26
00	Redford, Nani	g 1-2	0-1	2-4	1	2	3	0	4	0	1	0	0	8
14	Barta, Mackenzie	g 0-1	0-1	0-0	0	0	0	1	0	0	0	0	0	3
21	Tworek, Grace	g 1-2	0-1	0-0	1	0	1	0	2	0	0	0	0	7
22	Stuhreyer, Maddie	g 0-1	0-0	0-0	0	0	0	2	0	0	0	1	0	6
24	Bush, Jady	g 1-3	0-0	0-0	3	2	5	3	2	0	2	0	1	13
25	Skinner, Sydney	g 0-4	0-2	2-2	0	1	1	5	2	2	5	0	2	23
Team				5		8								
Totals		18-47	4-16	8-10	11	24	35	21	48	9	20	6	7	200
1st - FG %:		3-13 23.1%	2nd - 5-14 35.7%	3rd - 5-10 50.0%	4th - 5-10 50.0%	Game: 18-47 38.3%		Deadball						
3FG %:		1-4 25.0%	1-8 12.5%	1-2 50.0%	1-2 50.0%	4-16 25.0%		Rebounds						
FT %:		0-0 0.0%	2-4 50.0%	6-6 100.0%	0-0 0.0%	8-10 80.0%		2						

Virginia 50 • 3-3

#	Player	Total			Rebounds			PF	TP	A	TO	Blk	Stl	Min
		FG-FGA	3-Ptr	FT-FTA	Off	Def	Tot							
03	Lauren Moses	f 4-11	0-0	5-8	6	4	10	2	13	0	1	1	2	28
13	Jocelyn Willoughby	f 4-11	2-4	2-4	7	1	8	3	12	1	4	1	2	37
01	Brianna Tinsley	g 0-6	0-5	1-2	0	1	1	0	1	0	0	0	1	17
04	Dominique Toussaint	g 2-12	1-3	0-0	0	3	3	2	5	2	2	0	0	37
23	Aliyah Huland El	g 2-6	2-5	2-2	2	3	5	2	8	4	2	2	2	26
10	J'Kyra Brown	g 1-7	0-4	1-2	0	1	1	2	3	0	1	0	0	24
14	Lisa Jablonowski	g 1-3	0-0	0-2	4	2	6	1	2	1	1	0	1	16
30	Felicia Aiyetotan	g 2-6	0-0	2-3	2	1	3	2	6	2	0	0	0	15
Team				2		4								
Totals		16-62	5-21	13-23	27	18	45	15	50	10	13	4	8	200
1st - FG %:		2-15 13.3%	2nd - 5-20 25.0%	3rd - 3-15 20.0%	4th - 6-12 50.0%	Game: 16-62 25.8%		Deadball						
3FG %:		0-5 0.0%	1-6 16.7%	3-4 75.0%	3-4 75.0%	5-21 23.8%		Rebounds						
FT %:		3-6 50.0%	5-7 71.4%	0-0 0.0%	5-10 50.0%	13-23 56.5%		5						

Officials: Lawson Newton, Jeffrey Smith, Felicia Young
 Technical fouls: Harvard-None. Virginia-None.
 Attendance: 2838
 Cavalier Classic Tournament - Presented by DoubleTree by Hilton
 Harvard #13 fouled out with 1:35 remaining;
 Harvard #25 fouled out with 00:01 remaining

Score by periods	1st	2nd	3rd	4th	Total
Harvard	7	13	17	11	48
Virginia	7	16	7	20	50

Last FG - HARV 4th-04:16, VA 4th-00:51.
 Largest lead - HARV by 9 4th-09:40, VA by 6 2nd-00:31.
 HARV led for 17:39. VA led for 13:34. Game was tied for 08:47.

Points	In	Off	2nd	Fast	Bench
HARV	20	5	2	2	10
VA	26	17	0	11	
Score tied - 6 times.					
Lead changed - 8 times.					

Official Basketball Box Score -- Game Totals -- Final Statistics Dukesne vs Virginia 11/26/17 3:30 p.m. at JPJ Arena, Charlottesville, Va.

Dukesne 74 • 5-2

#	Player	Total			Rebounds			PF	TP	A	TO	Blk	Stl	Min
		FG-FGA	3-Ptr	FT-FTA	Off	Def	Tot							
10	CANNON, Paige	f 3-6	0-1	2-2	6	9	15	4	8	3	1	1	0	33
42	LASS, Kadri-Ann	f 5-14	1-3	0-0	2	3	5	3	11	2	3	1	0	32
02	OMOGROSSO, Chassidy	g 7-14	3-8	8-10	0	4	4	2	25	2	1	0	2	40
03	VOJINOVIC, Julijana	g 6-18	4-9	6-6	1	4	5	4	22	1	3	1	1	38
22	RICHARDSON, Conon	g 2-5	1-2	3-4	1	2	3	5	8	2	2	1	2	31
01	KUTTOR, Eniko	g 0-1	0-0	0-0	2	2	4	0	0	1	1	0	0	9
21	BAZZELAK, Libby	g 0-0	0-0	0-0	1	1	2	0	0	0	1	0	0	11
23	TULONEN, Helmi	g 0-0	0-0	0-0	0	0	0	0	0	0	1	0	0	6
Team				2		4								
Totals		23-58	9-23	19-22	15	27	42	18	74	11	14	4	5	200
1st - FG %:		6-18 33.3%	2nd - 4-17 23.5%	3rd - 8-12 66.7%	4th - 5-11 45.5%	Game: 23-58 39.7%		Deadball						
3FG %:		3-6 50.0%	1-6 16.7%	4-7 57.1%	1-4 25.0%	9-23 39.1%		Rebounds						
FT %:		2-2 100.0%	3-4 75.0%	0-0 0.0%	14-16 87.5%	19-22 86.4%		2						

Virginia 63 • 3-4

#	Player	Total			Rebounds			PF	TP	A	TO	Blk	Stl	Min
		FG-FGA	3-Ptr	FT-FTA	Off	Def	Tot							
03	Lauren Moses	f 1-8	0-0	1-2	5	1	6	0	3	1	0	1	0	23
13	Jocelyn Willoughby	f 3-10	0-1	0-0	0	4	4	5	6	2	2	0	2	30
01	Brianna Tinsley	g 1-1	1-1	0-0	0	2	2	2	3	1	0	0	0	19
04	Dominique Toussaint	g 5-12	1-3	0-0	0	2	2	3	11	2	3	0	0	27
23	Aliyah Huland El	g 5-13	4-10	3-5	2	2	4	3	17	0	1	1	0	23
02	Jae/Lisa													

Official Basketball Box Score -- Game Totals -- Final Statistics UNCG vs Virginia 12/02/17 6 p.m. at JPJ Arena, Charlottesville, Va.

UNCG 50 • 4-4

#	Player	Total		3-Ptr		Rebounds			PF	TP	A	TO	Blk	Stl	Min
		FG-FGA	FT-FTA	FG-FGA	FT-FTA	Off	Def	Tot							
23	Te'ja Twitty	f	2-3	0-0	3-4	1	2	3	2	7	1	2	0	0	26
25	Ije Ajemba	c	3-14	0-0	2-2	2	4	6	3	8	1	1	0	0	34
02	Alexus Willey	g	2-5	1-3	2-4	1	2	3	2	7	1	1	0	1	27
05	Brandi Fier	g	1-6	0-2	0-0	0	1	1	1	2	2	3	0	1	30
35	Nadine Soliman	g	6-16	2-8	1-2	1	3	4	1	15	1	2	0	4	34
00	D.J. Howard	g	0-0	0-0	0-0	0	0	0	0	0	0	0	0	0	5
03	Alexis Pitchford	g	2-5	1-1	0-0	0	0	0	0	5	0	1	0	1	14
04	Mangela Ngandjui	g	2-2	0-0	0-0	0	1	1	1	4	0	0	1	0	11
11	Amesha Miller	g	0-1	0-0	2-2	0	0	0	0	2	0	0	0	0	6
12	Cece Crudup	g	0-0	0-0	0-0	0	0	0	0	0	0	1	0	0	3
21	Aneka Yelverton	g	0-2	0-1	0-0	0	1	1	0	0	0	0	0	1	7
22	Dijana Milisic	g	0-0	0-0	0-0	0	0	0	1	0	0	1	0	0	3
Team						5	2	7			2				
Totals			18-54	4-15	10-14	10	16	26	11	50	6	14	1	8	200

1st - FG %:	5-17	29.4%	2nd - FG %:	4-13	30.8%	3rd - FG %:	5-13	38.5%	4th - FG %:	4-11	36.4%	Game:	18-54	33.3%	Deadball Rebounds:	2	
3FG %:	4-9	44.4%	3FG %:	3-3	100.0%	3FG %:	3-4	75.0%	3FG %:	0-1	0.0%	3FG %:	4-15	26.7%	3FG %:	2-4	50.0%
FT %:	0-0	0.0%	FT %:	1-2	50.0%	FT %:	0-3	0.0%	FT %:	6-8	75.0%	FT %:	10-14	71.4%	FT %:	2-4	50.0%

Virginia 68 • 4-5

#	Player	Total		3-Ptr		Rebounds			PF	TP	A	TO	Blk	Stl	Min
		FG-FGA	FT-FTA	FG-FGA	FT-FTA	Off	Def	Tot							
13	Jocelyn Willoughby	f	5-7	1-1	0-0	0	2	2	3	11	1	0	0	0	22
30	Felicia Aiyetean	c	3-8	0-0	2-4	0	7	9	1	8	1	5	0	0	26
01	Brianna Tinsley	g	1-3	0-2	2-4	0	1	1	3	4	3	1	0	1	22
04	Dominique Toussaint	g	4-7	1-3	2-2	0	4	4	2	11	1	3	0	1	26
23	Alyyah Huland El	g	5-8	3-4	0-0	0	3	3	4	13	2	5	1	1	30
02	Jae'Lisa Allen	g	2-4	0-0	0-0	0	0	0	0	4	1	2	0	1	12
05	Khyasia Caldwell	g	0-0	0-0	0-0	0	0	0	1	0	0	1	0	0	5
10	J'Kyra Brown	g	5-6	4-4	1-2	0	6	6	3	15	4	1	0	0	29
14	Lisa Jablonowski	g	1-2	0-1	0-2	3	1	4	1	2	2	2	0	1	25
35	Shakyna Payne	g	0-1	0-0	0-0	0	0	0	1	0	0	0	0	0	3
Team						2	4	6							
Totals			26-46	9-15	7-14	7	28	35	19	68	15	20	7	5	200

1st - FG %:	6-13	46.2%	2nd - FG %:	8-11	72.7%	3rd - FG %:	6-13	46.2%	4th - FG %:	6-9	66.7%	Game:	26-46	56.5%	Deadball Rebounds:	4	
3FG %:	2-4	50.0%	3FG %:	3-3	100.0%	3FG %:	1-4	25.0%	3FG %:	3-4	75.0%	3FG %:	9-15	60.0%	3FG %:	2-2	100.0%
FT %:	4-6	66.7%	FT %:	0-0	0.0%	FT %:	0-0	0.0%	FT %:	3-8	37.5%	FT %:	7-14	50.0%	FT %:	0-0	0.0%

Officials: Bryan Brunette, Jennifer Rezac, Timothy Bryant
Technical fouls: UNCG-None. Virginia-Jae'Lisa Allen.
Attendance: 2642

Score by periods	1st	2nd	3rd	4th	Total
UNCG	14	9	13	14	50
Virginia	18	19	13	18	68

Last FG - UNCG 4th-01:51, VA 4th-00:17.
Largest lead - UNCG by 1 1st-06:10, VA by 19 4th-05:15.
UNCG led for 00:54. VA led for 38:44. Game was tied for 00:22.

Points	In	Off	2nd	Fast	Bench
UNCG	16	12	7	2	11
VA	22	12	7	6	21

Score tied - 1 time.
Lead changed - 2 times.

Official Basketball Box Score -- Game Totals -- Final Statistics Virginia vs Rutgers 12/2/17 6 p.m. at Piscataway, N.J. - The RAC

Virginia 43 • 4-6

#	Player	Total		3-Ptr		Rebounds			PF	TP	A	TO	Blk	Stl	Min
		FG-FGA	FT-FTA	FG-FGA	FT-FTA	Off	Def	Tot							
13	Jocelyn Willoughby	f	5-14	2-4	2-2	0	2	2	2	14	1	3	0	1	38
30	Felicia Aiyetean	c	3-7	0-0	0-0	2	9	11	1	6	1	2	4	0	37
01	Brianna Tinsley	g	1-2	1-1	2-0	0	1	1	3	5	0	3	0	0	20
10	J'Kyra Brown	g	5-11	3-8	0-2	1	5	6	3	13	3	0	0	1	40
23	Alyyah Huland El	g	1-4	0-2	1-2	2	2	4	4	3	2	2	0	0	25
02	Jae'Lisa Allen	g	0-1	0-0	0-0	0	0	0	0	0	0	0	0	0	3
04	Dominique Toussaint	g	0-4	0-1	0-0	0	0	0	0	2	0	1	0	0	9
05	Khyasia Caldwell	g	0-0	0-0	0-0	0	0	0	0	1	0	0	0	0	1
14	Lisa Jablonowski	g	1-2	0-0	0-0	1	3	4	1	2	2	1	0	1	27
Team						0	1	1							
Totals			16-45	6-16	5-8	6	23	29	17	43	10	12	4	3	200

1st - FG %:	5-11	45.5%	2nd - FG %:	1-9	11.1%	3rd - FG %:	4-11	36.4%	4th - FG %:	6-14	42.9%	Game:	16-45	35.6%	Deadball Rebounds:	2	
3FG %:	2-4	50.0%	3FG %:	1-3	33.3%	3FG %:	2-4	50.0%	3FG %:	1-5	20.0%	3FG %:	6-16	37.5%	3FG %:	2-4	50.0%
FT %:	0-0	0.0%	FT %:	0-0	0.0%	FT %:	1-2	50.0%	FT %:	2-4	50.0%	FT %:	5-8	62.5%	FT %:	2-4	50.0%

Rutgers 52 • 8-2

#	Player	Total		3-Ptr		Rebounds			PF	TP	A	TO	Blk	Stl	Min
		FG-FGA	FT-FTA	FG-FGA	FT-FTA	Off	Def	Tot							
35	Stasha Carey	f	2-5	1-2	4-6	4	5	9	2	9	0	2	0	3	29
40	Victoria Harris	c	2-3	0-0	1-2	4	2	6	2	5	1	0	1	2	25
03	Tyler Scaife	g	8-17	1-4	5-5	1	3	4	2	22	2	0	3	1	29
10	Kathleen Fitzpatrick	g	0-0	0-0	0-0	1	0	1	0	0	0	0	0	0	5
12	Khadiaza Sanders	g	1-4	0-2	0-0	1	5	6	4	2	5	1	0	0	25
01	Jazlynd Rollins	g	2-9	0-1	2-4	0	2	2	2	6	0	0	0	0	18
04	Kate Hill	g	0-1	0-1	0-0	0	0	0	0	0	0	0	0	0	9
05	Ciani Cryor	g	0-4	0-2	0-0	0	1	1	0	0	1	4	0	3	13
11	Nigia Greene	g	2-6	1-4	1-4	0	3	3	1	6	2	0	0	0	21
15	Caitlin Jenkins	g	1-1	0-0	0-0	1	0	1	2	2	0	0	0	0	15
31	Tekia Mack	g	0-2	0-2	0-0	0	0	0	0	0	0	0	0	0	11
Team						2	3	5							
Totals			18-52	3-18	13-21	14	24	38	15	52	12	8	4	9	200

1st - FG %:	3-12	25.0%	2nd - FG %:	6-18	33.3%	3rd - FG %:	5-12	41.7%	4th - FG %:	4-10	40.0%	Game:	18-52	34.6%	Deadball Rebounds:	5	
3FG %:	1-6	16.7%	3FG %:	2-6	33.3%	3FG %:	0-4	0.0%	3FG %:	0-2	0.0%	3FG %:	3-18	16.7%	3FG %:	13-21	61.9%
FT %:	4-4	100.0%	FT %:	1-2	50.0%	FT %:	2-2	100.0%	FT %:	6-13	46.2%	FT %:	13-21	61.9%	FT %:	0-0	0.0%

Officials: Dee Kanter, Cameron Inouye, Frank Steratore
Technical fouls: Virginia-None. Rutgers-None.
Attendance: 1368

Score by periods	1st	2nd	3rd	4th	Total
Virginia	12	5	11	15	43
Rutgers	11	15	12	14	52

Last FG - VA 4th-01:16, RU 4th-02:46.
Largest lead - VA by 1 1st-01:07, RU by 11 3rd-07:56.
VA led for 00:48. RU led for 38:24. Game was tied for 00:48.

Score tied - 0 times.
Lead changed - 4 times.

Points	In	Off	2nd	Fast	Bench
VA	18	8	5	2	2
RU	18	6	9	6	14

Official Basketball Box Score -- Game Totals -- Final Statistics Virginia vs Ohio 12/17/17 3:30 PM at Student Life Center, West Palm Beach, FL

Virginia 77 • 5-6

#	Player	Total		3-Ptr		Rebounds			PF	TP	A	TO	Blk	Stl	Min
		FG-FGA	FT-FTA	FG-FGA	FT-FTA	Off	Def	Tot							
30	Felicia Aiyetean	f	4-11	0-0	2-4	6	8	14	0	10	0	0	3	0	22
01	Brianna Tinsley	g	1-6	1-4	0-0	0	3	3	1	3	5	3	0	0	28
04	Dominique Toussaint	g	5-9	3-6	0-0	0	6	6	3	13	5	5	0	2	26
13	Jocelyn Willoughby	g	2-3	0-0	0-0	0	3	3	0	4	2	0	0	0	23
23	Alyyah Huland El	g	8-15	1-2	0-0	3	0	3	2	17	1	2	1	0	



Official Basketball Box Score -- Game Totals -- Final Statistics
Manhattan vs Virginia
 12/21/17 7 p.m. at JPJ Arena, Charlottesville, Va.



Manhattan 47 • 3-8

#	Player	Total			3-Ptr			Rebounds			PF	TP	A	TO	Blk	Stl	Min
		FG-FGA	FG-FGA	FT-FTA	FG-FGA	FG-FGA	FT-FTA	Off	Def	Tot							
35	Grimme, Kayla	f	7-17	1-5	0-0	1	3	4	4	15	0	2	1	0	0	31	
22	Warley, Courtney	c	2-4	0-0	2-2	0	2	2	4	6	1	2	0	2	22		
13	Morgan, Lizahya	g	2-8	0-6	0-0	0	3	3	1	4	2	2	0	1	25		
14	Williams, Taylor	g	1-2	1-1	0-0	1	1	2	0	3	1	0	0	0	15		
15	Tatum, Amani	g	2-10	2-8	0-0	3	5	8	3	6	5	6	0	6	37		
02	Cajou, Gabby	g	1-6	1-3	0-0	0	2	2	1	3	2	5	0	0	32		
03	O'Reilly, KellyAnne	g	0-0	0-0	0-0	0	0	0	0	0	0	1	0	0	1		
04	Bedeker, Emma	g	0-0	0-0	0-0	0	0	0	0	0	0	0	0	0	1		
10	Makela, Sini	g	0-1	0-0	0-0	0	1	1	1	0	0	0	1	0	8		
12	Hoier, Julie	g	0-0	0-0	0-0	0	0	0	0	0	0	0	0	0	7		
20	Pendergrass, Nyala	g	0-0	0-0	0-0	0	0	0	0	0	0	0	0	0	1		
23	Smith, Alex	g	4-7	0-0	2-2	2	1	3	4	10	0	1	1	0	16		
30	Guiton, Mikki	g	0-0	0-0	0-0	0	0	0	0	0	0	0	0	0	4		
Team						6	0	6				1					
Totals			19-55	5-23	4-4	13	18	31	18	47	11	21	2	10	200		

1st - FG %: 4-13 30.8% 2nd: 7-15 46.7% 3rd: 5-16 31.3% 4th: 3-11 27.3% Game: 19-55 34.5% Deadball Rebounds 0
 3FG %: 1-7 14.3% 2-4 50.0% 1-9 16.7% 1-6 16.7% 5-23 21.7%
 FT %: 0-0 0.0% 0-0 0.0% 4-4 100.0% 4-4 100.0%

Virginia 69 • 7-6

#	Player	Total			3-Ptr			Rebounds			PF	TP	A	TO	Blk	Stl	Min
		FG-FGA	FG-FGA	FT-FTA	FG-FGA	FG-FGA	FT-FTA	Off	Def	Tot							
30	Felicia Aiyetotan	c	3-5	0-0	1-1	2	7	9	1	7	0	2	1	0	22		
01	Brianna Tinsley	g	3-4	1-2	1-2	0	1	1	0	8	2	2	0	1	19		
04	Dominique Toussaint	g	2-5	0-2	1-2	0	4	4	1	5	5	1	0	0	30		
13	Jocelyn Willoughby	g	3-8	0-0	0-0	2	2	4	2	6	1	1	0	1	20		
23	Aliyah Huland El	g	3-8	0-3	1-1	1	1	2	1	7	2	3	0	2	24		
02	Jae'Lisa Allen	g	0-0	0-0	0-0	0	1	1	0	0	0	0	0	0	6		
03	Lauren Moses	g	7-9	0-0	2-2	2	2	4	3	16	0	2	0	1	21		
05	Khyasia Caldwell	g	1-1	0-0	2-2	0	0	0	0	4	0	0	0	0	4		
10	J'Kyra Brown	g	3-9	1-4	1-1	1	2	3	1	8	4	3	1	2	28		
14	Lisa Jablonowski	g	2-3	1-2	3-4	0	3	3	0	8	2	0	0	1	22		
35	Shakyna Payne	g	0-1	0-0	0-0	0	0	0	1	0	0	1	0	1	4		
Team						1	0	1									
Totals			27-53	3-13	12-15	9	23	32	11	69	16	15	2	11	200		

1st - FG %: 9-13 69.2% 2nd: 9-19 47.4% 3rd: 4-12 33.3% 4th: 5-9 55.6% Game: 27-53 50.9% Deadball Rebounds 2
 3FG %: 0-0 0.0% 3-9 33.3% 0-2 0.0% 0-2 0.0% 3-13 23.1%
 FT %: 0-0 0.0% 4-5 80.0% 1-2 50.0% 7-8 87.5% 12-15 80.0%

Officials: Bruce Morris, Talisa Green, Nic Cappel
 Technical fouls: Manhattan-None. Virginia-None.
 Attendance: 2383

Score by periods	1st	2nd	3rd	4th	Total
Manhattan	9	16	11	11	47
Virginia	18	25	9	17	69

Points	In	Off	2nd	Fast	Bench
MANW	Paint	T/O	Chance	Break	
VA	16	8	4	0	13
VA	28	28	8	4	36

Last FG - MANW 4th-03:01, VA 4th-00:32.
 Largest lead - MANW None, VA by 24 4th-00:32.
 MANW led for 00:00, VA led for 38:47. Game was tied for 00:51.

Score tied - 0 times.
 Lead changed - 0 times.



Official Basketball Box Score -- Game Totals -- Final Statistics
Syracuse vs Virginia
 12/31/17 2 p.m. at JPJ Arena, Charlottesville, Va.



Syracuse 63 • 12-3, 0-2 ACC

#	Player	Total			3-Ptr			Rebounds			PF	TP	A	TO	Blk	Stl	Min
		FG-FGA	FG-FGA	FT-FTA	FG-FGA	FG-FGA	FT-FTA	Off	Def	Tot							
04	Tiana Mangakahia	*	7-21	5-13	1-2	1	3	4	2	20	8	12	0	3	37		
11	Gabrielle Cooper	*	2-10	2-9	2-2	0	6	6	4	8	1	2	0	2	38		
22	Amaya Finklea-Guity	*	3-6	0-0	1-2	1	2	3	2	7	1	3	2	1	32		
32	Miranda Drummond	*	2-6	1-4	1-2	3	4	7	3	6	1	3	0	1	29		
45	Digna Strautmame	*	3-8	1-3	3-3	1	2	3	3	10	0	0	0	2	30		
01	Raven Fox	*	1-1	1-1	0-0	0	2	2	0	3	1	1	0	0	8		
23	Isis Young	*	2-4	2-3	0-0	1	0	1	2	6	1	2	0	0	16		
34	Abby Grant	*	0-0	0-0	0-0	0	0	0	0	0	0	0	0	0	1		
44	Jasmine Nwajei	*	1-1	1-1	0-0	2	0	2	1	3	0	0	0	0	9		
Team						6	3	9									
Totals			21-57	13-34	8-11	15	23	37	17	63	13	23	2	9	200		

1st - FG %: 6-16 37.5% 2nd: 7-11 63.6% 3rd: 4-16 25.0% 4th: 4-14 28.6% Game: 21-57 36.8% Deadball Rebounds 1
 3FG %: 4-8 50.0% 4-8 50.0% 3-9 33.3% 2-9 22.2% 13-34 38.2%
 FT %: 1-1 100.0% 1-2 50.0% 4-6 66.7% 2-2 100.0% 8-11 72.7%

Virginia 68 • 9-6, 2-0 ACC

#	Player	Total			3-Ptr			Rebounds			PF	TP	A	TO	Blk	Stl	Min
		FG-FGA	FG-FGA	FT-FTA	FG-FGA	FG-FGA	FT-FTA	Off	Def	Tot							
01	Brianna Tinsley	*	1-5	1-3	2-2	3	0	3	2	5	1	0	0	2	17		
04	Dominique Toussaint	*	3-10	1-5	2-2	0	5	5	4	9	6	3	0	2	32		
13	Jocelyn Willoughby	*	2-6	1-2	3-4	1	0	1	2	8	0	3	0	4	29		
23	Aliyah Huland El	*	4-8	3-5	4-6	3	2	5	1	15	2	2	0	1	35		
30	Felicia Aiyetotan	*	6-10	0-0	0-2	2	8	10	1	12	3	3	2	1	28		
03	Lauren Moses	*	2-7	0-1	1-2	1	1	2	2	5	1	3	1	3	20		
10	J'Kyra Brown	*	4-10	2-6	2-4	2	4	6	0	12	3	2	1	2	27		
14	Lisa Jablonowski	*	1-1	0-0	0-0	0	0	0	1	2	0	0	0	0	12		
Team						3	3	6									
Totals			23-57	8-22	14-22	15	23	38	13	68	16	16	4	15	200		

1st - FG %: 5-17 29.4% 2nd: 7-17 41.2% 3rd: 7-14 50.0% 4th: 4-9 44.4% Game: 23-57 40.4% Deadball Rebounds 5
 3FG %: 1-8 12.5% 2-5 40.0% 3-4 75.0% 2-5 40.0% 8-22 36.4%
 FT %: 0-0 0.0% 5-6 83.3% 4-4 75.0% 6-12 50.0% 14-22 63.6%

Officials: Joseph Vaszily, Thomas Danaher, Mark Berger
 Technical fouls: Syracuse-None. Virginia-None.
 Attendance: 2979

Score by periods	1st	2nd	3rd	4th	Total
Syracuse	17	19	15	12	63
Virginia	11	21	20	16	68

Points	In	Off	2nd	Fast	Bench
SU	Paint	T/O	Chance	Break	
VA	16	22	8	0	12
VA	20	24	11	4	19

Last FG - SU 4th-00:38, VA 4th-01:05.
 Largest lead - SU by 9 2nd-09:55, VA by 6 1st-04:53.
 SU led for 19:48, VA led for 14:33. Game was tied for 05:39.

Score tied - 5 times.
 Lead changed - 12 times.

Official Basketball Box Score -- Game Totals -- Final Statistics
Pittsburgh vs Virginia
 12/28/17 7 p.m. at JPJ Arena, Charlottesville, Va.

Pittsburgh 50 • 7-6, 0-1 ACC

#	Player	Total			3-Ptr			Rebounds			PF	TP	A	TO	Blk	Stl	Min
		FG-FGA	FG-FGA	FT-FTA	FG-FGA	FG-FGA	FT-FTA	Off	Def	Tot							
01	Danielle Garven	f	2-4	0-0	1-1	0	4	4	0	5	0	1	2	1	21		
32	Kalista Walters	c	3-8	0-0	0-0	3	7	10	3	6	1	1	1	4	40		
03	Jasmine Whitney	g	2-9	1-1	3-4	0	3	3	2	8	2	3	1	2	36		
05	Kauai Bradley	g	1-4	1-3	0-0	2	5	7	4	3	3	6	0	1	31		
12	Yacine Diop	g	2-12	0-2	0-0	1	1	2	2	4	1	2	0	1	20		
10	Cassidy Walsh	g	0-0	0-0	0-0	0	0	0	0	0	1	0	0	0	4		
13	Kyla Nelson	g	3-8	1-4	0-0	0	1	2	3	7	2	2	0	0	22		
20	Pika Rodriguez	g	6-10	5-8	0-0	0	0	0	3	17	1	0	0	1	26		
Team						2	2	4									
Totals			19-55	8-18	4-5	9	23	32	18	50	10	15	4	10	200		

1st - FG %: 3-13 23.1% 2nd: 5-14 35.7% 3rd: 4-16 25.0% 4th: 7-12 58.3% Game: 19-55 34.5% Deadball Rebounds 1
 3FG %: 1-2 50.0% 3-6 50.0% 3-9 33.3% 1-1 100.0% 8-18 44.4%
 FT %: 1-2 50.0% 1-1 100.0% 0-0 0.0% 2-2 100.0% 4-5 80.0%

Virginia 62 • 8-6, 1-0 ACC

#	Player
---	--------

RECORD:	OVERALL	HOME	AWAY	NEUTRAL
ALL GAMES	10-6	7-3	1-3	2-0
CONFERENCE	3-0	2-0	1-0	0-0
NON-CONFERENCE	7-6	5-3	0-3	2-0

Date	UVA. Rank	Opponent	Score	W/L	Rec.	ACC	Attend.	High Scorer	High Reb.	Opp. High Scr
11/10	RV	at 7 Mississippi St	68-53	L	0-1	0-0	6811	Toussaint 17	Aiyeotan 7	Vivians 22
11/12	RV	CENTRAL CONN	103-59	W	1-1	0-0	3306	Willoughby 19	Aiyeotan 10	Patterson 19
11/16	RV	GEORGIA	64-61	L	1-2	0-0	3170	Toussaint 18	FA, JB, AHE 7	Robinson 15
11/19	RV	at Dayton	61-46	L	1-3	0-0	1866	DT, JW 9	Aiyeotan 6	Scaife 17
11/21		HAMPTON	66-62	W	2-3	0-0	2546	Willoughby 15	Willoughby 6	Finney-Smith 17
11/25		HARVARD	50-48	W	3-3	0-0	2838	Moses 13	Moses 10	KB, MR 11
11/26		DUQUESNE	74-63	L	3-4	0-0	2846	Huland EI 17	Moses 6	Omogrosso 25
11/29		No. 15 MARYLAND	60-59	L	3-5	0-0	3082	Toussaint 18	Moses 11	SJ, KC 13
12/02		UNCG	68-50	W	4-5	0-0	2642	Brown 15	Aiyeotan 9	Soliman 15
12/04		at Rutgers	52-43	L	4-6	0-0	1368	Willoughby 14	Aiyeotan 11	Scaife 22
12/17		vs Ohio	77-59	W	5-6	0-0	200	Huland EI 17	Aiyeotan 14	Burke 14
12/18		vs Indiana	82-72	WOT	6-6	0-0	150	Brown 24	Huland EI 10	Buss 28
12/21		MANHATTAN	69-47	W	7-6	0-0	2383	Moses 16	Aiyeotan 9	Grimme 15
12/28		PITT	62-50	W	8-6	1-0	2822	Toussaint 16	Aiyeotan 10	Rodriguez 17
12/31		RV/23 Syracuse	68-63	W	9-6	2-0	2979	Huland EI 15	Aiyeotan 10	Mangakahia 20
01/04	RV	RV NC State	73-63	W	10-6	3-0	1801	Brown 18	FA/FB 5	Hawkins 14

OPPONENT	AIYEOTAN	ALLEN	BROWN	CALDWELL	HULAND EL	JABLONOWSKI
at Miss St	4-7-0	DNP	4-4-0	2-0-0	6-0-0	5-3-0
CENT CONN	12-10-0	3-2-1	8-4-2	5-2-1	13-1-2	4-6-1
GEORGIA	8-7-1	DNP	1-7-2	0-0-0	9-7-2	0-3-0
at Dayton	5-6-0	DNP	8-5-1	0-0-0	8-3-1	0-3-2
HAMPTON	2-3-0	DNP	6-3-2	DNP	10-2-2	4-3-1
HARVARD	6-7-2	DNP	3-1-0	DNP	8-5-4	2-6-1
DUQUESNE	2-5-2	DNP	15-4-2	0-0-0	17-4-0	6-4-2
MARYLAND	10-6-0	DNP	11-1-4	DNP	9-1-1	0-1-0
UNCG	8-9-1	4-0-1	15-6-4	0-0-0	13-3-2	2-4-2
at Rutgers	6-11-1	0-0-0	13-6-3	0-0-0	3-4-2	2-4-2
vs Ohio	10-14-0	2-2-0	14-5-6	0-0-0	17-3-1	6-3-1
vs Indiana	10-3-2	DNP	24-4-2	DNP	7-10-1	2-5-2
MANHATTAN	7-9-0	0-1-0	8-3-4	4-0-0	7-2-2	8-3-2
PITTSBURGH	10-10-1	DNP	9-2-1	DNP	10-2-0	4-3-1
SYRACUSE	12-10-3	DNP	12-6-3	DNP	15-5-2	2-0-0
at NC State	4-5-0	DNP	18-5-2	DNP	13-4-1	3-3-2
CLEMSON						
at Boston College						
at Duke						
VIRGINIA TECH						
NORTH CAROLINA						
at Georgia Tech						
LOUISVILLE						
at Florida State						
at Virginia Tech						
NOTRE DAME						
MIAMI						
at Louisville						
at Wake Forest						

OPPONENT	JONES	MOSES	PAYNE	TINSLEY	TOUSSAINT	WILLOUGHBY
at Miss State	0-0-2	2-3-1	DNP	7-2-1	17-6-3	6-6-0
CENT CONN	6-0-2	9-6-2	4-3-0	3-4-3	17-2-3	19-4-2
GEORGIA	0-0-0	5-0-1	DNP	3-1-1	18-3-5	17-2-0
at Dayton	0-1-1	7-5-0	DNP	0-1-0	9-2-4	9-5-1
HAMPTON	INJ	9-5-0	DNP	6-1-0	14-3-6	15-6-0
HARVARD	INJ	13-10-0	DNP	1-1-0	5-3-2	12-8-1
DUQUESNE	INJ	3-6-1	DNP	3-2-3	11-2-1	6-4-2
MARYLAND	INJ	3-11-2	DNP	0-2-2	18-2-2	8-7-1
UNCG	INJ	INJ	0-0-0	4-1-3	11-4-1	11-2-1
at Rutgers	INJ	INJ	DNP	5-1-0	2-0-0	14-2-1
vs Ohio	INJ	7-5-0	1-3-0	3-3-5	13-6-5	4-3-2
vs Indiana	INJ	14-0-1	DNP	5-4-4	12-3-4	8-2-1
MANHATTAN	INJ	16-4-0	0-0-0	8-1-2	5-4-5	6-4-1
PITTSBURGH	INJ	4-7-0	DNP	5-1-1	16-4-7	4-9-0
SYRACUSE	DNP	5-2-1	DNP	5-3-1	9-5-6	8-1-0
at NC State	DNP	9-3-0	DNP	5-1-2	11-4-1	10-3-2
CLEMSON						
at Boston College						
at Duke						
VIRGINIA TECH						
NORTH CAROLINA						
at Georgia Tech						
LOUISVILLE						
at Florida State						
at Virginia Tech						
NOTRE DAME						
MIAMI						
at Louisville						
at Wake Forest						

VIRGINIA
OPPONENT

Bench Points378 (23.6 ppg)	267 (16.7 ppg)
FG Percentage- Home250-.519 (.434)	208-573 (.363)
FG Percentage- Road76-214 (.355)	86-232 (.371)
FG Percentage- Neutral58-124 (.467)	44-112 (.392)
Most Points - Quarter	32 (1st) vs CCSU	28 (1st) vs Ohio
Fewest Points- Quarter	5 (2nd) at Rutgers	6 (2nd) vs Ohio
Most Points at the Half	63 vs CCSU	34 vs Maryland
Fewest Points at the Half	17 at Rutgers	20 vs Harvard
Largest Halftime Lead	29 vs CCSU		
Largest Halftime Deficit	10 at Miss State		

VIRGINIA'S RECORD WHEN

Game decided by 10 pts or less	5-3
Leading at halftime9-1
Trailing at halftime1-5
Tied at halftime	0-0
Went into overtime	1-0
Leading by 10 or more points	8-0
Shot FG 50% or better	4-0
Shot FG less than 50%	6-5
Shot FG less than 40%	2-4
Shot FG 40% or better	7-2
Holding opponent under 60 pts	6-0
Scoring 30-39 points	0-0
Scoring 40-49 points	0-1
Scoring 50-59 points1-3
Scoring 60-69 points	5-2
Scoring 70-79 points	2-0
Scoring 80-89 points	1-0
Scoring 90-100 points	0-0
Scoring over 100 points	1-0
Outrebounding opponent	8-0
Being outrebounded	2-6
Tied in rebounding	0-0
Have fewer TOs than opponent	6-2
Committing 15 or less TOs6-1

SCORING BENCHMARKS
GAMES WITH 20 OR MORE POINTS IN 17-18

J'Kyra Brown	1
------------------------	---

GAMES WITH 10 OR MORE POINTS IN 17-18

Dominique Toussaint	11
J'Kyra Brown	8
Aliyah Huland El	8
Jocelyn Willoughby	7
Felicia Aiyeotan	6
Lauren Moses	3

GAMES WITH 10 OR MORE REBOUNDS IN 17-18

Felicia Aiyeotan	5
Lauren Moses	2
Aliyah Huland El	1

DOUBLE DOUBLES IN 17-18

Felicia Aiyeotan	4
Lauren Moses	1

VIRGINIA HIGHS		OPPONENT HIGHS	
Points	103 vs CCSU	74 vs Duquesne	
FG Made	43 vs CCSU	26 vs Georgia	
FG Attempts	78 vs CCSU	68 vs Georgia	
FG %	.551 (43-78) vs CCSU	.439 (25-57) vs Indiana	
3FG Made	9 vs UNCG	13 vs Syracuse	
3FG Attempts	22 vs Duquesne	39 vs Ohio	
3 pt %	.600 (9-15) vs UNCG	.444 (8-18) vs Pitt	
Free Throws Made	19 vs Indiana	19 vs Duquesne	
Free Throw Attempts	25 at NC State	24 at NC State	
Free Throw %	.889 (16-18) vs Pitt	.875 (2x)	
	1.000 (4-4) vs Manhattan		
Rebounds	51 vs Ohio	53 at Dayton	
Assists	19 vs CCSU	17 vs Georgia	
Steals	13 vs CCSU	14 (2x)	
Blocked Shots	10 vs Maryland	8 at Miss St	
Turnovers	23 (2x) last vs Indiana	23 at Dayton	
Fouls	23 (2x) last at NC State	21 (2x) last vs Indiana	

VIRGINIA LOWS		OPPONENT LOWS	
Points	43 at Rutgers	48 vs Harvard	
FG Made	16 (2x)	17 vs CCSU	
FG Attempts	45 at Rutgers	47 vs Harvard	
FG %	.258 (16-62) vs Harvard	.309 (17-55) vs CCSU 11/12	
3FG Made	3 at Miss St	4 vs Harvard	
3FG Attempts	9 at Miss St	15 vs Maryland	
3FG %	.238 (5-21) vs Harvard	.167 at Rutgers	
Free Throws Made	5 (3x)	4 (2x)	
Free Throw Attempts	6 at Dayton	4 vs Manhattan	
Free Throw %	.529 (9-17) vs CCSU	.542 (13-24) at NC State	
Rebounds	29 at Rutgers	31 vs Manhattan	
Assists	7 at Miss St	9 vs Harvard	
Steals	3 at Rutgers	2 vs CCSU	
Blocked Shots	1 at NC State	1 (several)	
Turnovers	9 vs CCSU	8 at Rutgers	
Fouls	9 vs Pitt	11 vs UNCG 12/2	

VIRGINIA INDIVIDUAL HIGHS		OPPONENT INDIVIDUAL HIGHS	
Points	24 Brown vs Indiana	28 Buss vs Indiana	
FG Made	8 Willoughby vs CCSU	10 Buss vs Indiana	
FG Attempts	18 Toussaint (2x)	21 Mangakahia vs Syracuse	
FG %	.833 (5-6) (2x) last Aiyetotan vs Pitt	.667 (6-9) Patterson vs CCSU	
3FG Made	4 (2x) last Brown vs UNCG	5 (2x)	
3FG Attempts	10 Huland El vs Duquesne	13 Mangakahia vs Syracuse	
3FG Percentage	4-4 Brown vs UNCG	3-3 Confroy vs Maryland	
		.714 (5-7) Patterson vs CCSU	
FT Made	6 several	8 Omogrosso vs Duquesne	
FT Attempts	8 Moses (2x) last vs Indiana	10 (2x)	
FT Percentage	6-6 (3x) last Willoughby at NC State	6-6 Vojinovic vs Duquesne	
Rebounds	14 Aiyetotan vs Ohio	15 Cannon vs Duquesne	
Assists	7 Toussaint vs Pitt	9 Cole vs Georgia	
Steals	5 (2x) last Moses vs Indiana	4 Morrison vs Georgia	
Blocked Shots	6 Aiyetotan (2x) last vs UNCG	4 Boehm vs Harvard	
Turnovers	8 Toussaint at Miss St	12 Mangakahia vs Syracuse	

VIRGINIA INDIVIDUALS

- **Two UVA players with double-doubles in the same game:** vs Coppin State 11/13/16 (Moses 15-10r, Huland EI 12-10a, Aiyeotan 23-12r)
- **Four players in double figures:** at NC State 1/4/18 (Brown 18, Huland EI 13, Tous-saint 11, Willoughby 10)
- **Five Players in double figures:** vs Cop-pin State 11/13/16 (Willoughby 21, Moses 15, Huland EI 12, Brown 18, Aiyeotan 23)
- **Six players in double figures:** vs Norfolk State 11/16/15 (Randolph 17, Moses 12, Brown 11, Venson 10, Mason 10, Huland EI 10, Jones 10)
- **Seven players in double figures:** vs Norfolk State 11/16/15 (Randolph 17, Moses 12, Brown 11, Venson 10, Mason 10, Huland EI 10, Jones 10)
- **Zero players in double figures:** at Day-ton, 11/19/17
- **Every Cavalier player scored:** vs CCSU 11/12/17
- **Scored 20 points:** 24, J'Kyra Brown vs Indiana 12/18/17
- **Scored 25 points:** 25, Jocelyn Willough-by at St. Joseph's, 3/17/17
- **Scored 30 points:** 34, Monica Wright vs. Green Bay, 03/21/10
- **Scored 40 points:** **48, Mimi Kennedy at North Carolina, 01/15/98
- **A non-starter scored 20 or more points:** 24, J'Kyra Brown vs Indiana, 12/18/17
- **Two or more Hoos scored 20 or more points in the same game:** vs Coppin State (Willoughby 21, Aiyeotan 23)
- **Perfect from the field (5 attempts):** 7-7, Imovbioh vs Louisville 03/01/15
- **Perfect at FT line (10 attempts):** 11-11, Monica Wright vs North Carolina, 02/15/10
- **Perfect at FT line (9 attempts):** 9-9, Lauren Moses at Richmond 11/16/16
- **Perfect at FT line (8 attempts):** 9-9, Lauren Moses at Richmond 11/16/16
- **Had 20 Free throw attempts:** **20, Brandi Teamer at Wake Forest, 1/6/05
- **Had 15 rebounds:** 15, Lauren Moses at Boston College 2/14/16
- **Had 20 rebounds:** 24, Sarah Imovbioh vs Ohio State 11/14/14
- **Had 10 assists:** 10, Aliyah Huland EI vs Coppin State 11/13/16
- **Had 6 steals:** 6, Jocelyn Willoughby at Georgia 12/19/16
- **Blocked 5 shots:** 6, Felicia Aiyeotan vs Maryland 11/29/17

VIRGINIA TEAM

- **UVA ranked in AP Top 25:** #22, 11/21/12
- **UVA ranked USA Today Top 25:** #22, 3/8/10
- **Played AP No. 1 team:** #1 Duke, L 79-58, 3/2/07
- **Defeated AP No. 1 team:** #1 Maryland, 75-74, 2/11/92
- **Defeated AP Top 10 team:** #4 Florida State 60-51, 2/16/17
- **Defeated AP Top 25 team:** #4 Florida State 60-51, 2/16/17

FIELD GOAL SHOOTING

- **Shot 60 percent:** .623 (33-53) vs Georgia Tech, 3/02/08
- **Shot 70 percent:** **.700 (42-60) at Wake Forest, 1/07/87
- **Made 40-49 field goals:** 40 vs. Coppin State, 11/13/16
- **Made 50 field goals:** **54 vs Cleveland State, 11/29/95
- **Attempted 60-69 FG:** 63 vs vs Nebraska, 11/26/16
- **Attempted 70-79 FG:** 72 vs Coppin State, 11/13/16
- **Attempted 80 FG:** 85 at NC State, 2/10/11

THREE-POINT SHOOTING

- **Shot 50 percent:** .600 (9-15) vs UNCG 12/2/17
- **Shot 60 percent:** .600 (9-15) vs UNCG 12/2/17
- **Shot 70 percent:** .750 (6-8) vs Louisville 03/01/15
- **Shot 80 percent:** .857 (6-7) vs St. John's, 03/19/88
- **Made 10 three-pt. field goals:** 10 at Clem-son 2/01/15
- **Attempted 20 three-pt. FG:** 21 (made 9) at NC State (1/4/18)

FREE THROW SHOOTING

- **Shot 80 percent:** .844 (16-18) vs Pitt, 12/28/17
- **Shot 90 percent:** .900 (18-20) vs Virginia Tech, 01/26/17
- **Shot 100 percent:** 2-2 at Duke, 2/4/16
- **Made 20 free throws:** 21 vs Pitt 01/24/16
- **Made 30 free throws:** 30 vs. North Caro-lina, 02/20/14
- **Attempted 30 FT:** 33 vs Louisville 03/01/15
- **Attempted 40 FT:** 44 vs. Indiana, 11/26/09
- **Attempted 50 FT:** **54 at Wake Forest, 01/6/05

SCORING

- **Scored 80 points:** 103 vs CCSU, 11/12/17
- **Scored 90 points:** 103 vs CCSU, 11/12/17
- **Scored 100 points:** 103 vs CCSU, 11/12/17

REBOUNDING

- **Had 50 rebounds:** 50 vs Coppin State 11/13/16
- **Had 60 rebounds:** 63 at Alabama, 12/21/12
- **Had 70 rebounds:** **77 vs. Rider, 12/19/96

ASSISTS

- **Had 20 assists:** 25 vs Coppin State, 11/13/16
- **Had 30 assists:** **37 vs. Cleveland State, 11/29/95

STEALS

- **Had 15 steals:** 15 vs Syracuse, 12/31/17
- **Had 20 steals:** 22 vs UMES, 12/17/13
- **Had 25 steals:** 26 vs. Clemson, 02/12/12
- **UVA forced 30 turnovers:** 31 at Wake, 01/10/16
- **UVA committed 30 turnovers:** 32 at Ala-bama, 12/21/12

MISCELLANEOUS

- **UVA in OT:** W, 82-72 vs Indiana, 12/18/17
- **UVA in 2OT:** L, 73-70 at Alabama, 12/21/12
- **UVA in 3OT:** W, 105-100 at North Carolina, 01/15/98
- **UVA shot 70% from the floor in a quar-ter:** .727 (8-11) vs UNCG 2/2/17
- **UVA shot 60% from the floor in first half:** .619 (26-42) vs CCSU 11/12/17
- **UVA shot 60% from the floor in second half:** .608 (14-23) vs UIC 12/16/16
- **UVA shot less than 20% from floor first half:** .192 (5-26) at Maryland, 12/06/12
- **UVA shot less than 30% from floor first half:** .200 (7-35) vs Harvard, 11/25/17
- **UVA shot less than 30% from floor 2nd half:** .294 (10-34) vs Duquesne, 11/26/17
- **UVA scored less than 15 points in first half:** 13 at Florida State, 01/8/06
- **UVA held opp to less than 15 points first half:** 14 vs Wake Forest 3/2/17
- **UVA held opp to less than 15 points sec-ond half:** 11 vs Virginia Tech, 01/26/17
- **UVA held opp to less than 10 points first half:** 6 vs. Norfolk State, 12/28/12
- **UVA held opponent to less than 30 points:** 23 vs. Norfolk State, 12/28/12
- **UVA failed to make at least one three-pointer:** 0-10 vs. Kansas State, 11/29/13
- **Opponent failed to make at least one three-pointer:** 0-9 at Louisville, 01/18/15

**school record



1
**BRIANNA
TINSLEY**

 Freshman • Guard • 5-7
 St. Anne's-Belfield
 Madison, Va.

2
**JAE'LISA
ALLEN**

 Senior • Forward • 6-2
 White Hall High
 Pine Bluff, Ark.

3
**LAUREN
MOSES**

 Senior • Forward • 6-2
 Rancocas High
 Mount Holly, N.J.

4
**DOMINIQUE
TOUSSAINT**

 Sophomore • Guard • 5-9
 Christ the King
 Staten Island, N.Y.

5
**KHYASIA
CALDWELL**

 Freshman • Guard • 5-5
 Pocono Mountain East
 Pocono Summit, Pa.

10
**J'KYRA
BROWN**

 R-Senior • Guard • 5-11
 Rocky Mount HS
 East Carolina Univ.
 Rocky Mount, N.C.

13
**JOCELYN
WILLOUGHBY**

 Sophomore • Forward • 6-0
 Newark Academy
 East Orange, N.J.


14
**LISA
JABLONOWSKI**


 Sophomore • Forward • 6-3
 Lycee des Garcons
 Ernster, Luxembourg

20
**AMANDINE
TOI**

 Freshman • Guard • 5-10
 INSEP Academy
 Paris, France

23
**ALIYAH
HULAND EL**

 Senior • Guard • 6-1
 Randolph High
 Randolph, N.J.

30
**FELICIA
AIYEOTAN**

 Center • Sophomore • 6-9
 Blair Academy (N.J.)
 Lagos, Nigeria

32
**MONÉ
JONES**

 Forward • Junior • 6-2
 Riverside High
 Durham, N.C.

35
**SHAKYNA
PAYNE**

 Forward • R-Soph • 6-1
 SW Atlanta Christian Acad.
 Acworth, Ga.

**JOANNE
BOYLE**

 Head Coach
 Seventh Season

**TIM
TAYLOR**

 Assistant Coach
 Ninth Season

**LA'KESHIA
FRETT MEREDITH**

 Assistant Coach
 Fifth Season

**KATHERINE
GRAHAM**

 Assistant Coach
 Second Season

**SARAH
HOLSINGER**

 Asst. AD/Operations
 Seventh Season