

TABLE OF CONTENTS

| | |
|---|-------|
| Rosters..... | 2-3 |
| Head Coach Brian O'Connor..... | 4-7 |
| Associate Head Coach Kevin McMullan..... | 8-9 |
| Assistant Coach Karl Kuhn..... | 10-11 |
| Assistant Coach Matt Kirby..... | 12 |
| Support Staff..... | 13 |
| Player Profiles..... | 14-25 |
| Abbott/Allocca/Blakely/Casey..... | 14 |
| Cody/Comer..... | 15 |
| Donahue/Eikhoff/Gerstenmaier..... | 16 |
| Harrington/Harrison..... | 17 |
| Hlinka/Knight/Lynch..... | 18 |
| McCarthy/McGarry/Meyer..... | 19 |
| Morris/Murdock/Nicholson/Novak..... | 20 |
| Ortiz/Papantonis/Richardson..... | 21 |
| Rivoli/Rohm/Simmons..... | 22 |
| Sousa/Sperling..... | 23 |
| Tappen/Weber..... | 24 |
| Weiller/Whitten/Wilson..... | 25 |
| 2017 Season Review/Statistics..... | 26-30 |
| Davenport Field at the UVA Baseball Stadium.. | 31-32 |
| Virginia Baseball History..... | 33-34 |
| 2015 National Champions..... | 35-36 |
| 2009 College World Series..... | 37 |
| 2011 College World Series..... | 38 |
| 2014 College World Series..... | 39 |
| NCAA Tournament History/Records..... | 40-41 |
| Year-by-Year Records/UVA Coaching History.. | 42 |
| Former Cavaliers in Professional Baseball.. | 43-44 |
| UVA in the Major League Baseball Draft..... | 45 |
| Batting Records..... | 46 |
| Pitching Records..... | 47 |
| Single-Game Records..... | 48 |
| Annual Leaders..... | 49-50 |
| Single-Season Team Records..... | 51 |
| National Awards and Honors..... | 52 |
| Postseason Awards and Honors..... | 53 |
| ACC Awards and Honors..... | 54 |
| Series Records..... | 55 |
| Year-by-Year Results..... | 56-67 |
| Game-by-Game vs ACC, 2018 Opponents.. | 68-73 |
| All-Time Letterwinners..... | 74-76 |
| University Administration/Senior Staff..... | 77 |
| Covering the Cavaliers..... | 78 |

SOCIAL MEDIA



@UVABaseball

FACT BOOK CREDITS

The 2018 Virginia Baseball Fact Book was written and edited by Scott Fitzgerald with the assistance of Daniel Buckley and Colin Thielsch. Cover design by Lauren Taylor. Interior layout by Andy Fledderjohann and Scott Fitzgerald.

Photos by John Atkins, Jim Capony, Daily Progress, Jim Carpenter, Jim Daves, Jim Davidson, Pete Emerson, Tony Farlow, Mike Gentry, Kelsey Grant, Dennis Hubbard, Pete LaFleur, Minorwhite Studios, Bruce Newman, Matt Riley, Christian Petersen, Oakland Athletics, San Francisco Giants, Seattle Mariners, Andrew Shurtleff, Paul Simpson, Kenji Takabayashi, Rodger M. Wood, Washington Nationals,

On the Cover (L-R): Top Row: Derek Casey, Daniel Lynch, Bennett Sousa, Bottom Row: Jake McCarthy, Cameron Simmons, Caleb Knight

BASEBALL INFORMATION

| | |
|---|---|
| Head Coach..... | Brian O'Connor (Creighton, '93) |
| Career/UVA Record..... | 639-239-2, .727 (15th season) |
| NCAA Appearances..... | 14 (2004-17) |
| Associate Head Coach..... | Kevin McMullan |
| Assistant Coaches..... | Karl Kuhn, Matt Kirby |
| Asst. AD for Baseball Admin..... | Justin Armistead |
| Baseball Administration..... | Joe Bialkoski |
| Cord. of Video & Scouting..... | Mike Roberts |
| 2017 Record..... | 43-16 overall, 18-12 ACC (2nd Coastal) |
| 2017 ACC Tournament..... | 1-1 |
| 2017 Postseason..... | NCAA Fort Worth Regional (1-2) |
| 2017 Final Rankings..... | 21 (Collegiate Baseball, USA Today) |
| 22 (Baseball America, D1Baseball, NCBWA) | |
| Letterwinners Returning/Lost..... | 22/12 |
| Position Players Returning/Lost..... | 12/4 |
| Starting Position Players Returning/Lost..... | 5/4 |
| Pitchers Returning/Lost..... | 9/9 |
| Newcomers..... | 11 (10 freshmen, 1 transfer) |
| Home Facility..... | Davenport Field at UVA Baseball Stadium |
| Capacity/Surface..... | 5,500/Natural Grass |
| Dimensions..... | 332-370-404-370-332 |

PROGRAM HISTORY

| | |
|--|---------------------------------------|
| NCAA Tournament Appearances..... | 17 (1972, '85, '96, 2004-17) |
| NCAA Championships..... | 1 (2015) |
| College World Series Appearances..... | 4 (2009, '11, '14, '15) |
| College World Series Finals Appearances..... | 2 (2014, '15) |
| NCAA Regional Championships..... | 6 (2009, '10, '11, '13, '14, '15) |
| Last NCAA Regional Appearance..... | Fort Worth Regional (2017) |
| Last NCAA Super Regional Appearance..... | Charlottesville Super Regional (2015) |
| ACC Championships..... | 4 (1972, '96, '09, '11) |
| ACC Coastal Division Championships..... | 2 (2010, '11) |

UNIVERSITY INFORMATION

| | |
|------------------------------|-------------------------------|
| Location..... | Charlottesville, Va. |
| Founded..... | by Thomas Jefferson, 1819 |
| Enrollment..... | 23,883 (16,673 undergraduate) |
| President..... | Teresa A. Sullivan |
| Nicknames..... | Cavaliers, Wahoos, 'Hoos |
| Colors..... | Orange and Blue |
| Conference..... | Atlantic Coast |
| Athletics Director..... | Carla Williams |
| Senior Associate AD/SWA..... | Jane Miller |
| Athletics Website..... | VirginiaSports.com |

MEDIA RELATIONS

| | |
|------------------------------------|---------------------------|
| Assistant AD, Media Relations..... | Jim Daves |
| Main Office Phone..... | (434) 982-5500 |
| Baseball Contact..... | Scott Fitzgerald |
| Office Phone..... | (434) 924-9878 |
| Mobile Phone..... | (908) 246-6818 |
| E-Mail..... | s.fitzgerald@virginia.edu |

2018 SCHEDULE

FEBRUARY

| | | |
|----------|-----------------------------------|-----------|
| Fri. 16 | at UCF | 6:30 p.m. |
| Sat. 17 | vs Samford ¹ | 1 p.m. |
| Sun. 18 | vs Rice ¹ | 10 a.m. |
| Tues. 20 | VMI (ACCNE) | 3 p.m. |
| Fri. 23 | E. KENTUCKY (ACCNE) | 3 p.m. |
| Sat. 24 | E. KENTUCKY | 1 p.m. |
| Sun. 25 | E. KENTUCKY (ACCNE) | 1 p.m. |
| Tues. 27 | VMI (ACCNE) | 3 p.m. |
| Wed. 28 | WILLIAM & MARY (ACCNE) | 3 p.m. |

MARCH

| | | |
|----------|--------------------------------|--------|
| Fri. 2 | YALE (ACCNE) | 3 p.m. |
| Sat. 3 | YALE (ACCNE) | 1 p.m. |
| Sun. 4 | YALE | 1 p.m. |
| Tues. 6 | DAVIDSON (ACCNE) | 1 p.m. |
| Fri. 9 | at Duke* (ACCNE) | 6 p.m. |
| Sat. 10 | at Duke* (ACCNE) | 1 p.m. |
| Sun. 11 | at Duke* (ACCNE) | 1 p.m. |
| Wed. 14 | JMU (ACCNE) | 4 p.m. |
| Fri. 16 | BOSTON COLLEGE* (ACCNE) | 4 p.m. |
| Sat. 17 | BOSTON COLLEGE* (ACCNE) | 1 p.m. |
| Sun. 18 | BOSTON COLLEGE* (ACCNE) | 1 p.m. |
| Tues. 20 | TOWSON | 4 p.m. |
| Wed. 21 | TOWSON (ACCNE) | 4 p.m. |
| Fri. 23 | at Miami* (ACCNE) | 7 p.m. |
| Sat. 24 | at Miami* (ACCNE) | 7 p.m. |
| Sun. 25 | at Miami* (ACCNE) | 1 p.m. |
| Tues. 27 | LONGWOOD (ACCNE) | 4 p.m. |
| Wed. 28 | at VCU ² | TBA |
| Fri. 30 | at Pittsburgh* (ACCNE) | 3 p.m. |
| Sat. 31 | at Pittsburgh* (ACCNE) | 3 p.m. |

APRIL

| | | |
|----------|----------------------------------|--------|
| Sun. 1 | at Pittsburgh* (ACCNE) | 1 p.m. |
| Tues. 3 | OLD DOMINION (ACCNE) | 5 p.m. |
| Fri. 6 | VIRGINIA TECH* (ACCNE) | 6 p.m. |
| Sat. 7 | VIRGINIA TECH* (ACCNE) | 4 p.m. |
| Sun. 8 | VIRGINIA TECH* (ACCNE) | 1 p.m. |
| Wed. 11 | RADFORD (ACCNE) | 6 p.m. |
| Fri. 13 | NORTH CAROLINA* (ACCNE) | 6 p.m. |
| Sat. 14 | NORTH CAROLINA* (ACCNE) | 4 p.m. |
| Sun. 15 | NORTH CAROLINA* (ACCNE) | 1 p.m. |
| Tues. 17 | GEORGE WASHINGTON (ACCNE) | 6 p.m. |
| Wed. 18 | LIBERTY (ACCNE) | 6 p.m. |
| Fri. 20 | at Louisville* (ACCNE) | 6 p.m. |
| Sat. 21 | at Louisville* (ACCNE) | 1 p.m. |
| Sun. 22 | at Louisville* (ACCNE) | 1 p.m. |
| Tues. 24 | OLD DOMINION | Noon |
| Fri. 27 | CLEMSON* (ACCNE) | 6 p.m. |
| Sat. 28 | CLEMSON* (ACCNE) | 4 p.m. |
| Sun. 29 | CLEMSON* (ACCNE) | 1 p.m. |

MAY

| | | |
|----------------|---|--------|
| Tues. 1 | VCU | 6 p.m. |
| Fri. 11 | GEORGIA TECH* (ACCNE) | 6 p.m. |
| Sat. 12 | GEORGIA TECH* (ACCNE) | 4 p.m. |
| Mon. 14 | GEORGIA TECH* (ESPNU) | 1 p.m. |
| Tues. 15 | RICHMOND | 6 p.m. |
| Thu. 17 | at Wake Forest* (ACCNE) | 6 p.m. |
| Fri. 18 | at Wake Forest* (ACCNE) | 6 p.m. |
| Sat. 19 | at Wake Forest* (ACCNE) | 1 p.m. |
| Tue-Sun. 22-27 | ACC Championship ² (RSN/ESPN2) | |

JUNE

| | |
|-----------------|---|
| Fri.-Mon. 1-4 | NCAA Regionals ³ (ESPN Networks) |
| Fri.-Mon. 8-11 | NCAA Super Regionals ³ (ESPN Networks) |
| Fri.-Tue. 16-27 | College World Series ⁴ (ESPN/ESPN2) |

Home games in **BOLD**; *denotes ACC games; all times Eastern; televised/webcast games in parentheses; ¹Orlando, Fla., ²Durham, N.C.; ³Sites TBA; ⁴TD Ameritrade Park, Omaha, Neb.

All games can be heard on VirginiaSports.com, with select games airing on WINA 1070-AM/98.9-FM; game times/dates subject to change

2018 VIRGINIA BASEBALL ROSTER

| No. | Name | Pos. | B/T | Ht. | Wt. | Cl. | Hometown/Previous School |
|-----|--------------------|--------|-----|------|-----|-----|---|
| 2 | Drew Blakely | C | R/R | 6-2 | 190 | So. | Galesburg, Mich./Gull Lake |
| 3 | Jack Weiller | INF | L/R | 6-0 | 185 | Jr. | Waccabuc, N.Y./John Jay-Cross River |
| 4 | Andrew Papantonis | INF/OF | R/R | 6-2 | 190 | Fr. | Glen Gardner, N.J./Delbarton |
| 5 | Caleb Knight | C | R/R | 5-11 | 220 | Sr. | Checotah, Okla./Connors State |
| 6 | Christian Hlinka | OF | L/R | 6-2 | 160 | Fr. | Frenchtown, N.J./Delaware Valley Regional |
| 7 | Devin Ortiz | INF | R/R | 6-2 | 175 | Fr. | Nutley, N.J./St. Joseph Regional |
| 8 | Brendan Rivoli | C | L/R | 6-0 | 195 | Fr. | Douglassville, Pa./Daniel Boone |
| 9 | Daniel Lynch | LHP | L/L | 6-4 | 195 | Jr. | Henrico, Va./Douglas Freeman |
| 10 | Tanner Morris | INF | L/R | 6-2 | 190 | Fr. | Crozet, Va./The Miller School |
| 11 | Bennett Sousa | LHP | L/L | 6-3 | 210 | Sr. | North Palm Beach, Fla./The Benjamin School |
| 12 | Charlie Cody | OF/INF | R/R | 6-1 | 190 | Sr. | Chesapeake, Va./Great Bridge |
| 13 | Alex Tappen | INF/OF | R/R | 6-2 | 190 | Fr. | Lower Gwynedd, Pa./Wissahickon |
| 14 | Derek Casey | RHP | R/R | 6-1 | 195 | Sr. | Mechanicsville, Va./Hanover |
| 15 | Riley Wilson | LHP | L/L | 6-0 | 180 | Sr. | Midlothian, Va./Cosby |
| 16 | Andrew Abbott | LHP | L/L | 6-0 | 175 | Fr. | Halifax, Va./Halifax County |
| 18 | Justin Novak | INF/C | R/R | 5-9 | 165 | Sr. | Tokyo, Japan/American School in Japan |
| 19 | Andy Weber | INF | L/R | 6-1 | 190 | Jr. | Aurora, Ohio/Aurora |
| 20 | Cameron Simmons | OF | R/R | 6-3 | 195 | Jr. | Royersford, Pa./Spring-Ford |
| 21 | Bobby Nicholson | RHP | R/R | 6-3 | 215 | So. | Charlottesville, Va./St. Anne's Belfield |
| 22 | Cayman Richardson | INF | R/R | 6-2 | 175 | So. | Mechanicsville, Va./Hanover |
| 23 | Grant Donahue | RHP | R/R | 6-1 | 205 | Jr. | Berlin, Md./Decatur |
| 25 | Griff McGarry | RHP | R/R | 6-2 | 175 | Fr. | Portola Valley, Calif./Menlo |
| 27 | Chesdin Harrington | RHP | R/R | 6-1 | 190 | Jr. | Montpelier, Va./Patrick Henry |
| 28 | Noah Murdock | RHP | R/R | 6-8 | 170 | So. | Colonial Heights, Va./Colonial Heights |
| 29 | Blake Rohm | RHP | R/R | 6-5 | 190 | Fr. | Superior, Colo./Broomfield |
| 30 | Jalen Harrison | OF | R/R | 6-3 | 210 | So. | Palmyra, Va./St. Anne's Belfield |
| 31 | Jake McCarthy | OF | L/L | 6-2 | 200 | Jr. | Scranton, Pa./Scranton |
| 32 | Nate Eikhoff | INF | L/R | 5-11 | 190 | Jr. | Bristow, Va./Patriot |
| 34 | Evan Sperling | RHP | R/R | 6-6 | 215 | Jr. | Poquoson, Va./Grafton |
| 38 | Kyle Whitten | RHP | R/R | 6-3 | 190 | Fr. | Manassas, Va./Osborn Park |
| 40 | Jack Gerstenmaier | INF | R/R | 6-1 | 200 | Sr. | Richmond, Va./Douglas Freeman |
| 45 | Will Allocca | C/INF | R/R | 6-0 | 200 | So. | Richmond, Va./Collegiate |
| 47 | Mack Meyer | RHP | R/R | 6-0 | 200 | Gr. | San Francisco, Calif./San Francisco/IMG Academy |
| 55 | Cameron Comer | C/INF | L/R | 6-0 | 180 | Jr. | Powell, Ohio/Olentangy Liberty |

Head Coach:

Associate Head Coach:

Assistant Coaches:

Asst. AD for Baseball Administration:

Baseball Operations Assistant:

Coordinator of Video & Scouting:

Athletic Trainer:

Strength & Conditioning:

Managers:

26 Brian O'Connor (Creighton '93), 15th season
 44 Kevin McMullan (Indiana-Pa. '90), 15th season
 36 Karl Kuhn (Florida '92), 15th season
 1 Matt Kirby (William & Mary '03), seventh season
 Justin Armistead (Virginia '08), third season
 Joe Bialkoski (North Florida '17), first season
 Mike Roberts (VMI '12), fourth season
 Brian McGuire (Slippery Rock '93), 15th season
 Ed Nordenschild (UT-Arlington '93)
 Evan Duhon, Cameron Brummitt

ALPHABETICAL

| No. | Name | Pos. |
|-----|---------------------|---------|
| 16 | Abbott, Andrew | LHP |
| 45 | Allocca, Will | C/INF |
| 2 | Blakely, Drew | C |
| 14 | Casey, Derek | RHP |
| 12 | Cody, Charlie | OF/INF |
| 55 | Comer, Cameron | C/INF |
| 23 | Donahue, Grant | RHP |
| 32 | Eikhoff, Nate | INF |
| 40 | Gerstenmaier, Jack | INF |
| 27 | Harrington, Chesdin | RHP |
| 30 | Harrison, Jalen | OF |
| 6 | Hlinka, Christian | OF |
| 5 | Knight, Caleb | C |
| 9 | Lynch, Daniel | LHP |
| 31 | McCarthy, Jake | OF |
| 25 | McGarry, Griff | RHP |
| 47 | Meyer, Mack | RHP |
| 10 | Morris, Tanner | INF |
| 28 | Murdock, Noah | RHP |
| 21 | Nicholson, Bobby | RHP |
| 18 | Novak, Justin | INF/C |
| 7 | Ortiz, Devin | INF/RHP |
| 4 | Papantonis, Andrew | INF |
| 22 | Richardson, Cayman | INF |
| 8 | Rivoli, Brendan | C |
| 29 | Rohm, Blake | RHP |
| 20 | Simmons, Cameron | OF |
| 11 | Sousa, Bennett | LHP |
| 34 | Sperling, Evan | RHP |
| 13 | Tappen, Alex | INF |
| 19 | Weber, Andy | INF |
| 3 | Weiller, Jack | INF |
| 38 | Whitten, Kyle | RHP |
| 15 | Wilson, Riley | LHP |

PRONUNCIATIONS

Allocca..... uh-LOCK-uh
 Comer.....COE-mer
 Eikhoff.....IKE-hoff
 Hlinka..... Ha-Linka
 Gerstenmaier..... Ger-sten-myer
 Kuhn..... Kyoon
 Papantonis..... Pap-an-toe-nis
 Rohm.....ROME
 Sousa.....SOO-suh
 Weber.....Webber
 Weiller..... WHY-ler

**BREAKDOWN BY STATE/
PROVINCE/COUNTRY**

| | |
|--------------|---------|
| California |2 |
| Colorado |1 |
| Florida |1 |
| Oklahoma |1 |
| Japan |1 |
| Michigan |1 |
| Maryland |1 |
| New York |1 |
| New Jersey |3 |
| Ohio |2 |
| Pennsylvania |4 |
| Virginia |16 |

BREAKDOWN BY CLASS

| | |
|---------------|---------|
| True Freshman |10 |
| Sophomore |6 |
| Junior |10 |
| Senior |7 |
| Graduate |1 |

TV/RADIO ROSTER



2 DREW BLAKELY
C • R/R • 6-2 • 190 • So.
Galesburg, Mich.
Gull Lake



3 JACK WEILLER
INF • L/R • 6-0 • 185 • Jr.
Waccabuc, N.Y.
John Jay-Cross River



4 ANDREW PAPONIS
INF/OF • R/R • 6-2 • 190 • Fr.
Lebanon Township, N.J.
Delbarton



5 CALEB KNIGHT
C • R/R • 5-11 • 220 • Sr.
Checotah, Okla.
Connors State College



6 CHRISTIAN HLINKA
OF • L/R • 6-2 • 160 • Fr.
Frenchtown, N.J.
Delaware Valley Regional



7 DEVIN ORTIZ
INF • L/L • 6-2 • 175 • Fr.
Nutley, N.J.
St. Joseph Regional



8 BRENDAN RIVOLI
C • L/R • 6-0 • 195 • Fr.
Douglassville, Pa.
Daniel Boone



9 DANIEL LYNCH
LHP • L/L • 6-4 • 195 • Jr.
Henrico, Va.
Douglas Freeman



10 TANNER MORRIS
INF • L/R • 6-2 • 190 • Fr.
Crozet, Va.
The Miller School



11 BENNETT SOUSA
LHP • L/L • 6-3 • 210 • Sr.
N. Palm Beach, Fla.
The Benjamin School



12 CHARLIE CODY
OF/INF • R/R • 6-1 • 190 • Sr.
Chesapeake, Va.
Great Bridge



13 ALEX TAPPEN
INF • R/R • 6-2 • 190 • Fr.
Lower Gwynedd, Pa.
Wissahickon



14 DEREK CASEY
RHP • R/R • 6-1 • 195 • Sr.
Mechanicsville, Va.
Hanover



15 RILEY WILSON
LHP • L/L • 6-0 • 180 • Sr.
Midlothian, Va.
Cosby



16 ANDREW ABBOTT
LHP • R/R • 6-0 • 175 • Fr.
Nathalie, Va.
Halifax County



18 JUSTIN NOVAK
INF/C • R/R • 5-9 • 165 • Sr.
Tokyo, Japan
American School in Japan



19 ANDY WEBER
INF • L/R • 6-1 • 190 • Jr.
Aurora, Ohio
Aurora



20 CAMERON SIMMONS
OF • R/R • 6-3 • 195 • Jr.
Royersford, Pa.
Spring-Ford



21 BOBBY NICHOLSON
RHP • R/R • 6-3 • 215 • So.
Charlottesville, Va.
St. Anne's Belfield



22 CAYMAN RICHARDSON
INF • R/R • 6-2 • 175 • So.
Mechanicsville, Va.
Hanover



23 GRANT DONAHUE
RHP • R/R • 6-1 • 205 • Jr.
Berlin, Md.
Decatur



25 GRIFF MCGARRY
RHP • R/R • 6-2 • 175 • Fr.
Portola Valley, Calif.
Menlo School



27 CHESDIN HARRINGTON
RHP • R/R • 6-1 • 190 • Jr.
Montpelier, Va.
Patrick Henry



28 NOAH MURDOCK
RHP • R/R • 6-8 • 170 • So.
Colonial Heights, Va.
Colonial Heights



29 BLAKE ROHM
RHP • R/R • 6-5 • 190 • Fr.
Superior, Colo.
Broomfield



30 JALEN HARRISON
OF • R/R • 6-3 • 210 • So.
Palmyra, Va.
St. Anne's Belfield



31 JAKE MCCARTHY
OF • L/L • 6-2 • 200 • Jr.
Scranton, Pa.
Scranton



32 NATE EIKHOFF
INF • L/R • 5-11 • 190 • Jr.
Bristow, Va.
Patriot



34 EVAN SPERLING
RHP • R/R • 6-6 • 215 • Jr.
Poquoson, Va.
Grafton



38 KYLE WHITTEN
RHP • R/R • 6-3 • 190 • Fr.
Manassas, Va.
Osborn Park



40 JACK GERSTENMAIER
INF • R/R • 6-1 • 200 • Sr.
Richmond, Va.
Douglas Freeman



45 WILL ALLOCCA
C/INF • R/R • 6-0 • 200 • So.
Richmond, Va.
Collegiate



47 MACK MEYER
RHP • R/R • 6-0 • 200 • Fr.
San Francisco, Calif.
IMG Academy



55 CAMERON COMER
C/INF • L/R • 6-0 • 180 • Jr.
Powell, Ohio
Olentangy Liberty



BRIAN O'CONNOR
Head Coach
15th Season



KEVIN MCMULLAN
Associate Head Coach
15th Season



KARL KUHN
Assistant Coach
15th Season



MATT KIRBY
Assistant Coach
Seventh Season



BRIAN MCGUIRE
Athletic Trainer
15th Season



JUSTIN ARMISTEAD
Asst AD, Baseball Admin.
Third Season



MIKE ROBERTS
Coord. Video & Scouting
Fourth Season



JOSEPH BIALKOSKI
Baseball Operations Asst.
First Season



BRIAN O'CONNOR

HEAD COACH | 15th SEASON  @UVACoachOConnor

After leading the Virginia baseball program to its first NCAA National Championship in 2015, five-time ACC Coach of the Year and three-time national coach of the year Brian O'Connor reached yet another new level of success with the Cavaliers. Now in his 15th season as head coach of the Cavaliers, O'Connor has built his program into a college baseball powerhouse and turned Virginia Baseball into a national brand.

The numbers during O'Connor's first 14 years are staggering:

- 2015 National Champions (first in program history)
- Four College World Series appearances and two CWS Finals berths
- 14 straight NCAA tournament appearances
- Seven NCAA regional championships
- Two ACC championships
- Four 50-win seasons
- 639 wins, including an 374 wins this decade (second most in the nation)

O'Connor enters the 2018 season with a career record of 639-239-2 and a 262-145-1 record in ACC play after guiding Virginia to the program's 14th-consecutive NCAA tournament appearance. Virginia is one of just four programs in the nation to earn a berth in the NCAA tournament in each of the last 14 seasons. This success has led to record crowds, excitement and national exposure for Virginia Baseball, highlighted by the Cavaliers' national championship in 2015.

O'Connor boasts the third-highest winning percentage of all current head coaches in Division I baseball (72.7 percent). A three-time National Coach of the Year, O'Connor is the second fastest ACC coach to reach 500 career wins. He ranks ninth in ACC history in career wins, eighth in career ACC victories, sixth with 48 career NCAA tournament wins and ninth with 26 ACC tournament wins.

His UVA teams have racked up 11 40-win seasons and played host to nine NCAA regionals and five NCAA super regionals. Since 2009, UVA owns 42 NCAA tournament wins -- second most in the nation.

Cavalier fans have flocked to UVA's Davenport Field in increasing, record numbers during the O'Connor tenure, prompting several

stadium expansions to push the stadium seating capacity over 5,000 in order to meet the rapidly intensifying demand, and with more expansion and renovations in the works for future seasons. Virginia has ranked among the top 20 nationally in attendance in each of the last eight seasons, including a program-best 142,496 fans in 2014 as UVA finished 11th in attendance. Since 2009, over one million fans have come out to Davenport Field, including more than 100,000 in seven of the last eight years.

UVA has ranked among the top 40 in the nation in total home attendance and average home attendance in all 14 years of O'Connor's tenure. Virginia is in the midst of a major expansion for Davenport Field, which started following the conclusion of the 2017 season, to keep the facility among the elite in college baseball.

O'Connor was named the National Coach of the Year in 2015 by the ABCA, Baseball America, Collegiate Baseball, D1Baseball and Perfect Game, marking the third year he has earned such an honor. He was tabbed the 2009 NCBWA and CollegeBaseballInsider.com National Coach of the Year and also was named the 2006 College Baseball Foundation Coach of the Year. He is a five-time recipient of ABCA Atlantic Region Coach of the Year laurels (2004, 2009, 2011, 2014, 2015) and five-time ACC Coach of the Year honoree (2004, 2010, 2011, 2013, 2014). O'Connor was inducted into the Iowa High School Baseball Coaches Association's Hall of Fame in 2017.

Seventy-five of O'Connor's Virginia players have been selected in the Major League Baseball First-Year Player Draft, including 48 in the last eight years. Left-handed pitcher Danny Hultzen was taken second overall in the 2011 MLB Draft by the Seattle Mariners, marking UVA's highest draft pick ever. Three Cavaliers were selected in the first round in 2014, the most of any program in the country. UVA is one of two programs in the nation to have at least one player chosen in the first round of the MLB Draft in each of the last four years, including Pavin Smith and Adam Haseley, who were chosen back-to-back in the top 10 in 2017, marking the first position players from the same team to go in the top 10 since 1988.

No current college baseball coaching staff has been together longer than Virginia's trio of Brian O'Connor, Kevin McMullan and Karl Kuhn (15 seasons).

Fifteen former Cavaliers have reached the major leagues after playing for O'Connor, highlighted by Washington Nationals' all-star and Gold Glove third baseman Ryan Zimmerman. For the third straight year, a program-record 11 former Cavaliers have played in Major League Baseball in 2017.

Mark Reynolds (Arizona), Joe Koshansky (Colorado), Brandon Guyer (Tampa Bay), Michael Schwimer (Toronto), Mike Ballard (Baltimore), Sean Doolittle (Oakland), David Adams (New York Yankees), Phil Gosselin (Atlanta), Kyle Crockett (Cleveland), Chris Taylor (Seattle), Jarrett Parker (San Francisco), Tyler Wilson (Baltimore), John Hicks (Seattle) and Derek Fisher (Houston) also have made it to baseball's highest level after playing under O'Connor while at UVA.

In 2005 Zimmerman went on to make one of the quickest jumps ever to the major leagues - two months - and in 2009 became the first former Cavalier to play in the MLB All-Star Game. In 2014 Crockett became the first player from the 2013 MLB Draft to reach the big leagues. Doolittle became the first former Cavalier pitcher to appear in the MLB All-Star Game in 2014.

Sixty-eight Virginia players have nabbed All-ACC honors under O'Connor, including a league-high 50 over the last eight seasons. Joe Koshansky (2004) and Sean Doolittle (2006) each were named ACC Player of the Year. Danny Hultzen earned ACC Pitcher of the Year honors in 2010 and 2011, while Nathan Kirby claimed the distinction in 2014. In 2009 Hultzen was tabbed ACC Freshman of the Year, and Joe McCarthy earned the award in 2013.

During O'Connor's tenure, Virginia players have garnered 26 All-America honors, including Hultzen, who was a three-time First-Team All-American, and Doolittle, Papi, Matt Thaiss

and Haseley, each of whom was a two-time All-American. In addition, 15 Cavaliers have claimed Freshman All-America distinctions. Since 2005-06, every Virginia recruiting class that has completed its eligibility has played in at least one College World Series.

Zimmerman, Doolittle, Thompson, Branden Kline, Thaiss and Jake McCarthy each played on USA Baseball national teams. Zimmerman led the U.S. to the gold medal at the World University Games in 2004, and Doolittle helped the Americans to a gold medal in 2006. Thompson notched a silver medal with Team USA at the 2007 Pan American Games. Kline was a member of the 2011 Collegiate National Team. Thaiss competed on the 2015 team, while McCarthy was on the 2017 squad.

The Cavaliers also have become a fixture in the national polls, highlighted by UVA's first-ever No. 1 ranking in 2010. Virginia was ranked No. 1 by Baseball America for 12 weeks during the 2010 season and for a dozen more weeks in 2011. UVA reached the top of the polls again in 2014, spending 13 weeks at No. 1, and in 2015.

Virginia has succeeded in the classroom as well. In 2011 the UVA baseball program earned a public recognition award from the NCAA for its multi-year Academic Progress Rate scores. The APR provides a clear picture of the academic culture in each sport. Hultzen was a Capital One First-Team Academic All-American in 2011, while Tyler Wilson was the winner of the esteemed Lowe's Senior CLASS Award for Baseball in 2011.

O'Connor stresses the importance of pitching, defense and fundamentals. UVA teams have thrived in the pitching game, with the Cavaliers posting the second lowest ERA in the country since 2005 (3.24). Virginia has ranked in the top 20 nationally in ERA in nine of O'Connor's 14 seasons, including six top-three marks. The 2011 team led the nation with a 2.24 ERA, while the 2014 squad was second nationally at 2.23.

Defensively, the Cavaliers also have shined under O'Connor. UVA owns the best fielding percentage in the ACC since his arrival in 2004 (.973). Eight of his teams have ranked among the nation's top 40 in fielding percentage. The 2014 Cavaliers set the program record for fielding percentage with a .981 mark, which ranked fourth nationally.

YEAR-BY-YEAR

Virginia reached its 13th straight NCAA tournament in 2016 while hosting its ninth regional in the last 13 seasons. Three Cavaliers earned All-America honors: RHP Connor Jones, catcher Matt Thaiss and two-way standout Adam Haseley. After a slow start to the season, UVA caught fire in the back half of the ACC schedule, including a series win at then-No. 1 ranked Miami. Thaiss was UVA's fifth first-round MLB Draft pick in the last three seasons, while Jones (second



UVA COACHING HIGHLIGHTS

- Led Virginia to 2015 NCAA Championship (one of 12 active coaches to win NCAA title)
- Ranks 18th in career win percentage (.727) in NCAA Division I history (No. 3 among active coaches)
- 639 wins in 14 years at UVA (average of 45.6 per season), including NCAA-best 56 wins in 2011
- Holds UVA coaching records for wins, ACC wins (262) and NCAA Tournament wins (48)
- Three-Time National Coach of Year (2006, '09, '15)
- Five-time ACC Coach of the Year (2004, '10, '11, '12, '14)
- Four NCAA College World Series appearances
- 14-straight NCAA Regional appearances, hosting nine as No. 1 seed in Charlottesville
- National seed in NCAA Tournament four times in last eight years
- Six NCAA Regional and four Super Regional championships
- Two-time ACC Champions (2009, 2011) and ACC regular-season champions (2010, 2011)
- 11 40-win seasons (at least 38 in every season)
- 400-94 home record (.810)
- 9th in ACC history in career wins, eighth in ACC wins and sixth in NCAA tournament wins
- 11 top-three finishes in one of the nation's toughest conferences
- 68 All-ACC selections, including three ACC Pitchers of the Year, two ACC Players of the Year and two ACC Freshmen of the Year
- 26 All-America selections and 15 Freshman All-Americans
- 75 players selected in the MLB Draft and 16 former Cavaliers in Major League Baseball

O'CONNOR'S MILESTONE WINS

| No. | Date | Opponent | Score |
|------------------|----------------|------------------|-------|
| 1 | Feb. 13, 2004 | at N.C. A&T | 10-7 |
| 100 | March 12, 2006 | at Georgia Tech | 6-3 |
| 200 | March 30, 2008 | Virginia Tech | 2-1 |
| 300 | April 27, 2010 | Coastal Carolina | 6-3 |
| 400 | April 26, 2012 | at VCU | 7-5 |
| 500 | May 11, 2014 | Georgia Tech | 4-3 |
| 558 [^] | June 24, 2015 | vs. Vanderbilt | 4-2 |
| 595 [*] | May 28, 2016 | vs. Louisville | 7-2 |
| 600 | Feb. 21, 2017 | VMI | 9-7 |

[^]National Championship; ^{*}Program Wins Record

round) and shortstop Daniel Pinero (ninth) also were chosen in the draft.

After sustaining success throughout the O'Connor tenure, Virginia reached college baseball's summit in 2015 with the program's first national championship. As a No. 3 regional seed, UVA made a dramatic run to Omaha, capped by winning two of three games against Florida before ousting Vanderbilt in three games in the CWS Finals. The Cavaliers battled through a tumultuous, injury-riddled regular season, but caught fire in the postseason, winning the Lake Elsinore (Calif.) Regional before coming home to defeat Maryland twice to win the Charlottesville Super Regional. Despite numerous setbacks throughout the season, Virginia kept battling, and that never-say-die attitude was never more evident than in the postseason: UVA scored the go-ahead run in the fifth inning or later in each of their 10 postseason wins, including each of their five wins in the CWS.

Virginia had one of the best years in program history in 2014, culminating with the program's first trip to the College World Series Finals. UVA posted a 53-16 record - its fourth 50-win season in the last five years - and won the Charlottesville Regional and Super Regional en route to its third trip to Omaha in the last six seasons. As the tournament's No. 3 national seed, UVA won four games at the CWS in reaching the CWS championship game. Nathan Kirby earned First-Team All-America honors and was tabbed the Co-ACC Pitcher of the Year; he also was one of a record eight Cavaliers named to the All-ACC Team.

Pitching and defense propelled the Cavaliers, as UVA recorded the second-lowest ERA in program history (2.23) and the best fielding percentage in the school annals (.981). UVA ranked second nationally in ERA and fourth in fielding. Nick Howard set an ACC record with 20 saves and then was selected in the first round of the MLB Draft, one of eight Cavaliers to be drafted in 2014. Howard and Mike Papi joined Kirby as 2014 All-Americans.

Virginia went 50-12 in 2013 while playing host to an NCAA regional and super regional. UVA led the ACC in batting (.314) and ranked second nationally in runs (489) and third in scoring (7.9). Papi was named a First-Team All-American while becoming UVA's first ACC batting champion since 1981. Kyle Crockett was tabbed a Third-Team All-American and finished his career with the second-lowest ERA in UVA history (1.98). Outfielder Joe McCarthy posted the highest batting average for a UVA freshman in 29 years and was tabbed the ACC Freshman of the Year and a Freshman All-American; he also was one of a league-high six Cavaliers on the All-ACC Team.

UVA played host to a regional in 2012, going 39-19-1 and earning a second-place finish in the ACC Coastal Division. Branden Kline, Justin Thompson and Keith Werman each were named to the All-ACC team, while Derek Fisher was a unanimous selection as a freshman All-American.

Virginia set a program record with 56 victories in 2011, earning the No. 1 national seed in the NCAA Tournament and advancing to its second College World Series while winning ACC Tournament and Coastal Division championships. UVA went 56-12 and won its third straight NCAA regional title before taking the super regional against UC Irvine after a dramatic ninth-inning rally in Game 3. The Cavaliers posted two wins at the CWS before eventual national champion South Carolina eliminated UVA in a 13-inning contest.


While UVA's pitching staff ranked first nationally in ERA, the Cavaliers recorded a .978 fielding percentage - at the time, a school record - and ranked among the top 20 nationally in batting. Seven Cavaliers were named All-ACC, with four claiming All-America honors - Hultzen, Kline, John Hicks and Will Roberts. The fan base continued to rally around the team as UVA averaged a program-best 3,298 fans per game (125,355 total).

In 2010, the Cavaliers posted a 51-14 record, setting a then-school record for wins in a season as well as ACC wins in a year (23). Record crowds packed Davenport Field, leading to seating expansions on three separate occasions. Virginia averaged 3,148 fans per game, shattering the previous record by nearly 1,400 fans per game.

Virginia also earned its first-ever No. 1 national ranking in 2010 and held that distinction for 12 weeks during the season. The Cavaliers were a national seed in the NCAA tournament for the first time, with a No. 5 seed. UVA led the conference in batting (.331) for the second straight year and set school records in runs (525), doubles (160), triples (32) and total bases (1166). The Cavaliers also finished seventh nationally in fielding percentage with a then-school record mark of .977. In addition, seven Cavaliers were named to the All-ACC team, while Kevin Arico, Hultzen and Phil Gosselin also earned All-America honors.

In 2009, O'Connor guided Virginia to the program's first College World Series berth while capturing the school's third ACC championship and first regional and super regional crowns on the road to Omaha. Despite featuring a team with 23 underclassmen, the Cavaliers set 11 team records, including hits (767), runs (507) and strikeouts (593), while posting a 49-15-1 mark. Five players earned first-team All-ACC honors, with Hultzen and Parker each gleaming All-America laurels.

After a strong regular season, Virginia caught fire in the postseason, winning the ACC Baseball Championship with four wins in as many days. UVA then traveled to the NCAA Irvine Regional and impressively topped San Diego State and soon-to-be MLB No. 1 draft pick Stephen Strasburg before shutting down top-ranked UC Irvine twice on its home field to win the regional crown. The next week, the Cavaliers rebounded from an opening-game loss to Ole Miss to win the final two contests of the NCAA Oxford Super Regional in front of hostile crowds to take the super regional title and earn a berth in the College World Series.



BRIAN O'CONNOR

Born: April 21, 1971, in Omaha, Neb.

High School: 1989 graduate of Saint Albert HS in Council Bluffs, Iowa

College: Bachelor's degree in marketing from Creighton University in 1993

Coaching Career: Assistant Coach at Creighton (1993-94), Assistant Coach at Notre Dame (1994-2001), Associate Head Coach at Notre Dame (2001-03), Head Coach at Virginia (2004-present)

Personal: Married to the former Cindy Petratis of Council Bluffs, Iowa. The couple has two daughters, Ellie and Maggie, and a son, Dillon.



While UVA advanced to the College World Series for the first time in 2009, the process of reaching Omaha started six years prior. O'Connor was named the head baseball coach at Virginia on July 8, 2003, and he and his staff wasted no time in propelling the program to new heights.

In O'Connor's first season as head coach, the Cavaliers recorded a 44-15 overall record, 18-6 mark in the ACC and second-place ACC finish. The 18 wins were the most ever by a Cavalier team in league play at the time, and for the first time in school history, Virginia played host to an NCAA regional. Virginia swept five three-game series over conference foes, including a three-game sweep over Georgia Tech in Atlanta for the first time in school history. The Cavaliers also swept Clemson in three games for the first time since 1972.

UVA racked up another 40-win season in 2005, going 41-20 overall and 14-14 in the ACC. As the No. 7 seed in the ACC tournament, the Cavaliers went to the championship by knocking off three ranked opponents, including two wins over Clemson and a triumph over NC State. UVA posted nine wins over ranked opponents, including a three-game sweep of No. 4 Georgia Tech, which was UVA's second straight regular-season sweep of the Yellow Jackets. The Cavaliers led the ACC in team ERA (2.74) for the second straight year.

O'Connor's 2006 squad set a then-school record with 47 wins on its way to a 47-15 mark, including 21 conference wins. UVA finished third overall in the ACC and just one game behind division champion North Carolina while playing host to an NCAA Regional. Four players were named All-ACC, led by Doolittle, who was the ACC Player of the Year. Four Cavalier freshmen were named Freshman All-Americans, tied for the most in the nation.

In 2007, Virginia boasted a 45-16 record and 19-9 mark in the ACC en route to a second-place finish in the ACC Coastal Division. The Cavaliers played host to an NCAA Regional and bowed out in the championship to eventual national champion Oregon State. Five Cavaliers earned All-ACC honors, while Jacob Thompson was a consensus first-team All-American and Doolittle earned second-team All-America laurels. UVA led the league and was third in the nation in ERA (2.81), led by Thompson with a league-best 1.50 mark. The Cavaliers also posted series wins at then No. 1-North Carolina and Clemson - UVA's first series win ever at Clemson.

In 2008, Virginia reached the ACC Championship game and earned a fifth straight NCAA Regional bid. The Cavaliers went 39-23 overall and 15-15 in the ACC, and steadily improved throughout the season, catching fire in the ACC Baseball Championship, where they defeated No. 1 North Carolina and No. 4 Florida State in successive games. Michael Schwimer earned All-America honors, while Greg Miclat and Pat McAnaney nabbed all-conference laurels.

PRIOR TO VIRGINIA

O'Connor brought a wealth of baseball experience to Charlottesville when he arrived. He came to Virginia after spending nine seasons at Notre Dame (1995-2003) under current LSU coach Paul Mainieri, for whom he served as an assistant coach from 1995-2001 before earning a promotion to associate head coach in 2001. O'Connor was named the 2001 National Assistant Coach of the Year by the American Baseball Coaches Association and Baseball America and was AFLAC National Assistant Coach of the Year in 2003.

While at Notre Dame, O'Connor worked with the Fighting Irish pitchers and served as the program's recruiting coordinator. As Notre Dame's recruiting coordinator, he led the effort that landed a nine-member group ranked as the No. 1 recruiting class in the country in 2001, as well as the sixth-ranked recruiting class in 2003 according to Baseball America.

During O'Connor's nine years at Notre Dame, the Irish compiled an overall record of 399-160-1 (.713), won six conference championships and made six trips to the NCAA Tournament. His last three Notre Dame teams were among the most successful in the school's history. The Irish compiled an overall record of 45-18 in 2003, won the Big East Conference Championship and advanced to the NCAA tournament. In 2002, Notre Dame had an overall record of 50-18, won the Big East Championship and advanced to the College World Series. The 2001 Irish team was 49-13-1, ranked No. 1 in the nation at midseason and played in the NCAA tournament.

O'Connor, who pitched on Creighton's 1991 College World Series team, tutored 17 eventual professional baseball pitchers, including 13 Major League Draft selections, at Notre Dame. He has a proven track record of developing pitchers into top-level prospects, including a pair of first-round selections - Brad Lidge in 1998 and Aaron Heilman in 2001 - who weren't drafted in the first 40 rounds coming out of high school (Lidge was a 42nd-round pick, Heilman a 55th-rounder).

PERSONAL

A native of Council Bluffs, Iowa, O'Connor is a 1993 graduate of Creighton University. As a pitcher on the Creighton baseball team under then-CU head coach and former Chicago Cubs general manager Jim Hendry, O'Connor posted a career record of 20-13 with seven saves and a 3.78 ERA. After graduating with a bachelor's degree in marketing, O'Connor was selected in the 29th round of the Major League Baseball draft by the Philadelphia Phillies. He notched a 4-2 record with a 4.03 ERA for Martinsville (Va.) of the Appalachian Class-A League in 1993 before accepting a position as pitching coach at Creighton.

O'Connor is married to the former Cindy Petratis. The couple has three children - two daughters, Ellie and Maggie, and a son, Dillon.

BRIAN O'CONNOR BY THE NUMBERS

CAREER RECORD

| Year | School | Overall Record | ACC Record | ACC Finish | Postseason |
|---------------|-----------------|------------------|------------------|------------|----------------------|
| 2004 | Virginia | 44-15 | 18-6 | 2nd | NCAA Regional |
| 2005 | Virginia | 41-20 | 14-14 | 7th | NCAA Regional |
| 2006 | Virginia | 47-15 | 21-9 | 3rd | NCAA Regional |
| 2007 | Virginia | 45-16 | 19-9 | 2nd* | NCAA Regional |
| 2008 | Virginia | 39-23 | 15-15 | 4th* | NCAA Regional |
| 2009 | Virginia | 49-15-1 | 16-11-1 | 4th* | College World Series |
| 2010 | Virginia | 51-14 | 23-7 | 1st* | NCAA Super Regional |
| 2011 | Virginia | 56-12 | 22-8 | T-1st* | College World Series |
| 2012 | Virginia | 39-19-1 | 18-12 | 2nd* | NCAA Regional |
| 2013 | Virginia | 50-12 | 22-8 | 2nd* | NCAA Super Regional |
| 2014 | Virginia | 53-16 | 22-8 | 2nd* | NCAA CWS Finals |
| 2015 | Virginia | 44-24 | 15-15 | 2nd* | NCAA Champions |
| 2016 | Virginia | 38-22 | 19-11 | 2nd* | NCAA Regional |
| 2017 | Virginia | 43-16 | 18-12 | 2nd* | NCAA Regional |
| Career | 14 years | 639-239-2 | 262-145-1 | | |
| | | (.727) | (.643) | | |

*Coastal Division

COACHES TO REACH 14 STRAIGHT NCAA TOURNAMENTS TO START CAREER AT SCHOOL (ALL-TIME)

| | | |
|-----------------------|-----------------|------------------------------|
| Mike Martin | Florida State | 1980-2017 (38 seasons)* |
| Jim Morris | Miami | 1994-2016 (23 seasons) |
| Brian O'Connor | Virginia | 2004-17 (14 seasons)* |
| Dave Van Horn | Arkansas | 2002-15 (14 seasons) |
| Jack Leggett | Clemson | 1994-2007 (14 seasons) |

*active streak

SCHOOLS TO REACH LAST 14 NCAA TOURNAMENTS

| | |
|---------------------|-----------------|
| Cal State Fullerton | Rice |
| Florida State | Virginia |

O'CONNOR VS. OPPONENTS (2018 OPPONENTS IN BOLD)

| | | |
|---------------------------------|---------------------------------|------------------------------------|
| Appalachian State.....1-1 | Harvard.....2-0 | PITTSBURGH.....10-2 |
| Arkansas.....3-1 | High Point.....1-0 | Princeton.....2-1 |
| Arkansas State.....1-0 | JAMES MADISON.....15-1-1 | Quinnipiac.....0-1 |
| Army.....2-0 | Kansas.....1-0 | RADFORD.....8-1 |
| Auburn.....1-0 | Kent State.....1-0 | Rhode Island.....3-0 |
| BOSTON COLLEGE....20-5 | Kentucky.....0-1 | RICHMOND.....13-0 |
| Brown.....2-0 | Lafayette.....1-0 | Rider.....3-0 |
| Bucknell.....13-0 | La Salle.....3-0 | Rutgers.....3-0 |
| Cal State Fullerton.....1-1 | Lehigh.....5-0 | Saint Peter's.....1-0 |
| California.....2-0 | LIBERTY.....13-1 | San Diego State.....2-0 |
| Canisius.....1-0 | LONGWOOD.....9-0 | Seton Hall.....5-1 |
| Central Connecticut.....3-0 | LOUISVILLE.....3-7 | Siena.....2-0 |
| The Citadel.....2-0 | LSU.....0-1 | South Carolina.....0-3 |
| CLEMSON.....27-9 | Marist.....8-0 | Southern California.....2-0 |
| Coastal Carolina.....4-4 | Marshall.....4-0 | St. John's.....4-1 |
| Coppin State.....4-0 | Maryland.....31-5 | St. Joseph's.....3-0 |
| Coll. of Charleston.....0-1 | Md.-Eastern Shore.....5-0 | Stony Brook.....3-1 |
| Cornell.....5-0 | MIAMI (FLA.).....25-20 | TCU.....1-1 |
| Dallas Baptist.....1-1 | Mississippi.....5-1 | Toledo.....3-0 |
| Dartmouth.....2-0 | Mississippi State.....0-2 | TOWSON.....19-1 |
| Dayton.....1-0 | Monmouth.....9-1 | UAB.....1-0 |
| Delaware.....4-0 | Mount St. Mary's.....2-0 | UC Irvine.....4-1 |
| DUKE.....33-12 | Navy.....3-0 | UCLA.....0-1 |
| East Carolina.....14-5 | Niagara.....3-1 | UNC Greensboro.....1-0 |
| Elon.....3-0 | Norfolk State.....4-0 | UNC Wilmington.....3-1 |
| Evansville.....0-1 | NORTH CAROLINA..24-24 | Vanderbilt.....3-4 |
| Florida.....2-1 | North Carolina A&T.....4-0 | VCU.....17-2 |
| Florida State.....21-19 | NC State.....17-24 | VMI.....11-4 |
| Fordham.....4-1 | North Florida.....1-0 | VIRGINIA TECH.....27-11 |
| Gardner-Webb.....1-0 | Notre Dame.....5-2 | Wagner.....3-0 |
| George Mason.....5-0 | Ohio State.....0-1 | WAKE FOREST.....21-11 |
| GEORGE WASHINGTON...13-1 | OLD DOMINION.....7-7 | WILLIAM & MARY.....15-2 |
| Georgetown.....4-1 | Oklahoma.....1-3 | Wright State.....1-2 |
| GEORGIA TECH.....29-17-1 | Oregon State.....1-2 | YALE.....2-0 |
| Hartford.....1-0 | Penn State.....1-1 | |



KEVIN McMULLAN

ASSOCIATE HEAD COACH | 15th SEASON  @Kevin44McMullan

In his 15th season at Virginia and 11th as associate head coach, Kevin McMullan serves as Virginia's recruiting coordinator and hitting coach and works defensively with the Cavaliers' infielders and catchers. He is known as one of the top recruiters and developers of players in the country.

He was twice recognized in a poll of 70 Division I head coaches by Baseball America as the top assistant coach in college baseball, first in 2012 and again in 2017.

The 2009 National Assistant Coach of the Year, McMullan has helped guide Virginia to 639 wins in his 14 seasons, an average of over 45 wins per season. Virginia is one of just four programs to reach each of the last 14 NCAA tournaments.

Virginia advanced to its first College World Series in 2009, setting off a remarkable stretch with UVA racking up 423 wins in the last nine years. UVA owns the second-most wins in the nation in this decade and reached the pinnacle of college baseball in 2015 as the Cavaliers earned their first NCAA national championship.

In this period UVA has made four trips to the College World Series and won six NCAA Regional championships, two ACC tournament titles and two ACC Coastal Division crowns. UVA has racked up four 50-win seasons since 2010 and also has reached the top of the national polls in four seasons.

Virginia has led the ACC and in batting over the last nine years combined. The Cavaliers own a .306 team batting average during that span and led the conference in batting in 2009, 2010 and 2013.

Defensively, the Cavaliers also have shined under McMullan, and UVA owns the highest fielding percentage in the ACC since his arrival in 2004 (.974). Eight of the 14 UVA teams have ranked among the nation's top 40 in fielding percentage. The 2014 team set a program record with a .981 fielding percentage, while the Cavaliers have eclipsed the .970 mark in fielding 11 times in his 14 years.

In 23 years as a college coach, McMullan has had over 80 players signed by professional organizations. Forty-one of his Virginia position players have been selected in the Major League Baseball First-Year Player Draft, including 10 who have reached the big leagues: Ryan Zimmerman (Washington), Mark Reynolds (Milwaukee), Joe Koshansky (Colorado), Brandon Guyer (Tampa

Bay), Sean Doolittle (Oakland), David Adams (New York Yankees), Chris Taylor (Seattle), Phil Gosselin (Atlanta), Jarrett Parker (San Francisco), John Hicks (Seattle) and Derek Fisher (Houston).

Three Cavaliers were selected in the first round in 2014, the most of any program in the country. UVA is one of two programs in the nation to have at least one player chosen in the first round of the MLB Draft in each of the last four years, including Pavin Smith and Adam Haseley, who were chosen back-to-back in the top 10 in 2017, marking the first position players from the same team to go in the top 10 since 1988.

Zimmerman took just two months to jump to the major leagues and was selected as a National League All-Star in 2009, becoming the first former Cavalier to appear in the MLB All-Star Game. He also earned a Gold Glove Award in 2009 and was a Silver Slugger Award winner in 2009 and 2010. Doolittle earned an American League All-Star nod in 2014. McMullan also was vital in development of the Washington Nationals' Chad Tracy (1B-3B) while coaching him at East Carolina.

YEAR-BY-YEAR

Virginia reached its 14th-straight NCAA Tournament in 2017. It was an historic year in moving players to the next level as Pavin Smith and Adam Haseley were drafted back-to-back in the top-10 of the first round of the MLB Draft. Haseley, a Golden Spikes award finalist, was the ACC batting champion and was taken eighth overall by the Philadelphia Phillies. Pavin Smith set the single-season school record for RBIs in a season with 77, the fifth most in the nation. As a team, the Cavaliers were fifth in the country with a .321 batting average.

In 2016 catcher Matt Thaiss was an All-American for the second straight year and led the team with a .375 batting average, while two-way standout Adam Haseley also earned All-America honors. Ernie Clement led UVA with 92 hits (third most in program history) as UVA finished third in the ACC with a .304 team batting average. After the season Thaiss was a first-round MLB Draft selection, while Daniel Pinero was picked in the ninth round.

After sustaining success throughout the McMullan tenure, Virginia reached college baseball's summit in 2015 with the program's first national

ACC Batting Since 2009

1. Virginia **.305**
2. Georgia Tech299
3. Louisville292

ACC Fielding Since 2004

1. Virginia **.972**
2. Louisville970
3. North Carolina970

championship. As a No. 3 regional seed, UVA made a dramatic run to Omaha, capped by winning two of three games against Florida before ousting Vanderbilt in three games in the CWS Finals, UVA's second straight trip to the finals. The Cavaliers battled through a tumultuous, injury-riddled regular season, but caught fire in the postseason, winning the Lake Elsinore (Calif.) Regional before coming home to defeat Maryland twice to win the Charlottesville Super Regional. Despite numerous setbacks throughout the season, Virginia kept battling, and that never-say-die attitude was never more evident than in the postseason: UVA scored the go-ahead run in the fifth inning or later in each of their 10 postseason wins.

Virginia had one of the best years in program history in 2014, culminating with the program's first trip to the College World Series Finals. UVA posted a 53-16 record - its fourth 50-win season in the last five years - and won the Charlottesville Regional and Super Regional en route to its third trip to Omaha in the last six seasons. As the tournament's No. 3 national seed, UVA won four games at the CWS in reaching the CWS championship game.

Five Cavalier position players and utility player Nick Howard were named to the All-ACC Team. Howard and first baseman Mike Papi also were named 2014 All-Americans. Virginia produced the best fielding percentage in the school history, touting a .981 mark which ranked fourth nationally. Five Cavalier position players were drafted following the season, including first rounders Derek Fisher and Papi.

Virginia went 50-12 while hosting an NCAA regional and super regional in 2013. UVA led the ACC in batting (.314) and ranked second nationally in runs (489) and third in scoring (7.9). Mike

Papi was named a First-Team All-American while becoming UVa's first ACC batting champion since 1981. Outfielder Joe McCarthy posted the highest batting average for a UVa freshman in 29 years and was tabbed the ACC Freshman of the Year as well as a Freshman All-American. Papi and McCarthy were joined by Branden Cogswell, Reed Gragnani and Nick Howard on the All-ACC squad.

Virginia played host to a regional in 2012 while going 39-19-1 and earning a second-place finish in the ACC Coastal Division. Second baseman Keith Werman was named to the All-ACC team, while Derek Fisher was a unanimous selection as a Freshman All-American. Featuring a starting lineup with four freshmen, Virginia finished 14th nationally in scoring, 10th in on base percentage (.400) and fourth in triples (32). Stephen Bruno had a huge year, batting .370 while tying a school record with 23 doubles.

During the 2011 season the Cavaliers rolled to a 56-12 record, the ACC Coastal Division championship and the overall ACC Championship. Ranked No. 1 nationally for much of the season, Virginia earned the No. 1 national seed in the NCAA Tournament and won NCAA Regional and Super Regional crowns before going 2-2 at the College World Series. UVa ranked third nationally in doubles (148), fourth in hits (709) and fifth in runs (471). Catcher John Hicks earned All-America honors while Hicks and three other Cavaliers notched all-conference laurels.

In 2010 the Cavaliers won a school-record 51 games, was ranked No. 1 nationally for 12 weeks and won the ACC Coastal Division title as well as an NCAA regional crown. UVa also was the No. 5 national seed in the NCAA tournament. Virginia led the conference in batting (.331) for the second straight year and set school records in runs (525), doubles (160), triples (32) and total bases (1166). The Cavaliers also finished seventh nationally in fielding (.977). A school-record seven Cavaliers were named to the All-ACC team, highlighted by All-American Phil Gosselin, who set a UVa record with 100 hits. Eight Cavalier starters batted at least .300.

In 2009 Virginia won 49 games and earned the ACC Championship as well as NCAA Irvine Regional and Oxford Super Regional titles en route to the school's first College World Series appearance. UVa finished the season with a No. 5 national ranking.

The Cavaliers exploded offensively, leading the ACC in batting (.327) and setting six offensive team records, including hits (767), runs (507), doubles (138), triples (28), RBI (486) and at bats (2343). UVa had a school-record five players earn first-team All-ACC honors, while utility Danny Hultzen and outfielder Jarrett Parker each gleaned All-America laurels. Hultzen also was named the ACC Freshman of the Year, while Parker set the Virginia single-season records in runs (75), hits (94) and total bases (176) and tied the record for triples (7).

The 2008 team advanced to the ACC Championship game and broke the school record for stolen bases (134), which was set the previous season. UVa ranked fifth nationally in stolen bases. Shortstop Greg Miclat was named First-Team All-ACC and tied the school record for career stolen bases with 83.

In 2007, Virginia finished in the top three in the ACC in team batting (.314) with three individuals - Miclat (.376, fifth), David Adams (.372, seventh)



UVA COACHING HIGHLIGHTS

- 2015 National Champions
- 2009 National Assistant Coach of the Year
- Every UVA recruiting class since 2005-06 that has completed its eligibility has played in at least one College World Series.
- Virginia leads the ACC in batting over the last eight seasons combined (.305).
- Cavaliers have set 11 team offensive school records over the last 10 years.
- UVA has the best fielding percentage in the ACC since 2004 (.973), including a school-record mark in 2014 (.981).
- Mentored 11 future Major Leaguers at Virginia, including MLB All-Stars Ryan Zimmerman and Sean Doolittle.
- In 22 years as a college coach, McMullan has had 105 players signed by professional organizations.
- Has had 37 UVA position players selected in the MLB Draft; of those, only 16 were previously drafted out of high school and each substantially improved his draft status.
- Has coached 18 All-America honorees and 47 All-ACC selections.

and Brandon Guyer (.370, ninth) - among the ACC's top 10. Sean Doolittle broke the school record for career RBI (167), while Guyer finished in the top 10 in career hits (221) in just three seasons. Guyer, Doolittle and Adams were named to the All-ACC team, and the program earned its best-ever national ranking, No. 3, during the season. Miclat also broke the single-season stolen base record (32) as the Cavaliers finished 11th nationally in steals.

The 2006 team set a school record for conference wins (21), led by 2006 ACC Player of the Year Sean Doolittle. Tom Hagan was a first team All-ACC selection after hitting .357, while Brandon Marsh was a second team All-ACC selection as eight of Virginia's position starters hit above .300.

In 2005, Virginia went 41-20 and played in the ACC Championship game, then earned a bid to the NCAA Corvallis Regional. The Cavaliers also posted a .975 fielding percentage, which ranked seventh nationally.

The 2004 team had a 44-15 overall record and 18-6 mark in the ACC. McMullan guided Joe Koshansky to the 2004 ACC Player of the Year

award, a program first. Koshansky set the school record for most RBI in a single season (67).

McMullan's tutelage also sparked Zimmerman to twice set the single-season UVa hits record (92 in 2005; 90 in 2004). Mark Reynolds also flourished, tying the then-single-season school runs record of 60 in 2004.

In his first season with the Cavaliers, McMullan helped UVa to major increases in runs scored (101) and bases on balls (87) from the previous year. UVa finished in the Top 25 of several national polls and won 15 more games than the 2003 squad.

PREVIOUS COACHING EXPERIENCE

Prior to his time at Virginia, McMullan served as a manager in the Atlanta Braves organization. While with the Braves, he also coordinated the catchers in spring training and was the coordinator of extended spring training.

Before joining the Braves' organization, McMullan served as acting head coach at East Carolina in 2001-02 for Keith LeClair, who was diagnosed with Lou Gehrig's Disease. During that season, McMullan coached ECU to a 43-20 record, Conference USA Championship and NCAA Regional Final.

At ECU, he served as the recruiting coordinator, hitting coach and catching instructor. In McMullan's three years at ECU, the Pirates posted a record of 138-46, which placed ECU among the top five programs in the country in wins, averaging 46 victories a season. East Carolina won three conference championships and an NCAA Regional Championship while earning two No. 1 seeds and a No. 2 seed in the NCAA tournament. In McMullan's three years, the Pirates finished in the Top 25 each season. In 2002, he recruited and coached NCBWA National Freshman Player of the Year Darryl Lawhorn.

McMullan also served as an assistant coach at St. John's (1996-99) and coached at Indiana University of Pennsylvania (1994-96). At St. John's, McMullan was the recruiting coordinator and hitting coach and also coached the catchers. He helped St. John's to three Big East championship appearances and a Big East title as well as an NCAA Regional berth in 1997. While at IUP, McMullan was the head baseball coach as well as the strength and conditioning coordinator. He coached two conference players of the year as well as three All-Americans.

Aside from his numerous coaching experiences, McMullan also had a decorated career as an athlete. He enjoyed a pro baseball career as a member of the New York Yankees organization (1990-92) and the Salt Lake City Trappers (1990 and 1992). In 1990, he was a Pioneer League All-Star. McMullan also was a two-sport NCAA All-American as a catcher in baseball and a linebacker in football at IUP. He was a member of six championship teams at IUP.

PERSONAL

McMullan is a 1990 graduate of IUP. He is married to the former Sandra Leishman of Wayne, N.J. The couple has three children, Maggie, Emma and Jack. McMullan's father, John McMullan, was an All-America football player at Notre Dame and played in the NFL with the New York Giants, Philadelphia Eagles and New York Titans (now the Jets).



KARL KUHN

ASSISTANT COACH | 15th SEASON

The Virginia pitching staff has met unparalleled success in the past 14 seasons under pitching coach Karl Kuhn. Virginia possesses one of the top pitching staffs in the nation year in and year out under the 15th-year pitching coach of the Cavaliers. Since 2005 Virginia owns a 3.24 cumulative earned run average, second lowest in the nation.

Kuhn was named Collegiate Baseball's 2014 National Pitching Coach of the Year after UVA reached the College World Series Finals.

In 2010, Kuhn was the recipient of Collegiate Baseball's Tom House Teaching Professional of the Year Award. The award recognizes excellence in teaching pitchers and acknowledges years of continued education and study of the latest pitching techniques as identified by scientific fact and biomechanical research.

In 14 seasons, Kuhn's pitching staff has won 639 games, an average of over 45 victories per season, while Virginia is one of just five programs to reach each of the last 12 NCAA tournaments. His staff has ranked among the top 20 teams nationally in ERA nine of the last 14 years, including a No. 1 ranking in 2011 and a No. 2 standing in 2014 when UVA posted the lowest ERA at UVA in 40 years. The Cavaliers also have racked up four No. 3 national ERA rankings (2005, 2006, 2007, 2009) during Kuhn's tenure.

Virginia advanced to its first College World Series in 2009, setting off a remarkable stretch as UVA has recorded 423 wins in the last nine years. UVA owns the second-most wins in the nation in this decade. The Cavaliers reached the pinnacle of college baseball in 2015 as UVA earned its first NCAA national championship.

In this period UVA has made four trips to the College World Series and won six NCAA Regional championships, two ACC tournament titles and two ACC Coastal Division crowns. UVA has racked up four 50-win seasons since 2010 and also has reached the top of the national polls during four of those seasons.

During Kuhn's tenure in Charlottesville, UVA has produced 86 shutouts, including an ACC-

record 16 in 2011. The Cavaliers also have boasted a league-high 28 ACC Pitchers of the Week during the last 14 years. Kuhn's pitchers are notorious for pounding the strike zone, averaging just 2.9 walks per nine innings since 2004 - fewest in the ACC.

Five of Kuhn's UVA proteges have gone on to reach the major league level. Michael Schwimer (Philadelphia) and Mike Ballard (Baltimore) each reached the big leagues in 2011. Sean Doolittle made his MLB debut in 2012 with the Oakland Athletics and was named to the 2014 American League All-Star Team. Kyle Crockett ripped through the Cleveland Indians farm system in less than a year, debuting with the Indians in May 2014 and becoming the first player from the 2013 draft class to reach the big leagues. Tyler Wilson made his MLB debut with the Baltimore Orioles in May 2015.

Thirty-eight of Kuhn's Virginia pitchers have been selected in the Major League Baseball Draft, including 21 in the top 10 rounds. Three Cavaliers have been picked in the first round of the draft: Danny Hultzen, the second overall pick in 2011, Nick Howard, the 19th selection in 2014, and Nathan Kirby, the 40th pick in 2015.

Kuhn has coached 15 All-Americans and 27 All-ACC honorees in his tenure at Virginia. A three-time First-Team All-American, Hultzen was Virginia's first-ever ACC Freshman of the Year in 2009, then followed it up by becoming the first-ever two-time ACC Pitcher of the Year in 2010 and 2011 before being selected second overall in the 2011 MLB Draft. In addition, Doolittle (2005-06), Jacob Thompson (2007) and Branden Kline (2011) each earned All-America honors and played for the U.S. Collegiate National Team

YEAR-BY-YEAR

Kuhn produced his third All-American pitcher in the last four years as closer Tommy Doyle garnered third time honors from the NCBWA in 2017. Doyle, taken in the second round (70th overall) of the 2017 MLB Draft. A UVA pitcher has been taken in the first two rounds of each of the last four MLB Drafts.

In 2016, Connor Jones was a unanimous All-American, earning first-team honors from the ABCA, NCBWA and Perfect Game. He also was a first-team All-ACC honoree. Adam Haseley ranked second in the ACC and ninth nationally with a 1.73 ERA while earning All-America honors as a two-way standout.

After sustaining success throughout Kuhn's tenure, Virginia reached college baseball's summit in 2015 with the program's first national championship. As a No. 3 regional seed, UVA made a dramatic run to Omaha, capped by winning two of three games against Florida before ousting Vanderbilt in three games in the CWS Finals, UVA's second straight trip to the finals. UVA pitchers surrendered just two runs in its two wins in the CWS Finals.

The Cavaliers battled through a tumultuous, injury-riddled regular season, but caught fire in the postseason, winning the Lake Elsinore (Calif.) Regional before coming home to defeat Maryland twice to win the Charlottesville Super Regional.

Virginia had one of the best years in program history in 2014, culminating with the program's first trip to the College World Series Finals. UVA posted a 53-16 record - its fourth 50-win season in the last five years en route to its third trip to Omaha in the last six seasons. As the tournament's No. 3 national seed, UVA won four games at the CWS in reaching the CWS championship game. Nathan Kirby earned First-Team All-America honors and was tabbed the Co-ACC Pitcher of the Year.

UVA recorded the second-lowest ERA in program history (2.23), a figure that ranked second nationally. Cavalier pitchers gave up the fewest hits per nine innings of any team in Division I (6.37). An All-America honoree, Nick Howard set an ACC record with 20 saves and then was selected 19th overall in the MLB Draft, one of three Cavalier pitchers to be drafted in 2014.

Virginia posted a 50-win season and earned the No. 6 national seed in the NCAA tournament in 2013. UVA hosted the regional and super regional rounds as the Cavaliers went 50-12, including a 22-8 ACC mark. Kyle Crockett was named a

Third-Team All-American by the NCBWA and First-Team All-ACC, highlighting a UVA pitching staff that posted a 3.12 ERA. While nearly 45 percent of its innings were pitched by freshmen, UVA still ranked second nationally in strikeout-to-walk ratio (3.38) and sixth in walks per nine innings (2.36) Crockett (fourth round) and Scott Silverstein (25th round) each were picked in the 2013 MLB Draft.

Virginia played host to its sixth regional in nine years in 2012, going 39-19-1 and earning a second-place finish in the ACC Coastal. Branden Kline and Justin Thompson were named to the All-ACC team, while Kline (second round) and Shane Halley (20th) were selected in the MLB Draft.

The Cavalier pitching staff had a remarkable 2011 season, leading the nation with a 2.24 ERA - the lowest ERA of any Division I program since 1992 - while also topping the nation in shutouts (16) and strikeouts (664). UVA's pitching was the key catalyst in the Cavaliers recording a school-record 56 wins, winning the ACC championship and making their second College World Series trip in three years.

Hultzen became the ACC's first two-time Pitcher of the Year and also was named a First-Team All-American for the third straight year while setting the UVA career wins (32) and strikeouts (395) records. He was joined on the All-America teams by closer Branden Kline, who tied the conference saves record with 18, as well as Will Roberts, who fired the first perfect game in UVA history on March 29 against George Washington.

For the first time in program history, three UVA pitchers won 10 or more games in a season - Hultzen (12), Roberts (11) and Tyler Wilson (10). Hultzen became UVA's highest draft pick ever, as the Seattle Mariners selected him second overall, while Roberts, Wilson and Winiarski also were drafted.

In 2010 the Cavaliers racked up 51 wins and won the ACC Coastal Division championship as well as a regional championship. Virginia also earned the program's first-ever No. 1 ranking and held the top spot in the polls for 12 weeks during the season. UVA's pitching staff posted a 3.89 team ERA, which ranked 18th nationally. Kevin Arico led the nation in saves with 18, tying the ACC single-season record in the process. Arico and Hultzen each were named First-Team All-Americans. After the season four Cavaliers (Arico, Neal Davis, Robert Morey, Wilson) were selected in the MLB Draft.

Behind one of the top pitching staffs in the nation in 2009, Virginia won 49 games and earned the program's first-ever trip to the College World Series. UVA's pitchers were sensational in the road to Omaha, posting a 1.45 ERA in the regional and super regional. In the NCAA Irvine Regional, Virginia pitchers allowed just two earned runs - the fewest earned runs allowed in NCAA regional play since the tournament expanded to its current 64-team format in 1999.

The Cavaliers set a then-school record for strikeouts in 2009 with 593. UVA ranked third nationally in ERA (3.23) and fewest hits allowed per nine innings (7.97), seventh in strikeouts and 18th in fewest walks allowed per nine innings (2.93). Following the season, four UVA pitchers (Andrew Carraway, Jeff Lorick, Matt Packer, Robert Poutier) were selected in the MLB Draft.

In 2008, Virginia recorded a 3.83 ERA, which ranked 11th nationally. Closer Michael Schwimer tied the single-season Virginia saves record with 14 en route to All-America



UVA COACHING HIGHLIGHTS

- 2015 National Champions
- 2014 Collegiate Baseball National Pitching Coach of the Year.
- Recipient of 2010 Tom House Teaching Professional of the Year Award.
- Virginia ranked in the top 20 in the country in ERA in nine of his 14 seasons.
- UVA posted the lowest ERA in the nation in 2011 (2.24) and second lowest in 2014 (2.23) and ranked third nationally in ERA in 2005, '06, '07 and '09.
- UVA won 2011 PitchingInsider.com National Pitching Staff of Year Award.
- Mentored future major leaguers Mike Ballard, Kyle Crockett, Sean Doolittle, Michael Schwimer and Tyler Wilson at UVA.
- Virginia has led the ACC in ERA either outright or in conference play eight times in 14 years.
- UVA pitchers have racked up 27 All-ACC selections - most in the conference - as well as 16 All-America honors during his tenure.
- UVA pitchers allowed just two earned runs in the 2009 NCAA Irvine Regional - the fewest earned runs allowed in NCAA regional play since the tournament expanded to the 64-team format in 1999. UVA nearly matched that total in the 2011 Regional (three runs).
- Coached 38 MLB Draft picks since 2004 - of those, 27 were not drafted out of high school.

laurels. Senior starting pitcher Pat McAnaney was lauded with Second-Team All-ACC honors. Jacob Thompson set the Virginia career wins record with 27, and Matt Packer led all Division I pitchers with a 1.14 ERA to become just the second UVA pitcher to lead the nation in ERA.

In 2007 the Cavaliers posted an ACC-best 2.81 team ERA with nine shutouts. Kuhn was instrumental in Thompson recording one of best seasons ever for a Virginia pitcher. Thompson went 11-0 with a 1.50 ERA, was a consensus first-team All-American and All-ACC and was named a finalist for the Roger Clemens Award. He also earned a spot on the U.S. National Team. With 11 saves, Casey Lambert became the ACC's all-time leader in saves (43) and finished sixth in NCAA history in saves.

In 2006, Kuhn guided his staff to an ACC-best 3.04 team ERA. Sean Doolittle (11-2) and Thompson (10-4) earned All-ACC honors, becoming the first Cavalier tandem to win at least 10 games in a single season. Doolittle was named a consensus second-team All-American and ACC Player of the Year. He was a finalist for the Brooks Wallace Award, given to the nation's top player. Thompson was named a freshman All-American. Senior Mike Ballard had his best season, going 9-3 and becoming just the second pitcher in UVA history to throw a no-hitter (vs. Boston College). Ballard was a 14th-round draft pick of the Texas Rangers, while Lambert posted his third straight 10-save campaign.

In 2005, Kuhn guided the Virginia staff to a league-best 2.74 team ERA and 11 shutouts. Opponents hit just .232 against UVA pitchers. Jeff Kamrath was named to the All-ACC First Team. Lambert earned a UVA single-season record 14 saves. Two starters were drafted in the 2005 MLB Draft as Matt Avery was a ninth-round pick of the Chicago Cubs while Kamrath was selected in the 11th round by Tampa Bay.

Kuhn's 2004 pitching staff led the ACC in ERA in league play and finished 15th nationally (3.63) while also pacing the ACC in fewest walks allowed. Kuhn was integral in the development of Andrew Dobies, a third-round draft pick of the Boston Red Sox and Joe Koshansky, a sixth-round pick of the Colorado Rockies. Koshansky was named the school's first-ever ACC Player of the Year. As a freshman, Lambert tied the then-school record for most saves in a single season (8) and finished second in the ACC in ERA (2.54).

PREVIOUS COACHING EXPERIENCE

The first assistant coach to be hired at Virginia under head coach Brian O'Connor, Kuhn arrived in Charlottesville after serving as the associate head coach and pitching coach at Arkansas-Little Rock for seven years from 1997-2003. At UALR, Kuhn managed all aspects of the Trojans' pitching staff and was also the recruiting coordinator for the program.

As recruiting coordinator, Kuhn had five-consecutive recruiting classes ranked nationally by Collegiate Baseball during his tenure with the Trojans.

Before coaching at UALR, Kuhn spent three years as the pitching coach at Charleston Southern. Under his leadership, the pitching staff led CSU to its first baseball conference championship and NCAA Regional appearance in school history. Kuhn also worked at Valencia Community College in Orlando, Fla. Prior to that, he was pitching coach for two years at Buchholz High School in Gainesville, Fla.

PERSONAL

Kuhn started his college career at Valencia Community College, where he played from 1987-89, then concluded his career playing one season for the University of Florida in 1990. He is a 1992 graduate of Florida.

Kuhn is married to the former Katrina Gosdin and resides in Charlottesville, Va. The couple has two sons, Kason and Kruse.



MATT KIRBY

VOLUNTEER ASSISTANT COACH | SEVENTH SEASON

Matt Kirby is in his seventh season as the volunteer assistant coach on the Virginia baseball coaching staff. A graduate of William and Mary, Kirby came to Virginia in 2011 after spending the previous two seasons as a coach at Georgetown.

Kirby's primary duties include assisting with the day-to-day development of position players as well as camps and other administrative duties.

During Kirby's tenure at Virginia, the Cavaliers have earned seven straight bids to the NCAA tournament, including three regional championships and a pair of trips to the College World Series, culminating with the program's first national championship in 2015.

After serving as the Georgetown volunteer assistant coach in 2010, Kirby was elevated to an assistant coach in 2011 and served as the team's first base coach. While at Georgetown, he managed the travel, equipment and camp budgets and planned and executed practice schedules for all hitters and catchers. Kirby also helped develop student-athlete weight lifting, nutrition and running programs and assisted with the management of Georgetown baseball summer and fall camps.

Kirby was an assistant coach and recruiting coordinator at Villanova for the 2007 and 2008 seasons. He also was responsible for a recruiting class at Villanova that was rated among the top-100 in the country by *Collegiate Baseball*.

Prior to his time at Villanova, Kirby served as an assistant coach at Brown in 2006, where he helped to oversee all areas of the program. The Bears compiled a 12-8 record in Ivy League conference play during the season.

Kirby was the assistant coach at William & Mary in 2005. He worked primarily with the catchers, outfielders and hitters while at William & Mary. Kirby got his start in coaching in 2003 as the student assistant coach at William & Mary, and then became the volunteer coach at Virginia Military Institute in 2004.

Kirby is a 2003 graduate of William & Mary. A four-year letterman as a catcher and pitcher, he was the team captain as a junior and senior and led the Tribe to the Colonial Athletic Association title in 2002. He was voted the team MVP in 2002 when he was a Second-Team All-CAA selection. While at W&M, he caught for future major leaguers Chris Ray and Bill Bray.



**MIKE
ROBERTS**

**COORD., VIDEO & SCOUTING
FOURTH SEASON**

Mike Roberts is serving in his fourth season as Virginia's Coordinator of Video and Scouting. He manages the day-to-day operations of the team's internal video system and coordinates all scouting video.

Roberts played at VMI as catcher from 2006-08. He was picked in the 38th round of the 2008 MLB Draft by the Milwaukee Brewers and reached the high-A level with the Brevard County Manatees in 2010 and 2011. He served as a player-coach with the Manatees in 2011.

Roberts had a career year as a junior at VMI in 2008, setting career bests in nearly every offensive category. He hit .298 nine home runs and 44 RBI. He also was named to the Johnny Bench Award Watch List.

After his playing career concluded, Roberts served as a volunteer assistant coach at VMI from 2012-14 and worked with Keydet catcher Matt Winn, who was a semifinalist for the 2013 Johnny Bench Award. He also spent time as a camp instructor and coaching clinic speaker at several universities in the area.



**JUSTIN
ARMISTEAD**

**ASSISTANT ATHLETICS DIRECTOR,
BASEBALL ADMINISTRATION
THIRD SEASON**

Justin Armistead is in his third season as the Assistant Athletics Director for Baseball Administration.

This is Armistead's second stint with the Virginia baseball program. Armistead was a member of the UVA baseball program for two of his years as an undergraduate, where his duties ranged from bullpen catcher to assisting with camps. He then served as the Director of Baseball Operations for two seasons before becoming a financial advisor with Virginia Asset Management.

Armistead returned to UVA in August 2011 as the Director of Event Management and served as the primary event manager for several sports.

Armistead's responsibilities include overseeing administrative functions of the baseball program, including managing the operational budget. He played a pivotal role in the \$18.6 million dollar Davenport Expansion that began in June of 2017 and will conclude at the beginning of the 2018 season. He also serves as the primary baseball contact for various constituencies throughout the athletics department as well as external groups.

Armistead graduated in three years from the University of Virginia in 2008 with a bachelor's degree in economics.

A Halifax, Va., native, Armistead and his wife, Jessica, live in Charlottesville with their daughter, Finley, and son, Rory.



**JOE
BIALKOSKI**

**BASEBALL OPERATIONS
ASSISTANT
FIRST SEASON**

Joe Bialkoski enters his first season as Virginia's Baseball Operations Assistant.

Bialkoski served as the Director of Baseball Operations for the past two seasons at University of North Florida where he coordinated on-campus recruiting visits, video, youth/prospect camps and travel. As an undergraduate he was a student manager for both the men's basketball and baseball programs at UNF for two seasons.

He spent the summer of 2017 with the Hyannis Harbor Hawks of the Cape Cod League as a MLB Scout Liaison and previously held internships with the Jacksonville Suns (AA-Miami Marlins) and the Drayton Florence 7v7 Football Tournament.

A native of Jacksonville, Fla., Bialkoski earned his Bachelor's Degree in Sport Management from North Florida in 2017.



ANDREW ABBOTT 16

LHP • Fr. • 6-0 • 175 • L-L
Nathalie, Va.
Halifax County

HALIFAX COUNTY HIGH SCHOOL

- Selected by New York Yankees in 36th round of 2017 MLB Draft
- 2017 Gatorade Virginia Player of Year and PBR Player of Year
- Was 9-0 with 0.28 ERA in 72 2/3 innings his senior year (158 strikeouts, four walks)
- Named First-Team All-State, Piedmont District Player of the Year and Conference 16 Player of Year in 2016 and 2017
- Three-time All-Piedmont District First Team, All-5A North Region First Team and All-Conference 16 honoree
- Named 2017 5A State and North Region Player of Year
- Coached by Kenneth Day at Halifax County HS
- Also was four-year member of swimming team
- Four-time All-Piedmont Academic Team honoree in both baseball and swimming
- Two-time team captain in both baseball and swimming
- Took seventh place in state in 50 freestyle his junior year and sixth his senior year
- Was two-time All-State and four-time All-Piedmont District honoree in swimming
- Four-time All-Piedmont District First Team selection and two-time All-Conference 16 First Team and All-5A North Region honoree in swimming
- Member of National Honor Society

PERSONAL

- Son of David and Jeanette Abbott
- Has two sisters, Brittany and Jessie
- Jessie swam at Edinboro from 2011-14



WILL ALLOCCA 45

C/INF • So. • 6-0 • 200 • R-R
Richmond, Va.
Collegiate

2017

- Redshirt season

COLLEGIATE HIGH SCHOOL

- Two-sport standout, earning all-state honors in baseball and football
- Led Collegiate to the state baseball championship and prep league title his senior year
- Two-time all-state and three-time all-prep league honoree in baseball
- Was three-year team captain in baseball
- Two-time all-state and three-time all-prep league honoree in football as a quarterback and linebacker
- Was team captain his senior football season and also was a three-year letterwinner

PERSONAL

- Son of Marc and Dodi Allocca
- Has two sisters, Dodi and Caitlin
- Mother played field hockey and lacrosse at Lehigh, while sister, Dodi, played field hockey at Davidson



DREW BLAKELY 2

C • So. • 6-2 • 190 • R-R
Galesburg, Mich.
Gull Lake

2017

- Played in 10 games, including seven starts (four in ACC play)
- Went 1-for-3 in start at Clemson (3/18); started behind the plate in each of the final two games at Clemson
- Recorded two hits and two RBI in first start against Rutgers (2/25)
- Also drove in runs against The Citadel (2/18) and Rutgers (2/26)

GULL LAKE HIGH SCHOOL

- Three-time all-state honoree and twice named to Michigan's All-State Dream Team (all divisions)
- Finished with school records in batting average (.468), RBI (140), triples (12) and putouts (578); also had 171 hits, including eight home runs
- Named All-Southwest Michigan Athletic Conference each of his four years
- Was a four-time all-area and all-district selection
- Was named a team captain his junior and senior seasons
- Coached by his father, Bill, at Gull Lake HS
- Also a standout student; earned a MHSAA Scholar-Athlete Award (presented to 32 student-athletes from state of Michigan)
- Named to National Honor Society as well as Highest Honor Roll

PERSONAL

- Son of Bill and Gretchen Blakely
- Has one sister, Elise

BLAKELY BY THE NUMBERS

| Year | Avg. | G-GS | AB | R | H | 2B | 3B | HR | RBI | TB | SLG% | BB | HP | K | GDP | OB% | SF | SH | SB-A | E | FLD% |
|------|------|------|----|---|---|----|----|----|-----|----|------|----|----|---|-----|------|----|----|------|---|-------|
| 2017 | .250 | 10-7 | 20 | 2 | 5 | 0 | 0 | 0 | 4 | 5 | .250 | 2 | 1 | 2 | 0 | .348 | 0 | 2 | 0-0 | 0 | 1.000 |



DEREK CASEY 14

RHP • Sr. • 6-1 • 195 • R-R
Mechanicsville, Va.
Hanover

2017

- Made 14 starts, including five in ACC play
- Worked seven innings of three-run baseball and did not issue a walk to earn win in his NCAA regional start against Dallas Baptist (6/3)
- Pitched 5 1/3 innings, allowing two earned runs, in ACC tournament start against Duke (5/25)
- Matched career high by pitching seven innings in last regular-season start against Georgia Tech, earning the win (3ER, 3 H, 3 BB, 8 K)
- Also worked seven innings in his first ACC start in win over Pitt (4/7)
- Struck out career-high 10 batters in 6 1/3 innings in no-decision at VCU (3/29)
- Allowed two runs or fewer in each of his first seven starts

2016

- Sat out season after undergoing elbow surgery late in the 2015 season

2015

- Pitched in 10 games, including six midweek starts
- Made midweek start for five straight weeks from March 25 to April 21, with UVa earning wins in all of them
- Left April 21 game vs. Longwood after 2 2/3 innings with injury and did not pitch again in 2015
- Earned first college win on March 25 at Liberty
- Worked seven-plus innings of one-run baseball in win in hometown of Richmond on March 31 at VCU
- Made UVA debut on Feb. 14 out of bullpen at East Carolina

HANOVER HIGH SCHOOL

- Selected by St. Louis in 22nd round of 2014 MLB Draft
- 2014 Virginia Player of the Year
- Named 2014 Second-Team High School All-American by Perfect Game
- Named to MaxPreps 2014 Medium Schools All-America Team
- Went 27-0 with 0.51 ERA during his high-school career
- Led team to 2013 and 2014 Virginia state championships
- 2014 All-Metro Player of the Year; two-time All-Metro selection
- Coached by Charlie Dragum

PERSONAL

- Parents are Dale and Pia Casey
- Has one sister, Emma

CASEY BY THE NUMBERS

| Year | ERA | W-L | G-GS | CG | SHO/CBO | SV | IP | H | R | ER | BB | K | BAA | WP | HBP | BK |
|--------------|-------------|------------|--------------|----------|------------|----------|--------------|-----------|-----------|-----------|-----------|-----------|-------------|----------|-----------|----------|
| 2015 | 3.06 | 4-1 | 10-6 | 0 | 0/0 | 0 | 32.1 | 27 | 16 | 11 | 13 | 27 | .237 | 4 | 3 | 1 |
| 2016 | DNP | | | | | | | | | | | | | | | |
| 2017 | 3.79 | 5-2 | 14-14 | 0 | 0/1 | 0 | 71.1 | 68 | 33 | 30 | 21 | 58 | .247 | 3 | 7 | 0 |
| TOTAL | 3.56 | 9-3 | 24-20 | 0 | 0/1 | 0 | 103.2 | 95 | 49 | 41 | 34 | 85 | .244 | 7 | 10 | 1 |



CHARLIE CODY

OF/INF • Sr. • 6-1 • 190 • R-R
Chesapeake, Va.
Great Bridge

12

2017

- Appeared in 32 games with 18 starts (9 LF, 9 DH)
- Nine of his 17 hits went for extra bases (5 2B, 4 HR)
- Was 3-for-4 with two HR, three runs and four RBI in win against Duke (3/25)
- Hit solo home run at Clemson (3/19)
- Doubled, scored two runs and drove in two in win over Rutgers (2/26)
- Hit 3-run home run in seventh inning in comeback win over Kansas (2/19)

2016

- Played in 26 games; started 22 of UVA's last 23 games in left field, including final 18
- Suffered ankle injury on Feb. 23 against VMI; returned April 6 in pinch-hit appearance against George Washington
- Made first start of season in LF on April 17 vs. UNC; went 1-for-4 with 2-run single
- Drove in three runs against Radford (4/19)
- Was 3-for-8 in two starts in LF in Miami series
- Hit go-ahead, two-run homer in Friday win against Georgia Tech (5/13); also homered in Sunday game
- Hit two-run home run in eighth inning against Virginia Tech (5/20)
- Was 2-for-10 with two doubles, two RBI at ACC tournament

2015

- Played in 23 games, making 15 starts (12 in LF, 3 at DH)
- Named to ACC Academic Honor Roll
- Had seven-game hit streak snapped with pinch-hit appearance against Duke (5/8)
- Had three hits and threw out runner at the plate in win against Miami (4/18)
- Hit first career home run, a 2-run blast in eighth inning, at Georgia Tech (4/12)
- Recorded three hits in his first college game against East Carolina (2/14)
- Came to UVA as infielder, but moved to outfield early in season to help fill void there

GREAT BRIDGE HIGH SCHOOL

- Three-time all-state honoree
- Named to MaxPreps Underclass All-America Team three times
- Four-time all-district and three-time all-region honoree
- Earned second-team all-district honors in 2014 despite missing part of season with broken hand
- Played with current UVA teammate Connor Jones at Great Bridge; team won 2011 state championship
- Coached by Sean Townsend

PERSONAL

- Parents are Jim and Sarah Cody
- Has two brothers, Patrick and Jimmy, both of whom went on to play college baseball - Patrick played at Gettysburg College and Jimmy at Muhlenberg College

CODY BY THE NUMBERS

| Year | Avg. | G-GS | AB | R | H | 2B | 3B | HR | RBI | TB | SLG% | BB | HP | K | GDP | OB% | SF | SH | SB-A | E | FLD% |
|--------------|-------------|--------------|------------|-----------|-----------|-----------|----------|----------|-----------|-----------|-------------|-----------|-----------|-----------|----------|-------------|----------|----------|------------|----------|-------------|
| 2015 | .291 | 23-15 | 55 | 9 | 16 | 2 | 0 | 1 | 6 | 21 | .382 | 2 | 3 | 12 | 0 | .350 | 0 | 2 | 0-1 | 1 | .933 |
| 2016 | .220 | 26-23 | 82 | 12 | 18 | 6 | 0 | 3 | 18 | 33 | .402 | 9 | 3 | 15 | 1 | .313 | 2 | 3 | 0-0 | 1 | .977 |
| 2017 | .254 | 32-18 | 67 | 17 | 17 | 5 | 0 | 4 | 16 | 34 | .507 | 12 | 6 | 12 | 0 | .407 | 1 | 2 | 3-3 | 1 | .938 |
| TOTAL | .250 | 81-56 | 204 | 38 | 51 | 13 | 0 | 8 | 40 | 88 | .431 | 23 | 12 | 39 | 1 | .355 | 3 | 7 | 3-4 | 3 | .959 |



CAMERON COMER

C/INF • Jr. • 6-0 • 180 • L-R
Powell, Ohio
Olentangy Liberty

55

2017

- Appeared in 16 games, including three starts
- Started at catcher in both games of midweek series against Towson (3/21-22)
- Recorded single at North Carolina (3/10)
- Made first college start at catcher against La Salle (3/4)

2016

- Played in eight games off bench
- Reached base in each of his first five plate appearances (3 2B, 2 BB)
- Hit bases-clearing double against Wagner (3/9)

OLENTANGY LIBERTY HIGH SCHOOL

- Two-time All-Ohio honoree
- Named OHSAA Division I State Player of Year his senior year
- Earned Rawlings National High School Gold Glove Award as senior
- Was a Prep Baseball Report Position Player of Year
- Three-time First-Team All-Ohio Capital Conference and all-district honoree
- Batted .444 during his four-year varsity career
- Coached by Ty Brenning at Olentangy Liberty

PERSONAL

- Parents are Brian and Sandy Comer
- Has a younger brother, Carson
- Has black belt in Tae Kwon Do

COMER BY THE NUMBERS

| Year | Avg. | G-GS | AB | R | H | 2B | 3B | HR | RBI | TB | SLG% | BB | HP | K | GDP | OB% | SF | SH | SB-A | E | FLD% |
|--------------|-------------|-------------|-----------|----------|----------|----------|----------|----------|----------|----------|-------------|----------|----------|----------|----------|-------------|----------|----------|------------|----------|--------------|
| 2016 | .500 | 8-0 | 6 | 3 | 3 | 3 | 0 | 0 | 4 | 6 | 1.000 | 2 | 0 | 1 | 0 | .625 | 0 | 0 | 0-0 | 0 | 1.000 |
| 2017 | .105 | 16-3 | 19 | 1 | 2 | 0 | 0 | 0 | 1 | 2 | .105 | 3 | 0 | 3 | 0 | .227 | 0 | 0 | 0-0 | 0 | 1.000 |
| TOTAL | .200 | 24-3 | 25 | 4 | 5 | 3 | 0 | 0 | 5 | 8 | .320 | 5 | 0 | 4 | 0 | .333 | 0 | 0 | 0-0 | 0 | 1.000 |



GRANT DONAHUE 23

RHP • Jr. • 6-1 • 205 • R-R
Berlin, Md.
Decatur

2017

- Made 12 appearances out of bullpen
- Worked career-high 3 1/3 scoreless innings against Miami (5/13)
- Did not allow an earned run in six straight outings (8 1/3 IP) from April 7-May 16
- Tossed two scoreless innings in ACC win over Pitt (4/7)
- Struck out career-high five batters over two innings against Towson (3/22)
- After giving up four earned runs in first outing, he allowed only two earned runs over his last 11 appearances

2016

- Made one appearance out of bullpen, pitching against Wagner (March 9)

STEPHEN DECATUR HIGH SCHOOL

- Four-time All-Bayside Conference honoree, including three-time first-team selection
- Named First-Team Maryland District 8 his junior and senior seasons
- Earned selection to Brooks Robinson Memorial All-Star East Team in 2015
- Selected as Bayside Conference Senior All-Star Game MVP (Pitcher) in 2015
- Was his conference's Pitcher of the Year in 2014 when he was 6-1 with 0.77 ERA
- Was 19-4 with 197 strikeouts during his four-year varsity career
- Fired no-hitter during sophomore season in 2013
- Coached by Rich Ferro at Decatur HS
- Four-time Minds in Motion Scholar-Athlete
- Played travel team baseball with EvoShield Canes

PERSONAL

- Parents are Mike and Denise Donahue

DONAHUE BY THE NUMBERS

| Year | ERA | W-L | G-GS | CG | SHO/CBO | SV | IP | H | R | ER | BB | K | BAA | WP | HBP | BK |
|--------------|-------------|------------|-------------|----------|------------|----------|-------------|-----------|-----------|----------|----------|-----------|-------------|----------|----------|----------|
| 2016 | 81.00 | 0-0 | 1-0 | 0 | 0/0 | 0 | 0.1 | 2 | 3 | 3 | 1 | 0 | .667 | 0 | 0 | 0 |
| 2017 | 3.86 | 1-0 | 12-0 | 0 | 0/0 | 0 | 14.0 | 13 | 8 | 6 | 8 | 13 | .245 | 3 | 3 | 0 |
| TOTAL | 5.65 | 1-0 | 13-0 | 0 | 0/0 | 0 | 14.1 | 15 | 11 | 9 | 9 | 13 | .268 | 3 | 3 | 0 |



NATE EIKHOFF 32

INF • Jr. • 5-11 • 190 • L-R
Bristow, Va.
Patriot

2017

- Played in 46 games, including 32 starts (24 at 3B, 6 at DH, 2 at 1B)
- Made 21 appearances, including 16 starts, in ACC play
- Fourth toughest to strike out in ACC (12.0 AB/K)
- Led team with 11 sacrifice bunts
- Hit pinch-hit double and scored run in NCAA tournament game at TCU (6/4)
- Was 4-for-8 in two starts in Florida State series
- Hit solo home run at Virginia Tech (4/15)
- Had three hits and reached base four times in win over Old Dominion (4/4)
- Was 4-for-12 in Louisville series
- Hit two-run, pinch-hit double and drove in three runs in win over La Salle (3/5)
- Doubled twice in three-hit, three-run effort at The Citadel (2/18)

2016

- Played in 40 games, making 22 starts
- Went 3-for-6 with double and two RBI against Wagner (3/9)
- Doubled twice in win against Louisville (3/25)
- Hit go-ahead, 3-run triple in win over UNC (4/15)
- Cranked 2-run triple against Radford (4/19)
- Recorded three hits and scored twice against VCU (4/20)
- Hit first career home run, a 3-run blast, in win at Miami (4/22); was 3-for-9 in series

PATRIOT HIGH SCHOOL

- First-Team All-State selection as senior
- Three-year First-Team All-Conference honoree
- Three-time recipient of All-Region and All-Met honors
- Named Co-Conference Player of Year his senior season
- Hit at least .480 in each of his three varsity seasons: .501 as sophomore, .568 as junior and .480 as senior; also hit four home runs his senior year
- Coached by Sammy Serrano
- Played travel team baseball with Marucci Stars

PERSONAL

- Parents are Rob and Christie Eikhoff
- Mother played softball at Georgia Tech
- Born in San Diego
- Has two brothers, Tyler and Riley, and one sister, Emma

EIKHOFF BY THE NUMBERS

| Year | Avg. | G-GS | AB | R | H | 2B | 3B | HR | RBI | TB | SLG% | BB | HP | K | GDP | OB% | SF | SH | SB-A | E | FLD% |
|--------------|-------------|--------------|------------|-----------|-----------|-----------|----------|----------|-----------|-----------|-------------|-----------|----------|-----------|----------|-------------|----------|-----------|------------|----------|-------------|
| 2016 | .284 | 40-22 | 102 | 10 | 29 | 7 | 3 | 1 | 17 | 45 | .441 | 5 | 1 | 15 | 2 | .321 | 1 | 4 | 2-5 | 2 | .833 |
| 2017 | .278 | 46-32 | 126 | 26 | 35 | 7 | 0 | 1 | 15 | 45 | .357 | 12 | 1 | 11 | 3 | .336 | 4 | 11 | 1-1 | 7 | .919 |
| TOTAL | .281 | 86-54 | 228 | 36 | 64 | 14 | 3 | 2 | 32 | 90 | .395 | 17 | 2 | 26 | 5 | .329 | 5 | 15 | 3-6 | 9 | .908 |



JACK GERSTENMAIER 40

INF • Sr. • 6-1 • 200 • R-R
Richmond, Va.
Douglas Freeman

2016

- Played in 35 games, making 20 starts
- Played in 27 of UVA's last 36 games
- Pinch hit in 11 games this season (4-for-10 as PH)
- Made first start on March 27 at DH against Louisville and went 1-for-4
- Hit two-run double that provided final winning margin against NC State (4/2)
- Drew walk-off walk in 7-6 win over Virginia Tech (5/20)
- Hit two-run single in ACC tournament win against Louisville (5/28)
- Batted team-high .545 (6-for-11) with HR, four RBI in NCAA regional

2015

- Played in 12 games, including 11 starts (6 2B, 5 DH)
- Recorded hits in eight of his 12 games
- Made UVA debut April 15 against William & Mary after injuring his hamstring and undergoing surgery in September
- Hit RBI single in pinch-hit appearance in ninth inning of CWS Finals vs. Vanderbilt (Game 1, 6/22)
- Picked up single during his first NCAA tournament game against USC (5/29)
- Hit RBI single in ACC win at North Carolina (5/15)
- Hit by pitch to drive in go-ahead run in win against Miami (4/20)
- Went 2-for-4 with pair of RBI i against Miami (4/19)
- Went 3-for-4 in college debut against William & Mary

DOUGLAS FREEMAN HIGH SCHOOL


- Made Perfect Game Collegiate All-Star Team in summer 2014 as rising college freshman; played with Newark Pilots
- Was 2014 First-Team All-State honoree and led team to state championship game
- Batted .362 with three home runs, 18 RBI, 26 runs and 22 stolen bases in 2014
- Four-time All-Conference 11 honoree, including first-team selections his junior and senior years
- Two-time All-Region selection
- Named 2014 Conference 11 Player of the Year
- Four-time Academic All-Conference honoree
- Member of 2013 team the reached state semifinals before falling to Great Bridge HS (and current UVA teammates Connor Jones and Charlie Cody)
- Played football his senior season and played running back (6 TDs) and defensive back (1 INT)
- Also played two years of basketball
- Recipient of 2014 Matt Davis Foundation Scholarship (awarded on academics, character and sportsmanship)
- Played travel team baseball with EvoShield Canes

PERSONAL

- Parents are Dave Gerstenmaier and Jennie Holsinger
- Has one brother, Chip

GERSTENMAIER BY THE NUMBERS

| Year | Avg. | G-GS | AB | R | H | 2B | 3B | HR | RBI | TB | SLG% | BB | HP | K | GDP | OB% | SF | SH | SB-A | E | FLD% |
|--------------|-------------|--------------|------------|-----------|-----------|----------|----------|----------|-----------|-----------|-------------|-----------|----------|-----------|----------|-------------|----------|----------|------------|----------|-------------|
| 2015 | .297 | 12-11 | 37 | 2 | 11 | 1 | 0 | 0 | 6 | 12 | .324 | 0 | 2 | 4 | 0 | .333 | 0 | 1 | 0-0 | 2 | .923 |
| 2016 | .284 | 35-20 | 74 | 13 | 21 | 3 | 0 | 1 | 12 | 27 | .365 | 11 | 3 | 15 | 1 | .398 | 0 | 1 | 2-2 | 0 | 1.000 |
| TOTAL | .288 | 47-31 | 111 | 15 | 32 | 4 | 0 | 1 | 18 | 39 | .351 | 11 | 5 | 19 | 1 | .378 | 0 | 2 | 2-2 | 2 | .972 |



CHESDIN HARRINGTON

RHP • Jr. • 6-1 • 190 • R-R
Montpelier, Va.
Patrick Henry

2017

- Pitched in 18 games, including a pair of midweek starts
- Opponents batted .160 against him
- Recorded 38 strikeouts in 37 1/3 innings
- Worked more than one inning in 12 of his 18 outings
- Fired 4 2/3 hitless innings of relief in NCAA Regional against Dallas Baptist (6/5), a career-long outing
- Worked perfect eighth inning in ACC tournament win over Clemson (5/26)
- Picked up win over VCU with a 1 2/3 scoreless innings of relief (4/11)
- Started against Old Dominion and worked 3 1/3 innings to notch win (4/4)
- Made first college start against Towson and worked three scoreless innings to earn win (3/22)
- Did not allow a run in first eight appearances (14 1/3 innings)

2016

- Pitched in 11 games out of bullpen
- Worked 1 2/3 scoreless innings at Louisville in first ACC action (3/27)
- Fired season-high two innings against VCU (4/20)
- Earned first win in relief outing in Game 2 of DH at Pitt (4/30)

PATRICK HENRY HIGH SCHOOL

- 2015 Conference 16 Player of Year
- Named 2015 Second-Team All-State 5A as pitcher
- Earned First-Team All-5A North Region and Second-Team All-Metro honors as pitcher in 2015
- First-team all-conference honoree as pitcher and second-team selection at shortstop as senior
- Was three-time all-conference honoree at shortstop (2013, 2014, 2015)
- Recorded 82 strikeouts, 1.08 ERA and just nine walks in 52 innings during senior season
- Fired three shutouts, including a no-hitter against Mills Godwin HS, during his senior year
- Named MVP of 2015 Conference 16 Tournament (pitched eight-inning shutout in championship game and batted .571 in tournament)
- Two-time team captain
- Coached by Sammy Hart
- Also played varsity football for three years (quarterback and wide receiver)
- Was Second-Team All-Conference 16 selection at wide receiver his junior year
- Member of Honor Roll, National Honor Society, BETA Club and Varsity Club
- Played travel team baseball with Virginia Cardinals

PERSONAL

- Parents are Mark and Julie Harrington
- Has one sister, Logan, who runs cross country and track and Christopher Newport University
- Father played football at Slippery Rock

HARRINGTON BY THE NUMBERS

| Year | ERA | W-L | G-GS | CG | SHO/CBO | SV | IP | H | R | ER | BB | K | BAA | WP | HBP | BK |
|--------------|-------------|------------|-------------|----------|------------|----------|-------------|-----------|-----------|-----------|-----------|-----------|-------------|----------|----------|----------|
| 2016 | 9.00 | 1-1 | 11-0 | 0 | 0/0 | 0 | 11.0 | 15 | 11 | 11 | 10 | 7 | .341 | 2 | 2 | 0 |
| 2017 | 2.41 | 3-2 | 18-2 | 0 | 0/0 | 0 | 37.1 | 21 | 10 | 10 | 12 | 38 | .160 | 5 | 3 | 0 |
| TOTAL | 3.91 | 4-3 | 29-2 | 0 | 0/0 | 0 | 48.1 | 36 | 21 | 21 | 22 | 45 | .206 | 7 | 5 | 0 |



JALEN HARRISON

OF • So. • 6-3 • 210 • R-R
Palmyra, Va.
St. Anne's Belfield

2017

- Played in 15 games and scored five runs
- Made first college start at DH against Monmouth (3/13)
- Homered for his first career hit on March 4 vs. La Salle
- Scored walk-off run in UVA win over Liberty (5/2)

ST. ANNE'S-BELFIELD SCHOOL

- Three-sport standout at St. Anne's-Belfield School in Charlottesville (football, basketball, baseball)
- Named a Rawlings and Perfect Game Honorable Mention All-American in baseball his senior year
- Earned all-region and All-Prep League Conference honors his senior year
- Batted .400 and hit four home runs his senior year
- Had tremendous football career (quarterback, wide receiver, defensive back) and was a three-year all-state honoree
- Scored over 50 touchdowns in his career and finished as state's fifth all-time leading receiver with 2,658 yards
- Named all-state at defensive back and wide receiver in 2013 and 2014, then earned all-state honors at defensive back and athlete in 2015
- Was named the Old Dominion Conference Offensive Player of the Year at quarterback in 2015
- Scored over 1,000 points in his basketball career
- Was a second-team all-state honoree in hoops at forward
- Received 2016 John G. McCrory Award from St. Anne's-Belfield for outstanding athlete skill for all sports
- Spent his freshman year at Fluvanna County HS

PERSONAL

- Son of Chad and Jana Harrison
- Has one sister, Caelyn

HARRISON BY THE NUMBERS

| Year | Avg. | G-GS | AB | R | H | 2B | 3B | HR | RBI | TB | SLG% | BB | HP | K | GDP | OB% | SF | SH | SB-A | E | FLD% |
|--------------|-------------|-------------|----------|----------|----------|----------|----------|----------|----------|----------|-------------|----------|----------|----------|----------|-------------|----------|----------|------------|----------|--------------|
| 2017 | .143 | 15-1 | 7 | 5 | 1 | 0 | 0 | 1 | 4 | 4 | .571 | 1 | 2 | 4 | 0 | .400 | 0 | 0 | 0-0 | 3 | 1.000 |
| TOTAL | .143 | 15-1 | 7 | 5 | 1 | 0 | 0 | 1 | 4 | 4 | .571 | 1 | 2 | 4 | 0 | .400 | 0 | 0 | 0-0 | 3 | 1.000 |



CHRISTIAN HLINKA

OF • Fr. • 6-2 • 160 • L-R
Frenchtown, N.J
Deleware Valley Regional

6

DELEWARE VALLEY REGIONAL HIGH SCHOOL

- Enrolled in July 2017 at UVA after graduating a year early
- Had .400 career batting average
- Three-time First-Team All-County and All-Skyland Conference honoree
- Led team to first state sectional championship in 57 years in 2016
- Broke program's single-season RBI record his freshman year and set the record again his sophomore year; finished with 70 career RBI
- Was two-time team captain in baseball and also was a team captain in basketball
- Twice named team MVP
- Played outfield and shortstop and pitched while in high school
- Coached by Marty White
- Played three years on basketball team (forward) and averaged 11 points per game
- Led team to the 2017 conference championship and its first district tournament finals appearance
- Member of National Honor Society and Distinguished Honor Roll

PERSONAL

- Son of Vasil and Joanne Hlinka
- Has one brother, Matt
- Father played baseball at Saint Peter's
- Comes from athletic family: cousin (Michal Hlinka) is a professional hockey player in Czech Republic; cousin Brandon Becker wrestled at Indiana University, cousin Robert Becker wrestled at George Mason University, and Brandon Becker is a professional MMA fighter; cousin Vicky Becker was an alternate for the U.S. women's field hockey team.



CALEB KNIGHT

C • Sr. • 5-11 • 220 • R-R
Checotah, Okla.
Connors State College/Checotah

5

2017

- Appeared in 42 games, including 33 starts (30 straight to end season)
- Was hit by team-high 11 pitches and posted .474 on-base percentage (second on team)
- Started 33 games since Duke series in late March (UVA was 25-8 in his starts)
- His four home runs came in ACC games (Louisville, Notre Dame, two against Pitt)
- Was inserted into lineup as defensive replacement in the first game against Duke and earned his first start of the season in Duke series
- Was 3-for-6 in ACC tournament and reached base safely in five of eight plate appearances
- Had four hits, including a triple, in Florida State series
- Went 4-for-9 with three runs in Notre Dame series
- Was 5-for-12 in Virginia Tech series
- Homered twice and drove in four runs in Pitt series
- Was 5-for-10 with three runs and three RBI in Duke series

CONNORS STATE COLLEGE

- Named 2016 Spaulding NJCAA Division I Defensive Player of the Year
- Earned 2016 ABCA Rawlings Gold Glove at catcher
- Member of 2016 All-Region Team
- Hit .404 with 12 homers and 67 RBI in 2016
- Threw out 17 of 23 baserunners attempting to steal and had a .997 fielding percentage in 2016

CHECOTAH HIGH SCHOOL

- Three-time All-Big 8 Conference honoree
- Named conference's defensive player of the year in 2013 and player of the year in 2014
- Four-year letterwinner in football (quarterback/linebacker)
- In his senior year in 2013, he passed for 2,100 yards and rushed for 1,000 yards
- Was conference player of the year in football in 2013
- Named an All-Star by Class at QB by Oklahoma Coaches Association
- Earned McIntosh Country Athlete of the Year honors in 2014
- Was valedictorian of his graduating class

PERSONAL

- Parents are Tommy and Ginger Knight
- Has a brother, Seth, and sister, Natalie

KNIGHT BY THE NUMBERS

| Year | Avg. | G-GS | AB | R | H | 2B | 3B | HR | RBI | TB | SLG% | BB | HP | K | GDP | OB% | SF | SH | SB-A | E | FLD% |
|--------------|-------------|--------------|------------|-----------|-----------|----------|----------|----------|-----------|-----------|-------------|-----------|-----------|-----------|----------|-------------|----------|----------|------------|----------|-------------|
| 2017 | .301 | 42-33 | 113 | 32 | 34 | 5 | 1 | 4 | 20 | 53 | .469 | 27 | 13 | 29 | 2 | .474 | 3 | 1 | 1-2 | 3 | .988 |
| TOTAL | .301 | 42-33 | 113 | 32 | 34 | 5 | 1 | 4 | 20 | 53 | .469 | 27 | 13 | 29 | 2 | .474 | 3 | 1 | 1-2 | 3 | .988 |



DANIEL LYNCH

LHP • Jr. • 6-4 • 195 • L-L
Henrico, Va.
Douglas Freeman

9

2017

- Made 14 starts (six in ACC play) and led team with 77 1/3 innings pitched
- Recorded six quality starts
- Worked seven innings of one-run baseball to earn ACC tournament win against Clemson (5/26)
- Pitched first career complete game in win over James Madison (4/19)
- Tossed six scoreless innings and did not issue a walk in earning midweek win over George Washington (4/5)
- Fired 7 2/3 innings of shutout baseball to earn Friday night win at Clemson (3/17)
- Won three straight Friday starts to open the season

2016

- Made 13 appearances (nine starts) and worked 41 innings
- Struck out nine batters in UVA debut (most by a UVA starter in his first game in the O'Connor era)
- Missed start vs. Wake Forest with illness (3/18)
- Worked five shutout innings and retired final 12 batters he faced in first mid-week start against Old Dominion (3/30)
- Worked 2 1/3 perfect innings out of bullpen over two appearances in ACC tournament

DOUGLAS FREEMAN HIGH SCHOOL

- Named Perfect Game Honorable Mention All-American
- Was First-Team All-Colonial Conference selection
- Recorded 0.97 ERA his junior year, when he was tabbed a First-Team Class 5A All-State
- Also earned All-Region and All-Metro honors
- Was teammates for three years with current UVA teammate Jack Gerstenmaier
- Coached by Ray Moore
- Earned Academic All-State honors and was member of National Honor Society
- Played travel team baseball with Richmond Baseball Academy West

PERSONAL

- Father is Dan Lynch
- Oldest of three siblings; has one sister, Molly, and one brother, Will

LYNCH BY THE NUMBERS

| Year | ERA | W-L | G-GS | CG | SHO/CBO | SV | IP | H | R | ER | BB | K | BAA | WP | HBP | BK |
|--------------|-------------|------------|--------------|----------|------------|----------|--------------|------------|-----------|-----------|-----------|-----------|-------------|----------|----------|----------|
| 2016 | 5.49 | 1-3 | 13-9 | 0 | 0/0 | 0 | 41.0 | 44 | 30 | 25 | 15 | 37 | .267 | 1 | 8 | 0 |
| 2017 | 5.00 | 7-5 | 14-14 | 1 | 0/1 | 0 | 77.1 | 86 | 52 | 43 | 29 | 45 | .281 | 2 | 1 | 0 |
| TOTAL | 5.17 | 8-8 | 27-23 | 1 | 0/2 | 0 | 118.1 | 130 | 82 | 68 | 44 | 82 | .276 | 3 | 9 | 0 |



JAKE MCCARTHY 31

OF • Jr. • 6-2 • 200 • L-L
Scranton, Pa.
Scranton

2018

- Golden Spikes Award preseason watch list
- First Team Preseason All-American by NCBWA & D1Baseball.com; Second Team All-American by Baseball America, Collegiate Baseball and Perfect Game

2017

- Played in all 59 games (41 LF, 15 CF, 3 RF)
- Competed with U.S. Collegiate National Team
- Tied for second on team with 80 hits
- Stole 27 bases (in 29 attempts) -- first in ACC and ninth-most nationally (third most in a season in program history)
- Ranked seventh nationally and first in ACC with seven triples (one off UVA single-season record)
- Recorded 25 multiple-hit games
- After batting in 9-hole for 19 games in middle of season, he moved back into 2-slot for final 16 games and batted .414 (24-58) in that time
- Was 4-for-13 in NCAA tournament and 2-for-9 in ACC tournament
- Earned ACC Player of the Week honors following final week of regular season (12-for-21, 6 XBH, 6 RBI in four games vs. Richmond and Georgia Tech)
- Recorded first career multi-homer game with pair of long balls at Georgia Tech (5/18)
- Hit go-ahead, two-run home run in fifth inning at Florida State (4/29); reached base four times and scored twice in the game
- Had five hits in Virginia Tech and Notre Dame series
- Stole second bases and scored seven runs in Rutgers series

2016

- Played in six games, making five starts
- Tore ligaments in big toe (right foot) on Feb. 27 against East Carolina and missed rest of season
- Had hits in four of his five starts
- Recorded two hits at Coastal Carolina (2/21) and followed it up with three-hit game against VMI (2/23)

SCRANTON HIGH SCHOOL

- Selected in 23rd round of 2015 MLB Draft by Pittsburgh Pirates
- Four-year letterwinner in baseball, football and basketball
- Three-time all-league selection and 2015 all-region honoree in baseball
- Three-time all-region and all-league pick in football; named First-Team All-State running back in 2014
- Named 2014-15 Times-Tribune Male Athlete of the Year
- Batted .442 his senior year with three home runs, 19 hits, 20 runs in 15 games
- Holds school record for rushing yards in school history (6,080), season (2,105) and game (351)
- Also holds school touchdown records for school history (80), season (30) and game (5)
- Lackawanna Football Conference Division I career record holder in rushing, scoring and touchdowns
- In injury-shortened senior season, he rushed for 1730 yards and 30 touchdowns in just eight games and was named Lackawanna Football Conference Division I Offensive Player of Year
- Won league and district team championships with football and basketball
- Coached by Jamie Higgins (baseball) and Mike Marichak (football)
- Member of National Honor Society
- Played travel team baseball with Baseball U

PERSONAL

- Parents are Joe and Joanne McCarthy
- Has one sister, Morgan, and one brother, Joe
- Brother played at UVA from 2013-15 and was drafted in 2015 by Tampa Bay Rays
- Father played baseball at South Carolina and was drafted three times (Tigers, Twins, Rays)
- McCarthy family (Joe Sr., Joe Jr., Jake and Morgan) all wore No. 31 at Scranton HS, and number was retired on Oct. 23, 2015

MCCARTHY BY THE NUMBERS

| Year | Avg. | G-GS | AB | R | H | 2B | 3B | HR | RBI | TB | SLG% | BB | HP | K | GDP | OB% | SF | SH | SB-A | E | FLD% |
|--------------|-------------|--------------|------------|-----------|-----------|-----------|----------|----------|-----------|------------|-------------|-----------|-----------|-----------|----------|-------------|----------|----------|--------------|----------|-------------|
| 2016 | .368 | 6-5 | 19 | 3 | 7 | 0 | 0 | 2 | 7 | 368 | 1 | 1 | 5 | 0 | .429 | 0 | 0 | 0-0 | 0 | 1.000 | |
| 2017 | .338 | 59-59 | 237 | 57 | 80 | 11 | 7 | 5 | 36 | 120 | .506 | 26 | 11 | 35 | 1 | .425 | 1 | 4 | 27-29 | 1 | .992 |
| TOTAL | .340 | 65-64 | 256 | 60 | 87 | 11 | 7 | 5 | 38 | 127 | .496 | 27 | 12 | 40 | 1 | .426 | 1 | 4 | 27-29 | 1 | .992 |



GRIFF MCGARRY 25

RHP • Fr. • 6-2 • 175 • R-R
Portola Valley, Calif.
Menlo School

MENLO SCHOOL

- Drafted by Texas Rangers in 31st round of 2017 MLB Draft
- Named 2017 MaxPreps California Small Schools Player of the Year
- Was 2017 MaxPreps Small Schools First-Team All-American and Small Schools First-Team All-State
- Named 2017 Honorable Mention All-American and Perfect Game First-Team All-Region by Perfect Game
- Named 2017 Prep2Prep Central Coast Section Senior of the Year
- Was 2017 Peninsula/South Bay Player of the Year by San Francisco Chronicle
- Tabbed 2017 Peninsula Athletic League Ocean Division Player of the Year
- Member of 2016 and 2017 Central Coast Section championship teams at Menlo
- Was team captain his senior year
- Competed in 2016 Area Code Games
- Coached by Sean Riley and also played shortstop in high school

PERSONAL

- Son of Brian McGarry and Lorraine McDonough
- Has one brother, Matt, who played for two years at Vanderbilt before transferring to Santa Clara



MACK MEYER 47

RHP • Gr. • 6-0 • 200 • R-R
San Francisco, Calif.
IMG Academy

UNIVERSITY OF SAN FRANCISCO

- Pitched in 62 career games, all out of bullpen
- Redshirted 2017 season
- Made team-high 29 appearances during his junior year in 2016 (second in West Coast Conference); 23 came in the eighth inning
- His total of 29 appearances ranks fourth in a single season in USF program history
- Was 3-2 with three saves and walked just five batters in 33 1/3 innings his junior year
- Was fourth on team in innings, wins and strikeouts in 2016
- Named to Cal Ripken League All-Star Team in summer 2016 and led team in appearances (10), ERA (1.35) and saves (3)

HIGH SCHOOL

- Began high school at St. Ignatius College Prep in San Francisco before transferring to IMG Academy in Bradenton, Fla.
- Was 4-1 with 2.15 ERA and 42 strikeouts in 39 innings his senior year
- At 2012 Sarasota Baseball Classic, was named Best Pitcher and earned All-Tournament Team honors after firing six shutout innings in the championship game (4 2/3 perfect innings, six strikeouts, no walks) as IMG Academy won its first tourney title, 1-0
- Earned Rawlings California All-State Honorable Mention honors in 2013

PERSONAL

- Son of Paul and Amy Meyer
- Has one brother, Steele, who is a third-year at UVA
- Earned bachelor's degree in business administration in 2017 from USF
- Pursuing master's degree in higher education at UVA

MEYER BY THE NUMBERS

| Year | ERA | W-L | G-GS | CG | SHO/CBO | SV | IP | H | R | ER | BB | K | BAA | WP | HBP | BK |
|--------------|---------------|------------|-------------|----------|------------|----------|-------------|-----------|-----------|-----------|-----------|-----------|-------------|----------|----------|----------|
| 2014* | 6.00 | 0-1 | 17-0 | 0 | 0/0 | 0 | 18.0 | 20 | 12 | 12 | 10 | 11 | .308 | 1 | 4 | 0 |
| 2015* | 4.71 | 0-1 | 16-0 | 0 | 0/0 | 0 | 21.0 | 30 | 15 | 11 | 10 | 13 | .345 | 4 | 2 | 0 |
| 2016* | 5.13 | 3-2 | 29-0 | 0 | 0/0 | 3 | 33.1 | 48 | 22 | 19 | 5 | 21 | .361 | 1 | 3 | 0 |
| 2017* | DNP- Redshirt | | | | | | | | | | | | | | | |
| TOTAL | 5.23 | 3-4 | 62-0 | 0 | 0/0 | 3 | 72.1 | 98 | 49 | 42 | 25 | 45 | .344 | 6 | 9 | 0 |

*University of San Francisco



TANNER MORRIS 10

INF • Fr. • 6-2 • 190 • L-R
Crozet, Va.
The Miller School

THE MILLER SCHOOL

- Five-time All-State honoree (second-team honoree in 2013 and 2014, first-team in 2015, 2016 and 2017)
- Led Miller School to 2017 VISAA Division II state championship
- Competed in Area Code Games and East Coast Pro
- Coached by former MLB standout Billy Wagner at The Miller School
- Played locally at St. Annes-Belfield School before transferring prior to junior year
- Also played shortstop for EvoShield Canes

PERSONAL

- Son of George and Lauren Morris
- Has one older brother, Parker, and two younger sisters, Carter and Wynter



NOAH MURDOCK 28

RHP • So. • 6-8 • 170 • R-R
Colonial Heights, Va.
Colonial Heights

2017

- Named to 2017 ACC All-Freshman Team
- Appeared in 11 games, making seven starts
- Batters hit just .219 against him
- Earned wins over VMI (2/21), Notre Dame (4/22) and Florida State (4/29)
- Fired 19 1/3 consecutive scoreless innings in April during starts against Virginia Tech, Notre Dame and Florida State
- Started and worked seven scoreless innings in UVA's extra-inning win at Virginia Tech (4/14); did not walk a batter
- Pitched 6 1/3 shutout innings against Notre Dame (4/22)
- Allowed two hits and four walks in shutout frames in 8-0 win at Florida State (4/29)
- Scattered four hits across 3 2/3 innings of relief, allowing only one run against Duke (3/24)
- Made UVA debut in season opener against Liberty, working 1 2/3 innings
- Did not pitch after May 13 because of injury

COLONIAL HEIGHTS HIGH SCHOOL

- Selected by Washington Nationals in 38th round of 2016 MLB Draft
- Played three sports in high school (baseball, volleyball, basketball)
- Named 2016 Rawlings and Perfect Game Third-Team All-American
- Was All-Atlantic Region First-Team honoree in 2016
- Named Conference 25 Player of the Year and All-Region Player of the Year in 2016
- Twice named Underclass All-American by Perfect Game
- Went 9-0 with 1.53 ERA as junior and 6-2 with 1.83 ERA as sophomore
- Was 2016 Virginia State Player of the Year in volleyball; led CHHS to its first volleyball state championship
- Two-time First-Team All-State and three-time All-Region honoree in volleyball
- Was three-time First-Team All-Conference 25, All-Region and All-Metro honoree in volleyball
- Was three-time All-Academic honoree in both baseball and volleyball
- Coached by Gerald Carsley in baseball
- Played travel baseball with Virginia Cardinals
- Earned Presidential Education Award for maintaining GPA over 3.5 for all four years of high school
- Earned Richmond Times-Dispatch Scholar-Athlete Scholarship in 2016

PERSONAL

- Parents are Jim and Sharon Murdock
- Has two brothers, Zachary and Jacob

MURDOCK BY THE NUMBERS

| Year | ERA | W-L | G-GS | CG | SHO/CBO | SV | IP | H | R | ER | BB | K | BAA | WP | HBP | BK |
|--------------|-------------|------------|-------------|----------|------------|----------|-------------|-----------|-----------|-----------|-----------|-----------|-------------|----------|----------|----------|
| 2017 | 3.32 | 3-1 | 11-7 | 0 | 0/2 | 0 | 38.0 | 30 | 14 | 14 | 20 | 21 | .219 | 1 | 6 | 0 |
| TOTAL | 3.32 | 3-1 | 11-7 | 0 | 0/2 | 0 | 38.0 | 30 | 14 | 14 | 20 | 21 | .219 | 1 | 6 | 0 |



BOBBY NICHOLSON 21

RHP • So. • 6-3 • 215 • R-R
Charlottesville, Va.
St. Anne's-Belfield

2017

- Pitched in 10 games during freshman season, including one start
- Worked scoreless eighth inning in NCAA regional against Dallas Baptist (6/5)
- Made first college start against Richmond (5/16) and worked career-high 5 1/3 innings of one-run baseball
- Made three relief appearances in ACC play at North Carolina (3/11) and Clemson (3/19) and at home against Duke (3/24)
- Made UVA debut in season opener against Liberty (2/17), working scoreless ninth inning

ST. ANNE'S-BELFIELD SCHOOL

- Three-time all-state honoree in baseball (VISAA)
- Was a four-time All-Prep League selection
- Twice named First-Team All-State in football (VISAA)
- Also played basketball for one season
- Coached by Rich Mazzola and Allan Swanson at STAB

PERSONAL

- Parents are Steve and Lorrie Nicholson
- Born in Minneapolis, Minnesota
- Has one sister, Allie, who was a member of the UVA rowing team for four years

NICHOLSON BY THE NUMBERS

| Year | ERA | W-L | G-GS | CG | SHO/CBO | SV | IP | H | R | ER | BB | K | BAA | WP | HBP | BK |
|--------------|-------------|------------|-------------|----------|------------|----------|-------------|-----------|-----------|-----------|-----------|-----------|-------------|----------|----------|----------|
| 2017 | 6.28 | 0-0 | 10-1 | 0 | 0/0 | 0 | 14.1 | 16 | 10 | 10 | 10 | 13 | .286 | 2 | 2 | 0 |
| TOTAL | 6.28 | 0-0 | 10-1 | 0 | 0/0 | 0 | 14.1 | 16 | 10 | 10 | 10 | 13 | .286 | 2 | 2 | 0 |



JUSTIN NOVAK 18

INF/C • Sr. • 5-9 • 165 • R-R
Tokyo, Japan
American School in Japan

2017

- Played in 44 games, including 35 starts at third base and two at second base
- Hit .295 for the season, but batted .333 in 22 ACC games (18 starts)
- Recorded hits in eight of his last 10 starts
- Was 2-for-2 and scored twice in NCAA tournament opener against Dallas Baptist (6/3)
- Was 2-for-4 in ACC Tournament start vs. Clemson (5/26)
- Hit first home run of season in regular-season finale at Georgia Tech (5/20)
- Was 3-for-9 in series at Georgia Tech
- Hit walk-off single in ninth inning against Liberty (5/2)
- Was 3-for-5 with pair of doubles in win at Florida State (4/29)
- Was 5-for-8 in Duke series
- Went 4-for-11 in three starts at third base in North Carolina series

2016

- Played in 49 games, with 44 starts (32 at third base, six at second base, five at catcher and one at shortstop)
- Started UVA's last 34 games, including each game in last seven ACC series
- Made huge jump from freshman season, recording 45 hits and 29 RBI
- Went 2-for-3 with career-high three RBI against William & Mary (3/1)
- Recorded career-high four hits in win over JMU (3/22)
- Went 3-for-4 with five RBI and first career HR against GW (4/6)
- Cranked 2-run homer and drove in three against VCU (4/20)
- Was 4-for-9 with pair of RBI in series at Miami
- Hit two-out, two-run double to give UVA the lead in ninth-inning comeback win at Pitt (4/30)
- Was 5-for-14 in Georgia Tech series
- Went 4-for-12 with three runs in NCAA regional; had three hits in opener against William & Mary (6/3)

2015

- Played in 36 games, making 23 starts (21 at second base, one at shortstop, one at catcher)
- Started UVa's first 21 games
- Laid down eight sacrifice bunts
- As pinch hitter, put down sac bunt in eighth inning in NCAA Regional game vs. San Diego State, setting up go-ahead RBI single (5/30)
- Singled and scored pair of runs in win at NC State (4/24)
- Recorded pair of RBI in win at East Carolina (2/14)

AMERICAN SCHOOL IN JAPAN

- Four-time Kanto Plains All-Star (all-league)
- Led team to two DoDEA Pacific Far East Tournament championships
- Twice named to tournament all-star team
- Team finished 27-0 his senior season
- Coached by John Seevers
- Also played two years of basketball (guard) and was team co-captain and MVP his senior year
- Member of team that won 2012-2013 DoDEA Pacific Far East championship
- Was 2013-14 Hong Kong Holiday Tournament All-Star

PERSONAL

- Parents are Kevin and Momoko Novak
- Has one brother, Shawn, who pitched at the University of Hawaii and Oxnard College

NOVAK BY THE NUMBERS

| Year | Avg. | G-GS | AB | R | H | 2B | 3B | HR | RBI | TB | SLG% | BB | HP | K | GDP | OB% | SF | SH | SB-A | E | FLD% |
|--------------|-------------|----------------|------------|-----------|-----------|-----------|----------|----------|-----------|------------|-------------|-----------|-----------|-----------|----------|-------------|----------|-----------|------------|-----------|-------------|
| 2015 | .095 | 36-23 | 75 | 12 | 1 | 1 | 0 | 0 | 3 | 8 | .108 | 5 | 5 | 13 | 0 | .200 | 1 | 8 | 1-1 | 4 | .972 |
| 2016 | .273 | 49-44 | 165 | 26 | 45 | 4 | 0 | 2 | 29 | 55 | .333 | 12 | 7 | 15 | 2 | .348 | 0 | 11 | 1-1 | 16 | .923 |
| 2017 | .295 | 44-37 | 129 | 24 | 38 | 9 | 0 | 1 | 14 | 50 | .388 | 13 | 4 | 13 | 2 | .377 | 0 | 5 | 3-3 | 5 | .937 |
| TOTAL | .245 | 129-104 | 368 | 62 | 90 | 14 | 0 | 3 | 46 | 113 | .307 | 30 | 16 | 41 | 4 | .328 | 1 | 24 | 5-5 | 25 | .942 |



DEVIN ORTIZ

INF/RHP • Fr. • 6-2 • 175 • R-R
Nutley, N.J.
St. Joseph Regional

SAINT JOSEPH REGIONAL HIGH SCHOOL

- Four-year letterwinner under Mark Cieslak at SJRHH
- 2017 Rawlings/Perfect Game 2nd Team All-American
- Second Team All-North Jersey as a senior
- Earned All-State, All-County, All-League & All-Metro accolades over his four-year career
- Went 19-3 on the mound in four seasons including an 8-0 junior campaign
- At the plate, batted .541 (20-for-37) with five home runs in 2017
- Named the 2016 Bergen County Tournament MVP

PERSONAL

- Son of Barbara Mercado and Jose Ortiz Jr.
- Has one sister, Crystal
- His uncle, Daniel Ortiz was drafted by the Texas Rangers in the 1991 MLB Draft



ANDREW PAPANTONIS


INF • Fr. • 6-2 • 190 • R-R
Lebanon Township, N.J.
Delbarton

DELBARTON SCHOOL

- Two-sport standout, earning four letters in both baseball and football
- In his junior season in 2016, batted .423 with three homers, 30 hits, 20 RBI and .557 OBP
- Missed most of senior baseball season because of injury suffered during football season
- Named 2016 First-Team Under Armour All-American and was MVP of 2016 Area Code Games
- Attended 2016 East Coast Pro Showcase
- Earned First-Team All-Metro honors his junior and senior seasons
- Named First-Team All-New Jersey his last two seasons
- Was team captain his junior and senior seasons
- Coached by Bruce Shatel and played shortstop throughout high school
- Played wide receiver, quarterback and defensive back at Delbarton
- In his sophomore season in 2014, was named First-Team All-New Jersey, All-Area and All-Conference; also, was a Second-Team All-Metro pick in 2014
- Was first freshman to start varsity game in school history

PERSONAL

- Son of Perry and Siobhan Papantonis
- Oldest of four siblings; has one sister, Mary, and two brothers, Daniel and Aidan
- Cousin Pat Light, was a first round pick of the Boston Red Sox in 2012 and currently pitches in the Seattle Mariners organization



CAYMAN RICHARDSON

INF • So. • 6-2 • 175 • R-R
Mechanicsville, Va.
Hanover

2017

- Played in 19 games, including nine starts at shortstop
- Went 4-for-11 while starting all three games in Charleston Crab House Challenge to open the season
- Made start at shortstop in Saturday game at Florida State in place of injured Ernie Clement (4/29)
- Had singles in ACC games at North Carolina (3/11) and Clemson (3/19)
- Recorded two hits in season opener against Liberty (2/17)

HANOVER HIGH SCHOOL

- Four-year starter who led team to three state championships
- Earned All-State 4A honors at shortstop his senior year
- Batted in the cleanup spot and hit .470 with 11 doubles, 24 runs batted in and 25 runs scored his senior year
- Coached by Charlie Dragum at Hanover
- Played summer ball with Virginia Cardinals
- Also played one year of basketball

PERSONAL

- Parents are Don and Keri Richardson
- Father was a quarterback at Ferrum College
- Has one sister, Keleigh, and one brother, Caydon

RICHARDSON BY THE NUMBERS

| Year | Avg. | G-GS | AB | R | H | 2B | 3B | HR | RBI | TB | SLG% | BB | HP | K | GDP | OB% | SF | SH | SB-A | E | FLD% |
|--------------|-------------|-------------|-----------|----------|----------|----------|----------|----------|----------|-----------|-------------|----------|----------|----------|----------|-------------|----------|----------|------------|----------|-------------|
| 2017 | .231 | 19-9 | 39 | 8 | 9 | 0 | 1 | 0 | 2 | 11 | .282 | 3 | 1 | 2 | 4 | .302 | 0 | 2 | 0-0 | 4 | .918 |
| TOTAL | .231 | 19-9 | 39 | 8 | 9 | 0 | 1 | 0 | 2 | 11 | .282 | 3 | 1 | 2 | 4 | .302 | 0 | 2 | 0-0 | 4 | .918 |



BRENDAN RIVOLI

8

C • Fr. • 6-0 • 195 • L-R
Douglassville, Pa.
Daniel Boone

DANIEL BOONE HIGH SCHOOL

- Three-time All-County selection (Reading Eagle, Berks County, All-League), All-Conference
- Three-time All-Area pick (Pottstown Mercury)
- Four-time Carpenter Cup selection
- Was Big 26 Baseball selection (PA vs MD) in 2016
- Was four-year varsity starter
- Earned team's Sportsmanship/MVP Award
- Coached by Jason McCord at DBHS
- Also played two years of ice hockey (left wing) and was an All-Berks County selection his sophomore year (scored 27 goals)
- Scored the game-winning overtime goal as DBHS earned its first-ever EPSHL championship in 2015

PERSONAL

- Son of Mark and Kendra Rivoli
- Has one older sister, Kayla



BLAKE ROHM

29

RHP • Fr. • 6-5 • 190 • R-R
Superior, Colo.
Broomfield

BROOMFIELD HIGH SCHOOL

- Posted 5-2 record and struck out 48 batters while limiting opponents to a .225 batting average during his senior year
- Coached by Garren Estes
- Graduated Magna Cum Laude

PERSONAL

- Son of Mark and Laurie Rohm
- Has one brother, Kendall
- Father was high jumper on track team at Wisconsin-Lacrosse



CAMERON SIMMONS

20

OF • Jr. • 6-3 • 195 • R-R
Royersford, Pa.
Spring-Ford

2017

- Second-Team All-ACC honoree (outfield)
- Played in 58 games, including 56 starts in right field
- Finished fourth in ACC in batting (.352)
- Batted .374 in ACC games, tops among UVA players and third in ACC
- Eighth in ACC in RBI (57) and 11th in OBP (.432)
- Tied with Adam Haseley for team lead with 27 multiple-hit games, including team-high 10 three-hit games
- Had a streak of seven straight multi-hit games from April 7-15
- Hit nine home runs, including two-home run game against Richmond (5/16)
- Was 2-for-8 with four RBI in ACC tournament; hit three-run home run against Clemson (5/26)
- Hit grand slam and drove in career-high six runs in win over Miami (5/13)
- Was 5-for-14 and drove in five runs in Florida State series
- Went 6-for-13 and scored five runs in Notre Dame series
- Was 7-for-12 in Pitt series

2016

- Played in 50 games with 44 starts (41 RF, 3 LF); both ranked as the most among UVA's freshmen
- After slow start at plate, he found his stride in late April
- Played in each of UVA's last 19 games, batting .319 (23-for-72) with eight doubles in that stretch
- Batted team-high .406 (13-32) during UVA's eight-game win streak in late April/early May
- Homered in first UVA game on Feb. 19 against Kent State
- Hit long home run vs. Wagner (3/9); also doubled in drove in season-high four runs and scored three runs
- Started and recorded hits in all three games in Wake Forest series (4-for-9, two runs in series)
- Hit 3-run double in win over North Carolina (4/17)
- Ripped solo home run in ninth inning in win at Miami (4/22)
- Was 4-for-11 in Georgia Tech series
- Homered in Game 1 of Virginia Tech series; was 4-for-11 in series
- Was 4-for-12 with three runs in NCAA regional

SPRING-FORD HIGH SCHOOL

- Named First-Team All-Southeastern Pennsylvania as senior
- Was Mercury All-Area Player of Year as senior
- Named Pioneer Athletic Conference MVP his senior year and also was First-Team All-PAC selection
- Batted .452 with three home runs, eight doubles and four triples his senior year
- Coached by Bruce Brobst
- Played travel team baseball with All-Star Baseball Academy

PERSONAL

- Parents are Steve and Sue Simmons
- Has two brothers, Connor and Chase

SIMMONS BY THE NUMBERS

| Year | Avg. | G-GS | AB | R | H | 2B | 3B | HR | RBI | TB | SLG% | BB | HP | K | GDP | OB% | SF | SH | SB-A | E | FLD% |
|--------------|-------------|----------------|------------|-----------|------------|-----------|----------|-----------|-----------|------------|-------------|-----------|-----------|-----------|----------|-------------|----------|----------|--------------|----------|-------------|
| 2016 | .261 | 50-44 | 165 | 29 | 43 | 13 | 0 | 4 | 21 | 68 | .412 | 8 | 5 | 47 | 4 | .313 | 1 | 3 | 3-5 | 2 | .980 |
| 2017 | .352 | 58-56 | 213 | 47 | 75 | 14 | 2 | 9 | 57 | 120 | .563 | 23 | 7 | 40 | 3 | .432 | 0 | 4 | 9-11 | 2 | .984 |
| TOTAL | .312 | 108-100 | 378 | 76 | 118 | 27 | 2 | 13 | 78 | 188 | .497 | 31 | 12 | 87 | 7 | .382 | 1 | 7 | 12-16 | 4 | .982 |



BENNETT SOUSA

11

LHP • Sr. • 6-3 • 210 • L-L
North Palm Beach, Fla.
The Benjamin School

2017

- Selected by Washington Nationals in 34th round of MLB Draft (1,033 overall)
- Pitched in team-high 24 games out of bullpen
- Batters hit just .210 against him
- Gave up one earned run over nine appearances from April 5-May 18
- Earned wins against VCU (3/29), Virginia Tech (4/15) and Longwood (4/18)
- Worked ninth inning and struck out the side in UVA's ACC tournament win over Clemson (5/26)
- Pitched 4 2/3 scoreless innings of relief and struck out career-high six batters against Niagara (3/4)

2016

- Appeared in 16 games, including 13 out of bullpen
- His last three appearances were midweek starts
- Fired scoreless 10th and 11th inning in earning win against Monmouth (3/5)
- Worked into the sixth inning and did not walk a batter in first college start against Radford, earning the win (4/19)

2015

- Made seven appearances out of bullpen
- Recorded scoreless outings in six of his seven games
- Made first ACC appearances against Florida State, pitching on March 21 and 22
- Made UVA debut on Feb. 20 against Marist, working one scoreless inning

THE BENJAMIN SCHOOL

- Named 2014 Second-Team All-American by Perfect Game
- Also named to Perfect Game's Underclass All-America teams in 2012 and 2013
- Named to Palm Beach Post All-Area Team all four years
- Earned Palm Beach County First-Team All-County honors twice at pitcher
- Claimed Florida First-Team All-Region honors as senior
- Was Palm Beach District Pitcher of Year as sophomore
- Coached by Brian Kaplan
- Earned Buccaneer Award his senior year (for leadership)

PERSONAL

- Parents are John and Erika Sousa
- Has two sisters, Gretchen and Whitney

SOUSA BY THE NUMBERS

| Year | ERA | W-L | G-GS | CG | SHO/CBO | SV | IP | H | R | ER | BB | K | BAA | WP | HBP | BK |
|--------------|-------------|------------|-------------|----------|------------|----------|-------------|-----------|-----------|-----------|-----------|-----------|-------------|-----------|----------|----------|
| 2015 | 5.14 | 1-0 | 7-0 | 0 | 0/0 | 0 | 7.0 | 7 | 4 | 4 | 13 | 2 | .304 | 2 | 1 | 0 |
| 2016 | 7.92 | 3-0 | 16-3 | 0 | 0/0 | 0 | 25.0 | 30 | 25 | 22 | 19 | 23 | .297 | 6 | 1 | 2 |
| 2017 | 4.09 | 3-0 | 24-0 | 0 | 0/0 | 0 | 33.0 | 25 | 24 | 15 | 15 | 44 | .210 | 3 | 3 | 0 |
| TOTAL | 5.68 | 7-0 | 47-3 | 0 | 0/0 | 0 | 65.0 | 62 | 53 | 41 | 47 | 69 | .255 | 11 | 5 | 2 |



EVAN SPERLING

34

RHP • So. • 6-6 • 215 • R-R
Poquoson, Va.
Grafton

2017

- Pitched in 15 games, including 10 starts
- Made four starts in ACC play
- Recorded three straight quality starts to begin his college career
- Worked at least six innings and earned win in each of his first three starts
- Opposing batters hit just .204 against him, but issued 30 walks in 38 1/3 innings
- Struck out season-high nine batters over seven innings in win over La Salle (3/4)
- Fired six innings, allowing three runs and five hits, in win over Rutgers (2/25)
- Allowed just an unearned run, two hits and two walks in his first UVA start against The Citadel (2/18)

2016

- Did not compete because of injury suffered in high school

GRAFTON HIGH SCHOOL

- 2014 and 2015 All-Conference 19 selection, both as pitcher and first baseman
- Was 2015 First-Team Class 5A All-State selection as first baseman as senior
- Also was a two-time all-region honoree
- Was 18-9 with two saves during high school career
- Went 3-3 with 53 strikeouts in 35 innings his senior year; also hit .420 with three homers, five doubles and 31 RBI
- Was 9-2 during junior season
- Coached by Matt Lewellen
- Named 2015 Peninsula Sports Club Most Outstanding High School Athlete
- Three-time Grafton High School Athlete of the Year
- Also played four years of basketball (forward) and two seasons of football (QB)
- Averaged 19.5 points and 15 rebounds per game his senior year after averaging 14.2 ppg and 12 rpg his junior season
- Was Conference 19 Player of the Year and First-Team Class 4A All-State his senior year
- Was First-Team All-Conference 19 and an all-region honoree his junior and senior seasons
- Played travel team baseball with EvoShield Canes

PERSONAL

- Parents are Ron and Gigi Sperling
- Born in Santa Maria, Calif.

SPERLING BY THE NUMBERS

| Year | ERA | W-L | G-GS | CG | SHO/CBO | SV | IP | H | R | ER | BB | K | BAA | WP | HBP | BK |
|--------------|-------------|------------|--------------|----------|------------|----------|-------------|-----------|-----------|-----------|-----------|-----------|-------------|----------|----------|----------|
| 2017 | 7.51 | 3-3 | 15-10 | 0 | 0/0 | 0 | 38.1 | 28 | 35 | 32 | 30 | 44 | .204 | 5 | 4 | 2 |
| TOTAL | 7.51 | 3-3 | 15-10 | 0 | 0/0 | 0 | 38.1 | 28 | 35 | 32 | 30 | 44 | .204 | 5 | 4 | 2 |



ALEX TAPPEN 13

INF • Fr. • 6-2 • 190 • R-R
Lower Gwynedd, Pa.
Wassahickon

WISSAHICKON HIGH SCHOOL

- 2017 Perfect Game Honorable Mention All-American
- Three-time First-Team All-American Conference honoree at third base
- Named team captain his junior and senior years
- Third-Team All-American Conference pick at DH his freshman year (Suburban One League)
- Two-time First-Team All-Southeastern PA selection
- Third-team All-Southeastern PA
- 2017 Perfect Game First Team All-Region
- Coached by John Bernhardt
- Also played four years of basketball (forward) and three years on soccer team (forward); was basketball team captain his junior year

PERSONAL

- Son of Roger and Kathy Tappen
- Has one older sister, Taylor-Morgan, and one younger brother, Jackson
- Grandfather, Harry Tappen, played baseball and football at Thiel College (1959-62)



ANDY WEBER 19

INF • Jr. • 6-1 • 190 • L-R
Aurora, Ohio
Aurora

2017

- Played in 52 games, including 49 starts (all at second base)
- Second on team and fifth in ACC with four triples
- Drove in 43 runs (fourth on team)
- Had big NCAA tournament, going 8-for-11 with three straight multiple-hit games
- Launched first career home run against UNC ace J.B. Bukauskas (3/10); was 3-for-11 with three RBI in UNC series
- Also homered in UVA win over Pitt (4/7)
- Was 5-for-13 in Pitt series
- Was 4-for-10 with three RBI in Notre Dame series
- Hit three doubles and scored three times against George Washington (4/5)

2016

- Played in 33 games, including 26 starts at third base
- Started each of the first 12 games this season at third base
- Had three hits against Towson (3/15) and James Madison (3/22)
- Scored two runs and drove in two against George Washington (4/6)

AURORA HIGH SCHOOL

- Three-time All-Chagrin Valley Conference selection
- Named All-Ohio and Academic All-Ohio his senior year
- Two-time All-Struthers District honoree
- Batted .433 and was team captain as senior
- Holds school career triples record with 10 and helped team turn single-season record 29 double plays
- Led Aurora to first two state final four appearances in program history (2013, '15)
- Led team in RBI his last three years
- Coached by Michael Broncazio
- Earned spot on Academic Honor Roll all four years and named to National Honor Society
- Played travel team baseball with Diamond Boys

PERSONAL

- Parents are Scott and Barb Weber
- Youngest of three siblings; has one brother, John, and one sister, Laura

WEBER BY THE NUMBERS

| Year | Avg. | G-GS | AB | R | H | 2B | 3B | HR | RBI | TB | SLG% | BB | HP | K | GDP | OB% | SF | SH | SB-A | E | FLD% |
|--------------|-------------|--------------|------------|-----------|-----------|-----------|----------|----------|-----------|------------|-------------|-----------|----------|-----------|----------|-------------|----------|-----------|------------|-----------|-------------|
| 2016 | .269 | 33-26 | 93 | 16 | 25 | 3 | 1 | 0 | 11 | 30 | .323 | 6 | 1 | 10 | 1 | .314 | 2 | 4 | 0-0 | 6 | .919 |
| 2017 | .278 | 52-49 | 187 | 35 | 52 | 8 | 4 | 2 | 43 | 74 | .396 | 20 | 4 | 25 | 0 | .349 | 7 | 8 | 4-5 | 8 | .964 |
| TOTAL | .275 | 85-75 | 280 | 51 | 77 | 11 | 5 | 2 | 54 | 104 | .371 | 26 | 5 | 35 | 1 | .338 | 9 | 12 | 4-5 | 14 | .953 |



JACK WEILLER

INF • Jr. • 6-0 • 185 • L-R
Waccabuc, N.Y.
John Jay-Cross River

3

2017

- Redshirt season

2016

- Played in two games off the bench: George Washington (April 6) and North Carolina (April 16)

JOHN JAY-CROSS RIVER HIGH SCHOOL

- Three-time All-New York honoree
- Named to ABCA/Rawlings High School All-Northeast Region Team in 2015
- Three-time All-Section 1 and four-time all-league honoree
- Two-time team captain in baseball and basketball and four-time Scholar-Athlete Award honoree
- Batted .397 with 114 hits, five home runs, eight triples, 26 doubles, 61 RBI and 66 runs in high school career
- Finished career with most wins (66), most playoff games played (16) and most playoff wins (12) in program history
- Coached by Geoff Curtis
- Also a three-year basketball letterwinner (shooting guard)
- Named Honorable Mention All-League his senior year
- Played travel team baseball with Taconic Rangers

PERSONAL

- Parents are Chris and Leslie Weiller
- Has one older sister, Allie

WEILLER BY THE NUMBERS

| Year | Avg. | G-GS | AB | R | H | 2B | 3B | HR | RBI | TB | SLG% | BB | HP | K | GDP | OB% | SF | SH | SB-A | E | FLD% |
|--------------|-------------|------------|----------|----------|----------|----------|----------|----------|----------|----------|-------------|----------|----------|----------|----------|-------------|----------|----------|------------|----------|--------------|
| 2016 | .000 | 2-0 | 2 | 0 | 0 | 0 | 0 | 0 | 0 | 0 | .000 | 0 | 0 | 0 | 0 | .000 | 0 | 0 | 0-0 | 0 | 1.000 |
| 2017 | DNP | | | | | | | | | | | | | | | | | | | | |
| TOTAL | .000 | 2-0 | 2 | 0 | 0 | 0 | 0 | 0 | 0 | 0 | .000 | 0 | 0 | 0 | 0 | .000 | 0 | 0 | 0-0 | 0 | 1.000 |



KYLE WHITTEN

RHP • Fr. • 6-3 • 190 • R-R
Manassas Va.
Osborn Park

38

OSBOURN HIGH SCHOOL

- Named First-Team All-State after his senior season in 2017
- Three-time All-County and All-Conference 8 selection
- Was First-Team All-Region pick his junior and senior seasons
- Was 5-2 with 1.94 ERA, 73 strikeouts in 47 innings his senior year
- Also batted .451 with one home run in 2017
- Four-year varsity letterman and three-year team captain
- Named team MVP his senior year
- Coached by Jack Ferrick
- Four-year academic letterman and scholar-athlete

PERSONAL

- Son of Ron and Kim Whitten
- Has one older sister, Taylor
- Father player baseball at UVA-Wise



RILEY WILSON

LHP • Sr. • 6-0 • 180 • L-L
Midlothian, Va.
Cosby

15

2017

- Pitched 12 times out of bullpen, including five in ACC play
- Fired two scoreless innings to close out win at Georgia Tech (5/19)
- Worked career-best 3 2/3 innings and struck out career-high six batters in UVA's win over Old Dominion (4/4)
- Tossed scoreless inning with two strikeouts at North Carolina (3/11)
- After missing first two seasons with injuries, he made his UVA debut on Feb. 26 with back-to-back strikeouts against Rutgers

2016

- Did not see game action

2015

- Redshirt season

COSBY HIGH SCHOOL

- First-team all-conference outfield and second-team pitcher honoree as senior
- Earned second-team all-region (outfield) and all-metro (pitcher) honors as senior
- Also earned all-district and all-region honors at DH as junior
- Went 7-0 with 1.24 ERA and 60 strikeouts in 45 innings his senior; also batted .386 with home run and 15 RBI
- Coached by Tim Lowery

PERSONAL

- Parents are Philip and Linda Wilson
- Has one brother, Tyler, who played at Virginia from 2008-11 and pitched for Baltimore Orioles from 2015-17. He is currently playing professionally in South Korea.

WILSON BY THE NUMBERS

| Year | ERA | W-L | G-GS | CG | SHO/CBO | SV | IP | H | R | ER | BB | K | BAA | WP | HBP | BK |
|--------------|-------------|------------|-------------|----------|------------|----------|-------------|-----------|-----------|----------|-----------|-----------|-------------|----------|----------|----------|
| 2017 | 5.52 | 0-1 | 12-0 | 0 | 0/1 | 0 | 14.2 | 16 | 12 | 9 | 11 | 21 | .258 | 2 | 4 | 0 |
| TOTAL | 5.52 | 0-1 | 12-0 | 0 | 0/1 | 0 | 14.2 | 16 | 12 | 9 | 11 | 21 | .258 | 2 | 4 | 0 |

2017 SEASON IN REVIEW

UVA wins 43 games, plays in 14th straight NCAA Tournament

CAVALIERS REACH 14TH STRAIGHT NCAA TOURNAMENT

- Virginia played in its 17th NCAA tournament all-time, including its 14th straight under Brian O'Connor.
- UVA is one of just four schools to reach the NCAA tournament in each of the last 14 years.
- The Cavaliers won 40+ games for the 11th time in the last 14 years.

O'CONNOR WINS 600TH GAME

- Virginia head coach Brian O'Connor won his 600th career game on Feb. 21 with a 9-7 victory over VMI.
- O'Connor, already the winningest coach in UVA history, is 639-239-2 in 14 seasons as head coach.

ACC'S TOP OFFENSE

- Virginia scored 7.6 runs per game, the most in the Atlantic Coast Conference and 10th most nationally.
- For the first time since 2013, Virginia led the conference in batting by posting a .321 average. It marked the third time since 2009 the Cavaliers have led the league in hitting. Virginia has been ranked in the top-three in every year but two since the 2009 season.

EMERGENCE OF ADAM HASELEY

- Junior Adam Haseley served as UVA's offensive catalyst, leading the team in batting average (.391), runs (68), hits (87), doubles (16), home runs (14), slugging percentage (.659) and on-base percentage (.491)
- Haseley, the ACC batting champion, was just the third player under O'Connor to bat over .400 for the regular season.
- The junior reached safely in 57 of his 58 games, including 40-straight to end his career, the longest streak by a UVA player since 2009.
- He was a finalist for the Golden Spikes Award and was listed on the John Olerud Two-Way Player of the Year watch list.

RED-HOT START

- Virginia started out the season winning its first 10 games and 12 of its first 13.
- After coming away with wins against Liberty, The Citadel and Kansas in Charleston, S.C., Virginia returned home to win its next six games at Davenport Field.
- In the first non-conference series of the year, Virginia swept Rutgers, out-scoring the Scarlet Knights, 37-9 in three games.

PLAYING THE SPEED GAME

- Led by outfielder Jake McCarthy, the Cavaliers were third in the conference with 77 stolen bases.
- It marked the most bags swiped since 2010 when Virginia stole 90 bases.
- McCarthy was successful in 27 of his 29 attempts, leading the ACC and ranking 10th in the country.

SIX PICK UP ALL-ACC HONORS

- Adam Haseley (OF) and Pavin Smith (1B) each earned first-team All-ACC honors, while Cameron Simmons (OF) nabbed second-team laurels.
- Robbie Coman (C), Ernie Clement (SS) and Tommy Doyle (RP) notched third-team All-ACC honors.
- It marked the sixth time since 2009 that Virginia had 5 or more members earn All-ACC honors.
- Smith and Clement were both second-team honorees in 2016.
- Noah Murdock (P) was an All-Freshman Team honoree.

NATIONAL BATTING SUPERLATIVES

- The Cavaliers finished the season ranked 5th in the country in batting average (.321)
- UVA finished in the top-20 in scoring (10th) runs (14th) and hits (15th)
- Adam Haseley batted a career-best, .390, the ninth highest average in the country. His .491 on-base percentage was the eighth-highest in the NCAA.
- Pavin Smith set the school record for RBIs with 77, the fifth-highest total in the nation.
- Jake McCarthy's seven triples were one shy of a program mark and the seventh most in the country.

CAVALIERS POWER SURGE

- UVA hit 61 home runs, tied for the most in the Brian O'Connor era and tied for third most in program history.
- The Cavaliers matched the top home run season under O'Connor, which first occurred in 2010 and came with the old bats.



Adam Haseley



Pavin Smith

- Adam Haseley finished tenth in the ACC with 14 home runs, while Pavin Smith tied for 12th with a 13.
- UVA put together a streak of 10-straight games with at least one home run March 26-April 10. (longest since 11-game stretch from Feb. 28-March 15, 1998).

DAVENPORT - THE PLACE TO BE

- Virginia drew a total of 107,202 to Davenport Field in 2017, passing the 100,000 mark for the seventh time in eight years.
- The Cavaliers averaged 3,248 fans per game, surpassing the 3,000 mark for the eighth-straight year. Nationally, Virginia ranked 19th in the country, finishing in the top-20 for the last eight years.

BACK-TO-BACK TOP-10 PICKS

- In the 2017 MLB Draft, Virginia had six players selected, including two in the top-10 of the first round.
- Juniors Pavin Smith (Diamondbacks) and Adam Haseley (Phillies) went back-to-back, after being selected seventh and eighth overall, respectively.
- Smith and Haseley were the first set of position players from the same college to be selected in the top 10 of an MLB Draft since Oklahoma State's Monty Fariss and Robin Ventura in 1988.
- UVA is one of just two college programs to boast a first-round draft pick in each of the last four seasons.
- Tommy Doyle was taken in the competitive B portion of the second round (70th overall) by the Colorado Rockies.
- A total of four Cavaliers were taken in the first four rounds with Ernie Clement selected in the fourth round by the Indians and Alec Bettinger in the 10th round by the Brewers. Junior Bennett Sousa (34th round - Nationals) opted to come back to Virginia for his senior year.
- Seventy-five UVA players have been selected in the MLB Draft since the current coaching staff took over in 2004.

2017 REVIEW AT A GLANCE

Overall Record: 43-16

ACC Record & Finish: 18-12
(2nd in Coastal Division)

Final National Rankings:
21 (Collegiate Baseball, USA Today)
22 (Baseball America, D1Baseball, NCBWA)

POSTSEASON

ACC Baseball Championship:

- Went 1-1 (lost to Duke, defeated Clemson)

NCAA Tournament:

- Went 1-2 at NCAA Fort Worth Regional (defeated Dallas Baptist, lost to TCU and Dallas Baptist)

ALL-ACC TEAM

First Team

Adam Haseley, outfield
Pavin Smith, first base

Second Team

Cameron Simmons, outfield

Third Team

Ernie Clement, shortstop
Robbie Coman, catcher
Tommy Doyle, relief pitcher

ACC ACADEMIC HONOR ROLL

Will Allocca
Drew Blakely
Charlie Cody
Robbie Coman
Tommy Doyle
Chesdin Harrington
Jack Roberts

ALL-ACC ACADEMIC BASEBALL TEAM

Robbie Coman
Tommy Doyle
Chesdin Harrington

ACC PLAYER OF THE WEEK

Pavin Smith, April 10
Jake McCarthy, May 22

ABCA ALL-REGION TEAM

First Team

Adam Haseley, outfield

Second Team

Tommy Doyle, relief pitcher
Pavin Smith, first base

NATIONAL HONORS BY PLAYER

Adam Haseley

- First-Team All-American, Utility/OF (ABCA, Baseball America, D1Baseball)
- Second-Team All-American (Collegiate Baseball, NCBWA, Perfect Game)
- Golden Spikes Award Finalist
- John Olerud Two-Way Player Award Finalist
- Semifinalist for Dick Howser Trophy

Tommy Doyle

- Third-Team All-American (NCBWA)

MAJOR LEAGUE BASEBALL DRAFT

Rd/Selection

1/7 Pavin Smith, 1B, Diamondbacks
1/8 Adam Haseley, OF, Phillies
CBB/70 Tommy Doyle, P, Rockies
4/132 Ernie Clement, INF, Indians
10/294 Alec Bettinger, P, Brewers
34/1033 Bennett Sousa, P, Nationals

MISCELLANEOUS STATS

HITTING STREAKS

| | Longest | Final |
|----------------------|---------|-------|
| 7 Adam Haseley | 15 | 1 |
| 8 Robbie Coman | 12 | 5 |
| 20 Cameron Simmons | 12 | - |
| 4 Ernie Clement | 12 | 1 |
| 10 Pavin Smith | 10 | 1 |
| 5 Caleb Knight | 10 | - |
| 12 Charlie Cody | 8 | 1 |
| 18 Justin Novak | 7 | - |
| 31 Jake McCarthy | 7 | 4 |
| 19 Andy Weber | 5 | 4 |
| 32 Nate Eikhoff | 5 | - |
| 22 Cayman Richardson | 3 | - |
| 2 Drew Blakely | 2 | - |
| 30 Jalen Harrison | 1 | - |
| 55 Cameron Comer | 1 | - |

REACHED BASE STREAKS

| | Longest | Final |
|----------------------|---------|-------|
| 7 Adam Haseley | 40 | 40 |
| 8 Robbie Coman | 26 | 11 |
| 5 Caleb Knight | 14 | - |
| 10 Pavin Smith | 14 | 11 |
| 31 Jake McCarthy | 13 | 4 |
| 20 Cameron Simmons | 13 | 2 |
| 4 Ernie Clement | 12 | 1 |
| 19 Andy Weber | 9 | 4 |
| 12 Charlie Cody | 9 | 3 |
| 18 Justin Novak | 8 | - |
| 32 Nate Eikhoff | 7 | - |
| 22 Cayman Richardson | 6 | - |
| 30 Jalen Harrison | 3 | - |
| 2 Drew Blakely | 2 | 2 |
| 55 Cameron Comer | 2 | 1 |

MULTIPLE-HIT GAMES

| | 2 | 3 | 4 | 5+ | Total |
|------------------|------------|-----------|----------|----------|------------|
| 7 Adam Haseley | 19 | 6 | 2 | - | 27 |
| 20 C. Simmons | 17 | 10 | - | - | 27 |
| 4 Ernie Clement | 21 | 5 | - | - | 26 |
| 10 Pavin Smith | 20 | 4 | 2 | - | 26 |
| 31 Jake McCarthy | 17 | 7 | 1 | - | 25 |
| 8 Robbie Coman | 9 | 4 | 2 | - | 15 |
| 19 Andy Weber | 8 | 4 | - | - | 12 |
| 32 Nate Eikhoff | 9 | 2 | - | - | 11 |
| 5 Caleb Knight | 8 | 3 | - | - | 11 |
| 18 Justin Novak | 7 | 3 | - | - | 10 |
| 12 Charlie Cody | 2 | 1 | - | - | 3 |
| 22 C. Richardson | 1 | - | - | - | 1 |
| 2 Drew Blakely | 1 | - | - | - | 1 |
| TEAM | 139 | 49 | 7 | 0 | 195 |

MULTIPLE RBI GAMES

| | 2 | 3 | 4 | 5+ | Total |
|------------------|-----------|-----------|----------|----------|------------|
| 10 Pavin Smith | 9 | 5 | 2 | 4 | 20 |
| 7 Adam Haseley | 12 | 2 | - | 1 | 15 |
| 20 C. Simmons | 8 | 3 | 2 | 1 | 14 |
| 19 Andy Weber | 8 | 5 | - | - | 13 |
| 31 Jake McCarthy | 6 | 3 | - | - | 9 |
| 8 Robbie Coman | 5 | 2 | 1 | - | 8 |
| 4 Ernie Clement | 4 | 1 | 1 | - | 6 |
| 5 Caleb Knight | 4 | 1 | - | - | 5 |
| 12 Charlie Cody | 3 | 1 | 1 | - | 5 |
| 18 Justin Novak | 3 | - | - | - | 3 |
| 32 Nate Eikhoff | 1 | 1 | - | - | 2 |
| 2 Drew Blakely | 1 | - | - | - | 1 |
| TEAM | 64 | 24 | 7 | 6 | 101 |

2017 RESULTS

RECORD: 43-16 **HOME:** 28-6 **AWAY:** 11-8 **NEUTRAL:** 4-2 **ACC:** 18-12

| Date | Opponent | W/L | Score | R-H-E | R-H-E | Inns | Overall | ACC | Pitcher of Record | Atten. | Time |
|----------------|--------------------|-----|-------|---------|---------|------|---------|---------|-----------------------|--------|------|
| 1 Feb 17, 2017 | vs. Liberty | W | 10-2 | 10-13-0 | 2-8-4 | 9 | 1-0-0 | 0-0-0 | Lynch, D. (W 1-0) | 318 | 2:53 |
| 1 Feb 18, 2017 | at The Citadel | W | 10-6 | 10-14-1 | 6-6-1 | 9 | 2-0-0 | 0-0-0 | Sperling, E. (W 1-0) | 1289 | 3:25 |
| 1 Feb 19, 2017 | vs. Kansas | W | 9-6 | 9-11-2 | 6-10-2 | 9 | 3-0-0 | 0-0-0 | Doyle, T. (W 1-0) | 342 | 3:45 |
| Feb 21, 2017 | VMI | W | 9-7 | 9-11-1 | 7-7-0 | 9 | 4-0-0 | 0-0-0 | Murdock, N. (W 1-0) | 3006 | 3:39 |
| Feb 24, 2017 | RUTGERS | W | 7-3 | 7-12-0 | 3-10-1 | 9 | 5-0-0 | 0-0-0 | Lynch, D. (W 2-0) | 3276 | 3:12 |
| Feb 25, 2017 | RUTGERS | W | 12-4 | 12-15-1 | 4-8-6 | 9 | 6-0-0 | 0-0-0 | Sperling, E. (W 2-0) | 3235 | 3:27 |
| Feb 26, 2017 | RUTGERS | W | 18-2 | 18-11-0 | 2-3-3 | 9 | 7-0-0 | 0-0-0 | Haseley, A. (W 1-0) | 3059 | 2:52 |
| Feb 28, 2017 | WILLIAM & MARY | W | 11-3 | 11-11-1 | 3-7-4 | 9 | 8-0-0 | 0-0-0 | Bettinger, A. (W 1-0) | 2974 | 2:57 |
| Mar 03, 2017 | NIAGARA | W | 5-3 | 5-10-1 | 3-5-0 | 9 | 9-0-0 | 0-0-0 | Lynch, D. (W 3-0) | 2702 | 3:02 |
| Mar 04, 2017 | LA SALLE | W | 12-3 | 12-16-0 | 3-7-1 | 9 | 10-0-0 | 0-0-0 | Sperling, E. (W 3-0) | - | 3:05 |
| Mar 04, 2017 | NIAGARA | L | 5-8 | 5-8-1 | 8-6-0 | 9 | 10-1-0 | 0-0-0 | Murdock, N. (L 1-1) | 3181 | 3:48 |
| Mar 05, 2017 | LA SALLE | W | 18-3 | 18-16-2 | 3-6-3 | 9 | 11-1-0 | 0-0-0 | Haseley, A. (W 2-0) | 2846 | 3:21 |
| Mar 07, 2017 | at George Wash. | W | 7-1 | 7-10-1 | 1-8-1 | 9 | 12-1-0 | 0-0-0 | Casey, D. (W 1-0) | 350 | 3:20 |
| * Mar 10, 2017 | at North Carolina | L | 4-9 | 4-8-2 | 9-13-2 | 9 | 12-2-0 | 0-1-0 | Lynch, D. (L 3-1) | 1012 | 3:29 |
| * Mar 11, 2017 | at North Carolina | W | 2-1 | 2-8-0 | 1-7-1 | 9 | 13-2-0 | 1-1-0 | Haseley, A. (W 4-0) | 1408 | 2:39 |
| * Mar 11, 2017 | at North Carolina | L | 2-12 | 2-9-0 | 12-13-1 | 9 | 13-3-0 | 1-2-0 | Sperling, E. (L 3-1) | 1408 | 3:30 |
| Mar 13, 2017 | MONMOUTH | W | 10-0 | 10-9-0 | 0-3-5 | 9 | 14-3-0 | 1-2-0 | Bettinger, A. (W 1-0) | 2538 | 3:00 |
| * Mar 17, 2017 | at Clemson | W | 2-0 | 2-7-2 | 0-4-0 | 9 | 15-3-0 | 2-2-0 | Lynch, D. (W 4-1) | 3995 | 2:35 |
| * Mar 18, 2017 | at Clemson | L | 6-7 | 6-13-1 | 7-9-1 | 9 | 15-4-0 | 2-3-0 | Sperling, E. (L 3-2) | 4490 | 2:57 |
| * Mar 19, 2017 | at Clemson | L | 1-12 | 1-7-2 | 12-14-0 | 9 | 15-5-0 | 2-4-0 | Haseley, A. (L 3-1) | 4526 | 3:42 |
| Mar 21, 2017 | TOWSON | W | 3-2 | 3-8-0 | 2-7-1 | 9 | 16-5-0 | 2-4-0 | Casey, D. (W 2-0) | 2659 | 2:25 |
| Mar 22, 2017 | TOWSON | W | 8-4 | 8-6-2 | 4-2-3 | 9 | 17-5-0 | 2-4-0 | Harrington (W 1-0) | 2644 | 3:03 |
| * Mar 24, 2017 | DUKE | L | 3-19 | 3-8-1 | 19-26-1 | 9 | 17-6-0 | 2-5-0 | Lynch, D. (L 4-2) | 3175 | 3:26 |
| * Mar 25, 2017 | DUKE | W | 13-6 | 13-20-1 | 6-6-0 | 9 | 18-6-0 | 3-5-0 | Bettinger, A. (W 3-0) | 3961 | 3:27 |
| * Mar 26, 2017 | DUKE | W | 13-6 | 13-14-0 | 6-13-0 | 9 | 19-6-0 | 4-5-0 | Haseley, A. (W 4-1) | 3173 | 3:13 |
| Mar 29, 2017 | at VCU | W | 4-2 | 4-9-2 | 2-8-2 | 9 | 20-6-0 | 4-5-0 | Sousa, B. (W 1-0) | 4024 | 3:30 |
| * Mar 31, 2017 | LOUISVILLE | L | 2-5 | 2-8-0 | 5-7-1 | 9 | 20-7-0 | 4-6-0 | Harrington (L 1-1) | 2928 | 3:19 |
| * Apr 01, 2017 | LOUISVILLE | W | 11-2 | 11-12-0 | 2-6-3 | 9 | 21-7-0 | 5-6-0 | Bettinger, A. (W 4-0) | 3832 | 3:36 |
| * Apr 02, 2017 | LOUISVILLE | L | 3-4 | 3-9-4 | 4-7-0 | 9 | 21-8-0 | 5-7-0 | Doyle, T. (L 1-1) | 3736 | 3:20 |
| Apr 04, 2017 | OLD DOMINION | W | 18-5 | 18-18-2 | 5-7-0 | 9 | 22-8-0 | 5-7-0 | Harrington (W 2-1) | 2934 | 3:17 |
| Apr 05, 2017 | GEORGE WASH. | W | 11-1 | 11-15-1 | 1-8-0 | 9 | 23-8-0 | 5-7-0 | Lynch, D. (W 5-2) | 2702 | 2:48 |
| * Apr 07, 2017 | PITTSBURGH | W | 12-1 | 12-17-0 | 1-3-4 | 9 | 24-8-0 | 6-7-0 | Casey, D. (W 3-0) | 2962 | 2:55 |
| * Apr 08, 2017 | PITTSBURGH | W | 5-2 | 5-8-0 | 2-4-2 | 9 | 25-8-0 | 7-7-0 | Bettinger, A. (W 5-0) | 3626 | 3:03 |
| * Apr 09, 2017 | PITTSBURGH | W | 4-3 | 4-10-1 | 3-4-1 | 9 | 26-8-0 | 8-7-0 | Haseley, A. (W 5-1) | 3704 | 2:32 |
| Apr 11, 2017 | VCU | W | 9-4 | 9-14-1 | 4-5-1 | 9 | 27-8-0 | 8-7-0 | Harrington (W 3-1) | 3422 | 3:15 |
| * Apr 13, 2017 | at Virginia Tech | W | 10-9 | 10-17-0 | 9-14-0 | 9 | 28-8-0 | 9-7-0 | Bettinger, A. (W 6-0) | 1251 | 4:15 |
| * Apr 14, 2017 | at Virginia Tech | W | 3-2 | 3-10-1 | 2-7-2 | (10) | 29-8-0 | 10-7-0 | Sousa, B. (W 2-0) | 1823 | 3:38 |
| * Apr 15, 2017 | at Virginia Tech | L | 5-7 | 5-11-2 | 7-8-2 | 9 | 29-9-0 | 10-8-0 | Wilson, R. (L 0-1) | 1024 | 3:12 |
| Apr 18, 2017 | LONGWOOD | W | 13-2 | 13-12-2 | 2-2-1 | 9 | 30-9-0 | 10-8-0 | Sousa, B. (W 3-0) | 2899 | 3:18 |
| Apr 19, 2017 | JAMES MADISON | W | 7-2 | 7-6-0 | 2-6-2 | 9 | 31-9-0 | 10-8-0 | Lynch, D. (W 6-2) | 3126 | 2:54 |
| * Apr 21, 2017 | NOTRE DAME | W | 14-4 | 14-17-1 | 4-9-2 | 9 | 32-9-0 | 11-8-0 | Haseley, A. (W 6-1) | 3317 | 3:12 |
| * Apr 21, 2017 | NOTRE DAME | L | 2-8 | 2-7-3 | 8-10-0 | 9 | 32-10-0 | 11-9-0 | Casey, D. (L 3-1) | 3272 | 3:05 |
| * Apr 22, 2017 | NOTRE DAME | W | 9-0 | 9-13-1 | 0-5-2 | 9 | 33-10-0 | 12-9-0 | Murdock, N. (W 2-1) | 3127 | 2:50 |
| * Apr 28, 2017 | at Florida State | L | 4-6 | 4-7-0 | 6-7-1 | 9 | 33-11-0 | 12-10-0 | Harrington (L 3-2) | 4021 | 2:52 |
| * Apr 29, 2017 | at Florida State | W | 8-0 | 8-16-2 | 0-2-2 | 9 | 34-11-0 | 13-10-0 | Murdock, N. (W 3-1) | 4171 | 3:25 |
| * Apr 30, 2017 | at Florida State | W | 7-5 | 7-13-0 | 5-6-0 | 9 | 35-11-0 | 14-10-0 | Haseley, A. (W 7-1) | 4133 | 3:21 |
| May 02, 2017 | LIBERTY | W | 8-7 | 8-14-0 | 7-12-0 | 9 | 36-11-0 | 14-10-0 | Bettinger, A. (W 7-0) | 3539 | 3:35 |
| * May 13, 2017 | MIAMI | L | 1-5 | 1-3-0 | 5-7-0 | 9 | 36-12-0 | 14-11-0 | Lynch, D. (L 6-3) | 3669 | 2:39 |
| * May 13, 2017 | MIAMI | W | 13-6 | 13-10-1 | 6-9-0 | 9 | 37-12-0 | 15-11-0 | Bettinger, A. (W 8-0) | 4129 | 3:52 |
| * May 14, 2017 | MIAMI | W | 7-4 | 7-8-2 | 4-9-2 | 9 | 38-12-0 | 16-11-0 | Doyle, T. (W 2-1) | 4211 | 3:27 |
| May 16, 2017 | RICHMOND | W | 8-3 | 8-13-0 | 3-9-0 | 9 | 39-12-0 | 16-11-0 | Donahue, G. (W 1-0) | 3638 | 3:23 |
| * May 18, 2017 | at Georgia Tech | L | 7-14 | 7-12-3 | 14-14-0 | 9 | 39-13-0 | 16-12-0 | Lynch, D. (L 6-4) | 938 | 3:27 |
| * May 19, 2017 | at Georgia Tech | W | 16-3 | 16-19-0 | 3-4-2 | 9 | 40-13-0 | 17-12-0 | Casey, D. (W 4-1) | 1129 | 3:15 |
| * May 20, 2017 | at Georgia Tech | W | 10-9 | 10-11-0 | 9-12-1 | 9 | 41-13-0 | 18-12-0 | Doyle, T. (W 3-1) | 1311 | 3:30 |
| 2 May 25, 2017 | vs. Duke | L | 3-4 | 3-6-2 | 4-8-0 | 9 | 41-14-0 | 18-12-0 | Casey, D. (L 4-2) | 2709 | 2:59 |
| 2 May 26, 2017 | vs. Clemson | W | 10-2 | 10-15-1 | 2-6-2 | 9 | 42-14-0 | 18-12-0 | Lynch, D. (W 7-4) | 598 | 2:36 |
| 3 Jun 03, 2017 | vs. Dallas Baptist | W | 6-3 | 6-10-0 | 3-7-1 | 9 | 43-14-0 | 18-12-0 | Casey, D. (W 5-2) | 3758 | 2:52 |
| 3 Jun 04, 2017 | at TCU | L | 1-5 | 1-6-2 | 5-6-2 | 9 | 43-15-0 | 18-12-0 | Lynch, D. (L 7-5) | 4133 | 3:28 |
| 3 Jun 05, 2017 | vs. Dallas Baptist | L | 8-11 | 8-11-2 | 11-8-2 | 9 | 43-16-0 | 18-12-0 | Sperling, E. (L 3-3) | 3493 | 4:09 |

* = Conference game

() extra inning game

1 = Charleston, S.C.

2 = ACC Baseball Championship, Louisville, Ky.

3 = NCAA Fort Worth Regional, Fort Worth, Texas

2017 OVERALL STATISTICS

RECORD: 43-16 HOME: 28-6 AWAY: 11-8 NEUTRAL: 4-2 ACC: 18-12

| PLAYER | AVG | GP-GS | AB | R | H | 2B | 3B | HR | RBI | TB | SLG% | BB | HBP | SO | GDP | OB% | SF | SH | SB-ATT | PO | A | E | FLD% |
|----------------------|-------------|--------------|-------------|------------|------------|------------|-----------|-----------|------------|------------|-------------|------------|-----------|------------|-----------|-------------|-----------|-----------|--------------|-------------|------------|-----------|-------------|
| 7 Adam Haseley | .390 | 58-58 | 223 | 68 | 87 | 16 | 1 | 14 | 56 | 147 | .659 | 44 | 1 | 21 | 5 | .491 | 1 | 1 | 10-14 | 112 | 13 | 2 | .984 |
| 20 Cameron Simmons | .352 | 58-56 | 213 | 47 | 75 | 14 | 2 | 9 | 57 | 120 | .563 | 23 | 7 | 40 | 3 | .432 | 0 | 4 | 9-11 | 121 | 4 | 2 | .984 |
| 8 Robbie Coman | .347 | 52-52 | 199 | 28 | 69 | 14 | 0 | 5 | 40 | 98 | .492 | 18 | 5 | 17 | 4 | .402 | 7 | 3 | 3-5 | 216 | 17 | 2 | .991 |
| 10 Pavin Smith | .342 | 59-59 | 228 | 53 | 78 | 11 | 1 | 13 | 77 | 130 | .570 | 38 | 1 | 12 | 2 | .427 | 7 | 0 | 2-2 | 413 | 29 | 4 | .991 |
| 31 Jake McCarthy | .338 | 59-59 | 237 | 57 | 80 | 11 | 7 | 5 | 36 | 120 | .506 | 26 | 11 | 35 | 1 | .425 | 1 | 4 | 27-29 | 117 | 0 | 1 | .992 |
| 4 Ernie Clement | .315 | 58-58 | 254 | 56 | 80 | 5 | 1 | 2 | 34 | 93 | .366 | 13 | 3 | 7 | 5 | .345 | 8 | 7 | 14-16 | 87 | 158 | 16 | .939 |
| 19 Andy Weber | .278 | 52-49 | 187 | 35 | 52 | 8 | 4 | 2 | 43 | 74 | .396 | 20 | 4 | 25 | 0 | .349 | 7 | 8 | 4-5 | 81 | 133 | 8 | .964 |
| ----- | | | | | | | | | | | | | | | | | | | | | | | |
| 5 Caleb Knight | .301 | 42-33 | 113 | 32 | 34 | 5 | 1 | 4 | 20 | 53 | .469 | 27 | 13 | 29 | 2 | .474 | 3 | 1 | 1-2 | 215 | 23 | 3 | .988 |
| 18 Justin Novak | .295 | 44-37 | 129 | 24 | 38 | 9 | 0 | 1 | 14 | 50 | .388 | 13 | 4 | 13 | 2 | .377 | 0 | 5 | 3-3 | 19 | 55 | 5 | .937 |
| 32 Nate Eikhoff | .278 | 46-32 | 126 | 26 | 35 | 7 | 0 | 1 | 15 | 45 | .357 | 12 | 1 | 11 | 3 | .336 | 4 | 11 | 1-1 | 31 | 48 | 7 | .919 |
| 12 Charlie Cody | .254 | 32-18 | 67 | 17 | 17 | 5 | 0 | 4 | 16 | 34 | .507 | 12 | 6 | 12 | 0 | .407 | 1 | 2 | 3-3 | 14 | 1 | 1 | .938 |
| 2 Drew Blakely | .250 | 10-7 | 20 | 2 | 5 | 0 | 0 | 0 | 4 | 5 | .250 | 2 | 1 | 2 | 0 | .348 | 0 | 2 | 0-0 | 51 | 8 | 0 | 1.000 |
| 22 Cayman Richardson | .231 | 19-9 | 39 | 8 | 9 | 0 | 1 | 0 | 2 | 11 | .282 | 3 | 1 | 2 | 4 | .302 | 0 | 2 | 0-0 | 18 | 27 | 4 | .918 |
| 30 Jalen Harrison | .143 | 15-1 | 7 | 5 | 1 | 0 | 0 | 1 | 1 | 4 | .571 | 1 | 2 | 4 | 0 | .400 | 0 | 0 | 0-0 | 3 | 0 | 0 | 1.000 |
| 55 Cameron Comer | .105 | 16-3 | 19 | 1 | 2 | 0 | 0 | 0 | 1 | 2 | .105 | 3 | 0 | 3 | 0 | .227 | 0 | 0 | 0-0 | 48 | 2 | 0 | 1.000 |
| Totals | .321 | 59-59 | 2061 | 459 | 662 | 105 | 18 | 61 | 416 | 986 | .478 | 255 | 60 | 233 | 31 | .405 | 39 | 50 | 77-91 | 1569 | 571 | 58 | .974 |
| Opponents | .232 | 59-59 | 1959 | 279 | 454 | 95 | 3 | 56 | 257 | 723 | .369 | 234 | 45 | 483 | 43 | .326 | 12 | 20 | 31-43 | 1504 | 629 | 81 | .963 |

LOB - Team (505), Opp (422). DPs turned - Team (49), Opp (39). CI - Team (0), Opp (3).

| PLAYER | ERA | W-L | APP | GS | CG | SHO/CBO | SV | IP | H | R | ER | BB | SO | 2B | 3B | HR | AB | B/AVG | WP | HBP | BK | SFA | SHA |
|-----------------------|-------------|--------------|-----------|-----------|----------|------------|-----------|--------------|------------|------------|------------|------------|------------|------------|-----------|-----------|-------------|-------------|-----------|-----------|----------|-----------|-----------|
| 13 Alec Bettinger | 2.43 | 8-0 | 21 | 0 | 0 | 0/4 | 1 | 63.0 | 38 | 20 | 17 | 31 | 71 | 4 | 0 | 5 | 224 | .170 | 7 | 2 | 3 | 1 | 0 |
| 7 Adam Haseley | 3.58 | 7-1 | 11 | 11 | 0 | 0/0 | 0 | 65.1 | 58 | 30 | 26 | 18 | 53 | 9 | 0 | 11 | 242 | .240 | 1 | 6 | 0 | 1 | 4 |
| 14 Derek Casey | 3.79 | 5-2 | 14 | 14 | 0 | 0/1 | 0 | 71.1 | 68 | 33 | 30 | 21 | 58 | 15 | 0 | 9 | 275 | .247 | 3 | 7 | 0 | 0 | 1 |
| 9 Daniel Lynch | 5.00 | 7-5 | 14 | 14 | 1 | 0/1 | 0 | 77.1 | 86 | 52 | 43 | 29 | 45 | 19 | 0 | 7 | 306 | .281 | 2 | 1 | 0 | 2 | 6 |
| ----- | | | | | | | | | | | | | | | | | | | | | | | |
| 37 Teddy Paisley | 0.00 | 0-0 | 1 | 0 | 0 | 0/0 | 0 | 0.1 | 0 | 0 | 0 | 0 | 0 | 0 | 0 | 0 | 1 | .000 | 0 | 0 | 0 | 0 | 0 |
| 16 Tommy Doyle | 1.87 | 3-1 | 23 | 0 | 0 | 0/1 | 14 | 33.2 | 28 | 8 | 7 | 10 | 38 | 6 | 0 | 2 | 123 | .228 | 6 | 2 | 0 | 0 | 4 |
| 27 Chesdin Harrington | 2.41 | 3-2 | 18 | 2 | 0 | 0/0 | 0 | 37.1 | 21 | 10 | 10 | 12 | 38 | 5 | 0 | 4 | 131 | .160 | 5 | 3 | 0 | 1 | 1 |
| 28 Noah Murdock | 3.32 | 3-1 | 11 | 7 | 0 | 0/2 | 0 | 38.0 | 30 | 14 | 14 | 20 | 21 | 6 | 2 | 2 | 137 | .219 | 1 | 6 | 0 | 2 | 1 |
| 23 Grant Donahue | 3.86 | 1-0 | 12 | 0 | 0 | 0/0 | 0 | 14.0 | 13 | 8 | 6 | 8 | 13 | 3 | 0 | 0 | 53 | .245 | 3 | 3 | 0 | 0 | 0 |
| 11 Bennett Sousa | 4.09 | 3-0 | 24 | 0 | 0 | 0/0 | 0 | 33.0 | 25 | 24 | 15 | 15 | 44 | 6 | 0 | 5 | 119 | .210 | 3 | 3 | 0 | 1 | 2 |
| 15 Riley Wilson | 5.52 | 0-1 | 12 | 0 | 0 | 0/1 | 0 | 14.2 | 16 | 12 | 9 | 11 | 21 | 6 | 1 | 3 | 62 | .258 | 2 | 4 | 0 | 0 | 0 |
| 21 Bobby Nicholson | 6.28 | 0-0 | 10 | 1 | 0 | 0/0 | 0 | 14.1 | 16 | 10 | 10 | 10 | 13 | 3 | 0 | 0 | 56 | .286 | 2 | 2 | 0 | 0 | 0 |
| 17 Jack Roberts | 7.04 | 0-0 | 15 | 0 | 0 | 0/0 | 0 | 15.1 | 14 | 13 | 12 | 14 | 21 | 3 | 0 | 2 | 59 | .237 | 4 | 1 | 0 | 1 | 0 |
| 34 Evan Sperling | 7.51 | 3-3 | 15 | 10 | 0 | 0/0 | 0 | 38.1 | 28 | 35 | 32 | 30 | 44 | 7 | 0 | 4 | 137 | .204 | 5 | 4 | 2 | 2 | 1 |
| 53 Tyler Shambora | 10.50 | 0-0 | 6 | 0 | 0 | 0/0 | 0 | 6.0 | 10 | 7 | 7 | 3 | 2 | 3 | 0 | 1 | 28 | .357 | 0 | 0 | 0 | 1 | 0 |
| 33 Jackson Tedder | 27.00 | 0-0 | 2 | 0 | 0 | 0/0 | 0 | 1.0 | 3 | 3 | 3 | 2 | 1 | 0 | 0 | 1 | 6 | .500 | 0 | 1 | 0 | 0 | 0 |
| Totals | 4.10 | 43-16 | 59 | 59 | 1 | 4/4 | 15 | 523.0 | 454 | 279 | 238 | 234 | 483 | 95 | 3 | 56 | 1959 | .232 | 44 | 45 | 5 | 12 | 20 |
| Opponents | 6.88 | 16-43 | 59 | 59 | 1 | 0/0 | 9 | 501.1 | 662 | 459 | 383 | 255 | 233 | 105 | 18 | 61 | 2061 | .321 | 66 | 60 | 7 | 39 | 50 |

PB - Team (13), Knight, C. 6, Comer, C. 3, Blakely, D. 3, Coman, R. 1, Opp (7). Pickoffs - Team (14), Coman, R. 4, Bettinger, A. 3, Sousa, B. 2, Doyle, T. 1, Casey, D. 1, Harrington 1, Lynch, D. 1, Murdock, N. 1, Opp (9).

2017 CONFERENCE STATISTICS

RECORD: 18-12 HOME: 10-5 AWAY: 8-7

| Player | AVG | GP-GS | AB | R | H | 2B | 3B | HR | RBI | TB | SLG% | BB | HBP | SO | GDP | OB% | SF | SH | SB-ATT | PO | A | E | FLD% |
|----------------------|-------------|--------------|-------------|------------|------------|-----------|----------|-----------|------------|------------|-------------|------------|-----------|------------|-----------|-------------|-----------|-----------|--------------|------------|------------|-----------|-------------|
| 20 Cameron Simmons | .374 | 29-28 | 115 | 23 | 43 | 7 | 1 | 3 | 27 | 61 | .530 | 6 | 4 | 21 | 1 | .424 | 0 | 1 | 4-6 | 62 | 2 | 1 | .985 |
| 7 Adam Haseley | .371 | 30-30 | 116 | 34 | 43 | 10 | 0 | 7 | 29 | 74 | .638 | 22 | 0 | 11 | 1 | .468 | 1 | 0 | 3-5 | 58 | 10 | 1 | .986 |
| 8 Robbie Coman | .330 | 26-26 | 97 | 14 | 32 | 6 | 0 | 1 | 15 | 41 | .423 | 9 | 2 | 7 | 4 | .384 | 4 | 2 | 1-1 | 84 | 9 | 2 | .979 |
| 31 Jake McCarthy | .314 | 30-30 | 118 | 22 | 37 | 5 | 3 | 4 | 17 | 60 | .508 | 13 | 3 | 23 | 1 | .396 | 0 | 1 | 8-10 | 67 | 0 | 0 | 1.000 |
| 4 Ernie Clement | .310 | 29-29 | 129 | 25 | 40 | 3 | 1 | 0 | 8 | 45 | .349 | 3 | 1 | 5 | 1 | .324 | 3 | 4 | 3-4 | 41 | 78 | 11 | .915 |
| 5 Caleb Knight | .306 | 25-20 | 72 | 18 | 22 | 1 | 1 | 4 | 18 | 37 | .514 | 16 | 4 | 18 | 1 | .442 | 3 | 1 | 1-2 | 146 | 19 | 1 | .994 |
| 10 Pavin Smith | .302 | 30-30 | 116 | 22 | 35 | 6 | 0 | 5 | 30 | 56 | .483 | 22 | 0 | 6 | 2 | .407 | 2 | 0 | 1-1 | 202 | 16 | 2 | .991 |
| 19 Andy Weber | .216 | 29-29 | 111 | 16 | 24 | 1 | 1 | 2 | 19 | 33 | .297 | 9 | 2 | 19 | 0 | .280 | 3 | 8 | 2-3 | 46 | 74 | 4 | .968 |
| ----- | | | | | | | | | | | | | | | | | | | | | | | |
| 18 Justin Novak | .333 | 22-18 | 69 | 10 | 23 | 5 | 0 | 1 | 6 | 31 | .449 | 4 | 2 | 7 | 1 | .387 | 0 | 2 | 1-1 | 8 | 26 | 0 | 1.000 |
| 12 Charlie Cody | .297 | 17-9 | 37 | 7 | 11 | 3 | 0 | 3 | 5 | 23 | .622 | 5 | 3 | 6 | 0 | .422 | 0 | 0 | 0-0 | 9 | 1 | 1 | .909 |
| 32 Nate Eikhoff | .266 | 21-16 | 64 | 6 | 17 | 2 | 0 | 1 | 7 | 22 | .344 | 3 | 0 | 7 | 0 | .294 | 1 | 4 | 0-0 | 25 | 26 | 5 | .911 |
| 2 Drew Blakely | .250 | 4-4 | 8 | 1 | 2 | 0 | 0 | 0 | 0 | 2 | .250 | 0 | 1 | 1 | 0 | .333 | 0 | 0 | 0-0 | 21 | 2 | 0 | 1.000 |
| 22 Cayman Richardson | .250 | 6-1 | 8 | 0 | 2 | 0 | 0 | 0 | 0 | 2 | .250 | 1 | 0 | 0 | 1 | .333 | 0 | 0 | 0-0 | 2 | 2 | 0 | 1.000 |
| 55 Cameron Comer | .250 | 7-0 | 4 | 0 | 1 | 0 | 0 | 0 | 0 | 1 | .250 | 2 | 0 | 0 | 0 | .500 | 0 | 0 | 0-0 | 7 | 0 | 0 | 1.000 |
| 30 Jalen Harrison | .000 | 7-0 | 3 | 1 | 0 | 0 | 0 | 0 | 0 | 0 | .000 | 0 | 0 | 2 | 0 | .000 | 0 | 0 | 0-0 | 1 | 0 | 0 | 1.000 |
| Totals | .311 | 30-30 | 1067 | 199 | 332 | 49 | 7 | 31 | 181 | 488 | .457 | 115 | 22 | 133 | 13 | .384 | 17 | 23 | 24-33 | 792 | 298 | 30 | .973 |
| Opponents | .256 | 30-30 | 1011 | 171 | 259 | 57 | 2 | 39 | 159 | 437 | .432 | 132 | 21 | 221 | 20 | .352 | 7 | 15 | 21-25 | 783 | 330 | 33 | .971 |

LOB - Team (262), Opp (223). DPs turned - Team (22), Opp (18).

| PLAYER | ERA | W-L | APP | GS | CG | SHO/CBO | SV | IP | H | R | ER | BB | SO | 2B | 3B | HR | AB | B/AVG | WP | HBP | BK | SFA | SHA |
|-----------------------|-------------|--------------|-----------|-----------|----------|------------|----------|--------------|------------|------------|------------|------------|------------|-----------|----------|-----------|-------------|-------------|-----------|-----------|----------|-----------|-----------|
| 28 Noah Murdock | 2.06 | 2-0 | 8 | 6 | 0 | 0/2 | 0 | 35.0 | 24 | 8 | 8 | 17 | 18 | 5 | 1 | 2 | 123 | .195 | 1 | 4 | 0 | 1 | 1 |
| 13 Alec Bettinger | 3.19 | 5-0 | 10 | 0 | 0 | 0/3 | 1 | 36.2 | 24 | 14 | 13 | 18 | 39 | 3 | 0 | 5 | 133 | .180 | 4 | 2 | 0 | 1 | 0 |
| 7 Adam Haseley | 3.91 | 5-1 | 8 | 8 | 0 | 0/0 | 0 | 48.1 | 44 | 22 | 21 | 15 | 37 | 8 | 0 | 9 | 178 | .247 | 1 | 4 | 0 | 1 | 3 |
| 9 Daniel Lynch | 9.00 | 1-4 | 6 | 6 | 0 | 0/1 | 0 | 30.0 | 46 | 35 | 30 | 14 | 16 | 8 | 0 | 6 | 129 | .357 | 0 | 1 | 0 | 1 | 5 |
| ----- | | | | | | | | | | | | | | | | | | | | | | | |
| 23 Grant Donahue | 0.00 | 0-0 | 6 | 0 | 0 | 0/0 | 0 | 8.1 | 6 | 2 | 0 | 2 | 3 | 2 | 0 | 0 | 30 | .200 | 1 | 1 | 0 | 0 | 0 |
| 37 Teddy Paisley | 0.00 | 0-0 | 1 | 0 | 0 | 0/0 | 0 | 0.1 | 0 | 0 | 0 | 0 | 0 | 0 | 0 | 0 | 1 | .000 | 0 | 0 | 0 | 0 | 0 |
| 16 Tommy Doyle | 2.84 | 2-1 | 11 | 0 | 0 | 0/1 | 8 | 19.0 | 18 | 7 | 6 | 7 | 20 | 6 | 0 | 2 | 72 | .250 | 2 | 2 | 0 | 0 | 4 |
| 27 Chesdin Harrington | 3.94 | 0-2 | 8 | 0 | 0 | 0/0 | 0 | 16.0 | 13 | 7 | 7 | 6 | 19 | 4 | 0 | 2 | 58 | .224 | 4 | 2 | 0 | 0 | 0 |
| 21 Bobby Nicholson | 4.15 | 0-0 | 3 | 0 | 0 | 0/0 | 0 | 4.1 | 5 | 2 | 2 | 2 | 2 | 0 | 0 | 18 | .278 | 2 | 1 | 0 | 0 | 0 | |
| 14 Derek Casey | 5.25 | 2-1 | 5 | 5 | 0 | 0/0 | 0 | 24.0 | 22 | 14 | 14 | 16 | 21 | 5 | 0 | 3 | 92 | .239 | 2 | 1 | 0 | 0 | 0 |
| 11 Bennett Sousa | 6.00 | 1-0 | 9 | 0 | 0 | 0/0 | 0 | 15.0 | 16 | 15 | 10 | 9 | 18 | 4 | 0 | 3 | 56 | .286 | 2 | 1 | 0 | 0 | 2 |
| 15 Riley Wilson | 8.44 | 0-1 | 5 | 0 | 0 | 0/0 | 0 | 5.1 | 8 | 8 | 5 | 2 | 4 | 3 | 1 | 1 | 26 | .308 | 0 | 2 | 0 | 0 | 0 |
| 17 Jack Roberts | 12.00 | 0-0 | 7 | 0 | 0 | 0/0 | 0 | 6.0 | 9 | 8 | 8 | 7 | 10 | 2 | 0 | 1 | 27 | .333 | 2 | 0 | 0 | 0 | 0 |
| 34 Evan Sperling | 14.25 | 0-2 | 6 | 5 | 0 | 0/0 | 0 | 12.0 | 14 | 20 | 19 | 14 | 14 | 2 | 0 | 3 | 47 | .298 | 2 | 0 | 2 | 2 | 0 |
| 53 Tyler Shambora | 21.00 | 0-0 | 3 | 0 | 0 | 0/0 | 0 | 3.0 | 8 | 7 | 7 | 3 | 0 | 3 | 0 | 1 | 17 | .471 | 0 | 0 | 0 | 1 | 0 |
| 33 Jackson Tedder | 27.00 | 0-0 | 1 | 0 | 0 | 0/0 | 0 | 0.2 | 2 | 2 | 2 | 0 | 0 | 0 | 0 | 1 | 4 | .500 | 0 | 0 | 0 | 0 | 0 |
| Totals | 5.08 | 18-12 | 30 | 30 | 0 | 3/3 | 9 | 264.0 | 259 | 171 | 149 | 132 | 221 | 57 | 2 | 39 | 1011 | .256 | 23 | 21 | 2 | 7 | 15 |
| Opponents | 5.76 | 12-18 | 30 | 30 | 1 | 0/0 | 5 | 261.0 | 332 | 199 | 167 | 115 | 133 | 49 | 7 | 31 | 1067 | .311 | 31 | 22 | 1 | 17 | 23 |

PB - Team (5), Knight, C. 4, Blakely, D. 1, Opp (2). Pickoffs - Team (9), Coman, R. 3, Sousa, B. 2, Harrington 1, Lynch, D. 1, Murdock, N. 1, Bettinger, A 1, Opp (5).

2017 ACC STANDINGS

| ATLANTIC | ACC | | | | | | OVERALL | | | | | | | |
|----------------|-----|----|------|------|------|------------|---------|----|----|------|------|-------|-------|-----|
| | W | L | T | Pct. | H | R vs. Div. | W | L | T | Pct. | H | R | N | |
| Louisville | 23 | 6 | 0 | .793 | 10-4 | 13-2 | 13-4 | 53 | 12 | 0 | .815 | 34-4 | 14-5 | 5-3 |
| Wake Forest | 19 | 11 | 0 | .633 | 11-4 | 8-7 | 11-7 | 43 | 20 | 0 | .683 | 24-7 | 15-10 | 4-3 |
| Clemson | 17 | 13 | 0 | .567 | 10-5 | 7-8 | 10-8 | 42 | 21 | 0 | .667 | 29-11 | 10-8 | 3-2 |
| NC State | 16 | 14 | 0 | .533 | 10-5 | 6-9 | 7-11 | 36 | 25 | 0 | .590 | 20-11 | 13-10 | 3-4 |
| Florida State | 14 | 14 | 0 | .500 | 6-9 | 8-5 | 11-6 | 46 | 23 | 0 | .667 | 29-13 | 17-10 | 0-0 |
| Boston College | 11 | 19 | 0 | .367 | 7-8 | 4-11 | 8-10 | 25 | 28 | 0 | .472 | 12-8 | 7-16 | 6-4 |
| Notre Dame | 10 | 20 | 0 | .333 | 7-8 | 3-12 | 2-16 | 26 | 32 | 0 | .448 | 18-9 | 4-16 | 4-7 |
| ----- | | | | | | | | | | | | | | |
| COASTAL | | | | | | | | | | | | | | |
| W | L | T | Pct. | H | R | vs. Div. | W | L | T | Pct. | H | R | N | |
| North Carolina | 23 | 7 | 0 | .767 | 11-4 | 12-3 | 12-6 | 49 | 14 | 0 | .778 | 32-10 | 13-3 | 4-1 |
| Virginia | 18 | 12 | 0 | .600 | 12-6 | 10-5 | 12-6 | 43 | 16 | 0 | .729 | 28-6 | 11-8 | 4-2 |
| Miami | 16 | 13 | 0 | .552 | 9-5 | 7-8 | 11-7 | 31 | 27 | 0 | .534 | 23-13 | 9-13 | 0-1 |
| Duke | 12 | 18 | 0 | .400 | 7-8 | 5-10 | 8-10 | 30 | 28 | 0 | .517 | 21-11 | 7-12 | 2-5 |
| Georgia Tech | 11 | 19 | 0 | .367 | 6-9 | 5-10 | 9-9 | 27 | 28 | 0 | .491 | 17-13 | 10-12 | 0-3 |
| Virginia Tech | 9 | 21 | 0 | .300 | 8-7 | 1-14 | 4-14 | 23 | 32 | 0 | .418 | 14-13 | 9-19 | 0-0 |
| Pitt | 9 | 21 | 0 | .300 | 6-9 | 3-12 | 7-11 | 23 | 30 | 0 | .434 | 12-12 | 5-16 | 6-2 |

2017 ACC CHAMPIONSHIP

LOUISVILLE, KY.

Tuesday, May 23

Miami 6, Georgia Tech 5 (13)
 NC State 6, Boston College 1
 Duke 6, Clemson 3

Wednesday, May 24

Florida State 5, Notre Dame 3 (12)

Thursday, May 25

North Carolina 10, Boston College 0 (7)
 Wake Forest 5, Georgia Tech 4
 Duke 4, Virginia 3
 Louisville 10, Notre Dame 3

Friday, May 26

Miami 5, Wake Forest 2
 Virginia 10, Clemson 2
 Florida State 6, Louisville 2
 North Carolina 12, NC State 4

Saturday, May 27 (Semifinals)

Florida State 5, Duke 1
 North Carolina 12, Miami 4

Sunday, May 28 (Championship)

Florida State 7, North Carolina 3



DAVENPORT FIELD AT THE UVA BASEBALL STADIUM

HISTORY

- Stadium underwent complete overhaul after the 2001 season, making it a premier college facility.
- Bermuda grass playing surface – known as Ted Davenport Field – was dedicated April 13, 2002, against Wake Forest in honor of Thomas “Ted” Edward Davenport, former Executive Director and Secretary/Treasurer of Virginia Student Aid Foundation.
- Field was named for Davenport to recognize his dedication to student-athletes and leadership role in fundraising.

STADIUM FACTS

- The stadium seats 5,500 (third largest in the ACC) and includes a canopied grandstand with nearly 3,000 chairback seats encircling the playing surface, left field bleacher seats, grass hillside seating down the left-field line, 140 permanent field level seats equipped with a lounge and seven suites for lease by fans and corporate sponsors.
- Davenport Field went through an 18.6 million extensive expansion project after the 2017 season.

FAN SUPPORT

- Davenport Field welcomed its one millionth fan early in March 2015.
- Virginia has drawn just over 1,000,000 fans since 2009, including over 100,000 fans in seven of the last eight seasons.
- UVA averaged a program-record 3,749 spectators per game in 2014 and has ranked in the top 20 nationally in attendance each of the last eight years.
- Davenport Field provides one of the best home-field advantages in college baseball: UVA is 400-94 (.810) at home since 2004.
- The facility has played host to nine NCAA Regionals (2004, 2006, 2007, 2010, 2011, 2012, 2013, 2014, 2016) and five NCAA Super Regionals (2010, 2011, 2013, 2014, 2015).

JPJ AMENITIES

- The 10,000-square foot academic center in John Paul Jones Arena features a large computer area, writing center and study space, including six private tutor rooms and 23 individual study carrels for all Virginia student-athletes to use.
- Cavalier baseball players utilize an athletes-only dining facility in John Paul Jones Arena with a serving and dining area of more than 7,900-square feet and seating capacity of 325.

DAVENPORT FIELD FACTS AND FIGURES

- Seating Capacity:** 5,025
- Field Dimensions:** 332-370-404-370-332
- Outfield Wall Height:** 6 feet in left and right field; 8 feet from left to right center
- Largest Single-Game Attendance:** 5,074 vs. UNC (April 14, 2012)
- Largest 3-Game Series Attendance:** 14,282 vs. North Carolina (April 18-20, 2014)
- Largest Season Attendance Average:** 3,749 (142,496 total), 2014
- Largest Season Attendance Total:** 142,496, 2014 (38 games)
- Total Attendance:** 1,200,614 (15 seasons)
- Virginia's Overall Record in Facility:** 435-124 (.778)
- Virginia's ACC Record in Facility:** 141-68 (.675)
- Virginia's Record vs. State Opponents in Facility:** 101-18 (.849)
- First Game:** Feb. 16, 2002, vs. Bucknell
- First Night Game:** March 29, 2002, vs. North Carolina
- First Virginia Win:** Feb. 16, 2002, vs. Bucknell (10-3)
- First Virginia Loss:** Feb. 26, 2002, vs. VCU (13-7)
- First ACC Win:** March 15, 2002, vs. No. 1 Florida State (11-10)
- First Win Over Ranked Team:** March 15, 2002, vs. FSU (11-10)

ATTENDANCE AT DAVENPORT FIELD

| Year | Total Att. | Avg. Att. | Dates | Record |
|-----------------|------------------|--------------|------------|----------------|
| 2002 | 15,802 | 632 | 25 | 11-14 |
| 2003 | 16,298 | 582 | 28 | 19-9 |
| 2004 | 45,000 | 1,363 | 33 | 25-8 |
| 2005 | 41,100 | 1,141 | 36 | 31-5 |
| 2006 | 57,685 | 1,559 | 37 | 32-5 |
| 2007 | 65,661 | 1,774 | 37 | 28-9 |
| 2008 | 61,282 | 1,571 | 39 | 31-9 |
| 2009 | 51,473 | 1,513 | 34 | 29-6 |
| 2010 | 125,959 | 3,148 | 40 | 34-7 |
| 2011 | 125,355 | 3,298 | 38 | 35-5 |
| 2012 | 112,281 | 3,208 | 35 | 26-10 |
| 2013 | 124,374 | 3,189 | 39 | 35-5 |
| 2014 | 142,496 | 3,749 | 38 | 34-4 |
| 2015 | 83,825 | 3,644 | 23 | 13-10 |
| 2016 | 132,308 | 3,675 | 36 | 24-12 |
| 2017 | 107,202 | 3,248 | 34 | 28-6 |
| 16 years | 1,307,816 | 2,413 | 542 | 435-124 |

DAVENPORT FIELD AT THE UVA BASEBALL STADIUM

STADIUM FEATURES


- Wall padding and new stadium graphics were installed prior to the start of the 2016 season, including tributes to the 2015 National Championship team.
- A refurbished weight room also was unveiled prior to the 2016 campaign.
- A new outfield club, The Clubhouse, opened for the 2014 season.
- A \$1 million playing surface was installed during the summer of 2012, featuring a new irrigation/drainage system, sand-based field, FieldTurf collar behind home plate and synthetic warning track in foul territory.
- A new video board was unveiled for the 2013 season.
- A \$5 million renovation was completed in 2010, bringing a new clubhouse, opponent and umpire locker rooms, meeting, video and training rooms and hall of fame room as well as renovated indoor batting cages and a spacious weight room.
- Spacious home clubhouse was refurbished in 2010 and includes full-size wooden lockers, lounge area, team meeting and video rooms and kitchen as well as expanded training room and coaches' locker room/lounge.
- The stadium addition brought team meeting and video rooms as well as a Hall of Fame area.
- The climate-controlled indoor hitting and pitching facility includes three full-length batting cages and additional area for hitting drills as well as a regulation clay pitching mound, allowing the team to train during any weather conditions.
- Players can lift in the new Davenport Field weight room with the latest equipment and cardiovascular technology.



NEW FOR THE 2018 SEASON

- A grand entrance to the stadium in right field.
- An expanded concourse down the right field line that extends around the right-field pole toward the scoreboard in right center field.
- A field level club on the first-base side, with permanent 140 field level seats and an interior lounge area.
- Chair back seats along the first-base line.
- A bullpen for the Cavaliers behind the right field wall.
- Seating down the left field line and expanded bleachers in left field, which will add to the general-admission seating capacity.
- Restrooms and concession stands.
- A player development center.
- Offices and meeting space for baseball coaches and staff.
- Virginia's home dugout will be located on the first-base side of the stadium.
- Improvements to the road leading to the stadium and the addition of a sidewalk from Copeley Road to the stadium.
- 1,380 new seats (chair back and field level club).





VIRGINIA BASEBALL HISTORY

PROGRAM HIGHLIGHTS

- 2015 National Champions
- 2,298 wins in 127-year program history
- 17 NCAA tournament appearances, including 14 straight
- Four College World Series appearances (2009, 2011, 2014, 2015)
- Four ACC championships (1972, 1996, 2009, 2011)
- 29 All-America and 70 First-Team All-ACC selections
- Six NCAA regional championships (2009, 2010, 2011, 2013, 2014, 2015)
- 38 former Virginia players have reached the majors, including one member of the Baseball Hall of Fame – Eppa Rixey
- 130 all-time selections in the MLB Draft
- Nine UVA players have competed on USA Baseball national teams



WINNINGEST PROGRAMS OF THE 2010s

| School | Record | Pct. | CWS Apps | National Championships |
|-----------------|-----------|------|----------|------------------------|
| 1. VIRGINIA | 374-135-1 | .734 | 3 | 1 |
| 2. LSU | 378-140-1 | .729 | 3 | 0 |
| 3. Louisville | 374-140 | .728 | 3 | 0 |
| 4. Oregon State | 340-133 | .718 | 2 | 0 |
| 5. TCU | 364-152 | .705 | 4 | 0 |

RECENT EXCELLENCE

THE O'CONNOR ERA (SINCE 2004)


- Virginia is tied with LSU for the most wins in the nation over the last eight years (423).
- UVA has won 639 games since 2004 – an average of more than 45 victories per season.
- UVA has four 50-win seasons: 2010 (51), 2011 (56), 2013 (50) and 2014 (53).
- UVA has recorded at least 38 wins each of the last 14 years, including 11 40-win seasons.
- Every UVA recruiting class since 2005-06 that has completed its eligibility has played in at least one College World Series.



Tyler Cannon

THE TOURNAMENT STREAK

- Virginia has qualified for 14 straight NCAA tournaments.
- UVA is one of four programs nationally to play in each tournament since 2004 and one of seven to play in six of the last nine NCAA Super Regionals.
- Virginia is one of 14 schools in Division I history to have a streak of at least 14 consecutive NCAA tournament appearances.



VIRGINIA BASEBALL HISTORY



NCAA TOURNAMENT SUCCESS

- UVA has won 42 NCAA tournament games since 2009 - fourth most in the nation in that span.

- 12 of the 42 tournament wins since 2009 have come in the College World Series.

- Virginia has earned four national seeds in the NCAA Tournament, including the No. 1 overall seed in 2011.

BRINGING HOME THE HARDWARE

- Virginia has made four College World Series appearances, including two trips to the CWS Finals.

- UVA has won six NCAA Regional and four Super Regional championships since 2009.

- UVA earned the 2010 and 2011 ACC Coastal Division Championships (regular season).

- Virginia has made four appearances in the ACC Championship game, including titles in 2009 and 2011.

NATIONAL RECOGNITION

- UVA reached the No. 1 national ranking in the polls in 2010, 2011, 2014 and 2015.

- Twenty-six Cavaliers have earned All-America selections in the last 14 seasons.

- Brian O'Connor has been named National Coach of the Year on three occasions.



SUCCESS AT NEXT LEVEL

- Seventy-five Cavaliers have been selected in the MLB Draft in the last 14 years.

- Under the current coaching staff, 15 former Cavaliers have reached the big leagues.

- The 15 to reach MLB (in chronological order): Ryan Zimmerman, Mark Reynolds, Joe Koshansky, Brandon Guyer, Mike Ballard, Michael Schwimer, Sean Doolittle, David Adams, Phil Gosselin, Kyle Crockett, Chris Taylor, Jarrett Parker, Tyler Wilson, John Hicks and Derek Fisher.

- Doolittle and Zimmerman each have been named MLB All-Stars.

- Guyer played in the 2016 World Series with the Cleveland Indians

- Fisher and Taylor squared off against each other in the 2017 World Series. Fisher became the 2nd Cavalier to win a World Series



Ryan Zimmerman

FANS FLOCK TO DAVENPORT

- Davenport Field has nearly doubled in seating capacity since opening its doors in 2002; the facility currently seats 5,500.

- Record crowds have flocked to Davenport Field, as UVA ranked among the top 40 nationally in home attendance each the last eight years, including top 20 rankings each of the last seven seasons.

- Virginia's attendance has increased by over 800 percent since 2003.

VIRGINIA BASEBALL BY THE NUMBERS

2,298 All-Time Wins

374 Wins Since 2010
(Second most in the nation)

4 College World Series Appearances

130 MLB Draft Selections

38 Major Leaguers

12 Former Cavaliers Played in MLB in 2017

14 Consecutive NCAA Tournament Appearances

9 Years as NCAA Regional Host Since 2004

4 50-Win Seasons

45 Average Wins Over Last 14 Seasons

9 Top-20 ERA Rankings Over Last 14 Seasons

- UVA drew more than 100,000 fans in seven of the last eight years, including a school-record total (142,496) and average (3,749) attendance in 2014.

PITCHING EXCELLENCE

- UVA routinely has one of the top pitching staffs in the country, with a top-three ERA nationally in six of the last 12 years.

- Virginia ranked No. 1 nationally in ERA in 2011 and earned a No. 2 standing in 2014.

2015 NATIONAL CHAMPIONS

TD AMERITRADE PARK OMAHA; OMAHA, NEB.

A year after falling just short at the CWS Finals, Virginia entered the 2015 NCAA Tournament as a longshot. The Cavaliers banded together though to make a remarkable run to Virginia's first NCAA championship.


The Cavaliers battled through a tumultuous, injury-riddled regular season, and were not a lock to even make the 10-team ACC tournament until winning five of their final six league games – including a series sweep at North Carolina – to punch a ticket to the postseason.

Even then, UVA lost its final three games at the ACC tournament before earning a bid to the NCAA tournament as a No. 3 seed in the Lake Elsinore Regional.

The storybook tournament run turned program stalwarts Brandon Waddell, Josh Sborz, Kenny Towns and Nathan Kirby into legends, but more heroes emerged along the way.

Freshmen Adam Haseley, Ernie Clement and Pavin Smith performed like sage veterans, each coming up with head-turning performances at critical times throughout the tournament. Seldom-used senior Thomas Woodruff had the game of his life in Game 2 of the CWS Finals as UVA staved off elimination.

The long and challenging road led to the ultimate coronation – an Omaha dogpile.



ROSTER

| | | | |
|----|-------------------|--------|-----|
| 2 | John La Prise | INF/OF | Jr. |
| 4 | Ernie Clement | INF | Fr. |
| 5 | Kevin Radford | INF | Sr. |
| 6 | Matt Doughty | RHP | Fr. |
| 7 | Adam Haseley | LHP/OF | Fr. |
| 8 | Robbie Coman | C | Jr. |
| 9 | Kenny Towns | INF | Sr. |
| 10 | Pavin Smith | 1B/OF | Fr. |
| 11 | Bennett Sousa | LHP | Fr. |
| 12 | Charlie Cody | INF/OF | Fr. |
| 13 | Alec Bettinger | RHP | So. |
| 14 | Derek Casey | RHP | Fr. |
| 16 | Tommy Doyle | RHP | Fr. |
| 17 | Jack Roberts | RHP | So. |
| 18 | Justin Novak | INF/C | Fr. |
| 19 | Nathan Kirby | LHP | Jr. |
| 20 | Brandon Waddell | LHP | Jr. |
| 21 | Matt Thaiss | C | So. |
| 22 | Daniel Pinero | INF | So. |
| 23 | Christian Lowry | OF | Fr. |
| 25 | Jack Gerstenmaier | INF | Fr. |
| 27 | Josh Sborz | RHP | Jr. |
| 28 | Kevin Doherty | LHP | Jr. |
| 31 | Joe McCarthy | OF | Jr. |
| 32 | Mark Ostbye | RHP | Fr. |
| 33 | Connor Jones | RHP | So. |
| 34 | Riley Wilson | LHP | Fr. |
| 35 | David Rosenberger | LHP | Jr. |
| 37 | Thomas Woodruff | INF/OF | Sr. |
| 41 | Ben Cassillo | C | Fr. |

Head Coach: Brian O'Connor

Associate Head Coach: Kevin McMullan

Assistant Coach: Karl Kuhn

Assistant Coach: Matt Kirby

Student Assistant: Kevin Arico

NCAA REGIONALS

UVA was sent to California for the Lake Elsinore Regional and took full advantage of its fresh start. The Cavaliers won three straight games, topping Southern California in the opener, 6-1, and San Diego State in the winners' bracket, 3-1, before defeating the Trojans, 14-10 in 11 innings, to advance.

UVA rallied from a 9-5 sixth-inning deficit to force extra innings and then scored five in the 11th inning to outlast the Trojans in a four-hour, 48-minute marathon that concluded at 1:18 a.m. Pacific time.

NCAA SUPER REGIONALS

After Maryland upset top-seeded UCLA in a regional final, UVA went home for an NCAA Super Regional against the Terrapins in Charlottesville. The Cavaliers rallied in consecutive games to punch their ticket to Omaha.

After struggling throughout Game 1 against Maryland starter Mike Shawaryn, Virginia came off the mat to score five runs in the eighth inning to win, 5-3, punctuated by Kevin Doherty's two-out, bases-clearing double.

UVA trailed 4-2 heading to the bottom of the ninth in Game 2, but five straight Cavaliers reached base safely, capped when Ernie Clement hit a walk-off, two-run single to lift UVA to a 5-4 win to send the Cavaliers to Omaha.

COLLEGE WORLD SERIES

JUNE 13 • VIRGINIA 5, ARKANSAS 3

Virginia opened the CWS with a 5-3 win over Arkansas, with Kenny Towns hitting an RBI double with two outs in the eighth inning to break a 3-3 tie.

UVA received timely hitting, with all five runs scoring with two outs; six of UVA's hits came after two were out.

Connor Jones (6 IP) and Josh Sborz (3 IP) combined to scatter seven hits in the win.

Virginia matched a season high by stealing five bases. Daniel Pinero swiped three bases, most by a UVA player in an NCAA tournament game and the first three-stolen base game by a player in the CWS since 2004.

JUNE 15 • VIRGINIA 1, FLORIDA 0

Brandon Waddell and Josh Sborz combined on a two-hit shutout as UVA topped No. 4 national seed Florida to advance to the bracket championship game.

Waddell worked seven innings, allowing two hits and three walks while striking out three to earn the win.

Sborz worked out of a jam in the eighth inning and retired all six batters he faced in recording his 15th save.

UVA scored its lone run in the sixth inning on a Robbie Coman sacrifice fly to plate Matt Thaiss.

JUNE 19 • FLORIDA 10, VIRGINIA 5

Virginia finished with 10 hits as eight starters recorded at least one hit each. Adam Haseley and Daniel Pinero each posted a pair of hits, while Matt Thaiss and Kenny Towns each drove in two runs.

In his first start in nine weeks after suffering a strained left lat muscle on April 17, UVA starter Nathan Kirby worked 2 2/3 innings, allowing four runs (three earned), four hits and a walk while striking out one in taking the loss.

Florida starter Logan Shore pitched 6 1/3 innings to earn the win, while the Gators racked up 11 hits, including three from Richie Martin.

JUNE 20 • VIRGINIA 5, FLORIDA 4

Virginia advanced to the CWS Finals as Waddell and Sborz again teamed up to slow the potent Florida offense.

Sborz worked four scoreless innings of relief to earn the win. He allowed three hits and a walk while striking out a pair.

Making his program-record 52nd career start, Waddell worked five innings, allowing four earned runs, six hits and three walks while striking out three.

Kenny Towns doubled and drove in three runs for Virginia. His sacrifice fly in the seventh inning broke a 4-4 deadlock.

Thaiss homered in the first inning as part of a 2-for-3 day.

2015 NATIONAL CHAMPIONS

TD AMERITRADE PARK OMAHA; OMAHA, NEB.

JUNE 22 • VANDERBILT 5, VIRGINIA 1

Vanderbilt starting pitcher Carson Fulmer pitched 7 2/3 innings of two-hit, shutout baseball as Vanderbilt took Game 1 of the CWS Finals, 5-1.

The teams played five shutout innings before Vandy struck for a three-run rally with two outs in the sixth inning against UVA starter Connor Jones, capped by a two-run double by Will Coffey.

Jones worked 6 1/3 innings, allowing four earned runs, seven hits and two walks while striking out six. He suffered his first defeat since April 11.

Pinch hitter Jack Gerstenmaier drove in UVA's lone run with a single in the ninth inning.

JUNE 23 • VIRGINIA 3, VANDERBILT 0

UVA got contributions from some unlikely sources in Game 2 as it forced a winner-take-all championship game.

Freshman starting pitcher Adam Haseley combined with Sborz on a seven-hit shutout.

In just his fifth start of the season and the first since May 24, Haseley worked a career-high five innings, allowing four hits and three walks while striking out one. Sborz worked the final four innings to earn his third win of the CWS.


The bottom of UVA's order – 8-hole hitter Ernie Clement and 9-hole hitter Thomas Woodruff – combined to go 6-for-8 while driving in all three runs in Game 2.

Woodruff had three hits and a pair of RBI. He had recorded 16 career hits in 61 games prior to that contest. Clement also went 3-for-4.

Haseley became the second starting pitcher to also hit leadoff at the CWS (Clemson's Bailey Hendley, 1958).



Josh Sborz



JUNE 24 • VIRGINIA 4, VANDERBILT 2

Virginia rallied from an early 2-0 deficit for a 4-2 win in Game 3 to earn its first national championship.


In his third start in Omaha, Waddell worked seven innings and allowed a pair of first-inning runs to go along with four hits and two walks while striking out a pair.

Waddell buckled down after his first-inning troubles and allowed just three baserunners over his final six frames while retiring the final 11 batters he faced.

Making his first relief outing in over two years, Kirby struck out five batters over two innings to earn his first career save and lock up the championship.

Freshman Pavin Smith drove in UVA's first three runs. He hit a game-tying, two-run homer in the fourth inning and drove in the eventual winning run with a two-out RBI single to score Haseley in the sixth inning.

Towns added an RBI single with two out in the seventh inning to score Haseley.



Kenny Towns



Brandon Waddell

CWS NOTES

- Virginia became the first ACC team to win the NCAA baseball championship since Wake Forest in 1955.
- The NCAA championship was the 23rd in Virginia Athletics history.
- Virginia went 10-2 in the 2015 NCAA Tournament. Seven of the wins were of the come-from-behind variety.
- Sborz was named College World Series Most Outstanding Player. He tied a CWS record by earning three wins at the 2015 CWS.
- Sborz made eight appearances in the NCAA tournament and did not allow an earned run. He did not allow an earned run over the final 27 innings of his UVA career (dating to May 15), including all 13 of his innings in Omaha.
- The Virginia-Vanderbilt finals series was just the third finals rematch in CWS history (USC-Arizona State in 1972-73, Oregon State-North Carolina in 2006-07).
- Virginia was just the the third No. 3 seed or lower to win the CWS Finals since seeding began in 1988 (joining No. 3 Oregon State in 2007 and No. 4 Fresno State in 2008).
- Virginia won all five of Waddell's career CWS starts. He is tied for the fifth-most CWS starts all-time.
- Sborz, Waddell, Clement (2B), Pinero (SS) and Towns (3B) were named to the All-College World Series Team.
- Waddell was named to the CWS All-Tournament Team for the second straight year.
- Virginia was the first team to rally from a two-run deficit in the championship game since Cal State Fullerton in 2004 against Texas.
- UVA was just the third champion to lose the first game of the CWS Finals and then win the last two games (Oregon State 2006, Fresno State 2008).
- The Cavaliers scored the go-ahead run in the fifth inning or later in each of their 10 postseason wins (40 of 57 runs in fifth inning or later).
- In seven CWS games, Virginia recorded 24 two-out hits that resulted in 15 runs.
- Kenny Towns recorded hits in each of the final 10 games in the NCAA tournament.

2009 COLLEGE WORLD SERIES

ROSENBLATT STADIUM; OMAHA, NEB.

Virginia scored its first trip to Omaha by making a magical run through two weekends on the road in NCAA tournament play. The Cavaliers won three games in Irvine, Calif., before heading back across the country to capture a Super Regional in Oxford, Miss.

UVA traveled over 5,700 miles over the course of the tournament en route to its final destination: legendary Rosenblatt Stadium and the College World Series.

NCAA REGIONALS

A week after winning the ACC Championship, Virginia was sent to California for the Irvine Regional, which earned the moniker "The Region of Death." It included top-ranked UC Irvine, reigning national champ Fresno State and San Diego State, which boasted No. 1 draft pick Stephen Strasburg.

In the opener, UVA rode six shutout innings from starter Robert Morey and an early home run by Phil Gosselin off of Strasburg to pull out a 5-1 win over San Diego State.

The great pitching continued the next two nights. Virginia scored a 5-0 win over UC Irvine Saturday behind 7 1/3 shutout innings from freshman starter Danny Hultzen.

The Cavaliers won their first regional championship Sunday as Andrew Carraway fired seven innings of one-run baseball in a 5-1 win over UC Irvine.

NCAA SUPER REGIONALS

Virginia's reward for winning the regional: a trip to Oxford, Miss., to play Ole Miss in front of crowds of 10,000-plus.

Ole Miss rallied in the ninth inning of Game 1 to force extra innings, and walked off on Matt Smith's solo homer in the 12th inning to earn a 4-3 win.

Virginia turned the tables in Game 2, scoring two runs in its final at bat in the bottom of the eighth to pull out a 4-3 victory.

In Game 3, four UVA pitchers combined to scatter seven hits, while the Cavaliers broke a 1-1 tie with three runs in the fifth inning to silence the raucous Ole Miss faithful en route to a 4-1 victory.


COLLEGE WORLD SERIES JUNE 13 • LSU 9, VIRGINIA 5

No. 3 seed LSU pulled away late in a 9-5 win in Virginia's debut at the College World Series.

The Cavaliers racked up 14 hits in the game but left 14 on base which tied a season high.

UVA got 11 of its 14 hits from the 6-9 hitters in its batting order. Nine-hole hitter Keith Werman recorded a career-high four hits. Tyler Cannon and Franco Valdes each added three hits.

UVA took a 4-3 lead in the fifth inning, as Steven Proscia homered to tie the game, and Werman later singled in a run. LSU took the lead for good in the bottom of the inning on a three-run home run from Sean Ochinko.



JUNE 15 • VIRGINIA 7, CAL STATE FULLERTON 5

Virginia claimed its first CWS win by holding off No. 2 seed Cal State Fullerton, 7-5, in an elimination game.

Werman continued his torrid hitting with a pair of hits and a pair of RBI, while Hultzen hit a two-run single in the second inning that broke a 2-2 tie to give UVA the lead for good.

Senior Andrew Carraway, the second of five UVA pitchers, worked 2 2/3 scoreless innings to earn the win.

JUNE 17 • ARKANSAS 4, VIRGINIA 3 (12)

Virginia's stay in Omaha ended with a 4-3 loss to Arkansas in 12 innings. The epic contest lasted four hours, 47 minutes.

Down to their final strike in the ninth inning, the Razorbacks tied the game on a two-run home run by Brett Eibner. They walked off in the 12th inning on a run-scoring double from Andrew Darr.

The Cavaliers had plenty of opportunities throughout the contest, and particularly in the last four innings. UVA left 14 runners on base, including eight over the final four innings.

Proscia and John Hicks each had three hits as Virginia finished with 16 hits.

Hultzen wrapped up his outstanding freshman campaign by tossing 6 1/3 innings, allowing one unearned run and striking out seven.

CWS NOTES

- Shortstop Tyler Cannon was named to the All-College World Series Team after going 6-for-10 with five walks and a .733 on base percentage.
- Werman racked up four hits in UVA's opener against LSU and finished 6-for-10 in the CWS.
- Overall, 63,876 fans witnessed UVA's three CWS games at Rosenblatt, including 24,904 for the Cavaliers' matchup with top-seeded LSU.

ROSTER

| | | | |
|----|-------------------|---------|-------|
| 2 | Keith Werman | INF/C | Fr. |
| 3 | Jarrett Parker | OF | So. |
| 5 | Phil Gosselin | INF | So. |
| 7 | John Barr | OF | So. |
| 8 | John Hicks | C | Fr. |
| 9 | David Coleman | OF | So. |
| 10 | Tyler Cannon | INF | Jr. |
| 11 | Kevin Arico | RHP | So. |
| 12 | Corey Hunt | INF | R-So. |
| 13 | Jared King | INF | Fr. |
| 14 | John Bivens | OF | Jr. |
| 15 | Matt Packer | LHP | Jr. |
| 17 | Shane Halley | OF/RHP | Fr. |
| 18 | Tyler Wilson | RHP | So. |
| 19 | Steven Proscia | INF | Fr. |
| 20 | Sean Lucas | LHP | R-Fr. |
| 21 | Dan Grovatt | OF/P/1B | So. |
| 22 | Robert Morey | RHP | So. |
| 23 | Danny Hultzen | LHP/1B | Fr. |
| 25 | Will Roberts | RHP | Fr. |
| 27 | Tyler Biddix | INF/OF | So. |
| 28 | Chad O'Connor | RHP | Fr. |
| 29 | Scott Silverstein | LHP/1B | Fr. |
| 31 | Justin Thompson | RHP/C | Fr. |
| 33 | Franco Valdes | C | Jr. |
| 34 | Robert Poutier | RHP | Sr. |
| 35 | Steven Kouril | OF | Fr. |
| 37 | Brad Grove | LHP | Fr. |
| 38 | Andrew Carraway | RHP | Sr. |
| 39 | Neal Davis | LHP | Jr. |
| 45 | Will Campbell | C | Sr. |
| 47 | Jeff Lorick | LHP | Jr. |

Head Coach: Brian O'Connor
Associate Head Coach: Kevin McMullan
Assistant Coach: Karl Kuhn
Assistant Coach: Eddie Smith

2011 COLLEGE WORLD SERIES

TD AMERITRADE PARK OMAHA; OMAHA, NEB.

Virginia won a school-record 56 games and earned the No. 1 seed in the NCAA tournament in a memorable 2011 season that was capped with a trip to the College World Series in its first year at TD Ameritrade Park Omaha.

The season may be best remembered for the wild super regional with UC Irvine, capped by Chris Taylor's two-run, walk-off single that catapulted the Cavaliers to their second CWS.

NCAA REGIONALS

UVA cruised through its home regional, blanking Navy, 6-0, before downing St. John's (10-2) and East Carolina (13-1) to win its third straight regional championship.

Will Roberts fired a complete-game, four hitter against Navy, striking out 14 and becoming the first Cavalier to throw a shutout in the NCAA tournament.

Regional MVP Danny Hultzen continued the dominant pitching in UVA's win over St. John's, striking out 12 in seven innings. David Coleman had three hits and knocked in four runs, while Steven Proscia homered, scored three runs and drove in three.

UVA then blasted East Carolina as Tyler Wilson fired 6 1/3 innings of one-run baseball while Chris Taylor had three hits and drove in four runs. The Cavaliers finished with 17 hits.

NCAA SUPER REGIONALS

Virginia and UC Irvine engaged in an epic super regional at Davenport Field, with the Cavaliers staging a dramatic ninth-inning rally in Game 3 to capture the series.

After Hultzen and Cody Winiarski combined on a four-hit shutout in a 6-0 Game 1 win, UC Irvine bounced back to win Game 2, 6-4, rallying from a 3-0 deficit in the sixth inning.

Trailing 2-1 with the bases empty, two outs and two strikes in the ninth inning, UVA got off the mat for the win. Coleman and Jared King singled and Reed Gragnani walked to load the bases before Taylor bounced a single up the middle to score a pair and send the Cavaliers to Omaha.

COLLEGE WORLD SERIES

JUNE 19 • VIRGINIA 4, CALIFORNIA 1

Virginia started the CWS with a 4-1 win over Cal, with Hultzen, Tyler Wilson and Branden Kline combining on a six-hitter. Hultzen worked 6 1/3 shutout innings.

The game was scoreless until the seventh as both teams failed to cash in on their chances. UVA broke through on a John Hicks RBI single and Proscia sac fly in the seventh.

King hit an RBI triple and Keith Werman followed with a run-scoring single in the eighth.

JUNE 21 • SOUTH CAROLINA 7, VIRGINIA 1

No. 4 seed South Carolina scored three runs in the first inning and never trailed in a 7-1 win over Virginia. UVA managed only five hits against USC starter Colby Holmes and relievers John Taylor and Matt Price.

Will Roberts took the loss for Virginia after



allowing six runs (three earned), eight hits and a walk in 3.1 innings. UVA's bullpen limited the Gamecocks to five hits and a run over the final 5.2 innings.

A strength all season, the Cavaliers' defense committed three errors in a sloppy outing.

JUNE 23 • VIRGINIA 8, CALIFORNIA 1

Behind 7 2/3 innings of brilliant work from starter Tyler Wilson, Virginia bounced back and eliminated Cal, 8-1. Wilson allowed just a run and five hits in matching a career-long effort while earning his second win at the CWS.

All nine starters had at least one hit as UVA racked up 11 hits. Werman went 2-for-2 and scored two runs, while Kenny Swab also notched a pair of hits, including a key single which was misplayed into a three-base error that allowed Swab to circle the bases.

Virginia scored four runs in the sixth inning to break out to a 6-0 lead, started by Swab's single and the three-base error by center fielder Darrel Matthews.

JUNE 24 • SOUTH CAROLINA 3, VIRGINIA 2 (13)

South Carolina scored a run on a UVA error in the bottom of the 13th inning to eliminate Virginia, 3-2.

Both teams had a wealth of scoring chances, but in most cases could not capitalize. UVA left 15 runners on base and hit into four double plays, while South Carolina stranded 14 in the four-hour, 25-minute marathon.

Kline worked a season-high five innings from the eighth through 12th innings and evaded multiple problems to hold the Gamecocks scoreless.

Pitching despite being under the weather, Hultzen gutted through three innings and struck out eight of the 10 batters he faced.

CWS NOTES

- Tyler Wilson picked up the win on the mound in both of UVA's victories and allowed two runs in 10 innings.

- Wilson was presented with the Lowe's Senior CLASS Award prior to the June 24 game against South Carolina.

- Keith Werman went 5-for-11 (.455) at the plate, while John Barr led the team with six hits.
- Danny Hultzen made two tremendous starts. He tossed 6 1/3 shutout innings in the opener vs. Cal and then struck out eight of 10 South Carolina batters in three innings while saddled with an illness.

- Over 95,000 fans watched the Cavaliers' four contests in Omaha in 2011, including 25,882 in their final game with South Carolina.

ROSTER

| | | | |
|----|--------------------|---------|-----|
| 2 | Keith Werman | INF | Jr. |
| 3 | Kyle Crockett | LHP | Fr. |
| 4 | Reed Gragnani | INF/OF | So. |
| 5 | Mitchell Shifflett | OF | Fr. |
| 6 | Chris Taylor | INF | So. |
| 7 | John Barr | OF | Sr. |
| 8 | John Hicks | C/1B/OF | Jr. |
| 9 | David Coleman | OF | Sr. |
| 11 | Stephen Bruno | INF | So. |
| 12 | Corey Hunt | RHP/INF | Sr. |
| 13 | Jared King | INF | Jr. |
| 14 | Colin Harrington | INF/OF | So. |
| 15 | Ryan Briggs | RHP | So. |
| 16 | Branden Kline | RHP | So. |
| 17 | Shane Halley | RHP/OF | Jr. |
| 18 | Tyler Wilson | RHP | Sr. |
| 19 | Steven Proscia | INF | Jr. |
| 20 | Ryan Ashooh | LHP | Fr. |
| 21 | Derek Justice | OF | Fr. |
| 22 | Mark Podlas | OF | Fr. |
| 23 | Danny Hultzen | P/1B/OF | Jr. |
| 25 | Will Roberts | RHP | Jr. |
| 27 | Tyler Biddix | INF/OF | Sr. |
| 28 | Chad O'Connor | RHP | So. |
| 29 | Scott Silverstein | LHP | Jr. |
| 30 | Rob Amaro | INF/C | So. |
| 31 | Justin Thompson | RHP | Jr. |
| 32 | Cody Winiarski | RHP | Sr. |
| 34 | Artie Lewicki | RHP | Fr. |
| 35 | Kenny Swab | C/1B/OF | Sr. |
| 39 | Austin Young | RHP | Fr. |
| 43 | Ryan Levine | C/1B | So. |
| 45 | Aaron Stull | LHP | So. |
| 47 | Whit Mayberry | RHP | So. |

Head Coach: Brian O'Connor
Associate Head Coach: Kevin McMullan
Assistant Coach: Karl Kuhn
Assistant Coach: Eddie Smith

2014 COLLEGE WORLD SERIES

TD AMERITRADE PARK OMAHA; OMAHA, NEB. CWS FINALS • NATIONAL RUNNER-UP

Virginia's memorable 2014 season included 53 wins and the program's first trip to the College World Series Finals, but the Cavaliers fell just short of their first national championship in a fantastic three-game CWS Finals series with Vanderbilt.

The No. 3 seed in the NCAA Tournament, the Cavaliers lost just one game in the tournament prior to the CWS Finals.

NCAA REGIONALS

Virginia swept through its home regional at Davenport Field with three decisive wins as UVA surrendered only three runs. After the Cavaliers rolled past Bucknell, 10-1, in the opener, Nathan Kirby and Nick Howard combined on a 2-hit shutout of Arkansas, 3-0, before the Cavaliers blew out the Razorbacks in the championship game, 9-2.

Kirby was named the regional's Most Outstanding Player, five teammates joined him on the all-regional team.

NCAA SUPER REGIONALS

After dropping the first game, 5-4, to Maryland in the Charlottesville Super Regional, Virginia bounced back with a vengeance to claim the final two games to punch its ticket to Omaha.

Maryland starter Jake Stinnett and the Terapins' pitching staff held UVA in check in the opener, but the Cavaliers exploded for seven runs and 17 hits to take Game 2, 7-3.

Virginia continued the offensive fireworks in Game 3, jumping out to a 6-0 lead through three innings while Josh Sborz was masterful on the mound, throwing seven shutout innings. UVA cruised to an 11-2 win to advance.

COLLEGE WORLD SERIES

JUNE 15 • VIRGINIA 2, OLE MISS 1

Mike Papi hit a walk-off double in the ninth inning to score pinch runner Thomas Woodruff as Virginia opened the CWS with a 2-1 win over Ole Miss.

Nathan Kirby (7 IP) and Artie Lewicki (2 IP) combined on a one-hitter – the first one-hitter at the CWS since 1983.

JUNE 17 • VIRGINIA 3, TCU 2 (15)

Virginia advanced to the bracket championship by outlasting TCU 3-2 in 15 innings. The 15-inning contest tied the CWS record for the longest game by innings; it lasted four hours, 51 minutes (fourth longest by time).

After Nate Irving doubled to lead off the bottom of the 15th, Daniel Pinero hit a sac fly with one out to score Woodruff, the pinch runner.

UVA's pitching again was sensational, as Waddell (7 IP), Howard (4 IP), Whit Mayberry (2 IP) and Lewicki (2 IP) scattered nine hits and did not allow a run over the final 13 frames.

JUNE 20-21 • VIRGINIA 4, OLE MISS 1

Virginia advanced to the CWS Finals following a rain-delayed game that spanned two days. The game was suspended after a delay of one hour, 33 minutes on Friday night.



Sborz started the game on Friday night and returned to the mound on Saturday, working five total innings, allowing one unearned run and scattering four hits.

UVA scored three runs in the fourth inning. Howard broke the ACC single-season saves record, pitching a scoreless ninth inning to earn his 20th save.

JUNE 23 • VANDERBILT 9, VIRGINIA 8

Vanderbilt held off a Virginia rally to take Game 1, 9-8. The Commodores scored all nine runs during the third inning, building a 9-2 lead.

Virginia finished the game with 15 hits, while Vanderbilt had six. Brandon Cogswell and Pinero each had three hits, while Brandon Downes was 2-for-4, including a triple.

UVA starter Nathan Kirby was uncharacteristically wild in the third, issuing five walks as Vandy sent 13 batters to the plate. He worked 2 1/3 innings and allowed eight runs (five earned).

UVA's bullpen off Whit Mayberry (3 1/3 IP) and Austin Young (3 IP) held Vandy to one run.

JUNE 24 • VIRGINIA 7, VANDERBILT 2

Behind a complete-game effort from Brandon Waddell, Virginia bounced back with a decisive 7-2 win in Game 2.

In the first nine-inning complete game of his career, Waddell allowed two runs (one earned) on five hits, walking three and striking out five.

UVA piled up 13 hits, as Kenny Towns and Joe McCarthy each went 3-for-5 and the Cavaliers rocked Vandy first-round draft pick Tyler Beede.

JUNE 25 • VANDERBILT 3, VIRGINIA 2

Vanderbilt's John Norwood hit a solo home run in the eighth inning off Howard to break a 2-2 deadlock as the Commodores won the national championship.

Virginia loaded the bases with one out in the bottom of the eighth inning, but failed to score the tying run.

After relieving Sborz in the second inning, Lewicki worked six innings and allowed only one unearned run.

UVA trailed 2-0 before scoring twice in the sixth on a Pinero RBI single and a Vandy error.

CWS NOTES

- Five Cavaliers were named to the All-College World Series Team: Lewicki, Cogswell, Downes, Irving and Waddell.
- In four CWS appearances, Lewicki pitched 13 innings without allowing an earned run.
- Cogswell went 9-for-23 (.391) in the CWS.
- Over 134,000 fans flocked to see UVA's six games in Omaha.

ROSTER

| | | | |
|----|-------------------|---------|-------|
| 2 | John La Prise | INF | So. |
| 3 | Tyler Allen | OF | Fr. |
| 5 | Tony Butler | INF | Fr. |
| 6 | Cameron Tekker | RHP | So. |
| 7 | Brandon Cogswell | INF | Jr. |
| 8 | Robbie Coman | C | So. |
| 9 | Kenny Towns | INF | Jr. |
| 10 | Brandon Downes | OF/C | Jr. |
| 13 | Alec Bettinger | RHP | Fr. |
| 17 | Jack Roberts | RHP | Fr. |
| 18 | Nate Irving | C | Jr. |
| 19 | Nathan Kirby | LHP | So. |
| 20 | Brandon Waddell | LHP | So. |
| 21 | Matt Thaiss | C | Fr. |
| 22 | Daniel Pinero | INF | Fr. |
| 23 | Derek Fisher | OF | Jr. |
| 25 | Adam Bleday | LHP | Fr. |
| 27 | Josh Sborz | RHP | So. |
| 28 | Kevin Doherty | LHP | So. |
| 30 | Connor Jones | RHP | Fr. |
| 31 | Joe McCarthy | OF/1B | So. |
| 33 | Nick Howard | INF/RHP | Jr. |
| 34 | Artie Lewicki | RHP | Sr. |
| 35 | David Rosenberger | LHP | So. |
| 37 | Thomas Woodruff | INF | Jr. |
| 38 | Mike Papi | OF | Jr. |
| 39 | Austin Young | RHP | Sr. |
| 42 | Brett Lisle | LHP | R-So. |
| 43 | Ben Carraway | RHP | Fr. |
| 47 | Whit Mayberry | RHP | R-Sr. |

Head Coach: Brian O'Connor

Associate Head Coach: Kevin McMullan

Assistant Coach: Karl Kuhn

Assistant Coach: Matt Kirby

Student Assistant: Tyler Cannon

NCAA TOURNAMENT HISTORY

| Year | National Seed | Regional Site (Record) | Super Regional (Record) | CWS (Record) | CWS Finish | Head Coach |
|---------------|---------------|-------------------------------|----------------------------|-----------------------------|------------|----------------|
| 1972 | - | Gastonia, N.C. (2-2) | - | - | - | Jim West |
| 1985 | - | Coral Gables, Fla. (1-2) | - | - | - | Dennis Womack |
| 1996 | - | Tuscaloosa, Ala. (3-2) | - | - | - | Dennis Womack |
| 2004 | - | Charlottesville (2-2) | - | - | - | Brian O'Connor |
| 2005 | - | Corvallis, Ore. (0-2) | - | - | - | Brian O'Connor |
| 2006 | - | Charlottesville (1-2) | - | - | - | Brian O'Connor |
| 2007 | - | Charlottesville (2-2) | - | - | - | Brian O'Connor |
| 2008 | - | Fullerton, Calif. (1-2) | - | - | - | Brian O'Connor |
| 2009 | - | Irvine, Calif. (3-0) | at Ole Miss (2-1) | 1-2 | T5th | Brian O'Connor |
| 2010 | 5 | Charlottesville (3-1) | Oklahoma (1-2) | - | - | Brian O'Connor |
| 2011 | 1 | Charlottesville (3-0) | UC Irvine (2-1) | 2-2 | T3rd | Brian O'Connor |
| 2012 | - | Charlottesville (1-2) | - | - | - | Brian O'Connor |
| 2013 | 6 | Charlottesville (3-0) | Mississippi State (0-2) | - | - | Brian O'Connor |
| 2014 | 3 | Charlottesville (3-0) | Maryland (2-1) | 4-2 | Runner-Up | Brian O'Connor |
| 2015 | - | Lake Elsinore, Calif. (3-0) | Maryland (2-0) | 5-2 | CHAMPION | Brian O'Connor |
| 2016 | - | Charlottesville (1-2) | - | - | - | Brian O'Connor |
| 2017 | - | Fort Worth, Texas (1-2) | - | - | - | Brian O'Connor |
| Totals | | 17 appearances (33-23) | 6 appearances (9-7) | 4 appearances (12-8) | | |

TOTAL: 54-38; **Home:** 26-17; **Road:** 4-5; **Neutral:** 24-16

1972 (2-2)

NCAA District III Playoffs Sims Legion Park • Gastonia, N.C.

| | | |
|--------|--------------------|---------|
| June 1 | Richmond..... | W, 18-2 |
| June 2 | Ole Miss..... | W, 9-3 |
| June 2 | South Alabama..... | L, 1-6 |
| June 2 | Ole Miss..... | L, 0-9 |

1985 (1-2)

NCAA Atlantic Regional Mark Light Stadium • Coral Gables, Fla.

| | | |
|--------|-------------------|---------|
| May 24 | Florida..... | W, 14-1 |
| May 25 | Miami (Fla.)..... | L, 6-22 |
| May 26 | Florida..... | L, 2-15 |

1996 (3-2)

NCAA South I Regional Sewell Thomas Stadium • Tuscaloosa, Ala.

| | | |
|--------|-----------------|---------|
| May 23 | Notre Dame..... | L, 1-12 |
| May 24 | Princeton..... | W, 12-2 |
| May 25 | Notre Dame..... | W, 7-1 |
| May 25 | Stetson..... | W, 5-4 |
| May 26 | Alabama..... | L, 8-18 |

2004 (2-2)

NCAA Charlottesville Regional Davenport Field • Charlottesville, Va.

| | | |
|--------|-------------------|--------|
| June 5 | Princeton..... | L, 2-4 |
| June 5 | George Mason..... | W, 7-2 |
| June 6 | Princeton..... | W, 9-0 |
| June 6 | Vanderbilt..... | L, 3-7 |

2005 (0-2)

NCAA Corvallis Regional Goss Stadium • Corvallis, Ore.

| | | |
|--------|-----------------|--------|
| June 3 | St. John's..... | L, 3-5 |
| June 4 | Ohio State..... | L, 1-2 |

2006 (1-2)

NCAA Charlottesville Regional Davenport Field • Charlottesville, Va.

| | | |
|--------|---------------------|---------|
| June 2 | Lehigh..... | W, 11-5 |
| June 3 | South Carolina..... | L, 2-8 |
| June 4 | Evansville..... | L, 4-15 |

2007 (2-2)

NCAA Charlottesville Regional Davenport Field • Charlottesville, Va.

| | | |
|--------|-------------------|-------------|
| June 1 | Lafayette..... | W, 5-1 |
| June 2 | Oregon State..... | W, 7-4 (13) |
| June 4 | Oregon State..... | L, 3-5 |
| June 5 | Oregon State..... | L, 3-7 |

2008 (1-2)

NCAA Fullerton Regional Goodwin Field • Fullerton, Calif.

| | | |
|--------|--------------------------|--------|
| May 30 | UCLA..... | L, 2-3 |
| May 31 | Rider..... | W, 8-2 |
| June 1 | Cal State Fullerton..... | L, 1-4 |

2009 (6-3)

NCAA Irvine Regional Anteater Ballpark • Irvine, Calif.

| | | |
|--------|----------------------|--------|
| May 29 | San Diego State..... | W, 5-1 |
| May 30 | No. 6 UC Irvine..... | W, 5-0 |
| May 31 | No. 6 UC Irvine..... | W, 5-1 |

NCAA Oxford Super Regional Oxford-University Stadium/ Swayze Field • Oxford, Miss.

| | | |
|--------|---------------|-------------|
| June 5 | Ole Miss..... | L, 3-4 (12) |
| June 6 | Ole Miss..... | W, 4-3 |
| June 7 | Ole Miss..... | W, 5-1 |

NCAA College World Series Rosenblatt Stadium • Omaha, Neb.

| | | |
|---------|--------------------------------|-------------|
| June 13 | No. 1 LSU..... | L, 5-9 |
| June 15 | No. 2 Cal State Fullerton..... | W, 7-5 |
| June 17 | Arkansas..... | L, 3-4 (12) |

2010 (4-3) • No. 5 National Seed

NCAA Charlottesville Regional Davenport Field • Charlottesville, Va.

| | | |
|--------|-----------------|---------|
| June 4 | VCU..... | W, 15-4 |
| June 5 | Ole Miss..... | W, 13-7 |
| June 6 | St. John's..... | L, 5-6 |
| June 7 | St. John's..... | W, 5-3 |

NCAA Charlottesville Super Regional Davenport Field • Charlottesville, Va.

| | | |
|---------|---------------|---------|
| June 12 | Oklahoma..... | W, 3-2 |
| June 13 | Oklahoma..... | L, 7-10 |
| June 14 | Oklahoma..... | L, 0-11 |

2011 (7-3) • No. 1 National Seed

NCAA Charlottesville Regional Davenport Field • Charlottesville, Va.

| | | |
|--------|--------------------|---------|
| June 3 | Navy..... | W, 6-0 |
| June 4 | St. John's..... | W, 10-2 |
| June 5 | East Carolina..... | W, 13-1 |

NCAA Charlottesville Super Regional Davenport Field • Charlottesville, Va.

| | | |
|---------|----------------|--------|
| June 11 | UC Irvine..... | W, 6-0 |
| June 12 | UC Irvine..... | L, 4-6 |
| June 13 | UC Irvine..... | W, 3-2 |

NCAA College World Series TD Ameritrade Park Omaha • Omaha, Neb.

| | | |
|---------|---------------------------|-------------|
| June 19 | California..... | W, 6-1 |
| June 21 | No. 4 South Carolina..... | L, 1-7 |
| June 23 | California..... | W, 8-1 |
| June 24 | No. 4 South Carolina..... | L, 2-3 (13) |

2012 (1-2)

NCAA Charlottesville Regional Davenport Field • Charlottesville, Va.

| | | |
|--------|------------------------|--------|
| June 2 | Army..... | W, 9-1 |
| June 3 | Appalachian State..... | L, 5-6 |
| June 3 | Oklahoma..... | L, 4-5 |

2013 (3-2) • No. 6 National Seed

NCAA Charlottesville Regional Davenport Field • Charlottesville, Va.

| | | |
|--------|-----------|---------|
| May 31 | Army..... | W, 2-1 |
| June 1 | Elon..... | W, 2-0 |
| June 2 | Elon..... | W, 11-3 |

NCAA Charlottesville Super Regional Davenport Field • Charlottesville, Va.

| | | |
|--------|------------------------|---------|
| June 8 | Mississippi State..... | L, 6-11 |
| June 9 | Mississippi State..... | L, 5-6 |

2014 (9-3) • No. 3 National Seed

NCAA Charlottesville Regional Davenport Field • Charlottesville, Va.

| | | |
|--------|---------------|---------|
| May 30 | Bucknell..... | W, 10-1 |
| May 31 | Arkansas..... | W, 3-0 |
| June 1 | Arkansas..... | W, 9-2 |

NCAA Charlottesville Super Regional

| | | |
|--------|---------------|---------|
| June 7 | Maryland..... | L, 4-5 |
| June 8 | Maryland..... | W, 7-3 |
| June 9 | Maryland..... | W, 11-2 |

NCAA College World Series TD Ameritrade Park Omaha • Omaha, Neb.

| | | |
|----------|------------------|-------------|
| June 15 | Ole Miss..... | W, 2-1 |
| June 17 | No. 7 TCU..... | W, 3-2 (15) |
| J. 20-21 | Ole Miss..... | W, 4-1 |
| June 23 | Vanderbilt*..... | L, 8-9 |
| June 24 | Vanderbilt*..... | W, 7-2 |
| June 25 | Vanderbilt*..... | L, 2-3 |

2015 (10-2) • NCAA CHAMPIONS

NCAA Lake Elsinore Regional Lake Elsinore Diamond • Lake Elsinore, Calif.

| | | |
|--------|--------------------------|---------------|
| May 29 | Southern California..... | W, 6-1 |
| May 30 | San Diego State..... | W, 3-1 |
| May 31 | Southern California..... | W, 14-10 (11) |

NCAA Charlottesville Super Regional Davenport Field • Charlottesville, Va.

| | | |
|--------|---------------|--------|
| June 5 | Maryland..... | W, 5-3 |
| June 6 | Maryland..... | W, 5-4 |

NCAA College World Series TD Ameritrade Park Omaha • Omaha, Neb.

| | | |
|---------|--------------------|---------|
| June 13 | Arkansas..... | W, 5-3 |
| June 15 | No. 4 Florida..... | W, 1-0 |
| June 19 | No. 4 Florida..... | L, 5-10 |
| June 20 | No. 4 Florida..... | W, 5-4 |
| June 22 | Vanderbilt*..... | L, 1-5 |
| June 23 | Vanderbilt*..... | W, 3-0 |
| June 24 | Vanderbilt*..... | W, 4-2 |

2016 (1-2)

NCAA Charlottesville Regional Davenport Field • Charlottesville, Va.

| | | |
|--------|---------------------|---------|
| June 3 | William & Mary..... | W, 17-4 |
| June 4 | East Carolina..... | L, 6-8 |
| June 5 | William & Mary..... | L, 4-5 |

2017 (1-2)

NCAA Fort Worth Regional Lupton Stadium • Fort Worth, Texas

| | | |
|--------|---------------------|---------|
| June 3 | Dallas Baptist..... | W, 6-3 |
| June 4 | No. 6 TCU..... | L, 1-5 |
| June 5 | Dallas Baptist..... | L, 8-11 |

*denotes CWS Finals

NCAA TOURNAMENT HISTORY

CAREER POSTSEASON RECORDS

BATTING/BASE RUNNING

| | | |
|---------------|------|--|
| Batting Avg.* | .467 | Stephen Bruno (7-15), 2010, '12 |
| Games | 32 | Kenny Towns, 2012-15 |
| Starts | 30 | Kenny Towns, 2012-15 |
| At Bats | 123 | Kenny Towns, 2012-15 |
| Runs | 24 | Daniel Pinero, 2014-16 |
| Hits | 37 | Kenny Towns, 2012-15 |
| Doubles | 9 | Kenny Towns, 2012-15 |
| Triples | 2 | Adam Haseley (2015-17), Brandon Downes (2012-14) |
| Home Runs | 4 | Pavin Smith (2015-17) |
| RBI | 28 | Kenny Towns (2012-15) |
| Total Bases | 50 | Kenny Towns (2012-15) |
| Walks | 21 | Joe McCarthy (2013-15) |
| Int. BB | 2 | 4 players, last by Joe McCarthy (2013-15) |
| HBP | 6 | Joe McCarthy (2013-15) |
| Strikeouts | 18 | Derek Fisher (2012-14) |
| Sac Flies | 4 | Jeremy Farrell (2006-08) |
| Sac Bunts | 11 | Keith Werman (2009-12) |
| Stolen Bases | 4 | Tim Henry (2004-05), Jarrett Parker (2009-10), Daniel Pinero (2014-16) |
| SB Att. | 5 | John Hicks (2009-11) Daniel Pinero (2014-16) |

* minimum 15 AB

PITCHING

| | | |
|-----------------|-------|---|
| ERA^ | 0.51 | Josh Sborz (35 IP, 2013-15) |
| Opp. BA^ | .143 | Nick Howard (13 IP, 2012-14) |
| K/9 IP^ | 13.91 | Craig Zaikov (11 IP, 1996) |
| Wins | 6 | Brandon Waddell Josh Sborz (2013-15) |
| Losses | 3 | Nathan Kirby (2013-15) |
| Saves | 3 | Josh Sborz (2013-15) |
| Apps. | 14 | Josh Sborz (2013-15) |
| Starts | 11 | Brandon Waddell (2013-15) |
| CG | 1 | Seven times |
| Innings | 73.0 | Brandon Waddell (2013-15) |
| Hits | 60 | Brandon Waddell (2013-15) |
| Runs | 25 | Brandon Waddell (2013-15) |
| ER | 19 | Brandon Waddell (2013-15) |
| Walks | 19 | Brandon Waddell (2013-15) |
| Strikeouts | 45 | Brandon Waddell (2013-15) |
| ^ minimum 10 IP | | |

FIELDING

| | | |
|---------|-----|-------------------------|
| Putouts | 153 | Pavin Smith (2015-17) |
| Assists | 84 | Daniel Pinero (2014-16) |
| Errors | 7 | Kenny Towns (2012-15) |
| DP | 14 | Daniel Pinero (2014-15) |
| CS | 7 | Franco Valdes (2008-10) |



Kenny Towns

TEAM SINGLE-GAME POSTSEASON RECORDS

BATTING/BASE RUNNING

| | | |
|-------------|----|--------------------------------------|
| AB | 50 | TCU (CWS), 6/17/14 |
| Runs | 18 | Richmond (R), 6/1/72 |
| Runs (Inn.) | 9 | Florida (R), 5/24/85 (4th inn) |
| Hits | 20 | William & Mary (R), 6/3/16 |
| RBI | 17 | William & Mary (R), 6/3/16 |
| Doubles | 5 | 2x, last vs. Elon (R), 6/2/13 |
| Triples | 2 | William & Mary (R), 6/3/16 |
| HR | 3 | at Alabama (R), 5/26/96 |
| Tot Bases | 34 | William & Mary (R), 6/3/16 |
| BB | 14 | Southern California (R), 5/31/15 |
| Int. BB | 2 | 2x, last vs. S. Car. (CWS), 6/24/11 |
| HBP | 5 | Army (R), 6/1/12 |
| Strikeouts | 17 | Arkansas (CWS), 6/17/09 |
| Sac Flies | 2 | 6x, last vs. Florida (CWS), 6/20/15 |
| Sac Bunts | 4 | Bucknell (R), 5/30/14 |
| SB | 5 | 2x, last vs. Arkansas (CWS), 6/13/15 |
| SB Att. | 8 | Arkansas (CWS), 6/13/15 |
| LOB | 15 | South Carolina (CWS), 6/24/11 |

PITCHING

| | | |
|------------|------|---|
| Innings | 15.0 | TCU (CWS), 6/17/14 |
| Hits | 24 | at Alabama (R), 5/26/96 |
| Runs | 18 | at Alabama (R), 5/26/96 |
| Runs (Inn) | 9 | Vanderbilt (CWS), 6/23/14 |
| ER | 18 | at Alabama (R), 5/26/96 |
| Walks | 7 | Dallas Baptist (R), 6/5/17 Vanderbilt (CWS), 6/23/14 |
| Strikeouts | 18 | South Carolina (CWS), 6/24/11 |
| HR Against | 4 | Oklahoma (SR), 6/14/10 |

FIELDING

| | | |
|------------|----|--------------------------------------|
| Putouts | 45 | TCU (CWS), 6/17/14 |
| Assists | 17 | TCU (CWS), 6/17/14 |
| Errors | 4 | 2x, last vs. Miss. St. (SR), 6/8/13 |
| DP | 3 | 3x, last vs. Arkansas (CWS), 6/13/15 |
| SB Against | 4 | Oklahoma (SR), 6/3/12 |

RESULTS BY OPPONENT

| Opponent | Total | Reg. | SR | CWS |
|---------------------|--------------|--------------|------------|-------------|
| Alabama | 0-1 | 0-1 | 0-0 | 0-0 |
| Appalachian State | 0-1 | 0-1 | 0-0 | 0-0 |
| Arkansas | 3-1 | 2-0 | 0-0 | 1-1 |
| Army | 2-0 | 2-0 | 0-0 | 0-0 |
| Bucknell | 1-0 | 1-0 | 0-0 | 0-0 |
| California | 2-0 | 0-0 | 0-0 | 2-0 |
| Cal State Fullerton | 1-1 | 0-1 | 0-0 | 1-0 |
| Dallas Baptist | 1-1 | 1-1 | 0-0 | 0-0 |
| East Carolina | 1-1 | 1-0 | 0-0 | 0-0 |
| Elon | 2-0 | 2-0 | 0-0 | 0-0 |
| Evansville | 0-1 | 0-1 | 0-0 | 0-0 |
| Florida | 3-2 | 1-1 | 0-0 | 2-1 |
| George Mason | 1-0 | 1-0 | 0-0 | 0-0 |
| Lafayette | 1-0 | 1-0 | 0-0 | 0-0 |
| Lehigh | 1-0 | 1-0 | 0-0 | 0-0 |
| LSU | 0-1 | 0-0 | 0-0 | 0-1 |
| Maryland | 4-1 | 0-0 | 4-1 | 0-0 |
| Miami (Fla.) | 0-1 | 0-1 | 0-0 | 0-0 |
| Mississippi | 6-2 | 2-1 | 2-1 | 2-0 |
| Mississippi State | 0-2 | 0-0 | 0-2 | 0-0 |
| Navy | 1-0 | 1-0 | 0-0 | 0-0 |
| Notre Dame | 1-1 | 1-1 | 0-0 | 0-0 |
| Ohio State | 0-1 | 0-1 | 0-0 | 0-0 |
| Oklahoma | 1-3 | 0-1 | 1-2 | 0-0 |
| Oregon State | 1-2 | 1-2 | 0-0 | 0-0 |
| Princeton | 2-1 | 2-1 | 0-0 | 0-0 |
| Richmond | 1-0 | 1-0 | 0-0 | 0-0 |
| Rider | 1-0 | 1-0 | 0-0 | 0-0 |
| San Diego State | 2-0 | 2-0 | 0-0 | 0-0 |
| South Alabama | 0-1 | 0-1 | 0-0 | 0-0 |
| South Carolina | 0-3 | 0-1 | 0-0 | 0-2 |
| Southern California | 2-0 | 2-0 | 0-0 | 0-0 |
| St. John's | 2-2 | 2-2 | 0-0 | 0-0 |
| Stetson | 1-0 | 1-0 | 0-0 | 0-0 |
| TCU | 1-1 | 0-1 | 0-0 | 1-0 |
| UC Irvine | 4-1 | 2-0 | 2-1 | 0-0 |
| UCLA | 0-1 | 0-1 | 0-0 | 0-0 |
| Vanderbilt | 3-4 | 0-1 | 0-0 | 3-3 |
| VCU | 1-0 | 1-0 | 0-0 | 0-0 |
| William & Mary | 1-1 | 0-0 | 0-0 | 0-0 |
| Totals | 54-38 | 33-23 | 9-7 | 12-8 |

Key

R = Regional
SR = Super Regional
CWS = College World Series

INDIVIDUAL SINGLE-GAME POSTSEASON RECORDS

BATTING/BASE RUNNING

| | | |
|--------------|---|---|
| At Bats | 7 | Chris Taylor, vs. South Carolina (CWS), 6/24/11 |
| Runs | 4 | John Hicks vs. VCU (R), 6/4/10 |
| Hits | 4 | 5x, last by John Barr vs. Ole Miss (R), 6/5/10 |
| RBI | 5 | Pavin Smith vs. Dallas Baptist (R), 6/5/17 |
| Doubles | 2 | 3x, last by Andy Weber vs. Dallas Baptist (R), 6/5/17 |
| Triples | 1 | Several times |
| Home Runs | 2 | Pavin Smith vs. East Carolina (R), 6/4/16 |
| Total Bases | 8 | 2x, last by Pavin Smith vs. East Carolina (R), 6/4/16 |
| Walks | 4 | Matt Thaiss vs. Southern California (R), 5/31/15 |
| Int. BB | 2 | Tyler Cannon vs. Arkansas (CWS), 6/17/09 |
| Hit By Pitch | 2 | 3x, last by Joe McCarthy vs. Bucknell (R), 5/30/14 |
| Strikeouts | 4 | 2x, last by Brandon Downes vs. Oklahoma (SR), 6/3/12 |
| Sac Flies | 1 | Several times |
| Sac Bunts | 2 | 5x, last by Nate Irving vs. Bucknell (R), 5/30/14 |
| Stolen Bases | 3 | Daniel Pinero vs. Arkansas (CWS), 6/13/15 |
| SB Att. | 3 | Daniel Pinero vs. Arkansas (CWS), 6/13/15 |

PITCHING

| | | |
|---------------|-----|--|
| Innings | 9.0 | 8x, last by Brandon Waddell vs. Vanderbilt (CWS), 6/24/14 |
| Inns (Relief) | 7.1 | Craig Zaikov vs. Stetson (R), 5/25/96 |
| Hits | 10 | 2x, last by Brandon Waddell vs. Maryland (SR), 6/6/15 |
| Runs | 8 | 2x, last by Nathan Kirby vs. Vanderbilt (CWS), 6/23/14 |
| Earned Runs | 6 | 6x, last by Artie Lewicki vs. Appalachian State (R), 6/13/12 |
| Walks | 5 | 3x, last by Connor Jones vs. Maryland (SR), 6/5/15 |
| Strikeouts | 12 | Tim Burcham vs. Florida (R), 5/24/85 |
| Home Runs | 3 | Derek Casey vs. Dallas Baptist (R), 6/3/17 |

FIELDING

| | | |
|--------------|----|--|
| Putouts | 18 | John Hicks vs. South Carolina (CWS), 6/24/11 |
| Assists | 6 | 4x, last by Ernie Clement vs. Dallas Baptist (R), 6/5/17 |
| Errors | 2 | 5x, last by Daniel Pinero vs. TCU (CWS), 6/17/14 |
| Passed Balls | 2 | Justin Counts vs. Alabama (R), 5/26/96 |

YEAR-BY-YEAR RECORDS

| Year | Overall Record | ACC Record | Head Coach |
|------|----------------|------------|-----------------|
| 1889 | 7-0 | - | Unknown |
| 1890 | 4-8 | - | Unknown |
| 1891 | 16-5 | - | Unknown |
| 1892 | 9-8-1 | - | Unknown |
| 1893 | 10-5-1 | - | Unknown |
| 1894 | 10-6 | - | Unknown |
| 1895 | 10-7 | - | Unknown |
| 1896 | 7-10 | - | Unknown |
| 1897 | 8-5 | - | Unknown |
| 1898 | 15-8 | - | Unknown |
| 1899 | 13-6 | - | Unknown |
| 1900 | 9-6 | - | Unknown |
| 1901 | 12-8 | - | Unknown |
| 1902 | 13-7-1 | - | Unknown |
| 1903 | 15-6-1 | - | Unknown |
| 1904 | 16-9 | - | Unknown |
| 1905 | 17-7 | - | Unknown |
| 1906 | 18-10 | - | Unknown |
| 1907 | 16-6-1 | - | Unknown |
| 1908 | 12-11-1 | - | Unknown |
| 1909 | 19-7-1 | - | Unknown |
| 1910 | 7-14-1 | - | Charles Ringler |
| 1911 | 11-9 | - | Charles Ringler |
| 1912 | 14-9-1 | - | Charles Ringler |
| 1913 | 12-8 | - | Jack Ryan |
| 1914 | 10-7 | - | Jack Ryan |
| 1915 | 14-6 | - | Jack Ryan |
| 1916 | 16-8-1 | - | Jack Ryan |
| 1917 | 2-2 | - | James L. White |
| 1918 | 7-4 | - | H.H. Lannigan |
| 1919 | 8-8-1 | - | E.W. Smith |
| 1920 | 11-7-1 | - | James L. White |
| 1921 | 7-15 | - | W. Rice Warren |
| 1922 | 8-14 | - | Jack Ryan |
| 1923 | 11-12-1 | - | Earle Neale |
| 1924 | 15-10 | - | Earle Neale |
| 1925 | 13-10-1 | - | Earle Neale |
| 1926 | 11-10 | - | Earle Neale |
| 1927 | 13-7 | - | Earle Neale |
| 1928 | 9-11 | - | Earle Neale |
| 1929 | 8-13 | - | Earle Neale |
| 1930 | 2-12 | - | Roy Randall |
| 1931 | 1-16 | - | Gus Tebell |
| 1932 | 12-4 | - | Gus Tebell |
| 1933 | 8-5 | - | Gus Tebell |

| Year | Overall Record | ACC Record | Head Coach |
|-------|----------------|-------------|-----------------|
| 1934 | 10-7 | - | Gus Tebell |
| 1935 | 13-8-1 | - | Gus Tebell |
| 1936 | 11-8 | - | Gus Tebell |
| 1937 | 8-8-1 | - | Gus Tebell |
| 1938 | 13-12 | - | Gus Tebell |
| 1939 | 14-6 | - | Gus Tebell |
| 1940 | 18-4 | - | Gus Tebell |
| 1941 | 11-8 | - | Gus Tebell |
| 1942 | 7-10-1 | - | Gus Tebell |
| 1943 | 6-4 | - | Gus Tebell |
| 1944 | 6-5-1 | - | A.A. Corcoran |
| 1945 | 10-4 | - | Gus Tebell |
| 1946 | 11-7-1 | - | Gus Tebell |
| 1947 | 20-6 | - | Gus Tebell |
| 1948 | 14-5 | - | Gus Tebell |
| 1949 | 11-6-4 | - | Gus Tebell |
| 1950 | 17-6 | - | Gus Tebell |
| 1951 | 17-5 | - | Gus Tebell |
| 1952 | 9-12 | - | Gus Tebell |
| 1953 | 12-8 | - | Gus Tebell |
| 1954 | 7-13-1 | - | Gus Tebell |
| 1955 | 6-16 | 0-12, 8th | Gus Tebell |
| 1956 | 10-13 | 6-7, 5th | Evan "Bus" Male |
| 1957 | 12-12 | 6-8, 5th | Evan "Bus" Male |
| 1958 | 5-15 | 4-9, 6th | Evan "Bus" Male |
| 1959 | 10-9 | 6-8, 5th | Evan "Bus" Male |
| 1960 | 3-15-2 | 3-11-1, 7th | Ted Davenport |
| 1961 | 7-11 | 4-9, 7th | Ted Davenport |
| 1962 | 11-12 | 9-6, 2nd | James West |
| 1963 | 9-13 | 6-7, 5th | James West |
| 1964 | 10-9 | 6-8, 4th | James West |
| 1965 | 10-13-1 | 6-8, 5th | James West |
| 1966 | 6-19 | 3-11, 8th | James West |
| 1967 | 12-10 | 5-8, 6th | James West |
| 1968 | 9-21 | 5-13, 7th | James West |
| 1969 | 19-14 | 9-11, 5th | James West |
| 1970 | 18-14-1 | 10-10, 4th | James West |
| 1971 | 20-9 | 7-7, 4th | James West |
| 1972* | 18-15 | 9-4, 1st | James West |
| 1973 | 16-12-2 | 8-5-2, 3rd | James West |
| 1974 | 21-17 | 6-6, 4th | James West |
| 1975 | 14-12 | 4-7, 4th | James West |
| 1976 | 17-22 | 5-9, 6th | James West |
| 1977 | 11-22-1 | 1-8-1, 7th | James West |
| 1978 | 18-14 | 4-8, 6th | James West |

| Year | Overall Record | ACC Record | Head Coach |
|-------|----------------|---------------|----------------|
| 1979 | 21-15 | 5-8, 5th | James West |
| 1980 | 21-13-1 | 6-6, 5th | James West |
| 1981 | 28-20 | 8-5, 4th | Dennis Womack |
| 1982 | 22-27 | 5-7, 6th | Dennis Womack |
| 1983 | 12-25 | 4-6, 6th | Dennis Womack |
| 1984 | 25-17 | 4-10, 6th | Dennis Womack |
| 1985* | 38-16 | 9-4, 1st | Dennis Womack |
| 1986 | 27-22 | 6-7, 5th | Dennis Womack |
| 1987 | 18-30 | 5-12, 5th | Dennis Womack |
| 1988 | 32-19-1 | 11-10, 4th | Dennis Womack |
| 1989 | 25-24-1 | 7-11, 6th | Dennis Womack |
| 1990 | 21-32-1 | 7-11, 6th | Dennis Womack |
| 1991 | 28-27-2 | 10-11, 6th | Dennis Womack |
| 1992 | 21-30 | 3-19, 9th | Dennis Womack |
| 1993 | 21-30 | 7-15, 8th | Dennis Womack |
| 1994 | 20-34 | 2-22, 9th | Dennis Womack |
| 1995 | 26-29 | 8-15, 7th | Dennis Womack |
| 1996* | 44-21 | 11-13, 5th | Dennis Womack |
| 1997 | 32-22 | 10-13, 5th | Dennis Womack |
| 1998 | 28-26-1 | 5-18, 8th | Dennis Womack |
| 1999 | 21-35 | 8-15, 7th | Dennis Womack |
| 2000 | 26-31-1 | 10-14, T6th | Dennis Womack |
| 2001 | 25-31 | 9-15, T6th | Dennis Womack |
| 2002 | 25-32 | 8-16, 6th | Dennis Womack |
| 2003 | 29-25 | 11-12, 6th | Dennis Womack |
| 2004* | 44-15 | 18-6, 2nd | Brian O'Connor |
| 2005* | 41-20 | 14-14, 7th | Brian O'Connor |
| 2006* | 47-15 | 21-9, 3rd^ | Brian O'Connor |
| 2007* | 45-16 | 19-9, 2nd^ | Brian O'Connor |
| 2008* | 39-23 | 15-15, 4th^ | Brian O'Connor |
| 2009* | 49-15-1 | 16-11-1, 4th^ | Brian O'Connor |
| 2010* | 51-14 | 23-7, 1st^ | Brian O'Connor |
| 2011* | 56-12 | 22-8, 1st^ | Brian O'Connor |
| 2012* | 39-19-1 | 18-12, 2nd^ | Brian O'Connor |
| 2013* | 50-12 | 22-8, 2nd^ | Brian O'Connor |
| 2014* | 53-16 | 22-8, 2nd^ | Brian O'Connor |
| 2015* | 44-24 | 15-15, 2nd^ | Brian O'Connor |
| 2016* | 38-22 | 19-11, 2nd^ | Brian O'Connor |
| 2017* | 43-16 | 18-12, 2nd^ | Brian O'Connor |

Overall - 2297-1730-41 (.570)

ACC - 573-640-5 (.472)

*NCAA Tournament qualifier

^Coastal Division

| VIRGINIA COACHING HISTORY | | | | ACC | | NCAA | | | |
|-------------------------------|-------|-----------|------|-----------|------|--------|------|--------|------|
| Coach | Years | Overall | Pct. | ACC | Pct. | Tourn. | Pct. | Tourn. | Pct. |
| Unknown (1889-1909) | 21 | 256-145-7 | .636 | - | - | - | - | - | - |
| Charles Rigler (1910-12) | 3 | 32-32-2 | .500 | - | - | - | - | - | - |
| Jack Ryan (1913-1916, 1922) | 4 | 60-43-1 | .582 | - | - | - | - | - | - |
| James L. White (1917, 1920) | 2 | 13-9-1 | .587 | - | - | - | - | - | - |
| H.H. Lannigan (1918) | 1 | 7-4-0 | .636 | - | - | - | - | - | - |
| E.W. Smith (1919) | 1 | 8-8-1 | .500 | - | - | - | - | - | - |
| W. Rice Warren (1921) | 1 | 7-15-0 | .318 | - | - | - | - | - | - |
| Earle Neale (1923-29) | 7 | 80-73-2 | .523 | - | - | - | - | - | - |
| Roy Randall (1930) | 1 | 2-12-0 | .143 | - | - | - | - | - | - |
| Gus Tebell (1931-43, 1945-55) | 24 | 266-188-9 | .584 | 0-12-0 | .000 | - | - | - | - |
| A.A. Corcoran (1944) | 1 | 6-5-1 | .542 | - | - | - | - | - | - |
| Evan "Bus" Male (1956-59) | 4 | 37-49-0 | .430 | 22-32-0 | .407 | - | - | - | - |
| Ted Davenport (1960-61) | 2 | 10-26-2 | .289 | 7-20-1 | .260 | - | - | - | - |
| James West (1962-80) | 19 | 281-276-6 | .504 | 114-150-3 | .433 | 6-10 | .375 | 2-2 | .500 |
| Dennis Womack (1981-2003) | 23 | 594-605-7 | .495 | 168-281-0 | .374 | 25-44 | .362 | 4-4 | .500 |
| Brian O'Connor (2004-present) | 14 | 639-239-2 | .727 | 262-145-1 | .643 | 26-20 | .565 | 48-32 | .600 |

FORMER CAVALIERS IN MAJOR LEAGUE BASEBALL

DAVID ADAMS, INF
2013 New York Yankees

MIKE BALLARD, P
2011 Baltimore Orioles

BRIAN BUCHANAN, OF
2000-02 Minnesota Twins
2002-04 San Diego Padres
2005 New York Mets

NICK CARTER, P
1908 Philadelphia Athletics

KYLE CROCKETT, LHP
2014-present Cleveland Indians

MIKE CUBBAGE, 3B
1974-76 Texas Rangers
1976-80 Minnesota Twins
1981 New York Mets

WALTER 'DOC' CURLEY, 2B
1899 Chicago Orphans

JACK DALTON, OF
1910-14 Brooklyn Superbas
1915 Buffalo Blues
1916 Detroit Tigers

PAT DANEKER, P
1999 Chicago White Sox

BILL DIETRICK, SS/OF
1927-28 Philadelphia Phillies

SEAN DOOLITTLE, LHP
2012-2017 Oakland Athletics
2017-present Washington Nationals
****2014 American League All-Star****

CHARLIE FERGUSON, P
1884-87 Philadelphia Quakers

DEREK FISHER, OF
2017-present Houston Astros

PHIL GOSSELIN, INF
2013-15 Atlanta Braves
2015-16 Arizona Diamondbacks
2017 Pittsburgh Pirates
2017 Texas Rangers

SETH GREISINGER, RHP
1998, 2000, 2002 Detroit Tigers
2004 Minnesota Twins
2005 Atlanta Braves

BRANDON GUYER, OF
2011-16 Tampa Bay Rays
2016-present Cleveland Indians

BILL HARMAN, P/C
1941 Philadelphia Phillies

JOE HICKS, OF
1959-60 Chicago White Sox
1961-62 Washington Senators
1963 New York Mets

JOHN HICKS, C
2015 Seattle Mariners
2016-present Detroit Tigers

HOWARD 'MUL' HOLLAND, P
1926 Cincinnati Reds
1927 New York Giants
1929 St. Louis Cardinals

RICKY HORTON, P
1984-87 St. Louis Cardinals
1988 Chicago White Sox
1988-89 Los Angeles Dodgers
1989-90 St. Louis Cardinals

DOUG JOHNS, P
1995-96 Oakland Athletics
1998-99 Baltimore Orioles

JOE KOSHANSKY, 1B
2007-08 Colorado Rockies

JAVIER LOPEZ, LHP
2003-05 Colorado Rockies
2005 Arizona Diamondbacks
2006-09 Boston Red Sox
2010 Pittsburgh Pirates
2010-16 San Francisco Giants

ARTIE LEWICKI, RHP
2017-present Detroit Tigers


BOB MALLOY, P
1987 Texas Rangers
1990 Montreal Expos

DOUG NEFF, IF
1914-15 Washington Senators

JARRETT PARKER, OF
2014-present San Francisco Giants

2017 MAJOR LEAGUERS

A school-record, 12 different Cavaliers were on Major League Rosters in 2017.



KYLE CROCKETT
Cleveland Indians



SEAN DOOLITTLE
Oakland Athletics/
Washington Nationals



DEREK FISHER
Houston Astros



PHIL GOSSELIN
Pittsburgh Pirates/
Texas Rangers



BRANDON GUYER
Cleveland Indians



JOHN HICKS
Detroit Tigers



ARTIE LEWICKI
Detroit Tigers



JARRETT PARKER
San Francisco Giants



MARK REYNOLDS
Colorado Rockies



CHRIS TAYLOR
Los Angeles Dodgers



TYLER WILSON
Baltimore Orioles



RYAN ZIMMERMAN
Washington Nationals



Former Cavalier Chris Taylor (left), pictured with Justin Turner, was named the 2017 NLCS co-MVP. Derek Fisher (right) scored the game-winning run in game five of the 2017 World Series.

FORMER CAVALIERS IN MAJOR LEAGUE BASEBALL



Former Cavalier Eppa Rixey is the only ACC player in the Baseball Hall of Fame.

MARK REYNOLDS, INF/DH

2007-2010..... Arizona Diamondbacks
 2011-12..... Baltimore Orioles
 2013..... N.Y. Yankees/Cleveland Indians
 2014..... Milwaukee Brewers
 2015..... St. Louis Cardinals
 2016-2017..... Colorado Rockies

EPPA RIXEY, P

1912-20..... Philadelphia Phillies
 1921-33..... Cincinnati Reds
****MLB Hall of Fame****

MEL ROACH, INF

1953-61..... Milwaukee Braves
 1961..... Chicago Cubs
 1962..... Pittsburgh Pirates

ORLIN 'BUCK' ROGERS, P

1935..... Washington Senators

MICHAEL SCHWIMER, RHP

2011-12..... Philadelphia Phillies

ANDY SOMMERVILLE, P

1894..... Brooklyn Grooms

HENRY LEE SPRATT, SS

1911-12..... Boston Braves

CHRIS TAYLOR, INF

2014-16..... Seattle Mariners
 2016-present..... Los Angeles Dodgers

DAVE WILLIS, 1B

1899..... Louisville Colonels

TYLER WILSON, P

2015-2017..... Baltimore Orioles

RYAN ZIMMERMAN, 3B/OF

2005-present..... Washington Nationals
****2009, '17 National League All-Star****
****2009, '10 NL Silver Slugger Award****
****2009 NL Gold Glove Award (3B)****

NOTE: current teams as of Feb. 1, 2018

RECENT HIGHLIGHTS

- 12 Virginia Baseball alumni played in Major League Baseball in 2017, the most in school history.

- 11 alums played in the MLB in first half of 2017 season, most of any ACC school and tied with Arizona State for 2nd most nationally.

- Seven former Cavaliers - Kyle Crockett (CLE), Brandon Guyer (CLE), Mark Reynolds (COL), Sean Doolittle (WAS), Ryan Zimmerman (WAS), Derek Fisher (HOU) and Chris Taylor (LAD) - participated in the 2017 MLB Postseason, tied with Arizona State for the most of any NCAA School.

- Derek Fisher became the second Cavalier to win a World Series as a member of the Houston Astros. He scored the game-winning run in game five on a walk-off single by Alex Bregman.

- Chris Taylor was named co-MVP of the 2017 NLCS after batting .316 with two home runs, five runs scored and three RBIs.

- Former Cavaliers Sean Doolittle (Oakland) and Ryan Zimmerman (Washington) were two of the 32 MLB nominees for the 2016 Roberto Clemente Award.

- Virginia has had a three players play in the World Series in the past two seasons. Brandon Guyer played in the 2016 Fall Classic with the Cleveland Indians.

- 126 Virginia players (130 selections), including 75 over the last 14 years, have been selected since the inception of the draft in 1966.

- Javier Lopez won his fourth World Series ring in 2014 with the San Francisco Giants. He also won championships in 2007 (Red Sox) and 2010 and 2012 (Giants).

- A 2009 National League All-Star, Ryan Zimmerman won the 2009 NL Gold Glove Award at third base and also earned the 2009 and 2010 Silver Slugger Award at third base for the NL.

FORMER CAVALIERS IN PROFESSIONAL BASEBALL

(as of conclusion of 2017 season)

MAJOR LEAGUE BASEBALL (11)

| Name | Years at UVA | Position | MLB Team |
|----------------|--------------|----------|---------------------------|
| Kyle Crockett | 2011-13 | LHP | Cleveland Indians (AL) |
| Sean Doolittle | 2005-07 | LHP | Washington Nationals (NL) |
| Derek Fisher | 2012-14 | OF | Houston Astros (AL) |
| Phil Gosselin | 2008-10 | INF/OF | Texas Rangers (AL) |
| Brandon Guyer | 2005-07 | OF | Cleveland Indians (AL) |
| John Hicks | 2009-11 | C/1B | Detroit Tigers (AL) |
| Artie Lewicki | 2011-14 | RHP | Detroit Tigers |
| Jarrett Parker | 2008-10 | OF | San Francisco Giants (NL) |
| Mark Reynolds | 2001-04 | INF | Colorado Rockies (AL) |
| Chris Taylor | 2010-12 | INF/OF | Los Angeles Dodgers (NL) |
| Ryan Zimmerman | 2003-05 | INF | Washington Nationals (NL) |

MINOR LEAGUE BASEBALL (21)

| Name | Years at UVA | MLB Team |
|------------------|--------------|---|
| Alec Bettinger | 2014-17 | Milwaukee Brewers - Helena Brewers (Rookie) |
| Stephen Bruno | 2010-12 | Chicago Cubs - Iowa Cubs (AAA) |
| Ernie Clement | 2015-17 | Cleveland Indians - Mahoning Valley Scrappers (A) |
| Branden Cogswell | 2012-14 | Oakland Athletics - Stockton Ports (A Advanced) |
| Robbie Coman | 2013-17 | St. Louis Cardinals - GCL Cardinals (Rookie) |
| Brandon Downes | 2012-14 | Kansas City Royals - Wilmington Blue Rocks (A) |
| Tommy Doyle | 2015-17 | Colorado Rockies - Grand Junction Rockies (Rookie) |
| Adam Haseley | 2015-17 | Philadelphia Phillies - Lakewood BlueClaws (A) |
| Nick Howard | 2012-14 | Cincinnati Reds - Dayton Tortugas (A Advanced) |
| Connor Jones | 2014-16 | St. Louis Cardinals - Palm Beach Cardinals (A Adv.) |
| Nathan Kirby | 2013-15 | Milwaukee Brewers - AZL Brewers (AZL) |
| Branden Kline | 2010-12 | Baltimore Orioles - Bowie Baysox (AA) |
| John La Prise | 2013-15 | Toronto Blue Jays - Dunedin Blue Jays (A Advanced) |
| Joe McCarthy | 2013-15 | Tampa Bay Rays - Montgomery Biscuits (AA) |
| Mike Papi | 2012-14 | Cleveland Indians - Columbus Clippers (AAA) |
| Daniel Pinero | 2014-16 | Detroit Tigers - West Michigan Whitecaps (A) |
| Josh Sborz | 2013-15 | L.A. Dodgers - Tulsa Drillers (AA) |
| Pavin Smith | 2015-17 | Arizona Diamondbacks - Hillsboro Hops (A) |
| Matt Thaiss | 2014-16 | L.A. Angels - Mobile BayBears (AA) |
| Brandon Waddell | 2013-15 | Pittsburgh Pirates - Altoona Curve (AA) |
| Tyler Wilson | 2008-11 | Baltimore Orioles - Norfolk Tides (AAA) |

UVA IN MAJOR LEAGUE BASEBALL DRAFT

| Year | Player | Pos. | Rd. | No. | MLB Organization |
|------|------------------|----------|---------|------|-----------------------|
| 1966 | Edward Turnbull | LHP | 17 | 336 | Baltimore Orioles |
| 1970 | Steve Miller | C | 3 | 63 | Boston Red Sox |
| 1971 | Mike Cabbage | SS/2B | 2 | 25 | Washington Senators |
| 1972 | Bill Hall | 2B | 6 | 121 | San Diego Padres |
| 1976 | Anthony Zentgraf | 3B | 17 | 404 | Baltimore Orioles |
| 1978 | Columbus Duncan | 1B | 11 | 268 | Milwaukee Brewers |
| | Steven Norwood | P | 13 | 320 | Milwaukee Brewers |
| 1979 | Paul Voigt | RHP | 9 | 219 | Minnesota Twins |
| 1980 | Rickey Horton | LHP | 4 | 93 | St. Louis Cardinals |
| 1982 | David Hopkins | RHP | 14 | 355 | Texas Rangers |
| 1983 | Tony Latham | OF | 4 | 99 | Boston Red Sox |
| | Glenn Harris | 1B | 21 | 541 | St. Louis Cardinals |
| | George Priftis | 2B | 26 | 644 | Seattle Mariners |
| 1985 | Tim Burcham | RHP | 6 | 147 | California Angels |
| 1986 | Bill Narleski | SS | 18 | 461 | Baltimore Orioles |
| | Bob Malloy | RHP | 19 | 475 | Texas Rangers |
| 1988 | Tom Crowley | 2B | 38 | 1004 | Philadelphia Phillies |
| 1989 | Keith Seiler | LHP | 18 | 465 | New York Yankees |
| | Chris Kughn | OF | 25 | 636 | Atlanta Braves |
| 1990 | Doug Johns | LHP | 16 | 437 | Oakland Athletics |
| | Keith Seiler | LHP | 21 | 551 | New York Yankees |
| 1991 | Todd Fiegel | LHP | 11 | 303 | New York Mets |
| | Todd Ruyak | LHP | 17 | 452 | Detroit Tigers |
| 1992 | Frank Lankford | RHP | 18 | 503 | St. Louis Cardinals |
| | Todd Ruyak | LHP | 31 | 829 | Cincinnati Reds |
| | John Cappelmann | RHP | 46 | 1287 | St. Louis Cardinals |
| | Kevin Stock | LHP | 48 | 1370 | Seattle Mariners |
| 1993 | Seth Greisinger | RHP | 7 | 195 | Cleveland Indians |
| | Frank Lankford | RHP | 17 | 477 | New York Yankees |
| | Adam Robinson | SS | 30 | 1034 | Chicago Cubs |
| | Deron Dowhower | RHP | 34 | 961 | Minnesota Twins |
| | Jason Cook | SS | 55 | 1469 | Seattle Mariners |
| 1994 | Brian Buchanan | OF | 1 | 24 | New York Yankees |
| | Yates Hall | RHP | 4 | 110 | St. Louis Cardinals |
| | Pat Daneker | RHP | 40 | 1110 | Boston Red Sox |
| | Reid Beucler | RHP | 65 | 1594 | Detroit Tigers |
| 1995 | Casey Crawford | 1B | 16 | 449 | Atlanta Braves |
| 1996 | Seth Greisinger | RHP | 1 | 6 | Detroit Tigers |
| | Jason Sekany | RHP | 2 | 61 | Boston Red Sox |
| | Adam Robinson | SS | 52 | 1480 | Minnesota Twins |
| 1997 | Greg Withelder | LHP | 3 | 93 | Minnesota Twins |
| | Pat Daneker | RHP | 5 | 159 | Chicago White Sox |
| | Adam Robinson | SS | 12 | 365 | Oakland Athletics |
| | Geoff Zawatski | RHP | 14 | 416 | Philadelphia Phillies |
| 1998 | Javier Lopez | LHP | 4 | 133 | Arizona Diamondbacks |
| 1999 | Julian Gonzalez | OF | 36 | 1081 | Kansas City Royals |
| 2000 | Jon Metzger | LHP | 13 | 374 | Kansas City Royals |
| | Tim LaVigne | RHP/SS32 | | 965 | New York Mets |
| | Kevin Shrout | RHP | 43 | 1278 | Milwaukee Brewers |
| 2001 | Jon Benick | INF | 9 | 270 | San Diego Padres |
| | Hunter Wyant | SS | 16 | 482 | Florida Marlins |
| 2002 | Robert Word | 1B | 10 | 293 | Florida Marlins |
| | Dan Street | INF | 20 | 591 | Colorado Rockies |
| | David Stone | OF | 36 | 1087 | San Francisco Giants |
| | Chris Sweet | OF | 37 | 1117 | San Francisco Giants |
| 2004 | Andrew Dobies | LHP | 3 | 95 | Boston Red Sox |
| | Joe Koshansky | LHP/INF6 | | 170 | Colorado Rockies |
| | Mark Reynolds | SS | 16 | 476 | Arizona Diamondbacks |
| | Jeff Kamrath | RHP | 36 | 1067 | Cleveland Indians |
| 2005 | Ryan Zimmerman | 3B | 1 | 4 | Washington Nationals |
| | Matt Avery | RHP | 9 | 280 | Chicago Cubs |
| | Jeff Kamrath | RHP | 11 | 328 | Tampa Bay Devil Rays |
| | Mike Ballard | LHP | 47 | 1415 | Minnesota Twins |
| 2006 | Mike Ballard | LHP | 14 | 418 | Texas Rangers |
| | Tom Hagan | UTL | 39 | 1160 | Pittsburgh Pirates |
| 2007 | Sean Doolittle | 1B/LHP | Supp. 1 | 41 | Oakland Athletics |
| | Brandon Guyer | OF | 5 | 157 | Chicago Cubs |
| | Casey Lambert | LHP | 6 | 187 | Chicago Cubs |
| | Beau Seabury | C | 13 | 402 | Colorado Rockies |
| | Mike Mitchell | OF | 25 | 762 | Colorado Rockies |
| | Pat McAnaney | LHP | 38 | 1139 | Pittsburgh Pirates |

| Year | Player | Pos. | Round | No. | MLB Organization |
|------|-------------------|-------|-------|------|-----------------------|
| 2008 | David Adams | 2B | 3 | 106 | New York Yankees |
| | Greg Miclat | SS | 5 | 146 | Baltimore Orioles |
| | Jacob Thompson | RHP | 5 | 160 | Atlanta Braves |
| | Jeremy Farrell | 3B | 8 | 234 | Pittsburgh Pirates |
| | Pat McAnaney | LHP | 8 | 258 | Arizona Diamondbacks |
| | Michael Schwimer | RHP | 14 | 436 | Philadelphia Phillies |
| 2009 | Andrew Carraway | RHP | 12 | 353 | Seattle Mariners |
| | Jeff Lorick | LHP | 20 | 598 | Atlanta Braves |
| | Robert Poutier | RHP | 29 | 864 | San Diego Padres |
| | Matt Packer | LHP | 32 | 965 | Cleveland Indians |
| | Tyler Cannon | SS | 41 | 1225 | Pittsburgh Pirates |
| 2010 | Jarrett Parker | OF | 2 | 74 | San Francisco Giants |
| | Phil Gosselin | 2B/OF | 5 | 164 | Atlanta Braves |
| | Robert Morey | RHP | 5 | 167 | Florida Marlins |
| | Kevin Arico | RHP | 10 | 307 | Cincinnati Reds |
| | Dan Grovatt | OF | 11 | 327 | Pittsburgh Pirates |
| | Tyler Cannon | SS | 12 | 360 | Cleveland Indians |
| | Tyler Wilson | RHP | 35 | 1057 | Cincinnati Reds |
| | Kenny Swab | C/1B | 35 | 1064 | Atlanta Braves |
| | Neal Davis | LHP | 36 | 1101 | Philadelphia Phillies |
| 2011 | Danny Hultzen | LHP | 1 | 2 | Seattle Mariners |
| | John Hicks | C | 4 | 123 | Seattle Mariners |
| | Will Roberts | RHP | 5 | 158 | Cleveland Indians |
| | Steven Proscia | 3B | 7 | 213 | Seattle Mariners |
| | Tyler Wilson | RHP | 10 | 305 | Baltimore Orioles |
| | Kenny Swab | C | 21 | 636 | Kansas City Royals |
| | Cody Winiarski | RHP | 36 | 1101 | Chicago White Sox |
| | John Barr | OF | 39 | 1178 | Cleveland Indians |
| 2012 | Branden Kline | RHP | 2 | 65 | Baltimore Orioles |
| | Chris Taylor | SS | 5 | 161 | Seattle Mariners |
| | Stephen Bruno | INF | 7 | 224 | Chicago Cubs |
| | Shane Halley | RHP | 20 | 613 | Kansas City Royals |
| 2013 | Kyle Crockett | LHP | 4 | 111 | Cleveland Indians |
| | Reed Gagnani | INF | 21 | 663 | Boston Red Sox |
| | Scott Silverstein | LHP | 25 | 745 | Toronto Blue Jays |
| 2014 | Nick Howard | RHP | 1 | 19 | Cincinnati Reds |
| | Derek Fisher | OF | 1-CB | 37 | Houston Astros |
| | Mike Papi | OF | 1-CB | 38 | Cleveland Indians |
| | Brandon Downes | OF | 7 | 213 | Kansas City Royals |
| | Branden Cogswell | INF | 7 | 222 | Oakland Athletics |
| | Artie Lewicki | RHP | 8 | 250 | Detroit Tigers |
| | Whit Mayberry | RHP | 21 | 640 | Detroit Tigers |
| | Nate Irving | C | 34 | 1020 | Arizona Diamondbacks |
| 2015 | Nathan Kirby | LHP | 1-CB | 40 | Milwaukee Brewers |
| | Josh Sborz | RHP | 2 | 74 | Los Angeles Dodgers |
| | Joe McCarthy | OF | 5 | 148 | Tampa Bay Rays |
| | Brandon Waddell | LHP | 5 | 157 | Pittsburgh Pirates |
| | John La Prise | INF | 19 | 572 | Toronto Blue Jays |
| | Kenny Towns | INF | 20 | 615 | Los Angeles Angels |
| | Daniel Pinero | INF | 36 | 1090 | Detroit Tigers |
| 2016 | Matt Thaiss | C | 1 | 16 | Los Angeles Angels |
| | Connor Jones | RHP | 2 | 70 | St. Louis Cardinals |
| | Daniel Pinero | INF | 9 | 265 | Detroit Tigers |
| 2017 | Pavin Smith | 1B | 1 | 7 | Arizona Diamondbacks |
| | Adam Haseley | OF | 1 | 8 | Philadelphia Phillies |
| | Tommy Doyle | RHP | 2-CB | 70 | Colorado Rockies |
| | Ernie Clement | INF | 4 | 132 | Cleveland Indians |
| | Alec Bettinger | RHP | 10 | 294 | Milwaukee Brewers |
| | Bennett Sousa | LHP | 34 | 1033 | Washington Nationals |

Total: 130 draft selections (126 players)

BATTING RECORDS

GAMES PLAYED CAREER

1. Tyler Cannon (2007-10).....244
2. David Stone (1999-2002).....225
3. Ryan Gilleland (1995-98).....221
4. Kyle Werman (2002-05).....221
5. Adam Robinson (1994-97).....219
6. Matt Street (2002-05).....219
7. Tim Henry (2004-07).....215
8. Keith Werman (2009-12).....214
9. Kenny Towns (2012-15).....207
10. John Barr (2008-11).....203

SEASON

1. Branden Cogswell (2014).....69
2. Joe McCarthy (2014).....69
3. Mike Papi (2014).....69
4. Adam Haseley (2015).....68
5. Pavin Smith (2015).....68
6. Kenny Towns (2015).....68
7. Daniel Pinero (2014).....68
8. John Hicks (2011).....68
9. Steven Proscia (2011).....68
10. Chris Taylor (2011).....68
11. Keith Werman (2011).....68

BATTING AVERAGE CAREER

(MINIMUM 250 AT-BATS)

1. Jeff Booker (1984-85).....376
2. Bill Narleski (1984-87).....374
3. Stephen Bruno (2010-12).....366
4. Kent Savedge (1984-87).....366
5. Ryan Zimmerman (2003-05).....355
6. Kevin O'Sullivan (1990-91).....351
7. Jeff Musser (1979-80).....348
8. Steve Cunha (1988-91).....345
9. Glenn Harris (1980-83).....343
10. Steve Bryant (1968-70).....341

SEASON

(MINIMUM 75 AT-BATS)

1. Tom Phillips (1949).....452
2. Jeff Booker (1985).....427
3. Glenn Harris (1981).....425
4. Allen Barbee (1954).....421
5. Keith Werman (2010).....414
6. Steve Cunha (1991).....400
7. Robbin Marvin (1972).....400
8. Chuck Arnold (1956).....400
9. Jay West (1981).....395
10. Kent Savedge (1985).....394

AT-BATS CAREER

1. Tyler Cannon (2007-10).....910
2. Ryan Gilleland (1995-98).....865
3. Matt Street (2002-05).....861
4. David Stone (1999-2002).....851
5. Adam Robinson (1994-97).....826
6. Steven Proscia (2009-11).....788
7. John Hicks (2009-11).....775
8. Bobby Rivell (1987-90).....769
9. Bill Narleski (1984-87).....751
10. Adam Haseley (2015-17).....746

SEASON

1. Chris Taylor (2011).....285
2. John Hicks (2011).....277
3. Adam Haseley (2015).....276
4. Steven Proscia (2011).....275
5. Pavin Smith (2015).....270
6. Kenny Towns (2015).....267
7. Jarrett Parker (2009).....265
8. Ernie Clement (2016).....262
9. Phil Gosselin (2010).....262
10. Branden Cogswell (2014).....259

RUNS

CAREER

1. Bobby Rivell (1987-90).....199
2. Bill Narleski (1984-87).....193
3. Adam Haseley (2015-17).....185
4. Tyler Cannon (2007-10).....185
5. Matt Street (2002-05).....183
6. Adam Robinson (1994-97).....175
7. David Stone (1999-02).....174
8. John Galloway (1994-97).....163
9. John Hicks (2009-11).....162
10. Jarrett Parker (2008-10).....161

SEASON

1. Jarrett Parker (2009).....76
2. Adam Haseley (2017).....68
3. Brandon Downes (2013).....67
4. Phil Gosselin (2010).....67
5. Chris Taylor (2011).....63
6. Ernie Clement (2016).....62
7. Adam Haseley (2016).....61
8. Daniel Pinero (2015).....60
9. Mark Reynolds (2004).....60
10. David Guy (1988).....60

HITS

CAREER

1. Bill Narleski (1984-87).....281
2. Tyler Cannon (2007-10).....276
3. David Stone (1999-02).....276
4. Adam Robinson (1994-97).....263
5. Ryan Gilleland (1995-98).....262
6. Matt Street (2002-05).....255
7. Steven Proscia (2009-11).....254
8. Ryan Zimmerman (2003-05).....250
9. John Hicks (2009-11).....245
10. Bobby Rivell (1987-90).....240

SEASON

1. Phil Gosselin (2010).....100
2. Jarrett Parker (2009).....94
3. Ernie Clement (2016).....92
4. John Hicks (2011).....92
5. Ryan Zimmerman (2005).....92
6. Ryan Zimmerman (2004).....90
7. Stephen Bruno (2012).....88
8. Steven Proscia (2011).....88
9. Dan Grovatt (2009).....88
10. Jon Benick (1999).....88

RUNS BATTED IN CAREER

1. Steven Proscia (2009-11).....182
2. Pavin Smith (2015-17).....178
3. Sean Doolittle (2005-07).....167
4. Ryan Gilleland (1995-98).....166
5. Bill Narleski (1984-87).....166
6. Jon Benick (1998-01).....162
7. Kenny Towns (2012-15).....159
8. George Priftis (1980-83).....158
9. Dan Grovatt (2008-10).....157
10. Mike Lindner (1987-90).....154

SEASON

1. Pavin Smith (2017).....77
2. Kenny Towns (2015).....67
3. Joe Koshansky (2004).....67
4. Brian Buchanan (1994).....66
5. Steven Proscia (2010).....65
6. Jarrett Parker (2009).....65
7. Matt Thaiss (2015).....64
8. Phil Gosselin (2009).....64
9. Phil Gosselin (2010).....61
10. Dan Grovatt (2010).....60
11. Brian Sherlock (1998).....60

HOME RUNS CAREER

1. E.J. Anderson (1995-98).....37
2. Mark Reynolds (2002-04).....35
3. Jon Benick (1998-01).....35
4. Mike Lindner (1987-90).....33
5. Brian Buchanan (1992-94).....30
6. Pavin Smith (2015-17).....28
7. Steven Proscia (2009-11).....28
8. Bill Narleski (1984-87).....28
9. Ryan Gilleland (1995-98).....27
10. Jarrett Parker (2008-10).....26
11. Joe Koshansky (2001-04).....26

SEASON

1. Brian Buchanan (1994).....22
2. Jon Benick (2001).....18
3. Jarrett Parker (2009).....16
4. Joe Koshansky (2004).....16
5. Mark Reynolds (2002).....15
6. Adam Haseley (2017).....14
7. E.J. Anderson (1996).....14
8. Kevin McDonald (1988).....14
9. Kent Savedge (1986).....14
10. Pavin Smith (2017).....13

TOTAL BASES CAREER

1. Bill Narleski (1984-87).....431
2. Steven Proscia (2009-11).....411
3. Ryan Gilleland (1995-98).....400
4. Adam Robinson (1994-97).....394
5. Tyler Cannon (2007-10).....380
6. John Hicks (2009-11).....379
7. Bobby Rivell (1987-90).....379
8. Pavin Smith (2015-17).....373
9. Jon Benick (1998-01).....372
10. Jarrett Parker (2008-10).....369

SEASON

1. Jarrett Parker (2009).....176
2. Brian Buchanan (1994).....165
3. Phil Gosselin (2010).....163
4. Dan Street (2002).....153
5. Adam Haseley (2017).....147
6. Brandon Downes (2013).....144
7. Jarrett Parker (2010).....144
8. Steven Proscia (2009).....142
9. Hunter Wyant (2001).....140
10. John Hicks (2011).....139

DOUBLES CAREER

1. Tyler Cannon (2007-10).....62
2. Steven Proscia (2009-11).....59
3. John Hicks (2009-11).....54
4. Brandon Guyer (2005-07).....53
5. Bill Narleski (1984-87).....52
6. Kenny Towns (2012-15).....51
7. Phil Gosselin (2008-10).....50
8. Ryan Gilleland (1995-98).....49
9. Brian Sherlock (1995-98).....48
10. Bobby Rivell (1987-90).....48

SEASON

1. Stephen Bruno (2012).....23
2. Dan Street (2002).....23
3. Phil Gosselin (2010).....22
4. Steven Proscia (2009).....22
5. Dan Grovatt (2008).....22
6. Kenny Towns (2015).....21
7. John Hicks (2011).....21
8. Daniel Pinero (2016).....20
9. Brandon Downes (2013).....20
10. John Hicks (2010).....20
11. Jarrett Parker (2009).....20
12. Robert Word (2002).....20

TRIPLES CAREER

1. Jarrett Parker (2008-10).....18
2. Brian Buchanan (1992-94).....13
3. Derek Fisher (2012-14).....12
4. Tyler Cannon (2007-10).....12
5. Brandon Downes (2012-14).....11
6. John Galloway (1994-97).....11
7. Jason Cook (1990-93).....11
8. Jay West (1978-80).....11
9. Adam Haseley (2015-17).....10
10. Tom Crowley (1991-93).....10

SEASON

1. Derek Fisher (2012).....8
2. Jarrett Parker (2010).....8
3. **Jake McCarthy (2017).....7**
4. Brandon Downes (2013).....7
5. Jarrett Parker (2009).....7
6. Hunter Wyant (2001).....7
7. Adam Haseley (2016).....6
8. Brian Buchanan (1993).....6
9. Keith Kowalski (1985).....6
10. Jay West (1978).....6
11. Steve Bryant (1969).....6

STOLEN BASES CAREER

1. Greg Miclat (2006-08).....83
2. David Stone (1999-02).....83
3. Bill Narleski (1984-87).....72
4. Adam Robinson (1994-97).....57
5. Bobby Rivell (1987-90).....56
6. Matt Street (2002-05).....55
7. Chris Kughn (1987-90).....50
8. Tyler Cannon (2007-10).....49
9. Phil Gosselin (2008-10).....48
10. Robbin Marvin (1969-72).....47
11. Mike Mitchell (2004-07).....47

SEASON

1. Greg Miclat (2007).....32
2. Greg Miclat (2008).....30
3. **Jake McCarthy (2017).....27**
4. David Stone (2002).....26
5. Phil Gosselin (2009).....24
6. Bill Narleski (1986).....23
7. Adam Robinson (1997).....22
8. Chris Kughn (1990).....22
9. Bobby Rivell (1990).....22
10. Greg Miclat (2006).....21
11. David Stone (2001).....21
12. Bill Narleski (1987).....21
13. Robbin Marvin (1972).....21

BASES ON BALLS CAREER

1. David Stone (1999-02).....156
2. Sean Doolittle (2005-07).....125
3. Bill Narleski (1984-87).....125
4. Jared King (2009, 2011-13).....123
5. Mike Papi (2012-14).....121
6. Justin Counts (1993-96).....114
7. Joe McCarthy (2013-15).....113
8. Daniel Pinero (2014-16).....112
9. George Priftis (1980-83).....112
10. Adam Haseley (2015-17).....111

SEASON

1. Mike Papi (2014).....61
2. Joe McCarthy (2013).....54
3. Sean Doolittle (2006).....54
4. Justin Counts (1996).....54
5. Jared King (2012).....51
6. Sean Doolittle (2007).....46
7. Mike Papi (2013).....45
8. Adam Haseley (2017).....44
9. David Stone (2001).....43
10. Branden Cogswell (2014).....42
11. David Stone (2002).....42
12. Brian Sherlock (1998).....42

BATTING/PITCHING RECORDS

HIT BY PITCH CAREER

1. Tim LaVigne (1997-00)..... 51
2. Matt Street (2002-05)..... 38
3. John Barr (2008-11)..... 33
4. Kenny Towns (2012-15)..... 31
5. Kyle Werman (2002-05)..... 30
6. Tom Hagan (2003-06)..... 28
7. Brandon Guyer (2005-07)..... 28
8. Nate Irving (2012-14)..... 27
- Jeremy Farrell (2005-08)..... 27
- Beau Seabury (2006-07)..... 27

SEASON

1. Tim LaVigne (1999)..... 20
2. Joe McCarthy (2014)..... 18
3. Tim LaVigne (1998)..... 17
4. Kyle Werman (2004)..... 16
5. Stephen Bruno (2012)..... 15
- John Barr (2011)..... 15
- Keith Werman (2011)..... 15
8. Nate Irving (2012)..... 14
- Beau Seabury (2007)..... 14
- Matt Street (2004)..... 14
- Tim LaVigne (2000)..... 14

ON-BASE PERCENTAGE SEASON

1. Bill Narleski (1984)..... .524
2. Mike Papi (2013)..... .517
3. Tony Latham (1983)..... .512
4. Kent Savedge (1986)..... .500
5. Dave Duncan (1978)..... .493
6. Adam Haseley (2017)..... .491
- George Priftis (1983)..... .491
8. Dave Bratt (1973)..... .489
9. Keith Werman (2010)..... .486
- Greg Miclat (2007)..... .486

SLUGGING SEASON

1. Brian Buchanan (1994)..... .838
2. Chuck Arnold (1956)..... .800
3. Duke Duncan (1978)..... .737
4. Kevin McDonald (1988)..... .728
5. Kent Savedge (1986)..... .702
6. Don Aicholz (1950)..... .670
7. Jarrett Parker (2009)..... .664
8. Jay West (1978)..... .661
9. Adam Haseley (2017)..... .659
10. Jeff Booker (1985)..... .640

PITCHING APPEARANCES CAREER

1. Casey Lambert (2004-07)..... 110
2. Michael Schwimer (2005-08)..... 93
3. Tim LaVigne (1997-2000)..... 92
4. Tyler Wilson (2008-11)..... 91
5. Kyle Crockett (2011-13)..... 88
6. Whit Mayberry (2010-14)..... 87
7. Alec Bettinger (2014-17)..... 82
8. Josh Sborz (2013-15)..... 80
9. Justin Thompson (2009-12)..... 76
10. Andrew Carraway (2006-09)..... 74

SEASON

1. Michael Schwimer (2006)..... 36
2. Justin Thompson (2012)..... 34
3. Josh Sborz (2015)..... 33
4. Kyle Crockett (2012)..... 32
- Branden Kline (2011)..... 32
- Matt Packer (2009)..... 32
- Matt Moore (1994)..... 32
8. Nick Howard (2014)..... 31
- Tyler Wilson (2010)..... 31
- Kevin Arico (2009)..... 31
- Tyler Wilson (2009)..... 31

GAMES STARTED CAREER

1. Brandon Waddell (2013-15)..... 53
2. Danny Hultzen (2009-11)..... 49
3. Joe Koshansky (2001-04)..... 49
- Brandon Creswell (1998-2001)..... 49
5. Jacob Thompson (2006-08)..... 47
6. Kent Kruse (1990-93)..... 45
7. Pat Daneker (1995-97)..... 40
- Seth Greisinger (1994-96)..... 40
- David Sammons (1986-89)..... 40
10. Frank Lankford (1990-93)..... 39

SEASON

1. Brandon Waddell (2015)..... 19
2. Connor Jones (2015)..... 18
- Nathan Kirby (2014)..... 18
- Brandon Waddell (2014)..... 18
- Danny Hultzen (2011)..... 18
6. Will Roberts (2011)..... 17
7. Scott Silverstein (2013)..... 16
- Brandon Waddell (2013)..... 16
- Tyler Wilson (2011)..... 16
- Danny Hultzen (2010)..... 16
- Robert Morey (2010)..... 16
- Danny Hultzen (2009)..... 16
- Jacob Thompson (2007)..... 16
- Jacob Thompson (2006)..... 16
- Mike Ballard (2006)..... 16
- Andrew Dobies (2004)..... 16
- Brandon Creswell (2000)..... 16
- Seth Greisinger (1996)..... 16

WINS CAREER

1. Danny Hultzen (2009-11)..... 32
2. Tyler Wilson (2008-11)..... 27
- Jacob Thompson (2006-08)..... 27
4. Alec Bettinger (2014-17)..... 22
- Connor Jones (2014-16)..... 22
- Sean Doolittle (2005-07)..... 22
7. Brandon Waddell (2013-15)..... 21
- Joe Koshansky (2001-04)..... 21
- Seth Greisinger (1994-96)..... 21
- Tim Burcham (1983-85)..... 21

SEASON

1. Danny Hultzen (2011)..... 12
- Seth Greisinger (1996)..... 12
3. Connor Jones (2016)..... 11
- Will Roberts (2011)..... 11
- Danny Hultzen (2010)..... 11
- Jacob Thompson (2007)..... 11
- Sean Doolittle (2006)..... 11
- Tim Burcham (1985)..... 11
9. Brandon Waddell (2014)..... 10
- Scott Silverstein (2013)..... 10
- Tyler Wilson (2011)..... 10
- Jacob Thompson (2006)..... 10

WINNING PERCENTAGE CAREER

(MINIMUM 10 DECISIONS)

1. Robert Poutier (2005-09/11-1)..... .917
2. David Rosenberger (2012-15/9-1)..... .900
- Will Roberts (2009-11/18-2)..... .900
4. Shane Halley (2009-12/14-2)..... .875
5. Danny Hultzen (2009-11/32-5)..... .865
6. Whit Mayberry (2010-14/18-3)..... .857
- Craig Zaikov (1993-96/12-2)..... .857
8. Mike Judkins (1971-72/10-2)..... .833
9. Connor Jones (2014-16/22-5)..... .815
10. Kyle Crockett (2011-13/12-3)..... .800
- Andrew Carraway (2006-09/20-5)..... .800
- Jack Leachman (1947-49/12-3)..... .800

SEASON (MINIMUM FIVE DECISIONS)

1. Jacob Thompson (2007/11-0)..... 1.000
- Tyler Wilson (2011/10-0)..... 1.000
- Alec Bettinger (2017/8-0)..... 1.000
- Pat McAnaney (2005/7-0)..... 1.000
- Alec Bettinger (2014/6-0)..... 1.000
- Whit Mayberry (2011/5-0)..... 1.000
- Cody Winiarski (2010/5-0)..... 1.000
- Andrew Carraway (2007/5-0)..... 1.000
- West Lescanec (1980/5-0)..... 1.000
- Jack Leachman (1949/5-0)..... 1.000
11. Connor Jones (2016/11-1)..... .916
- Danny Hultzen (2010/11-1)..... .916

EARNED RUN AVERAGE CAREER

(MINIMUM 100 INNINGS)

1. Larry Gammon (1964-67)..... 1.97
2. Kyle Crockett (2011-13)..... 1.98
3. Danny Hultzen (2009-11)..... 2.08
4. Richard Spigone (1969-71)..... 2.15
5. Josh Sborz (2013-15)..... 2.20
6. Sean Doolittle (2005-07)..... 2.23
7. Ed Kihm (1968-71)..... 2.32
8. Scott Gardner (1973-75)..... 2.44
9. Bill Spencer (1961-1962)..... 2.48
10. Keith Liskey (1965-67)..... 2.51

SEASON

(MINIMUM 45.0 INNINGS)

1. Dan Street (2000)..... 0.69
2. Robert Poutier (2005)..... 0.73
3. Buddy Charles (1950)..... 0.89
4. Matt Packer (2008)..... 1.14
5. Artie Lewicki (2014)..... 1.31
6. Danny Hultzen (2011)..... 1.37
7. Larry Gammon (1965)..... 1.38
8. Bill Boozer (1950)..... 1.45
9. Jacob Thompson (2007)..... 1.50
10. Pat McAnaney (2005)..... 1.55

INNINGS PITCHED CAREER

1. Brandon Creswell (1998-01)..... 345.1
2. Danny Hultzen (2009-11)..... 320.0
3. Joe Koshansky (2001-04)..... 317.2
4. Brandon Waddell (2013-15)..... 312.2
5. Jacob Thompson (2006-08)..... 296.0
6. Seth Greisinger (1994-96)..... 282.1
7. Pat Daneker (1995-97)..... 280.1
8. Connor Jones (2014-16)..... 268.2
9. Kent Kruse (1990-93)..... 267.2
10. Jeff Kamrath (2001-03, 05)..... 263.2

SEASON

1. Seth Greisinger (1996)..... 123.0
2. Danny Hultzen (2011)..... 118.0
3. Tim Burcham (1985)..... 117.0
4. Connor Jones (2015)..... 115.2
5. Brandon Waddell (2014)..... 114.0
- Jacob Thompson (2007)..... 114.0
7. Nathan Kirby (2014)..... 113.1
8. Brandon Waddell (2015)..... 110.0
9. Andrew Dobies (2004)..... 108.1
10. Danny Hultzen (2010)..... 106.2

STRIKEOUTS CAREER

1. Danny Hultzen (2009-11)..... 395
2. Seth Greisinger (1994-96)..... 290
3. Tim Burcham (1983-85)..... 272
4. Tyler Wilson (2008-11)..... 267
5. Brandon Creswell (1998-01)..... 261
6. Jacob Thompson (2006-08)..... 248
7. Brandon Waddell (2013-15)..... 246
8. Sean Doolittle (2005-07)..... 243
9. Andrew Carraway (2006-09)..... 238
10. Kevin ShROUT (1997-00)..... 233

SEASON

1. Danny Hultzen (2011)..... 165
2. Tim Burcham (1985)..... 146
3. Seth Greisinger (1996)..... 141
4. Danny Hultzen (2010)..... 124
5. Tyler Wilson (2011)..... 124
6. Connor Jones (2015)..... 113
- Buddy Charles (1950)..... 113
8. Nathan Kirby (2014)..... 112
9. Andrew Dobies (2004)..... 109
10. Sean Doolittle (2006)..... 108

SAVES CAREER

1. Casey Lambert (2004-07)*..... 43
2. Kevin Arico (2008-10)..... 29
3. Branden Kline (2010-12)..... 21
4. Nick Howard (2012-14)..... 20
5. Tim LaVigne (1997-00)..... 18
6. Tommy Doyle (2015-17)..... 17
- Josh Sborz (2013-15)..... 17
8. Michael Schwimer (2005-08)..... 16
9. Todd Ruyak (1989-92)..... 13
10. Kyle Crockett (2011-13)..... 12
- Justin Thompson (2009-12)..... 12

SEASON

1. Nick Howard (2014)..... 20*
2. Branden Kline (2011)..... 18
- Kevin Arico (2010)..... 18
4. Josh Sborz (2015)..... 15
5. Tommy Doyle (2017)..... 14
- Michael Schwimer (2008)..... 14
- Casey Lambert (2005)..... 14
8. Kyle Crockett (2013)..... 12
- Justin Thompson (2012)..... 12
10. Kevin Arico (2009)..... 11
- Casey Lambert (2007)..... 11

COMPLETE GAMES CAREER


1. Tim Burcham (1983-85)..... 20
2. Richard Spigone (1969-71)..... 17
3. Steve Brindle (1970-73)..... 16
- Keith Liskey (1965-67)..... 16
5. Pat Daneker (1995-97)..... 15
6. Seth Greisinger (1994-96)..... 14
- Marty Moore (1976-79)..... 14
- Larry Gammon (1964-67)..... 14
9. Mike Gordon (1979-82)..... 13
- Harry Thomas (1973-76)..... 13

SEASON

1. Tim Burcham (1985)..... 11
2. Pat Daneker (1995)..... 8
- Tim Burcham (1984)..... 8
- Richard Spigone (1969)..... 8
- Bill Spencer (1962)..... 8
6. Seth Greisinger (1995)..... 7
- Keith Liskey (1966)..... 7
8. Seth Greisinger (1996)..... 6
- Mike Gordon (1981)..... 6
- Marty Moore (1977)..... 6
- Harry Hollar (1974)..... 6
- Bill Kelley (1968)..... 6

Bold indicates active player
*Denotes ACC record

SINGLE-GAME/MISCELLANEOUS RECORDS



Peter Sposato



Greg Miclat

BATTING

| At Bats | Player | Count | Opponent | Date |
|---------|-----------------|-------|------------------------|---------|
| | Adam Haseley | 8 | vs. Marist | 2/22/15 |
| | Christian Lowry | 8 | vs. Marist | 2/22/15 |
| | Daniel Pinero | 8 | vs. Marist | 2/22/15 |
| | Brandon Guyer | 8 | at Coll. of Charleston | 2/26/06 |
| | Mike Mitchell | 8 | at Coll. of Charleston | 2/26/06 |
| | 25 times | 7 | | |

| | | | | |
|------------------------|-------------------------------|----|-------------------|---------|
| Runs | 10x, last by Tyler Cannon | 5 | at Wake Forest | 3/6/09 |
| Hits | Mark McMillian | 6 | at Maryland | 4/28/90 |
| | Jeff Booker | 6 | Liberty Baptist | 4/1/85 |
| | 27x, last by Nick Howard | 5 | Richmond | 4/24/13 |
| RBI | Peter Sposato | 10 | vs. Maryland | 4/11/78 |
| | Brandon Guyer | 9 | Niagara | 3/13/07 |
| | Bobby Rivell | 9 | at Maryland | 4/28/90 |
| Stolen Bases | Greg Miclat | 4 | at Clemson | 4/20/07 |
| | Mike Mitchell | 4 | at NC A&T | 2/15/04 |
| | 23x, last by Chris Taylor | 3 | NC State | 4/24/11 |
| Caught Stealing | 11x, last by Pavin Smith | 2 | at Notre Dame | 3/29/15 |
| Doubles | 29x, last by Andy Weber | 3 | GW | 4/5/17 |
| Triples | 11x, last by Steven Proscia | 2 | Towson | 3/31/10 |
| Home Runs | Peter Sposato | 4 | vs. Maryland | 4/11/78 |
| | Steve Cunha | 3 | at Maryland | 4/27/90 |
| | Jay West | 3 | vs. Maryland | 4/11/78 |
| | 57 times, last by Pavin Smith | 2 | vs. East Carolina | 6/4/16 |
| Bases on Balls | Phil Gosselin | 5 | at James Madison | 3/17/10 |
| | 17x, last by Cameron Simmons | 4 | Niagara | 3/4/17 |
| Hit By Pitch | 4x, last by Derek Fisher | 3 | at East Carolina | 2/15/13 |
| Sacrifice Hits | 3x, last by Beau Seabury | 3 | at NC State | 4/1/06 |
| Sacrifice Flies | 23x, last by Andy Weber | 2 | VMI | 2/21/17 |
| Strikeouts | 3x, last by Jared King | 5 | at Duke | 4/20/12 |

PITCHING

| | | | | |
|-----------------------|-----------------|----|-----------------------|---------|
| Strikeouts | Harry Thomas | 19 | Clemson | 4/26/74 |
| | Nathan Kirby | 18 | at Pittsburgh | 4/4/14 |
| | Seth Greisinger | 16 | North Carolina | 3/23/96 |
| Earned Runs | Seth Greisinger | 13 | at Old Dominion | 2/23/95 |
| Runs | Seth Greisinger | 13 | at Old Dominion | 2/23/95 |
| | Mike Long | 13 | Kent State | 3/21/87 |
| Bases on Balls | Derrick Cusic | 10 | Md. Eastern Shore | 2/29/92 |
| | George Cave | 10 | vs. Purdue-Fort Wayne | |

WIN/LOSS MARGIN

| WIN | | | | LOSS | | | |
|-----|-----------|----------------|---------|------|-----------|--------------|---------|
| 1. | 27 (29-2) | Niagara | 3/13/07 | 1. | 28 (28-0) | Baltimore | 1894 |
| 2. | 26 (27-1) | Coppin State | 2/28/08 | 2. | 24 (28-4) | Yale | 1894 |
| | 26 (28-2) | at Richmond | 4/16/71 | 3. | 23 (23-0) | Boston (AL) | 1901 |
| | 26 (27-1) | Akron | 1950 | | 23 (25-2) | Pennsylvania | 1890 |
| | 26 (27-1) | William & Mary | 1902 | 5. | 22 (26-4) | Clemson | 4/17/77 |
| | | | | | 22 (22-0) | Buffalo | 1921 |
| | | | | | 22 (22-0) | Boston | 1892 |

GAME LENGTH: INNINGS

| | | | |
|----|----|---|---------|
| 1. | 18 | vs. Marist (Charleston, S.C.) | 2/22/15 |
| 2. | 17 | at College of Charleston | 2/26/06 |
| 3. | 16 | at Clemson | 4/19/74 |
| 4. | 15 | vs. TCU (College World Series; Omaha, Neb.) | 6/17/14 |
| 5. | 14 | James Madison | 4/25/07 |
| | 14 | at North Carolina | 4/1/05 |
| | 14 | Georgia Tech | 4/2/99 |
| | 14 | at North Carolina | 4/9/89 |
| 9. | 13 | at Boston College | 4/10/16 |
| | 13 | vs. South Carolina (CWS; Omaha, Neb.) | 6/24/11 |
| | 13 | Oregon State (NCAA Regional) | 6/2/07 |
| | 13 | at Wake Forest | 4/3/93 |

GAME LENGTH: TIME

| | | | |
|-----|-----------|---|---------|
| 1. | 5:19 (17) | at College of Charleston | 2/26/06 |
| 2. | 5:08 (18) | vs. Marist (Charleston, S.C.) | 2/22/15 |
| 3. | 5:01 (13) | at Boston College | 4/10/16 |
| | 4:53 (13) | Oregon State (NCAA Regional) | 6/2/07 |
| 5. | 4:51 (15) | vs. TCU (College World Series; Omaha, Neb.) | 6/17/14 |
| 6. | 4:48 (11) | vs. Southern California (NCAA Lake Elsinore Regional) | 5/31/15 |
| 7. | 4:46 (12) | vs. Arkansas (College World Series; Omaha, Neb.) | 6/17/09 |
| 8. | 4:40 (14) | at North Carolina | 4/1/05 |
| 9. | 4:39 (14) | James Madison | 4/25/07 |
| 10. | 4:36 (11) | Virginia Tech | 3/9/12 |

Longest 9-Inning Game:

4:30 North Carolina 4/17/16

NO HITTERS

| Name | Opponent | Score | Date |
|-----------------------------|-------------------|-------|---------|
| Ned Turnbull | NC State | 4-0 | 4/22/66 |
| Barry Collier | Mansfield State | 4-1 | 3/27/74 |
| Mike Ballard | Boston College | 5-0 | 4/16/06 |
| Will Roberts (perfect game) | George Washington | 2-0 | 3/29/11 |
| Nathan Kirby | at Pittsburgh | 4-0 | 4/4/14 |

NOTE: Single-game records are since 1958 season
(No statistics available for 1971 or prior to 1958. Only statistics available from 1958 through the 1970 season are hits, AB, 2B, 3B, HR)



Will Roberts - 2011 Perfect Game

ANNUAL BATTING LEADERS

BATTING AVERAGE

(min. 2 AB/game)

| | | |
|-------------|----------------------|-------------|
| 1964 | John Pincavage | .309 |
| 1965 | Larry Gammon | .286 |
| 1966 | Stewart Evans | .293 |
| 1967 | William Curtis | .389 |
| 1968 | Joel DeBoe | .333 |
| 1969 | Robbin Marvin | .327 |
| 1970 | Steve Bryant | .383 |
| 1971 | Stephen Sroba | .315 |
| 1972 | Robbin Marvin | .303 |
| 1973 | David Bratt | .364 |
| 1974 | Dan Bernstein | .300 |
| 1975 | Dean Pallotta | .358 |
| 1976 | Steve Norwood | .327 |
| 1977 | David Duff | .376 |
| 1978 | Duke Duncan | .368 |
| 1979 | Peter Sposato | .369 |
| 1980 | Donald Meeks | .382 |
| 1981 | Glenn Harris | .425 |
| 1982 | Glenn Harris | .391 |
| 1983 | George Priftis | .357 |
| 1984 | Bill Narleski | .366 |
| 1985 | Jeff Booker | .427 |
| 1986 | Kent Savedge | .392 |
| 1987 | Bill Narleski | .384 |
| 1988 | Kevin McDonald | .364 |
| 1989 | Chris Kughn | .392 |
| 1990 | Bobby Rivell | .365 |
| 1991 | Steve Cunha | .400 |
| 1992 | Kevin Stock | .314 |
| 1993 | Tom Crowley | .356 |
| 1994 | Brian Buchanan | .396 |
| 1995 | Justin Counts | .327 |
| 1996 | Adam Robinson | .336 |
| 1997 | Adam Robinson | .353 |
| 1998 | Brian Sherlock | .351 |
| 1999 | Joe Benick | .384 |
| 2000 | Robbie Marvin | .350 |
| 2001 | Hunter Wyant | .363 |
| 2002 | Dan Street | .371 |
| 2003 | Chris Sweet | .326 |
| 2004 | Ryan Zimmerman | .361 |
| 2005 | Ryan Zimmerman | .393 |
| 2006 | Brandon Marsh | .380 |
| 2007 | Greg Miclat | .376 |
| 2008 | John Barr | .325 |
| 2009 | Dan Grovatt | .356 |
| 2010 | Keith Werman | .414 |
| 2011 | David Coleman | .362 |
| 2012 | Stephen Bruno | .370 |
| 2013 | Mike Papi | .381 |
| 2014 | Mike Papi | .307 |
| 2015 | Matt Thaiss | .323 |
| 2016 | Matt Thaiss | .375 |
| 2017 | Adam Haseley | .390 |

RUNS

| | | |
|-------------|--------------------------------|----------------|
| 1964 | John Pincavage |12 |
| 1965 | Edward Carrington | ..7 |
| 1966 | Bill Curtis |12 |
| 1967 | Charles Hall |11 |
| 1968 | Steve Bryant |17 |
| 1969 | Robert Schultz |24 |
| 1970 | Steve Bryant |24 |
| 1971 | Robbin Marvin |29 |
| 1972 | Robbin Marvin |26 |
| 1973 | Stephen Sroba |29 |
| 1974 | Pete Andersen |30 |
| 1975 | Pete Andersen |19 |
| 1976 | Robbie Emerson |29 |
| 1977 | David Duff |26 |
| 1978 | Drew Schuett |32 |
| 1979 | Mark Meleski |40 |
| 1980 | Mark Maleski |31 |
| 1981 | Jay West |47 |
| 1982 | Steve Heon |53 |
| 1983 | Glen Harris |33 |
| 1984 | Bill Narleski |38 |
| 1985 | Keith Kowalski |58 |
| 1986 | Bill Narleski |55 |
| 1987 | Bobby Rivell |47 |
| 1988 | David Guy |60 |
| 1989 | Chris Kughn |44 |
| 1990 | Bobby Rivell |58 |
| 1991 | Kevin Stock |35 |
| 1992 | Jason Cook |44 |
| 1993 | Jason Cook |40 |
| 1994 | Brian Buchanan |57 |
| 1995 | Justin Counts |49 |
| 1996 | Adam Robinson |55 |
| 1997 | Adam Robinson |53 |
| 1998 | Brian Sherlock |46 |
| 1999 | Tim LaVigne |46 |
| 2000 | Luis Giraldo |50 |
| 2001 | Hunter Wyant |48 |
| 2002 | David Stone |53 |
| 2003 | Joe Koshansky |43 |
| 2004 | Mark Reynolds |60 |
| 2005 | Matt Street |53 |
| 2006 | David Adams |57 |
| 2007 | Greg Miclat |51 |
| 2008 | Greg Miclat |52 |
| 2009 | Jarrett Parker |76 |
| 2010 | Phil Gosselin |67 |
| 2011 | Chris Taylor |63 |
| 2012 | Chris Taylor |57 |
| 2013 | Brandon Downes | ..67 |
| 2014 | Branden Cogswell/ Mike Papi |55 |
| 2015 | Daniel Pinero |60 |
| 2016 | Ernie Clement |62 |
| 2017 | Adam Haseley |68 |

HITS

| | | |
|-------------|-------------------|----------------|
| 1964 | John Pincavage |21 |
| 1965 | Mack Wilcox |21 |
| 1966 | Stewart Evans |24 |
| 1967 | Charles Hall |23 |
| 1968 | Steve Bryant |34 |
| 1969 | Steve Bryant |37 |
| 1970 | Steve Bryant |41 |
| 1971 | Mike Cubbage |32 |
| 1972 | Robbin Marvin |44 |
| 1973 | David Bratt |40 |
| 1974 | Pete Andersen |41 |
| 1975 | Dean Pallotta |29 |
| 1976 | Tony Zentgraf |48 |
| 1977 | David Duff |47 |
| 1978 | Drew Schuett |45 |
| 1979 | Drew Schuett |51 |
| 1980 | Jeff Musser |51 |
| 1981 | Jay West |77 |
| 1982 | Glen Harris |66 |
| 1983 | George Priftis |45 |
| 1984 | Bill Narleski |60 |
| 1985 | Bill Narleski |79 |
| 1986 | Kent Savedge |71 |
| 1987 | Bill Narleski |71 |
| 1988 | David Guy |70 |
| 1989 | Chris Kughn |71 |
| 1990 | Bobby Rivell |73 |
| 1991 | Kevin O' Sullivan | ...73 |
| 1992 | Hans Martinsen |54 |
| 1993 | Brian Buchanan |65 |
| 1994 | Brian Buchanan |78 |
| 1995 | Justin Counts |68 |
| 1996 | John Galloway |80 |
| 1997 | Adam Robinson |76 |
| 1998 | Brian Sherlock |71 |
| 1999 | Jon Benick |88 |
| 2000 | Tim LaVigne |72 |
| 2001 | Hunter Wyant |86 |
| 2002 | Dan Street |86 |
| 2003 | Matt Street |74 |
| 2004 | Ryan Zimmerman | ..90 |
| 2005 | Ryan Zimmerman | ..92 |
| 2006 | Brandon Guyer |80 |
| 2007 | David Adams |84 |
| 2008 | Greg Miclat |77 |
| 2009 | Jarrett Parker |94 |
| 2010 | Phil Gosselin |100 |
| 2011 | John Hicks |92 |
| 2012 | Stephen Bruno |88 |
| 2013 | Brandon Downes | ..80 |
| 2014 | Branden Cogswell | ..78 |
| 2015 | Pavin Smith |83 |
| 2016 | Ernie Clement |92 |
| 2017 | Adam Haseley |87 |

HOME RUNS

| | | |
|-------------|-------------------------------|----------------|
| 1964 | John Pincavage |3 |
| 1965 | John Pincavage |2 |
| 1966 | Stewart Evans |3 |
| 1967 | Charles Hall |2 |
| 1968 | Joel DeBoe |2 |
| 1969 | Steve Bryant |2 |
| 1970 | Mike Cubbage |6 |
| 1971 | Samuel Beale |3 |
| 1972 | Duval White |2 |
| 1973 | Dean Pallotta |4 |
| 1974 | Pete Andersen |7 |
| 1975 | Pete Andersen |5 |
| 1976 | Tony Zentgraf |8 |
| 1977 | David Duff |6 |
| 1978 | Duke Duncan |11 |
| 1979 | Paul Thomas |3 |
| 1980 | William West |5 |
| 1981 | George Priftis |6 |
| 1982 | George Priftis |10 |
| 1983 | Tony Latham |3 |
| 1984 | Jeff Booker |8 |
| 1985 | Bill Narleski |9 |
| 1986 | Kent Savedge |14 |
| 1987 | Bill Narleski |7 |
| 1988 | Kevin McDonald | ...14 |
| 1989 | Dough Johns |5 |
| 1990 | Steve Cunha |12 |
| 1991 | Steve Cunha |5 |
| 1992 | Ron Zucchelli |4 |
| 1993 | Brian Buchanan |6 |
| 1994 | Brian Buchanan |22 |
| 1995 | Justin Counts |6 |
| 1996 | E.J. Anderson |14 |
| 1997 | E.J. Anderson |12 |
| 1998 | Brian Sherlock |10 |
| 1999 | Jon Benick |10 |
| 2000 | Luis Giraldo |8 |
| 2001 | Dan Street |9 |
| 2002 | Mark Reynolds |15 |
| 2003 | Joe Koshansky |9 |
| 2004 | Joe Koshansky |16 |
| 2005 | Sean Doolittle |11 |
| 2006 | Brandon Guyer |7 |
| 2007 | Brandon Guyer |8 |
| 2008 | Jeremy Farrell |11 |
| 2009 | Jarrett Parker |16 |
| 2010 | Phil Gosselin |11 |
| 2011 | Steven Proscia/ John Hicks |8 |
| 2012 | Derek Fisher |7 |
| 2013 | Brandon Downes | ..10 |
| 2014 | Mike Papi |11 |
| 2015 | Matt Thaiss |10 |
| 2016 | Matt Thaiss |10 |
| 2017 | Adam Haseley |14 |

RBI

| | | |
|-------------|-------------------------------|----------------|
| 1964 | Mack Wilcox |10 |
| 1965 | Edward Carrington | ..9 |
| 1966 | Ron Bugnar |10 |
| 1967 | Charles Hall |21 |
| 1968 | Charles Hall |10 |
| 1969 | Mike Cubbage |21 |
| 1970 | Mike Cubbage |29 |
| 1971 | Samuel Beale |29 |
| 1972 | Dave Bratt |24 |
| 1973 | Dean Pallotta |25 |
| 1974 | Dean Pallotta |29 |
| 1975 | Dean Pallotta |21 |
| 1976 | Tony Zentgraf |34 |
| 1977 | Duke Duncan |26 |
| 1978 | Duke Duncan |39 |
| 1979 | Jeff Musser |38 |
| 1980 | William West |28 |
| 1981 | Mark Meleski |45 |
| 1982 | George Priftis |57 |
| 1983 | George Priftis |34 |
| 1984 | Bill Narleski |27 |
| 1985 | Bill Narleski |53 |
| 1986 | Kent Savedge |53 |
| 1987 | Kent Savedge |50 |
| 1988 | Chris Kughn |47 |
| 1989 | Keith Lee |46 |
| 1990 | Mike Linder |56 |
| 1991 | Kevin O' Sullivan | ...39 |
| 1992 | Jason Cook |28 |
| 1993 | Brian Buchanan |37 |
| 1994 | Brian Buchanan |66 |
| 1995 | Justin Counts |40 |
| 1996 | Adam Robinson |40 |
| 1997 | John Galloway |56 |
| 1998 | Brian Sherlock |60 |
| 1999 | Jon Benick |54 |
| 2000 | Tim LaVigne |47 |
| 2001 | Jon Benick |57 |
| 2002 | Dan Street |59 |
| 2003 | Mark Reynolds |46 |
| 2004 | Joe Koshansky |67 |
| 2005 | Ryan Zimmerman | ..59 |
| 2006 | Brandon Guyer |57 |
| 2007 | Sean Doolittle |53 |
| 2008 | Jeremy Farrell |54 |
| 2009 | Jarrett Parker |65 |
| 2010 | Steven Proscia |65 |
| 2011 | Steven Proscia/ John Hicks |59 |
| 2012 | Stephen Bruno |54 |
| 2013 | Brandon Downes | ..59 |
| 2014 | Mike Papi |56 |
| 2015 | Kenny Towns |67 |
| 2016 | Matt Thaiss |59 |
| 2017 | Pavin Smith |77 |

Yearly ACC leaders
denoted in **bold**

ANNUAL PITCHING LEADERS

APPEARANCES

| | | |
|------|-----------------------|----|
| 1964 | Larry Gammon..... | 11 |
| 1965 | Keith Liskey..... | 9 |
| 1966 | Ned Turnbull..... | 11 |
| 1967 | Keith Liskey..... | 10 |
| 1968 | William Kelley..... | 12 |
| 1969 | David Greer..... | 14 |
| 1970 | Hunter Hollar..... | 12 |
| 1971 | Stephen Brindle..... | 10 |
| 1972 | Stephen Brindle..... | 13 |
| 1973 | Stephen Brindle..... | 10 |
| 1974 | Dave Lacross..... | 11 |
| 1975 | Scott Gardner..... | 9 |
| 1976 | Bill Harvey..... | 16 |
| 1977 | Paul Voigt..... | 9 |
| 1978 | Paul Voigt..... | 10 |
| 1979 | Paul Voigt..... | 11 |
| 1980 | Lannie Cropper..... | 17 |
| 1981 | Doug Erbaugh..... | 16 |
| 1982 | John Kampschror..... | 17 |
| 1983 | Andy Koontz..... | 14 |
| 1984 | Yogi Biggs..... | 12 |
| 1985 | Tim Burcham..... | 15 |
| 1986 | Bob Dement..... | 21 |
| 1987 | Mark McMillan..... | 22 |
| 1988 | Todd Vick..... | 21 |
| 1989 | Todd Figel..... | 16 |
| 1990 | Mike Long..... | 21 |
| 1991 | Todd Ruvak..... | 23 |
| 1992 | Kevin Stock..... | 24 |
| 1993 | Don Melroy..... | 20 |
| 1994 | Matt Moore..... | 32 |
| 1995 | Matt Moore..... | 29 |
| 1996 | Jason Sekany..... | 28 |
| 1997 | Tim LaVigne..... | 27 |
| 1998 | Brandon Creswell..... | 22 |
| 1999 | Tommy Keiper..... | 20 |
| 2000 | Tim LaVigne..... | 26 |
| 2001 | Greg Hansard..... | 21 |
| 2002 | Alan Zimmerer..... | 23 |
| 2003 | Gabe Spooner..... | 23 |
| 2004 | Casey Lambert..... | 29 |
| 2005 | Casey Lambert..... | 27 |
| 2006 | Michael Schwimer..... | 36 |
| 2007 | Casey Lambert..... | 28 |
| 2008 | Michael Schwimer..... | 26 |
| 2009 | Matt Packer..... | 32 |
| 2010 | Tyler Wilson..... | 31 |
| 2011 | Branden Kline..... | 32 |
| 2012 | Justin Thompson..... | 34 |
| 2013 | Josh Sborz..... | 30 |
| 2014 | Nick Howard..... | 31 |
| 2015 | Josh Sborz..... | 33 |
| 2016 | Kevin Doherty..... | 27 |
| 2017 | Bennett Sousa..... | 24 |

INNINGS PITCHED

| | | |
|-------------|--------------------------|--------------|
| 1964 | Larry Gammon..... | 57.2 |
| 1965 | Larry Gammon..... | 58.2 |
| 1966 | Keith Liskey..... | 75.0 |
| 1967 | Keith Liskey..... | 80.0 |
| 1968 | William Kelley..... | 64.0 |
| 1969 | Richard Spigone..... | 89.0 |
| 1970 | Hunter Hollar..... | 63.1 |
| 1971 | Stephen Brindle..... | 70.0 |
| 1972 | Stephen Brindle..... | 72.1 |
| 1973 | David Lacross ... | 70.0 |
| 1974 | Barry Hollar..... | 64.1 |
| 1975 | Harry Thomas..... | 62.2 |
| 1976 | Harry Thomas..... | 70.2 |
| 1977 | Steven Norwood..... | 59.1 |
| 1978 | Marty Moore..... | 54.0 |
| 1979 | Paul Voigt..... | 72.2 |
| 1980 | Ricky Horton..... | 66.2 |
| 1981 | Mike Gordon..... | 90.3 |
| 1982 | Mike Gordon..... | 81.2 |
| 1983 | John Kampschror..... | 66.1 |
| 1984 | Tim Burcham..... | 81.2 |
| 1985 | Tim Burcham..... | 117.0 |
| 1986 | Andy Kavulich..... | 81.0 |
| 1987 | David Sammons..... | 76.2 |
| 1988 | Doug Johns..... | 69.2 |
| 1989 | Keith Seller..... | 74.2 |
| 1990 | Keith Seiler..... | 64.1 |
| 1991 | Kent Kruse..... | 87.1 |
| 1992 | Frank Lankford..... | 84.0 |
| 1993 | Frank Lankford..... | 88.1 |
| 1994 | Yates Hall..... | 72.2 |
| 1995 | Seth Greisinger..... | 97.2 |
| 1996 | Seth Greisinger..... | 123.0 |
| 1997 | Casey Kennedy..... | 81.2 |
| 1998 | Casey Kennedy..... | 91.1 |
| 1999 | Brandon Creswell..... | 90.1 |
| 2000 | Brandon Creswell..... | 87.1 |
| 2001 | Brandon Creswell..... | 100.0 |
| 2002 | Jeff Kamrath..... | 96.0 |
| 2003 | Andrew Dobies..... | 79.2 |
| 2004 | Andrew Dobies..... | 108.1 |
| 2005 | Jeff Kamrath..... | 101.2 |
| 2006 | Jacob Thompson..... | 100.1 |
| 2007 | Jacob Thompson..... | 114.0 |
| 2008 | Pat McAnaney..... | 83.1 |
| 2009 | Danny Hultzen..... | 95.1 |
| 2010 | Danny Hultzen..... | 106.2 |
| 2011 | Danny Hultzen..... | 118.0 |
| 2012 | Branden Kline..... | 93.2 |
| 2013 | Scott Silverstein..... | 91.1 |
| 2014 | Brandon Waddell..... | 114.0 |
| 2015 | Connor Jones..... | 115.2 |
| 2016 | Connor Jones..... | 103.2 |
| 2017 | Daniel Lynch..... | 77.1 |

WINS

| | | |
|-------------|--------------------------------------|-----------|
| 1964 | Ned Turnbull..... | 4 |
| 1965 | Larry Gammon..... | 4 |
| 1966 | Ned Turnbull..... | 3 |
| 1967 | Keith Liskey..... | 5 |
| 1968 | William Kelley..... | 3 |
| 1969 | Richard Spigone..... | 7 |
| 1970 | Richard Spigone..... | 5 |
| 1971 | Stephen Brindle..... | 7 |
| 1972 | Stephen Brindle..... | 5 |
| 1973 | Stephen Brindle..... | 4 |
| 1974 | Harry Thomas..... | 5 |
| 1975 | Scott Gardner..... | 6 |
| 1976 | Greg Haden..... | 5 |
| 1977 | West Lescanec..... | 3 |
| 1978 | West Lescanec..... | 4 |
| 1979 | Paul Voigt..... | 6 |
| 1980 | West Lescanec..... | 5 |
| 1981 | Mike Gordon/ Charlie Thomas..... | 6 |
| 1982 | John Kampschror..... | 5 |
| 1983 | John Kampschror..... | 3 |
| 1984 | Tim Burcham..... | 7 |
| 1985 | Tim Burcham..... | 11 |
| 1986 | Andy Kavulich..... | 7 |
| 1987 | Andy Kavulich..... | 5 |
| 1988 | Mike Long..... | 6 |
| 1989 | Keith Seller..... | 6 |
| 1990 | Doug Johns..... | 4 |
| 1991 | Steve Lindner..... | 5 |
| 1992 | Frank Lankford..... | 5 |
| 1993 | Tom Crowley..... | 5 |
| 1994 | Yates Hall..... | 6 |
| 1995 | Seth Greisinger..... | 6 |
| 1996 | Seth Greisinger..... | 12 |
| 1997 | Geoff Zawatski..... | 7 |
| 1998 | Kevin Shrout..... | 6 |
| 1999 | Brandon Creswell..... | 6 |
| 2000 | Brandon Creswell..... | 5 |
| 2001 | Brandon Creswell..... | 7 |
| 2002 | Jeff Kamrath..... | 7 |
| 2003 | Joe Koshansky..... | 7 |
| 2004 | Matt Avery..... | 7 |
| 2005 | Jeff Kamrath..... | 9 |
| 2006 | Sean Doolittle..... | 11 |
| 2007 | Jacob Thompson..... | 11 |
| 2008 | Matt Packer..... | 6 |
| 2009 | Andrew Cronan/ Danny Hultzen..... | 2.78 |
| | Danny Hultzen..... | 2.78 |
| | Tyler Wilson..... | 9 |
| 2010 | Danny Hultzen..... | 11 |
| 2011 | Danny Hultzen..... | 12 |
| 2012 | Shane Halley..... | 9 |
| 2013 | Scott Silverstein..... | 10 |
| 2014 | Brandon Waddell..... | 10 |
| 2015 | Connor Jones/ Josh Sborz..... | 7 |
| 2016 | Connor Jones..... | 11 |
| 2017 | Alec Bettinger..... | 8 |

ERA

| | | |
|-------------|-----------------------------|--------------|
| 1964 | Earle Wentz..... | 1.50 |
| 1965 | Larry Gammon..... | 1.38 |
| 1966 | Ned Turnbull..... | 3.02 |
| 1967 | Keith Liskey..... | 2.25 |
| 1968 | Hunter Hollar..... | 3.00 |
| 1969 | Edward Kihm..... | 1.88 |
| 1970 | Richard Spigone..... | 2.36 |
| 1971 | Edward Kihm..... | 1.76 |
| 1972 | William Judkins..... | 1.47 |
| 1973 | Dave Lacross..... | 1.67 |
| 1974 | Bill Harvey..... | 1.50 |
| 1975 | Scott Gardner..... | 2.43 |
| 1976 | Greg Haden..... | 3.57 |
| 1977 | Steven Norwood..... | 1.90 |
| 1978 | West Lescanec..... | 2.09 |
| 1979 | Paul Voigt..... | 2.60 |
| 1980 | Ricky Horton..... | 2.70 |
| 1981 | John Kampschror..... | 3.36 |
| 1982 | Todd Kirtley..... | 4.15 |
| 1983 | Andy Koontz..... | 3.38 |
| 1984 | Tim Burcham..... | 2.53 |
| 1985 | Tim Burcham..... | 1.77 |
| 1986 | Bob Dement..... | 2.70 |
| 1987 | David Sammons..... | 4.93 |
| 1988 | Adam Syrek..... | 2.83 |
| 1989 | Kevin Stock..... | 3.04 |
| 1990 | Tony Moore..... | 4.30 |
| 1991 | Steve Lindner..... | 1.43 |
| 1992 | Deron Dowhower..... | 2.25 |
| 1993 | Don Lelroy..... | 3.00 |
| 1994 | Derrick Cusick..... | 3.54 |
| 1995 | Patrick Daneker..... | 3.57 |
| 1996 | Seth Greisinger..... | 1.76 |
| 1997 | Andy Lee..... | 2.70 |
| 1998 | Bradley Nuckols..... | 2.52 |
| 1999 | Jon Metzger..... | 3.53 |
| 2000 | Dan Street..... | 0.69 |
| 2001 | Dan Street..... | 2.76 |
| 2002 | Jeff Kamrath..... | 3.28 |
| 2003 | Mike Ballard..... | 1.93 |
| 2004 | Casey Lambert..... | 2.54 |
| 2005 | Jeff Kamrath..... | 2.12 |
| 2006 | Sean Doolittle..... | 2.38 |
| 2007 | Jacob Thompson..... | 1.50 |
| 2008 | Matt Packer..... | 1.14* |
| 2009 | Danny Hultzen..... | 2.17 |
| 2010 | Danny Hultzen..... | 2.78 |
| 2011 | Danny Hultzen..... | 1.37 |
| 2012 | Kyle Crockett..... | 2.15 |
| 2013 | Scott Silverstein..... | 3.15 |
| 2014 | Nathan Kirby..... | 2.06 |
| 2015 | Josh Sborz..... | 1.60 |
| 2016 | Adam Haseley..... | 1.73 |
| 2017 | Alec Bettinger..... | 2.43 |

STRIKEOUTS

| | | |
|-------------|---------------------------|------------|
| 1964 | Larry Gammon..... | 50 |
| 1965 | Larry Gammon..... | 30 |
| 1966 | Ned Turnbull..... | 84 |
| 1967 | Keith Liskey..... | 54 |
| 1968 | William Kelley..... | 42 |
| 1969 | Richard Spigone..... | 77 |
| 1970 | Richard Spigone..... | 63 |
| 1971 | Edward Kihm..... | 67 |
| 1972 | Stephen Brindle..... | 53 |
| 1973 | Dave Lacross..... | 48 |
| 1974 | Barry Hollar..... | 55 |
| 1975 | Harry Thomas..... | 42 |
| 1976 | Harry Thomas..... | 65 |
| 1977 | Steven Norwood..... | 68 |
| 1978 | Marty Moore..... | 43 |
| 1979 | Paul Voigt..... | 62 |
| 1980 | Ricky Horton..... | 70 |
| 1981 | Mike Gordon..... | 87 |
| 1982 | Mike Gordon..... | 46 |
| 1983 | Tim Burcham..... | 39 |
| 1984 | Tim Burcham..... | 87 |
| 1985 | Tim Burcham..... | 146 |
| 1986 | Andy Kavulich..... | 58 |
| 1987 | David Sammons..... | 51 |
| 1988 | Doug Johns..... | 55 |
| 1989 | Keith Seller..... | 63 |
| 1990 | Kent Kruse..... | 58 |
| 1991 | Kent Kruse..... | 76 |
| 1992 | Frank Lankford..... | 62 |
| 1993 | Frank Lankford..... | 81 |
| 1994 | Yates Hall..... | 104 |
| 1995 | Seth Greisinger..... | 97 |
| 1996 | Seth Greisinger..... | 141 |
| 1997 | Casey Kennedy..... | 48 |
| 1998 | Kevin Shrout..... | 93 |
| 1999 | Brandon Creswell..... | 84 |
| 2000 | Kevin Shrout..... | 61 |
| 2001 | Brandon Creswell..... | 75 |
| 2002 | Jeff Kamrath..... | 67 |
| 2003 | Andrew Dobies..... | 72 |
| 2004 | Andrew Dobies..... | 109 |
| 2005 | Jeff Kamrath..... | 80 |
| 2006 | Sean Doolittle..... | 108 |
| 2007 | Jacob Thompson..... | 101 |
| 2008 | Pat McAnaney..... | 93 |
| 2009 | Danny Hultzen..... | 107 |
| 2010 | Danny Hultzen..... | 123 |
| 2011 | Danny Hultzen..... | 165 |
| 2012 | Branden Kline..... | 94 |
| 2013 | Brandon Waddell..... | 84 |
| 2014 | Nathan Kirby..... | 112 |
| 2015 | Connor Jones..... | 113 |
| 2016 | Connor Jones..... | 72 |
| 2017 | Alec Bettinger..... | 71 |

ACC leader denoted in **bold**
* denotes NCAA leader

SINGLE-SEASON TEAM RECORDS

BATTING

| Batting Average | | |
|-----------------|------|------|
| 1. | .333 | 1985 |
| 2. | .331 | 2010 |
| 3. | .328 | 1981 |
| 4. | .327 | 2009 |
| 5. | .325 | 1988 |
| 6. | .322 | 2006 |
| 7. | .321 | 2017 |
| 8. | .317 | 1986 |
| 9. | .314 | 2007 |
| 10. | .312 | 2013 |

At-Bats

| | | |
|-----|------|------|
| 1. | 2343 | 2009 |
| 2. | 2334 | 2011 |
| 3. | 2310 | 2015 |
| 4. | 2305 | 2014 |
| 5. | 2295 | 2010 |
| 6. | 2162 | 1996 |
| 7. | 2157 | 2013 |
| 8. | 2156 | 2007 |
| 9. | 2131 | 2006 |
| 10. | 2123 | 2016 |

Hits

| | | |
|-----|-----|------|
| 1. | 767 | 2009 |
| 2. | 759 | 2010 |
| 3. | 709 | 2011 |
| 4. | 687 | 2006 |
| 5. | 673 | 2013 |
| 6. | 667 | 2007 |
| 7. | 662 | 2017 |
| 8. | 645 | 2016 |
| | 645 | 2014 |
| 10. | 626 | 2015 |
| | 626 | 1985 |

Runs

| | | |
|-----|-----|------|
| 1. | 525 | 2010 |
| 2. | 507 | 2009 |
| 3. | 489 | 2013 |
| 4. | 471 | 2011 |
| 5. | 467 | 1985 |
| 6. | 464 | 2006 |
| 7. | 459 | 2017 |
| 8. | 438 | 1988 |
| 9. | 435 | 2007 |
| 10. | 416 | 2004 |

Runs/Game

| | | |
|-----|------|------|
| 1. | 8.65 | 1985 |
| 2. | 8.42 | 1988 |
| 3. | 8.08 | 2010 |
| 4. | 7.98 | 1981 |
| 5. | 7.80 | 2009 |
| | 7.80 | 1982 |
| 7. | 7.78 | 2017 |
| 8. | 7.48 | 2006 |
| 9. | 7.47 | 1986 |
| 10. | 7.26 | 1997 |

| Doubles | | |
|---------|-----|------|
| 1. | 160 | 2010 |
| 2. | 148 | 2011 |
| 3. | 138 | 2009 |
| 4. | 134 | 2013 |
| 5. | 126 | 2016 |
| 6. | 125 | 1985 |
| 7. | 122 | 2006 |
| 8. | 122 | 1997 |
| 9. | 120 | 2008 |
| 10. | 115 | 2007 |

Triples

| | | |
|----|----|------|
| 1. | 32 | 2012 |
| | 32 | 2010 |
| 3. | 31 | 2013 |
| 4. | 28 | 2009 |
| 5. | 27 | 1993 |
| 6. | 22 | 2006 |
| 7. | 20 | 2004 |
| 8. | 19 | 2016 |
| 9. | 18 | 2017 |
| | 18 | 2008 |

Home Runs

| | | |
|-----|----|------|
| 1. | 67 | 1988 |
| 2. | 62 | 1996 |
| 3. | 61 | 2017 |
| 4. | 61 | 2010 |
| 5. | 60 | 2002 |
| 6. | 59 | 2009 |
| 7. | 59 | 1998 |
| 8. | 58 | 1997 |
| 9. | 57 | 1986 |
| 10. | 55 | 1982 |

Home Runs/Game

| | | |
|-----|------|------|
| 1. | 1.41 | 1978 |
| 2. | 1.29 | 1988 |
| 3. | 1.16 | 1986 |
| 4. | 1.12 | 1982 |
| 5. | 1.07 | 1998 |
| | 1.07 | 1997 |
| 7. | 1.05 | 2002 |
| 8. | 1.04 | 1987 |
| 9. | 1.03 | 2017 |
| 10. | 0.96 | 1990 |

Runs Batted In

| | | |
|-----|-----|------|
| 1. | 484 | 2010 |
| 2. | 468 | 2009 |
| 3. | 458 | 2013 |
| 4. | 432 | 2011 |
| 5. | 416 | 2017 |
| | 416 | 2006 |
| 7. | 411 | 1985 |
| 8. | 396 | 2007 |
| 9. | 379 | 2012 |
| 10. | 371 | 1988 |

| Total Bases | | |
|-------------|------|------|
| 1. | 1166 | 2010 |
| 2. | 1138 | 2009 |
| 3. | 998 | 2013 |
| 4. | 986 | 2017 |
| 5. | 964 | 2011 |
| 6. | 935 | 2016 |
| 7. | 928 | 2006 |
| 8. | 922 | 1985 |
| 9. | 920 | 2007 |
| 10. | 907 | 1988 |

Slugging Pct.

| | | |
|----|------|------|
| 1. | .508 | 2010 |
| 2. | .499 | 1988 |
| 3. | .486 | 2009 |
| 4. | .478 | 2017 |
| 5. | .470 | 1978 |
| | .470 | 1997 |
| 7. | .463 | 2013 |
| 8. | .448 | 2002 |
| 9. | .440 | 2016 |
| | .440 | 1981 |

On Base Pct.

| | | |
|-----|------|------|
| 1. | .421 | 1985 |
| 2. | .420 | 1983 |
| 3. | .414 | 1986 |
| 4. | .413 | 2010 |
| 5. | .411 | 2006 |
| 6. | .408 | 2013 |
| 7. | .407 | 1984 |
| 8. | .405 | 2017 |
| 9. | .401 | 2009 |
| 10. | .400 | 2012 |
| | .400 | 2007 |

Sacrifice Bunts

| | | |
|-----|-----|------|
| 1. | 87* | 2014 |
| 2. | 85 | 2012 |
| 3. | 63 | 2006 |
| 4. | 60 | 2011 |
| 5. | 57 | 2016 |
| | 57 | 2004 |
| 7. | 54 | 2015 |
| 8. | 53 | 2007 |
| 9. | 51 | 2005 |
| 10. | 50 | 2017 |
| | 50 | 2013 |

Sacrifice Flies

| | | |
|-----|----|------|
| 1. | 50 | 2010 |
| 2. | 45 | 2013 |
| 3. | 40 | 2009 |
| 4. | 39 | 2017 |
| | 39 | 2006 |
| 6. | 37 | 2011 |
| 7. | 36 | 2012 |
| 8. | 35 | 1985 |
| 9. | 32 | 2007 |
| 10. | 31 | 2008 |

| Stolen Bases | | |
|--------------|-----|------|
| 1. | 134 | 2008 |
| 2. | 128 | 2007 |
| 3. | 125 | 1990 |
| 4. | 119 | 2009 |
| 5. | 115 | 2006 |
| 6. | 98 | 2004 |
| 7. | 93 | 2010 |
| 8. | 90 | 2011 |
| 9. | 86 | 1997 |
| 10. | 85 | 1988 |

Stolen Bases/ Game

| | | |
|-----|------|------|
| 1. | 2.31 | 1990 |
| 2. | 2.16 | 2008 |
| 3. | 2.09 | 2007 |
| 4. | 2.04 | 1981 |
| 5. | 1.85 | 2006 |
| 6. | 1.83 | 2009 |
| 7. | 1.69 | 1982 |
| 8. | 1.66 | 2004 |
| 9. | 1.63 | 1988 |
| 10. | 1.59 | 1997 |

Hit By Pitch

| | | |
|-----|-----|------|
| 1. | 102 | 2011 |
| 2. | 98 | 2012 |
| 3. | 86 | 2006 |
| 4. | 77 | 2005 |
| 5. | 76 | 2004 |
| 6. | 74 | 2007 |
| 7. | 73 | 2014 |
| 8. | 70 | 2013 |
| 9. | 68 | 2015 |
| 10. | 62 | 2010 |

PITCHING

| ERA | | |
|-----|------|------|
| 1. | 1.77 | 1950 |
| 2. | 2.23 | 2014 |
| | 2.23 | 1971 |
| 4. | 2.24 | 2011 |
| 5. | 2.43 | 1968 |
| 6. | 2.74 | 2005 |
| 7. | 2.81 | 2007 |
| | 2.81 | 1965 |
| | 2.81 | 1970 |
| 10. | 2.91 | 1967 |

Innings Pitched

| | | |
|-----|-------|------|
| 1. | 626.0 | 2014 |
| 2. | 613.1 | 2015 |
| 3. | 612.0 | 2011 |
| 4. | 583.0 | 2009 |
| 5. | 581.1 | 2010 |
| 6. | 563.1 | 1996 |
| 7. | 556.2 | 2013 |
| 8. | 553.2 | 2007 |
| 9. | 551.1 | 2006 |
| 10. | 548.0 | 2008 |

Strikeouts

| | | |
|-----|-----|------|
| 1. | 664 | 2011 |
| 2. | 593 | 2009 |
| 3. | 561 | 2014 |
| 4. | 551 | 2008 |
| 5. | 550 | 2015 |
| 6. | 547 | 2010 |
| 7. | 519 | 2006 |
| 8. | 493 | 2013 |
| 9. | 483 | 2017 |
| 10. | 451 | 2012 |
| | 451 | 1998 |

Strikeouts/9 Inn.

| | | |
|-----|-------|------|
| 1. | 10.88 | 1949 |
| 2. | 9.76 | 2011 |
| 3. | 9.15 | 2009 |
| 4. | 9.12 | 1994 |
| 5. | 9.05 | 2008 |
| 6. | 8.60 | 1950 |
| 7. | 8.52 | 1998 |
| 8. | 8.47 | 2010 |
| | 8.47 | 2006 |
| 10. | 8.22 | 1985 |
| | 8.22 | 1995 |

BB/9 Innings

| | | |
|-----|------|------|
| 1. | 1.72 | 1947 |
| 2. | 2.28 | 2011 |
| 3. | 2.36 | 2013 |
| 4. | 2.55 | 2006 |
| 5. | 2.71 | 2007 |
| 6. | 2.72 | 1967 |
| 7. | 2.74 | 2005 |
| 8. | 2.78 | 2009 |
| 9. | 2.87 | 2014 |
| 10. | 2.97 | 2004 |

| Complete Games | | |
|----------------|----|------|
| 1. | 22 | 1974 |
| 2. | 12 | 2001 |
| | 12 | 1965 |
| | 12 | 1967 |
| | 12 | 1968 |
| | 12 | 1982 |
| 7. | 11 | 1996 |
| 8. | 10 | 1986 |
| 9. | 7 | 1993 |
| 10. | 6 | 2000 |

Saves

| | | |
|----|----|------|
| 1. | 25 | 2015 |
| | 25 | 2010 |
| 3. | 24 | 2014 |
| 4. | 21 | 2011 |
| 5. | 19 | 2008 |
| 6. | 18 | 2009 |
| 7. | 17 | 2005 |
| 8. | 16 | 2013 |
| 9. | 15 | 2017 |
| | 15 | 2007 |

Shutouts

| | | |
|-----|-----|------|
| 1. | 16* | 2011 |
| 2. | 11 | 2005 |
| 3. | 10 | 2006 |
| 4. | 9 | 2013 |
| | 9 | 2007 |
| 6. | 8 | 2014 |
| 7. | 6 | 1996 |
| 8. | 5 | 2009 |
| | 5 | 2003 |
| 10. | 4 | 2017 |
| | 4 | 2016 |
| | 4 | 2015 |

MISC.

| Fielding Pct. | | |
|---------------|-------|------|
| 1. | .981* | 2014 |
| 2. | .978 | 2011 |
| 3. | .977 | 2010 |
| 4. | .975 | 2005 |
| 5. | .974 | 2017 |
| 6. | .973 | 2004 |
| 7. | .972 | 2012 |
| | .972 | 2009 |
| 9. | .971 | 2015 |
| | .971 | 2007 |

Team Wins

| | | |
|----|----|------|
| 1. | 56 | 2011 |
| 2. | 53 | 2014 |
| 3. | 51 | 2010 |
| 4. | 50 | 2013 |
| 5. | 49 | 2009 |
| 6. | 47 | 2006 |
| 7. | 45 | 2007 |
| 8. | 44 | 2015 |
| | 44 | 2004 |
| | 44 | 1996 |

Team Losses

| | | |
|-----|----|------|
| 1. | 35 | 1999 |
| 2. | 34 | 1994 |
| 3. | 32 | 2002 |
| | 32 | 1990 |
| 5. | 31 | 2001 |
| | 31 | 2000 |
| 7. | 30 | 1993 |
| | 30 | 1992 |
| | 30 | 1987 |
| 10. | 29 | 1995 |

Consecutive Wins

| | | |
|----|----|------|
| 1. | 19 | 2009 |
| 2. | 14 | 2013 |
| | 14 | 2010 |
| | 14 | 2004 |
| 5. | 13 | 2011 |
| | 13 | 2007 |
| 7. | 12 | 2011 |
| | 12 | 2004 |
| 9. | 11 | 2005 |
| | 11 | 2008 |

*denotes
ACC records

NATIONAL AWARDS AND HONORS

ABCA ALL-AMERICANS

| | | |
|------|---------------------|-----|
| 1996 | Seth Greisinger, P | 1st |
| 2006 | Sean Doolittle, UTL | 2nd |
| 2007 | Jacob Thompson, RHP | 1st |
| 2009 | Danny Hultzen, UTL | 1st |
| 2009 | Jarrett Parker, OF | 2nd |
| 2010 | Danny Hultzen, LHP | 1st |
| 2010 | Kevin Arico, RHP | 2nd |
| 2011 | Danny Hultzen, LHP | 1st |
| 2011 | Branden Kline, RHP | 2nd |
| 2011 | John Hicks, C | 3rd |
| 2013 | Mike Papi, OF | 1st |
| 2014 | Nathan Kirby, SP | 1st |
| 2014 | Nick Howard, RP | 2nd |
| 2016 | Connor Jones, SP | 1st |
| 2017 | Adam Haseley, OF | 1st |

BASEBALL AMERICA ALL-AMERICANS

| | | |
|------|---------------------|-----|
| 1985 | Tim Burcham, P | 2nd |
| 1994 | Brian Buchanan, OF | 1st |
| 1996 | Seth Greisinger, P | 1st |
| 2004 | Joe Koshansky, UTL | 3rd |
| 2005 | Ryan Zimmerman, 3B | 2nd |
| 2006 | Sean Doolittle, UTL | 2nd |
| 2007 | Jacob Thompson, RHP | 1st |
| 2009 | Jarrett Parker, OF | 2nd |
| 2009 | Danny Hultzen, UTL | 3rd |
| 2010 | Danny Hultzen, LHP | 2nd |
| 2011 | Danny Hultzen, UTL | 1st |
| 2013 | Mike Papi, OF | 1st |
| 2014 | Nathan Kirby, SP | 1st |
| 2016 | Connor Jones, SP | 2nd |
| 2016 | Matt Thaiss, DH | 2nd |
| 2016 | Adam Haseley, UTL | 3rd |
| 2017 | Adam Haseley, OF | 1st |

COLLEGIATE BASEBALL/ LOUISVILLE SLUGGER ALL-AMERICANS

| | | |
|------|---------------------|-----|
| 1994 | Brian Buchanan, OF | 2nd |
| 1996 | Seth Greisinger, P | 1st |
| 2004 | Joe Koshansky, UTL | 2nd |
| 2006 | Sean Doolittle, 1B | 2nd |
| 2007 | Jacob Thompson, RHP | 1st |
| 2007 | Sean Doolittle, UTL | 3rd |
| 2009 | Jarrett Parker, OF | 3rd |
| 2010 | Kevin Arico, RHP | 1st |
| 2010 | Danny Hultzen, LHP | 1st |
| 2010 | Phil Gosselin, OF | 3rd |
| 2011 | Danny Hultzen, UTL | 1st |
| 2011 | Branden Kline, RHP | 2nd |
| 2011 | John Hicks, C | 3rd |
| 2014 | Nathan Kirby, LHP | 1st |
| 2014 | Nick Howard, RHP | 3rd |
| 2015 | Matt Thaiss, C | 3rd |
| 2016 | Connor Jones, RHP | 2nd |
| 2016 | Matt Thaiss, C | 3rd |
| 2017 | Adam Haseley, UTL | 2nd |

COLLEGE BASEBALL INSIDER ALL-AMERICANS

| | | |
|------|---------------------|-----|
| 2004 | Joe Koshansky, UTL | 1st |
| 2004 | Ryan Zimmerman, 3B | HM |
| 2006 | Sean Doolittle, UTL | 2nd |
| 2007 | Jacob Thompson, SP | 1st |

NCBWA ALL-AMERICANS

| | | |
|------|---------------------|-----|
| 2005 | Ryan Zimmerman, 3B | 3rd |
| 2006 | Sean Doolittle, UTL | 2nd |
| 2007 | Jacob Thompson, SP | 1st |



Seth Greisinger

| | | |
|------|----------------------|-----|
| 2008 | Michael Schwimer, RP | 3rd |
| 2009 | Danny Hultzen, UTL | 2nd |
| 2009 | Jarrett Parker, OF | 2nd |
| 2010 | Kevin Arico, RP | 1st |
| 2010 | Danny Hultzen, SP | 1st |
| 2010 | Phil Gosselin, OF | 3rd |
| 2011 | Danny Hultzen, UTL | 1st |
| 2011 | Branden Kline, RP | 2nd |
| 2011 | Will Roberts, SP | 2nd |
| 2013 | Kyle Crockett, RP | 3rd |
| 2014 | Nathan Kirby, SP | 2nd |
| 2015 | Matt Thaiss, C | 3rd |
| 2016 | Connor Jones, SP | 1st |
| 2016 | Matt Thaiss, C | 3rd |
| 2016 | Adam Haseley, UTL | 3rd |
| 2017 | Adam Haseley, UTL | 2nd |
| 2017 | Tommy Doyle, RP | 3rd |

RIVALS.COM ALL-AMERICANS

| | | |
|------|---------------------|-----|
| 2007 | Jacob Thompson, SP | 1st |
| 2007 | Sean Doolittle, UTL | 2nd |
| 2009 | Jarrett Parker, OF | 1st |
| 2010 | Danny Hultzen, LHP | 1st |

PERFECT GAME ALL-AMERICANS

| | | |
|------|--------------------|-----|
| 2011 | Danny Hultzen, UTL | 1st |
| 2011 | Branden Kline, RP | 2nd |
| 2013 | Mike Papi, OF | 2nd |
| 2014 | Nathan Kirby, SP | 1st |
| 2014 | Nick Howard, RP | 2nd |
| 2014 | Mike Papi, DH | 2nd |
| 2016 | Connor Jones, SP | 1st |
| 2016 | Matt Thaiss, DH | 3rd |
| 2016 | Adam Haseley, UTL | 3rd |
| 2017 | Adam Haseley, UTL | 2nd |

USA TODAY SPORTS WEEKLY ALL-AMERICANS

| | | |
|------|--------------------|-----|
| 2004 | Joe Koshansky, UTL | 2nd |
|------|--------------------|-----|

JOHN OLERUD TWO-WAY PLAYER AWARD

| | |
|------|---------------|
| 2011 | Danny Hultzen |
|------|---------------|

LOWE'S SENIOR CLASS AWARD

| | |
|------|--------------|
| 2011 | Tyler Wilson |
|------|--------------|

GOLDEN SPIKES AWARD FINALISTS

| | |
|------|-----------------|
| 1996 | Seth Greisinger |
| 2011 | Danny Hultzen |
| 2017 | Adam Haseley |

ABCA NATIONAL COACH OF YEAR

| | |
|------|----------------|
| 2015 | Brian O'Connor |
|------|----------------|

BASEBALL AMERICA NATIONAL COACH OF YEAR

| | |
|------|----------------|
| 2015 | Brian O'Connor |
|------|----------------|

COLLEGIATE BASEBALL NATIONAL COACH OF YEAR

| | |
|------|----------------|
| 2015 | Brian O'Connor |
|------|----------------|

D1BASEBALL NATIONAL COACH OF YEAR

| | |
|------|----------------|
| 2015 | Brian O'Connor |
|------|----------------|

COLLEGE BASEBALL INSIDER NATIONAL COACH OF YEAR

| | |
|------|----------------|
| 2004 | Brian O'Connor |
| 2009 | Brian O'Connor |

NCBWA NATIONAL COACH OF YEAR

| | |
|------|----------------|
| 2009 | Brian O'Connor |
|------|----------------|

PERFECT GAME NATIONAL COACH OF YEAR

| | |
|------|----------------|
| 2015 | Brian O'Connor |
|------|----------------|

BASEBALL AMERICA FRESHMAN ALL-AMERICANS

| | | |
|------|---------------------|-----|
| 2005 | Sean Doolittle, UTL | 1st |
| 2006 | Jacob Thompson, RHP | 1st |
| 2006 | David Adams, 2B | 2nd |
| 2009 | Danny Hultzen, UTL | 1st |
| 2015 | Pavin Smith, OF | 2nd |

COLLEGIATE BASEBALL/ LOUISVILLE SLUGGER FRESHMAN ALL-AMERICANS

| | |
|------|---------------------|
| 2005 | Sean Doolittle, UTL |
| 2005 | Robert Poutier, RHP |
| 2005 | Pat McAnaney, LHP |
| 2006 | David Adams, IF |
| 2006 | Jeremy Farrell, IF |
| 2006 | Greg Miclat, IF |
| 2006 | Jacob Thompson, RHP |
| 2008 | Dan Grovatt, OF |
| 2009 | Danny Hultzen, UTL |
| 2009 | Steven Proscia, IF |
| 2012 | Derek Fisher, OF |
| 2013 | Joe McCarthy, OF |
| 2014 | Daniel Pinero, SS |
| 2015 | Pavin Smith, OF |
| 2015 | Adam Haseley, UTL |

D1BASEBALL FRESHMAN ALL-AMERICANS

| | | |
|------|-----------------|-----|
| 2015 | Pavin Smith, DH | 2nd |
|------|-----------------|-----|

NCBWA FRESHMAN ALL-AMERICANS

| | | |
|------|--------------------|-----|
| 2009 | Danny Hultzen, UTL | 1st |
| 2012 | Derek Fisher, OF | 2nd |
| 2013 | Joe McCarthy, OF | 1st |

POSTSEASON AWARDS AND HONORS

ACC TOURNAMENT MVP

- 1996 Seth Greisinger, P
- 2009 Dan Grovatt, OF
- 2011 Steven Proscia, 3B

ALL-ACC TOURNAMENT

- 1989 Chris Kughn, OF
- 1990 Kevin O'Sullivan, C
- 1991 Jason Cook, SS
- Kevin O'Sullivan, C
- 1996 E.J. Anderson, DH
- John Galloway, OF
- Seth Greisinger, P
- Adam Robinson, SS
- Brian Sherlock, 3B
- Symmion Willis, OF
- 2000 Jon Benick, 1B
- Tim LaVigne, SS
- 2003 Joe Koshansky, UTL
- 2005 Matt Avery, RHP
- Sean Doolittle, UTL
- Tom Hagan, 1B/DH
- Scott Headd, C
- Kyle Werman, 2B
- Ryan Zimmerman, 3B
- 2008 David Coleman, OF
- 2009 Dan Grovatt, OF
- Danny Hultzen, UTL
- Franco Valdes, C
- 2011 Steven Proscia, 3B
- Kenny Swab, OF
- Chris Taylor, SS
- 2012 Colin Harrington, OF
- 2013 Reed Gagnani, 2B
- 2014 Nick Howard, UTL
- 2016 Daniel Pinero, SS
- Matt Thaiss, C

NCAA REGIONAL

ALL-TOURNAMENT TEAM

- 2004 **Charlottesville**
- Matt Avery, P
- Scott Headd, C
- Tim Henry, OF
- Joe Koshansky, 1B
- Ryan Zimmerman, 3B
- 2005 **Corvallis**
- Kyle Werman, 2B
- 2006 **Charlottesville**
- Sean Doolittle, 1B
- Brandon Guyer, OF
- 2007 **Charlottesville**
- Sean Doolittle, P
- Beau Seabury, C
- 2008 **Fullerton**
- John Barr, OF
- 2009 **Irvine**
- Franco Valdes, C (MOP)
- Danny Hultzen, LHP
- Phil Gosselin, 2B
- Jarrett Parker, OF
- Steven Proscia, 3B
- 2010 **Charlottesville**
- John Barr, DH
- Phil Gosselin, OF
- John Hicks, 1B
- Branden Kline, P
- Jarrett Parker, OF
- Franco Valdes, C

- 2011 **Charlottesville**
- Danny Hultzen, P/DH (MOP)
- John Barr, OF
- John Hicks, C
- David Coleman, OF
- Steven Proscia, 3B
- Will Roberts, P
- Chris Taylor, SS
- 2012 **Charlottesville**
- Nate Irving, C
- Stephen Bruno, 3B
- 2013 **Charlottesville**
- Kyle Crockett, P (MOP)
- Nick Howard, SS
- Nate Irving, C
- Joe McCarthy, OF
- Scott Silverstein, P
- Kenny Towns, 3B
- 2014 **Charlottesville**
- Nathan Kirby, P (MOP)
- Brandon Downes, OF
- Derek Fisher, OF
- John La Prise, 3B
- Artie Lewicki, P
- Mike Papi, 1B
- 2015 **Lake Elsinore**
- Adam Haseley, OF
- Pavin Smith, OF
- Kenny Towns, 3B
- Brandon Waddell, SP
- 2016 **Charlottesville**
- Adam Haseley, OF
- Daniel Pinero, SS
- Pavin Smith, 1B



Brandon Waddell

COLLEGE WORLD SERIES ALL-TOURNAMENT TEAM

- 2009 Tyler Cannon, SS
- 2014 Branden Cogswell, 2B
- Brandon Downes, OF
- Nate Irving, C
- Artie Lewicki, P
- Brandon Waddell, P
- 2015 Josh Sborz, P (MOP)
- Ernie Clement, 2B
- Daniel Pinero, SS
- Kenny Towns, 3B
- Brandon Waddell, P

ELITE 89 AWARD

- 2015 Thomas Woodruff



John Hicks



Artie Lewicki

USA BASEBALL

Eight Virginia players have represented the United States with USA Baseball National Teams. The full list is below:

| Name | Pos. | Year | Tournament (Place) |
|-----------------|-------|------|--------------------------------------|
| Bill Narleski | INF | 1986 | World Championships (Bronze Medal) |
| Seth Greisinger | P | 1996 | Olympics (Bronze Medal) |
| Ryan Zimmerman | INF | 2004 | World University Games (Gold Medal) |
| Sean Doolittle | INF/P | 2005 | FISU World Championship (Champions) |
| | | 2006 | FISU World Championships (Champions) |
| Mark Reynolds | INF | 2006 | Won Olympic qualifying tournament |
| Jacob Thompson | P | 2007 | Pan American Games (Silver Medal) |
| Branden Kline | P | 2011 | N/A |
| Matt Thaiss | C | 2015 | N/A |
| Jake McCarthy | OF | 2017 | N/A |

ACC AWARDS AND HONORS

ACC TEAM CHAMPIONSHIPS

Regular Season

1972*
1985
2010 (Coastal Division)
2011 (Coastal Division)

Tournament

1996*
2009*
2011*
*Official ACC champion

ACC COACH OF YEAR

1985 Dennis Womack
2004 Brian O'Connor
2010 Brian O'Connor
2011 Brian O'Connor
2013 Brian O'Connor
2014 Brian O'Connor

ACC PLAYER OF YEAR

2004 Joe Koshansky
2006 Sean Doolittle

ACC PITCHER OF YEAR

2010 Danny Hultzen
2011 Danny Hultzen
2014 Nathan Kirby

ACC FRESHMAN OF YEAR

2009 Danny Hultzen
2013 Joe McCarthy

ACC ALL-ACADEMIC TEAM

2006 Andrew Carraway
Tom Hagan
Tim Henry
2007 Andrew Carraway
Neal Davis
Brandon Marsh
Mike Mitchell
2008 Andrew Carraway
Neal Davis
Dan Grovatt
Jarrett Parker
2009 Phil Gosselin
Dan Grovatt
Danny Hultzen
Robert Morey
Robert Poutier
2010 Neal Davis
Danny Hultzen
Branden Kline
Robert Morey
2011 Danny Hultzen
Whit Mayberry
Tyler Wilson
2012 Cody Winiarski
Colin Harrington
Nate Irving
Branden Kline
2013 Nate Irving
Whit Mayberry
Scott Silverstein
2014 Whit Mayberry
Mike Papi
Daniel Pinero
2015 Brandon Waddell
Brandon Waddell
Thomas Woodruff
2016 Kevin Doherty
2017 Robbie Coman
Tommy Doyle
Chesdin Harrington

ALL-ACC TEAMS

1956 Chuck Arnold, OF1st
Bob Hardy, 1B2nd
1957 Herb Busch, P2nd
Chuck Arnold, OF2nd
1959 Reece Whitley, C1st
1961 Bill Timberlake, 2B1st
1962 Bill Spencer, P1st
George Farson, C2nd
Pete Limburg, 2B2nd
1963 Carl Gibson, 2B2nd
Larry Tate, OF2nd
1964 John Pincavage, OF2nd
1965 John Pincavage, OF1st
Larry Gammon, P2nd
Ned Turnbull, P2nd
1966 Steve Bryant, OF2nd
1969 Steve Bryant, OF1st
1970 Mike Cubbage, SS2nd
1971 Mike Cubbage, SS1st
Sam Beale, C2nd
Ed Kihm, P2nd
Steve Sroba, OF2nd
1972 Robbin Marvin, OF1st
1972 Steve Sroba, OF2nd
1973 Dean Pallotta, SS1st
Dave Bratt, OF2nd
Steve Sroba, OF2nd
1974 Dean Pallotta, SS1st
Dan Bernstein, C2nd
Harry Thomas, P2nd
Jon Williams, 3B2nd
1975 Peter Anderson, OF1st
Dean Pallotta, SS2nd
1976 Bob Emerson, 2B1st
Tony Zentgraf, 3B1st
1977 Duke Duncan, 1B2nd
Steve Norwood, P2nd
1978 David Duff, C1st
Duke Duncan, 1B1st
Steve Norwood, P2nd
1979 Drew Schuett, OF2nd
Drew Schuett, OF1st
Paul Voigt, P1st
Jeff Musser, OF2nd
1980 Mark Meleski, SS1st
Rickey Horton, P2nd
Jeff Musser, OF2nd
1981 Mark Meleski, SS1st
Jay West, OF1st
1982 Glenn Harris, 1B2nd
1982 Steve Heon, 2B2nd
George Priftis, 3B2nd
1983 George Priftis, 2B1st
Tony Latham, OF1st
1985 Tim Burcham, P1st
Jeff Booker, 1B2nd
Bill Narleski, SS2nd
1986 Bob Dement, P1st
Bill Narleski, SS1st
Keith Kowalski, 2B2nd
1987 Bill Narleski, SS2nd
1988 Kevin McDonald, OF2nd
1989 Chris Kughn, OF1st
Keith Lee, DH2nd
1990 Kevin O'Sullivan, C1st
Bobby Rivell, 2B1st
Steve Cunha, OF2nd
Mike Lindner, 1B2nd
1991 Kevin O'Sullivan, C1st
Todd Ruyak, P2nd
Kevin Stock, UTL2nd
1993 Tom Crowley, 2B1st
1994 Brian Buchanan, OF1st
1995 Justin Counts, UTL2nd
1996 Seth Greisinger, P2nd
Adam Robinson, SS2nd
Adam Robinson, SS2nd
1997 Jon Benick, UTL2nd
1999 Jon Benick, UTL1st
2000 Tim LaVigne, SS2nd

2001 Robbie Marvin, 2B2nd
Brandon Creswell, P1st
Dan Street, UTL1st
2002 Dan Street, DH2nd
Jeff Kamrath, SP2nd
2003 Joe Koshansky, UTL1st
2004 Joe Koshansky, UTL1st
Ryan Zimmerman, 3B1st
Mark Reynolds, SS2nd
Andrew Dobies, P2nd
2005 Jeff Kamrath, RHP1st
Sean Doolittle, UTL2nd
Ryan Zimmerman, 3B2nd
2006 Sean Doolittle, UTL1st
Tom Hagan, 1B1st
Jacob Thompson, RHP2nd
Brandon Marsh, OF2nd
2007 Sean Doolittle, UTL1st
Brandon Guyer, OF1st
Jacob Thompson, RHP1st
David Adams, 2B2nd
Casey Lambert, LHP2nd
2008 Greg Miclat, SS1st
Pat McAnaney, LHP2nd
2009 Tyler Cannon, SS1st
Phil Gosselin, 2B1st
Dan Grovatt, OF1st
Danny Hultzen, UTL1st
Jarrett Parker, OF1st
2010 Kevin Arico, RHP1st
Phil Gosselin, OF1st
Danny Hultzen, LHP1st
Tyler Cannon, SS2nd
Robert Morey, RHP2nd
Jarrett Parker, OF2nd
Keith Werman, 2B2nd
2011 David Coleman, OF1st
John Hicks, C1st
Danny Hultzen, LHP1st
Branden Kline, RHP1st
Steven Proscia, 3B1st
John Barr, OF2nd
Tyler Wilson, RHP2nd
2012 Branden Kline, SP2nd
Justin Thompson, RP2nd
Keith Werman, 2B2nd
2013 Kyle Crockett, RP1st
Reed Gragnani, 2B1st
Nick Howard, UTL1st
Mike Papi, OF1st
Branden Cogswell, SS2nd
Joe McCarthy, OF2nd
2014 Branden Cogswell, 2B1st
Nick Howard, UTL1st
Nathan Kirby, SP1st
Joe McCarthy, OF1st
Mike Papi, 1B1st
Nate Irving, C3rd
Daniel Pinero, SS3rd
Brandon Waddell, SP3rd
2015 Nathan Kirby, SP1st
Daniel Pinero, SS2nd
Josh Sborz, RP2nd
Kenny Towns, 3B2nd
2016 Connor Jones, SP1st
Pavin Smith, 1B2nd
Matt Thaiss, C2nd
Ernie Clement, 2B3rd
2017 Adam Haseley, OF1st
Pavin Smith, 1B1st
Tommy Doyle, RP2nd
Ernie Clement, SS3rd
Robbie Coman, C3rd
Cameron Simmons, OF3rd

ACC ALL-FRESHMAN TEAM

2015 Adam Haseley, OF
Pavin Smith, OF/1B
2017 Noah Murdock, SP

SERIES RECORDS

CURRENT ACC OPPONENTS

| Team | Last Meeting |
|--------------------------------------|--------------|
| Boston College (19-5) | 2016 |
| Clemson (55-106) | 2017 |
| Duke (100-58-1) | 2017 |
| Florida State (29-54)..... | 2017 |
| Georgia Tech (55-72-2) | 2017 |
| Louisville (3-7) | 2017 |
| Miami (28-25) | 2017 |
| NC State (77-119-1)..... | 2016 |
| North Carolina (108-181-4) .. | 2017 |
| Notre Dame (8-4)..... | 2017 |
| Pittsburgh (15-3) | 2017 |
| Virginia Tech (100-83) | 2017 |
| Wake Forest (80-88) | 2016 |

CURRENT NON-CONFERENCE OPPONENTS

| | |
|-----------------------------------|------|
| Akron (5-0)..... | 1953 |
| Alabama (0-1)..... | 1996 |
| All Virginia (1-0)..... | 1891 |
| American Viscose (1-0)..... | 1946 |
| Amherst (14-13)..... | 1938 |
| Appalachian State (1-1)..... | 2016 |
| The Apprentice School (0-1)..... | 1980 |
| Arizona State (1-2)..... | 1996 |
| Arkansas (3-1)..... | 2015 |
| Arkansas State (1-0)..... | 2011 |
| Army (4-2-1)..... | 2013 |
| Ashland (6-1)..... | 1971 |
| Atlantic Christian (1-0)..... | 1976 |
| Auburn (4-9)..... | 2011 |
| Auburn-Montgomery (0-1)..... | 1988 |
| Augusta (2-0)..... | 1998 |
| Baltimore (0-2)..... | 1884 |
| Baltimore Y.M.C.A. (1-0)..... | 1892 |
| Bellevue HS (1-0)..... | 1901 |
| Belmont Abbey (0-2)..... | 1970 |
| Boston (0-4)..... | 1899 |
| Boston (AL) (1-0)..... | 1901 |
| Boston Association (0-2)..... | 1891 |
| Bridgewater (4-0)..... | 1945 |
| Brown (7-6)..... | 2004 |
| Brown's School (1-0)..... | 1903 |
| BTC #10 (0-1)..... | 1944 |
| Bucknell (23-1)..... | 2014 |
| Buffalo (0-1)..... | 1921 |
| C.W. Post (2-2)..... | 1994 |
| Cal State Fullerton (1-1)..... | 2009 |
| California (2-0)..... | 2011 |
| California State (Pa.) (0-1)..... | 1980 |
| Camp Lee (1-1-1)..... | 1945 |
| Camp LeJeune (1-4)..... | 1953 |
| Campbell (6-2)..... | 1994 |
| Canisius (1-0)..... | 2009 |
| Carlisle Indians (2-0)..... | 1906 |
| Carolina (2-1)..... | 1911 |
| CASU-21 (1-0)..... | 1944 |
| Catholic (2-2)..... | 1922 |
| Central Connecticut (3-0)..... | 2004 |
| Charlotte (3-0)..... | 2003 |
| Cherry Point (3-2)..... | 1953 |
| The Citadel (5-0)..... | 2017 |
| Coast Guard (1-0)..... | 1985 |
| Coastal Carolina (4-5)..... | 2016 |
| Colgate (6-2)..... | 1965 |
| Coll. of Charleston (0-1)..... | 2006 |
| Columbia (6-1)..... | 1926 |

| | |
|--|---------------|
| Columbian (1-1)..... | 1902 |
| Columbian Athletic Club (3-1)..... | 1892 |
| Columbus (Ga.) (2-0)..... | 1985 |
| Company K (1-0)..... | 1921 |
| Connecticut (3-2)..... | 1986 |
| Coppin State (9-0)..... | 2008 |
| Cornell (27-11-1)..... | 2015 |
| Dallas Baptist (1-1)..... | 2017 |
| Dartmouth (12-5)..... | 2010 |
| Davidson (13-5) | 1992 |
| Dayton (1-0)..... | 2006 |
| Delaware (8-2)..... | 2009 |
| Drexel Institute (1-0)..... | 1940 |
| East Carolina (32-21)..... | 2016 |
| East Tenn. State (0-2-1)..... | 1995 |
| Eastern Kentucky (0-0)..... | First Meeting |
| Eastern Michigan (2-1)..... | 2000 |
| Elon (3-1)..... | 2013 |
| Episcopal High School (6-0)..... | 1912 |
| Erskine (2-1)..... | 1978 |
| Evansville (0-1)..... | 2006 |
| Fairfield (1-2)..... | 1996 |
| Fishburne Military (5-0-1)..... | 1988 |
| Florida (3-5)..... | 2015 |
| Fordham (10-5)..... | 2009 |
| Fort Belvoir (0-1)..... | 1945 |
| Fort Meade (1-0-1)..... | 1949 |
| Francis Marion (0-1)..... | 1979 |
| Franklin & Marshall (2-1)..... | 1900 |
| Furman (6-5)..... | 1991 |
| Galludet (1-0)..... | 1900 |
| Gardner-Webb (1-0)..... | 2006 |
| George Mason (26-12)..... | 2010 |
| George Washington (25-13) | 2017 |
| Georgetown (19-17)..... | 2015 |
| Georgia (15-20)..... | 1993 |
| Georgia College (1-0)..... | 1997 |
| Georgia Southern (1-2)..... | 1980 |
| Gettysburg (1-0)..... | 1903 |
| Hampden-Sydney (18-1)..... | 1948 |
| Hartford (1-1)..... | 2015 |
| Harvard (6-17-5)..... | 2013 |
| Haverford (5-0)..... | 1950 |
| Hermitage Club of Richmond (1-0)..... | 1907 |
| High Point (2-0)..... | 2011 |
| Hobart (1-2)..... | 1902 |
| Hofstra (2-0)..... | 1952 |
| Holy Cross (3-4)..... | 1916 |
| Howard (6-3)..... | 1997 |
| Huntington (Ala.) (1-0)..... | 1985 |
| Illinois (2-0)..... | 1893 |
| Illinois Wesleyan (0-1)..... | 1939 |
| Indiana State (Pa.) (0-1)..... | 1972 |
| Ithaca (1-0)..... | 1953 |
| Jacksonville (5-5)..... | 1999 |
| James Madison (42-25-1) | 2017 |
| Jefferson School (2-0)..... | 1912 |
| Johns Hopkins (11-4)..... | 1921 |
| Kansas (1-0)..... | 2017 |
| Kent State (3-2)..... | 2016 |
| Kentucky (2-1)..... | 2014 |
| Kentucky State (1-0)..... | 1906 |
| Lafayette (21-9)..... | 2007 |
| Langley Field (1-0)..... | 1948 |
| La Salle (3-0)..... | 2017 |
| Lehigh (22-9)..... | 2008 |

| | |
|-------------------------------------|-------------|
| Liberty (37-20-1) | 2017 |
| Lincoln Memorial (0-1)..... | 1919 |
| Little Creek (0-1)..... | 1946 |
| Lock Haven (1-1)..... | 1976 |
| Locust Dale (4-0)..... | 1902 |
| Long Island (0-1)..... | 1935 |
| Longwood (14-2) | 2017 |
| Louisiana State (0-4)..... | 2009 |
| Lynchburg (3-3)..... | 1982 |
| Lynchburg Cardinals (0-2)..... | 1946 |
| Maine (2-3)..... | 1974 |
| Mansfield State (7-1)..... | 1979 |
| Marietta (0-1)..... | 1966 |
| Marist (8-0)..... | 2015 |
| Marshall (12-0)..... | 2011 |
| Maryland (113-80-1)..... | 2015 |
| Md.-Eastern Shore (8-0)..... | 2006 |
| Maryland State (1-1)..... | 1920 |
| Massachusetts (1-0)..... | 1971 |
| McCabe's School (1-0)..... | 1898 |
| Mercer (1-4)..... | 1997 |
| Michigan (9-11-1)..... | 1983 |
| Michigan State (0-2)..... | 1964 |
| Miller School (6-0)..... | 1909 |
| Mississippi (6-2)..... | 2014 |
| Mississippi State (0-2)..... | 2013 |
| Monmouth (9-1)..... | 2017 |
| Montreal (0-1)..... | 1912 |
| Mount St. Mary's (2-0)..... | 2008 |
| Naval Preflight (1-0)..... | 1943 |
| Navy (18-10)..... | 2011 |
| New York University (1-2)..... | 1929 |
| Newberry (2-0)..... | 1984 |
| Niagara (3-1)..... | 2017 |
| Norfolk Naval (0-1)..... | 1945 |
| Norfolk State (11-0)..... | 2009 |
| North Carolina A&T (6-0)..... | 2005 |
| UNC Charlotte (1-6)..... | 2002 |
| UNC Greensboro (8-6)..... | 2004 |
| UNC Pembroke (6-9-1)..... | 1979 |
| UNC Wilmington (6-1)..... | 2014 |
| UNC Wesleyan (0-2)..... | 1983 |
| North Florida (2-1)..... | 2007 |
| Oglethorpe (1-3)..... | 1922 |
| Ohio (3-1)..... | 1986 |
| Ohio State (0-1)..... | 2005 |
| Ohio Wesleyan (2-0)..... | 1959 |
| Oklahoma (2-3)..... | 2012 |
| Oklahoma State (1-0)..... | 1998 |
| Old Dominion (28-33-2) | 2017 |
| Old Dominion of Richmond (1-0)..... | 1891 |
| Olympics of Louisville (1-0)..... | 1891 |
| SUNY Oneonta (18-2)..... | 1985 |
| Oswego (1-0)..... | 1981 |
| Pantops Academy (2-0)..... | 1904 |
| Pastimes of Baltimore (1-0)..... | 1891 |
| Penn State (12-10)..... | 2004 |
| Pennsylvania (11-23-1)..... | 1953 |
| Princeton (20-33)..... | 2014 |
| Providence (5-0)..... | 1987 |
| Purdue-Fort Wayne (1-0)..... | 1979 |
| Quantico Marines (4-4)..... | 1948 |
| Quinnipiac (0-1)..... | 2004 |
| Radford (19-4-1) | 2016 |
| Randolph-Macon (10-0)..... | 1941 |
| Rensselaer (1-0)..... | 1950 |
| Rhode Island (10-0)..... | 2010 |
| Rice (1-0) | 1998 |

| | |
|---|----------------------|
| Richmond (83-58-2) | 2017 |
| Rider (6-0)..... | 2011 |
| Roanoke (6-0)..... | 1946 |
| Rochester (2-0)..... | 1967 |
| Rollins (0-2)..... | 1983 |
| Rutgers (5-6)..... | 2017 |
| Saint Peter's (1-0)..... | 2013 |
| Samford (0-0) | First Meeting |
| St. Alban's (6-1)..... | 1904 |
| St. John's (13-4)..... | 2011 |
| St. Joseph's (3-0)..... | 2006 |
| St. Paul's (1-0)..... | 1898 |
| San Diego State (2-0)..... | 2015 |
| Seton Hall (34-20-1)..... | 2015 |
| Shippensburg (0-1)..... | 1982 |
| Siena (2-0)..... | 2008 |
| South Alabama (0-2)..... | 1998 |
| South Carolina (27-37)..... | 2011 |
| Southern California (2-0)..... | 2015 |
| Springfield (1-1)..... | 1949 |
| Stetson (1-1)..... | 1996 |
| Stony Brook (3-1)..... | 2009 |
| Swarthmore (2-0)..... | 1891 |
| Syracuse (7-3)..... | 1972 |
| TCU (1-1)..... | 2017 |
| Tennessee Tech (1-0)..... | 1995 |
| Toledo (3-0)..... | 2013 |
| Tome (1-0)..... | 1911 |
| Towson (21-2) | 2017 |
| Trenton Univ. Club (1-0)..... | 1934 |
| Trinity (10-3)..... | 1954 |
| UAB (1-2)..... | 2011 |
| UCF (0-1) | 1983 |
| UC Irvine (4-1)..... | 2011 |
| UCLA (0-1)..... | 2008 |
| U.S. Marines (1-1)..... | 1932 |
| University of the South (1-0)..... | 1893 |
| Vanderbilt (3-5)..... | 2015 |
| Vermont (16-8)..... | 1981 |
| Villanova (1-2)..... | 1907 |
| Virginia Christian Coll. (1-0)..... | 1918 |
| VCU (41-21) | 2017 |
| VMI (104-31) | 2017 |
| Wagner (3-0)..... | 2016 |
| Washington (1-3)..... | 1916 |
| Washington & Lee (50-23-2)..... | 1971 |
| Washington College (0-0-1)..... | 1954 |
| Washington Nationals (1-2)..... | 1913 |
| Wesleyan (1-1-1)..... | 1909 |
| West Chester (4-1)..... | 1988 |
| West Georgia (1-0)..... | 1974 |
| West Virginia (8-5)..... | 1949 |
| Western Carolina (0-1)..... | 2002 |
| Western Kentucky (0-1)..... | 1976 |
| Western Reserve (1-0)..... | 1951 |
| Westfield State (3-0)..... | 1985 |
| William & Mary (76-30-2) | 2017 |
| Williams (5-1)..... | 1927 |
| Wisconsin (1-0)..... | 1893 |
| Wofford (2-1)..... | 1984 |
| Woodberry Forest (11-1)..... | 1945 |
| Woodrow Wilson Hospital (3-1)..... | 1945 |
| Wright State (1-2)..... | 2012 |
| Yale (24-43-3) | 2013 |

2018 Opponents in Bold

1934 CAVALIERS



YEAR-BY-YEAR RESULTS

1889 (7-0)

COACH: unknown

CAPTAIN: Harry S. Bailey

MANAGER: Felix H. Levy

| | |
|------------------|----------|
| Richmond Col. | W, 13-4 |
| Washington & Lee | W, 24-9 |
| Episcopal HS | W, 22-10 |
| Navy | W, 11-2 |
| VMI | W, 19-4 |
| Washington & Lee | W, 18-5 |
| Johns Hopkins | W, 6-4 |

1890 (4-8)

COACH: unknown

CAPTAIN: A. Lee Thurman

MANAGER: J. R. A. Hobson

| | |
|---------------|---------|
| Lehigh | L, 6-10 |
| Lehigh | L, 6-9 |
| Richmond Col. | L, 5-9 |
| Lafayette | W, 15-3 |
| Pennsylvania | L, 4-5 |
| VMI | W, 13-7 |
| Johns Hopkins | W, 7-1 |
| Lehigh | L, 4-6 |
| Lafayette | L, 6-7 |
| Pennsylvania | L, 2-25 |
| Princeton | L, 4-9 |
| Johns Hopkins | W, 11-0 |

1891 (16-5)

COACH: unknown

CAPTAIN: Buchanan Schley, Jr.

MANAGER: R. D. Anderson

| | |
|------------------------|----------|
| Boston Association | L, 4-6 |
| Boston Association | L, 1-19 |
| Dartmouth | W, 18-4 |
| Dartmouth | W, 5-0 |
| Lafayette | L, 2-6 |
| Lafayette | W, 15-0 |
| Washington & Lee | W, 21-4 |
| VMI | W, 24-0 |
| North Carolina | W, 6-1 |
| Johns Hopkins | L, 13-16 |
| Swarthmore | W, 14-2 |
| Swarthmore | W, 7-4 |
| ODU of Richmond | W, 8-0 |
| All Virginia | W, 18-0 |
| Cornell | W, 1-0 |
| Olympics of Louisville | W, 5-0 |
| Pastimes of Baltimore | W, 9-0 |
| Johns Hopkins | L, 1-2 |
| Johns Hopkins | W, 13-3 |
| Columbian Ath. Club | W, 4-1 |
| Columbian Ath. Club | W, 11-3 |

1892 (9-8-1)

COACH: unknown

CAPTAIN: Mendell L. Smith

MANAGER: J. Breckenridge

Robertson

| | |
|-----------|----------|
| Boston | L, 0-22 |
| Boston | L, 3-19 |
| Vermont | L, 1-10 |
| Dartmouth | W, 11-2 |
| Lafayette | W, 20-12 |
| Lafayette | W, 12-0 |

| | |
|---------------------|--------------|
| Lehigh | L, 6-9 |
| Lehigh | W, 8-6 |
| Princeton | L, 0-10 |
| Vanderbilt | L, 4-5 |
| North Carolina | W, 5-2 |
| North Carolina | L, 5or4-6or7 |
| Johns Hopkins | W, 6-5 |
| Washington & Lee | T, 2-2 |
| Baltimore Y.M.C.A. | W, 8-4 |
| Hampden-Sydney | W, 9-7 |
| Columbian Ath. Club | L, 5-8 |
| Columbian Ath. Club | W, 7-2 |

1893 (10-5-1)

COACH: unknown

CAPTAINS: Murray M. McGuire and

Mendell L. Smith

MANAGER: R. D. Anderson

| | |
|--------------------|---------|
| Yale | L, 8-14 |
| Yale | L, 4-11 |
| Harvard | T, 1-1 |
| Vermont | W, 6-5 |
| Vermont | L, 4-7 |
| North Carolina | W, 5-2 |
| Lafayette | W, 11-2 |
| Lafayette | W, 15-4 |
| Univ. of the South | W, 13-5 |
| Randolph-Macon | W, 16-0 |

World's Fair Baseball Tourney

June

26 Illinois W, 11-7

29 Wisconsin W, 14-4

July

1 Illinois W, 11-7

6 Wesleyan Univ. W, 6-0

11 Amherst L, 6-8

12 Yale L, 2-6

Note: Virginia finished second in eight-team field behind Yale.

1894 (9-7)

COACH: unknown

CAPTAIN: Mendell L. Smith

MANAGER: J. Breckenridge

Robertson

| | |
|-----------------|----------|
| Columbia | W, 6-1 |
| Lehigh | W, 11-4 |
| Yale | L, 4-28 |
| Yale | L, 11-13 |
| Vermont | L, 5-12 |
| Vermont | W, 11-8 |
| Baltimore | L, 0-28 |
| Baltimore | L, 5-11 |
| Columbia | W, 23-5 |
| Wake Forest | W, 5-2 |
| Penn State Col. | W, 14-4 |
| Georgetown | W, 3-2 |
| North Carolina | L, 2-4 |
| North Carolina | W, 10-2 |
| Lafayette | L, 3-7 |
| Lafayette | W, 7-5 |

1895 (10-7)

COACH: unknown

CAPTAIN: J. Garnett Nelson

MANAGER: Jonathan Bryan

| | |
|---------------------|------------|
| New York | L, 0-12 |
| St. Albans | W, 11-3 |
| Vermont (10) | W, 3-2 |
| Vermont | W, 13-5 |
| Rutgers | W, 9-2 |
| Lehigh | W, 15-9 |
| Yale | L, 9-15 |
| Yale | L, 3-6 |
| Washington & Lee | W, 13-0 |
| Franklin & Marshall | W, 8-1 |
| Franklin & Marshall | W, 5-0 |
| Georgetown | W, 5-3 |
| Pennsylvania | L, 3-8 |
| Cornell | L, 0-6 |
| Cornell | L, 2-11or9 |
| Georgetown | L, 2-16 |
| North Carolina | L, 7-0 |

1896 (7-10)

COACH: unknown

CAPTAIN: Murray M. McGuire

MANAGER: McLane Tilton, Jr.

| | |
|----------------|----------|
| Lehigh | W, 25-3 |
| Princeton | L, 4-5 |
| Yale | L, 4-12 |
| Yale | L, 7-8 |
| Johns Hopkins | W, 15-8 |
| Hobart | L, 4-7 |
| Hobart | L, 2-3 |
| Trinity | W, 6-4 |
| North Carolina | L, 6-14 |
| St. John's | W, 18-12 |
| St. Albans | W, 4-3 |
| Cornell | W, 6-5 |
| Georgetown | L, 11-31 |
| Georgetown | L, 0-7 |
| Pennsylvania | L, 2-3 |
| Lehigh | L, 6-10 |
| Princeton | W, 10-6 |

1897 (8-5)

COACH: unknown

CAPTAIN: John Lawrence, Vick

Bonney

MANAGER: Elbert Lee Trinkle

| | |
|------------------|----------|
| Woodberry Forest | W, 14-4 |
| Locust Dale | W, 18-6 |
| North Carolina | W, 7-6 |
| Wake Forest | W, 10-3 |
| Vermont | W, 14-1 |
| Vermont | W, 12-4 |
| Lafayette | L, 11-9 |
| Pennsylvania | L, 7-13 |
| Lehigh | L, 3-8 |
| Yale | W, 13-5 |
| Yale | L, 13-15 |
| Princeton | L, 3-9 |
| North Carolina | W, 10-4 |

1898 (15-8)

COACH: unknown

CAPTAIN: John Lawrence Vick

Bonney

MANAGER: Don Preston Peters

| | |
|------------------|----------|
| McCabe's School | W, 27-2 |
| Episcopal HS | W, 5-3 |
| Woodberry Forest | W, 11-5 |
| Pantops Academy | W, 12-5 |
| Lafayette | W, 12-8 |
| Lehigh | W, 13-3 |
| Yale | W, 9-0 |
| Yale | L, 0-5 |
| Princeton | W, 14-10 |
| Harvard | L, 5-7 |
| Richmond | L, 6-8 |
| Richmond | L, 12-19 |
| Washington & Lee | W, 2-1 |
| Washington & Lee | W, 20-0 |
| Georgetown | W, 13-6 |
| St. John's | W, 26-5 |
| Georgetown | W, 9-5 |
| Georgetown | L, 7-10 |
| Pennsylvania | L, 3-9 |
| Princeton | L, 5-12 |
| St. Paul's | W, 19-2 |
| Wesleyan | L, 4-6 |
| Yale | W, 4-0 |

1899 (13-6)

COACH: unknown

CAPTAIN: W. A. Martin

MANAGER: A. W. Aston

| | |
|---------------|---------|
| Episcopal HS | W, 7-1 |
| Lafayette | W, 7-5 |
| Cornell | W, 14-5 |
| Lehigh | W, 8-3 |
| Yale | W, 10-3 |
| Yale | W, 10-4 |
| Princeton | W, 19-4 |
| Princeton | L, 6-18 |
| Boston | L, 3-14 |
| Boston | L, 1-15 |
| Harvard | L, 3-9 |
| Pennsylvania | W, 18-3 |
| Pennsylvania | W, 6-4 |
| Georgetown | L, 6-8 |
| Maryland | W, 10-2 |
| St. Albans | W, 23-3 |
| Georgetown | L, 5-6 |
| West Virginia | W, 8-5 |
| Trinity | W, 12-0 |

1900 (9-6)

COACH: unknown

CAPTAIN: Brodie C. Nalls

MANAGER: N. P. Cocke

| | |
|---------------------|---------|
| Woodberry Forest | W, 23-3 |
| Episcopal HS | W, 16-4 |
| Cornell | W, 6-5 |
| Gallaudet | W, 9-3 |
| Franklin & Marshall | L, 2-5 |
| Lehigh | L, 0-2 |
| Howard | L, 0-7 |
| Yale | L, 7-8 |
| Princeton | L, 3-9 |
| Pennsylvania | L, 7-8 |
| Pennsylvania | W, 19-4 |

| | |
|------------------|---------|
| Washington & Lee | W, 12-0 |
| VMI | W, 22-0 |
| Blacksburg | W, 12-0 |
| Roanoke Col. | W, 17-2 |

1901 (12-8)

COACH: unknown

CAPTAIN: C. P. Carter

MANAGER: R. E. Lee Taylor

| | |
|------------------|----------|
| Bellevue HS | W, 29-6 |
| St. Albans | W, 6-0 |
| Locust Dale | W, 12-2 |
| Lafayette | W, 10-9 |
| Episcopal HS | W, 12-0 |
| Woodberry Forest | W, 19-0 |
| Lehigh | W, 13-2 |
| Boston (AL) | L, 0-23 |
| Yale | L, 6-9 |
| Princeton | L, 10-19 |
| Princeton | L, 5-9 |
| Harvard | L, 5-8 |
| Cornell | L, 2-9 |
| North Carolina | W, 9-2 |
| Georgetown | L, 0-13 |
| Maryland | W, 16-13 |
| Georgetown | L, 6-9 |
| Washington & Lee | W, 9-8 |
| Virginia Tech | W, 8-3 |
| Roanoke Col. | W, 8-5 |

1902 (13-7-1)

COACH: unknown

CAPTAIN: C. P. Carter

MANAGER: Owsley Brown

| | |
|---------------------|------------|
| Locust Dale | W, 15-0 |
| Miller's School | W, 15-2 |
| St. Albans | L, 3-14 |
| Lehigh | W, 14-10 |
| Pennsylvania | L* forfeit |
| Yale (10) | T, 2-2 |
| Princeton | L, 8-9 |
| Princeton | L, 2-16 |
| Hobart | W, 16-4 |
| Cornell | L, 10-14 |
| Howard | L, 8-11 |
| Columbian | W, 7-5 |
| Washington & Lee | W, 12-5 |
| North Carolina (10) | W, 5-4 |
| North Carolina | W, 9-7 |
| William & Mary | W, 27-1 |
| Columbian | L, 4-6 |
| Princeton | W, 14-1 |
| Roanoke | W, 10-1 |
| North Carolina | W, 11-1 |
| Washington & Lee | W, 11-3 |

* Losing 9-0, Virginia forfeited to Penn

1903 (15-6-1)

COACH: unknown

CAPTAIN: J. Beverley Pollard

MANAGER: Armistead M. Dobie

| | |
|---------------|--------|
| Miller School | W, 8-4 |
|---------------|--------|

YEAR-BY-YEAR RESULTS

Woodberry School W, 15-0
 Locust Dale W, 12-1
 St. Alban's W, 10-1
 Lafayette W, 17-2
 Lafayette L, 2-12
 Pennsylvania W, 1-0
 Pennsylvania L, 1-3
 Gettysburg W, 3-2
 Syracuse L, 7-8
 Lehigh W, 4-0
 Yale L, 2-9
 Brown's School W, 6-1
 VMI W, 7-1
 Virginia Tech W, 14-2
 NC State W, 4-0
 North Carolina L, 3-10
 North Carolina T, 15-15
 Davidson W, 8-1
 Virginia Tech W, 13-4
 North Carolina L, 1-4
 Roanoke Col. W, 2-1

1904 (16-9)

COACH: unknown

CAPTAIN: C. P. Stearns

MANAGER: J. W. Somerville, Jr.

March
 12 Woodberry Forest L, 0-1
 17 Pantops Academy W, 6-0
 19 Fishburne Military W, 15-3
 22 St. Alban's W, 6-0
 23 Randolph-Macon W, 4-0
 25 Villanova W, 13-5
 26 Villanova L, 0-2
 29 St. John's W, 9-0
 30 Lafayette W, 10-2
 31 Lafayette W, 6-0

April
 2 Yale (1) L, 1-4
 4 Yale L, 4-7
 5 Lehigh W, 22-9
 6 Pennsylvania L, 1-7
 7 Pennsylvania L, 1-10
 9 Cornell W, 7-6
 12 Hampden-Sydney W, 7-0
 14 Virginia Tech W, 9-0
 16 at Navy L, 3-4
 18 vs. Harvard (2) L, 4-11
 19 Washington & Lee L, 1-7
 21 at NC State W, 11-3
 23 at North Carolina W, 9-2
 ? Columbia W, 11-7
 May
 6 Johns Hopkins W, 15-5

1905 (17-7)

COACH: unknown

CAPTAIN: J. M. Stucky

MANAGER: H. N. Page, Jr.

March
 11 Woodberry Forest W, 3-1
 18 Miller School W, 6-1
 20 Fishburne Mil. Ac. W, 11-3
 25 West Virginia W, 7-1
 27 West Virginia L, 2-4
 29 William & Mary W, 22-0
 31 Lafayette W, 6-0

April
 1 Lafayette L, 1-6
 3 Penn State L, 2-13
 6 Pennsylvania W, 3-2
 7 vs. St. John's (3) W, 9-4
 8 at Navy W, 7-3
 15 Johns Hopkins W, 13-5
 17 Kentucky W, 7-4
 18 Davidson W, 4-3
 19 G. Washington W, 22-1
 20 St. John's W, 19-8
 22 vs. Yale (1) L, 1-6
 24 Syracuse L, 4-8
 25 Syracuse W, 7-2
 26 Virginia Tech W, 7-1
 27 Virginia Tech W, 7-2

May
 4 at North Carolina L, 1-6
 5 vs. North Carolina L, 2-3

1906 (18-10)

COACH: unknown

CAPTAIN: A. C. Graham

MANAGER: R. G. Camp

March
 17 Richmond Col. W, 13-5

21 Miller School W, 19-0
 23 Lafayette L, 2-10

April
 2 Penn State L, 1-5
 3 Pennsylvania W, 7-1
 4 Pennsylvania L, 0-2
 6 VMI W, 9-0
 11 Syracuse W, 12-7
 12 Princeton L, 1-2
 13 vs. Yale (1) L, 0-11
 14 vs. Yale (1) W, 3-2
 16 Lehigh W, 11-5
 17 Lehigh W, 6-2
 18 Kentucky W, 12-3
 19 Carlisle Indians W, 11-3
 20 Carlisle Indians W, 3-1
 23 vs. North Carolina (5) L, 1-6
 24 North Carolina W * forfeit
 25 NC State W, 12-0
 27 Georgia W, 7-1
 28 Georgia W, 8-5
 30 Kentucky State W, 7-2

May
 2 at Trinity L, 2-4
 3 at North Carolina W, 4-3
 4 at Wake Forest W, 6-5
 5 at NC State L, 4-5
 9 G. Washington L, 2-3
 12 Johns Hopkins L, 3-4
 * Losing 9-0, UNC left the field in the 9th inning after a disputed call.

1907 (16-6-1)

COACH: unknown

CAPTAIN: A. S. Walker

MANAGER: A. T. Brant

March
 16 Woodberry Forest W, 7-1
 18 Fishburne School T, 6-6
 29 Cornell L, 7-8
 30 Columbia W, 7-6

April
 1 Columbia W, 16-3
 2 Lafayette W, 6-3
 3 Pennsylvania L, 8-11
 4 Pennsylvania W, 5-2
 5 Herm. Club of Rich. W, 6-5
 10 Dartmouth L, 3-4
 13 Georgetown W, 9-0
 15 North Carolina W, 5-1
 16 G. Washington W, 8-1
 17 Trinity W, 2-1
 20 vs. North Carolina (4) W, 5-2
 22 Davidson W, 12-1
 26 Georgia W, 8-3
 27 Georgia W, 8-3

May
 4 Georgetown (2) L, 0-1
 7 at Villanova L, 4-9
 8 at Princeton W, 3-2
 9 at Yale L, 1-6
 11 at Army W, 5-1

1908 (12-11-1)

COACH: unknown

CAPTAIN: John F. Hoff

MANAGER: W. H. Jordan

March
 25 Fishburne School W, 9-5
 26 Miller School W, 15-0
 28 Woodberry Forest W, 1-0
 30 Amherst W, 1-0

April
 1 Amherst W, 5-1
 2 Cornell L, 2-4
 3 Cornell W, 4-2
 6 vs. North Carolina (4) L, 1-2
 11 Georgetown L, 2-3
 13 Dartmouth W, 10-0
 14 Princeton W, 6-2
 16 vs. Princeton (5) L, 0-1
 17 Penn State L, 5-9
 20 Lehigh W, 7-0
 21 Lehigh L, 4-6
 22 North Carolina W, 5-4
 23 Pennsylvania W, 7-5
 24 Pennsylvania L, 3-6
 25 Davidson W, 4-0
 27 at Georgetown L, 0-2
 28 at Georgetown L, 0-3
 29 at Princeton L, 0-2

1909 (19-7-1)

COACH: unknown

CAPTAIN: John F. Hoff

MANAGER: L. W. Tazewell, Jr.

March
 15 Woodberry Forest W, 5-3
 18 Fishburne School W, 6-0
 20 Miller School W, 10-1
 25 William & Mary W, 13-0
 27 Randolph-Macon W, 1-0
 29 Colgate W, 7-1
 30 Colgate W, 3-0

April
 1 Amherst W, 5-4
 3 vs. Yale (1) L, 2-4
 6 St. John's W, 5-1
 7 Lafayette W, 3-2
 8 Holy Cross W, 9-3
 9 Princeton W, 4-3
 12 Fordham W, 2-1
 14 Pennsylvania W, 3-0
 15 South Carolina W, 6-1
 16 South Carolina L, 5-6
 19 North Carolina (4) W, 3-1
 22 Harvard L, 0-1
 28 Davidson W, 8-0
 30 North Carolina L, 6-7

May
 1 Georgetown W, 7-6
 4 at Princeton L, 0-3
 5 at Amherst W, 4-1
 6 at Wesleyan T, 4-4
 7 at Yale L, 0-2
 8 at Army L, 3-4

1910 (7-14-1)

COACH: Charles Rigler

CAPTAIN: R. H. Pickford

MANAGER: Rufus T. Reid

Woodberry Forest W, 8-0
 St. John's L, 2-6
 Princeton L, 2-5
 Holy Cross L, 2-7
 Pennsylvania L, 0-3
 Pennsylvania L, 3-8
 Amherst L, 3-10
 Amherst L, 3-16
 Lafayette W, 4-0
 Lafayette L, 2-4
 North Carolina W, 4-3
 North Carolina W, 6-2
 Georgetown W, 4-2
 Harvard L, 0-1
 North Carolina L, 0-3
 Davidson W, 12-4
 Georgetown L, 2-5
 Pennsylvania L, 4-7
 Harvard T, 1-1
 Holy Cross L, 0-2
 Yale L, 1-3
 Army W, 6-3

1911 (11-9)

COACH: Charles Rigler

CAPTAIN: Thomas Clay Carter

MANAGER: Joseph S. Moore

Jefferson School W, 16-1
 Woodberry Forest W, 22-1
 Tome W, 12-0
 Randolph-Macon W, 3-0
 Amherst L, 2-5
 Amherst L, 2-4
 Carolina W, 3-1
 Carolina L, 0-1
 St. John's W, 5-1
 Princeton L, 1-3
 Fordham W, 4-0
 Pennsylvania L, 0-8
 Carolina L, 0-1
 Georgetown W, 8-0
 VMI W, 11-0
 Georgetown W, 4-0
 Pennsylvania L, 0-10
 Fordham W, 4-0
 Brown L, 0-3
 Yale L, 0-9

1912 (14-9-1)

COACH: Charles Rigler

CAPTAIN: Thomas Clay Carter

MANAGER: unknown

Wash. Nationals W, 5-3
 Wash. Nationals L, 1-11
 Jefferson W, 11-6
 Episcopal HS W, 17-0
 Amherst L, 4-5

Amherst W, 8-4
 St. John's W, 4-2
 Princeton L, 3-6
 Yale (10) T, 3-3
 Holy Cross L, 1-4
 Cornell W, 2-1
 Montreal L, 2-9
 Trinity W, 8-5
 North Carolina W, 2-1
 North Carolina L, 3-10
 North Carolina L, 0-4
 South Carolina W, 10-2
 Georgetown W, 4-3
 North Carolina W, 4-0
 Bucknell W, 15-4
 Georgia W, 5-1
 Pennsylvania L, 4-5
 Georgetown L, 0-5
 Georgetown W, 6-3

1913 (12-8)

COACH: Jack Ryan

CAPTAIN: D. W. Neff

MANAGER: G. F. Thornhill

Wash. Nationals L, 0-6
 Holy Cross W, 16-8
 Princeton W, 3-0
 Amherst L, 5-6
 Cornell W, 6-5
 Cornell W, 12-3
 Randolph-Macon W, 8-1
 North Carolina L, 4-5
 Davidson W, 13-1
 North Carolina W, 12-9
 Georgetown W, 13-3
 South Carolina W, 3-1
 Trinity W, 8-3
 Holy Cross L, 1-4
 Catholic Univ. L, 4-8
 Georgetown W, 8-2
 Navy L, 4-10
 Princeton W, 6-1
 Yale L, 2-4
 Army L, 3-9

1914 (10-7)

COACH: Jack Ryan

CAPTAIN: J. L. White

MANAGER: C. G. Giddings

Amherst L, 3-5
 Vermont W, 9-1
 Cornell W, 7-1
 Cornell L, 3-5
 Princeton L, 4-10
 Yale W, 10-4
 Yale W, 8-3
 Johns Hopkins W, 6-1
 VMI W, 11-3
 NC State W, 2-0
 NC State W, 9-1
 Trinity W, 13-3
 NC State W, 6-1
 Princeton L, 4-5
 Harvard L, 2-3
 Brown L, 3-8
 Yale L, 4-17

1915 (14-6)

COACH: Jack Ryan

CAPTAIN: J. L. White

MANAGER: H. M. Robertson

Amherst W, 5-0
 Amherst W, 1-1
 Princeton L, 1-5
 Fordham W, 5-4
 Cornell W, 4-1
 Cornell W, 2-1
 Williams W, 9-1
 NC State W, 5-2
 NC State L, 5-8
 Trinity W, 10-6
 Michigan W, 6-1
 Catholic W, 7-2
 North Carolina W, 5-3
 Georgia W, 1-0
 Georgia L, 3-5
 Trinity W, 12-10
 Princeton L, 0-4
 Harvard L, 2-10
 Brown W, 5-4
 Yale L, 2-6

1916 (16-8-1)

COACH: Jack Ryan

CAPTAIN: E. W. Smith

MANAGER: C. Tunstall

Washington L, 1-4
 Washington L, 4-10

Washington W, 5-4
 Washington L, 6-9
 Amherst W, 7-4
 Amherst L, 3-5
 North Carolina W, 5-2
 South Carolina W, 5-3
 Georgia W, 2-1
 Williams W, 12-6
 Cornell W, 2-1
 Cornell W, 3-2
 Harvard T, 2-2
 Princeton W, 2-1
 Yale L, 0-7
 Holy Cross W, 3-1
 North Carolina W, 8-3
 Trinity W, 21-2
 Georgia W, 16-7
 Georgia L, 1-3
 VMI W, 14-5
 Princeton L, 2-3
 Harvard L, 0-5
 Williams W, 12-6
 Yale W, 13-1

1917 (2-2)

COACH: James L. White

CAPTAIN: E. W. Smith

MANAGER: C. Tunstall

Amherst W, 4-3
 Amherst L, 0-1
 Lehigh W, 4-0
 North Carolina L, 2-3

Remainder of schedule cancelled
 April 14, 1917

1918 (7-4)

COACH: H. H. Lannigan

CAPTAIN: C. D. Mahood

MANAGER: V. B. Hirst

Virginia Christian Col. W, 8-0
 William & Mary W, 11-3
 Richmond Col. W, 10-8
 North Carolina L, 0-3
 North Carolina W, 4-0
 Marshall Col. W, 16-4
 North Carolina W, 2-1
 VMI W, 14-4
 West Virginia L, 4-7
 West Virginia L, 0-9
 West Virginia L, 5-9

1919 (8-8-1)

COACH: E. W. Smith

CAPTAIN: H. H. Gwathmey

MANAGER: J. N. Greear

Richmond Col. W, 5-4
 Lincoln Memorial L, 0-4
 William & Mary L, 0-2
 Hampden-Sydney W, 13-3
 North Carolina W, 2-1
 North Carolina T, 3-3
 Georgia L, 2-7
 Georgia L, 4-7
 Davidson L, 0-7
 Randolph-Macon W, 4-0
 North Carolina L, 1-7
 Maryland State W, 7-5
 Georgia L, 4-10
 Georgia W, 3-0
 VMI W, 2-1
 North Carolina W, 11-4
 Princeton L, 2-5

1920 (11-7-1)

COACH: James L. White

CAPTAIN: William I. Pritchard

MANAGER: Raymond McK. Sloan

Maryland State L, 1-3
 Cornell L, 4-7
 Yale W, 3-0
 Lafayette W, 5-1
 Amherst L, 2-4
 Amherst L, 0-2
 Georgia L, 0-4
 Georgia W, 5-4

YEAR-BY-YEAR RESULTS

| | |
|---------------------|---------|
| VMI | W, 6-5 |
| William & Mary | L, 2-6 |
| Washington & Lee | W, 10-8 |
| North Carolina | L, 4-15 |
| Davidson | W, 8-6 |
| VMI | W, 15-3 |
| Washington & Lee | W, 9-2 |
| Virginia Tech | W, 9-5 |
| Richmond | L, 0-7 |
| Virginia Tech | W, 5-2 |
| Navy | W, 6-5 |
| Rutgers | L, 8-9 |
| Yale | L, 3-5 |
| Cornell | W, 8-1 |
| Ill. Wesleyan Univ. | L, 9-10 |

1940 (18-4)

State Champions

COACH: Gus K. Tebell

| | |
|---------------------------------|----------|
| CAPTAIN: James T. Gillette, Jr. | |
| MANAGER: Bodley Brooker, Jr. | |
| Drexel Institute | W, 7-2 |
| Maryland | W, 6-2 |
| Haverford | W, 14-5 |
| Dartmouth | L, 6-7 |
| Vermont | W, 8-6 |
| Dartmouth | W, 6-5 |
| Pittsburgh | W, 19-5 |
| VMI | W, 5-2 |
| William & Mary | W, 9-1 |
| Michigan | W, 12-11 |
| Virginia Tech | W, 2-1 |
| Virginia Tech | L, 1-6 |
| North Carolina | L, 3-6 |
| VMI | W, 14-11 |
| Richmond | W, 2-1 |
| William & Mary | W, 13-11 |
| North Carolina | L, 5-9 |
| Washington & Lee | W, 13-2 |
| Maryland | W, 5-4 |
| Navy | W, 12-2 |
| Washington & Lee | W, 11-4 |
| Richmond | W, 5-4 |

1941 (11-8)

COACH: Gus K. Tebell

| | |
|--------------------------------|----------|
| CAPTAIN: James R. Dodson, Jr. | |
| MANAGER: Daniel D. Talley, III | |
| Bridgewater | W, 8-7 |
| Dartmouth | W, 6-1 |
| Vermont | W, 5-2 |
| Pittsburgh | W, 6-5 |
| Randolph-Macon | W, 12-4 |
| William & Mary | L, 2-8 |
| VMI | W, 10-9 |
| Washington & Lee | L, 2-4 |
| Virginia Tech | W, 18-11 |
| Michigan | L, 4-6 |
| North Carolina | L, 7-8 |
| Richmond | L, 1-5 |
| Virginia Tech | W, 7-4 |
| VMI | W, 8-2 |
| G. Washington | L, 2-8 |
| William & Mary | L, 5-6 |
| Washington & Lee | W, 19-3 |
| Navy | L, 0-9 |
| Richmond | W, 9-6 |

1942 (7-10-1)

COACH: Gus K. Tebell

| | |
|--------------------------------|---------|
| CAPTAIN: Charles M. Walsh, III | |
| MANAGER: Brooke Peirce | |
| Bridgewater | W, 6-0 |
| Maryland | W, 16-5 |
| Washington & Lee | T, 0-0 |
| Richmond | W, 4-0 |
| Washington & Lee | L, 4-6 |
| William & Mary | W, 10-1 |
| Michigan | L, 3-9 |
| G. Washington | L, 5-6 |
| North Carolina | L, 1-18 |
| Richmond | L, 1-8 |
| Virginia Tech | L, 7-9 |
| VMI | L, 5-8 |
| Hampden-Sydney | W, 24-7 |
| North Carolina | L, 2-5 |
| Virginia Tech | W, 3-2 |
| VMI | W, 13-1 |
| Navy | L, 7-15 |
| William & Mary | L, 2-7 |

1943 (6-4)

COACH: Gus K. Tebell

| | |
|----------------------------|---------|
| CAPTAIN: Turnbull Gillette | |
| MANAGER: Walter McClelland | |
| April | |
| 6 Hampden-Sydney | W, 5-3 |
| 9 Washington & Lee | L, 8-15 |

| | |
|---------------------|---------|
| 10 VMI | W, 20-0 |
| 13 Washington & Lee | Rain |
| 21 Richmond | W, 5-3 |
| 24 VMI | W, 17-5 |
| 30 Naval Pre-Flight | W, 13-5 |
| May | |
| 1 North Carolina | W, 10-8 |
| 4 Virginia Tech | L, 7-8 |
| 5 Virginia Tech | L, 7-9 |
| 8 Richmond | L, 1-8 |
| 12 Navy | Rain |

1944 (6-5-1)

COACH: A. A. Corcoran

| | |
|---|---------|
| CAPTAIN: David H. Turp | |
| MANAGERS: Robert E. Wherele and A. F. Eisenman, Jr. | |
| April | |
| 22 Lynchburg Cardinals | L, 7-16 |
| 29 Richmond | W, 2-0 |
| May | |
| 10 W. Wilson Hospital | W, 6-0 |
| 13 Richmond | L, 0-9 |
| 17 Virginia Tech | L, 1-2 |
| 20 Hampden-Sydney | W, 6-1 |
| 24 CASU-21 | W, 4-2 |
| 27 Camp Lee | W, 6-2 |
| 31 W. Wilson Hospital | L, 2-4 |
| June | |
| 3 BTC #10 | L, 0-9 |
| 7 Hampden-Sydney | W, 11-3 |
| 10 Camp Lee | T, 1-1 |

1945 (10-4)

COACH: Gus K. Tebell

| | |
|---|---------|
| CAPTAINS: David H. Turp and Roy William Richard | |
| MANAGERS: Robert E. Wherele and A. F. Eisenman, Jr. | |
| April | |
| 7 Bridgewater | W, 20-7 |
| 18 Woodrow Wilson | W, 8-5 |
| 21 Virginia Tech | L, 1-3 |
| 28 Richmond | W, 3-1 |
| May | |
| 5 Richmond | W, 10-1 |
| 9 Camp Lee | L, 1-12 |
| 12 Ft. Belvoir | L, 1-2 |
| 16 W. Wilson Hospital | W, 6-1 |
| 19 Maryland | W, 10-3 |
| 22 Bridgewater | W, 15-2 |
| 30 Hampden-Sydney | W, 22-3 |
| June | |
| 2 Virginia Tech | W, 2-1 |
| 6 Norfolk Naval | L, 1-6 |
| 9 Maryland | W, 8-1 |

1946 (11-7-1)

COACH: Gus K. Tebell

| | |
|-------------------------------|----------|
| CAPTAIN: James D. Patton, III | |
| MANAGER: Herbert Bangel | |
| American Viscose | W, 14-10 |
| Roanoke Bus. Col. | W, 16-1 |
| Lynchburg Cardinals | L, 7-10 |
| William & Mary | W, 6-1 |
| North Carolina | L, 5-6 |
| Richmond | T, 8-8 |
| Quantico Marines | W, 14-5 |
| Quantico Marines | W, 8-8 |
| Virginia Tech | W, 8-2 |
| Navy | L, 0-6 |
| Hampden-Sydney | L, 1-6 |
| Washington & Lee | W, 5-4 |
| Richmond | L, 3-4 |
| Hampden-Sydney | W, 3-2 |
| William & Mary | L, 2-6 |
| Little Creek | W, 8-6 |
| Washington & Lee | L, 1-2 |
| Cherry Pt. Marines | W, 12-9 |
| Virginia Tech | W, 11-7 |

1947 (19-7)

COACH: Gus K. Tebell

| | |
|------------------|---------|
| Yale | L, 4-6 |
| Dartmouth | W, 8-4 |
| Haverford | W, 19-9 |
| North Carolina | W, 5-3 |
| South Carolina | W, 14-6 |
| Duke | W, 3-2 |
| Quantico Marines | W, 12-9 |
| Michigan | W, 7-4 |
| VMI | W, 7-5 |
| Hampden-Sydney | W, 10-4 |
| VMI | W, 15-3 |
| Richmond | L, 0-2 |
| G. Washington | W, 16-6 |
| Washington & Lee | W, 9-4 |

| | |
|------------------|---------|
| William & Mary | W, 8-1 |
| G. Washington | W, 9-7 |
| William & Mary | W, 18-3 |
| North Carolina | L, 5-6 |
| Virginia Tech | L, 4-10 |
| Richmond | L, 0-4 |
| Washington & Lee | W, 13-7 |
| Virginia Tech | L, 6-9 |
| Hampden-Sydney | W, 15-3 |
| Maryland | W, 7-4 |
| Maryland | W, 6-3 |
| Navy | L, 2-9 |

1948 (14-5)

COACH: Gus K. Tebell

| | |
|--|----------|
| CAPTAINS: Samuel E. Ellington and Joseph W. Rowell | |
| MANAGER: Joe Robinson | |
| March | |
| 22 Akron | W, 15-2 |
| 26 at North Carolina | L, 1-3 |
| 27 Ohio Wesleyan | W, 17-9 |
| 30 Princeton | W, 15-5 |
| 31 Princeton | Rain |
| April | |
| 3 West Virginia | W, 10-1 |
| 7 Michigan | Rain |
| 8 Michigan | Rain |
| 10 at Washington & Lee | W, 10-1 |
| 12 at Quantico Marines | L, 12-13 |
| 16 Quantico Marines | W, 12-2 |
| 17 at G. Washington | L, 5-6 |
| 21 Richmond | W, 8-1 |
| 23 Virginia Tech | W, 10-9 |
| 28 VMI | W, 6-5 |
| May | |
| 1 at Richmond | W, 5-2 |
| 4 Washington & Lee | Rain |
| 6 North Carolina | W, 4-0 |
| 8 at Virginia Tech | L, 2-13 |
| 12 Hampden-Sydney | W, 14-1 |
| 15 at VMI | W, 6-3 |
| 18 Langley Field | W, 18-0 |
| 22 at West Virginia | L, 6-7 |
| 26 G. Washington | Rain |

1949 (11-6-4)

COACH: Gus K. Tebell

| | |
|--------------------------|---------|
| CAPTAIN: Neal Wade | |
| MANAGER: Theodore Kruger | |
| Springfield | W, 7-2 |
| Rutgers | L, 4-6 |
| Rutgers | L, 5-11 |
| Haverford | W, 3-2 |
| West Virginia | W, 12-2 |
| Harvard | W, 2-0 |
| Michigan | T, 1-1 |
| Yale | T, 1-1 |
| Trinity | W, 3-2 |
| Akron | W, 7-6 |
| North Carolina | L, 5-6 |
| Ohio | L, 0-2 |
| Virginia Tech | W, 7-6 |
| VMI | Rain |
| Richmond | L, 1-13 |
| Washington & Lee | L, 3-6 |
| Langley Field | Rain |
| Fort Meade | T, 6-6 |
| Fort Meade | W, 3-1 |
| North Carolina | T, 6-6 |
| Washington & Lee | W, 5-0 |
| VMI | W, 7-2 |
| Virginia Tech | Rain |
| Richmond | W, 3-2 |

1950 (17-6)

COACH: Gus K. Tebell

| | |
|----------------------|---------|
| CAPTAIN: Robert Huff | |
| MANAGER: John Boyer | |
| Haverford | W, 6-3 |
| Rutgers | W, 6-3 |
| Rutgers | L, 2-3 |
| Akron | W, 27-1 |
| Dartmouth | W, 5-1 |
| Delaware | W, 6-0 |
| Lehigh | W, 4-3 |
| Rensselaer | W, 1-0 |
| Trinity | L, 3-11 |
| Michigan | L, 4-5 |
| Michigan | W, 4-1 |
| Virginia Tech | W, 4-1 |
| Maryland | W, 7-2 |
| Richmond | W, 3-2 |
| VMI | W, 7-6 |
| G. Washington | W, 8-1 |
| North Carolina | W, 9-4 |
| Richmond | W, 1-0 |

| | |
|------------------|---------|
| Maryland | L, 2-7 |
| Washington & Lee | W, 2-1 |
| G. Washington | L, 0-2 |
| Virginia Tech | L, 0-9 |
| VMI | W, 13-0 |
| Washington & Lee | Rain |
| William & Mary | W, 8-0 |

1951 (17-5)

COACH: Gus K. Tebell

| | |
|-------------------------------|---------|
| CAPTAIN: Robert Winn | |
| MANAGER: Clifford P. McKinney | |
| North Carolina | W, 5-4 |
| Cherry Point | W, 10-0 |
| Camp LeJeune | L, 7-8 |
| Trinity | Rain |
| Hofstra | W, 2-1 |
| Lehigh | W, 2-1 |
| Akron | W, 9-1 |
| Yale | W, 7-6 |
| Western Reserve | W, 11-8 |
| Dartmouth | Rain |
| Virginia Tech | W, 4-3 |
| Michigan | L, 4-18 |
| Maryland | Rain |
| VMI | W, 12-2 |
| Providence | W, 3-2 |
| William & Mary | W, 6-2 |
| Maryland | W, 11-6 |
| G. Washington | W, 23-7 |
| Washington & Lee | W, 4-2 |
| Richmond | Rain |
| Virginia Tech | L, 1-7 |
| Washington & Lee | L, 7-9 |
| G. Washington | Rain |
| Washington & Lee | W, 10-6 |
| Richmond | W, 3-2 |
| VMI | W, 7-2 |
| William & Mary | L, 3-6 |

1952 (9-13)

COACH: Gus K. Tebell

| | |
|------------------------|---------|
| CAPTAIN: Ted Davenport | |
| MANAGER: Tom Trotter | |
| North Carolina | L, 0-5 |
| Maryland | W, 11-7 |
| Delaware | L, 8-10 |
| Yale | L, 6-8 |
| Camp LeJeune | W, 7-1 |
| Camp LeJeune | L, 4-10 |
| Cherry Point | W, 7-1 |
| Cherry Point | L, 4-5 |
| Michigan | L, 4-12 |
| Hofstra | W, 5-4 |
| Richmond | L, 3-4 |
| G. Washington | L, 7-14 |
| Maryland | L, 5-7 |
| VMI | W, 12-5 |
| Virginia Tech | W, 1-0 |
| G. Washington | L, 5-12 |
| VMI | W, 9-2 |
| Richmond | L, 1-5 |
| Virginia Tech | L, 2-7 |
| William & Mary | W, 9-4 |
| Washington & Lee | L, 3-5 |
| William & Mary | W, 4-3 |

1953 (12-8)

COACH: Gus K. Tebell

| | |
|------------------------|----------|
| CAPTAIN: Ted Davenport | |
| MANAGER: Tom Trotter | |
| March | |
| 31 Akron | W, 10-3 |
| April | |
| 1 Pennsylvania | W, 7-5 |
| 3 Camp LeJeune | L, 3-4 |
| 4 Camp LeJeune | L, 1-3 |
| 6 Cherry Point | L, 0-9 |
| 7 Cherry Point | Rain |
| 9 Ithaca Col. | W, 6-1 |
| 11 Michigan | W, 4-3 |
| 14 G. Washington | L, 7-8 |
| 16 VMI | W, 7-1 |
| 18 North Carolina | L, 5-8 |
| 20 William & Mary | W, 6-4 |
| 23 Virginia Tech | W, 7-6 |
| 28 Richmond | L, 3-7 |
| May | |
| 2 Maryland | W, 5-4 |
| 4 G. Washington | W, 5-1 |
| 7 Maryland | L, 11-12 |
| 9 Richmond | W, 8-1 |
| 11 Virginia Tech | W, 4-3 |
| 14 Washington & Lee | W, 3-2 |

| | |
|---------------------|--------|
| 16 VMI | Rain |
| 18 Washington & Lee | Rain |
| 20 William & Mary | L, 7-8 |

1954 (7-13-1)

COACH: Gus K. Tebell

| | |
|-------------------------|---------|
| CAPTAIN: David Northern | |
| MANAGER: John Bazzarre | |
| March | |
| 24 North Carolina | L, 0-2 |
| 27 Trinity | L, 5-9 |
| April | |
| 1 Washington Col. | T, 8-8 |
| 3 Brown | L, 3-5 |
| 6 Harvard | L, 6-9 |
| 7 Delaware | W, 13-3 |
| 9 Michigan | L, 5-12 |
| 10 Michigan | L, 6-13 |
| 19 Virginia Tech | W, 3-2 |
| 20 Washington & Lee | W, 17-2 |
| 23 G. Washington | W, 10-7 |
| 24 Richmond | W, 10-7 |
| 27 Virginia Tech | L, 2-7 |
| May | |
| 1 Richmond | L, 1-3 |
| 5 G. Washington | L, 1-5 |
| 6 Maryland | L, 5-6 |
| 8 Washington & Lee | W, 9-2 |
| 12 VMI | W, 7-3 |
| 15 Georgetown | Rain |
| 17 North Carolina | L, 1-2 |
| South Carolina | L, 5-7 |
| 21 VMI | L, 5-7 |

1955 (6-16)

COACH: Gus K. Tebell

| | |
|--------------------------|----------|
| CAPTAIN: Harry Lee | |
| MANAGER: Harold Williams | |
| March | |
| 29 Maryland* | L, 7-9 |
| April | |
| 2 Colgate | W, 15-5 |
| 4 Michigan | W, 8-5 |
| 6 South Carolina* | L, 3-10 |
| South Carolina* | L, 3-6 |
| 7 Clemson* | L, 2-3 |
| 8 Clemson* | L, 9-11 |
| 16 Maryland* | L, 5-6 |
| 19 NC State* | L, 2-13 |
| 20 Washington & Lee | W, 4-3 |
| 27 VMI | L, 5-6 |
| 29 North Carolina* | L, 2-7 |
| 30 Richmond | L, 4-9 |
| May | |
| 3 Wake Forest* | L, 2-7 |
| 4 Virginia Tech | L, 2-7 |
| 6 NC State* | L, 3-5 |
| 7 Duke* | L, 12-16 |
| 10 Virginia Tech | L, 7-9 |
| 14 Wake Forest* | L, 2-4 |
| 17 Washington & Lee | W, 7-4 |
| 19 Richmond | W, 4-0 |
| 23 VMI | W, 2-1 |

1956 (10-13)

COACH: Evan J. Male

| | |
|-----------------------|---------|
| CAPTAIN: Rives Bailey | |
| MANAGER: May Read | |
| March | |
| 27 Maryland* | W, 8-2 |
| 28 Vermont | L, 3-4 |
| 30 Clemson* | W, 7-3 |
| 31 Clemson* | W, 9-6 |
| April | |
| 2 South Carolina* | L, 7-11 |
| 3 South Carolina* | W, 8-3 |
| 5 Harvard | L, 3-6 |
| 9 Virginia Tech | W, 4-2 |
| 13 North Carolina* | L, 1-15 |
| 14 Duke* | L, 2-8 |
| 17 Washington & Lee | W, 8-1 |
| 20 NC State* | L, 2-6 |
| 21 Wake Forest* | W, 8-4 |
| 26 Maryland* | W, 8-6 |
| 28 Richmond | L, 0-8 |
| May | |
| 1 Wake Forest* | L, 2-5 |
| 5 VMI | L, 5-8 |
| 8 Duke* | L, 0-10 |
| 10 Virginia Tech | L, 4-19 |
| 12 Washington & Lee | W, 16-6 |
| 16 VMI | W, 4-2 |
| 17 NC State* | L, 8-27 |

YEAR-BY-YEAR RESULTS

19 Richmond L, 2-6

1957 (11-13)

COACH: Evan J. Male

CAPTAIN: Robert Hardy

MANAGER: Tom McKee

March
26 William & Mary L, 6-7
29 Clemson* W, 6-2
30 South Carolina* L, 6-7

April
2 VMI W, 2-0
5 Harvard Rain
9 North Carolina* L, 1-6
10 North Carolina* L, 4-5
12 Michigan L, 7-11
13 Maryland* L, 0-6
16 Colgate W, 12-6
18 NC State* L, 3-4
19 Wake Forest* W, 5-4
20 Duke* L, 1-2
22 Virginia Tech L, 3-7
26 Maryland* W, 12-3
27 VMI W, 10-4
29 NC State* W, 19-6
30 Wake Forest* L, 0-7

May
2 Duke* L, 1-8
8 Washington & Lee L, 2-5
10 South Carolina* W, 5-0
11 Clemson* W, 8-3
13 Washington & Lee W, 11-4
15 Richmond L, 2-3
17 Virginia Tech W, 5-1

1958 (5-15)

COACH: Evan J. Male

CAPTAIN: Winthrop Hall

MANAGER: Norman K. Moon

April
1 Harvard L, 2-5
4 Clemson* L, 1-10
7 NC State* L, 5-8
8 Duke* L, 4-5
14 Clemson* L, 4-10
15 South Carolina* W, 3-0 (7)
16 South Carolina* W, 7-3 (7)
19 VMI L, 5-13
21 NC State* W, 3-2
26 Richmond L, 0-17
30 Maryland* W, 7-2

May
3 North Carolina* L, 1-7
8 Virginia Tech W, 6-5
10 North Carolina* L, 7-15
12 Wake Forest* L, 2-13 (7)
13 Wake Forest* L, 1-6 (7)
14 William & Mary L, 9-10
15 Washington & Lee L, 5-11
17 Maryland* L, 5-9
19 Richmond L, 0-8

1959 (10-9)

COACH: Evan J. Male

CAPTAIN: Reece Whitley

MANAGER: Peter Gilbert

March
23 Ohio Wesleyan W, 13-2
27 Clemson* L, 1-13
28 South Carolina* L, 1-6

April
3 Pittsburgh W, 7-4
7 William & Mary W, 4-3
14 South Carolina* W, 1-0
15 Clemson* W, 4-3
18 Maryland* L, 6-7 (10)
24 Duke* W, 8-3
25 NC State* W, 4-3 (7)
NC State* W, 11-4 (7)

May
1 Wake Forest* L, 2-5
2 North Carolina* L, 3-15
5 Virginia Tech L, 3-9
7 Maryland* W, 7-6 (10)
8 North Carolina* L, 2-5
9 Wake Forest* L, 3-5
14 Washington & Lee W, 5-0
16 Duke* L, 6-14

1960 (3-15-2)

COACH: Thomas E. Davenport

CAPTAIN: William Power

MANAGER: Edward A. Smith

April
2 Yale L, 4-11
6 Harvard T, 2-2 (11)
8 Clemson* L, 5-15
9 South Carolina* L, 3-12
13 VMI L, 6-19
14 Wake Forest* L, 6-10
15 Duke* T, 7-7
18 South Carolina* W, 8-5
19 Clemson* L, 2-6
23 NC State* L, 4-15
25 North Carolina* L, 0-13
30 Maryland* W, 12-11 (10)

May
2 NC State* L, 6-13
3 North Carolina* L, 8-11
7 Richmond L, 4-7
9 Wake Forest* L, 1-5 (10)
10 Duke* L, 1-5 (8)
Duke* L, 0-6 (7)
16 Maryland* W, 13-12
18 Virginia Tech L, 7-9

1961 (7-11)

COACH: Thomas E. Davenport

CAPTAIN: William Timberlake

MANAGER: G. S. Fitzhugh, Jr.

March
26 Rhode Island W, 5-3

April
1 Clemson* L, 9-23
4 Colgate L, 5-7
7 VMI W, 8-3
10 Maryland* L, 0-2
12 Virginia Tech W, 17-10
14 Wake Forest* L, 6-12
15 Duke* L, 2-9
21 South Carolina* W, 5-2
22 Clemson* L, 6-10
29 Wake Forest* L, 0-8

May
2 Maryland* W, 5-2
5 NC State* L, 3-10
6 North Carolina* W, 4-2
North Carolina* W, 7-2
12 NC State* L, 2-4
19 Richmond L, 3-7
Duke* L, 1-5

1962 (11-12)

COACH: James O. West

CAPTAIN: George Farson

MANAGER: unknown

March
29 Yale L, 7-9 (11)
30 Rutgers L, 2-10

April
2 Maine L, 0-5
3 Harvard L, 2-4
16 Clemson* L, 2-11 (7)
Clemson* W, 7-5
18 Virginia Tech L, 0-9
20 NC State* L, 9-10
21 North Carolina* W, 2-1
23 Pittsburgh W, 4-2
27 Wake Forest* W, 3-0
28 Duke* L, 2-9

May
1 William & Mary W, 7-3
2 VMI L, 1-7
4 NC State* L, 6-14
5 North Carolina* W, 11-5
8 Maryland* W, 3-1 (8)
10 Duke* W, 11-9
11 Wake Forest* W, 3-2 (10)
16 Maryland* W, 2-0
19 South Carolina* W, 13-0 (7)
19 South Carolina* L, 4-8
22 Wake Forest** L, 0-7

1963 (9-13)

COACH: James O. West

CAPTAIN: Scott Carter

March
28 Michigan State L, 5-9
29 Yale W, 12-7

April
2 Harvard L, 0-8
3 Harvard L, 4-5
5 Delaware W, 5-3
9 Connecticut L, 1-10
12 Clemson* W, 5-4
13 Clemson* L, 4-9
15 South Carolina* W, 9-6
16 South Carolina* W, 11-1
19 Wake Forest* L, 6-11

1964 (9-10)

COACH: James O. West

CAPTAIN: Jules Lambiotte

MANAGER: Donald R. Grimes

March
23 Michigan State L, 3-4
24 Bucknell W, 10-2
27 Clemson* L, 1-9
28 Clemson* L, 9-11
30 South Carolina* W, 10-7
31 South Carolina* W, 4-2

April
3 Yale W, 6-1
10 Rhode Island W, 10-3
14 William & Mary W, 2-0 (6)
17 Wake Forest* L, 1-4
18 Duke* W, 5-0
24 NC State* W, 2-1
25 North Carolina* L, 0-1

May
1 NC State* L, 3-5
2 North Carolina* L, 4-9
6 Richmond L, 1-2
8 Duke* W, 2-1
9 Wake Forest* L, 0-5
14 Maryland* L, 4-8

1965 (10-13 or 11-12)

COACH: James O. West

CAPTAIN: George Farson

March
29 Old Dominion L, 1-9
31 Colgate L, 3-5

April
1 Yale L, 1-5
2 Yale W, 3-1
7 Harvard NA
Harvard W, 2-1
9 Duke* W, 3-1
10 Wake Forest* L, 2-6
16 South Carolina* L, 0-3
17 South Carolina* W, 4-3
19 Clemson* L, 2-5
20 Clemson* W, 1-0
24 Georgetown W, 4-3
29 VMI L, 2-3
30 Duke* W, 8-3

May
1 Wake Forest* W, 7-1
5 Richmond W, 5 or 4-3
8 North Carolina* W, 5-2
11 Maryland* L, 0-5
Maryland* L, 1-3
13 NC State* L, 3-6
14 NC State* L, 4-10
15 North Carolina* L, 2-3

1966 (6-19)

COACH: James O. West

MANAGER: Chris Sheap

March
21 Davidson L, 1-7
22 Davidson L, 4-7
23 Wofford L, 3-13
24 Furman W, 12-11
25 South Carolina* L, 5-6
26 South Carolina* L, 2-11
31 Virginia Tech L, 1-7

April
1 Yale W, 2-1
4 Marietta L, 1-4
7 Old Dominion L, 3-6
11 Clemson* L, 4-8
12 Clemson* L, 3-18
15 Wake Forest* W, 7-2
16 Duke* L, 1-3 (11)
20 Pittsburgh L, 1-7
22 NC State* W, 4-0
23 North Carolina* L, 2-3
25 Georgetown Rain
26 Maryland* L, 1-11
29 Duke* L, 0-4
30 Wake Forest* L, 0-10

May
3 Richmond L, 5-7

20 Duke* L, 5-7
23 Maryland* L, 5-7
26 NC State* W, 15-7
27 North Carolina* W, 5-2
30 VMI W, 12-1

3 NC State* W, 9-8 (10)
4 North Carolina* L, 4-12
7 William & Mary L, 5-6
10 Wake Forest* L, 4-5
11 Duke* L, 6-8
18 Richmond L, 4-8

1967 (13-9)

COACH: James O. West

CAPTAIN: Ronnie Bugnar

March
21 Davidson W, 8-3
23 East Carolina W, 13-0
24 East Carolina W, 3-1 (11)
27 Rochester W, 7-6
28 Rochester W, 8-7

April
1 Old Dominion L, 4-5
5 Ashland W, 4-0
7 Wake Forest* L, 5-7
8 Duke* W, 6-4
12 VMI W, 2-0
14 North Carolina* L, 1-7
15 NC State* W, 4-3
18 Maryland* L, 3-7
21 Duke* W, 10-3
22 Wake Forest* W, 1-0
26 Virginia Tech Rain
28 Richmond L, 0-1

May
1 South Carolina* L, 1-8
2 South Carolina* L, 0-3
5 North Carolina* L, 1-2 (10)
NC State* L, 3-5
9 Maryland* Rain
10 Clemson* W, 7-2
11 Clemson* W, 2-0

1968 (9-21)

COACH: James O. West

CAPTAIN: Yates Hall

March
25 East Carolina L, 4-7
26 East Carolina L, 2-5
East Carolina L, 4-11
27 Campbell L, 1-4
28 Pembroke L, 3-8
29 Clemson* L, 4-6
30 South Carolina* W, 3-2
South Carolina* W, 2-1

April
1 Ashland L, 2-8
2 Ashland W, 3-2
3 Brown W, 8-7
5 NC State* Rain
6 North Carolina* L, 2-3
North Carolina* W, 4-1
10 Richmond W, 4-2
12 Duke* L, 1-6
Duke* L, 3-6
13 Wake Forest* L, 5-7
15 Old Dominion W, 2-1
18 Virginia Tech L, 0-20
23 Maryland* L, 1-12
24 VMI Rain
26 South Carolina* L, 1-5
30 William & Mary L, 4-7

May
3 Duke* W, 6-2
4 Wake Forest* L, 0-15
Wake Forest* W, 6-0
7 Maryland* L, 1-4
Maryland* L, 0-4
10 North Carolina* L, 0-6
11 NC State* L, 1-4
NC State* L, 1-6
12 Clemson* Rain
Clemson* Rain

1969 (19-14)

COACH: James O. West

MANAGER: Chris Sheap

March
22 at East Carolina W, 3-1
23 at East Carolina L, 5-8
25 at Davidson W, 4-2
27 at William & Mary W, 5-0
28 at Old Dominion L, 2-5
29 at G. Washington W, 16-14

April
3 Maine W, 5-4
4 Maine L, 5-9
7 VMI W, 6-1
8 Ashland W, 9-8
9 Ashland W, 11-9
11 at Clemson* L, 5-12
at Clemson* L, 3-9
12 at South Carolina* W, 4-3
17 at Duke* W, 8-1
at Duke* L, 0-1
23 at Richmond W, 9-3

1970 (18-14-1)

COACH: James O. West

MANAGER: G. S. Fitzhugh, Jr.

March
24 Bucknell W, 11-2
28 at Belmont Abbey L, 10-11
29 at Belmont Abbey L, 2-6
30 at Pembroke L, 0-3 (7)
31 at Pembroke T, 3-3 (7)

April
3 Delaware W, 6-2
4 Ashland W, 5-3
7 Washington & Lee W, 13-4
10 at Duke* L, 5-8
11 at Wake Forest* L, 4-5 (7)
at Wake Forest* W, 6-3 (7)
12 William & Mary W, 4-0
18 South Carolina* W, 2-1
19 Clemson* L, 3-5 (7)
Clemson* W, 3-1 (7)
22 at VMI W, 5-1
24 at NC State* L, 5-6
25 at North Carolina* L, 0-4 (7)
at North Carolina* W, 6-1 (7)
29 Richmond W, 5-4

May
1 Wake Forest* W, 13-4
2 Duke* W, 6-1 (7)
Duke* W, 5-1 (7)
3 Maryland* L, 3-5 (8)
Maryland* L, 4-7 (7)
G. Washington Rain
8 at Clemson* L, 2-6
9 at South Carolina* W, 3-1 (7)
at South Carolina* L, 0-4 (7)
13 Old Dominion W, 6-3
15 NC State* W, 8-4 (7)
NC State* W, 11-1 (7)
19 at Virginia Tech L, 8-9
20 Maryland* L, 0-3

1971 (20-9)

COACH: James O. West

MANAGER: G. S. Fitzhugh, Jr.

March
23 Oneonta (N.Y.) W, 7-3
24 Massachusetts W, 7-4
27 at East Carolina W, 9-5
28 at East Carolina W, 1-0
30 at Davidson W, 7-3
31 Maine W, 5-4

April
2 at Old Dominion W, 9-6
3 at William & Mary L, 3-4
4 Ashland W, 10-4
5 Syracuse W, 12-1
9 at Duke* W, 3-0
10 at Wake Forest* W, 4-3
16 at Richmond W, 28-2
17 Pembroke W, 3-2
18 NC State* L, 0-3
22 at Washington & Lee W, 15-6
24 at North Carolina* L, 5-12
25 at NC State* W, 3-1
26 VMI W, 9-2
29 Virginia Tech L, 4-5
24 North Carolina* W, 5-4

May
1 Wake Forest* W, 11-2
2 Duke* W, 3-0
4 Maryland* L, 0-1
6 at Clemson* W, 16-5
7 at Clemson* L, 2-7
8 at South Carolina* L, 2-3
9 at South Carolina* L, 7-8
13 at Maryland* L, 1-6

1972 (18-15)

NCAA DISTRICT III PLAYOFFS

COACH: James O. West

26 NC State* L, 3-11
29 Maryland* W, 2-1

YEAR-BY-YEAR RESULTS

March
 25 at East Carolina L, 11-13
 26 at East Carolina W, 6-2
 28 Indiana State (Pa.) L, 8-9
 29 Yale W, 2-1
 30 Yale W, 3-1
 31 Syracuse W, 2-0

April
 2 at Jacksonville L, 10-13
 3 at Florida L, 0-2
 4 at Florida State L, 6-8
 5 at Florida State L, 7-14
 6 at Erskine L, 9-10
 8 at NC State* W, 3-1
 at NC State* L, 1-5
 9 at North Carolina* L, 1-8
 10 Oneonta W, 8-2
 15 Duke* L, 2-4
 16 Wake Forest* W, 6-1
 19 Maryland* L, 1-2
 Maryland* W, 4-1
 25 at VMI W, 9-4
 27 William & Mary L, 5-17
 29 at Wake Forest* W, 8-7
 at Wake Forest* W, 2-0
 30 at Duke* W, 4-3

May
 5 Old Dominion L, 4-6
 6 Clemson* W, 4-3
 Clemson* W, 5-2
 7 Clemson* W, 5-2
 10 Virginia Tech W, 4-2

June
 1 Richmond+ (6) W, 18-2
 2 Mississippi+ (6) W, 9-3
 South Alabama+ (6) L, 1-6
 Mississippi+ (6) L, 0-9

1973 (16-12-2)

COACH: James O. West

March
 10 at East Carolina L, 2-5
 11 at East Carolina W, 7-5
 17 at Pembroke State L, 3-5
 18 at Pembroke State L, 3-7
 24 North Carolina* L, 5-6
 25 NC State* T, 1-1
 29 Maryland* W, 4-3

April
 2 at Georgia Tech W, 6-4
 3 at Georgia Tech T, 11-11
 5 at Davidson W, 12-4
 6 at Clemson* W, 6-4
 7 at NC State* W, 5-1
 at NC State* L, 3-6
 8 at North Carolina* L, 2-6
 10 Maryland* W, 14-2
 13 Wake Forest* W, 11-0
 Wake Forest* L, 1-3
 14 Duke* W, 8-0
 Duke* W, 6-3
 15 Clemson* L, 3-11
 17 Oneonta (N.Y.) W, 10-0

ACC First Round
 19 Maryland# W, 7-1
 NC State# W, 2-1

ACC Final Four
 20-22 Clemson# L, 1-3
 20-22 NC State# L, 3-9
 24 Richmond L, 2-5
 29 at William & Mary W, 9-1
 30 at Old Dominion W, 7-5

May
 1 VMI W, 11-1
 6 Virginia Tech L, 4-7

1974 (21-17)

COACH: James O. West

March
 2 at Jacksonville L, 10-12
 3 at Jacksonville W, 10-0
 4 at Georgia Tech W, 14-6
 5 at Georgia Tech L, 2-4
 6 at West Georgia W, 4-3
 7 at Georgia Tech L, 3-8
 8 at South Carolina L, 0-2
 at South Carolina L, 3-7
 9 at Pembroke State W, 4-1
 10 at Pembroke State W, 7-3
 17 Westfield State W, 15-1
 18 at East Carolina L, 0-3
 22 Richmond L, 0-7
 23 Lafayette W, 6-4
 24 Lafayette L, 4-5
 27 Mansfield State W, 4-1
 28 Old Dominion W, 7-3

31 at NC State* L, 5-7

April
 2 at Maryland* L, 1-5
 3 Maine L, 4-10
 7 Duke* W, 12-1
 11 at VMI W, 6-4 (12)
 12 Virginia Tech W, 8-6
 13 Wake Forest* W, 10-4
 Wake Forest* W, 7-4
 14 NC State* L, 3-8
 16 at Virginia Tech W, 3-2 (10)
 17 William & Mary W, 9-3
 19 at Clemson* L, 2-3 (16)
 at Clemson* W, 4-1
 20 at Duke* W, 2-1
 21 at North Carolina* L, 0-5
 at North Carolina* L, 5-6
 22 Maryland* W, 11-4
 25 Maryland# W, 6-0
 26 Clemson# W, 3-2
 27 NC State# L, 1-3
 28 Clemson# L, 6-9

1975 (14-12)

COACH: James O. West

March
 8 at Jacksonville W, 10-0
 9 at Jacksonville W, 5-2
 13 at South Carolina L, 0-6
 14 at South Carolina L, 4-5 (11)
 15 at Pembroke L, 2-4
 18 at William & Mary W, 3-1
 25 Rhode Island W, 20-6
 26 Oneonta State W, 12-2
 27 Rhode Island W, 5-1
 28 at Richmond L, 0-14
 29 Wake Forest* L, 3-4

April
 1 Maryland* L, 3-11
 2 at Virginia Tech W, 5-3
 4 at Clemson* L, 2-4
 5 at North Carolina* L, 1-5
 6 at Duke* W, 7-3
 7 at VMI W, 11-1
 9 Richmond W, 13-9
 12 at Wake Forest* W, 7-2
 13 at NC State* L, 0-2
 at NC State* L, 1-4
 17 Virginia Tech W, 10-1
 18 Clemson* L, 3-6
 19 Duke* W, 13-9
 20 North Carolina* W, 3-2
 North Carolina* L, 2-5

1976 (17-22)

COACH: James O. West

March
 6 at Georgia Tech W, 9-7
 7 at Georgia Tech L, 2-3
 at Western Kentucky L, 3-5
 8 at Mercer L, 1-2
 9 at Mercer L, 4-6
 10 at Mercer (Atlanta) L, 1-5
 12 at South Carolina L, 6-9 (11)
 13 at South Carolina L, 1-13
 14 at Atlantic Christian W, 7-5
 16 Liberty Baptist W, 16-6
 18 Lock Haven W, 5-3
 19 Lock Haven L, 8-17
 20 William & Mary W, 7-4
 21 Richmond W, 12-3
 23 Oneonta (NY) W, 4-3
 24 James Madison L, 8-9
 26 at Virginia Tech L, 6-10
 27 at Wake Forest* W, 1-0
 28 at NC State* W, 3-2
 29 Mansfield State W, 3-2
 30 Mansfield State L, 4-10

April
 2 Virginia Tech L, 2-3
 3 North Carolina* L, 0-19
 4 Duke* W, 4-3 (11)
 5 Duke* W, 6-3
 6 at Maryland* L, 1-2
 8 at VMI W, 8-6
 9 at James Madison W, 8-5
 10 Wake Forest* L, 4-9
 11 NC State* L, 3-8
 13 Maryland* L, 1-8
 14 Old Dominion W, 16-5
 16 at Clemson* L, 0-9
 17 at Clemson L, 0-9
 18 at North Carolina* L, 3-4
 22 North Carolina# W, 8-6

Maryland# L, 4-8
 Wake Forest# W, 8-2
 Maryland# L, 8-14

1977 (11-21-1)

COACH: James O. West

March
 12 at South Carolina L, 2-8
 13 at Pembroke W, 6-2
 14 at Furman W, 9-2
 15 at Furman L, 4-5
 16 at Erskine W, 5-1
 17 at Georgia L, 2-4
 18 at Lehigh L, 3-8
 at Georgia Southern L, 2-13
 19 at Georgia Southern L, 2-3
 20 Atlantic Christian Cancelled
 21 James Madison L, 4-9
 22 Oneonta (NY) W, 8-0
 23 Oneonta Cancelled
 24 Fairfield L, 5-9
 25 Fairfield L, 4-9
 26 Wake Forest* L, 2-3
 27 NC State* L, 0-6
 28 Mansfield State W, 10-0
 29 Virginia Tech L, 9-12
 30 at Liberty Baptist L, 2-3
 31 VMI W, 16-1

April
 1 at Richmond W, 5-4
 3 Duke* Cancelled
 4 Duke* Cancelled
 5 George Mason Cancelled
 6 at Maryland* T, 4-4
 7 Pembroke L, 2-4
 8 at Virginia Tech L, 7-9
 9 at Wake Forest* L, 0-10
 10 at NC State* L, 1-8
 11 Maryland* L, 0-3
 12 at William & Mary W, 2-1
 13 at Old Dominion W, 16-0
 14 Richmond W, 10-3
 15 North Carolina* W, 8-3
 North Carolina* L, 4-7
 16 Clemson* L, 3-8
 17 Clemson* L, 4-26
 20 Maryland # L, 1-4

1978 (18-14)

COACH: James O. West

March
 9 at Virginia Tech Cancelled
 11 at South Carolina W, 4-1
 12 at South Carolina L, 3-13
 13 at Erskine W, 9-2
 14 at Furman L, 3-6
 15 at Furman Cancelled
 16 at Clemson* L, 4-14
 17 at Clemson* L, 3-4
 18 at Pembroke State W, 5-4
 19 at Pembroke State W, 3-1
 21 Oneonta State W, 20-6
 22 Oneonta State W, 10-9
 23 Mansfield State W, 4-3
 24 Mansfield State W, 10-9
 29 Maryland* L, 7-8
 30 Richmond L, 3-4
 31 at VMI W, 6-1

April
 1 NC State* L, 4-17
 2 North Carolina* L, 11-12
 3 at Richmond L, 9-11
 4 George Mason W, 13-8
 5 Old Dominion W, 12-4
 6 Liberty Baptist W, 5-1
 7 Duke* W, 6-5
 8 at North Carolina* W, 8-4
 9 at Duke* L, 5-6
 11 Maryland* W, 28-5 (7)
 12 William & Mary W, 9-4
 13 James Madison L, 6-8
 14 at Virginia Tech W, 10-1
 15 at NC State* W, 5-2
 16 at Wake Forest* L, 3-4
 17 at Wake Forest* L, 7-9
 20 Wake Forest# L, 2-16

1979 (21-16)

COACH: James O. West

March
 10 at The Citadel W, 5-4
 11 at UNCW Cancelled
 12 at Francis Marion L, 3-4
 13 at Pembroke L, 2-6
 at Pembroke Cancelled
 15 at Wake Forest* W, 12-3
 16 at Coastal Carolina L, 3-4
 at Wake Forest (8) L, 2-12

17 at Purdue-Ft. Wayne W, 13-5
 18 at Pembroke L, 2-7
 19 at Pembroke L, 2-4
 20 Oneonta W, 13-2
 21 Oneonta W, 17-1
 22 Mansfield State W, 9-6
 23 Mansfield State W, 7-1
 24 Duke* Cancelled
 25 SE Massachusetts Cancelled
 26 James Madison W, 14-6
 29 Norfolk State W, 25-2
 30 at East Carolina W, 11-9
 31 at Duke* L, 8-9
 at Duke* W, 5-2

April
 1 at Wake Forest* L, 4-14
 3 George Mason Cancelled
 4 Maryland* Cancelled
 7 at North Carolina* L, 2-4
 8 at NC State* W, 6-4
 Richmond Cancelled
 12 at Virginia Tech W, 9-2
 William & Mary Cancelled
 14 Wake Forest* L, 5-8
 15 VCU W, 17-4
 16 at Virginia Tech L, 0-4
 18 Maryland* L, 2-3 (7)
 Maryland* L, 2-4 (7)
 19 Richmond W, 12-3 (7)
 Richmond W, 12-3 (7)
 at VCU L, 3-14
 21 NC State* W, 5-4
 22 North Carolina* W, 3-2
 23 William & Mary W, 4-2
 25 Clemson* L, 4-10
 26 Clemson* Cancelled
 29 at Old Dominion W, 6-4
 at Old Dominion W, 10-5
 VMI L, 1-2

1980 (20-14-1)

COACH: James O. West

March
 8 at Georgia Southern W, 8-3
 9 Yale W, 8-5
 10 East Tenn. State T, 1-1
 14 Maryland L, 4-5
 15 at UNC-Wilmington W, 1-0
 16 at East Carolina W, 11-9
 17 Longwood W, 10-8
 19 Richmond W, 9-3
 20 VCU L, 8-15
 22 North Carolina* L, 6-11
 23 NC State* W, 3-2
 24 at Old Dominion W, 7-5
 25 Howard L, 5-11
 26 Maryland* W, 7-3
 27 at James Madison W, 5-3
 28 at James Madison W, 4-2
 29 at Wake Forest* L, 5-7

April
 1 at Richmond L, 0-6
 2 at William & Mary W, 12-8
 at Apprentice School L, 2-10
 3 George Mason W, 2-1
 4 California State (Pa.) L, 19-23
 5 Wake Forest* W, 12-4
 6 Duke* W, 7-5
 7 Oneonta W, 6-4
 10 at VMI W, 7-0
 at VMI W, 5-2
 11 at Longwood L, 12-13
 12 at NC State* L, 1-6
 17 at Clemson* L, 1-3
 18 at Clemson* L, 5-6
 19 at Georgia Tech* W, 5-4
 20 at Georgia Tech* W, 10-8
 22 at NC State# L, 1-3
 28 Old Dominion L, 2-5

1981 (28-20)

COACH: Dennis Womack

March
 12 Westfield State W, 21-8
 13 Connecticut (9) W, 9-2
 14 Connecticut (9) L, 4-5
 15 at East Carolina W, 6-5
 at East Carolina L, 5-14
 16 at South Carolina L, 7-19
 17 at South Carolina L, 2-3
 19 at Campbell W, 7-6
 20 at Elon L, 4-13
 21 at Wake Forest* W, 10-8
 22 at Duke* L, 5-6
 23 Oswego W, 10-4
 24 Pittsburgh W, 11-4
 25 Norfolk State W, 15-10
 26 Lynchburg W, 11-9

27 at Richmond L, 2-3
 28 at North Carolina* W, 9-8
 29 at NC State* L, 3-12
 31 Vermont L, 14-19
 Vermont L, 2-12

April
 2 Richmond W, 12-9
 3 William & Mary W, 11-4
 4 NC State* W, 18-6
 6 Oneonta W, 15-4
 7 Oneonta W, 20-4
 8 Maryland* L, 8-11
 Maryland* W, 5-4
 10 VCU L, 6-7
 11 Duke^^ W, 9-5
 12 Wake Forest* W, 8-3
 15 VCU L, 7-10
 16 Georgia Tech* W, 11-1
 17 Georgia Tech* W, 10-8
 18 Clemson* L, 7-11
 19 Clemson* L, 5-11
 20 Longwood W, 11-5
 22 Duke (10)# L, 3-4
 23 Georgia Tech (10)# L, 2-5
 27 James Madison L, 1-3
 28 Virginia Tech W, 10-9
 29 at Liberty Baptist L, 6-9
 30 at James Madison L, 1-3

May
 2 Old Dominion W, 4-3
 Old Dominion W, 2-0
 3 at Virginia Tech L, 1-11
 4 VMI W, 13-3
 VMI W, 8-2
 5 Liberty Baptist L, 4-10
 ^ Forfeit

1982 (22-27)

COACH: Dennis Womack

March
 12 at Longwood W, 8-4
 13 at UNC-Wesleyan L, 7-10
 14 at NC State* W, 12-8
 16 at North Carolina* L, 2-5
 17 at South Carolina L, 0-16
 18 at South Carolina L, 3-5
 at South Carolina L, 3-5
 22 Norfolk State W, 15-8
 23 Richmond W, 6-2
 24 George Mason W, 13-4
 25 Shippensburg L, 4-11
 26 Seton Hall L, 11-16
 27 Seton Hall L, 1-12 (7)
 Seton Hall L, 7-12 (7)
 28 Seton Hall W, 12-5
 29 William & Mary W, 12-4
 30 East Carolina L, 10-18
 31 Maryland* W, 11-7

April
 1 VCU W, 16-15
 2 at Richmond L, 9-14
 4 Wake Forest* W, 7-5 (7)
 5 Wake Forest* W, 15-14 (7)
 5 Oneonta State W, 5-4
 6 Oneonta State W, 20-1 (7)
 7 at Maryland* L, 12-15
 8 at Lynchburg L, 2-5
 9 at James Madison L, 5-13
 10 North Carolina* W, 9-8
 11 NC State* L, 5-12
 12 Towson State W, 19-6
 13 Liberty Baptist W, 26-5
 16 at Georgia Tech* L, 4-6 (7)
 at Georgia Tech* L, 2-12 (7)
 17 at Clemson* L, 1-9
 18 at Clemson* L, 6-17
 19 Longwood W, 13-11
 21 at Wake Forest# W, 10-4
 22 at North Carolina# W, 6-3
 23 at Clemson# W, 6-4
 24 at Wake Forest# L, 3-7
 25 at North Carolina# L, 2-3 (12)
 28 James Madison L, 3-14
 29 at VMI L, 1-8 (7)
 at VMI W, 4-1 (7)
 30 Virginia Tech L, 6-10

May
 1 Virginia Tech L, 4-13
 2 at Virginia Tech L, 2-9
 3 at VCU W, 17-1
 4 at Liberty Baptist L, 10-12

1983 (12-25)

COACH: Dennis Womack

March
 5 VCU W, 11-8 (7)
 VCU W, 5-4 (7)
 11 at UNC-Wesleyan L, 0-18

YEAR-BY-YEAR RESULTS

13 at UCF L, 6-7
 14 vs. Rollins (11) L, 4-9
 vs. Yale (11) L, 2-14
 16 vs. Stetson (11) L, 1-10
 17 vs. Michigan (11) L, 2-6
 18 vs. Rollins (11) L, 5-6
 19 vs. Michigan (11) L, 3-6
 20 vs. Yale (11) L, 7-13
 22 Georgia Tech* L, 8-19
 23 Georgia Tech* W, 15-2
 24 VMI W, 11-3
 25 Brown L, 6-10
 26 NC State* W, 4-2
 28 SUNY-Oneonta W, 9-5
 29 at James Madison L, 0-3 (7)
 at James Madison W, 11-6 (7)
 30 Maryland* L, 0-13

April
 1 at Wake Forest* L, 3-10
 4 at William & Mary W, 7-4
 12 at Maryland* W, 6-5
 13 at Richmond L, 6-7
 14 Clemson* L, 1-8
 16 at NC State* W, 8-7
 17 at North Carolina* L, 5-11 (7)
 at North Carolina* L, 0-8 (7)
 20 Clemson# (10) L, 5-12
 21 Georgia Tech# (10) W, 8-1
 22 Maryland# (10) W, 5-2
 24 North Carolina# (10) L, 4-5 (11)
 26 at Old Dominion L, 2-5
 26 at Old Dominion L, 0-5
 29 at Virginia Tech L, 10-11
 30 Virginia Tech L, 3-8

May
 1 at Virginia Tech L, 11-12

1984 (25-17) COACH: Dennis Womack

March
 4 George Mason W, 12-1
 7 Liberty Baptist W, 4-3
 9 at Georgia Tech* L, 2-7
 10 at Georgia Tech* W, 13-1
 11 at Newberry W, 13-6
 12 at Furman W, 4-3
 14 at Newberry W, 8-4
 15 at Clemson* L, 2-6
 16 at Clemson* L, 2-7
 17 at Wofford W, 3-1
 17 at Wofford W, 9-8
 20 Providence W, 10-4
 22 St. John's W, 9-1
 23 G. Washington W, 16-15
 24 at North Carolina* L, 4-10
 25 at NC State* L, 0-1
 26 Oneonta W, 7-0
 27 VCU W, 3-1
 30 Brown W, 9-8
 31 Duke* W, 5-3

April
 1 Wake Forest* L, 1-2
 3 at VMI W, 11-4
 6 at Richmond W, 3-2
 7 at Duke* W, 5-3
 8 at Wake Forest* W, 6-4
 9 Longwood L, 1-2
 10 William & Mary W, 12-9
 11 at Maryland* L, 3-4
 at Maryland* L, 1-2

12 Richmond W, 9-8
 14 North Carolina* L, 1-5
 15 NC State* L, 3-14
 16 Norfolk State W, 10-1
 18 NC State# (13) L, 0-10
 19 Clemson# (13) L, 6-7
 25 James Madison L, 3-5
 James Madison W, 11-1
 27 vs. Virginia Tech (19) L, 4-9
 28 vs. Virginia Tech (19) L, 3-5
 29 vs. Virginia Tech (19) L, 9-10
 30 vs. George Mason (7) W, 3-1

1985 (38-16) NCAA ATLANTIC REGIONAL COACH: Dennis Womack

February
 27 at William & Mary W, 12-3
 March
 1 Seton Hall W, 3-0
 2 Seton Hall L, 2-4 (7)
 Seton Hall W, 11-7 (5)
 5 at VCU W, 7-6
 6 at VMI W, 5-1
 9 at Columbus (Ga.) W, 12-3 (7)
 at Columbus (Ga.) W, 7-1 (7)
 10 at Huntington (Ala.) W, 10-8
 11 at Auburn W, 9-8
 12 at Auburn L, 5-8
 13 at Auburn L, 11-12
 14 at Furman W, 12-11 (10)
 16 North Carolina* W, 7-6
 17 NC State* W, 22-6
 18 Westfield State W, 9-7
 19 Coast Guard W, 18-4
 20 Providence W, 15-6
 21 Rider W, 7-3
 23 at NC State* L, 2-3
 24 at North Carolina* L, 5-6
 25 SUNY-Oneonta W, 8-1
 26 at Richmond W, 7-0
 27 VCU W, 9-7
 28 Clemson* W, 19-1
 30 Georgia Tech* L, 4-8
 31 Georgia Tech* W, 9-4

April
 1 Liberty Baptist L, 14-16
 2 Longwood W, 3-2
 3 Maryland* W, 17-4
 4 at George Mason L, 4-5 (10)
 6 at Duke* W, 19-8
 7 at Wake Forest* W, 10-3
 8 James Madison L, 9-18
 9 Old Dominion W, 5-4 (10)
 10 at Maryland* L, 7-8
 11 William & Mary W, 7-6
 12 Norfolk State W, 14-8
 13 Wake Forest* W, 4-3
 14 Duke* W, 8-2
 17 vs. Wake# (27) L, 4-9
 18 vs. NC State# (27) W, 7-0
 19 vs. N. Carolina# (27) W, 10-3
 20 vs. Clemson# (27) L, 8-10
 23 at Old Dominion L, 1-3
 25 at James Madison W, 9-6 (10)
 27 at Virginia Tech L, 13-14
 28 Virginia Tech W, 3-2
 29 at Liberty Baptist W, 5-3
 30 VMI W, 8-5

May

1 at George Mason W, 9-5
 24 vs. Florida+ (28) W, 14-1
 25 at Miami+ (28) L, 6-11
 26 vs. Florida+ (28) L, 2-15

1986 (27-22) COACH: Dennis Womack

February
 26 at William & Mary W, 9-7 (8)
 28 Seton Hall Snow
 March
 1 Seton Hall W, 13-2
 2 Seton Hall W, 5-3
 Seton Hall W, 3-2
 4 James Madison W, 3-2
 5 George Mason W, 4-1
 8 at Georgia Tech* L, 7-9
 9 at Georgia Tech* L, 4-18
 11 at Furman L, 1-7 (7)
 at Furman L, 4-5
 12 at Clemson* L, 4-15
 13 at Clemson* Rain
 15 Connecticut (9) W, 12-2 (7)
 Connecticut (9) W, 8-6 (7)
 16 at East Carolina L, 5-9
 18 Providence W, 13-5
 20 VCU W, 7-6
 21 North Carolina* L, 4-6
 22 Ohio University W, 10-9 (7)
 Ohio University W, 10-1 (7)
 23 Ohio University W, 6-3
 24 Liberty L, 5-9
 26 at Georgetown L, 6-7 (10)
 27 G. Washington L, 10-11
 29 at North Carolina* L, 14-15
 30 at NC State* L, 1-2

April
 1 Towson State W, 9-8
 2 Old Dominion L, 2-6
 4 William & Mary W, 5-4
 5 NC State* L, 1-2
 8 at James Madison L, 5-9
 9 at VMI W, 12-9
 11 at Richmond W, 16-6
 12 Duke* W, 11-8
 13 Wake Forest* L, 2-4
 14 at Virginia Tech W, 11-8
 15 Richmond Rain
 18 at VCU Rain
 19 at Duke* W, 5-2 (10)
 20 at Wake Forest* W, 15-12
 21 Virginia Tech L, 12-13 (12)
 22 VMI (12) W, 17-0 (7)
 23 at Maryland* W, 5-3
 24 at Old Dominion L, 2-11
 25 vs. George Mason (7) L, 8-10
 26 at West Chester L, 3-4
 27 at Rider W, 7-1
 28 Jacksonville W, 8-2
 29 at Liberty L, 2-3
 30 Maryland* W, 14-10

May
 14 vs. N. Carolina# (13) L, 4-5
 16 vs. N. Carolina# (13) L, 7-9

1987 (18-30) COACH: Dennis Womack

February
 28 at East Carolina Rain
 at East Carolina Rain

March
 1 at East Carolina Rain
 2 at Liberty L, 3-5
 3 at William & Mary L, 12-13 (8)
 4 VCU W, 6-1
 7 at UAB L, 6-21
 8 at UAB L, 8-9 (8)
 9 at UAB Rain
 10 at Auburn L, 2-4
 11 at Auburn L, 4-7
 12 at Georgia Tech* L, 2-18
 13 at Clemson* L, 4-6
 14 at Clemson8 L, 2-9
 15 at South Carolina L, 3-7
 17 Providence (8d) W, 14-9
 20 Kent State L, 3-7
 21 Kent State L, 5-21 (7)
 Kent State W, 14-4 (7)
 22 Kent State W, 11-6
 23 Georgetown L, 6-7
 24 VMI W, 8-0
 25 at James Madison L, 1-5 (8)
 26 William & Mary W, 9-8
 27 Rider Col. W, 24-2 (7d)
 28 Georgia Tech* W, 3-2
 29 Georgia Tech* W, 19-3
 31 at George Mason Rain

April
 1 Old Dominion W, 4-3
 2 at Richmond W, 10-2
 4 Wake Forest* W, 9-2
 6 James Madison Rain
 7 Richmond W, 8-4
 8 Maryland* W, 7-4
 11 at NC State* L, 3-21 (7)
 at NC State* L, 3-5 (7)
 12 at North Carolina* L, 6-10
 13 Clemson* L, 4-11
 14 Seton Hall L, 3-4 (12)
 15 at Maryland* L, 1-6
 17 NC State* Rain
 19 North Carolina* L, 1-4 (7)
 19 North Carolina* L, 1-9 (7)
 20 Liberty W, 8-6
 21 at Old Dominion L, 1-5
 22 Maryland* W, 10-7
 23 at VCU W, 13-6
 24 at Duke* Rain
 25 at Duke* Rain
 at Duke* Rain
 26 at Wake Forest* L, 4-5 (7)
 at Wake Forest* L, 1-6 (7)
 28 George Mason (7) W, 10-9

1988 (32-19-1) COACH: Dennis Womack

February
 27 at East Carolina L, 10-11 (7)
 at East Carolina W, 4-3 (7)
 28 G. Washington (9) L, 6-12 (7)
 at East Carolina W, 6-5 (7)

2 at William & Mary W, 12-4
 9 Radford Rain
 12 at Clemson* L, 6-9
 13 at Augusta W, 19-13
 14 at Augusta W, 14-7
 15 vs. Jville St. (16) W, 11-10
 16 at Auburn W, 13-8
 17 Auburn-Montgomery L, 4-5 (10)
 18 at Mercer Rain
 19 at Georgia Tech* L, 10-11 (10)
 20 at Georgia Tech* W, 12-9
 23 at George Mason L, 3-4
 24 at Richmond W, 14-13
 26 West Chester W, 8-2 (7)
 West Chester Rain
 27 Georgia Tech* L, 2-13
 28 West Chester W, 13-8
 30 James Madison W, 16-3
 31 West Chester W, 4-0 (7)
 West Chester W, 10-6 (7)

April
 2 Duke* W, 9-5 (7)
 Duke* W, 2-1 (8)
 3 Wake Forest W, 6-5
 4 Campbell W, 6-5
 5 at VMI W, 11-5
 7 George Mason Rain
 8 at Liberty Rain
 9 at North Carolina* L, 1-12 (7)
 at North Carolina* W, 13-5 (7)
 10 at NC State* L, 3-21
 12 Old Dominion T, 3-3 (10)
 13 at James Madison L, 10-13
 14 William & Mary W, 6-0
 15 North Carolina* L, 9-14
 16 NC State* L, 8-13
 17 NC State* W, 12-11
 18 at Old Dominion Rain
 19 Richmond W, 6-5
 20 Virginia Tech L, 8-11
 21 Liberty W, 11-2
 23 at Wake Forest* L, 12-15 (7)
 at Wake Forest* W, 8-2 (7)
 24 at Duke* W, 21-15
 26 VMI L, 3-5
 27 Virginia Tech (12) Rain
 29 Radford (7) W, 16-1
 30 at Maryland* W, 16-4 (7)
 at Maryland* W, 8-1 (7)

May
 1 Maryland* W, 12-1
 2 Clemson* L, 3-8
 3 Clemson* L, 0-6
 11 N. Carolina# (14) L, 1-13
 12 Duke# (14) W, 7-1
 13 NC State# (14) W, 6-1
 14 Georgia Tech# (14) L, 4-5

1989 (25-24-1) COACH: Dennis Womack

February
 28 Radford Rain
 March
 1 VCU L, 2-6
 4 at Jacksonville L, 3-4
 5 at Jacksonville L, 4-5
 6 vs. North Florida (17) L, 2-8
 7 vs. N. Florida (17) W, 12-4
 8 at Florida L, 6-13
 9 at Florida L, 0-18



1996 CAVALIERS - NCAA TOURNAMENT

YEAR-BY-YEAR RESULTS

10 at Georgia Tech* L, 0-18
 11 at Clemson* L, 4-10
 12 at Clemson* 2L, 2-8
 16 Radford W, 17-4
 17 Seton Hall L, 5-9
 18 Seton Hall T, 3-3 (7)
 Seton Hall Rain
 19 Hartford L, 7-17
 22 Lafayette W, 9-3
 23 Kent State Rain
 25 at Duke* W, 7-0
 at Duke* W, 4-3
 26 at Wake Forest* L, 5-17
 29 Old Dominion W, 9-8
 30 William & Mary W, 11-1
 31 NC State* W, 14-7

April
 1 North Carolina* L, 3-4 (10)
 2 North Carolina* L, 5-10
 3 at Liberty W, 10-7
 5 at James Madison W, 7-6 (10)
 6 Richmond W, 8-4
 8 at NC State* L, 4-9
 at NC State* Rain
 9 at North Carolina* L, 4-5 (14)
 11 at William & Mary W, 2-1 (10)
 12 East Carolina W, 3-2
 14 Clemson* L, 0-8
 16 Georgia Tech* L, 2-3
 Georgia Tech* L, 2-6
 17 at VMI W, 14-13 (10)
 VMI W, 14-8
 18 James Madison L, 6-7
 19 at Richmond W, 10-4
 20 at Va Tech (10) W, 10-9
 21 Liberty W, 15-3
 22 Wake Forest* W, 9-8
 Wake Forest* W, 6-5
 23 Duke* W, 7-4
 25 at Old Dominion W, 10-4
 26 vs. Va Tech (12) W, 6-2
 27 at George Mason L, 3-8
 29 Maryland* W, 6-5
 Maryland* Rain
 30 at Maryland* Wet grounds
 at Maryland* Wet grounds
 May
 1 George Mason Rain
 2 at VCU L, 2-6
 13 Georgia Tech# (14) L, 0-3
 14 Maryland# (14) W, 7-3
 15 NC State# (14) L, 8-11

1990 (21-32-1) COACH: Dennis Womack

February
 23 at William & Mary W, 6-3
 24 at East Carolina L, 3-5
 at East Carolina L, 1-2
 25 at East Carolina L, 3-8
 28 Liberty W, 17-5
 March
 1 at Old Dominion L, 5-7
 2 William & Mary T, 6-6
 4 Seton Hall W, 1-0
 Seton Hall L, 7-8
 5 Seton Hall L, 10-11
 6 VMI L, 4-5
 7 VCU W, 15-8
 9 at Georgia Tech* L, 6-17
 10 at Georgia Tech* L, 4-9
 11 at Georgia Tech* L, 6-13
 12 at Georgia L, 1-13
 13 at Georgia L, 2-8
 14 at Georgia L, 3-12
 15 at Georgia L, 6-11
 18 at Furman L, 1-4
 21 Old Dominion L, 6-8
 22 Richmond W, 5-2
 23 at NC State* L, 1-10
 24 at NC State* L, 6-7
 25 at NC State* W, 12-7
 27 James Madison W, 13-12
 28 Brown L, 4-6
 April
 1 at Duke* L, 4-7
 at Duke* W, 9-8
 4 at James Madison W, 16-14 (11)
 8 Wake Forest* W, 9-0
 Wake Forest* W, 12-9
 10 at George Mason L, 1-3
 11 Virginia Tech L, 1-8
 12 Campbell W, 11-7
 13 North Carolina* L, 7-10 (11)
 14 North Carolina* L, 7-13
 15 North Carolina* W, 6-5
 18 at Richmond W, 8-6
 19 Virginia Tech W, 14-13

20 Clemson* L, 6-12
 21 Clemson* L, 3-19
 22 Clemson* L, 0-8
 24 East Carolina W, 9-6
 25 at Virginia Tech W, 14-13
 26 George Mason W, 5-3
 27 at Maryland* W, 21-19 (10)
 28 at Maryland* W, 29-10
 30 at Liberty L, 0-4
 May
 1 Radford L, 9-11
 12 NC State# (14) W, 14-1
 13 Clemson# (14) L, 3-7
 14 Wake Forest# (14) W, 8-4
 15 N. Carolina# (14) L, 3-7

1991 (28-27-2) COACH: Dennis Womack

February
 25 Liberty T, 5-5 (7)
 26 Radford T, 5-5
 27 VCU W, 7-2
 March
 1 at VCU L, 0-5
 2 Seton Hall W, 3-1 (7)
 Seton Hall W, 4-2
 5 at Old Dominion L, 2-5
 7 VMI W, 16-5
 9 at Georgia W, 3-1
 10 at Georgia L, 4-5
 11 at Georgia L, 3-12
 12 at Georgia L, 5-13
 14 at Furman W, 2-1 (7)
 at Furman W, 5-3 (7)
 15 at Clemson* L, 2-5
 16 at Clemson* L, 1-15
 17 at Clemson* L, 8-12
 20 James Madison W, 4-2
 21 George Mason W, 14-7 (8)
 22 Notre Dame W, 12-6 (7)
 24 Notre Dame L, 0-12 (7)
 Notre Dame W, 5-2
 25 Georgia Tech* W, 6-5
 26 Georgia Tech* L, 1-11
 27 Georgia Tech* L, 0-13
 30 Duke* W, 5-4
 31 Duke* W, 5-4 (7)
 Duke* W, 10-7 (7)

April
 1 at William & Mary L, 7-8 (10)
 2 Campbell W, 8-2
 3 Virginia Tech L, 6-7
 6 at Wake Forest* L, 3-4 (7)
 at Wake Forest* W, 4-2 (10)
 7 at Wake Forest* W, 6-2
 9 Richmond L, 1-12
 10 Virginia Tech W, 5-2
 12 at North Carolina* L, 1-3
 13 at North Carolina* L, 4-6
 14 at North Carolina* W, 7-1
 16 at James Madison L, 1-4
 17 at Virginia Tech L, 5-11
 18 at Liberty L, 2-6
 19 NC State* W, 8-4
 20 NC State* W, 6-2
 21 NC State* L, 1-2
 22 Towson State L, 4-6
 23 at George Mason W, 4-1
 24 at Richmond W, 5-4 (10)
 26 Maryland* L, 3-5
 27 Maryland* W, 7-2
 28 Maryland* L, 4-5
 29 William and Mary W, 8-1
 30 Old Dominion L, 6-9
 May
 11 NC State# (14) W, 4-3
 13 Georgia Tech# (14) L, 3-9
 N. Carolina# (14) W, 5-1
 14 Clemson# (14) L, 4-7 (11)

1992 (21-30) COACH: Dennis Womack

February
 22 at VMI W, 14-5
 23 Marshall W, 7-5 (7)
 27 Richmond L, 3-6
 28 at William and Mary W, 8-7
 29 MD-Eastern Shore W, 11-2 (7)
 MD-Eastern Shore W, 16-6 (7)
 March
 1 MD-Eastern Shore W, 15-0 (8)
 2 at Liberty W, 13-5
 3 at George Mason W, 7-3
 4 at Old Dominion L, 0-3
 6 William and Mary L, 1-8 (6)
 7 Seton Hall W, 5-4
 8 Seton Hall L, 0-2 (7)

Seton Hall W, 5-4 (10)
 13 at Georgia Tech* L, 3-4 (7)
 at Georgia Tech* L, 4-10 (7)
 14 at Georgia Tech* L, 4-5 (10)
 15 at Davidson L, 2-5
 16 at UNC Greensboro W, 10-4
 17 at Campbell L, 1-4
 19 Liberty L, 5-6
 20 Clemson* L, 6-8
 21 Clemson* L, 3-5
 22 Clemson* L, 2-8
 24 Florida State* L, 3-4
 25 Florida State* L, 7-13
 27 at Duke* W, 4-2 (10)
 28 at Duke* L, 3-8
 29 at Duke* L, 1-3
 31 at Richmond W, 5-3

April
 3 Wake Forest* L, 7-14
 4 Wake Forest* L, 3-8
 5 Wake Forest* L, 2-6
 6 at VCU W, 5-4 (10)
 8 Virginia Tech W, 4-3
 10 North Carolina* L, 5-7
 11 North Carolina* L, 4-5
 12 North Carolina* W, 13-3
 13 VMI W, 12-1
 14 James Madison W, 6-3
 15 Virginia Tech L, 3-12
 17 at NC State* W, 5-1
 18 at NC State* L, 3-6
 19 at NC State* L, 1-2
 22 at Virginia Tech L, 4-6
 25 at Maryland* L, 6-8
 at Maryland* L, 1-11 (7)
 27 George Mason W, 5-2
 28 Old Dominion W, 4-1
 May
 9 Clemson# (14) L, 2-3 (10)
 10 Duke# (14) L, 9-12

1993 (21-30) COACH: Dennis Womack

February
 20 Marshall W, 4-2 (7)
 Marshall W, 8-1 (7)
 23 VMI W, 6-3
 24 VCU W, 8-4 (8)
 25 at VCU L, 4-8
 March
 2 at Richmond L, 2-8
 3 James Madison L, 1-2
 6 Seton Hall L, 11-12
 7 Seton Hall W, 9-1
 Seton Hall W, 7-6
 9 at William & Mary W, 13-8
 10 at Liberty W, 6-2
 12 at Clemson* L, 1-15
 16 at Florida State* L, 5-10
 17 at Florida State* L, 0-11
 18 at Florida State* L, 1-8
 20 at Georgia L, 2-3
 21 at Georgia L, 13-14
 25 George Mason W, 13-4
 26 Georgia Tech* L, 3-6 (10)
 28 Georgia Tech* W, 3-2 (7)
 Georgia Tech* L, 5-7 (7)
 30 Old Dominion L, 2-6 (7)
 Old Dominion L, 3-6 (7)
 31 Liberty W, 4-2

April
 2 at Wake Forest* W, 11-10
 3 at Wake Forest* W, 13-9 (13)
 4 Wake Forest* L, 6-7 (10)
 6 Richmond L, 3-9
 7 at Virginia Tech L, 1-6
 9 at North Carolina* L, 4-9
 10 at North Carolina* L, 1-4
 11 at North Carolina* L, 2-9
 14 Virginia Tech W, 6-2
 17 NC State* L, 2-4 (7)
 NC State* L, 2-8 (7)
 18 NC State* L, 3-8
 20 William and Mary L, 5-9
 23 Maryland* W, 10-5
 24 Maryland* L, 1-4
 25 Maryland* W, 11-5
 27 at James Madison L, 4-6
 29 Duke* W, 1-0
 30 Duke* L, 3-4
 May
 1 Duke* W, 5-1
 2 at Radford L, 11-16
 3 Radford W, 8-0
 4 Campbell W, 10-5
 15 NC State# (14) L, 5-7
 16 Wake Forest# (14) W, 8-7
 17 Florida State# (14) L, 2-11

1994 (20-34) COACH: Dennis Womack

CAPTAIN: Tim Coughlin, Chris Jones
 February
 19 at Marshall W, 5-4 (9)
 19 at Marshall W, 2-0 (7)
 20 at VCU L, 6-7
 25 Georgetown W, 14-0
 26 C.W. Post W, 10-5 (7)
 26 C.W. Post L, 6-9 (7)
 27 C.W. Post L, 3-5
 28 C.W. Post W, 6-2 (7)
 March
 8 at William & Mary W, 5-3
 11 at Georgia Tech* L, 1-4
 12 at Georgia Tech* L, 2-6
 13 at Georgia Tech* L, 6-7
 16 at James Madison W, 4-2
 17 Seton Hall L, 3-1 (7)
 17 Seton Hall L, 5-6 (7)
 18 Seton Hall L, 1-3
 22 Howard W, 9-0 (7)
 Howard W, 18-1 (7)
 23 at Old Dominion L, 8-12
 25 at NC State* L, 6-8
 26 at NC State* L, 2-3
 27 at NC State* L, 8-20
 29 Coppin State W, 21-3
 30 Campbell W, 14-4

April
 1 Clemson* L, 2-3
 2 Clemson* L, 6-11
 3 Clemson* L, 4-11
 5 at Richmond W, 6-4
 7 Richmond W, 9-5
 8 North Carolina* L, 1-2
 9 North Carolina* L, 1-2
 10 North Carolina* L, 6-8
 12 at George Mason W, 6-5
 14 at VMI L, 3-12
 15 Wake Forest* W, 5-2
 16 Wake Forest* L, 2-7
 17 Wake Forest (18)* L, 3-9
 19 Radford (19) W, 9-3
 20 Virginia Tech L, 3-5 (7)
 20 Virginia Tech L, 10-11 (7)
 22 at Duke* L, 1-6
 23 at Duke* L, 8-10
 24 at Duke* L, 12-13
 26 VCU W, 9-1
 27 James Madison W, 8-1
 28 Liberty L, 6-7 (10)
 29 at Maryland* L, 3-5
 30 at Maryland* L, 3-10
 May
 1 at Maryland* L, 5-6
 3 Liberty W, 4-1
 13 Florida State* W, 1-0
 14 Florida State* L, 6-8
 15 Florida State* L, 1-13
 17 Maryland# (14) L, 2-8

1995 (26-29) COACH: Dennis Womack

CAPTAINS: Marc Taglieri, Justin Counts
 MANAGER: Cheryl Battles
 February
 18 Marshall W, 5-0
 18 Marshall W, 8-3 (7)
 19 East Tenn. State L, 1-3
 20 East Tenn. State L, 4-5
 22 at VCU L, 2-4
 23 at Old Dominion L, 0-18
 25 UNC-Charlotte L, 2-12
 26 UNC-Charlotte L, 2-4
 28 VMI W, 5-1
 March
 1 James Madison W, 5-2
 2 Liberty L, 3-5
 4 Seton Hall L, 3-5
 4 Seton Hall W, 6-5 (7)
 5 Seton Hall W, 8-2
 7 Howard W, 10-2
 7 Howard W, 25-1 (7)
 9 Coppin State W, 19-1
 11 Tenn. Tech (20) W, 12-4
 13 at Florida State* L, 7-12
 14 at Florida State* W, 2-1
 17 at North Carolina* L, 0-5
 18 North Carolina* L, 11-12 (10)
 19 at North Carolina* L, 5-6
 22 VCU W, 9-3
 24 NC State* L, 5-7
 25 NC State* W, 10-8
 26 NC State* L, 4-8
 28 at Richmond L, 7-8

29 Old Dominion L, 2-13
 31 at Wake Forest* L, 4-9
 April
 1 at Wake Forest* L, 1-2
 2 at Wake Forest* L, 2-3
 4 Richmond W, 13-11
 7 at Clemson* L, 4-5
 8 at Clemson* L, 0-9
 9 at Clemson* L, 2-5
 11 William & Mary W, 7-4
 13 at VMI L, 4-6
 14 Maryland* W, 13-0
 15 Maryland* L, 5-13
 16 Maryland (21)* L, 6-10
 19 Virginia Tech W, 8-7
 21 Georgia Tech* W, 2-1
 22 Georgia Tech* L, 13-18
 23 Georgia Tech* W, 4-1
 26 at Virginia Tech W, 13-5
 27 Duke* W, 8-7
 28 Duke* W, 5-1
 29 Duke* W, 4-3

May
 1 at Liberty W, 13-1
 12 Radford W, 9-7
 13 George Mason W, 11-3
 13 George Mason L, 4-7 (7)
 17 Florida State# (14) L, 0-6
 18 Georgia Tech# (14) L, 2-3

1996 (44-21) COACH SOUTH I REGIONAL COACH: Dennis Womack

CAPTAIN: Justin Counts, Donnie Seward, Craig Zaikov
 February
 19 Old Dominion W, 3-2
 21 VCU W, 9-7
 23 at Arizona State L, 3-17
 24 at Arizona State W, 7-4
 25 at Arizona State L, 2-7
 28 Liberty W, 7-2
 March
 2 Seton Hall W, 8-0
 2 Seton Hall W, 4-0
 3 Seton Hall W, 21-6
 4 Norfolk State W, 17-4
 6 at Liberty L, 4-5
 9 at NC State* W, 12-1
 10 at NC State* L, 3-9
 10 at NC State* L, 0-1 (7)
 11 Fairfield (4) W, 3-1 (7)
 11 at NC A&T W, 6-0 (7)
 13 at UNC Charlotte W, 5-2 (7)
 13 at UNC Charlotte L, 5-11 (7)
 16 at Georgia Tech* L, 6-7
 16 at Georgia Tech* L, 4-5
 17 at Georgia Tech* L, 5-13
 21 Coppin State W, 12-3
 23 North Carolina* W, 15-0
 24 North Carolina* L, 4-5
 25 North Carolina* W, 9-7
 27 at James Madison W, 3-2
 29 Clemson* L, 1-8
 30 Clemson* W, 3-2
 31 Clemson* L, 3-9

April
 2 at Radford W, 6-1
 3 at George Mason W, 10-1
 5 at Duke* W, 3-2
 6 at Duke* L, 3-5
 7 at Duke* L, 0-3 (7)
 9 James Madison W, 5-3 (10)
 10 Howard W, 12-3
 12 at Maryland* W, 12-6
 13 at Maryland* W, 6-1
 14 at Maryland* L, 3-12
 16 at Richmond W, 8-7
 17 Virginia Tech (22) W, 2-1 (10)
 19 Wake Forest* W, 6-0
 20 Wake Forest* W, 8-4
 21 Wake Forest* W, 2-1
 22 VMI W, 9-4
 23 Richmond L, 9-13
 25 Virginia Tech W, 8-1
 27 East Carolina W, 7-4
 28 East Carolina W, 6-5
 29 at VCU W, 5-3
 30 at G. Washington W, 3-0
 May
 10 Florida State* L, 0-6
 11 Florida State* W, 9-7
 12 Florida State* L, 3-6
 15 NC State# (13) W, 5-1
 16 Florida State# (13) W, 3-2
 17 Clemson# (13) W, 4-2
 18 Georgia Tech# (13) W, 8-4
 18 Florida State# (13) L, 2-8

YEAR-BY-YEAR RESULTS

19 Florida State# (13) W, 12-1
 23 Notre Dame+ (23) L, 1-12
 24 Princeton+ (23) W, 12-2
 25 Notre Dame+ (23) W, 7-1
 25 Stetson+ (23) W, 5-4
 26 at Alabama+ (23) L, 8-18

1997 (32-22)

COACH: Dennis Womack

February
 16 vs. Penn State W, 12-4
 16 at UNCW W, 11-3
 17 at UNCW W, 15-8
 18 at William & Mary W, 11-2
 22 Seton Hall W, 11-10 (11)
 22 Seton Hall W, 5-4 (7)
 23 Seton Hall L, 6-13
 26 Radford W, 9-4
 27 Norfolk State W, 8-3

March
 1 at East Carolina L, 10-13
 1 at East Carolina W, 6-5 (7)
 2 at East Carolina W, 15-2
 4 Liberty W, 8-5
 5 Howard W, 8-5
 7 at Florida State* L, 2-8
 8 at Florida State* W, 6-4
 9 at Florida State* L, 2-20
 10 at Mercer L, 3-5
 11 at Mercer W, 9-4
 12 at Georgia College W, 5-3
 14 at Clemson* L, 2-3
 15 at Clemson* L, 1-6
 16 at Clemson* L, 3-7
 20 Coppin State W, 15-1
 21 NC State* W, 6-1
 22 NC State* L, 3-0
 23 NC State* W, 5-4
 25 at VMI W, 13-3
 26 William & Mary W, 14-4
 27 at Old Dominion L, 5-9

April
 1 George Mason W, 11-8
 2 at JMU W, 12-8
 4 at Wake Forest* L, 4-8
 5 at Wake Forest* L, 3-11
 6 at Wake Forest* W, 7-6
 8 Richmond L, 3-8
 9 at Virginia Tech W, 14-11
 11 Georgia Tech* L, 2-8
 13 Georgia Tech* L, 2-4 (7)
 13 Georgia Tech* W, 10-8 (7)
 15 at Richmond L, 4-9
 16 James Madison L, 9-11 (12)
 18 at North Carolina* L, 4-6
 19 at North Carolina* W, 13-2
 20 at North Carolina* L, 9-11 (12)
 22 VCU W, 11-7
 25 Duke* L, 1-4
 26 Duke* W, 3-0
 29 at VCU W, 5-2

May
 10 Maryland* W, 11-1
 10 Maryland* W, 5-4 (8)
 11 Maryland* W, 15-6
 14 vs. NC State# (25) L, 2-4
 15 vs. Duke# (25) L, 3-16

1998 (28-26-1)

COACH: Dennis Womack

February
 13 vs. Rice W, 3-2
 14 vs. S. Alabama L, 5-8
 15 vs. Oklahoma State W, 4-2
 21 Penn State W, 5-2
 21 Penn State W, 9-2
 22 Penn State W, 8-4
 25 VMI W, 13-7
 28 Seton Hall W, 5-4
 28 Seton Hall W, 9-2

March
 1 Seton Hall W, 10-5
 4 William & Mary W, 18-4
 6 at Georgia Tech L, 3-5
 7 at Georgia Tech* L, 4-27
 10 at Liberty W, 11-8
 11 Liberty W, 8-4
 13 at Duke* L, 4-7
 14 at Duke* L, 10-13
 15 at Duke* L, 6-9
 17 Coppin State W, 14-0 (7)
 21 at NC State* L, 2-14
 22 at NC State* L, 5-6
 22 at NC State* W, 9-7 (7)
 24 at James Madison W, 11-3
 25 Old Dominion L, 6-7
 27 North Carolina* L, 5-6
 28 North Carolina* W, 18-5

29 North Carolina* W, 12-7
 31 VCU L, 3-6

April
 2 at Richmond T, 11-11
 3 Clemson* L, 7-9
 4 Clemson* W, 7-6
 5 Clemson* L, 6-15
 7 at George Mason L, 8-9
 8 Virginia Tech W, 4-3
 10 at Maryland* L, 4-7
 11 at Maryland* L, 3-10
 12 at Maryland* W, 9-1
 14 Richmond W, 9-7
 15 at Virginia Tech L, 5-10
 16 at William & Mary W, 5-1
 18 St. John's L, 3-6
 18 St. John's W, 4-1 (7)
 20 at Radford W, 14-3
 21 James Madison W, 8-7
 22 at Virginia Tech W, 3-2
 24 Wake Forest* L, 2-3
 25 Wake Forest* L, 4-13
 26 Wake Forest* L, 7-13
 28 at VCU W, 11-7

May
 9 Florida State* L, 4-5
 9 Florida State* L, 2-11
 10 Florida State* L, 6-9
 12 vs. Maryland# (13) W, 9-4 (10)
 13 vs. Florida St# (13) L, 1-4
 14 vs. NC State# (13) L, 1-4

1999 (21-35)

COACH: Dennis Womack

January
 29 vs. Jacksonville L, 2-13
 30 vs. Auburn L, 2-11
 31 vs. Oklahoma W, 12-4

February
 12 at The Citadel W, 5-1
 13 vs. East Carolina L, 0-12
 14 vs. VCU L, 2-7
 20 Penn State W, 6-3
 20 Penn State W, 4-3 (7)
 21 Penn State L, 2-4
 24 at Old Dominion L, 0-1
 27 Seton Hall L, 0-8
 27 Seton Hall L, 2-10

March
 2 William & Mary L, 5-8
 4 Radford W, 5-2
 6 Rhode Island W, 10-3 (7)
 6 Rhode Island W, 13-5
 7 Rhode Island W, 7-0
 12 at Florida State* L, 3-10
 13 at Florida State* L, 1-2
 14 at Florida State* L, 3-11
 16 at UNC Greensboro L, 4-8
 17 at UNC Greensboro L, 8-11
 19 Duke* W, 15-5
 20 Duke* W, 15-3
 23 at Liberty L, 4-5
 24 George Mason L, 3-6
 26 NC State* L, 1-2
 27 NC State* L, 3-8
 28 NC State* W, 9-6
 31 Richmond W, 6-5

April
 2 Georgia Tech* W, 7-6 (14)
 3 Georgia Tech* L, 6-7
 4 Georgia Tech* W, 6-5
 6 at Richmond L, 3-8
 7 VCU W, 14-1 (7)
 9 at Wake Forest* L, 2-11
 10 at Wake Forest* L, 8-14
 11 at Wake Forest* L, 4-5
 14 at Virginia Tech L, 9-13
 16 at North Carolina* L, 9-10
 17 at North Carolina* L, 2-3
 18 at North Carolina* L, 5-6
 20 at VCU L, 2-4
 21 Virginia Tech L, 7-11
 23 Maryland* W, 9-5
 24 Maryland* W, 15-3
 25 Maryland* L, 1-5
 27 Liberty W, 11-6

2000 (26-31-1)

COACH: Dennis Womack

May
 1 at Clemson* W, 9-3
 1 at Clemson* L, 4-5 (11)
 2 at Clemson* L, 5-12
 4 at George Mason L, 9-15
 15 at James Madison W, 13-2
 16 James Madison W, 5-4
 19 vs. Wake# (13) L, 3-4
 20 vs. NC State# (13) L, 6-9

February
 12 at Louisiana State L, 0-8
 12 at Louisiana State L, 2-13
 13 at Louisiana State L, 4-13
 16 Old Dominion T, 14-14 (8)
 22 George Mason L, 4-6
 23 at Liberty L, 5-6
 25 Liberty L, 6-9 (8)
 26 Bucknell W, 6-1 (7)
 26 Bucknell W, 5-4 (7)
 27 Bucknell W, 13-2
 29 at William & Mary L, 3-9

March
 2 at George Mason W, 4-3
 4 Seton Hall W, 4-1 (7)
 4 Seton Hall L, 4-8
 5 Seton Hall W, 7-4
 6 at VCU W, 8-7
 8 at James Madison L, 6-14
 11 Eastern Michigan W, 7-6
 11 Eastern Michigan L, 4-6 (7)
 12 Eastern Michigan W, 12-4
 14 Princeton W, 11-5
 15 Princeton W, 5-2
 17 at NC State* L, 13-16
 18 at NC State* L, 2-4
 19 at NC State* W, 3-1
 24 Wake Forest* L, 0-4
 25 Wake Forest* W, 10-9
 26 Wake Forest* L, 5-13
 28 at Richmond W, 11-2
 29 Virginia Tech L, 3-7

April
 1 Florida State* L, 6-9
 2 Florida State* W, 2-1
 2 Florida State* L, 4-10
 4 Richmond W, 11-2
 7 at Duke* W, 10-4
 8 at Duke* W, 12-3
 9 at Duke* L, 1-10
 14 at Georgia Tech* L, 4-8
 15 at Georgia Tech* L, 1-5
 16 at Georgia Tech* L, 6-12
 19 at Virginia Tech L, 6-7 (10)
 21 North Carolina* W, 6-5
 22 North Carolina* L, 4-5
 23 North Carolina* W, 10-6
 24 James Madison L, 1-3
 26 UNC Greensboro W, 1-0 (7)
 26 UNC Greensboro L, 5-15 (7)
 28 at Maryland* L, 2-4
 29 at Maryland* W, 13-10
 30 at Maryland* W, 9-4

May
 2 vs. Va Tech (22) W, 5-4
 13 Clemson* L, 7-9
 13 Clemson* W, 11-0
 14 Clemson* L, 9-20
 17 vs. Clemson# (24) L, 5-9
 18 vs. NC State# (24) W, 9-5 (10)
 19 vs. Wake# (24) W, 8-3
 20 vs. Clemson# (24) L, 5-12

2001 (25-31)

COACH: Dennis Womack

February
 17 Naval Academy W, 9-1
 17 Naval Academy W, 10-3
 18 Naval Academy W, 6-2
 24 Penn State W, 15-4
 24 Penn State W, 6-5 (9)
 25 Penn State L, 6-7 (10)
 27 William & Mary L, 5-10
 28 at VCU L, 6-7 (11)

March
 1 at Liberty W, 13-10
 3 Seton Hall L, 4-9
 3 Seton Hall W, 2-1
 10 at Florida State* L, 2-9
 10 at Florida State* L, 1-16
 11 at Florida State* L, 1-2
 12 at High Point W, 18-7
 13 at UNC Greensboro W, 6-3
 14 at UNC Greensboro W, 12-2
 16 Duke* W, 4-3
 17 Duke* L, 11-12
 18 Duke* W, 14-5
 19 George Mason W, 13-9
 20 VCU L, 2-8
 23 NC State* W, 8-7
 24 NC State* W, 10-2
 25 NC State* L, 3-10
 27 Richmond W, 1-0
 30 Georgia Tech* W, 3-1
 31 Georgia Tech* L, 3-10

April
 1 Georgia Tech* L, 9-13
 3 at Richmond L, 4-17

5 at Radford L, 5-6
 6 at Wake Forest* L, 8-9
 7 at Wake Forest* L, 2-14
 8 at Wake Forest* L, 1-4
 10 Liberty L, 4-5 (11)
 11 Virginia Tech W, 7-4
 13 at North Carolina* L, 6-10
 14 at North Carolina* L, 6-7
 15 at North Carolina* W, 5-2
 17 James Madison L, 3-4
 18 at Virginia Tech W, 9-3
 20 Maryland* W, 6-1
 21 Maryland* W, 15-7
 22 Maryland* W, 9-6
 24 at James Madison L, 6-7 (10)
 25 at George Mason L, 5-10
 27 at Miami W, 5-0
 28 at Miami L, 1-5
 29 at Miami L, 6-12

May
 1 vs. Virginia Tech L, 1-6
 12 at Clemson* L, 1-8
 12 at Clemson* L, 1-17
 13 at Clemson* L, 4-5
 16 vs. Clemson# (24) W, 7-3
 17 vs. Wake # (24) L, 1-2
 18 vs. NC State# (24) L, 2-6

2002 (25-32)

COACH: Dennis Womack

February
 16 Bucknell W, 10-3
 16 Bucknell W, 7-5 (7)
 17 Bucknell W, 8-0
 22 vs. Old Dominion W, 12-4
 23 vs. Western Carolina L, 3-4
 24 at The Citadel W, 5-4
 26 VCU L, 7-13
 27 at William & Mary W, 5-3

March
 2 Seton Hall W, 2-0 (7)
 3 Seton Hall W, 18-3
 3 Seton Hall W, 5-1
 5 at Liberty L, 7-9
 6 Radford W, 5-1
 9 at UNC-Charlotte L, 1-4
 9 at UNC-Charlotte L, 5-6 (7)
 10 at UNC-Charlotte L, 11-21
 11 at NC A&T W, 25-1
 14 at Old Dominion L, 2-4
 15 Florida State* W, 11-10
 16 Florida State* L, 3-8
 16 Florida State* L, 4-14
 22 at Duke* W, 6-4 (10)
 23 at Duke* W, 8-3
 24 at Duke* W, 9-5
 27 at VCU L, 1-6
 29 North Carolina* L, 4-15
 30 North Carolina* L, 0-5
 31 North Carolina* W, 8-3

April
 1 James Madison L, 2-3 (10)
 2 at James Madison L, 4-13
 5 at Maryland* W, 5-0
 6 at Maryland* L, 3-10
 7 at Maryland* W, 8-7
 10 at Virginia Tech W, 16-10
 12 Wake Forest* L, 7-8
 13 Wake Forest* L, 3-4
 14 Wake Forest* L, 5-9
 16 Richmond L, 6-15
 17 at Richmond W, 12-11 (10)
 18 vs. Virginia Tech L, 2-8
 20 UNC Greensboro L, 5-12
 22 at George Mason W, 14-5
 23 Liberty W, 5-3
 26 at Georgia Tech* W, 5-1
 27 at Georgia Tech* L, 2-3 (12)
 28 at Georgia Tech* L, 3-9
 30 Virginia Tech W, 8-7 (10)

May
 11 Clemson* L, 4-15
 12 Clemson* L, 2-15
 13 Clemson* L, 3-5
 15 at Penn State W, 12-4 (7)
 15 at Penn State L, 11-12 (7)
 17 at NC State* L, 2-10
 18 at NC State* L, 7-12
 18 at NC State* L, 8-10
 22 vs. N. Carolina# (22) L, 10-11
 23 vs. NC State# (22) L, 5-6 (10)

2003 (29-25)

COACH: Dennis Womack

February
 14 at Auburn L, 13-14
 15 at Auburn L, 3-5
 16 at Auburn L, 5-7

24 at Liberty W, 15-5

March
 2 at Radford W, 11-0
 3 at Richmond L, 1-2
 3 at Richmond L, 1-2 (7)
 4 James Madison W, 3-2
 5 Navy W, 12-1
 7 Charlotte W, 3-2
 8 Charlotte W, 3-2
 9 Charlotte W, 11-5
 11 UNC Greensboro W, 12-5
 12 UNC Greensboro W, 14-6
 14 at Florida State* L, 1-9
 15 at Florida State* L, 0-4
 16 at Florida State* L, 4-5 (12)
 19 William & Mary W, 6-0
 21 Duke* W, 13-1
 22 Duke* W, 9-2
 23 Duke* W, 6-0
 25 James Madison W, 13-3
 26 at James Madison W, 5-4
 28 Maryland* W, 6-0
 29 Maryland* W, 4-2

April
 1 Richmond W, 11-4
 2 Liberty W, 3-0
 4 at Clemson* L, 4-9
 5 at Clemson* W, 4-1
 6 at Clemson* L, 2-9
 11 Miami L, 1-6
 12 Miami L, 4-10
 13 Miami W, 17-2 (7)
 15 Old Dominion W, 8-3
 16 at Virginia Tech L, 3-5
 19 NC State* L, 1-7
 19 NC State* L, 2-3
 20 NC State* W, 8-3
 22 George Mason L, 3-4
 23 vs. Virginia Tech W, 10-7
 25 at Wake Forest* L, 1-2
 26 at Wake Forest* W, 13-2
 27 at Wake Forest* W, 6-4
 29 at VCU L, 3-5

May
 9 Georgia Tech* L, 0-7
 10 Georgia Tech* L, 2-5
 11 Georgia Tech* L, 0-1
 12 VCU L, 1-7
 16 at North Carolina* W, 6-4
 16 at North Carolina* L, 3-4 (10)
 17 at North Carolina* W, 7-5 (10)
 22 vs. NC State# (22) L, 6-10
 23 vs. Wake# (22) W, 12-11 (10)
 24 vs. Florida St# (22) L, 0-2

2004 (44-15)

NCAA TOURNAMENT

COACH: Brian O'Connor

February
 13 at NC A&T W, 10-7
 14 at NC A&T W, 9-3
 15 at NC A&T W, 12-5
 19 Maryland-ES W, 15-2
 21 Penn State W, 7-1
 22 Penn State L, 3-8
 24 James Madison W, 10-1
 27 Seton Hall W, 3-2
 28 Seton Hall W, 17-1
 29 Seton Hall W, 4-3

March
 2 at Richmond W, 14-6
 5 Central Conn. W, 17-1
 6 Central Conn. W, 10-0
 7 Central Conn. W, 9-4
 8 Quinnipiac L, 11-13
 10 at UNC Greensboro W, 9-1
 12 at Georgia Tech* W, 4-3
 13 at Georgia Tech* W, 2-1
 14 at Georgia Tech* W, 8-5 (10)
 17 at Old Dominion L, 4-5
 19 North Carolina* L, 3-5 (11)
 20 North Carolina* L, 4-8
 21 North Carolina* W, 6-2
 24 at George Mason W, 9-5
 26 at NC State* W, 9-2
 27 at NC State* L, 1-12
 28 at NC State* L, 7-8
 30 Brown W, 13-2 (7)
 31 Brown W, 11-4

April
 2 at Duke* W, 8-1
 3 at Duke* W, 6-5
 4 at Duke* W, 3-1
 6 at William & Mary W, 11-9
 9 Clemson* W, 5-1
 10 Clemson* W, 4-3
 10 Clemson* W, 3-1
 16 at Maryland W, 5-3



2009 CAVALIERS - COLLEGE WORLD SERIES

YEAR-BY-YEAR RESULTS

17 at Maryland W, 7-6 (11)
 18 at Maryland W, 2-1 (11)
 20 Norfolk State W, 8-3
 21 Virginia Tech W, 21-10
 23 at Miami L, 0-8
 24 at Miami L, 3-22
 25 at Miami W, 4-3
 27 Radford W, 3-2
 May
 7 Florida State* L, 0-8
 8 Florida State* W, 15-2
 9 Florida State* L, 1-4
 13 Wake Forest* W, 5-4 (10)
 14 Wake Forest* W, 11-7
 15 Wake Forest* W, 8-6
 18 at Liberty W, 6-4
 19 Liberty W, 5-4
 26 vs. Duke# (22) L, 4-6
 27 vs. NC State# (22) L, 5-6
 June
 5 Princeton+ L, 2-4
 5 vs. George Mason+ W, 7-2
 6 vs. Princeton+ W, 9-0
 6 Vanderbilt+ L, 3-7

2005 (41-20)

NCAA TOURNAMENT

COACH: Brian O'Connor

February
 11 at UNC Wilmington L, 2-5
 12 at UNC Wilmington W, 2-0
 13 at UNC Wilmington W, 7-4
 16 at Old Dominion L, 6-9
 18 Bucknell W, 7-2
 19 Bucknell W, 2-0
 19 Bucknell W, 13-3
 23 Old Dominion W, 8-0
 26 Fordham W, 5-0
 26 Fordham W, 13-3
 27 Fordham L, 2-3
 March
 4 at Wake Forest* L, 8-11
 5 at Wake Forest* L, 8-15
 6 at Wake Forest* L, 6-7
 8 Longwood W, 8-0
 9 James Madison W, 13-2
 11 Marist W, 3-0
 12 Marist W, 10-5
 13 Marist W, 6-0
 16 Coppin State W, 15-1
 18 Maryland W, 4-1
 19 Maryland W, 6-5
 20 Maryland W, 5-2
 27 at Virginia Tech* W, 8-5
 30 VMI W, 2-1
 April
 1 at North Carolina* L, 7-8 (14)
 2 at North Carolina* L, 5-10
 3 at North Carolina* L, 2-3 (11)

5 at Liberty W, 10-2
 8 NC State* W, 2-0
 9 NC State* L, 0-6
 10 NC State* L, 2-3
 12 Norfolk State W, 13-1
 13 Maryland-ES W, 15-1 (7)
 13 Maryland-ES W, 6-0 (7)
 15 at Clemson* L, 4-13
 16 at Clemson* L, 2-3
 17 at Clemson* W, 9-2
 20 Longwood W, 5-1
 22 Georgia Tech* W, 4-2
 23 Georgia Tech* W, 9-2
 24 Georgia Tech* W, 2-1
 27 William & Mary W, 9-4
 29 at Florida State* L, 1-8
 May
 1 at Florida State* W, 6-2
 1 at Florida State* L, 2-7
 3 Richmond W, 11-0
 13 Miami* L, 6-7
 14 Miami* L, 0-1
 15 Miami* W, 4-3
 16 N.C. A&T W, 2-0
 17 at James Madison W, 10-2
 19 Duke* W, 7-1
 20 Duke* W, 7-2
 21 Duke* W, 10-4
 25 vs. Clemson# (17) W, 8-1
 26 vs. NC State# (17) W, 12-2 (7)
 28 vs. Clemson# (17) W, 5-4
 29 vs. Ga. Tech# (17) L, 3-4
 June
 3 vs. St. John's+ (26) L, 3-5
 4 vs. Ohio State+ (26) L, 1-2

2006 (47-15)

NCAA TOURNAMENT

COACH: BRIAN O'CONNOR

February
 10 vs. The Citadel W, 5-3
 12 at Coastal Carolina W, 8-3
 15 Old Dominion L, 1-5
 17 Towson W, 7-0
 18 Towson W, 7-2
 19 Towson W, 13-3
 21 VCU W, 7-1
 24 vs. George Mason W, 9-7
 25 vs. Gardner-Webb W, 6-2
 26 at C of Charleston L, 6-7 (17)
 28 G. Washington W, 11-5
 March
 3 Saint Joseph's W, 21-0
 4 Saint Joseph's W, 15-1
 5 Saint Joseph's W, 14-3
 7 UMES W, 20-3
 7 UMES W, 15-0
 10 at Georgia Tech* L, 2-8
 11 at Georgia Tech* L, 6-7
 12 at Georgia Tech* W, 6-3

15 Dayton W, 10-3
 17 Clemson* W, 2-1
 18 Clemson* W, 10-2
 19 Clemson* W, 7-4
 22 Marshall W, 12-0
 24 Wake Forest* W, 3-2
 25 Wake Forest* L, 2-3
 26 Wake Forest* W, 10-2
 28 Coppin State W, 12-1
 29 Norfolk State W, 13-2
 31 at NC State* L, 2-10
 April
 1 at NC State* L, 9-10
 2 at NC State* L, 1-8
 5 at Richmond W, 5-0
 7 at Duke* L, 3-4
 8 at Duke* W, 7-3
 9 at Duke* W, 6-4
 12 Longwood W, 6-4
 14 Boston College* W, 8-3
 15 Boston College* W, 5-4
 16 Boston College* W, 5-0
 18 VMI W, 5-0
 21 at Miami* W, 5-2
 22 at Miami* W, 15-7
 23 at Miami* L, 8-9 (10)
 26 Richmond W, 8-3
 28 at Maryland* W, 6-0
 29 at Maryland* W, 8-0
 30 at Maryland* W, 7-5
 May
 2 Mount St. Mary's W, 6-3
 12 North Carolina* W, 4-1
 13 North Carolina* L, 0-5
 14 North Carolina* W, 9-2
 16 at Old Dominion W, 11-10
 18 Virginia Tech* W, 4-2
 19 Virginia Tech* W, 6-0
 20 Virginia Tech* W, 11-7
 24 vs. Florida St.# (17) W, 6-2
 25 vs. NC State# (17) L, 3-4
 26 vs. Florida St.# (17) L, 0-11 (7)
 June
 2 Lehigh+ W, 11-5
 3 vs. South Carolina+ L, 2-8
 4 Evansville+ L, 4-15

2007 (45-16)

NCAA TOURNAMENT

COACH: Brian O'Connor

February
 9 vs. Elon W, 10-3
 10 vs. North Florida W, 10-1
 11 at Coastal Carolina L, 2-3
 17 G. Washington W, 11-0
 18 G. Washington W, 11-0
 19 G. Washington W, 15-2
 20 William & Mary W, 17-2
 21 Coppin State W, 12-0
 23 Bucknell W, 2-0

24 Bucknell W, 3-0
 24 Bucknell W, 13-2
 27 VMI W, 5-3
 March
 2 Delaware W, 11-2
 3 Delaware W, 10-4
 4 Delaware W, 3-2
 6 at James Madison W, 6-5
 9 at Wake Forest* L, 3-8
 10 at Wake Forest* W, 13-5
 11 at Wake Forest* L, 6-7
 13 Niagara W, 29-2
 17 at North Carolina* W, 7-2 (11)
 18 at North Carolina* W, 9-6
 18 at North Carolina* L, 4-9
 20 at Richmond W, 11-1
 23 Miami* W, 4-1
 24 Miami* W, 3-0
 25 Miami* L, 2-4
 27 George Mason W, 17-6
 28 Longwood W, 4-3
 30 at Virginia Tech* W, 3-1
 31 at Virginia Tech* W, 11-4
 April
 1 at Virginia Tech* W, 8-5
 3 at VMI L, 2-5
 6 Duke* W, 4-0
 7 Duke* L, 9-13
 8 Duke* W, 8-1
 10 at VCU W, 8-1
 13 Georgia Tech* L, 1-2 (11)
 14 Georgia Tech* W, 7-6
 17 Richmond W, 12-5
 20 at Clemson* W, 5-3
 21 at Clemson* W, 3-0
 22 at Clemson* L, 1-2
 25 James Madison L, 6-7 (14)
 27 Maryland* W, 14-0
 28 Maryland* W, 3-2 (10)
 29 Maryland* W, 4-0
 May
 1 VCU W, 5-4
 11 NC State* W, 4-2
 12 NC State* L, 7-10
 13 NC State* L, 6-8
 15 Coastal Carolina L, 7-11
 17 at Boston College* W, 5-4 (10)
 19 at Boston College* W, 11-3
 23 vs. NC State# (17) W, 6-1
 24 vs. Ga Tech# (17) W, 4-1
 26 vs. N. Carolina# (17) L, 0-5
 June
 1 Lafayette+ W, 5-1
 2 Oregon State+ W, 7-4 (13)
 4 Oregon State+ L, 3-5
 5 Oregon State+ L, 3-7

2008 (39-23)

NCAA TOURNAMENT

COACH: Brian O'Connor

17 Georgia Tech* W, 4-2
 16 Georgia Tech* L, 8-14
 17 Georgia Tech* L, 7-9

COACH: Brian O'Connor

February
 23 Lehigh W, 5-1
 Lehigh W, 4-1
 24 Lehigh W, 12-1
 Lehigh W, 6-1
 27 Old Dominion W, 7-3
 28 Coppin State W, 27-1
 29 Siena W, 17-2
 March
 1 Cornell W, 12-2
 Siena W, 7-4
 2 Cornell W, 12-3
 8 at NC State* W, 5-3 (10)
 at NC State* L, 0-2
 9 at NC State* L, 2-4
 11 Radford W, 8-2
 12 Navy W, 11-5
 14 at Duke* L, 8-9
 15 at Duke* W, 10-1
 16 at Duke* L, 1-4
 18 Stony Brook W, 3-0
 Stony Brook W, 6-4
 21 Boston College* W, 7-3
 22 Boston College* W, 5-4 (10)
 23 Boston College* W, 8-6
 25 VCU W, 5-3
 26 G. Washington L, 5-17
 28 Virginia Tech* W, 10-1
 29 Virginia Tech* W, 9-2
 30 Virginia Tech* W, 2-1
 April
 1 Towson W, 9-8
 2 Towson L, 6-7
 4 at Florida State* L, 3-10
 6 at Florida State* L, 2-3 (10)
 at Florida State* L, 2-3 (10)
 8 Longwood W, 6-0
 9 Liberty W, 7-3
 11 at Maryland* W, 11-6
 12 at Maryland* W, 5-4
 13 at Maryland* W, 11-4
 15 Coastal Carolina L, 3-8
 18 Wake Forest* W, 4-2
 19 Wake Forest* L, 3-14
 20 Wake Forest* W, 3-2 (11)
 22 Georgetown W, 9-1
 23 William & Mary L, 5-6
 25 at Miami* L, 0-1
 26 at Miami* L, 3-4 (10)
 27 at Miami* L, 0-10
 29 Mount St. Mary's W, 11-1
 May
 9 North Carolina* L, 3-9
 10 North Carolina* L, 2-5
 11 North Carolina* W, 5-4 (6)
 13 VMI W, 6-5 (11)
 15 Georgia Tech* W, 4-2
 16 Georgia Tech* L, 8-14
 17 Georgia Tech* L, 7-9

YEAR-BY-YEAR RESULTS

21 vs. N. Carolina# (17) W, 8-7 (11)
 23 vs. Florida St# (17) W, 5-3
 24 vs. Wake# (17) L, 4-7
 25 vs. Miami# (17) L, 4-8
 30 vs. UCLA+ (29) L, 2-3
 31 vs. Rider+ (29) W, 8-2
 June
 1 at CS Fullerton+(29) L, 1-4

2009 (49-15-1)

ACC CHAMPIONS

NCAA COLLEGE WORLD SERIES

COACH: Brian O'Connor

February
 20 Bucknell W, 12-0
 21 Bucknell W, 7-0
 Bucknell W, 6-1
 22 Bucknell W, 11-1
 24 William & Mary W, 11-1
 27 Fordham W, 6-2
 Delaware W, 11-4
 28 Fordham W, 7-3

March
 4 George Washington W, 17-4
 6 at Wake Forest* W, 18-2
 7 at Wake Forest* W, 8-6
 8 at Wake Forest* W, 21-5
 10 Navy W, 17-1
 11 VMI W, 10-3
 13 Florida State* W, 15-2
 17 Marshall W, 5-4
 18 Canisius W, 11-3
 Wagner W, 5-2
 20 Miami* W, 9-4
 21 Miami* L, 3-4
 22 Miami* L, 5-7 (8)
 24 Towson W, 13-4
 25 Towson W, 7-5
 27 at North Carolina* L, 3-4
 28 at North Carolina* W, 5-2
 29 at North Carolina* L, 5-6
 31 vs. Radford (22) W, 12-2

April
 1 Norfolk State W, 6-2
 3 Maryland* W, 7-4
 4 Maryland* L, 7-8
 5 Maryland* W, 17-2
 7 Stony Brook W, 8-0
 8 Stony Brook L, 2-6
 11 at Georgia Tech* L, 6-7
 at Georgia Tech* W, 11-10
 12 at Georgia Tech* T, 4-4
 17 at Boston College* W, 8-3
 18 at Boston College* L, 6-9
 19 at Boston College* W, 2-0
 21 at VCU W, 8-1
 22 Georgetown W, 9-3

24 NC State* W, 6-2
 25 NC State* W, 6-3
 26 NC State* L, 6-7
 28 Liberty W, 5-2

May
 8 Duke* L, 4-11
 9 Duke* W, 10-9
 10 Duke* W, 12-1
 12 VCU W, 4-1
 14 at Virginia Tech* L, 4-5 (10)
 15 at Virginia Tech* L, 8-9
 16 at Virginia Tech* W, 6-4
 20 vs. Clemson (13) # W, 6-5
 22 vs. UNC (13)# W, 11-1 (8)
 23 vs. Duke (13) # W, 11-7
 24 vs. FSU (13) # W, 6-3
 29 vs. San Diego St. (30)+ W, 5-1
 30 vs. UC Irvine (30)+ W, 5-0
 31 vs. UC Irvine (30)+ W, 4-1

June
 5 vs. Ole Miss (31)* L, 3-4 (12)
 6 vs. Ole Miss (31)* W, 4-3
 7 vs. Ole Miss (31)* W, 5-1
 13 vs. LSU (32)* L, 5-9
 15 vs. Cal St. Fullerton (32)* W, 7-5
 17 Arkansas (32)* L, 3-4 (12)

2009 (49-15-1)
 ACC CHAMPIONS
 NCAA COLLEGE WORLD SERIES
 COACH: Brian O'Connor

February
 20 Bucknell W, 12-0
 21 Bucknell W, 7-0
 Bucknell W, 6-1
 22 Bucknell W, 11-1
 24 William & Mary W, 11-1
 27 Fordham W, 6-2
 Delaware W, 11-4
 28 Fordham W, 7-3

March
 4 George Washington W, 17-4
 6 at Wake Forest* W, 18-2
 7 at Wake Forest* W, 8-6
 8 at Wake Forest* W, 21-5
 10 Navy W, 17-1
 11 VMI W, 10-3
 13 Florida State* W, 15-2
 17 Marshall W, 5-4
 18 Canisius W, 11-3
 Wagner W, 5-2
 20 Miami* W, 9-4
 21 Miami* L, 3-4
 22 Miami* L, 5-7 (8)
 24 Towson W, 13-4
 25 Towson W, 7-5
 27 at North Carolina* L, 3-4
 28 at North Carolina* W, 5-2
 29 at North Carolina* L, 5-6
 31 vs. Radford (22) W, 12-2

April
 1 Norfolk State W, 6-2
 3 Maryland* W, 7-4
 4 Maryland* L, 7-8
 5 Maryland* W, 17-2
 7 Stony Brook W, 8-0
 8 Stony Brook L, 2-6
 11 at Georgia Tech* L, 6-7
 at Georgia Tech* W, 11-10
 12 at Georgia Tech* T, 4-4
 17 at Boston College* W, 8-3
 18 at Boston College* L, 6-9
 19 at Boston College* W, 2-0
 21 at VCU W, 8-1
 22 Georgetown W, 9-3

2010 (51-14)
 ACC COASTAL DIVISION CHAMPIONS
 NCAA CHARLOTTEVILLE REGIONAL CHAMPIONS
 COACH: Brian O'Connor

February
 19 at East Carolina W, 6-2
 20 at East Carolina L, 1-6
 21 at East Carolina W, 14-11
 24 George Washington W, 5-2
 26 Rhode Island W, 13-0
 27 Rhode Island W, 22-2
 28 Rhode Island W, 8-5

March
 5 Wright State L, 1-2
 6 Dartmouth W, 14-3
 7 Dartmouth W, 11-5
 7 Wright State W, 13-3
 10 at William & Mary W, 12-6
 12 at Florida State* W, 5-0
 13 at Florida State* W, 9-8
 14 at Florida State* L, 8-9
 16 William & Mary W, 9-1
 17 at James Madison W, 6-3
 19 Boston College* W, 7-1
 20 Boston College* W, 4-3
 21 Boston College* W, 11-1
 23 Marshall W, 6-3

2010 (51-14)
 ACC COASTAL DIVISION CHAMPIONS
 NCAA CHARLOTTEVILLE REGIONAL CHAMPIONS
 COACH: Brian O'Connor

February
 19 at East Carolina W, 6-2
 20 at East Carolina L, 1-6
 21 at East Carolina W, 14-11
 24 George Washington W, 5-2
 26 Rhode Island W, 13-0
 27 Rhode Island W, 22-2
 28 Rhode Island W, 8-5

March
 5 Wright State L, 1-2
 6 Dartmouth W, 14-3
 7 Dartmouth W, 11-5
 7 Wright State W, 13-3
 10 at William & Mary W, 12-6
 12 at Florida State* W, 5-0
 13 at Florida State* W, 9-8
 14 at Florida State* L, 8-9
 16 William & Mary W, 9-1
 17 at James Madison W, 6-3
 19 Boston College* W, 7-1
 20 Boston College* W, 4-3
 21 Boston College* W, 11-1
 23 Marshall W, 6-3

2011 (56-12)
 ACC CHAMPIONS
 ACC COASTAL DIVISION CHAMPIONS
 NCAA COLLEGE WORLD SERIES
 COACH: Brian O'Connor

February
 18 vs. UAB (16) W, 6-4
 19 at Auburn (16) W, 13-2

2011 (56-12)
 ACC CHAMPIONS
 ACC COASTAL DIVISION CHAMPIONS
 NCAA COLLEGE WORLD SERIES
 COACH: Brian O'Connor

February
 18 vs. UAB (16) W, 6-4
 19 at Auburn (16) W, 13-2

2012 (56-12)
 ACC CHAMPIONS
 ACC COASTAL DIVISION CHAMPIONS
 NCAA COLLEGE WORLD SERIES
 COACH: Brian O'Connor

February
 18 vs. UAB (16) W, 6-4
 19 at Auburn (16) W, 13-2

2012 (56-12)
 ACC CHAMPIONS
 ACC COASTAL DIVISION CHAMPIONS
 NCAA COLLEGE WORLD SERIES
 COACH: Brian O'Connor

February
 18 vs. UAB (16) W, 6-4
 19 at Auburn (16) W, 13-2

26 Clemson* W, 4-3
 27 Clemson* L, 5-8
 27 Clemson* W, 3-1
 30 Towson W, 8-5
 31 Towson W, 17-4

April
 2 at NC State* L, 5-6 (11)
 3 at NC State* W, 8-4
 4 at NC State* L, 6-7
 6 James Madison W, 9-4
 7 Radford W, 12-2
 9 Georgia Tech* W, 7-4
 10 Georgia Tech* L, 7-9
 11 Georgia Tech* W, 9-1
 14 at VMI L, 3-12
 16 at Virginia Tech* W, 4-2
 17 Virginia Tech* W, 8-2
 18 Virginia Tech* L, 5-8
 20 Richmond W, 11-3
 21 George Mason W, 10-3
 23 at Maryland* W, 5-1
 23 at Maryland* W, 27-4
 24 at Maryland* W, 11-2
 27 Coastal Carolina W, 6-3
 28 Georgetown W, 10-5
 30 at Duke (13)* W, 12-3

May
 1 at Duke (13)* W, 11-1
 2 at Duke (13)* W, 10-6
 4 VCU W, 10-5
 15 North Carolina* W, 3-2
 15 North Carolina* W, 5-1
 16 North Carolina* W, 5-3
 20 at Miami* L, 4-5 (11)
 21 at Miami* W, 3-1
 22 at Miami* W, 7-4
 26 vs. BC (4)# W, 6-4
 27 vs. Florida St (4) # L, 4-11
 29 vs. Miami (4) # W, 12-8

June
 4 VCU + W, 15-4
 5 Ole Miss + W, 13-7
 6 St. John's + L, 5-6
 7 St. John's + W, 5-3
 12 Oklahoma ^ W, 3-2
 13 Oklahoma ^ L, 7-10
 14 Oklahoma ^ L, 0-11

2011 (56-12)
 ACC CHAMPIONS
 ACC COASTAL DIVISION CHAMPIONS
 NCAA COLLEGE WORLD SERIES
 COACH: Brian O'Connor

February
 18 vs. UAB (16) W, 6-4
 19 at Auburn (16) W, 13-2

2011 (56-12)
 ACC CHAMPIONS
 ACC COASTAL DIVISION CHAMPIONS
 NCAA COLLEGE WORLD SERIES
 COACH: Brian O'Connor

February
 18 vs. UAB (16) W, 6-4
 19 at Auburn (16) W, 13-2

2012 (56-12)
 ACC CHAMPIONS
 ACC COASTAL DIVISION CHAMPIONS
 NCAA COLLEGE WORLD SERIES
 COACH: Brian O'Connor

February
 18 vs. UAB (16) W, 6-4
 19 at Auburn (16) W, 13-2

2012 (56-12)
 ACC CHAMPIONS
 ACC COASTAL DIVISION CHAMPIONS
 NCAA COLLEGE WORLD SERIES
 COACH: Brian O'Connor

February
 18 vs. UAB (16) W, 6-4
 19 at Auburn (16) W, 13-2

20 vs. Arkansas St. (16) W, 8-2
 23 VMI W, 4-3
 25 East Carolina W, 10-1
 26 East Carolina W, 4-3
 27 East Carolina L, 3-4

March
 1 William and Mary W, 9-0
 2 Niagara W, 7-0
 4 Cornell W, 12-1
 4 Rider W, 12-0
 5 Rider W, 4-1
 5 Cornell W, 14-2
 8 Marshall W, 1-0
 11 at Clemson* W, 5-0
 12 at Clemson* W, 8-7
 13 at Clemson* W, 7-6
 16 James Madison W, 7-3
 18 Florida State* W, 4-3 (11)
 19 Florida State* W, 5-4 (11)
 20 Florida State* L, 11-12 (10)
 22 Towson W, 6-0
 23 Towson W, 5-0
 25 Maryland* W, 14-1
 26 Maryland* W, 4-2
 26 Maryland* W, 4-2
 29 George Washington W, 2-0

April
 1 at Virginia Tech* W, 18-3
 2 at Virginia Tech* W, 9-3
 3 at Virginia Tech* W, 10-2
 5 Radford W, 2-0
 8 at Georgia Tech* W, 6-2
 9 at Georgia Tech* W, 12-9
 10 at Georgia Tech* L, 8-10
 12 Georgetown W, 4-0 (5)
 13 Coastal Carolina W, 8-7
 15 Duke* W, 10-0
 17 Duke* W, 3-2 (11)
 17 Duke* W, 18-4
 19 at Radford W, 12-0
 20 Richmond W, 12-1
 23 NC State* L, 2-6
 23 NC State* W, 3-1
 24 NC State* W, 7-6
 29 at Boston College* W, 17-0
 30 at Boston College* L, 4-5 (11)

May
 1 at Boston College* W, 4-0
 3 at VCU W, 14-3
 13 Miami* L, 2-6
 14 Miami* W, 3-2
 15 Miami* W, 5-4
 19 at North Carolina* L, 0-6
 20 at North Carolina* L, 1-2
 21 at North Carolina* L, 2-3
 25 vs. Wake (13)# W, 13-1 (7)
 27 vs. Miami (13)# W, 6-4

2012 (56-12)
 ACC CHAMPIONS
 ACC COASTAL DIVISION CHAMPIONS
 NCAA COLLEGE WORLD SERIES
 COACH: Brian O'Connor

February
 18 vs. UAB (16) W, 6-4
 19 at Auburn (16) W, 13-2

2012 (56-12)
 ACC CHAMPIONS
 ACC COASTAL DIVISION CHAMPIONS
 NCAA COLLEGE WORLD SERIES
 COACH: Brian O'Connor

February
 18 vs. UAB (16) W, 6-4
 19 at Auburn (16) W, 13-2

2012 (56-12)
 ACC CHAMPIONS
 ACC COASTAL DIVISION CHAMPIONS
 NCAA COLLEGE WORLD SERIES
 COACH: Brian O'Connor

February
 18 vs. UAB (16) W, 6-4
 19 at Auburn (16) W, 13-2

2012 (56-12)
 ACC CHAMPIONS
 ACC COASTAL DIVISION CHAMPIONS
 NCAA COLLEGE WORLD SERIES
 COACH: Brian O'Connor

February
 18 vs. UAB (16) W, 6-4
 19 at Auburn (16) W, 13-2

28 vs. UNC (13)# W, 3-2
 29 vs. Florida St. (13)# W, 7-2
 June
 3 Navy + W, 6-0
 4 St. John's + W, 10-2
 5 East Carolina + W, 13-1
 11 UC Irvine ^ W, 6-0
 12 UC Irvine ^ L, 5-6
 13 UC Irvine ^ W, 3-2
 19 vs. California (32)! W, 6-1
 21 vs. S. Carolina (32)! L, 1-7
 23 vs. California (32)! W, 8-1
 24 vs. S. Carolina (32)! L, 2-3 (13)

2012 (39-19-1)
 NCAA TOURNAMENT
 COACH: Brian O'Connor

February
 17 vs. Boston College L, 3-5
 18 at Coastal Carolina W, 9-3
 18 vs. James Madison T, 4-4 (8)
 21 William & Mary W, 6-5 (11)
 24 Monmouth W, 18-4
 25 Monmouth W, 7-1
 26 Monmouth W, 13-1
 28 Liberty L, 0-8

March
 2 Wright State Cancelled
 3 Seton Hall W, 10-4
 Wright State L, 4-5
 4 Seton Hall L, 2-5
 6 at James Madison W, 14-6
 9 Virginia Tech* L, 8-10 (11)
 10 Virginia Tech* W, 4-3
 11 Virginia Tech* W, 6-5
 13 Marist W, 8-5
 14 Marist W, 10-2
 17 at Florida State* L, 3-12
 18 at Florida State* L, 3-4
 19 at Florida State* L, 5-7
 21 VMI W, 12-3
 23 Clemson* W, 6-3
 24 Clemson* W, 5-1
 25 Clemson* W, 5-3
 27 Towson W, 8-0
 28 Towson W, 19-5
 30 at NC State* L, 1-5
 31 at NC State* W, 5-2

April
 1 at NC State* L, 6-7
 4 James Madison W, 15-5
 7 Wake Forest* W, 9-4
 8 Wake Forest* W, 4-1
 9 Wake Forest* W, 11-2
 11 George Washington W, 16-4
 13 North Carolina* L, 1-2 (10)



2015 NATIONAL CHAMPIONS

YEAR-BY-YEAR RESULTS

14 North Carolina* L, 2-6
 15 North Carolina* L, 3-5
 17 Richmond W, 7-5
 20 at Duke (13)* L, 3-6
 21 at Duke (13)* W, 12-3
 21 at Duke (13)* W, 10-3
 24 Radford W, 3-2 (11)
 25 at VCU W, 7-5
 28 at Miami* W, 7-3
 29 at Miami* W, 7-4
 30 at Miami* W, 7-4

May
 1 Mount St. Mary's Cancelled
 9 High Point W, 12-3
 11 Georgia Tech* W, 6-5
 12 Georgia Tech* W, 4-2
 13 Georgia Tech* L, 4-5 (10)
 15 VCU Cancelled
 17 at Maryland* W, 7-6
 18 at Maryland* W, 10-3
 19 at Maryland* L, 5-6
 24 vs. Clemson (4)# W, 3-2
 25 vs. Ga. Tech (4)# L, 5-17 (7)
 26 vs. Florida St. (4)# W, 7-0

June
 2 Army + W, 9-1
 3 Appalachian St + L, 5-6
 3 Oklahoma + L, 4-5

2013 (50-12) NCAA CHARLOTTESVILLE REGIONAL CHAMPIONS COACH: Brian O'Connor

February
 15 at East Carolina W, 14-4
 16 at East Carolina W, 13-9
 18 Saint Peter's W, 9-1
 19 William & Mary W, 11-2
 22 Toledo W, 15-0
 23 Toledo W, 5-0
 24 Toledo W, 6-3
 27 George Washington W, 11-0

March
 1 Harvard W, 3-0
 2 Bucknell W, 11-5
 2 Harvard W, 12-4
 3 Bucknell W, 9-1
 9 Maryland* W, 7-6
 9 Maryland* W, 5-0
 10 Maryland* L, 2-4
 13 Liberty W, 7-2
 15 at Clemson* W, 6-5 (11)
 16 at Clemson* L, 6-7
 17 at Clemson* W, 8-5
 19 Yale W, 14-3
 20 Yale W, 10-0
 23 NC State* W, 8-2
 NC State* W, 4-3
 25 NC State* W, 6-3
 27 Towson W, 7-1
 29 Miami* W, 15-4
 30 Miami* W, 8-1
 31 Miami* L, 3-4

April
 2 at Liberty W, 2-0
 3 VMI W, 8-6
 6 at Wake Forest* W, 7-6
 7 at Wake Forest* W, 8-6
 8 at Wake Forest* W, 9-7
 10 Radford L, 8-9
 12 at Georgia Tech* L, 1-2
 13 at Georgia Tech* W, 7-2
 14 at Georgia Tech* L, 2-3 (6)
 17 Old Dominion W, 10-9 (10)
 20 Florida State* W, 9-2
 Florida State* W, 2-0
 21 Florida State* W, 5-2
 23 Richmond W, 6-2
 24 James Madison W, 16-8
 26 at Virginia Tech* W, 15-6
 27 at Virginia Tech* L, 3-5
 at Virginia Tech* L, 6-11
 30 at VCU W, 11-3

May
 10 Duke* W, 6-5
 11 Duke* W, 17-8
 12 Duke* W, 14-6
 14 VCU W, 17-3
 16 at North Carolina* W, 10-4
 17 at North Carolina* L, 5-8
 18 at North Carolina* W, 8-7 (11)
 22 vs. Va. Tech (13)# L, 1-10
 23 vs. Ga. Tech (13)# W, 8-2
 25 vs. Florida St (13)# W, 7-4 (12)
 31 Army + W, 2-1

June
 1 Elon + W, 2-0

2 Elon + W, 11-3
 8 Mississippi State* L, 6-11
 9 Mississippi State* L, 5-6

2014 (53-16) NCAA COLLEGE WORLD SERIES RUNNERS-UP COACH: Brian O'Connor

February
 14 vs. Kentucky (33) L, 3-8
 15 vs. VMI (33) W, 12-0
 16 at UNC Wilmington W, 7-2
 19 at William & Mary W, 17-2
 21 East Carolina W, 3-2
 22 East Carolina W, 4-0
 23 East Carolina W, 6-2
 25 VMI L, 2-3

March
 1 Monmouth W, 6-3
 2 Monmouth W, 5-3
 Monmouth W, 6-2
 8 at Duke* W, 3-2
 at Duke* L, 2-3
 9 at Duke* W, 2-1
 11 James Madison W, 13-2
 14 Boston College* W, 8-1
 15 Boston College* W, 3-2 (12)
 Boston College* W, 2-1

19 Towson W, 5-3
 20 Princeton W, 14-4
 22 at Miami* L, 1-7
 23 at Miami* W, 8-3 (11)
 24 at Miami* W, 5-3
 26 Longwood W, 8-1
 28 Virginia Tech* W, 2-1
 29 Virginia Tech* W, 9-2
 30 Virginia Tech* W, 7-4

April
 1 Old Dominion W, 7-1
 2 George Washington W, 10-0
 4 at Pittsburgh* W, 4-0
 5 at Pittsburgh* L, 1-2
 6 at Pittsburgh* W, 3-0
 8 at James Madison W, 9-3
 11 Clemson* W, 3-2
 12 Clemson* L, 1-7
 13 Clemson* W, 1-0
 16 William & Mary W, 11-2
 18 North Carolina* W, 3-2
 19 North Carolina* W, 3-2
 20 North Carolina* L, 2-4
 22 VCU W, 5-4 (10)
 23 Richmond W, 13-0
 25 at Florida State* W, 5-3 (10)
 26 at Florida State* L, 0-7
 27 at Florida State* W, 4-3
 29 at Old Dominion L, 1-8

May
 7 Liberty W, 8-2
 9 Georgia Tech* W, 4-3
 10 Georgia Tech* W, 4-3 (11)
 11 Georgia Tech* W, 3-1
 13 VCU W, 12-3
 16 at Wake Forest* L, 5-6 (10)
 16 at Wake Forest* W, 7-2
 17 at Wake Forest* L, 3-4
 22 vs. Maryland (4)# L, 6-7
 23 vs. N. Carolina(4)# W, 3-2
 24 vs. Florida St (4)# L, 4-6
 30 Bucknell+ W, 10-1
 31 Arkansas+ W, 3-0

June
 1 Arkansas+ W, 9-2
 7 Maryland* L, 4-5
 8 Maryland* W, 7-3
 9 Maryland* W, 11-2
 15 vs. Ole Miss (32)! W, 2-1
 17 vs. TCU (32)! W, 3-2 (15)
 20 vs. Ole Miss (32)! W, 4-1
 23 vs. Vanderbilt (32)! L, 8-9
 24 vs. Vanderbilt (32)! W, 7-2
 25 vs. Vanderbilt (32)! L, 2-3

2015 (44-24) NCAA CHAMPIONS COACH: Brian O'Connor

February
 13 at East Carolina W, 3-1
 14 at East Carolina W, 9-2
 at East Carolina W, 4-2
 20 vs. Marist (34) W, 9-1
 21 vs. La Salle (34) W, 8-3
 vs. Marist (34) W, 7-2
 22 vs. Marist (34) W, 5-4 (18)
 27 vs. Hartford (35) W, 5-1
 28 vs. Seton Hall (35) W, 4-1

March
 1 vs. Cornell (35) W, 5-4
 7 vs. Pittsburgh* (36) L, 0-1
 vs. Pittsburgh* (36) W, 2-1
 8 vs. Pittsburgh* (36) W, 10-3
 11 Old Dominion L, 5-14
 13 at Virginia Tech* L, 1-2
 14 at Virginia Tech* L, 1-3
 15 at Virginia Tech* L, 5-6
 17 Towson W, 8-0
 20 Florida State* W, 8-4
 21 Florida State* L, 10-12
 22 Florida State* L, 1-13
 24 Georgetown L, 0-1
 25 at Liberty W, 10-7
 28 at Notre Dame* W, 9-1
 at Notre Dame* W, 4-2
 29 at Notre Dame* W, 5-4
 31 at VCU W, 5-3

April
 1 VMI L, 6-7
 4 Louisville* L, 1-8
 5 Louisville* L, 4-11
 6 Louisville* L, 0-4
 8 James Madison W, 14-1
 10 at Georgia Tech* W, 14-4
 11 at Georgia Tech* L, 4-11
 12 at Georgia Tech* L, 3-4
 15 William & Mary W, 3-2
 17 Miami* W, 5-4
 18 Miami* W, 5-2
 19 Miami* L, 6-8
 21 Longwood W, 14-4
 22 Liberty W, 5-2
 24 at NC State* W, 8-2
 26 at NC State* L, 3-4
 at NC State* L, 5-3 (10)
 28 at Old Dominion L, 1-3

May
 8 Duke* W, 3-1
 9 Duke* L, 7-9
 10 Duke* W, 4-2
 12 Richmond W, 8-6
 14 at North Carolina* W, 2-1 (10)
 15 at North Carolina* W, 6-2
 16 at North Carolina* W, 8-2
 19 vs. Ga. Tech (13)# W, 11-0 (7)
 20 vs. Miami (13)# L, 5-9
 22 vs. Notre Dame (13)# L, 2-8
 23 vs. NC State (13)# L, 2-10
 29 vs. USC (37)+ W, 6-1
 30 vs. San Diego St. (37)+ W, 3-1
 31 vs. USC (37)+ W, 14-10 (11)

June
 5 Maryland* W, 5-3
 6 Maryland* W, 5-4
 13 vs. Arkansas (32)! W, 5-3
 15 vs. Florida (32)! W, 1-0
 19 vs. Florida (32)! L, 5-10
 20 vs. Florida (32)! W, 5-4
 22 vs. Vanderbilt (32)! L, 1-5
 23 vs. Vanderbilt (32)! W, 3-0
 24 vs. Vanderbilt (32)! W, 4-2

2016 (38-22) NCAA TOURNAMENT COACH: Brian O'Connor

February
 19 vs. Kent St. (35) W, 8-6
 20 vs. Appalach. St (35) W, 8-0
 21 at Coastal Carolina L, 4-5
 23 VMI W, 18-1
 26 East Carolina L, 5-8 (10)
 27 East Carolina L, 1-6
 28 East Carolina W, 4-2

March
 1 William & Mary W, 16-8
 4 Monmouth W, 4-2
 5 Monmouth W, 11-10 (11)
 6 Monmouth L, 4-6
 8 Wagner W, 6-2
 9 Wagner W, 20-7
 11 at Duke (13)* W, 6-0
 12 at Duke (13)* W, 7-6
 13 at Duke (13)* L, 0-3
 15 Towson W, 4-3
 16 Towson W, 10-8
 18 Wake Forest* W, 4-0
 Wake Forest* W, 6-4
 19 Wake Forest* L, 8-9
 22 James Madison W, 15-6
 25 at Louisville* W, 6-3
 26 at Louisville* L, 4-11
 27 at Louisville* L, 0-15
 30 Old Dominion L, 4-5

April
 1 NC State* L, 7-8

2 NC State* W, 5-3
 3 NC State* L, 2-5
 5 at VCU L, 5-7
 6 George Wash. W, 15-3
 8 at Boston College* W, 3-0
 9 at Boston College* L, 2-3
 10 at Boston College* L, 4-5 (13)
 13 Longwood W, 9-4
 15 North Carolina* W, 7-4
 16 North Carolina* L, 1-8
 17 North Carolina* W, 15-9
 19 Radford W, 11-3
 20 VCU L, 5-11
 22 at Miami* W, 6-5
 23 at Miami* L, 2-9
 24 at Miami* W, 7-3
 26 at Old Dominion W, 8-4
 30 at Pittsburgh* W, 5-1
 at Pittsburgh* W, 7-6

May
 1 at Pittsburgh* W, 9-1
 3 at Liberty W, 7-3
 13 Georgia Tech* W, 6-3
 14 Georgia Tech* W, 9-4
 15 Georgia Tech* L, 4-5
 19 Virginia Tech* W, 8-3
 20 Virginia Tech* W, 7-6
 21 Virginia Tech* W, 4-1
 26 vs. Clemson (13)# L, 4-5
 27 vs. Wake (13)# L, 9-10
 28 vs. Louisville (13)# W, 7-2

June
 3 William & Mary+ W, 17-4
 4 East Carolina+ L, 6-8
 5 William & Mary+ L, 4-5

2017 (43-16) NCAA TOURNAMENT COACH: Brian O'Connor

February
 17 vs. Liberty (34) W, 10-2
 18 at The Citadel W, 10-6
 19 vs. Kansas (34) W, 9-6
 21 VMI W, 9-7
 24 Rutgers W, 7-3
 25 Rutgers W, 12-4
 26 Rutgers W, 18-2
 28 William & Mary W, 11-3

March
 3 Niagara W, 5-3
 4 La Salle W, 12-3
 4 Niagara L, 5-8
 5 La Salle W, 18-3
 7 at G. Washington W, 7-1
 10 at North Carolina* L, 4-9
 11 at North Carolina* W, 2-1
 11 at North Carolina* L, 2-12
 13 Monmouth W, 10-0
 17 at Clemson* W, 2-0
 18 at Clemson* L, 6-7
 19 at Clemson* L, 1-12
 21 Towson W, 3-2
 22 Towson W, 8-4
 24 Duke* L, 3-19
 25 Duke* W, 13-6
 26 Duke* W, 13-6
 29 at VCU W, 4-2
 31 Louisville* L, 2-5

April
 1 Louisville* W, 11-2
 2 Louisville* L, 3-4
 4 Old Dominion W, 18-5
 5 G. Washington W, 11-1
 7 Pittsburgh* W, 12-1
 8 Pittsburgh* W, 5-2
 9 Pittsburgh* W, 4-3
 11 VCU W, 9-4
 13 at Virginia Tech* W, 10-9
 14 at Virginia Tech* W, 3-2 (10)
 15 at Virginia Tech* L, 5-7
 18 Longwood W, 13-2
 19 James Madison W, 7-2
 21 Notre Dame* W, 14-4
 21 Notre Dame* L, 2-8
 22 Notre Dame* W, 9-0
 28 at Florida State* L, 4-6
 29 at Florida State* W, 8-0
 30 at Florida State* W, 7-5

May
 2 Liberty W, 8-7
 13 Miami* L, 1-5
 13 Miami* W, 13-6
 14 Miami* W, 7-4
 16 Richmond W, 8-3
 18 at Georgia Tech* L, 7-14
 19 at Georgia Tech* W, 16-3

20 at Georgia Tech* W, 10-9
 25 vs. Duke (38)# L, 3-4
 26 vs. Clemson (38)# W, 10-2

June
 3 vs. Dallas Bapt (39)+ W, 6-3
 4 at TCU+ L, 1-5
 5 vs. Dallas Bapt (39)+ L, 8-11

KEY
 1 - Norfolk, Va.
 2 - Washington, D.C.
 3 - Annapolis, Md.
 4 - Greensboro, N.C.
 5 - Richmond, Va.
 6 - Gastonia, N.C.
 7 - Front Royal, Va.
 8 - Statesboro, Ga.
 9 - East Carolina University
 10 - Chapel Hill, N.C.
 11 - Rollins College, Orlando, Fla.
 12 - Madison, Va.
 13 - Durham, N.C.
 14 - Greenville, S.C.
 15 - Clemson, S.C.
 16 - Auburn, Ala.
 17 - Jacksonville, Fla.
 18 - Lynchburg, Va.
 19 - Pulaski, Va.
 20 - Florida A&M, Tallahassee, Fla.
 21 - Prince William, Va.
 22 - Salem, Va.
 23 - Tuscaloosa, Ala.
 24 - Fort Mill, S.C.
 25 - St. Petersburg, Fla.
 26 - Corvallis, Ore.
 27 - Atlanta, Ga.
 28 - Coral Gables, Fla.
 29 - Fullerton, Calif.
 30 - Irvine, Calif.
 31 - Oxford, Miss.
 32 - Omaha, Neb.
 33 - Wilmington, N.C.
 34 - Charleston, S.C.
 35 - Myrtle Beach, S.C.
 36 - Cary, N.C.
 37 - Lake Elsinore, Calif.
 38 - Louisville, Ky.
 39 - Fort Worth, Texas

* ACC Game
 # ACC Tournament
 + NCAA Regional
 ^ NCAA Super Regional
 ! College World Series

GAME-BY-GAME SERIES HISTORY VS ACC, 2018 OPPONENTS

BOSTON COLLEGE (19-5)

4/14/2006 H W 8-3
 4/15/2006 H W 5-4
 4/16/2006 H W 5-0
 5/17/2007 A W 5-4 (10)
 5/18/2007 A W 11-3
 3/21/2008 H W 7-3
 3/22/2008 H W 5-4 (10)
 3/23/2008 H W 8-6
 4/17/2009 A W 8-3
 4/18/2009 A L 6-9
 4/19/2009 A W 2-0
 3/19/2010 H W 7-1
 3/20/2010 H W 4-3
 3/21/2010 H W 11-1
 4/29/2011 A W 17-0
 4/30/2011 A L 4-5 (11)
 5/1/2011 A W 4-0
 2/17/2012 vs. L 3-5
 3/14/2014 H W 8-3
 3/15/2014 H W 3-2 (12)
 3/15/2014 H W 2-1
 4/8/2016 A W 3-0
 4/9/2016 A L 2-3
 4/10/2016 A L 4-5 (13)

CLEMSON (55-106)

4/7/1955 L 2-3
 4/8/1955 L 9-11
 3/30/1956 W 7-3
 3/31/1956 W 9-6
 3/29/1957 W 6-2
 5/11/1957 W 8-3
 4/4/1958 L 1-10
 4/14/1958 L 4-10
 3/27/1959 L 1-13
 4/15/1959 W 4-3
 4/8/1960 L 5-15
 4/19/1960 L 2-6
 4/1/1961 L 9-23
 4/22/1961 L 6-10
 4/16/1962 L 2-11 (7)
 4/16/1962 W 7-5
 4/12/1963 W 5-4
 4/13/1963 L 4-9
 3/27/1964 L 1-9
 3/28/1964 L 9-11
 4/19/1965 L 2-5
 4/20/1965 W 1-0
 4/11/1966 L 4-8
 4/12/1966 L 3-18
 5/10/1967 W 7-2
 5/11/1967 W 2-0
 3/29/1968 L 4-6
 4/11/1969 A L 5-12
 4/11/1969 A L 3-9
 5/16/1969 H W 2-0
 4/19/1970 H L 3-5 (7)
 4/19/1970 H W 3-1 (7)
 5/8/1970 A L 2-6
 5/6/1971 A W 16-5
 5/7/1971 A L 2-7
 5/6/1972 H W 4-3
 5/6/1972 H W 5-2
 5/7/1972 H W 5-2
 4/6/1973 A W 6-4
 4/15/1973 H L 3-11
 4/20-22/73* H L 1-3
 4/19/1974 A L 2-3 (16)
 4/19/1974 A W 4-1
 4/26/1974 # H W 3-2
 4/28/1974 # H L 6-9
 4/4/1975 A L 2-4
 4/18/1975 H L 3-6
 4/16/1976 A L 0-9
 4/17/1976 A L 0-9
 4/16/1977 H L 3-8
 4/17/1977 H L 4-26
 3/16/1978 A L 4-14
 3/17/1978 A L 3-4
 4/25/1979 H L 4-10
 4/17/1980 A L 1-3
 4/18/1980 A L 5-6
 4/18/1981 H L 7-11
 4/19/1981 H L 5-11
 4/17/1982 A L 1-9
 4/18/1982 A L 6-17
 4/22/1982 A W 6-4

4/14/1983 H L 1-8
 4/20/1983 # (10) L 5-12
 3/15/1984 A L 2-6
 3/16/1984 A L 2-7
 4/19/1984 # (13) L 6-7
 3/28/1985 H W 19-1
 4/20/1985 # (27) L 8-10
 3/12/1986 A L 4-15
 3/13/1987 A L 4-6
 3/14/1987 A L 2-9
 4/13/1987 H L 4-11
 3/12/1988 A L 6-9
 5/2/1988 H L 3-8
 5/3/1988 H L 0-6
 3/11/1989 A L 4-10
 3/12/1989 A L 2-8
 4/14/1989 H L 0-8
 5/13/1990 # (14) L 3-7
 3/15/1991 A L 2-5
 3/16/1991 A L 1-15
 3/17/1991 A L 8-12
 5/14/1991 # (14) L 4-7 (11)
 3/20/1992 H L 6-8
 3/21/1992 H L 3-5
 3/22/1992 H L 2-8
 5/9/1992 # (14) L 2-3 (10)
 3/12/1993 A L 1-15
 4/1/1994 H L 2-3
 4/2/1994 H L 6-11
 4/3/1994 H L 4-11
 4/7/1995 A L 4-5
 4/8/1995 A L 0-9
 4/9/1995 A L 2-5
 3/29/1996 H L 1-8
 3/30/1996 H W 2-3
 3/31/1996 H L 3-9
 5/17/1996 # (13) W 4-2
 3/14/1997 A L 2-3
 3/15/1997 A L 1-6
 3/16/1997 A L 3-7
 4/3/1998 H L 7-9
 4/4/1998 H W 7-6
 4/5/1998 H L 6-15
 5/1/1999 A W 9-3
 5/1/1999 A L 4-5 (11)
 5/2/1999 A L 5-12
 5/13/2000 H L 7-9
 5/13/2000 H W 11-0
 5/14/2000 H L 9-20
 5/17/2000# (24) L 5-9
 5/20/2000# (24) L 5-12
 5/12/2001 A L 1-8
 5/12/2001 A L 1-17
 5/13/2001 A L 4-5
 5/16/2001 # (24) W 7-3
 5/11/2002 H L 4-15
 5/12/2002 H L 2-15
 5/13/2002 H L 3-5
 4/4/2003 A L 4-9
 4/5/2003 A W 4-1
 4/6/2003 A L 2-9
 4/9/2004 H W 5-1
 4/10/2004 H W 4-3
 4/10/2004 H W 3-1
 4/15/2005 A L 4-13
 4/16/2005 A L 2-3
 4/17/2005 A W 9-2
 5/25/2005 # (17) W 8-1
 5/28/2005 # (17) W 5-4
 3/17/2006 H W 2-1
 3/18/2006 H W 10-2
 3/19/2006 H W 7-4
 4/20/2007 A W 5-3
 4/21/2007 A W 3-0
 4/22/2007 A L 1-2
 5/21/2009 vs. W 6-5
 3/26/2010 H W 4-3
 3/27/2010 H L 5-8
 3/27/2010 H W 3-1
 3/11/2011 A W 5-0
 3/12/2011 A W 8-7
 3/13/2011 A W 7-6
 3/23/2012 H W 6-3
 3/24/2012 H W 5-1
 3/25/2012 H W 5-3
 5/24/2012 vs. W 3-2
 3/15/2013 A W 6-5 (11)
 3/16/2013 A L 6-7

3/17/2013 A W 8-5
 4/11/2014 H W 3-2
 4/12/2014 H L 1-7
 4/13/2014 H W 1-0
 5/26/2016# (13) L 4-5
 3/17/2017 A W 2-0
 3/18/2017 A L 6-7
 3/19/2017 A L 1-12
 5/26/2017# (13) W 10-2

DAVIDSON (13-5)

1903 W 8-1
 4/18/1905 W 4-3
 4/22/1907 W 12-1
 4/25/1908 W 4-0
 4/28/1909 W 8-0
 1910 W 12-4
 1913 W 13-1
 1919 L 0-7
 1923 W 14-6
 1929 L 2-5
 1939 W 8-6
 3/21/1966 L 1-7
 3/22/1966 L 4-7
 3/21/1967 W 8-3
 3/25/1969 A W 4-2
 3/30/1971 A W 7-3
 4/5/1973 A W 12-4
 3/15/1992 A L 2-5

DUKE (100-58-1)

1926 W 8-2
 1928 L 0-11
 1929 L 2-12
 1930 L 8-15
 1947 W 3-2
 5/7/1955 L 12-16
 4/14/1956 L 2-8
 5/8/1956 L 0-10
 4/20/1957 L 1-2
 5/4/1957 L 1-8
 4/8/1958 L 4-5
 4/24/1959 W 8-3
 5/16/1959 L 6-14
 4/15/1960 T 7-7
 5/10/1960 L 1-5 (8)
 5/10/1960 L 0-6 (7)
 4/15/1961 L 2-9
 5/19/1961 L 1-5
 4/28/1962 L 2-9
 5/10/1962 W 11-9
 4/20/1963 L 5-7
 5/11/1963 L 6-8
 4/18/1964 W 5-0
 5/8/1964 W 2-1
 4/9/1965 W 3-1
 4/30/1965 W 8-3
 4/16/1966 L 1-3 (11)
 4/29/1966 L 0-4
 4/8/1967 W 6-4
 4/21/1967 W 10-3
 4/12/1968 L 1-6
 4/12/1968 L 3-6
 5/3/1968 W 6-2
 4/17/1969 A W 8-1
 4/17/1969 A L 0-1
 5/2/1969 H W 6-1
 4/10/1970 A L 5-8
 5/2/1970 H W 6-1 (7)
 5/2/1970 H W 5-1 (7)
 4/9/1971 A W 3-0
 5/2/1971 A W 3-0
 4/15/1972 H L 2-4
 4/30/1972 A W 4-3
 4/14/1973 H W 8-0
 4/14/1973 H W 6-3
 4/7/1974 H W 12-1
 4/20/1974 A W 2-1
 4/6/1975 A W 7-3
 4/19/1975 H W 13-9
 4/4/1976 H W 4-3 (11)
 4/5/1976 H W 6-3
 4/7/1978 H W 6-5
 4/9/1978 A L 5-6
 3/31/1979 A L 8-9
 3/31/1979 A W 5-2
 4/6/1980 H W 7-5
 3/22/1981 A L 5-6

4/11/1981 H W 9-5
 4/21/1981 (10) L 3-4
 3/31/1984 H W 5-3
 4/7/1984 A W 5-3
 4/6/1985 A W 19-8
 4/14/1985 H W 8-2
 4/12/1986 H W 11-8
 5/14/1987 # (15) L 0-5
 4/2/1988 H W 9-5 (7)
 4/2/1988 H W 2-1 (8)
 4/24/1988 A W 21-15
 5/12/1988 # (14) W 7-1
 3/25/1989 A W 7-0
 3/25/1989 A W 4-3
 4/23/1989 H W 7-4
 4/1/1990 A L 4-7
 4/1/1990 A W 9-8
 3/30/1991 H W 5-4
 3/31/1991 H W 5-4 (7)
 3/31/1991 H W 10-7 (7)
 3/27/1992 A W 4-2 (10)
 3/28/1992 A L 3-8
 3/29/1992 A L 1-3
 5/10/1992 # (14) L 9-12
 4/29/1993 H W 1-0
 4/30/1993 H L 3-4
 5/1/1993 H W 5-1
 4/22/1994 A L 1-6
 4/23/1994 A L 8-10
 3/24/1994 A L 12-13
 4/27/1995 H W 8-7
 4/28/1995 H W 5-1
 4/29/1995 H W 4-3
 4/5/1996 A W 3-2
 4/6/1996 A L 3-5
 4/7/1996 A L 0-3 (7)
 4/25/1997 H L 1-4
 4/26/1997 H W 3-0
 5/15/1997 # (25) L 3-16
 3/13/1998 A L 2-14
 3/14/1998 A L 10-13
 3/15/1998 A L 6-9
 3/19/1999 H W 15-5
 3/20/1999 H W 15-3
 4/7/2000 A W 10-4
 4/8/2000 A W 12-3
 4/9/2000 A L 1-10
 3/16/2001 H W 4-3
 3/17/2001 H L 11-12
 3/18/2001 H W 14-5
 3/22/2002 A W 6-4 (10)
 3/23/2002 A W 8-3
 3/24/2002 A W 9-5
 3/21/2003 H W 13-1
 3/22/2003 H W 9-2
 3/23/2003 H W 6-0
 4/2/2004 A W 8-1
 4/3/2004 A W 6-5
 4/4/2004 A W 3-1
 5/26/2004# (22) L 4-6
 5/19/2005 H W 7-1
 5/20/2005 H W 7-2
 5/21/2005 H W 10-4
 4/7/2006 A L 3-4
 4/8/2006 A W 7-3
 4/9/2006 A W 6-4
 4/6/2007 H W 4-0
 4/7/2007 H L 9-13
 4/8/2007 H W 8-1
 3/14/2008 A L 8-9
 3/15/2008 A W 10-1
 3/16/2008 A L 1-4
 5/8/2009 H L 4-11
 5/9/2009 H W 10-9
 5/10/2009 H W 12-1
 5/23/2009 A W 11-7
 4/30/2010 A W 12-3
 5/1/2010 A W 11-1
 5/2/2010 A W 10-6
 4/15/2011 H W 10-0
 4/17/2011 H W 3-2 (11)
 4/17/2011 H W 18-4
 4/20/2012 A L 3-6
 4/21/2012 A W 12-3
 4/21/2012 A W 10-3
 5/10/2013 H W 6-5
 5/11/2013 H W 17-8

5/12/2013 H W 14-6
 3/8/2014 A W 3-2
 3/8/2014 A L 2-3
 3/9/2014 A W 2-1
 5/8/2015 H W 3-1
 5/9/2015 H L 7-9
 5/10/2015 H W 4-2
 3/11/2016 A W 6-0
 3/12/2016 A W 7-6
 3/13/2016 A L 0-3
 3/24/2017 H L 3-19
 3/25/2017 H W 13-6
 3/26/2017 H W 13-6
 5/25/2017# (13) L 3-4

FLORIDA STATE (29-54)

4/4/1972 A L 6-8
 4/5/1972 A L 7-14
 3/24/1992 H L 3-4
 3/25/1992 H L 7-13
 3/16/1993 A L 5-10
 3/17/1993 A L 0-11
 3/18/1993 A L 1-8
 5/17/1993 # (14) L 2-11
 5/13/1994 H W 1-0
 5/14/1994 H L 6-8
 5/15/1994 H L 1-13
 3/13/1995 A L 7-12
 3/14/1995 A W 2-1
 5/17/1995 # (14) L 0-6
 5/10/1996 H L 0-6
 5/11/1996 H W 9-7
 5/12/1996 H L 3-6
 5/16/1996 # (13) W 3-2
 5/18/1996 # (13) L 2-8
 5/29/1996 # (13) W 12-1
 3/7/1997 A L 2-8
 3/8/1997 A W 6-4
 3/9/1997 A L 2-20
 5/9/1998 H L 4-5
 5/9/1998 H L 2-11
 5/10/1998 H L 6-9
 5/13/1998 # (13) L 1-4
 3/12/1999 A L 3-10
 3/13/1999 A L 1-2
 3/14/1999 A L 3-11
 4/1/2000 H L 6-9
 4/2/2000 H W 2-1
 4/2/2000 H L 4-10
 3/10/2001 A L 2-9
 3/10/2001 A L 1-16
 3/11/2001 A L 1-2
 3/15/2002 H W 11-10
 3/16/2002 H L 3-8
 3/16/2002 H L 4-14
 3/14/2003 A L 1-9
 3/15/2003 A L 0-4
 3/16/2003 A L 4-5 (12)
 5/24/2003# (22) L 0-2
 5/7/2004 H L 0-8
 5/8/2004 H W 15-2
 5/9/2004 H L 1-4
 4/29/2005 A L 1-8
 5/1/2005 A W 6-2
 5/1/2005 A L 2-7
 5/24/2006# (17) W 6-2
 5/26/2006# (17) L 0-11 (7)
 4/4/2008 A L 3-10
 4/6/2008 A L 2-3 (10)
 5/23/2008# (17) W 5-3
 3/13/2009 H W 15-2
 5/24/2009# (13) W 6-3
 3/12/2010 A W 5-0
 3/13/2010 A W 9-8
 3/14/2010 A L 8-0
 3/27/2010 # (4) L 4-11
 3/18/2011 H W 4-3 (11)
 3/19/2011 H W 5-4 (11)
 3/20/2011 H L 11-12 (10)
 5/29/2011 (13) W 7-2
 3/17/2012 A L 3-12
 3/18/2012 A L 3-4
 3/19/2012 A L 5-7
 5/26/2012 (4) W 7-0
 4/20/2013 H W 9-2
 4/20/2013 H W 2-0
 4/21/2013 H W 5-2

GAME-BY-GAME SERIES HISTORY VS ACC, 2018 OPPONENTS

5/25/2013 (13) W 7-4 (12)
 4/25/2014 A W 5-3
 4/26/2014 A L 0-7
 4/27/2014 A W 4-3
 5/24/2014 # (4) L 4-6
 3/20/2015 H W 8-4
 3/21/2015 H L 10-12
 3/22/2015 H L 1-13
 4/28/2017 A L 4-6
 4/29/2017 A W 8-0
 4/30/2017 A W 7-5

GEORGE WASHINGTON (25-13)

4/15/1902 H W 7-5
 4/25/1902 A L 4-6
 4/19/1905 H W 22-1
 5/9/1906 H L 2-3
 4/16/1907 H W 8-1
 1941 L 2-8
 1942 L 5-6
 1947 W 16-6
 1947 W 9-7
 4/17/1948 A L 5-6
 1950 W 8-1
 1950 L 0-2
 1951 W 23-7
 1952 L 7-14
 1952 L 5-12
 4/14/1953 L 7-8
 4/4/1953 W 5-1
 4/23/1954 W 10-7
 5/5/1954 L 1-5
 3/29/1969 A W 16-14
 3/23/1984 H W 16-15
 3/27/1986 H L 10-11
 2/28/1988 (9) L 6-12 (7)
 4/30/1996 A W 3-0
 2/28/2006 H W 11-5
 2/17/2007 H W 11-0
 2/18/2011 H W 11-1
 2/19/2011 H W 15-2
 3/26/2008 H L 5-17
 3/4/2009 H W 17-4
 2/24/2010 H W 5-2
 3/29/2011 H W 2-0
 4/11/2012 H W 16-4
 2/27/2013 H W 11-0
 4/2/2014 H W 10-0
 4/6/2016 H W 15-3
 3/7/2017 H W 7-1

GEORGIA TECH (55-72-2)

4/28/1924 H W 8-4
 4/29/1924 H L 1-3
 5/6/1924 A W 7-4
 4/30/1926 H W 7-6
 4/2/1926 H L 6-7
 4/2/1973 A W 6-4
 4/3/1973 A T 11-11
 3/4/1974 A W 14-6
 3/5/1974 A L 2-4
 3/7/1974 A L 3-8
 3/6/1976 A W 9-7
 3/7/1976 A L 2-3
 4/19/1980 A W 5-4
 4/20/1980 A W 10-8
 4/16/1981 H W 11-1
 4/17/1981 H W 10-8
 4/22/1981 # (10) L 2-5
 4/16/1982 A L 4-6 (7)
 4/16/1982 A L 2-12 (7)
 3/22/1983 H L 8-19
 3/23/1983 H W 15-2
 4/21/1983 # (10) W 8-1
 3/9/1984 A L 2-7
 3/10/1984 A W 13-1
 3/30/1985 H L 4-8
 3/31/1985 H W 9-4
 3/8/1986 A L 7-9
 3/9/1986 A L 4-18
 3/12/1987 A L 2-18
 3/28/1987 H W 3-2
 3/29/1987 H W 19-3
 3/19/1988 A L 10-11 (10)
 3/20/1988 A W 12-9

3/27/1988 H L 2-13
 5/14/1988 # (14) L 4-5
 3/10/1989 A L 0-18
 4/16/1989 H L 2-3
 4/16/1989 H L 2-6
 5/13/1989 # (14) L 0-3
 3/9/1990 A L 6-17
 3/10/1990 A L 4-9
 3/11/1990 A L 6-13
 3/25/1991 H W 6-5
 3/26/1991 H L 1-11
 3/27/1991 H L 0-13
 5/13/1991 # (14) L 3-9
 3/13/1992 A L 3-4 (7)
 3/13/1992 A L 4-10 (7)
 3/14/1992 A L 4-5 (10)
 3/26/1993 H L 3-6 (10)
 3/28/1993 H W 3-2 (7)
 3/28/1993 H L 5-7 (7)
 3/11/1994 A L 1-4
 3/1/1994 A L 2-6
 3/13/1994 A L 6-7
 4/21/1995 H W 2-1
 4/22/1995 H L 13-18
 4/23/1995 H W 4-1
 5/18/1995 # (14) L 2-3
 3/16/1996 A L 6-7
 3/16/1996 A L 4-5
 3/17/1996 A L 5-13
 5/18/1996 # (13) W 8-4
 4/13/1997 H L 2-8
 4/13/1997 H L 2-4 (7)
 4/13/1997 H W 10-8 (7)
 3/6/1998 A L 3-5
 3/7/1998 A L 4-27
 4/2/1999 H W 7-6 (14)
 4/3/1999 H L 6-7
 4/4/1999 H W 6-5
 4/14/2000 A L 4-8
 4/15/2000 A L 1-5
 4/16/2000 A L 6-12
 3/30/2001 H W 3-1
 3/31/2001 H L 3-10
 4/1/2001 H L 9-13
 4/26/2002 A W 5-1
 4/27/2002 A L 2-3 (12)
 4/28/2002 A L 3-9
 5/9/2003 H L 0-7
 5/10/2003 H L 2-5
 5/11/2003 H L 0-1
 3/12/2004 A W 4-3
 3/13/2004 A W 2-1
 3/14/2004 A W 8-5 (10)
 4/22/2005 H W 4-2
 4/23/2005 H W 9-2
 4/24/2005 H W 2-1
 5/29/2005 # (17) L 3-4
 3/10/2006 A L 2-8
 3/11/2006 A L 6-7
 3/12/2006 A W 6-3
 4/13/2007 H L 1-2 (11)
 4/14/2007 H W 7-6
 5/24/2007 # (17) W 4-1
 5/15/2008 H W 4-2
 5/16/2008 H L 8-14
 5/17/2008 H L 7-9
 4/11/2009 A L 6-7
 4/11/2009 A W 11-10
 4/12/2009 A T 4-4
 4/9/2010 H W 7-4
 4/10/2010 H L 7-9
 4/11/2010 H W 9-1
 4/8/2011 A W 6-2
 4/9/2011 A W 12-9
 4/10/2011 A L 8-10
 5/11/2012 H W 6-5
 5/12/2012 H W 4-2
 5/13/2012 H L 5-4 (10)
 5/25/2012 # (4) L 17-5 (7)
 4/12/2013 A L 1-2
 4/13/2013 A W 7-2
 4/14/2013 A L 2-3 (6)
 5/23/2013 # (13) W 8-2
 5/9/2014 H W 4-3
 5/10/2014 H W 4-3 (10)
 5/11/2014 H W 3-1

4/10/2015 A W 14-4
 4/11/2015 A L 4-11
 4/12/2015 A L 3-4
 5/19/2015 # (4) W 11-0 (7)
 5/13/2016 H W 6-3
 5/14/2016 H W 9-4
 5/15/2016 H L 4-5
 5/18/2017 A L 7-14
 5/19/2017 A W 16-3
 5/20/2017 A W 10-9

JAMES MADISON (42-25-1)

3/24/1976 H L 8-9
 4/9/1976 A W 8-5
 3/21/1977 H L 4-9
 4/13/1978 H L 6-8
 3/26/1979 H W 14-6
 3/27/1980 A W 5-3
 3/28/1980 A W 4-2
 4/27/1981 H L 1-3
 4/30/1981 A L 1-3
 4/9/1982 A L 5-13
 4/28/1982 H L 3-14
 3/29/1983 A L 0-3 (7)
 3/29/1983 A W 11-6 (7)
 4/25/1984 H L 3-5
 4/25/1984 H W 11-1
 4/8/1985 H L 9-18
 4/25/1985 A W 9-6 (10)
 3/4/1986 H W 3-2
 4/8/1986 A L 5-9
 3/25/1987 A L 1-5 (8)
 3/30/1988 H W 16-3
 4/13/1988 A L 10-13
 4/5/1989 A W 7-6 (10)
 4/18/1989 H L 6-7
 3/27/1990 H W 13-12
 4/4/1990 A W 16-14 (11)
 3/20/1991 H W 4-2
 4/16/1991 A L 1-4
 4/14/1992 H W 6-3
 3/3/1993 H L 1-2
 4/27/1993 A L 4-6
 3/16/1994 A W 4-2
 4/27/1994 H W 8-1
 3/1/1995 H W 5-2
 3/27/1996 A W 3-2
 4/9/1996 H W 5-3 (10)
 4/2/1997 A W 12-8
 4/16/1997 H L 9-11 (12)
 3/24/1998 A W 11-3
 4/20/1998 H W 8-7
 5/15/1999 A W 13-2
 5/16/1999 H W 5-4
 3/8/2000 A L 6-14
 4/24/2000 H L 1-3
 4/17/2001 H L 3-4
 4/24/2001 A L 6-7 (10)
 4/1/2002 H L 2-3 (10)
 4/2/2002 A L 4-13
 3/4/2003 H W 3-2
 3/25/2003 H W 13-3
 3/26/2003 A W 5-4
 2/24/2004 H W 10-1
 3/9/2005 H W 13-2
 5/17/2005 A W 10-2
 3/6/2007 A W 6-5
 4/25/2007 H L 6-7 (14)
 3/17/2010 A W 6-3
 4/6/2010 H W 9-4
 3/16/2011 H W 7-3
 2/18/2012 (41) T 4-4
 3/6/2012 A W 14-6
 4/4/2012 H W 15-5
 4/24/2013 H W 16-8
 3/11/2014 H W 13-2
 4/8/2014 A W 9-3
 4/8/2015 H W 14-1
 3/22/2016 H W 15-6
 4/19/2017 H W 7-2

LIBERTY (37-20-1)

3/16/1976 H W 16-6
 3/30/1977 A L 2-3
 4/6/1978 H W 5-1
 4/29/1981 A L 6-9
 5/5/1981 H L 4-10
 4/13/1982 H W 26-5
 5/4/1982 A L 10-12
 3/7/1984 H W 4-3
 4/1/1985 H L 14-16
 4/29/1985 A W 5-3
 3/24/1986 H L 5-9
 4/29/1986 A L 2-3
 3/2/1987 A L 3-5
 4/20/1987 H W 8-6
 4/21/1988 H W 11-2
 4/3/1989 A W 10-7
 4/21/1989 H W 15-3
 2/28/1990 H W 17-5
 4/30/1990 A L 0-4
 2/25/1991 H T 5-5 (7)
 4/18/1991 A L 2-6
 3/2/1992 A W 13-5
 3/19/1992 H L 5-6
 3/10/1993 A W 6-2
 3/31/1993 H W 4-2
 4/28/1994 H L 6-7 (10)
 5/3/1994 H W 4-1
 3/2/1995 H L 3-5
 5/1/1995 A W 13-1
 2/28/1996 H W 7-2
 3/6/1996 A L 4-5
 3/4/1997 H W 8-5
 3/10/1998 A W 11-8
 3/11/1998 H W 8-4
 3/23/1999 A L 4-5
 4/27/1999 H W 11-6
 2/23/2000 A L 5-6
 2/25/2000 H L 6-9 (8)
 3/1/2001 A W 13-10
 4/10/2001 H L 4-5 (11)
 3/5/2002 A L 7-9
 4/23/2002 H W 5-3
 2/24/2003 A W 15-5
 4/2/2003 H W 3-0
 5/18/2004 A W 6-4
 5/19/2004 H W 5-4
 4/5/2005 A W 10-2
 4/9/2008 H W 7-3
 4/28/2009 H W 5-2
 2/28/2012 H L 0-8
 3/13/2013 H W 7-2
 4/2/2013 A W 2-0
 5/7/2014 H W 8-2
 3/25/2015 A W 10-7
 4/22/2015 H W 5-2
 5/3/2016 A W 7-3
 2/17/2017 (36) W 10-2
 5/2/2017 H W 8-7

LONGWOOD (14-2)

3/17/1980 H W 10-8
 4/11/1980 A L 12-13
 4/20/1981 H W 11-5
 3/12/1982 A W 8-4
 4/19/1982 H W 13-11
 4/9/1984 H L 1-2
 4/2/1985 H W 3-2
 3/8/2005 H W 8-0
 4/20/2005 H W 5-1
 4/12/2006 H W 6-4
 3/28/2007 H W 4-3
 4/8/2008 H W 6-0
 3/26/2014 H W 8-1
 4/21/2015 H W 14-4
 4/13/2016 H W 9-4
 4/18/2017 H W 13-2

LOUISVILLE (3-7)

4/4/2015 H L 1-8
 4/5/2015 H L 4-11
 4/6/2015 H L 0-4
 3/25/2016 A W 6-3
 3/26/2016 A L 4-11
 3/27/2016 A L 0-15
 5/28/2016 # (13) W 7-2
 3/31/2017 H L 2-5
 4/1/2017 H W 11-2
 4/2/2017 H L 3-4

MIAMI (FLA.) (28-25)

5/25/1985 + (28) L 6-11
 3/27/2001 A W 5-0
 3/28/2001 A L 1-5
 3/29/2001 A L 6-12
 4/11/2003 H L 1-6
 4/12/2003 H L 4-10
 4/13/2003 H W 17-2 (7)
 4/23/2004 A L 0-8
 4/24/2004 A L 3-22
 4/25/2004 A W 4-3
 5/13/2005 H L 6-7
 5/14/2005 H L 0-1
 5/15/2005 H W 4-3
 4/21/2006 A W 8-2
 4/22/2006 A W 15-7
 4/23/2006 A L 8-9 (10)
 3/23/2007 H W 4-1
 3/24/2007 H W 3-0
 3/25/2007 H L 2-4
 3/25/2008 A L 0-1
 3/26/2008 A L 3-4 (10)
 3/27/2008 A L 0-10
 5/25/2008 # (17) L 4-8
 3/20/2009 H W 9-4
 3/21/2009 H L 3-4
 3/22/2009 H L 5-7 (8)
 5/20/2010 A L 4-5 (11)
 5/21/2010 A W 3-1
 5/22/2010 A W 7-4
 5/29/2010 # (4) W 12-8
 5/13/2011 H L 2-6
 5/14/2011 H W 3-2
 5/15/2011 H W 5-4
 5/27/2011 # (13) W 6-4
 4/28/2012 A W 7-3
 4/29/2012 A W 7-4
 4/30/2012 A W 7-4
 3/9/2013 H W 7-6
 3/9/2013 H W 5-0
 3/10/2013 H L 2-4
 3/22/2014 A L 1-7
 3/23/2014 A W 8-3 (11)
 3/24/2014 A W 5-3
 4/17/2015 H W 5-4
 4/18/2015 H W 5-2
 4/19/2015 H L 6-8
 5/20/2015 # (4) L 5-9
 4/22/2016 A W 6-5
 4/23/2016 A L 2-9
 4/24/2016 A W 7-3
 5/13/2017 H L 1-5
 5/13/2017 H W 13-6
 5/14/2017 H W 7-4

GAME-BY-GAME SERIES HISTORY VS ACC, 2018 OPPONENTS

NORTH CAROLINA (108-181-4)

5/1/1891 (5) W 6-1
 5/10/1892 (5) W 5-2
 5/11/1892 H L 4-7
 4/28/1893 (18) W 5-2
 5/4/1894 H L 2-4
 5/5/1894 H W 10-2
 5/181895 (4) L 7-0
 4/25/1896 (39) L 6-14
 3/27/1897 A W 7-6
 4/26/1897 H W 10-4
 4/20/1901 H W 9-2
 4/18/1902 A W 5-4 (10)
 4/19/1902 (34) L 7-9
 5/3/1902 H W 11-1
 4/29/1903 L 3-10
 4/30/1903 T 15-15
 5/9/1903 L 1-4
 4/23/1904 A W 9-2
 5/4/1905 A L 1-6
 5/5/1905 vs. L 2-3
 4/23/1906 (5) L 1-6
 4/24/1906 H W forfeit
 5/3/1906 A W 4-3
 4/15/1907 H W 5-1
 4/20/1907 (4) W 5-2
 4/6/1908 (4) L 1-2
 4/22/1908 H W 5-4
 4/19/1909 (4) W 3-1
 4/30/1909 H L 6-7
 4/8/1910 W 4-3
 4/9/1910 W 6-2
 4/22/1910 L 0-3
 1911 W 3-1
 1911 L 0-1
 1911 L 0-1
 1912 W 2-1
 1912 L 3-10
 1912 L 0-4
 1912 W 4-0
 1913 L 4-5
 1913 W 12-9
 1914 W 2-0
 1914 W 9-1
 1914 W 6-1
 1915 W 5-3
 1915 W 5-2
 1915 L 5-8
 1916 W 5-2
 1916 W 8-3
 1917 L 2-3
 1918 L 0-3
 1918 W 4-0
 1918 W 2-1
 1919 W 2-1
 1919 T 3-3
 1919 L 1-7
 1919 W 11-4
 1920 W 4-3
 1920 W 8-7
 1921 L 3-5
 1921 L 3-7
 1921 L 2-3
 1922 L 0-6
 1922 L 0-4
 1922 L 0-7
 1922 L 0-6
 1923 L 1-2
 1923 L 3-12
 1923 W 4-3
 1924 L 4-7
 1924 L 2-3
 1924 L 8-13
 1925 L 6-8
 1925 W 4-1
 1925 W 2-1
 1926 W 7-3
 1926 L 4-12
 1926 W 6-2
 1927 L 7-10
 1927 W 6-2
 1927 L 10-11
 4/14/1928 H L 4-6
 5/11/1928 W 5-3
 5/12/1928 (4) L 4-8

4/13/1929 H L 4-5
 5/10/1929 A L 4-6
 5/11/1929 (4) L 2-4
 4/12/1930 H L 5-8
 5/9/1930 (4) L 1-12
 4/11/1931 H L 1-6
 5/8/1931 A L 2-6
 5/9/1931 (4) L 4-15
 4/8/1932 H W 5-4
 5/6/1932 A L 3-4
 4/10/1934 H L 1-3
 5/4/1934 A L 3-16
 5/3/1935 (4) L 3-5
 5/4/1935 (4) W 4-0
 5/1/1936 A L 2-14
 4/30/1937 A T 7-7 (12)
 5/1/1937 A L 2-7
 1938 L 3-6
 1938 L 5-9
 4/15/1939 H W 10-5
 1939 L 4-15
 4/25/1940 H L 3-6
 5/4/1940 A L 5-9
 1941 L 7-8
 4/23/1942 H L 1-18
 5/2/1942 A L 2-5
 5/1/1943 (4) W 10-8
 4/11/1946 H L 5-6
 4/4/1947 A W 5-3
 5/8/1947 H L 5-6
 3/26/1948 A L 1-3
 5/6/1948 H W 4-0
 4/14/1949 A L 5-6
 5/7/1949 H T 6-6
 5/4/1950 H W 9-4
 3/22/1951 A W 5-4
 3/22/1952 A L 0-5
 4/18/1953 H L 5-8
 3/24/1954 A L 0-2
 4/29/1955 H L 2-7
 4/13/1956 A L 1-15
 4/9/1957 H L 1-6
 4/10/1957 A L 4-5
 5/3/1958 A L 1-7
 5/10/1958 H L 7-15
 5/2/1959 H L 3-15
 5/8/1959 A L 2-5
 4/25/1960 A L 0-13
 5/3/1960 A L 8-11
 5/6/1961 H W 4-2
 5/6/1961 H W 7-2
 4/21/1962 A W 2-1
 5/5/1962 H W 11-5
 4/27/1963 H W 5-2
 5/4/1963 A L 4-12
 4/25/1964 H L 0-1
 5/2/1964 A L 4-9
 5/8/1965 H W 5-2
 5/15/1965 A L 2-3
 4/23/1966 A L 2-3
 5/7/1966 H L 1-2
 4/14/1967 H L 1-7
 5/5/1967 A L 1-2 (10)
 4/6/1968 A L 2-3
 4/6/1968 A W 4-1
 5/10/1968 H L 0-6
 4/25/1969 H L 1-3
 4/25/1969 H L 1-6
 5/10/1969 A L 0-5
 3/3/1970 H L 1-7
 4/25/1970 A L 0-4 (7)
 4/25/1970 A W 6-1 (7)
 4/24/1971 A L 5-12
 4/27/1971 H W 5-4
 4/9/1972 A L 1-8
 3/24/1973 H L 5-6
 4/8/1973 A L 2-6
 4/21/1974 A L 0-5
 4/21/1974 A L 5-6
 4/5/1975 A L 1-5
 4/20/1975 H W 3-2
 4/24/1975 # A L 2-5
 4/3/1976 H L 0-19
 4/18/1976 A L 3-4
 4/22/1976 # (15) W 8-6
 4/15/1977 H W 8-3

4/15/1977 H L 4-7
 4/2/1978 H L 11-12
 4/8/1978 A W 8-4
 4/7/1979 A L 2-4
 4/22/1979 H W 3-2
 3/22/1980 H L 6-11
 3/28/1981 A W 9-8
 3/16/1982 A L 2-5
 4/10/1982 H W 9-8
 4/21/1982 # A W 6-3
 4/25/1982 # A L 2-3 (12)
 4/17/1983 A L 5-11 (7)
 4/17/1983 A L 0-8 (7)
 4/24/1983 # (10) L 4-5 (11)
 3/24/1984 A L 4-10
 4/14/1984 H L 1-5
 3/16/1985 H W 7-6
 3/24/1985 A L 5-6
 4/19/1985 # (27) W 10-3
 3/21/1986 H L 4-6
 3/29/1986 A L 14-15
 5/14/1986 # (13) L 4-5
 5/16/1986 # (13) L 7-9
 4/12/1987 A L 6-10
 4/19/1987 H L 1-4 (7)
 4/19/1987 H L 1-9 (7)
 3/15/1988 H L 9-14
 4/9/1988 A L 1-12 (7)
 4/9/1988 A W 13-5 (7)
 4/15/1988 A L 9-14
 5/11/1988 # (14) L 1-13
 4/1/1989 H L 3-4 (10)
 4/2/1989 H L 5-10
 4/9/1989 A L 4-5 (14)
 5/15/1990 # (14) L 3-7
 4/12/1991 A L 1-3
 4/13/1991 A L 4-6
 4/14/1991 A W 7-1
 5/13/1991 # (14) W 5-1
 4/10/1992 H L 5-7
 4/11/1992 H L 4-5
 4/12/1992 H W 13-3
 4/9/1993 A L 4-9
 4/10/1993 A L 1-4
 4/11/1993 A L 2-9
 4/8/1994 H L 1-2
 4/9/1994 H L 1-2
 4/10/1994 H L 6-8
 3/17/1995 A L 0-5
 3/18/1995 H L 11-12 (10)
 3/19/1995 A L 5-6
 3/23/1996 H W 15-0
 3/24/1996 H L 4-5
 3/25/1996 H W 9-7
 4/18/1997 A L 4-6
 4/19/1997 A W 13-2
 4/20/1997 A L 9-11 (12)
 3/27/1998 H L 5-6
 3/28/1998 H W 18-5
 3/29/1998 H W 12-7
 4/16/1999 A L 9-10
 4/17/1999 A L 2-3
 4/18/1999 A L 5-6
 4/21/2000 H W 6-5
 4/22/2000 H L 4-5
 4/23/2000 H W 10-6
 4/13/2001 A L 6-10
 4/14/2001 A L 6-7
 4/15/2001 A W 5-2
 3/29/2002 H L 4-15
 3/30/2002 H L 0-5
 3/31/2002 H W 8-3
 5/22/2002 # (22) L 10-11
 5/16/2003 A W 6-4
 5/16/2003 A L 3-4 (10)
 5/17/2003 A W 7-5 (10)
 3/19/2004 H L 3-5 (11)
 3/20/2004 H L 4-8
 3/21/2004 H W 6-2
 4/1/2005 A L 7-8 (14)
 4/2/2005 A L 5-10
 4/3/2005 A L 2-3 (11)
 5/12/2006 H W 4-1
 4/13/2006 H L 0-5
 5/14/2006 H W 9-2
 3/17/2007 A W 7-2 (11)

3/18/2007 A W 9-6
 3/18/2007 A L 4-9
 5/26/2007 (17) L 0-5
 5/9/2008 H L 3-9
 5/10/2008 H L 2-5
 5/11/2008 H W 5-4 (6)
 5/21/2008 (17) W 8-7 (11)
 3/27/2009 A L 3-4
 3/28/2009 A W 5-2
 3/29/2009 A L 5-6
 5/22/2009 (13) W 11-1 (8)
 5/15/2010 H W 3-2
 5/15/2010 H W 5-1
 5/16/2010 H W 5-3
 5/19/2010 A L 0-6
 5/20/2011 A L 1-2
 5/21/2011 A L 2-3
 5/28/2011 (13) W 3-2
 4/13/2012 H L 1-2 (10)
 4/14/2012 H L 2-6
 4/15/2012 H L 3-5
 5/16/2013 A W 10-4
 5/17/2013 A L 5-8
 5/18/2013 A W 8-7 (11)
 4/18/2014 H W 3-2
 4/19/2014 H W 3-1
 4/20/2014 H L 2-4
 5/23/2014 # (4) W 3-2
 5/14/2015 A W 2-1 (10)
 5/15/2015 A W 6-2
 5/16/2015 A W 8-2
 4/15/2016 H W 7-4
 4/16/2016 H L 1-8
 4/17/2016 H W 15-9
 3/10/2017 A L 4-9
 3/11/2017 A W 2-1
 3/11/2017 A L 2-12

NC STATE (77-119-1)

1903 W 4-0
 4/21/1904 A W 11-3
 4/25/1906 W 12-0
 5/5/1906 A L 4-5
 1914 W 2-0
 1914 W 9-1
 1914 W 6-1
 1915 W 5-2
 1915 L 5-8
 1925 L 6-8
 1925 L 2-3
 1928 W 3-2
 1928 L 4-6
 1929 W 7-2
 1930 L 3-4
 1930 L 5-10
 1931 W 6-1
 1933 L 1-4
 1934 W 7-6
 4/19/1955 L 2-13
 5/6/1955 L 3-5
 4/20/1956 L 2-6
 5/17/1956 L 8-27
 4/18/1957 L 3-4
 4/29/1957 W 19-6
 4/7/1958 L 5-8
 4/21/1958 W 3-2
 4/25/1959 W 4-3 (7)
 4/25/1959 W 11-4 (7)
 4/23/1960 L 4-15
 5/2/1960 L 6-13
 5/5/1961 L 3-10
 5/12/1961 L 2-4
 4/20/1962 L 9-10
 5/4/1962 L 6-14
 4/26/1963 W 15-7
 3/25/1963 W 9-8 (10)
 4/24/1964 W 2-1
 5/1/1964 L 3-5
 5/13/1965 L 3-6
 5/14/1965 L 4-10
 4/22/1966 W 4-0
 5/6/1966 L 0-2
 4/15/1967 W 4-3
 5/5/1967 L 3-5
 5/11/1968 L 1-4
 5/11/1968 L 1-6

4/26/1969 H L 3-11
 5/9/1969 A W 7-6
 5/9/1969 A W 4-3
 4/24/1970 A L 5-6
 5/15/1970 H W 8-4 (7)
 5/15/1970 H W 11-1 (7)
 4/18/1971 H L 0-3
 4/25/1971 A W 3-1
 4/8/1972 A W 3-1
 4/8/1972 A L 1-5
 3/25/1973 H T 1-1
 4/7/1973 A W 5-1
 4/7/1973 A L 3-6
 4/19/1973* H W 2-1
 4/20-22/73* H L 3-9
 3/31/1974 A L 5-7
 4/14/1974 H L 3-8
 4/27/1974 # H L 1-3
 4/13/1975 A L 0-2
 4/13/1975 A L 1-4
 3/28/1976 A W 3-2
 4/11/1976 H L 3-8
 3/27/1977 H L 0-6
 4/10/1977 A L 1-8
 4/1/1978 H L 4-17
 4/15/1978 A W 5-2
 4/21/1979 H W 5-4
 4/8/1979 A W 6-4
 3/23/1980 H W 3-2
 4/12/1980 A L 1-6
 4/24/1980 A L 1-3
 3/29/1981 A L 2-12
 4/4/1981 H W 18-6
 3/14/1982 A W 12-8
 4/11/1982 H L 5-12
 3/26/1983 H W 4-2
 4/16/1983 A W 8-7
 3/25/1984 A L 0-1
 4/15/1984 H L 3-14
 4/18/1984 # (13) L 0-10
 3/17/1985 H W 22-6
 3/23/1985 A L 2-3
 4/18/1985 # (27) W 7-0
 3/21/1986 H L 4-6
 3/30/1986 A L 1-2
 4/5/1986 H L 1-2
 4/11/1987 A L 3-21 (7)
 4/11/1987 A L 3-5 (7)
 5/13/1987 # (14) L 2-4
 4/10/1988 H L 3-21
 4/16/1988 H L 8-13
 4/17/1988 H W 12-11
 5/13/1988 # (14) W 6-1
 3/31/1989 H W 14-7
 4/8/1989 A L 4-9
 5/15/1989 # (14) L 8-11
 3/23/1990 A L 1-10
 3/24/1990 A L 6-7
 3/25/1990 A W 12-7
 5/12/1990 # (14) W 14-1
 4/19/1991 H W 8-4
 4/20/1991 H W 6-2
 4/21/1991 H L 1-2
 5/11/1991 # (14) W 4-3
 4/17/1992 A W 5-1
 4/18/1992 A L 3-6
 4/19/1992 A L 1-2
 4/17/1993 H L 2-4 (7)
 4/17/1993 H L 2-8 (7)
 4/18/1993 H L 3-8
 5/15/1993 # (14) L 5-7
 3/25/1994 A L 6-8
 3/26/1994 A L 2-3
 3/27/1994 A L 8-20
 3/24/1995 H L 5-7
 3/25/1995 H W 10-8
 3/26/1995 H L 4-8
 3/9/1996 A W 12-1
 3/10/1996 A L 3-9
 3/10/1996 A L 0-1(7)
 5/15/1996 # (13) W 5-1
 3/21/1997 H W 6-1
 3/22/1997 H L 3-0
 3/23/1997 H W 5-4
 5/14/1997 # (25) L 2-4
 3/21/1998 A L 2-14

GAME-BY-GAME SERIES HISTORY VS ACC, 2018 OPPONENTS

| | | | | |
|-----------------------------|--------------------------|---------------------------|--------------------------|------------------------|
| 3/22/1998 A L 5-6 | 5/5/1972 H L 4-6 | 4/20/1998 A W 14-3 | 5/5/1965 W 5 or 4-3 | 4/2/2008 H L 6-7 |
| 3/22/1998 A W 9-7 (7) | 4/30/1973 A W 7-5 | 3/4/1999 H W 5-2 | 5/3/1966 L 5-7 | 3/24/2009 H W 13-4 |
| 5/14/1998 # (13) L 1-4 | 3/28/1974 H W 7-3 | 4/5/2001 A L 5-6 | 4/28/1967 L 0-1 | 3/25/2009 H W 7-5 |
| 3/26/1999 H L 1-2 | 4/14/1976 H W 16-5 | 3/6/2002 H W 5-1 | 4/10/1968 W 4-2 | 3/30/2010 H W 8-5 |
| 3/27/1999 H L 3-8 | 4/13/1977 A W 16-0 | 3/2/2003 A W 11-0 | 4/23/1969 A W 9-3 | 3/31/2010 H W 17-4 |
| 3/28/1999 H W 9-6 | 4/5/1978 H W 12-4 | 4/27/2004 H W 3-2 | 4/29/1970 H W 5-4 | 3/22/2011 H W 6-0 |
| 5/20/1999 # (13) L 6-9 | 4/29/1979 A W 6-4 | 3/11/2008 H W 8-2 | 4/16/1971 A W 28-2 | 3/23/2011 H W 5-0 |
| 3/17/2000 A L 13-16 | 4/29/1979 A W 10-5 | 3/31/2009 (22) W 12-2 | 6/1/1972 + (6) W 18-2 | 3/27/2012 H W 8-0 |
| 3/18/2000 A L 2-4 | 3/24/1980 A W 7-5 | 4/7/2010 H W 12-2 | 4/24/1973 H L 2-5 | 3/28/2012 H W 19-5 |
| 3/19/2000 A W 2-1 | 4/28/1980 H L 2-5 | 4/5/2011 H W 2-0 | 3/22/1974 H L 0-7 | 3/27/2013 H W 7-1 |
| 5/18/2000 # (24) W 9-5 (10) | 5/2/1981 H W 4-3 | 4/19/2011 A W 12-0 | 3/28/1975 A L 0-14 | 3/19/2014 H W 5-3 |
| 3/23/2001 H W 8-7 | 5/2/1981 H W 2-0 | 4/24/2012 H W 3-2 (11) | 4/9/1975 H W 13-9 | 3/17/2015 H W 8-0 |
| 3/24/2001 H W 10-2 | 4/26/1983 A L 2-5 | 4/10/2013 H L 8-9 | 3/21/1976 H W 12-3 | 3/15/2016 H W 4-3 |
| 3/25/2001 H L 3-10 | 4/26/1983 A L 0-5 | 4/19/2016 H W 11-3 | 4/1/1977 A W 5-4 | 3/16/2016 H W 10-8 |
| 5/18/2001 # (24) L 2-6 | 4/9/1985 H W 5-4 (10) | | 4/14/1977 H W 10-3 | 3/21/2017 H W 3-2 |
| 5/17/2002 A L 2-10 | 4/23/1985 A L 1-3 | | 3/30/1978 H L 3-4 | 3/22/2017 H W 8-4 |
| 5/18/2002 A L 7-12 | 4/2/1986 H L 2-6 | | 4/3/1978 A L 9-11 | |
| 5/18/2002 A L 8-10 | 4/24/1986 A L 2-11 | | 4/19/1979 H W 12-3 (7) | UCF (0-1) |
| 5/23/2002 # (22) L 5-6 (10) | 4/1/1987 H W 4-3 | | 4/19/1979 H W 12-3 (7) | 3/13/1983 A L 6-7 |
| 4/19/2003 H L 1-7 | 4/21/1987 A L 1-5 | | 3/19/1980 H W 9-3 | |
| 4/19/2003 H L 2-3 | 4/12/1988 H T 3-3 (10) | RICHMOND (82-58-2) | 4/1/1980 A L 0-6 | |
| 4/20/2003 H W 8-3 | 3/29/1989 H W 9-8 | 4/20/1889 H W 13-4 | 3/27/1981 A L 2-3 | VCU (41-21) |
| 5/22/2003 # (22) L 6-10 | 4/25/1989 A W 10-4 | 4/12/1890 H L 5-9 | 4/2/1981 H W 12-9 | 4/15/1979 H W 17-4 |
| 3/26/2004 A W 9-2 | 3/1/1990 A L 5-7 | 5/4/1897 H W 9-4 | 3/23/1982 H W 6-2 | 4/19/1979 A L 3-14 |
| 3/27/2004 A L 1-12 | 3/21/1990 H L 6-8 | 4/20/1898 H L 6-8 | 4/2/1982 A L 9-14 | 3/20/1980 H L 8-15 |
| 3/28/2004 A L 7-8 | 3/5/1991 A L 2-5 | 4/21/1898 H L 12-19 | 4/13/1983 A L 6-7 | 4/10/1981 H L 6-7 |
| 5/27/2004 # (22) L 5-6 | 4/30/1991 H L 6-9 | 3/17/1906 H W 13-5 | 4/6/1984 A W 3-2 | 4/15/1981 H L forfeit |
| 4/8/2005 H W 2-0 | 3/4/1992 A L 0-3 | 1918 W 10-8 | 4/12/1984 H W 9-8 | 4/1/1982 H W 16-15 |
| 5/9/2005 H L 0-6 | 4/28/1992 H W 4-1 | 1919 W 5-4 | 3/26/1985 A W 7-0 | 5/3/1982 A W 17-1 |
| 5/10/2005 H L 2-3 | 3/30/1993 H L 2-6 (7) | 1921 W 3-1 | 4/11/1986 A W 16-6 | 3/5/1983 H W 11-8 (7) |
| 5/26/2005 # (17) W 12-2 (7) | 3/30/1993 H L 3-6 (7) | 1922 L 1-4 | 4/2/1987 A W 10-2 | 3/5/1983 H W 5-4 (7) |
| 3/31/2006 A L 2-10 | 3/23/1994 A L 8-12 | 1923 L 6-19 | 4/7/1987 H W 8-4 | 3/27/1984 H W 3-1 |
| 4/1/2006 A L 9-10 | 2/23/1995 A L 0-18 | 1926 L 6-7 | 3/24/1988 A W 14-13 | 3/5/1985 A W 7-6 |
| 4/2/2006 A L 1-8 | 3/29/1995 H L 2-13 | 1927 W 7-0 | 4/19/1988 H W 6-5 | 3/27/1985 H W 9-7 |
| 5/25/2006 # (17) L 3-4 | 2/19/1996 H W 3-2 | 1928 L 1-6 | 4/6/1989 H W 8-4 | 3/20/1986 H W 7-6 |
| 5/11/2007 H W 4-2 | 3/27/1997 A L 5-9 | 1932 W 5-3 | 4/19/1989 A W 10-4 | 3/4/1987 H W 6-1 |
| 5/12/2007 H L 7-10 | 3/25/1998 H L 6-7 | 1934 L 0-12 | 3/22/1990 H W 5-2 | 4/23/1987 A W 13-6 |
| 5/13/2007 H L 6-8 | 2/24/1999 A L 0-1 | 1935 W 4-3 | 4/18/1990 A W 8-6 | 3/1/1989 H L 2-6 |
| 5/23/2007 vs. W 6-1 | 2/16/2000 H T 14-14 (8) | 1936 W 4-2 | 4/9/1991 H L 1-12 | 5/2/1989 A L 2-6 |
| 3/8/2008 A W 5-3 (10) | 2/22/2002 (36) W 12-4 | 4/9/1991 H L 1-12 | 4/24/1991 A W 5-4 (10) | 3/7/1990 H W 15-8 |
| 3/8/2008 A L 0-2 | 3/14/2002 A L 2-4 | 4/24/1991 A W 5-4 (10) | 2/27/1992 H L 3-6 | 2/27/1991 H W 7-2 |
| 3/9/2008 A L 2-4 | 4/15/2003 H W 8-3 | 3/31/1992 A W 5-3 | 3/31/1992 A W 5-3 | 3/1/1991 A L 0-5 |
| 4/24/2009 H W 6-2 | 3/17/2004 A L 4-5 | 3/2/1993 A L 2-8 | 4/4/1993 H L 3-9 | 4/6/1992 A W 5-4 (10) |
| 4/25/2009 H W 6-3 | 2/16/2005 A L 6-9 | 4/4/1993 H L 3-9 | 4/5/1994 A W 6-4 | 2/24/1993 H W 8-4 (8) |
| 4/26/2009 H L 6-7 | 2/23/2005 H W 8-0 | 4/5/1994 A W 6-4 | 4/7/1994 H W 9-5 | 2/25/1993 A L 4-8 |
| 4/2/2010 A L 5-6 (11) | 2/15/2006 H L 1-5 | 4/7/1994 H W 9-5 | 3/28/1995 A L 7-8 | 2/20/1994 A L 6-7 |
| 4/3/2010 A W 8-4 | 5/16/2006 A W 11-10 | 3/28/1995 A L 7-8 | 4/4/1995 H W 13-11 | 4/26/1994 H W 9-1 |
| 4/4/2010 A L 6-7 | 2/27/2008 H W 7-3 | 4/4/1995 H W 13-11 | 4/16/1996 A W 8-7 | 2/22/1995 A L 2-4 |
| 4/23/2011 H L 2-6 | 4/17/2013 H W 10-9 (10) | 4/16/1996 A W 8-7 | 4/23/1996 H L 9-13 | 3/22/1995 H W 9-3 |
| 4/23/2011 H W 3-1 | 4/1/2014 H W 7-1 | 4/23/1996 H L 9-13 | 4/8/1997 H L 3-8 | 2/21/1996 H W 9-7 |
| 4/24/2011 H W 7-6 | 4/29/2014 A L 1-8 | 4/8/1997 H L 3-8 | 4/15/1997 A L 4-9 | 4/29/1996 A W 5-3 |
| 3/30/2012 A L 1-5 | 3/11/2015 H L 5-14 | 4/15/1997 A L 4-9 | 4/2/1998 A T 11-11 | 4/22/1997 H W 11-7 |
| 3/31/2012 A W 5-2 | 4/28/2015 A L 1-3 | 4/2/1998 A T 11-11 | 4/14/1998 H W 9-7 | 4/29/1997 A W 5-2 |
| 4/1/2012 A L 6-7 | 3/30/2016 H L 4-5 | 4/14/1998 H W 9-7 | 3/31/1999 H W 6-5 | 3/31/1998 H L 3-6 |
| 3/23/2013 H W 8-2 | 4/26/2016 A W 8-4 | 3/31/1999 H W 6-5 | 4/6/1999 A L 3-8 | 4/28/1998 A W 11-7 |
| 3/24/2013 H W 4-3 | | 4/6/1999 A L 3-8 | 3/28/2000 A W 11-2 | 2/14/1999 vs. L 2-7 |
| 3/25/2013 H W 6-3 | PITTSBURGH (15-3) | 3/28/2000 A W 11-2 | 4/4/2000 H W 11-2 | 4/7/1999 H W 14-1 (7) |
| 4/24/2015 A W 8-3 | 1940 W 19-5 | 4/4/2000 H W 11-2 | 3/27/2001 H W 1-0 | 4/20/1999 A L 2-4 |
| 4/26/2015 A L 3-4 | 1941 W 6-5 | 3/27/2001 H W 1-0 | 4/3/2001 A L 4-17 | 3/6/2000 A W 8-7 |
| 4/26/2015 A L 3-5 (10) | 4/3/1959 W 7-4 | 4/3/2001 A L 4-17 | 4/16/2002 H L 6-15 | 2/28/2001 A L 6-7 (11) |
| 5/23/2015 # (4) L 2-10 | 4/23/1962 W 4-2 | 4/16/2002 H L 6-15 | 4/17/2002 A W 12-11 (10) | 3/20/2001 H L 2-8 |
| 4/1/2016 H L 7-8 | 4/20/1966 L 1-7 | 4/17/2002 A W 12-11 (10) | 3/3/2003 A L 1-2 | 2/26/2002 H L 7-13 |
| 4/2/2016 H W 5-3 | 3/24/1981 H W 11-4 | 3/3/2003 A L 1-2 | 3/3/2003 A L 1-2 (7) | 3/27/2002 A L 1-6 |
| 4/3/2016 H L 2-5 | 4/4/2014 A W 4-0 | 3/3/2003 A L 1-2 (7) | 4/1/2003 H W 11-4 | 4/29/2003 A L 3-5 |
| | 4/5/2014 A L 1-2 | 4/1/2003 H W 11-4 | 3/2/2004 A W 14-6 | 5/12/2003 H L 1-7 |
| NOTRE DAME (8-4) | 4/6/2014 A W 3-0 | 3/2/2004 A W 14-6 | 5/3/2005 H W 11-0 | 2/21/2006 H W 7-1 |
| 3/22/1991 H W 12-6 (7) | 3/7/2015 (36) L 0-1 | 5/3/2005 H W 11-0 | 4/5/2006 A W 5-0 | 4/10/2007 A W 8-1 |
| 3/24/1991 H L 0-12 (7) | 3/7/2015 (36) W 2-1 | 4/5/2006 A W 5-0 | 4/26/2006 H W 8-3 | 5/1/2007 H W 5-4 |
| 3/24/1991 H W 5-2 | 3/8/2015 (36) W 10-3 | 4/26/2006 H W 8-3 | 3/20/2007 A W 11-1 | 3/25/2008 H W 5-3 |
| 5/23/1996+ (23) L 1-12 | 4/30/2016 A W 5-1 | 3/20/2007 A W 11-1 | 4/17/2007 H W 12-5 | 4/21/2009 A W 8-1 |
| 5/25/1996+ (23) W 7-1 | 4/30/2016 A W 7-6 | 4/17/2007 H W 12-5 | 4/20/2010 H W 11-3 | 5/12/2009 H W 4-1 |
| 3/28/2015 A W 9-1 | 5/1/2016 A W 9-1 | 4/20/2010 H W 11-3 | 4/20/2011 H W 12-1 | 4/25/2012 A W 7-5 |
| 3/28/2015 A W 4-2 | 4/7/2017 H W 12-1 | 4/20/2011 H W 12-1 | 4/17/2012 H W 7-5 | 5/4/2010 H W 10-5 |
| 3/29/2015 A W 5-4 | 4/8/2017 H W 5-2 | 4/17/2012 H W 7-5 | 4/23/2013 H W 6-2 | 6/4/2010 + H W 15-4 |
| 5/22/2015# (4) L 2-8 | 4/9/2017 H W 4-3 | 4/23/2013 H W 6-2 | 4/23/2014 H W 13-0 | 5/3/2011 A W 14-3 |
| 4/21/2017 H W 14-4 | | 4/23/2014 H W 13-0 | 5/12/2015 H W 8-6 | 4/25/2012 A W 7-5 |
| 4/21/2017 H L 2-6 | RADFORD (19-4-1) | 5/12/2015 H W 8-6 | 5/16/2017 H W 8-3 | 4/30/2013 A W 11-3 |
| 4/22/2017 H W 9-0 | 4/29/1988 (7) W 16-1 | 5/16/2017 H W 8-3 | | 5/14/2013 H W 17-3 |
| | 3/16/1989 H W 17-4 | | TOWSON (21-2) | 4/22/2014 A W 5-4 (10) |
| | 5/1/1990 H L 9-11 | | 4/12/1982 H W 19-6 | 5/13/2014 H W 12-3 |
| | 2/26/1991 H T 5-5 | | 4/1/1986 H W 9-8 | 3/31/2015 A W 5-3 |
| | 5/2/1993 A L 11-16 | | 4/22/1991 H L 4-6 | 4/5/2016 A L 5-7 |
| | 5/3/1993 H W 8-0 | | 2/17/2006 H W 7-0 | 4/20/2016 H L 5-11 |
| | 4/19/1994 (19) W 9-3 | | 2/18/2006 H W 7-2 | 3/29/2017 A W 4-2 |
| | 5/12/1995 H W 9-7 | | 2/19/2006 H W 13-3 | 4/11/2017 H W 9-4 |
| | 4/2/1996 A W 6-1 | | 4/1/2008 H W 9-8 | |
| | 2/26/1997 H W 9-4 | | | |

GAME-BY-GAME SERIES HISTORY VS ACC, 2018 OPPONENTS

VIRGINIA TECH (100-83)

5/2/1900 H W 12-0
 5/10/1901 A W 8-3
 1903 W 14-2
 5/6/1903 H W 13-4
 4/14/1904 H W 9-0
 4/26/1905 H W 7-1
 4/27/1905 H W 7-2
 4/18/1922 H W 6-0
 5/4/1923 A W 7-0
 5/10/1924 H L 1-3
 1926 L 4-5
 1928 W 21-3
 4/23/1928 A W 6-0
 4/20/1929 H W 12-2
 5/14/1929 A W 8-6
 4/19/1930 H L 2-7
 4/24/1931 H L 4-5
 5/16/1931 A L 1-6
 4/22/1932 H W 12-8
 5/2/1932 A W 9-2
 5/9/1933 H L 5-11
 4/30/1934 H W 14-4
 4/29/1935 H W 7-3
 5/13/1935 A L 7-11
 4/20/1936 H W 9-8
 5/11/1936 A W 8-7
 4/3/1937 A L 0-9
 5/4/1937 (33) L 3-6
 4/26/1938 A W 7-4
 5/10/1938 H L 1-9
 5/8/1939 A W 9-5
 5/15/1939 H W 5-2
 4/15/1940 A W 2-1
 4/22/1940 H L 1-6
 4/18/1941 H W 18-11
 4/28/1941 A W 7-4
 4/27/1942 A L 7-9
 5/5/1942 H W 3-2
 5/4/1943 H L 7-8
 5/5/1943 H L 7-9
 5/17/1944 A L 1-2
 4/21/1945 H L 1-3
 6/2/1945 A W 2-1
 4/20/1946 A W 8-2
 1946 W 11-7
 5/10/1947 A L 4-10
 5/22/1947 H L 6-9
 4/23/1948 H W 10-9
 5/8/1948 A L 2-13
 4/18/1949 H W 7-6
 4/18/1950 H W 4-1
 5/15/1950 A L 0-9
 4/11/1951 H W 4-3
 5/7/1951 A L 1-7
 4/24/1952 H W 1-0
 1952 L 2-7
 4/23/1953 H W 7-6
 5/11/1953 A W 4-3
 4/19/1954 A W 3-2
 4/27/1954 H L 2-7
 5/4/1955 A L 2-7
 5/10/1955 H L 7-9
 4/9/1956 H W 4-2
 5/10/1956 A L 4-19
 4/22/1957 A L 3-7
 5/17/1957 H W 5-1
 5/8/1958 H W 6-5
 5/5/1959 H L 3-9
 5/18/1960 A L 7-9
 4/12/1961 H W 17-10
 4/18/1962 A L 0-9
 3/31/1966 H L 1-7
 4/18/1968 A L 0-20
 5/6/1969 H W 1-0
 5/19/1970 A L 8-9
 4/29/1971 H L 4-5
 5/10/1972 H W 4-2
 5/6/1973 H L 4-7
 4/12/1974 H W 8-6
 4/16/1974 A W 3-2 (10)
 4/2/1975 A W 5-3
 4/17/1975 H W 10-1
 3/26/1976 A L 6-10
 4/2/1976 H L 2-3
 3/29/1977 H L 9-12
 4/8/1977 A L 7-9

4/14/1978 A W 10-1
 4/12/1979 A W 9-2
 4/16/1979 A L 0-4
 4/28/1981 H W 10-9
 5/3/1981 A L 1-11
 4/30/1982 H L 6-10
 5/1/1982 H L 4-13
 5/2/1982 A L 2-9
 4/29/1983 A L 10-11
 4/30/1983 H L 3-8
 5/1/1983 A L 11-12
 4/27/1984 (19) L 4-9
 4/28/1984 (19) L 3-5
 4/29/1984 (19) L 9-10
 4/27/1985 A L 13-14
 4/28/1985 H W 3-2
 4/14/1986 A W 11-8
 4/21/1986 H L 12-13 (12)
 5/9/1987 H L 3-8
 5/10/1987 (12) L 4-8
 5/11/1987 A L 5-11
 4/20/1988 H L 8-11
 4/20/1989 A W 10-9 (10)
 4/26/1989 (12) W 6-2
 4/11/1990 H L 1-8
 4/19/1990 H W 14-13
 4/25/1990 A W 14-13
 4/3/1991 H L 6-7
 4/10/1991 H W 5-2
 4/17/1991 A L 5-11
 4/8/1992 H W 4-3
 4/15/1992 H L 3-12
 4/22/1992 A L 4-6
 4/7/1993 A L 1-6
 4/14/1993 H W 6-2
 4/20/1994 H L 3-5 (7)
 4/20/1994 H L 10-11 (7)
 4/19/1995 H W 8-7
 4/26/1995 A W 13-5
 4/17/1996 (22) W 2-1 (10)
 4/25/1996 H W 8-1
 3/9/1997 A W 14-11
 4/8/1998 H W 4-3
 4/15/1998 A L 5-10
 4/22/1998 A W 3-2
 4/14/1999 A L 9-13
 4/21/1999 H L 7-11
 3/29/2000 H L 3-7
 4/19/2000 A L 6-7 (10)
 5/2/2000 H W 5-4
 4/11/2001 H W 7-4
 4/18/2001 A W 9-3
 5/1/2001 (22) L 1-6
 4/10/2002 A W 16-10
 4/18/2002 (22) L 2-8
 4/30/2002 H W 8-7 (10)
 4/16/2003 A L 3-5
 4/23/2003 (22) W 10-7
 4/21/2004 H W 21-10
 3/27/2005 A W 8-5
 5/18/2006 H W 4-2
 5/19/2006 H W 6-0
 5/20/2006 H W 11-7
 3/30/2007 A W 3-1
 3/31/2007 A W 11-4
 4/1/2007 A W 8-5
 3/28/2008 H W 10-1
 3/29/2008 H W 9-2
 3/30/2008 H W 2-1
 5/14/2009 A L 4-5 (10)
 5/15/2009 A L 8-9
 5/16/2009 A W 6-4
 4/16/2010 H W 4-2
 4/17/2010 H W 8-2
 4/18/2010 H L 5-8
 4/1/2011 A W 18-3
 4/2/2011 A W 9-3
 4/3/2011 A W 10-2
 3/9/2012 H L 10-8 (11)
 3/10/2012 H W 4-3
 3/11/2012 H W 6-5
 4/26/2013 A W 15-6
 4/27/2013 A L 3-5
 4/27/2013 A L 6-11
 5/22/2013 (13) L 1-10
 3/28/2014 H W 2-1
 3/29/2014 H W 9-2

3/30/2014 H W 7-4
 3/13/2015 A L 1-2
 3/14/2015 A L 1-3
 3/15/2015 A L 5-6
 5/19/2016 H W 8-3
 5/20/2016 H W 7-6
 5/21/2016 H W 4-1
 4/13/2017 A W 10-9
 4/14/2017 A W 3-2
 4/15/2017 A L 5-7

VMI (104-31)

5/17/1889 A W 19-4
 5/3/1890 A W 13-7
 4/25/1891 A W 24-0
 4/28/1900 A W 22-0
 1903 W 7-1
 4/6/1906 H W 9-0
 1911 W 11-0
 1914 W 11-3
 1916 W 14-5
 1918 W 14-4
 1919 W 2-1
 1921 L 4-7
 1922 L 1-3
 1923 L 0-6
 1923 L 0-4
 1924 W 8-2
 1924 W 9-4
 1925 W 9-2
 1925 W 5-3
 1926 L 3-4
 1926 W 2-1
 1927 W 10-4
 1927 W 15-3
 1928 W 13-8
 1929 L 6-8
 1929 L 0-4
 1930 L 2-12
 1930 L 1-10
 1931 L 3-4
 1931 L 9-14
 1932 (12) W 5-3
 1932 W 15-7
 1933 W 8-0
 1933 W 4-3
 1934 W 8-3
 1934 W 12-9
 1935 L 1-2
 1935 W 5-1
 1936 W 15-5
 1936 W 3-1
 4/13/1937 A W 5-0
 5/6/1937 W 9-1
 1938 W 8-0
 1938 L 8-12
 1939 W 6-5
 1939 W 15-3
 1940 W 5-2
 1940 W 14-11
 1941 W 10-9
 1941 W 8-2
 1942 L 5-8
 1942 W 13-1
 4/10/1943 W 20-0
 4/24/1943 W 17-5
 1947 W 7-5
 1947 W 15-3
 4/28/1948 W 6-5
 5/15/1948 A W 6-3
 1949 W 7-2
 1950 W 7-6
 1950 W 13-0
 1951 W 12-2
 1951 W 7-2
 1952 W 12-5
 1952 W 9-2
 4/16/1953 W 7-1
 5/12/1954 W 7-3
 5/21/1954 L 5-7
 4/27/1955 L 5-6
 5/23/1955 W 2-1
 5/5/1956 L 5-8
 5/16/1956 W 4-2
 4/2/1957 W 2-0
 4/27/1957 W 10-4
 4/19/1958 L 5-13

4/13/1960 L 6-19
 4/7/1961 W 8-3
 5/2/1962 L 1-7
 4/30/1963 W 12-1
 4/29/1965 L 2-3
 5/17/1966 W 12-6
 4/12/1967 W 2-0
 4/7/1969 H W 6-1
 4/22/1970 A W 5-1
 4/26/1971 H W 9-2
 4/25/1972 A W 9-4
 5/1/1973 H W 11-1
 4/11/1974 A W 6-4 (12)
 4/7/1975 A W 11-1
 4/8/1976 A W 8-6
 3/31/1977 H W 16-1
 3/31/1978 A W 6-1
 4/29/1979 H L 1-2
 4/10/1980 A W 7-0
 4/10/1980 A W 5-2
 5/4/1981 H W 13-3
 5/4/1981 H W 8-2
 4/29/1982 A W 1-8 (7)
 4/29/1982 A W 4-1 (7)
 3/24/1983 H W 11-3
 4/3/1984 A W 11-4
 3/6/1985 A W 5-1
 4/30/1985 H W 8-5
 4/9/1986 A W 12-9
 4/22/1986 (12) W 17-0 (7)
 3/24/1987 H W 8-0
 4/5/1988 A W 11-5
 4/26/1988 H L 3-5
 4/17/1989 A W 14-13 (10)
 4/17/1989 A W 14-8
 3/6/1990 H L 4-5
 3/7/1991 H W 16-5
 2/22/1992 A W 14-5
 4/13/1992 H W 12-1
 2/23/1993 H W 6-3
 4/14/1994 A L 3-12
 2/28/1995 H W 5-1
 4/13/1995 A L 4-6
 4/22/1996 H W 9-4
 3/25/1997 A W 13-3
 2/25/1998 H W 13-7
 3/30/2005 H W 2-1
 4/18/2006 H W 5-0
 2/27/2007 H W 5-3
 4/3/2007 A L 2-5
 5/13/2008 H W 6-5 (11)
 3/11/2009 H W 10-3
 4/14/2010 A L 3-12
 2/23/2011 H W 4-3
 3/21/2012 H W 12-3
 4/3/2013 H W 8-6
 2/25/2014 H L 2-3
 4/1/2015 H L 6-7
 2/23/2016 H W 18-1
 2/21/2017 H W 9-7

WAKE FOREST (80-88)

4/21/1894 (18) W 5-2
 3/29/1897 H W 10-3
 5/4/1906 A W 6-5
 1938 L 4-6
 1938 L 6-9
 5/3/1955 L 2-7
 5/14/1955 L 2-4
 4/21/1956 W 8-4
 5/1/1956 L 2-5
 4/19/1957 W 5-4
 4/30/1957 L 0-7
 5/12/1958 L 2-13 (7)
 5/12/1958 L 1-6 (7)
 4/3/1959 L 2-5
 5/9/1959 L 3-5
 4/14/1960 L 6-10
 5/9/1960 L 1-5 (10)
 4/14/1961 L 6-12
 4/29/1961 L 0-8
 4/27/1962 W 3-0
 5/11/1962 W 3-2 (10)
 5/22/1962 # L 0-7
 4/19/1963 A L 6-11

5/10/1963 H L 4-5
 4/17/1964 H L 1-4
 5/9/1964 A L 0-5
 4/10/1965 A L 2-6
 5/1/1965 H W 7-1
 4/15/1966 H W 7-2
 4/30/1966 A L 0-10
 4/7/1967 A L 5-7
 4/22/1967 H W 1-0
 4/13/1968 H L 5-7
 5/4/1968 A L 0-15
 5/4/1968 A W 6-0
 5/3/1969 H L 5-6
 5/4/1969 H W 5-2
 4/11/1970 A L 4-5 (7)
 4/11/1970 A W 6-3 (7)
 5/1/1970 H W 13-4
 4/10/1971 A W 4-3
 5/1/1971 A W 11-2
 4/16/1972 H W 6-1
 4/29/1972 A W 8-7
 4/29/1972 A W 2-0
 4/13/1973 H W 11-0
 4/13/1973 H L 1-3
 4/13/1974 H W 10-4
 4/13/1974 H W 7-4
 3/29/1975 H L 3-4
 4/12/1975 A W 7-2
 3/27/1976 A W 1-0
 4/10/1976 H L 4-9
 4/24/1976 # (15) W 8-2
 3/26/1977 H L 2-3
 4/9/1977 A L 0-10
 4/16/1978 A L 3-4
 4/17/1978 A L 7-9
 4/19/1978 # (10) L 2-16
 3/15/1979 A W 12-3
 3/16/1979 A L 2-12
 4/1/1979 A L 4-14
 4/14/1979 H L 5-8
 3/29/1980 A L 5-7
 4/5/1980 H W 12-4
 3/21/1981 A W 10-8
 4/12/1981 H W 8-3
 4/4/1982 H W 7-5 (7)
 4/5/1982 H W 5-14 (7)
 4/21/1982 # (10) W 10-4
 4/24/1982 # (10) L 3-7
 4/1/1983 A L 3-10
 4/1/1984 H L 1-2
 4/8/1984 A W 6-4
 4/7/1985 A W10-3
 4/13/1985 H W 4-3
 4/17/1985 # (27) L 4-9
 4/13/1986 H L 2-4
 4/20/1986 A W 15-12
 4/4/1987 H W 9-2
 4/26/1987 A L 4-5 (7)
 4/26/1987 A L 1-6 (7)
 4/3/1988 H W 6-5
 4/23/1988 A L 12-15 (7)
 4/23/1988 A W 8-2 (7)
 3/26/1989 A L 5-17
 4/22/1989 H W 9-8
 4/22/1989 H W 6-5
 4/8/1990 H W 9-0
 4/8/1990 H W 12-9
 5/14/1990 # (14) W 8-4
 4/6/1991 A L 3-4 (7)
 4/6/1991 A W 4-2 (10)
 4/7/1991 A W 6-2
 4/3/1992 H L 7-14
 4/4/1992 H L 3-8
 4/5/1992 H L 2-6
 4/2/1993 A W 11-10
 4/3/1993 A W 13-9 (13)
 4/4/1993 H L 6-7 (10)
 5/16/1993 # (14) W 8-7
 4/15/1994 H W 5-2
 4/16/1994 H L 2-7
 4/17/1994 (18) L 3-9
 3/31/1995 A L 4-9
 4/1/1995 A L 1-2
 4/2/1995 A L 2-3
 4/19/1996 H W 6-0
 4/20/1996 H W 8-4
 4/21/1996 H W 2-1

GAME-BY-GAME SERIES HISTORY VS ACC, 2018 OPPONENTS

4/4/1997 A L 4-8
 4/5/1997 A L 3-11
 4/6/1997 A W 7-6
 4/24/1998 H L 2-3
 4/25/1998 H L 4-13
 4/26/1998 H L 7-13
 4/9/1999 A L 2-11
 4/10/1999 A L 8-14
 4/11/1999 A L 4-5
 5/19/1999 # (13) L 3-4
 3/24/2000 H L 0-4
 4/25/2000 H W 10-9
 3/26/2000 H L 5-13
 5/19/2000# (24) W 8-3
 5/6/2001 A L 8-9
 5/7/2001 A L 2-14
 5/8/2001 A L 1-4
 5/17/2001# (24) L 1-2
 4/12/2002 H L 7-8
 4/13/2002 H L 3-4
 4/14/2002 H L 5-9
 4/25/2003 A L 1-2
 4/26/2003 A W 13-2
 4/27/2003 A W 6-4
 5/23/2003 # (22) W 12-11 (10)
 5/13/2004 H W 5-4 (10)
 5/14/2004 H W 11-7
 5/15/2004 H W 8-6
 3/4/2005 A L 8-11
 3/5/2005 A L 8-15
 3/6/2005 A L 6-7
 3/24/2006 H W 3-2
 3/25/2006 H L 2-3
 3/26/2006 H W 10-2
 3/9/2007 A L 3-8
 3/10/2007 A W 13-5
 3/11/2007 A L 6-7
 4/18/2008 H W 4-2
 4/19/2008 H L 3-14
 4/20/2008 H W 3-2 (11)
 5/24/2008# (17) L 4-7
 3/6/2009 A W 18-2
 3/7/2009 A W 8-6
 3/8/2009 A W 21-5
 5/25/2011 # vs. W 13-1 (7)
 4/7/2012 H W 9-4
 4/8/2012 H W 4-1
 4/9/2012 H W 11-2
 4/6/2013 A W 7-6
 4/7/2013 A W 8-6
 4/8/2013 A W 9-7
 5/16/2014 A L 5-6 (10)
 5/16/2014 A W 7-2
 5/17/2014 A L 3-4
 3/18/2016 H W 4-0
 3/18/2016 H W 6-4
 3/19/2016 H L 8-9
 5/27/2016# (13) L 9-10

WILLIAM & MARY (76-30-2)
 4/23/1902 H W 27-1
 3/29/1905 H W 22-0
 3/25/1909 H W 13-0
 1918 W 11-3
 1919 L 0-2
 1921 W 8-6
 1922 W 6-5
 1923 L 6-17
 1924 W 13-9
 1929 L 3-19
 1930 L 3-9
 1933 W 7-2
 1934 L 5-6
 1934 W 4-3
 1935 (11) T 5-5
 1935 W 15-5
 1936 L 2-10
 1936 W 11-4
 4/10/1937 A L 3-5
 4/28/1937 H L 3-7
 1938 W 7-4
 1939 L 2-6
 1940 W 9-1
 1940 W 13-11
 1941 L 2-8
 1941 L 5-6
 1942 W 10-1
 1942 L 2-7
 1946 W 6-1
 1946 L 2-6
 1947 W 8-1
 1947 W 18-3
 1950 W 8-0
 1951 W 6-2
 1951 L 3-6
 1952 W 9-4
 1952 W 4-3
 4/20/1953 W 6-4
 5/20/1953 L 7-8
 3/26/1957 L 6-7
 5/14/1958 L 9-10
 4/7/1959 W 4-3
 5/1/1962 W 7-3
 5/7/1963 L 5-6
 4/14/1964 W 2-0 (6)
 4/30/1968 L 4-7
 3/27/1969 A W 5-0
 4/12/1970 H W 4-0
 4/3/1971 A L 3-4
 4/27/1972 H L 5-17
 4/29/1973 A W 9-1
 4/17/1974 H W 9-3
 3/18/1975 A W 3-1
 3/20/1976 H W 7-4
 4/12/1977 A W 2-1
 4/12/1978 H W 9-4
 4/23/1979 H W 4-2
 4/2/1980 A W 12-8
 4/3/1981 H W 11-4
 3/29/1982 H W 12-4
 4/4/1983 A W 7-4
 4/10/1984 H W 12-9
 2/27/1985 A W 12-3
 4/11/1985 H W 7-6
 2/26/1986 A W 9-7 (8)
 4/4/1986 H W 5-4
 3/3/1987 A L 12-13 (8)
 3/26/1987 H W 9-8
 3/2/1988 A W 12-4
 4/14/1988 H W 6-0
 3/30/1989 H W 11-1
 4/11/1989 A W 2-1 (10)
 2/23/1990 A W 6-3
 3/2/1990 H T 6-6
 4/1/1991 A L 7-8 (10)
 4/29/1991 H W 8-1
 2/28/1992 A W 8-7
 3/6/1992 H L 1-8 (6)
 3/9/1993 A W 13-8
 4/20/1993 H L 5-9
 3/8/1994 A W 5-3
 4/11/1995 H W 7-4
 2/18/1997 A W 11-2
 3/26/1997 H W 14-4
 3/4/1998 H W 18-4
 4/16/1998 A W 5-1

3/2/1999 H L 5-8
 2/29/2000 A L 3-9
 2/27/2001 H L 5-10
 2/27/2002 H W 5-3
 3/19/2003 H W 6-0
 4/6/2004 A W 11-9
 4/27/2005 H W 9-4
 2/20/2007 H W 17-2
 4/23/2008 H L 5-6
 2/24/2009 H W 11-1
 3/10/2010 A W 12-6
 3/16/2010 H W 9-1
 3/1/2011 H W 9-0
 2/21/2012 H W 6-5 (11)
 2/19/2013 H W 11-2
 2/16/2014 A W 17-2
 4/16/2014 H W 11-2
 4/15/2015 H W 3-2
 3/1/2016 H W 16-8
 6/3/2016+ H W 17-4
 6/5/2016+ H L 4-5
 2/28/17 H W 11-3

YALE (24-43-3)
 1893 L 8-14
 1893 L 4-11
 6/12/1893 L 2-6
 1894 L 4-28
 1894 L 11-13
 1895 L 9-15
 1985 L 3-6
 1896 L 4-12
 1896 L 7-8
 1897 W 13-5
 1897 L 13-15
 1898 W 9-0
 1898 L 0-5
 1898 W 4-0
 1899 W 10-3
 1899 W 10-4
 1900 L 7-8
 1901 L 6-9
 1902 (10) T 2-2
 1903 L 2-9
 1904 L 1-4
 1904 (1) L 4-7
 4/22/1905 (1) L 5-6
 4/13/1906 (1) L 0-11
 4/14/1906 (1) W 3-2
 5/9/1907 A L 1-6
 4/3/1909 (1) L 2-4
 5/7/1909 A L 0-2
 1910 L 1-3
 1911 L 0-9
 1912 (10) T 3-3
 1913 L 2-4
 1914 W 10-4
 1914 W 8-3
 1914 L 4-17
 1915 L 2-6
 1916 L 0-7
 1916 W 13-1
 1920 W 3-0
 1920 W 1-0
 1921 L 1-9
 1922 L 4-13
 1926 L 11-13
 1927 L 1-4
 1929 L 3-9
 1929 L 2-10
 1931 L 0-4
 1931 L 7-9
 1935 W 9-0
 1938 W 8-3
 1939 W 8-4
 1939 L 3-5
 1947 L 4-6
 1949 T 1-1
 1951 W 7-6
 1952 L 6-8
 1960 L 4-11
 1962 L 7-9
 3/29/1963 W 12-7
 4/3/1964 W 6-1
 4/1/1965 L 1-5
 4/2/1965 W 3-1
 4/1/1966 W 2-1
 3/29/1972 H W 2-1
 3/30/1972 H W 3-1
 3/9/1980 H W 8-5
 3/14/1983 (11) L 2-14
 3/19/2013 H W 14-3
 3/20/2013 H W 10-0

12 - Madison, Va.
 13 - Durham, N.C.
 14 - Greenville, S.C.
 15 - Clemson, S.C.
 16 - Auburn Univ.
 17 - Jacksonville, Fla.
 18 - Lynchburg, Va.
 19 - Pulaski, Va.
 20 - Florida A&M, Tallahassee, Fla.
 21 - Prince William, Va.
 22 - Salem, Va.
 23 - Tuscaloosa, Ala.
 24 - Fort Mill, S.C.
 25 - St. Petersburg, Fla.
 26 - Corvallis, Ore.
 27 - Atlanta, Ga.
 28 - Coral Gables, Fla.
 29 - Fullerton, Calif.
 30 - Irvine, Calif.
 31 - Oxford, Miss.
 32 - Omaha, Neb.
 33 - Madison Heights, Va.
 34 - Raleigh, N.C.
 35 - Orlando, Fla.
 36 - Charleston, S.C.
 37 - Wilmington, N.C.
 38 - Chicago, Ill.
 39 - Danville, Va.
 40 - Washington D.C.
 41 - Conway, S.C.
 42 - Houston, Texas

ACC Tournament
 + NCAA Regional
 ^ NCAA Super Regional
 * College World Series

1 - Norfolk, Va.
 2 - Washington, D.C.
 3 - Annapolis, Md.
 4 - Greensboro, N.C.
 5 - Richmond, Va.
 6 - Gastonia, N.C.
 7 - Front Royal, Va.
 8 - Statesboro, Ga.
 9 - East Carolina University
 10 - Chapel Hill, N.C.
 11 - Rollins College, Orlando, Fla.

LETTERWINNERS

A

Abbitt, Robert (Capt.).....1935-36-37
 Abel, Nathaniel2012
 Adams, David.....2006-07-08
 Adkins, John.....1963
 Aichholz, Don.....1950-51-52
 Albright, Kevin.....1996
 Allen, Tyler.....2014
 Altemus, Broden Brook.....1946-48-50
 Amaro, Rob.....2011-12
 Anderson, E.J.....1995-96-97-98
 Anderson, Peter Matthew.....1973-74-75
 Anderson, Robert Steven.....1976-77
 Anderson, T.B.H.....1912-13
 Angle, Eugene C.....1963-64-65
 Angus, Herman T.....1965
 Antoncic, Josh.....1992-93
 April, Benjamin.....1928-29
 Arey, Mark.....1995
 Arico, Kevin.....2008-09-10
 Arnette, Clyde Eugene.....1966
 Arnold, Charles.....1956-57
 Arnold, George B.....1925-26-27
 Ashby, Benjamin C., Jr.....1937-38
 Atkinson, William E.....1928-29
 Avery, Matt.....2003-04-05
 Ayres, Elmer Vincent.....1936-37-38

B

Baber, Billy.....1999
 Babyak, Richard Preston.....1943-44
 Bailey, Rives (Capt.).....1954-55-56
 Bain, Kirk.....1950
 Ballard, Mike.....2003-04-05-06
 Bangel, Herbert K.....1947
 Barbary, Travis.....1990-91-92-93
 Barbee, Allan.....1954
 Barbee, Melvin.....1978-79-80-81
 Barger, John E.....1959-60-61
 Barr, John.....2008-09-10-11
 Barth, Dennis Gerald.....1984-85
 Basara, Michael Brian.....1986-87-88
 Baugh, Randy.....1992
 Bayha, Bill.....1988-89-90-91
 Bazzarre, John (Mgr.).....1953-54
 Beale, Samuel Edward.....1969-71
 Bear, Clay F.....1947-48
 Beard, Donald S.....1926-27-28
 Benick, Jonathan.....1999-00-01
 Bennie, Robert.....2013
 Berkeley, N.....1916
 Berner, William.....1947-48-49
 Bernstein, Daniel (Capt.).....1972-73-74-75
 Bernstine, Matt.....2005-06
 Berry, Tom.....1954-55
 Berry, William Thomas.....1976
 Bettinger, Alec.....2014-15-16-17
 Biddix, Tyler.....2008-09-10-11
 Biggs, Charles William.....1982-83-84-85
 Bimmerle, John.....1991-92
 Blackburn, Thomas Huntington.....1970-71
 Blackney, J.P.....1911
 Blakely, Drew.....2017
 Boger, Bruce A.....1968-69
 Bonney, William.....1955
 Bono, Chris.....1998
 Booker, Bodley (Mgr.).....1940
 Booker, William Jeffery.....1984-85
 Boozer, William M.....1950
 Bouldin, Curtis Frye (Capt.).....1934-35-36
 Bowen, William T.....1928-29-30
 Bowling, Josh.....1997-98-99
 Boyer, John (Mgr.).....1949-50
 Boyer, Michael D.....1960
 Bozorth, John Clyde.....1933-34
 Bracht, Albert Steven.....1971-72-73-74
 Bransford, Pat.....1993-94-95-96
 Brant, A.T. (Mgr.).....1907
 Bratt, David Jefferson.....1970-71-72-73
 Brennan, Michael Brian.....1988-89-90
 Brewer, Walter J. C.....1932-33-34
 Brewer, Ward W.....1931-32-33
 Brindle, Stephen (Capt.).....1970-71-72-73
 Bronaugh, Samuel M.....1924-25
 Brown, Charles Lee.....1942
 Brown, James Dall, Jr.....1936
 Brown, Percy H.....1927-28-29-30

Brown, Ray.....1950
 Brown, Rodney.....1959
 Brugmann, William.....1943
 Bruno, Stephen.....2010-11-12
 Bryan, R.C.....1944
 Bryant, Herbert.....1931
 Bryant, Stephen Robert.....1968-69-70
 Buchanan, Brian.....1992-93-94
 Buecler, Reid.....1995
 Bugnar, Ronnie G. (Capt.).....1965-66-67
 Burcham, Timothy Lee.....1983-84-85
 Burnes, Justin I.....1939-40-41
 Busch, Herbert.....1957-58-59
 Butler, Tony.....2014
 Byrd, William E., Jr.....1929-30

C

Cabaniss, W.H.....1909-10-11
 Cabell, Robert, III.....1926-27-28-29-30
 Caine, Robert.....1946-47-48
 Callaway, P.A.....1915-16
 Camp, R.G. (Mgr.).....1907
 Campagna, Mike.....2005-06
 Campbell, Will.....2007-08-09
 Canady, Joel.....1994-95-96
 Cannon, Tyler.....2007-08-09-10
 Cappellmann, John.....1993-94-95-96
 Cardwell, Bickerton W.....1927-28-29
 Cardwell, Vincent.....1933-34-35
 Carr, David W.....1946-47-48-49
 Carraway, Andrew (Capt.).....2006-07-08-09
 Carleton, Walter M.....1965
 Carrington, A.B., Jr.....1918
 Carrington, Edward.....1965
 Carrington, Richard A., Jr.....1922
 Carter, Arlen.....1952-53
 Carter, Francis Edward.....1934-35
 Carter, Hill, Jr (Mgr.).....1967-68
 Carter, T.C., Jr.....1911-12-13
 Casey, Derek.....2015-17
 Cave, Alexander M.....1941-42-43
 Cave, George Fielding.....1976-79
 Cave, Richard Scott (Mgr.).....1976
 Chandler, B.F.....1907
 Chandler, Eric.....2005
 Chapman, Denny.....1998-99
 Charles, David H.....1947-48-49
 Charles, Roger.....1932-33
 Christensen, Eric.....2001-02-03
 Christian, Andrew H.....1942
 Clarke, James Kevin.....1981-82-83-84
 Clay, Matt.....1998
 Clement, Ernie.....2015-16
 Close, Oscar T.....1929
 Cody, Charlie.....2015-16
 Cogswell, Branden.....2012-13-14
 Cohen, Irvin R.....1938
 Cohn, Greg.....1991
 Coleman, David.....2008-09-10-11
 Collins, Ty.....2001-02
 Coman, Robbie.....2013-14-15-16-17
 Comer, Cameron.....2016-17
 Cook, Jason Alexander.....1990-91-92-93
 Cook, Robert Thomas.....1978
 Cooke, Addison Barnwell.....1956
 Conner, Doug.....2000
 Costello, Charles.....1930
 Coughlin, Tim (Capt.).....1992-93-94
 Counts, David F.....1967-68-69
 Counts, Justin.....1993-94-95-96
 Cowan, Jake.....2008
 Cowgill, Joseph M.....1935-36-37
 Crawford, C.B.....1907-08-09-10
 Creswell, Brandon.....1998-99-00-01
 Crowley, Thomas.....1990-91-92-93
 Crighton, George.....1957
 Crockett, Kyle.....2011-12-13
 Cropper, Lannie, Jr. (Capt.).....1978-79-80
 Cabbage, Michael Lee.....1969-70-71
 Cunha, Stephen Manuel.....1989-90-91
 Cunningham, John Parks.....1972-73-75
 Curtis, William W. (Capt.).....1965-66-67
 Cusick, Derrick.....1991-92-93-94

D

Dall, Francis Lynn.....1975-76
 Dalton, T.P.....1907
 Dan, Terry Alan.....1969-70-71-72
 Daneker, Pat.....1995-96
 Darby, Josh.....2004-05
 Darlington, Fred L.....1926-27
 Davenport, Ted (Capt.).....1950-51-52
 Davidson, Walter Victor, Jr.....1934-35
 Davis, Neal.....2007-08-09-10
 Davis, Will.....2001
 Dawson, Cooper.....1931
 Dawson, Doyle.....1955-57
 Deal, Louis L.....1924
 DeBoe, Joel (Capt.).....1968-69
 Deitrick, William A.....1923-24-25-26
 Dement, Robert Warren.....1984-85-86
 Derian, Paul S.....1944-46-47-50
 Dent, Clarence Rodgers.....1930-31
 DeVenny, James W.....1960
 Devane, Dave.....1991-92-93
 Diffey, A.C. Carter.....1925-26-27
 Dillard, Hardy.....1960-61
 Dobies, Andrew.....2002-03-04
 Dodson, James R., Jr (Capt.).....1939-40-41
 Doering, Don Alban.....1976
 Doherty, Kevin.....2013-14-15-16
 Dohner, John.....1952-53
 Donahue, Grant.....2016-17
 Doolittle, Sean.....2005-06-07
 Doughty, Matt.....2015
 Douglas, M.T.....1911-12-13
 Dowhower, Brian.....1990
 Dowhower, Deron.....1991-92-93
 Downes, Brandon.....2012-13-14
 Doyle, David Scott.....1976
 Doyle, Tommy.....2015-16-17
 Dozier, Doak.....2016
 Drissel, Virgil Homer (Capt.).....1932-33-34
 Drummond, H.C.....1916
 Duff, David Arnold.....1977-78-79
 Duke, Lee Monroe, II (Mgr.).....1976
 Duncan, Columbus, Jr.....1976-77-78
 Dunn, David H.....1929
 Dunn, J. Willcox.....1920-21-22
 Dunn, Matt.....2003-04
 Dvorak, W.....1956

E

Eason, Connor.....2016
 East, Jeffrey Glenn.....1983
 Edmunds, James, III.....1936-37-38
 Edwards, William.....1954-55-56
 Effertz, Joel.....2012
 Eikhoff, Nate.....2016-17
 Eisenman, Arthur F., Jr.....1950
 Ellington, Samuel E. (Capt.).....1946-47
 Elliott, Carleton.....1949
 Ellis, Charles W.....1950
 Ellis, James Lindell.....1930
 Ellis, Jordan.....2005
 Ellis, Robert Anthony.....1974-75
 Emerson, Robert Marrye.....1975-76-77
 Erbaugh, Douglas William.....1981
 Evans, Hugh McCloskey.....1988
 Evans, Kerr Stewart, Jr.....1966-67-68
 Evans, Tom P.....1948-49-50

F

Fahy, Kevin.....1994
 Farmer, Paul.....1927
 Farquhar, Norman.....1941-42
 Farrell, Jeremy.....2006-07-08
 Farson, George W.....1960-61-62
 Fay, R.R.....1919
 Fayonsky, Sam W.....1928
 Fechter, William C.....1942
 Fiegel, Todd Andrew.....1989-90-91
 Finlay, E.....1912-13
 Fisher, Chad.....2004
 Fisher, Derek.....2012-13-14
 Fisher, Stanford A.....1961
 Fitchett, M.S.....1910-11-13-14-15
 Fitz-Hugh, G.S., Jr. (Mgr.).....1961
 Fitzhugh, Donald Lewis.....1935
 Fletcher, G.R.....1931-32-33

Florio, Joe.....2005
 Floyd, E.N. (Mgr.).....1910
 Floyd, Mike.....1999-00
 Ford, Kevin.....1993-94-95-96
 Forst, John J.....1949-50
 Forsy, Joseph.....1954-55-56
 Foster, Henry P.....1923-24
 Fox, Robert D.....1961-62
 Friedberg, Samuel.....1926-27-28
 Fulton, W.H.....1907-08-09
 Fuqua, Michael Bond.....1985-86

G

Gale, Christopher.....2001-02-03-04
 Galloway, John.....1994-95-96
 Gammon, F.A.....1914-15-16
 Gammon, Larry J.....1964-65-67
 Gardner, Scott Alan.....1973-74-75
 Garland, John.....1953-54
 Gerstenmaier, Jack.....2015-16
 Ghrist, Jordan.....2002-03-04
 Gibson, Carl E., Jr. (Capt.).....1963-64-65
 Gilbert, Peter (Mgr.).....1959
 Gill, Jason.....1991
 Gilleland, Ryan.....1995-96-97-98
 Gillette, James T., Jr.....1938-39-40
 Gillette, Turnbull.....1941-42-43
 Gillispie, Paul.....2001-02-03-04
 Giraldo, Luis.....1997-98-99-00
 Glauber, Robert.....1927-28
 Goodman, Leonard.....1944
 Goodman, Robert.....1989-90
 Gonzalez, Julian.....1996-97-98-99
 Gordon, Geoffrey N.....1966-68
 Gordon, Michael.....1979-80-81-82
 Gosney, Luther S.....1939-40
 Gosselin, Phil.....2008-09-10
 Gowin, Terry Kent.....1966
 Gragnani, Reed.....2010-11-12-13
 Grant, D.W.....1913-14-15
 Gravins, Thomas B.....1958-59-60
 Green, B., Jr.....1914-15-16-17
 Greene, Gary N.....1969
 Greene, Wayne.....1952
 Greer, David Oxford.....1968-69
 Gregham, Thomas C.....1968
 Greisinger, Seth.....1994-95-96
 Grimes, Donald R. (Mgr.).....1964
 Grisham, Ty.....2002-03
 Grounds, Holden.....2016
 Grovatt, Dan.....2008-09-10
 Grove, Brad.....2008-09
 Guy, David Powell.....1985-86-87-88
 Guyer, Brandon.....2005-06-07
 Gwathmey, H.H.....1917-18-19

H

Haden, Gregory Keith.....1976-77-78-79
 Haden, Robert H.....1941
 Hagan, Tom.....2003-04-05-06
 Hall, Aza Tyndall.....1935
 Hall, Charles Y., Jr. (Capt.).....1967-68
 Hall, Franklin Woodrow, Jr.....1984-85
 Hall, McClure.....1958
 Hall, Rodney Dean.....1973-74
 Hall, William Edwin.....1970-71-72
 Hall, W.H., Jr (Capt.).....1956-57-58
 Hall, Yates.....1992-93-94
 Halley, Shane.....2009-10-11-12
 Halstead, Arthur L.....1965-66-67
 Haly, Keith.....1995-96-97-98
 Hansard, Greg.....2000-01-02-03
 Hardy, Robert (Capt.).....1955-56-57
 Hare, Reese.....1927
 Harman, William B.....1939-40-41
 Harrington, Chesdin.....2016-17
 Harrington, Colin.....2011-12-13
 Harris, Duane A.....1973
 Harris, Glenn Raymond.....1980-81-82-83
 Harris, Stanley S.....1950
 Harrison, Jalen.....2017
 Harrison, Preston.....1953
 Harrison, Robert E., Jr.....1921-22
 Hartman, Chris.....1993
 Harvey, William Lee (Capt.).....1974-75-76
 Haseley, Adam.....2015-16-17
 Headd, Scott.....2002-03-04-05

LETTERWINNERS

Heatwole, Gary Douglas.....1972-73-74
 Helmer, George.....1991-92
 Henry, Tim.....2004-05-06-07
 Heon, Steven N. (Capt.)1979-80-81-82
 Hernandez, Reynaldo.....1992
 Herndon, Ken.....1993
 Heurich, Robert G.....1950
 Hewitt, J.S.....1913
 Hickman, Canon.....2001-02-03-04
 Hicks, Ben.....2002
 Hicks, John.....2009-10-11
 Hicks, William Joseph.....1952-53
 Hielig, Robert.....1959
 Hilburn, Brian Michael.....1970-71-72-73
 Himes, Ben.....2000
 Hoare, Tommy Ehler (Capt.).....1982-83-84
 Hoch, Casey.....1991-92
 Hodges, Thomas B.....1964
 Hodgson, Asbury Hull.....1921
 Hoff, J.F.....1907-08-09
 Hoffer, Martin S.....1936
 Holden, Richard Derr.....1978
 Holland, Howard.....1923-24-25-26-27
 Holland, William Whitaker.....1930
 Hollar, Barry Lynn.....1974-75
 Hollar, Hunter Ray.....1968-70-71
 Honaker, S.W.....1907-08-09-11-12
 Hooff, Charles Rapley, Jr.....1933-34-35
 Hopkins, David Mark.....1981-82
 Hopkins, Richard L.....1967-68
 Horton, David Scott.....1983-84-85-86
 Horton, Ricky Neal.....1978-79-80
 Howard, Nick.....2012-13-14
 Howze, C.P.....1919
 Hubbard, Garland R.....1923-24
 Hudson, Ryan.....2004-05-06-07
 Hume, J.S.....1909-10-11-12
 Huff, Robert M (Capt.).....1947-48-49
 Hultzen, Danny.....2009-10-11
 Hunt, Corey.....2008-09-10-11
 Hunt, Shooter.....2005-06
 Hurrie, Mark.....1999-00-01-02
 Hushion, John B.....1927-28

I
 Inge, Clifton.....1956-57
 Irving, Nate.....2012-13-14

J
 James Philip.....2011
 Jarecke, Robert F.....1944-50
 Jeffries, Thomas N.....1927
 Johns, Douglas Alan.....1987-88-89-90
 Johnson, Ed C.....1958
 Johnson, J.M.....1944
 Jones, A.P.....1907
 Jones, Carlton Shepherd.....1980
 Jones, Chris (Capt.).....1993-94
 Jones, Connor.....2014-15-16
 Jones, Maury L.....1954-55
 Jordan, Howard Tyler.....1972-73-74-75
 Jordan, W.H.....1908
 Jortland, Robert.....1962
 Joseph, Charles.....1956-57-58
 Judkins, William L., III.....1969-71-72

K
 Kahn, Sam.....1993-94-95-96
 Kalamaya, Ryan.....1999-00
 Kampshor, John.....1981-82-83-84
 Kamrath, Jeff.....2001-02-03-04-05
 Kantor, Doug.....1988-89-90
 Karstetter, Ryan.....2016
 Kasprzak, John F., Jr.....1986
 Katos, Michael J.....1966
 Kavulich, Andrew.....1986-87-89
 Keesee, Stuart.....1956
 Keiper, Tommy.....1998-99-00
 Kelley, William R.....1968
 Kemmerer, Jon.....1995-96-97-98
 Kendall, Charles R.....1941
 Kennedy, Casey.....1997-98-99
 Keyser, Thomas Franklin.....1975
 Kihm, Edward (Capt.).....1968-69-70-71
 Kindley, Wilbur A.....1924-25-26
 King, Charles C., Jr.....1940
 King, Jared.....2009-11-12-13

Kinsman, Ted.....1995-96-97-98
 Kirby, Nathan.....2013-14-15
 Kirk, Herbert.....1943
 Kirkeide, Kyle.....1996
 Kirtley, Todd.....1982
 Kirwin, Paul.....1952-53
 Kizer, John P.....1938
 Kline, Brandon.....2010-11-12
 Knight, Caleb.....2017
 Kolar, Kye.....2004
 Koontz, James Andrew.....1982-83-84-85
 Korber, Douglas John.....1976-77
 Koshansky, Joe.....2001-02-03-04
 Koval, Barry B.....1966
 Kowalski, Keith (Capt.).....1984-85-86
 Krokorian, Kent.....2004
 Kruger, Theodore (Mgr.).....1949
 Kruse, Kent Todd.....1990-91-92-93
 Kughn, Christopher J.....1987-88-89-90
 Kuyk, Charles F.G.....1921
 Kuyk, Dirk A.....1920-21-22

L
 LaCross, David Michael.....1972-73-74
 Laird, Adam.....2002-03-04-05
 Lambert, Casey.....2004-05-06-07
 Lambiotte, Jules, Jr. (Capt.).....1962-63-64
 Landes, W.D.....1913-14
 Lane, Fletcher.....2000
 Lange, Joseph Anthony.....1981-82-83
 Lange, Paul.....1990-91
 Lankford, Frank G.....1990-91-92-93
 LaPorta, Scott Albert.....1982-84
 La Prise, John.....2013-14-15
 Larison, Robert.....1957
 Laszewski, Marion (Mgr.).....1955
 Latchum, Henry.....1943
 Latham, Anthony.....1981-82-83
 Laughlin, Dillard C.....1950
 LaVigne, Tim.....1997-98-99-00
 Lawler, L.F.....1907
 Lawler, Robert P.....1933-34
 Leachman, John P.....1946-47-48-49
 Lee, Andrew.....1996
 Lee, Charles B.....1925-26-27-28
 Lee, Harry (Capt.).....1952-53-54-55
 Lee, Keith Lamont.....1986-87-88-89
 Lee, Sam Lile.....1931-32-33
 Lescanec, Loyde West.....1977-78-79-80
 Levine, Ryan.....2011
 Lewicki, Artie.....2011-12-13-14
 Lewis, Minor Botts.....1930
 Lile, M.C.....1911-12-13-14
 Limburg, Pete.....1962
 Limburg, Ronald.....1960
 Lindner, Michael David.....1987-88-89-90
 Linder, Steve.....1991-92-93-94
 Linker, Robert L.....1958
 Liskey, Keith A.....1965-66-67
 Lisle, Brett.....2013-14
 Lohr, Charles Michael.....1958-59-60
 Long, Maurice G., Jr.....1930
 Long, Michael Alan.....1987-88-89-90
 Lopez, Javier.....1996-97-98
 Lorick, Jeff.....2007-08-09
 Lowry, Christian.....2015
 Lucas, John W.....1934
 Lucas, Sean.....2009
 Lucido, Matt.....2004
 Luck, Samuel P., Jr. (Capt.).....1932-33-34
 Luina, Miguel.....2002-03-04
 Luse, Jan M.....1969
 Luther, James H.....1925
 Lutton, David.....1995
 Lynch, Daniel.....2016-17
 Lynch, David Wayne.....1982-83-84-85

M
 MacDonald, Alexander (Mgr.).....1912
 MacFarland, Benjamin S.....1935
 Mackenzie, Charles G.....1938
 Macon, Barclay.....2001
 Madden, Kevin Michael (Capt.).....1984-85
 Maddux, H.C.....1907-08
 Mahood, Alexander M.....1922
 Mahood, C.D.....1918-19-20-21
 Male, Evan James.....1935-36-37

Malloy, Robert William.....1983-84-85-86
 Malone, Scott Patrick.....1989-90
 Mangum, Charles (Capt.).....1977-78-79-80
 Maphis, Sam W.....1924-25
 Marchetti, Louis.....1949-50
 Marinak, Chris.....1999-00-01-02
 Marrale, Michael, Jr.....1987-88
 Marsh, Brandon.....2006-07
 Marshall, Samuel B.....1939
 Martin, Marion.....1957-58
 Martinson, Hans Rolf.....1989-90-91-92
 Marvin, Robbin M. (Capt.).....1969-70-71-72
 Marvin, Robbin.....1999-00
 Marwitz, David Bradley.....1984-85-86
 Massie, Henry M, Jr.....1962-63-64
 Massimini, Michael Francis.....1970
 Mawyer, William Ivar, Jr.....1976
 Mayberry, Whit.....2010-11-12-13-14
 Mayer, Grant.....2000
 Maynard, Daniel Joseph (Capt.).....1984-85
 Mazurek, Marty.....1995
 McAlpine, Robert E (Mgr.).....1942
 McAnaney, Pat.....2005-06-07-08
 McCall, J.E., Jr.....1916-17-18
 McCall, J.L.....1919-20
 McCann, William T.....1939-40-41
 McCarthy, Jake.....2016-17
 McCarthy, Joe.....2013-14-15
 McCleary, Shawn.....1999-00-01-02
 McClelland, Walter.....1943
 McCormick, Hugh D.....1928
 McCoy, Doug.....1983
 McCoy, John.....1944
 McCoy, Kallen.....2001-02
 McCoy, Thomas A.....1923-24-25-26
 McCrory, John Walter.....1987-88-89
 McDonald, Kevin Francis.....1986-87-88
 McGettigan, Brian.....1994-95-96
 McGee, Robert.....1960
 McGrane, Eric.....1998-99-00
 McGraw, James Albert (Mgr.).....1970-71
 McGuire, John.....1913
 McKee, Tom (Mgr.).....1956-57
 McKinley, Robert A.....1942-43
 McLaughlin, James, II (Capt.).....1986-87
 McMahan, Harry, Jr.....1972-73-74
 McMillan, Mark.....1987-88-89-90
 Meadows, Terry.....1993-94-95-96
 Meeks, Donald Marshall.....1980-81-82
 Meleski, Mark Stephen.....1979-80-81
 Melrose, J.T.....1929
 Melroy, Donald James.....1990-91-92-93
 Meola, Anthony Michael.....1988
 Meola, Jonathan.....2016
 Mercer, Richard Wayne.....1983
 Merchak, Daniel John.....1969-70
 Merial, Tom.....1997-98
 Merrill, Sereno.....1940
 Merritt, Charles W.....1942
 Metzger, Jon.....1998-99-00
 Miclat, Greg.....2006-07-08
 Mielziner, William Samuel.....1929-30
 Millen, Robert S.....1930
 Miller, C.Bradley.....1982-83
 Miller, Courtney Stuart.....1984-85-86
 Miller, James.....1953-54
 Miller, William.....1955
 Mitchell, Chace.....2012
 Mitchell, Mike.....2004-05-06-07
 Mitchell, Shawn.....1991-92-93-94
 Moon, Norman K. (Mgr.).....1958
 Moore, Charles (Capt.).....1976-77-78-79
 Moore, James Anthony.....1990
 Moore, J.S.....1907-08-09
 Moore, J.F. (Mgr.).....1912
 Moore, Kalvin Edwin.....1968
 Moore, Matt.....1992-93-94-95
 Moore, Tony.....1988-89-90
 Moran, W.G., Jr.....1919-20
 Morey, Robert.....2008-09-10
 Morgenthaler, Scott.....2003-04-05
 Morris, Dewey.....1958-59
 Morton, J.W.....1917-18
 Moses, H.....1907-08
 Mount, M.B.....1919
 Moyer, James.....1955-56-57
 Moynihan, Matt (Mgr.).....2004-06

Mullmann, Ted M.....1952-53
 Muncy, James Lee.....1986-87
 Murdock, Noah.....2017
 Murray, James Kirtis, III.....1983-84
 Musser, Jeffrey Stefan.....1979-80
 Mustard, Joseph Carson.....1936
 Myers, Josh.....2003-04-05-06
 Myers, Timothy Robert.....1987

N
 Narleski, William (Capt.).....1984-85-86-87
 Nash, W.H. (Mgr.).....1911
 Neff, D.W.....1912-13-14
 Neighbors, Henry.....1944-46
 Newlen, Carlton D.....1947-48
 Newmyer, Armand.....1943
 Newton, Robert.....2001-02
 Nichols, Frank P., Jr.....1939-40
 Nicholson, Bobby.....2017
 Nietopski, Jim.....1982
 Nisicki, Brian Patrick.....1989-90-91
 Nistad, Peter J.....1937-39
 Noe, Charles W.....1946-47-48-50
 Northern, David.....1952-53-54
 Norwood, Steven Howard.....1976-77-78
 Novak, Justin.....2015-16-17
 Novick, Joe.....2001
 Nuckols, Bradley.....1996-97-98-99

O
 O'Connor, Chad.....2010
 O'Neill, Barrett.....2012
 O'Sullivan, Kevin.....1990-91
 Oest, Trey.....2013
 Ouellette, Ryan.....2005
 Owens, Stanley Hart.....1968

P
 Packer, Matt.....2007-08-09
 Paisley, Teddy.....2017
 Pallotta, Dean Allen.....1973-74-75
 Pallotta, Eugene Angelo.....1973-74-75
 Pandak, William M.....1946-47-48-49
 Papi, Mike.....2012-13-14
 Parker, Eric.....1993-94
 Parker, Jarrett.....2008-09-10
 Parker, Will.....2000-01
 Parrish, Robert R.....1922-23-24-25
 Parrott, Robert.....1948-50
 Paschall, J.R.....1915
 Patton, James.....1948-49-50
 Patton, James D., III.....1942-43-46
 Patton, Samuel J.....1950
 Paulson, Louis George.....1967-68-69
 Pearson, W.H.....1909-10
 Peebles, James E.....1961
 Peirce, Brooke (Mgr.).....1942
 Peizer, Jeremy Reis.....1981
 Peltz, James Carnime.....1944
 Percy, William A.....1960-61
 Pettway, W.B.....1919-20-21
 Phillips, L.L.....1914-15-16
 Phillips, Tom.....1948-49-50
 Pickford, R.H.....1910-11
 Pincavage, John V.....1964-65
 Pinder, J.B., Jr.....1931-32
 Pinder, Joseph W.....1937-38-39
 Pinero, Daniel.....2014-15-16
 Pohle, George.....1962
 Poindexter, William Green.....1934-36
 Pope, Claiborne McD. (Mgr.).....1936
 Poppert, David.....1999-00
 Poss, Charles E.....1931-32-33
 Post, Mark.....1993-94-95-96
 Poutier, Robert (Capt.-2).....2005-07-08-09
 Powell, Bert.....1956-57
 Power, William B. (Capt.).....1958-59-60
 Priest, Mike.....2002-03
 Priftis, George (Capt.).....1980-81-82-83
 Pritchard, W.I.....1918-19-20-21
 Proscia, Steven.....2009-10-11
 Purvis, Claude E., Jr.....1933

LETTERWINNERS

R

| | |
|-------------------------------|---------------|
| Ragsdale, George | 2013 |
| Randolph, Middleton E. | 1928-29 |
| Ranzetta, Timothy John | 1988-89 |
| Ratcliffe, Clyde | 1959 |
| ReDavid, Louis F. | 1939 |
| Reed, Mayo (Mgr.) | 1955-56 |
| Reid, R.T. (Mgr. and Coach) | 1910-11 |
| Rentch, Bruce W. | 1962-63-64 |
| Rephan, Daughtery (Mgr.) | 1952 |
| Reusing, William R. | 1960-61 |
| Reynolds, Mark | 2002-03-04 |
| Rice, L.L. | 1907 |
| Richard, Roy Williams (Capt.) | 1944-50 |
| Richardson, Ben | 1997-98 |
| Richardson, Cayman | 2017 |
| Riesenfeld, Andrew | 2000-01-02-03 |
| Riffie, Mark | 2008 |
| Rivell, Robert Richard | 1987-88-89-90 |
| Rixey, Eppa, Jr. | 1912-13-14 |
| Rixey, W.W. | 1917-18-19 |
| Roach, Melvin | 1952-53 |
| Roan, F.J. | 1911 |
| Roberts, Clarke | 1996-97-98 |
| Roberts, Jack | 2015-16-17 |
| Roberts, Will | 2009-10-11 |
| Robinson, Adam | 1994-95-96 |
| Robinson, Joe (Mgr.) | 1948 |
| Robinson, Robby | 1994-95-96 |
| Roe, Shawn | 2004 |
| Rogers, John | 1954-55 |
| Rogers, Orin (Capt.) | 1933-34-35 |
| Rogers, W.E. | 1966 |
| Rosenberger, David | 2013-14-15-16 |
| Rothwell, S.S. | 1918 |
| Rourke, Stephen (Mgr.) | 1979 |
| Rowell, Joseph W. (Capt.) | 1946-47 |
| Rueffert, Mark | 1998-99-00-01 |
| Rudd, Steven Kent | 1983-84-85 |
| Ruffin, Sidney M. (Mgr.) | 1939 |
| Rule, Jake | 2007-08 |
| Russell, Fred | 1957-59 |
| Ruyak, Todd Eric | 1989-90-91-92 |
| Ryder, Jack | 1952 |

S

| | |
|---------------------------------|---------------|
| Sammons, C. David (Capt.) | 1986-87-88-89 |
| Sargent, George L. | 1941 |
| Sargeant, James E. (Capt.) | 1939 |
| Savedge, Henry Kent | 1985-86-87 |
| Sawrie, N.J. | 1907-08 |
| Sayer, Richard | 1960 |
| Sborz, Josh | 2013-14-15 |
| Scafuoro, Albert O. | 1942 |
| Scaglione, John | 2006-07 |
| Schenk, Jonathan | 1996 |
| Schlim, Joseph Alexander | 1985-86 |
| Schuett, Andrew M. | 1977-78-79 |
| Schultz, Robert F., Jr. (Capt.) | 1967-69 |
| Schulz, John R. | 1946-49-50 |
| Schwab, John (Mgr.) | 1954 |
| Schwartz, Charles Frederick | 1935-36 |
| Schwimer, Michael | 2005-06-07-08 |
| Scott, Carter (Capt.) | 1962-63 |
| Seabolt, Charles F. | 1967-68 |
| Seabolt, Louie H., Jr. | 1963-64 |
| Seabury, Beau | 2006-07 |
| Sebo, James Robert | 1970-71 |
| Seiler, Stuart Keith | 1987-88-89-90 |
| Sellers, Robert Scott | 1974-75 |
| Sekany, Jason | 1996 |
| Seward, Donnie | 1993-94-95-96 |
| Sexton, Thomas K. | 1922 |
| Shambora, Tyler | 2016-17 |
| Sharff, Richard Lee | 1988-89-90 |
| Sheap, Christopher N. (Mgr.) | 1965 |
| Sheets, Roland Thayer | 1959-60-61 |
| Sherlock, Brian | 1995-96-97-98 |
| Shifflett, Mitchell | 2011-12 |
| Shoor, Robert Murray | 1936 |
| Shore, Casey | 1990-91-92-93 |
| Shrout, Kevin | 1997-98-99-00 |
| Shulman, Harold | 1965 |
| Silverstein, Scott | 2009-11-12-13 |
| Simmons, Cameron | 2016 |
| Sipple, Frank (Capt.) | 1931-32 |

| | |
|-----------------------------|------------------|
| Slaughter, Sean | 2004 |
| Sloan, Andrew MacKinnon | 1986 |
| Sloan, John Kirkpatrick | 1929-30 |
| Slutz, R.J. | 1994-95 |
| Smith, Alex | 2004-05-06-07 |
| Smith, Clifford (Capt.) | 1974-75-76-77 |
| Smith, Edward A. (Mgr.) | 1960 |
| Smith, E.W. | 1915-16-17-18-19 |
| Smith, Pavin | 2015-16-17 |
| Smith, Ryan | 2008 |
| Smith, Walter C. | 1939-40 |
| Smith, Wayne Stephen | 1980-81 |
| Smither, Kenneth William | 1980-81 |
| Snapp, Kent | 1991 |
| Snoddy, Eric | 1997-98 |
| Solan, Richard J. | 1964-65 |
| Sousa, Bennett | 2015-16-17 |
| Spencer, William A. | 1961-62 |
| Sperling, Evan | 2017 |
| Spigone, Richard C. (Capt.) | 1969-70-71 |
| Spooner, Gabe | 2002-03 |
| Sposato, Peter Joseph | 1976-77-78-79 |
| Sroba, Joseph Peter | 1975 |
| Sroba, Stephen John, Jr. | 1971-72-73-73 |
| Starr, Shooter | 2000-01-02-03-04 |
| Stearns, P.N. | 1919 |
| Steinburg, H.C. | 1931-32 |
| Stephens, John W, Jr. | 1928-29 |
| Stevens, Robert Matthew | 1983-84 |
| Stock, Kevin Alan | 1989-90-91-92 |
| Stickley, W.E. | 1914-15-16 |
| Stone, David | 1999-00-01-02 |
| Strain, Don | 1952 |
| Strange, John Allan | 1971 |
| Street, Dan | 1999-00-01-02 |
| Street, Matt | 2001-02-03-04-05 |
| Stuart, Steeter Stanley | 1990-91-92-93 |
| Stull, Aaron | 2011 |
| Susong, D.S. | 1907-08 |
| Swab, Kenny | 2010-11 |
| Swanson, Allie | 2005-06 |
| Sweet, Stephen Chris | 2000-01-02-03 |
| Syer, John B. | 1960-61 |
| Syrek, Adam Christopher | 1988-89 |

T

| | |
|---------------------------------|------------------|
| Taglieri, Marc (Capt.) | 1991-92-93-94-95 |
| Talley, Daniel D., III (Mgr.) | 1941 |
| Tanner, Daniel | 2003 |
| Tata, Robert | 1952-53 |
| Tate, Lawrence K. | 1962-63-64 |
| Tate, Robert | 1952 |
| Tavener, Frank S., Jr. | 1922 |
| Taylor, Chris | 2010-11-12 |
| Taylor, Tazewell, Jr. | 1919-20-21-22 |
| Tazewell, L.W. (Mgr.) | 1909 |
| Tedder, Jackson | 2017 |
| Tekker, Cameron | 2013-14 |
| Temple, Paul Richard | 1972 |
| Thaiss, Matt | 2014-15-16 |
| Thomas, Clayton Allen | 1981 |
| Thomas, Harry Lee, Jr (Capt.) | 1973-74-75-76 |
| Thomas, John | 1997-98-99-00 |
| Thomas, Paul Stanley | 1976-77-78-79 |
| Thompson, Gregory Dean | 1980 |
| Thompson, Jacob | 2006-07-08 |
| Thompson, Justin | 2009-10-11-12 |
| Thom, A.P. | 1909 |
| Thurman, A.G. III | 1917-18 |
| Timberlake, William, Jr (Capt.) | 1959-60-61 |
| Tisdale, Joseph C., Jr. | 1962-63-64 |
| Todd, David | 1936 |
| Towns, Kenny | 2012-13-14-15 |
| Trotter, Tom (Mgr.) | 1952-53 |
| Turnbull, Edward R. | 1964-65-66 |
| Turner, Kenneth | 1953-54-55 |
| Turp, David H (Capt.) | 1944-50 |

U

| | |
|-----------------------------|------------|
| Umbach, Arnold William, III | 1986-87-88 |
| Umbach, Heath | 1991-92 |
| Underwood, Cecil | 1955-56 |

V

| | |
|-----------------------|------------|
| Valdes, Franco | 2008-09-10 |
| Vance, Robert G., Jr. | 1920-21 |
| Ventre, Adam | 2005 |
| Vernon, Roger | 1949 |
| Vest, Ryland H. | 1963 |
| Veth, George Andrew | 1989 |
| Vick, Todd Whitfield | 1988 |
| Voigt, Paul Kenneth | 1977-78-79 |
| Vroman, Doug | 2000-01 |

W

| | |
|--------------------------------|------------------|
| Waddell, Brandon | 2013-14-15 |
| Wade, Neal O., Jr. | 1946-47-48-49 |
| Wagner, Craig Steven | 1970-73 |
| Walker, A.S., (Capt.) | 1907-08-09 |
| Walker, C.C. | 1909 |
| Walsh, Charles M., III (Capt.) | 1940-41-42 |
| Washington, James | 1991 |
| Watkins, John C. | 1922 |
| Weber, Andy | 2016-17 |
| Wehrle, Robert E. (Mgr.) | 1950 |
| Weiller, Jack | 2016 |
| Weinberg, Joseph Sidney | 1981 |
| Weisinger, Chester | 1952 |
| Wentz, Earle Russell | 1963 |
| Werman, Keith | 2009-10-11-12 |
| Werman, Kyle | 2001-02-03-04-05 |
| West, George F. | 1942 |
| West, William, Jr (Capt.) | 1978-79-80-81 |
| White, Charles A. | 1968-69 |
| White, C.M. | 1917-18 |
| White, J.L. | 1914-15-16-17 |
| White, Syd | 1953 |
| White, William Duval | 1972-73-74-75 |
| Whitehead, Richard C. | 1965-66-67 |
| Whitley, Reece (Capt.) | 1957-59 |
| Wilcox, James S., Jr. | 1944 |
| Wilcox, Mack R., Jr. | 1964-65 |
| Willey, John R. | 1939-40-41 |
| Williams Charles Edward | 1970-71-72-73 |
| Williams, Jonathan (Capt.) | 1971-72-73-74 |
| Williams, "Lump" (Mgr.) | 1954-55 |
| Willis, Synnion | 1996 |
| Wilson, Johnnie | 1988-89-90-91 |
| Wilson, Thomas Patrick (Capt.) | 1976-78 |
| Wilson, Riley | 2017 |
| Wilson, Tyler | 2008-09-10-11 |
| Wilson, William L. | 1946 |
| Wiltshire, Richard W. | 1941-42 |
| Wingfield, Patrick | 2005-06-07-08 |
| Winiarski, Cody | 2010-11 |
| Winn, Robert | 1949-50-51 |
| Withelder, Greg | 1998-99 |
| Witmer, C.A. | 1910-11 |
| Woodruff, Thomas | 2012-13-14-15 |
| Woodson, D.B., Jr. | 1907 |
| Woolfolk, R.K. | 1919 |
| Word, Robert | 2000-01-02 |
| Word, W.E., Jr. | 1915 |
| Wrenn, McDonald E. | 1925-26-27-28 |
| Wright, Edward Henry | 1930 |
| Wright, John | 1959 |
| Wyant, Hunter | 1998-99-00-01 |

Y

| | |
|------------------------|---------------|
| Yarbrough, A. N. | 1958 |
| Yates, William Guerald | 1968 |
| Yevak, Thomas Edward | 1985-86-87 |
| Young, Austin | 2011-12-13-14 |

Z

| | |
|-----------------------|---------------|
| Zaikov, Craig | 1993-94-95-96 |
| Zawatski, Geoff | 1995-96 |
| Zdacewicz, Raymond | 1976-78 |
| Zehmer, Charles L. | 1953-54-55 |
| Zentgraf, Anthony Leo | 1975-76 |
| Zimmerer, Alan | 2001-02-03-04 |
| Zimmerman, Ryan | 2003-04-05 |
| Zucchelli, Ron | 1989-90-91-92 |

VIRGINIA ADMINISTRATION

TERESA A. SULLIVAN UNIVERSITY PRESIDENT



Teresa A. Sullivan is the University of Virginia's eighth president. Since taking office in 2010, she has led UVA through a period of significant progress. In fall 2012, she launched a planning effort to provide a road-map for the University's future, while gathering input from 10,000

alumni, parents, students, faculty, staff, and others. This effort produced a new strategic plan for the University, the Cornerstone Plan. President Sullivan developed a new financial model for the University to ensure stability and transparency and to spur innovation in a period of significant financial pressure in higher education.

President Sullivan has assembled a highly effective leadership team and staff. Working with her team, President Sullivan has prepared UVA to tackle the serious challenges in higher education related to access, affordability, faculty compensation, and global competitiveness. UVA now has ongoing efforts, at both the unit and the pan-University levels, to reduce costs, improve processes, and enhance efficiency, while protecting the quality of the academic enterprise. In 2013, President Sullivan proposed a plan to aggressively improve faculty compensation after many years of stagnation in faculty salaries.

In spring 2013, President Sullivan led the University to completion of its \$3-billion capital campaign, and quickly announced plans to raise financial support for three strategic priorities: retaining and recruiting top faculty, restoring the University's Jeffersonian Grounds, and providing needy students with scholarships.

President Sullivan is a respected scholar in labor force demography and is the author or coauthor of six books and many scholarly articles.

President Sullivan is a member of the American Academy of Arts and Sciences and a Fellow of the American Association for the Advancement of Science. She serves as Chair of the Council of Presidents for the Association of Governing Boards of Universities and Colleges, Co-Chair of the National Research Council's Committee on Improving Higher Education's Responsiveness to Regional STEM Workforce Needs, and as a member of the Advisory Board for the Northern Virginia Technology Council. In 2016, the Governor reappointed her to the Innovation and Entrepreneurship Investment Authority.

President Sullivan came to UVA from the University of Michigan, where she was provost and executive vice president for academic affairs. Prior to her work at Michigan, Ms. Sullivan was executive vice chancellor for academic affairs for the University of Texas System, a position she held from 2002 until May 2006. She served as faculty member at the University of Texas at Austin from 1981 to 2006.

She is a graduate of Michigan State University's James Madison College, and earned her doctoral degree in sociology from the University of Chicago. She is married to Douglas Laycock, the Robert E. Scott Distinguished Professor of Law at UVA. They have two adult sons.

President Sullivan is a passionate fan of UVA athletics, and regularly attends sports events on and off Grounds.

CARLA WILLIAMS DIRECTOR OF ATHLETICS



Carla Williams was named Virginia's director of athletics October 22, 2017.

Previously, Williams served as an athletics administrator at the University of Georgia for 13 years and was named deputy director of athletics in 2015. During Williams' tenure as an administrator at

Georgia, its athletics teams won 16 NCAA team championships and 37 Southeastern Conference titles.

With the appointment, Williams became the first female African-American athletics director at a Power Five conference institution and is the fifth active female athletics director at that level.

In her role as deputy director of athletics at Georgia, Williams was responsible for the day-to-day operations of the department and its \$127 million budget. She served as administrator for the Bulldogs' football and Lady Bulldogs' women's basketball programs and also had supervisory responsibility for academic support services, business operations, compliance, event management, external operations, facilities and new construction, human resources, sports facilitators (21 sports and 15 head coaches), sports medicine, strength and conditioning, student services and ticketing. She helped to oversee \$162 million in facility additions, upgrades and improvements for the UGA athletics program.

Williams served as the Georgia Athletic Association's liaison to the president's office, provost's office, general counsel, equal opportunity office and student affairs. She also served as the athletics department's deputy Title IX officer.

Williams has the unique background of competing, coaching and administering at the highest levels of intercollegiate athletics. She was an All-SEC guard on the basketball court, then helped recruit and coach some of the greatest teams in Georgia's history before moving on to become one of the highest-ranking female administrators in Division I athletics.

Williams began her administrative career at Georgia in 2004. She served as associate athletic director (2004-2008), senior associate athletic director (2008-2011) and executive associate athletic director (2011-2015) before being promoted to deputy director of athletics.

Prior to joining the Bulldogs' staff, Williams was an assistant director of athletics at Vanderbilt (2000-03) and an associate director of athletics (2003-04). She oversaw 11 men's and women's sports as well as the Commodores' CHAMPS/Life Skills program. From 1997-1998, Williams was coordinator for student-athlete development and life skills at Florida State. While completing her Ph.D. in sport administration, Williams was also a graduate assistant for athletic academic support from 1998-2000.

Over the course of her career in intercollegiate athletics, Williams has administrative experience with each varsity sport sponsored by Virginia with the exceptions of field hockey, rowing, squash and wrestling.

NCAA and national organization committee membership are a big part of Williams' resume. She served on the executive committee (2010-2014) for the National Association of Collegiate Directors of Athletics. She was a member of the Southeastern Conference's executive committee (2009-2011), participated on the NCAA women's basketball issues committee (2010-2014) and was an executive board member of the National Association of Collegiate Women Athletic Administrators (2007-2009).

A native of LaGrange, Ga., Williams was a three-year starter for the Lady Bulldogs from 1987-89. She finished her career with 1,115 points, 425 assists and 285 steals. Those tallies ranked No. 10, No. 2 and No. 3 among Georgia's career leaders at the completion of

SENIOR STAFF



JIM BOOZ
Deputy AD
for Administration



NANCY RIVERS
Senior Associate AD/
Chief of Staff



DIRK KATSTRA
Executive Director
of Virginia Athletics
Foundation / Senior
Associate AD



JANE MILLER
Senior Associate AD
for Programs



TODD GOODALE
Senior Associate AD
for External Affairs



VALERIE RICHARDSON
Senior Associate AD
for Programs



ERIC BAUMGARTNER
Associate AD for
Compliance



STEVE PRITZKER
Senior Associate AD
for Business
Operations/CFO



ADRIEN HARRAY
Associate AD for
Student Services

her career.

Williams was then an assistant coach on hall of fame coach Andy Landers' staff from 1991-96, including teams which reached the 1995 and 1996 Final Fours, finished as NCAA runner-up in 1996 and won the 1991 and 1996 SEC Championships. Following the 1995-96 season, Williams moved into administration and served as UGA's assistant director of compliance from 1996-97 before continuing her ascent up the administrative ranks at Florida State, Vanderbilt and Georgia.

Williams and her husband, Brian, who held the title of associate professor of public administration & policy in UGA's School of Public & International Affairs, have three children: daughters, Carmen and Camryn, and a son, Joshua.

COVERING THE CAVALIERS

The 2018 Virginia Baseball fact book was prepared by the Athletics Media Relations office to assist the news media in its coverage of the Cavaliers this spring. Requests for additional information, feature materials and photographs should be made to AMR.

ATHLETICS MEDIA RELATIONS

University of Virginia
P.O. Box 400853
Charlottesville, VA 22904-4853
(434) 982-5500
VirginiaSports.com

The UVA Athletics Media Relations Office is located on the first floor of John Paul Jones Arena. Regular business hours are 8 a.m. to 5 p.m., Monday through Friday.

PRESS CREDENTIALS

Admission to the Davenport Field press box is by official credential only and strictly limited to members of the working press. Credentials are not intended for fans, friends or spouses. Cheering is prohibited.

Requests for credentials should be directed to Scott Fitzgerald in AMR no later than 24 hours before game time. Credentials will be left at the will call window at the main entrance or with the parking attendant at the driveway entrance to the stadium and may be picked up beginning two hours prior to gametime.

PARKING PASSES

Requests for Davenport Field parking passes should be directed to Scott Fitzgerald. These passes are located in the lot next to Lannigan Field (track lot).

Parking passes are not required in the University Hall West lot, across Alderman Road from Klocknër Stadium. Space in the U-Hall lot is available on a first-come, first-served basis.

PHOTO CREDENTIALS

All photographers and camera operators must wear a visible credential issued by AMR as well as an armband, which is available in the press box at each game.

No tripod equipment may be used on field level for the safety of the players. Photographers may shoot in the photo bays at the far end of each dugout as well as areas designated in the grandstand and outfield.

COACH/PLAYER INTERVIEWS

All interviews with coaches and players must be arranged through Scott Fitzgerald in AMR. Please do not contact coaches and student-athletes directly, as this will only slow down the interview process. It is requested that you allow at least one day to arrange interviews.

Players and coaches are typically available before weekday practices between 1:15-1:45 p.m. at Davenport Field or after practice upon request. Coaches and players are not available for interviews on game day, prior to the game.

Head coach Brian O'Connor is normally available on weekday mornings with advance notice.

POSTGAME INTERVIEWS

Postgame interviews are conducted in the Hall of Fame Room of Davenport Field after a brief cooling off period. Requested UVA players and head coach Brian O'Connor will be escorted to the HOF Room for all interviews. The UVA clubhouse is closed to the media.

Interviews with visiting team members and coaches will be conducted on the field or in the dugout and are subject to the policy of the visiting team's media relations representative.

TELEPHONES/WIRELESS INTERNET

Wireless Internet is available in the press box. Please see a member of the AMR staff for login directions and passcode. Ethernet lines also are available but are limited.

Should you require your own telephone for game coverage, please contact the AMR office.

GAME SERVICES

Game notes, lineup sheets, fact books/media guides and game programs are available in the press box. Final game statistics are distributed after the game. In-game statistics through StatBroadcast are available for media use only – please see a member of the AMR staff for login instructions.

Live statistics also will be available at VirginiaSports.com.

TELEVISION/RADIO RIGHTS

Virginia provides one free broadcast phone line for each visiting school for games at Davenport Field. UVA provides one telephone line for visiting radio broadcasts. If ISDN lines are needed, please contact the Athletics Media Relations at least one week in advance for further assistance.

Television rights are subject to restrictions set forth by the Atlantic Coast Conference and University of Virginia.

Television and radio crews should contact AMR for credentials to the games they are working. It also is requested that AMR be advised of any special needs crews might have well in advance so details can be worked out.

ATHLETICS MEDIA RELATIONS



JIM DAVES
Assistant AD for
Media Relations

Office..... 243-2467
Mobile..... 962-7668
jimdaves@virginia.edu



SCOTT FITZGERALD
Assistant Director/
Baseball Contact

Office..... 982-9878
Mobile... 908-246-6818
s.fitzgerald@virginia.edu

PHONE NUMBERS TO NOTE (434)

Athletics Media Relations 982-5500
Athletics Ticket Office 924-UVA1
(800) 542-UVA1
Baseball Camps 243-1066
Sports Promotions/Marketing..... 982-5600
Stadium Press Box..... 244-4071

DIRECTIONS TO DAVENPORT FIELD

Address: 434 Lannigan Lane,
Charlottesville, VA 22904

From the East/West: Take I-64 to exit 118B (Culpeper-Charlottesville). Take second exit (sign will say University of Virginia Information Center and Business 250 East) and bear right onto Ivy Road. At second light, turn left on to Copeley Road. The baseball field is behind the track on the left and not visible from the road.

From the North: Take Route 29 south into Charlottesville (Emmet Street). Turn right at Massie Road. Go to the next light and turn left onto Copeley Road. The baseball field is behind the track on the right.

From the South: Take Route 29 to Business Route 250 East (sign will say University of Virginia Information Center) and bear right onto Ivy Road. At second stoplight, turn left onto Copeley Road. The baseball field is behind the track on the left.

CAVALIERS ON THE RADIO



Cavalier baseball games are broadcast on WINA 1070 AM and 98.9 FM Charlottesville, the Home of the Hoos. The audio of every game is streamed online at VirginiaSports.com, and video

also is streamed for select games.

WINA produces all University of Virginia baseball games. WINA's Channing Poole (Virginia, '13) will handle the play-by-play duties.

For an updated radio schedule, visit the baseball schedule page at VirginiaSports.com.