



LOUISVILLE FOOTBALL

Rocco Gasparro | Rocco@GoCards.com | Cell: 502-262-2258 | Office: 502-852-0102
@UofLFootball | [Facebook.com/UofLFootball](https://www.facebook.com/UofLFootball) | [GoCards.com](https://www.GoCards.com)

SERIES HISTORY

SERIES INFORMATION: 7th meeting
OVERALL SERIES RECORD: UL leads 4-2
In Louisville: UL leads 3-0
In Charlottesville: UVA leads 1-2
First Meeting: Oct. 15, 1988
Last Meeting: Nov. 11, 2017
Longest Louisville Win Streak: 3 (2015-17)
Longest Virginia Win Streak: 2 (1989-2014)
Largest UL Win Margin: 48, (55-7, 1989)
Largest Virginia Margin: 2, (21-23, 201)
Smallest Virginia Win Margin: 1 (15-16, 1989)
SHUTOUTS: 0
OVERTIMES: 0

GAME INFORMATION

- **TV:** RSN
- **PLAY-BY-PLAY:** Wes Durham
- **ANALYST:** Jim Bates
- **SIDELINE:** Rebecca Kaple

- **SIRIUS:** 94
- **XM:** 193
- **INTERNET:** 955

- **RADIO:** 840 WHAS/790 WKRD
- **PLAY-BY-PLAY:** Paul Rogers
- **ANALYST:** Alex Kupper
- **SIDELINE:** Jody Demling

Social Media

- **FOOTBALL TWITTER:** @UofLFootball
- **FACEBOOK:** [facebook.com/UofLFootball](https://www.facebook.com/UofLFootball)
- **INSTAGRAM:** @UofLFootball
- **WEBSITE:** [GoCards.com](https://www.GoCards.com)
- **ATHLETICS TWITTER:** @GoCards
- **ATHLETICS FACEBOOK:** [Facebook.com/GoCards](https://www.facebook.com/GoCards)

LOUISVILLE SCHEDULE

Sept. 1	vs. #1 Alabama (ABC)	L, 14-51
Sept. 8	Indiana State (ACC Net.)	W, 31-7
Sept. 15	Western Kentucky (RSN)	W, 20-17
Sept. 22	*at Virginia (RSN)	12:30 p.m.
Sept. 29	*Florida State	TBA
Oct. 5	*Georgia Tech	7 p.m.
Oct. 13	*at Boston College	TBA
Oct. 27	*Wake Forest	TBA
Nov. 3	*at Clemson	TBA
Nov. 9	*at Syracuse	7 p.m.
Nov. 17	*NC State	TBA
Nov. 24	Kentucky	TBA



LOUISVILLE (2-1) VS. VIRGINIA (2-1)

Sept. 22, 2018 | 12:30 p.m. | Charlottesville, Va. | Scott Stadium (61,500)
TV: RSN | Radio: Louisville Sports Network



LOUISVILLE CARDINALS

Pts.: 21.7 | **Rush:** 139.7 | **Pass:** 168.0 | **Off:** 307.7
Rankings: AP - N/A, Coaches - N/A, CFP - N/A
Series Record: Louisville leads 4-2
Passing: Jawon Pass (28-56-3, 341 yds, 2 TD)
Rushing: Malik Cunningham (33 att, 183 yards, 1 TD)
Receiving: Jaylen Smith (6 rec, 98 yards, 1 TD)
Tackles: Tabarius Peterson (20 tackles)
Sacks: G.G. Robinson/Jarrett Jackson (2.0 sacks)
Interceptions: C.J. Avery 1 interception
Field Goals: Blanton Creque 3-3

VIRGINIA CAVALIERS

Pts.: 34.3 | **Rush:** 220.7 | **Pass:** 225.3 | **Off:** 446.
Series Record: Louisville leads 4-2
Passing: Bryce Perkins (50-78-1, 670 yds, 7 TD)
Rushing: Jordan Ellis (51 att, 380 yards, 5 TD)
Receiving: O. Zaccheaus (20 rec, 363 yards, 2 TD)
Tackles: Joey Blount (19 tackles)
Sacks: Chris Peace/Zane Zander (1.5 sacks)
Interceptions: Three players (1 interception)
Field Goals: A.J. Mejia 1-3

CARDINALS OPEN ACC PLAY AT VIRGINIA

■ Going 2-1 in non-conference play, the University of Louisville opens Atlantic Coast Conference action when it travels to Charlottesville to take on Virginia on Saturday at 12:30 p.m.

■ The Cardinals own a 4-2 advantage in the series, going 3-1 versus the Cavaliers since joining the league in 2015. The Cardinals won 38-21 last season at Cardinal Stadium and scored in the final seconds to win 32-25 in their last trip to Charlottesville in 2016.

■ Head coach Bobby Petrino is 3-1 all-time against Virginia, compiling a 1-1 mark in Charlottesville.

■ The Cardinals won their second game in a row by overcoming a 14-3 half-time deficit to squeak by Western Kentucky 20-17 last Saturday at Cardinal Stadium.

■ The Cardinals battled back from a 14-0 deficit for only the seventh time in school history, the first since overcoming a 21-0 lead by Kentucky to win 38-24 at Kroger Field during the 2015 season.

■ For the second-straight week, quarterback **Malik Cunningham** came off the bench to spark the Cardinals to the come-from-behind win. The Montgomery, Alabama, native rushed for a season-high 129 yards, while throwing for 88 yards. The 6-foot-1 signal caller is only the fourth signal caller to rush for 100 yards in a game, joining Benny Russell, Jim Wagoner, and Heisman Trophy winner Lamar Jackson — the school's all-time leading rusher.

■ Entering the game with seven yards rushing, **Dae Williams** carried nine times for 58 yards and two scores, including the game-winning one-yard run with 5:01 left in the fourth quarter.

■ For the second-straight week, defensive end **Tabarius Peterson** led the Cardinals in tackles, recording a career-high nine stops and a tackle for loss. Totaling eight tackles a week ago, Peterson leads the team with 20 tackles and tied for the lead with 2.0 tackles for loss.

■ Kicker **Blanton Creque** was a perfect 2 for 2 on field goals attempts, connecting on a pair of 23-yard attempts. With the two makes, Creque moved into a tie for fourth place all-time with 36 career field goals.

ACC OPENERS

■ The Cardinals open their fifth season in the Atlantic Coast Conference with a trip to Charlottesville to face Virginia. The Cardinals are 3-1 in ACC openers, including a 47-35 win over North Carolina last season. Overall, the Cardinals have registered a 21-11 record in their four ACC seasons.

■ In his ninth season, head coach Bobby Petrino is 5-3 in conference openers, including wins in his last two and four out of the last five contests. His last loss was a 20-17 decision at home versus Clemson in 2015.



Louisville Depth Chart

Offense

LT	73	Mekhi Becton (6-7, 355, So.)
	60	Tyler Haycraft (6-3, 295, R-Jr.)
LG	77	Linwood Foy (6-4, 301, Sr.)
	61	Caleb Chandler (6-4, 295, R-Fr.)
C	63	Nate Scheler (6-1, 293, R-Jr.)
	75	Robbie Bell (6-5, 298, R-So.)
RG	66	Cole Bentley (6-3, 316, So.)
	79	Kenny Thomas (6-6, 328, Sr.)
RT	72	Lukayus McNeil (6-6, 318, R-Sr.)
	74	Adonis Boone (6-5, 295, Fr.)
TE	11	Kemari Averett (6-6, 267, So.)
	83	Micky Crum (6-4, 258, R-Sr.)
	85	Jordan Davis (6-4, 254, R-Jr.)
WR	5	Seth Dawkins (6-3, 218, Jr.)
	86	Devante Peete (6-6, 205, R-Jr.)
	18	Justin Marshall (6-3, 204, R-Fr.)
WR	9	Jaylen Smith (6-4, 220, Sr.)
	82	Keion Wakefield (5-10, 175, R-So.)
	14	Marcus Riley (5-10, 170, Fr.)
WR	7	Dez Fitzpatrick (6-2, 202, R-So.)
	81	Emonee Spence (6-3, 189, R-Jr.)
	1	TuTu Atwell (5-9, 156, Fr.)
RB	12	Trey Smith (6-0, 218, R-Jr.)
	25	Dae Williams (6-1, 232, R-So.)
	33	Colin Wilson (6-1, 225, R-Fr.)
	34	Jeremy Smith (6-2, 225, R-Sr.)
	10	Javian Hawkins (5-9, 180, Fr.)
QB	19	Hassan Hall (6-0, 186, Fr.)
	4	Jawon Pass (6-4, 231, R-So.)
	3	Malik Cunningham (6-1, 190, R-Fr.)

Special Teams

LS	52	Mitch Hall (6-1, 208, So.)
	46	Brendan Lowery (6-0, 205, Jr.)
H	28	Mason King (6-3, 212, R-Jr.)
P	28	Mason King (6-3, 212, R-Jr.)
	47	Austin Johnson (6-2, 218, R-So.)
PK	45	Blanton Creque (5-11, 192, R-Jr.)
	36	Evan O'Hara (6-0, 215, Jr.)
KR	10	Rodjay Burns (6-0, 190, R-So.)
	3	Cornelius Sturghill (5-11, 188, R-Sr.)
PR	10	Rodjay Burns (6-0, 190, R-So.)
	82	Keion Wakefield (5-10, 175, R-So.)

Defense

DE	98	Tabarius Peterson (6-3, 252, R-So.)
	53	Amonte Caban (6-1, 253, R-Jr.)
	93	Gary McCrae (6-4, 235, Sr.)
DT	41	Michael Boykin (6-6, 290, So.)
	90	Jared Goldwire (6-6, 295, So.)
NT	94	G.G. Robinson (6-4, 298, R-Jr.)
	96	Henry Famurewa (6-2, 293, R-Sr.)
	58	Dejmi Dumervil-Jean (6-5, 378, Fr.)
DE	91	Derek Dorsey (6-3, 286, R-So.)
	8	Jarrett Jackson (6-6, 281, Fr.)
	92	Malik Clark (6-2, 272, R-Fr.)
WLB	9	C.J. Avery (5-11, 221, So.)
	13	P.J. Blue (6-3, 221, R-So.)
MLB	17	Dorian Etheridge (6-3, 230, So.)
	97	Nick Okeke (6-3, 242, R-Fr.)
	5	Robert Hicks (6-1, 248, Fr.)
SLB	97	Nick Okeke (6-3, 242, R-Fr.)
	49	Boosie Whitlow (6-03, 230, R-Jr.)
CB OR	10	Rodjay Burns (6-0, 190, R-So.)
	3	Cornelius Sturghill (5-11, 188, R-Sr.)
	6	Russ Yeast (5-11, 185, So.)
SS	11	Dee Smith (6-1, 208, Sr.)
	21	London Iakopo (6-0, 213, R-Sr.)
FS	30	Khane Pass (6-1, 205, R-Jr.)
	4	TreSean Smith (6-1, 202, So.)
CB	1	P.J. Mbanasor (6-1, 198, R-Jr.)
	2	Chandler Jones (5-10, 181, Fr.)
	12	Marlon Character (6-1, 194, So.)

PRONUNCIATION GUIDE

Yasir Abdullah	Ya-sear
Kemari Averett	AVE-rit
Mekhi Becton	Ma-kai BECK-tin
Rodjay Burns	Ra-jay
Amonte Caban	CA-bon
Blanton Creque	CREEK-e
Jack Fagot	FA-go
Henry Famurewa	am-a-RUE-a
London Iakopo	YA-ko-po
P.J. Mbanasor	em-BAN-a-SOR
Lukayus McNeil	loo-KAY-is
Nathan Scheler	SHE-ler
TreSean Smith	TREY-shawn Smith
Emonee Spence	a-MON-ee
Cornelius Sturghill	STIRGE-hill
Chris Taylor-Yamonoha	Yah-MA-noah
Dae Williams	Day Williams

PETRINO DOMINATES AT HOME

■ Head coach Bobby Petrino has dominated the opposition at Cardinal Stadium in his ninth season leading the Cardinals. The Helena, Montana, native has amassed a 42-7 all-time mark at home during his tenure after the 20-17 win over Western Kentucky last Saturday.

■ Petrino's teams have won home games at an 85.7 percent clip during his tenure, and own one of the longest home-winning streaks in school history after winning 22-straight games. His squads won 18-straight contests from 2003 until he departed for the NFL after the 2006 campaign. He returned to the Derby City in 2014 and captured four more home wins before dropping a 42-31 decision to Florida State on Oct. 30, 2014.

■ Petrino's team's have lit up the scoreboard in his nine seasons at Cardinal Stadium. His teams have averaged 41.8 points per contest over the span of 49 games. His squads have tallied 30 or more points 39 times and over 40 points on 28 occasions. The Cardinals scored 70 versus Cincinnati in 2004 and later equaled that mark with 70 against Charlotte in 2016.

■ In the ACC, the Cardinals are 11-4 at Cardinal Stadium and have won nine of 11 league contests at home after a 56-10 win over Syracuse to end the 2017 home slate.

■ Petrino's teams are 15-2 against non-conference opponents at Cardinal Stadium over his nine seasons. Louisville improved to 17-3 versus Conference USA opponents with the win over WKU.



PETRINO'S TEAMS SOLID ON THE ROAD

■ While head coach Bobby Petrino's teams have been stellar at home throughout his career, his road mark is equally impressive. In his ninth season with the Cardinals, Petrino has guided his squads to a 29-14 record on the road — having won eight of their last 12 games away from home. His teams are 10-2 on the road in September.

■ In ACC play, the Cardinals are 9-7 on the road — winning five of their last eight games away from home in league play. UofL finished 2-2 on the road last season, capturing victories at North Carolina and Florida State, while dropping games at NC State and Wake Forest.

■ The Cardinals are 15-9 on the road in non-conference play with Petrino at the helm.

PETRINO APPROACHING 120

■ Head coach Bobby Petrino continues to climb up the charts. In 15 seasons, Petrino's teams have registered 119 career wins, which is tied for 13th among active coaches. With his next victory, he would become the 12th active coach to register 120 career victories.

■ By securing his 120th career victory, he'd become the 112th coach all-time to have won at least 120 games while coaching at FBS schools and his 119 wins are 113th.

■ Currently, he's one of seven coaches in the ACC with over 100 career wins, joining Georgia Tech's Paul Johnson, Miami's Mark Richt, Wake Forest's Dave Clawson, Virginia's Bronco Mendenhall, Duke's David Cutcliffe, and Clemson's Dabo Swinney.

■ Petrino's .709 career winning percentage ranks 11th among active head coaches.

LOUISVILLE VERSUS THE ATLANTIC COAST CONFERENCE

■ Louisville begins its fifth season in the Atlantic Coast Conference, posting an overall record of 21-11. The Cardinals finished 2017 with a 4-4 mark in the league, it's worst since joining the league in 2014.

■ The Cardinals recorded identical 5-3 records in 2014 and 2015 before tying Clemson for the Atlantic Division title in 2016 with a 7-1 record.

■ All-time, the Cardinals are 54-59-1 against current teams from the ACC. Louisville has played Florida State a total of 18 times, the most of any league team. The Seminoles are 14-4 versus the Cardinals. Louisville is 6-4 versus Boston College; 0-4 versus Clemson; 2-0 versus Duke; 3-9-1 versus Miami; 5-3 versus North Carolina; 6-2 versus NC State; 8-9 versus Pitt; 10-6 versus Syracuse; 4-2 versus Virginia; 2-5 versus Virginia Tech; and 4-1 versus Wake Forest.

LOUISVILLE FOOTBALL

Louisville Football

Location:	Louisville, Ky.
Founded:	1798
Enrollment:	22,000
President:	Dr. Neeli Bendapudi
Athletic Director:	Vince Tyra
Conference:	Atlantic Coast Conference
Nickname:	Cardinals
Colors:	Red and Black
Stadium:	Cardinal Stadium (60,000)
Surface:	Field Turf

Head Coach Bobby Petrino

Years Coached:	14
Alma Mater:	Carroll College '83
Career Record:	119-49
Record at Louisville:	77-28
ACC Record:	21-11
Bowl Record:	3-5

Team Information

2018 Record:	2-1
ACC Record (Finish)	0-0
Ranking (AP/Coaches):	NA
Lettermen Returning:	44
Lettermen Lost:	18
Starters Returning:	15
Starters Lost:	12

Louisville History

First Year of Football	1912
Record (Years)	514-460-17 (100)
ACC Record	21-11
Conference Championships	8
All-Time Bowl Record	10-11-1

Atlantic Coast Conference Standings

Atlantic	Conf	Pct.	Overall	Strk
Boston College	1-0	1.000	3-0	W3
Syracuse	1-0	1.000	3-0	W3
Clemson	0-0	.000	3-0	W3
NC State	0-0	.000	2-0	W3
Wake Forest	0-1	.000	2-1	L1
Louisville	0-0	.000	2-1	W2
Florida State	0-1	.000	1-2	L1

Coastal	Conf	Pct.	Overall	Strk
Pitt	1-0	1.000	2-1	W1
Duke	0-0	.000	3-0	W6
Virginia Tech	0-0	.000	2-0	W2
Virginia	0-0	.000	2-1	W1
Miami	0-0	.000	2-1	W2
Georgia Tech	0-1	.000	1-2	L2
North Carolina	0-0	.000	0-2	L3

STATISTICAL COMPARISON

Category

	LOU	UVA
Record	2-1	2-1
Conference	0-0	0-0
Scoring Offense	21.7	34.3
Total Offense	307.7	446.0
Rushing Offense	139.7	220.7
Passing Offense	168.0	225.3
Scoring Defense	25.0	21.3
Total Defense	386.0	325.3
Rushing Defense	188.0	129.7
Passing Defense	198.0	195.7
KO Ret. Avg.	20.4	16.7
Punt Ret. Avg.	30.5	5.2
Net Punting	38.2	38.5
Time of Possession	27:26	32:46
3rd Down Conversions	33%	55%
Opp. 3rd Down Conv.	47%	38%
Fumbles Recovered	1	2
Passes Intercepted	1	3
Fumbles Lost	1	4
Interceptions Thrown	4	1
Turnover Margin	-3	0
Turnovers Gained	2	5
Turnovers Lost	5	5
Passing Efficiency	107.60	159.12
Pass Efficiency Defense	135.25	122.57
Penalties	23	12
Yards Penalized	208	100
Opp. Penalties	24	15
Opp. Yards Penalized	25	117
Sacks	5	5
Tackles For Loss	11	20
First Downs	55	63
First Downs Rushing	24	32
First Downs Passing	23	28
Red Zone Offense	89%	73%
Red Zone Defense	80%	83%

■ Head coach Bobby Petrino's teams are 30-13 all-time versus ACC competition. Petrino's teams are 3-1 versus Virginia and are a perfect 7-0 versus against Syracuse. Clemson (0-4) and Virginia Tech (0-1) are the only two team's Petrino's squads have a losing record against in his career.

CARDINALS FROM VIRGINIA

■ Louisville has just one player on the roster who hails from the state of Virginia (see table).

■ Sophomore offensive tackle **Mekhi Becton** from Highland Springs High has started 13 games on the offensive line in his first two seasons with the Cardinals. He scored his first career touchdown with a one-yard run versus Indiana State on Sept. 8.

VIRGINIA PLAYERS

Mekhi Becton Highland Springs

EXCELLING IN CONFERENCE PLAY

■ Head coach Bobby Petrino has won 77 games at Louisville, 45 coming in conference play. Over the course of his nine seasons, Petrino's teams have compiled a 45-17 mark in league play — spanning three different conference. His teams won a Conference USA title in 2004 and a BIG EAST crown in 2006.

■ From 2003-2004, Petrino's teams were 13-3 in Conference USA. His squads played in the BIG EAST Conference in 2005-06, going 11-3. Since joining the ACC, Petrino has led his teams to a 21-11 record in the last four seasons.

■ Overall, Petrino, who is in his 15th season as a head coach, owns an all-time record of 66-35 in conference action.

BEST CONFERENCE RECORDS

2004	8-0	C-USA
2016	7-1	ACC
2006	6-1	BIG EAST
2010	6-2	SEC
2011	6-2	SEC
2005	5-2	BIG EAST
2014	5-3	ACC
2015	5-3	ACC

NOTING THE WESTERN KENTUCKY GAME

■ Louisville improved to 96-32 all-time at home in Cardinal Stadium.

■ Under head coach Bobby Petrino, Louisville is 27-7 in the month of September.

■ The Cardinals are 32-11 in nonconference play under Petrino.

■ Louisville wins its seventh game in school history when trailing by 14 or more points before getting its first score.

■ Louisville has scored a TD all six times under Bobby Petrino in which the Cards have used an offensive lineman in the backfield.

■ Louisville (Jared Goldwire) blocked Western Kentucky field goal in the third quarter, the Cardinals' first blocked field goal since Purdue on Sept. 2, 2017.

■ Louisville won with 88 yards passing, its lowest passing total in a win since beating Southern Miss 21-17 on Sept. 29, 2012, with 85 yards passing in a rain storm in Hattiesburg.

■ Louisville has won 20 of its last 23 games when rushing for 200 yards or more.

■ Louisville wins its first game without a touchdown pass since beating Boston College 17-14 on Oct. 24, 2015.

■ **Dae Williams** had 58 yards rushing and two touchdowns on nine carries. He is the first running back with at least two rushing touchdowns since Reggie Bonnafon ran for a pair of scores versus Kentucky on Nov. 25, 2017.

■ **Malik Cunningham** is the fourth quarterback in Louisville history to rush for 100 yards in a game, joining Benny Russell, Jim Wagoner, and Lamar Jackson.

■ With 129 yards rushing, **Malik Cunningham** has the 19th highest single-game rushing total ever by a Louisville quarterback

■ **Blanton Creque** connected on two field goals, both from 23 yards, boosting his career field goal total to 36, matching Ron Bell (1987-90) for fourth on the school's list. Creque, who also made a pair of extra points, now owns 213 career points. He is three points shy of tying David Akers (1993-96) for fourth.

■ **Robert Hicks** earned his first career start and paced the Cardinals' defense with 11 tackles. He is the first true freshman to lead the team in tackles since Dorian Etheridge versus Syracuse on Nov. 18, 2017.

■ **Jarrett Jackson** had three tackles, including one sack for the second-consecutive game.

■ **C.J. Avery** had four tackles and one interception in the victory. He recorded his first career interception in the



Dae Williams

first quarter.

- **Jaylen Smith** had three catches for 38 yards, moving into 10th on the school's career list with 2,053 receiving yards.
- **Seth Dawkins** had one catch and extended his streak with at least one reception to 18-consecutive games.
- **Adonis Boone** made an appearance in the contest, becoming the 14th true freshman to play this season.
- **Lukayus McNeil** earned his team-high 36th career start.

NON-CONFERENCE SUCCESS

- The Cardinals have enjoyed tremendous success against non-league foes, going 29-13 since 2011, and own five victories in the last seven out-of-league games.
- The Cardinals have won 15 of 23 contests out of league since head coach Bobby Petrino's return in 2014.
- Petrino is 32-11 versus non-conference opponents during his nine years at Louisville, including a 16-2 mark at home.
- Petrino's teams are 11-3 on the road and 5-6 in neutral site games against non-conference foes.
- Dating back to the 2010 campaign, the Cardinals are 28-10 against non-conference opponents during the regular season, and have won 10 of the last 14 games out of their league.

VERSUS RANKED FOES

- Louisville holds a 16-52-1 all-time record against teams ranked in the Associated Press top 25 after the loss to Alabama. This mark includes records of 8-13 at home, 3-31-1 at road sites and 5-8 at neutral sites.
- The Cardinals are 6-23-1 against teams ranked in the top 10, and 8-12 as a ranked team playing a ranked foe.
- Head coach Bobby Petrino owns a record of 5-16 versus ranked opponents during his tenure at Louisville, which includes a win over No. 2 Florida State in 2016.

FUTURE NON-CONFERENCE GAMES

- **2019:** Sept. 2 vs. Notre Dame, Sept. 7 vs. Eastern Kentucky, Sept. 14 at Western Kentucky, Nov. 30 at Kentucky
- **2020:** Sept. 19 vs. Murray State, Sept. 26 vs. Western Kentucky, Nov. 28 vs. Kentucky
- **2021:** Sept. 4 vs. Mississippi, Sept. 11 vs. Eastern Kentucky, Sept. 18 vs. UCF, Nov. 27 at Kentucky
- **2022:** Sept. 17 at UCF, Nov. 5 vs. James Madison, Nov. 26 vs. Kentucky

PETRINO TOPS IN WINNING PERCENTAGE

- Head coach Bobby Petrino has enjoyed a tremendous amount of success at Louisville, winning at least eight games in all eight years, and has advanced to the postseason in each of those years.
- Petrino owns the top winning percentage of any of the coaches at Louisville, posting a .733 percentage, besting the .712 mark by Charlie Strong (2010-2013). Petrino has totaled a mark of 77-28 and has won nine games or more six times.
- His 77 wins are the second-most in school history, needing 42 to surpass the 118 wins Frank Camp compiled in his 23 seasons at Louisville.
- Petrino has coached 105 games — the third most in school history - trailing Frank Camp's 215 and Howard Schnellenberger's 112 contests.

TOP UOFL COACHES BY WINNING PERCENTAGE

	Years	W	L	T	Pct.
Bobby Petrino	9	77	28	0	.733
Charlie Strong	4	37	15	0	.712
Lee Corso	4	28	11	3	.702
John L. Smith	5	41	21	0	.661
Frank Camp	23	118	95	2	.553
Howard Schnellenberger	10	54	56	2	.491
Vince Gibson	5	25	29	2	.464

Record When ...

	'18	Petrino
August	0-0	1-0
September	2-1	27-7
October	0-0	20-10
November	0-0	23-6
December	0-0	5-4
January	0-0	1-1
Total	2-1	77-28

In ACC Play

At home	0-0	12-4
On the road	0-0	9-7
Neutral	0-0	0-0
Total	0-0	21-11

In Nonconference Play

At home	1-0	16-2
On the road	0-0	15-9
Neutral	0-1	4-7
Total	1-1	35-18

vs. AP Ranked Opponents

At home	0-0	3-3
On the road	0-0	0-6
Neutral	0-1	2-7
Total	0-1	5-16

In Games

Decided by 3 pts or less	1-0	6-10
Decided by 7 pts or less	0-0	14-13
Decided by 14 pts or more	1-1	46-12
Decided by 28 pts or more	0-1	29-3
Leading at halftime	0-0	68-9
Leading after 3 quarters	1-0	67-5

When Scoring

Less than 20 points	0-1	1-8
20+ points	2-0	68-17
30+ points	1-0	57-8
40+ points	0-0	39-2
50+ points	0-0	23-0
60+ points	0-0	12-0

When Allowing

10 or fewer points	1-0	23-0
20 or fewer points	1-0	42-1
25+ points	0-1	19-25

When Achieving

400+ yards of total offense	0-0	62-13
500+ yards of total offense	0-0	35-5
600+ yards of total offense	0-0	13-1
Less than 100 yards rushing	0-1	4-10
100+ yards rushing	2-0	40-16
200+ yards rushing	1-0	48-7
300+ yards rushing	0-0	18-0
100-yard rusher	1-0	45-9
100-yard rusher/receiver	0-0	14-5
Less than 200 yards passing	2-0	19-4
300+ yards passing	0-0	34-11
400+ yards passing	0-0	5-1
500+ yards passing	0-0	0-0
No turnovers	0-0	13-1

When Allowing

less than 200 total yards	0-0	7-0
less than 300 total yards	1-0	37-2
less than 400 total yards	2-0	63-10
400+ yards of total offense	1-1	15-17
less than 100 yards rushing	0-0	42-2
100+ yards rushing	2-1	34-25
less than 100 yards passing	1-0	9-0
less than 200 yards passing	1-0	36-7
300+ yards passing	0-0	9-10

Opponent Watch



Alabama (3-0, 1-0 SEC)

Last Week: def. Mississippi 62-7

This Week: Texas A&M

Next Week: Louisiana-Lafayette



Indiana State (2-1, 1-0 MVC)

Last Week: def. Eastern Illinois 55-41

This Week: Open

Next Week: Northern Iowa



Western Kentucky (0-3, 0-0 C-USA)

Last Week: lost to Louisville 20-17

This Week: at Ball State

Next Week: Marshall



Virginia (2-1, 0-0 ACC)

Last Week: def. Ohio 45-31

This Week: Louisville

Next Week: at NC State



Florida State (1-2, 0-2 ACC)

Last Week: lost to Syracuse 30-7

This Week: Northern Illinois

Next Week: at Louisville



Georgia Tech (1-2, 0-1 ACC)

Last Week: lost to Pitt 24-19

This Week: Clemson

Next Week: Bowling Green



Boston College (3-0, 1-0 ACC)

Last Week: def. Wake Forest 41-34

This Week: at Purdue

Next Week: Temple



Wake Forest (2-1, 0-1 ACC)

Last Week: lost to Boston College 41-34

This Week: Notre Dame

Next Week: Rice



Clemson (3-0, 0-0 ACC)

Last Week: def. Georgia Southern 38-7

This Week: at Georgia Tech

Next Week: Syracuse



Syracuse (3-0, 1-0 ACC)

Last Week: def. Florida State 30-7

This Week: Connecticut

Next Week: at Clemson



NC State (2-0, 0-0 ACC)

Last Week: Didn't play (weather)

This Week: at Marshall

Next Week: Virginia



Next Week:
Kentucky (3-0, 1-0 SEC)

Last Week: def. Murray State 48-10

This Week: Mississippi State

Next Week: Tennessee

COMEBACK CARDINALS

■ The Cardinals improved to 2-1 on the season, but had to battle back from a double-digit deficit. Trailing 14-0 in the second quarter, the Cardinals scored 17 second-half points to win 20-17.

■ The comeback was the seventh in school history when trailing by 14-0 or more points and also the second time coming under head coach Bobby Petrino. The Cardinals trailed Kentucky 21-0 before battling back for a 38-24 win at Kroger Field in 2015.

■ Prior to that, the last win when trailing by two or more touchdowns came in 2008, when the Cardinals trailed Middle Tennessee 14-0 before rallying for a 42-23.

■ The Cardinals are now 11-220 when trailing by 14 or more points when trailing at any point of the game.

COMEBACKS WHEN TRAILING BY 14-0 OR MORE

20-17 vs. Western Kentucky, Sept. 15, 2018
38-24 at Kentucky, Nov. 28, 2015
42-23 vs. Middle Tennessee, Oct. 18, 2008
39-34 at East Carolina, Nov. 15, 2001
34-24 at Wichita State, Nov. 28, 1970
24-17 vs. Dayton, Oct. 4, 1969
21-20 at Wichita State, Sept. 15, 1962

THAT'S A CHANGE

■ The Cardinals have been known to light up the scoreboard under head coach Bobby Petrino. However, versus Western Kentucky last weekend, the Cardinals used their defense and a 17-point second half to pull out the 20-17 win. The victory was only the second when scoring 20 or fewer points under Petrino. The Cardinals are 2-8 in games when scoring less than 20 points in a game.

■ Prior to the win over Western Kentucky, the last time the Cardinals won a game when scoring 20 or fewer points came in a 20-17 victory over Boston College in 2015.

CARDINALS IN OVERTIME

■ College football introduced overtime during the bowl season in 1995 and adopted the system for regular season games in 1996.

■ Since then, Louisville has played 10 overtime games, but hasn't played in an extra session since 2013.

■ The Cardinals are 5-5 all-time in overtime games. Petrino is 0-2 in overtime games at Louisville and 1-3 in his career.

■ The Cardinals are 5-5 in overtime games — losing four of their last six encounters. Their last win was a 31-24 victory at Cincinnati in 2013.

CARDINALS IN BOWL GAMES

■ Louisville has made 22 bowl appearances (eight under head coach Bobby Petrino) in school history. The TaxSlayer Bowl was the 16th different bowl the Cardinals have played in during the course of their history — sporting an all-time record of 10-11-1 and own wins in three of their last six appearances, including a 27-21 win in the Music City Bowl in 2015.

■ Dating back to 2010, the Cardinals are on a nine-year bowl streak, which is tied for 13th-longest streak in the nation. Louisville also had an impressive nine-game streak from 1998-2006 — four of which were bowls that were coach by Bobby Petrino (2003-06).

■ Of the 22 bowl appearances, 17 have come in the last 20 seasons.

■ The Cardinals failed to qualify for a bowl from 2007-09, the only three seasons since 1998 that they didn't reach the postseason.

■ The Cardinals made their first bowl game in 1958 in the Sun Bowl — a 34-20 win over Drake in El Paso, Texas.

STREAKS AND TRENDS

■ The Cardinals are 5-7 when scoring 20 points or less under head coach Bobby Petrino.

■ The Cardinals have scored just 10 points in the first half this season, including just three in the second quarter.

■ The Cardinals have five players with five or more receptions after the first three games of the season.

■ Running back **Dae Williams** recorded his first two touchdown game last week in the win over Western Kentucky.

■ Linebacker **C.J. Avery** recorded his first career interception and the first for the team in the win over Western Kentucky last Saturday.

■ The Cardinals are averaging 34 rushing attempts in their first three contests, while throwing an average of 27.3 times per game.

■ Since missing his first kick in the bowl game loss to Mississippi State, kicker **Blanton Creque** has made five-

straight field goals after opening the season with three made field goals.

- Wide receiver **Jaylen Smith** has reception streak of 25 games dating back to the 2015 season.
- Wide receiver **Seth Dawkins** has caught a pass in 18-straight games dating back to 2016.
- The Cardinals have totaled over 400 yards of total offense in 23 of the last 29 games. Louisville was held to fewer than 300 yards of total offense for the second-straight game.
- Louisville has forced at least one turnover in 25 of the last 29 contests, and has won 19 consecutive games when not committing a turnover.
- The Cardinals have scored 30 or more points in 21 of the last 29 games dating back to 2016.

CARDINAL STADIUM RENOVATION

- The Cardinals opened a \$63.25-million dollar expansion of the stadium on Sept. 8, which also included a major upgrade to the Howard Schnellenberger Football Complex.
- In the recent construction, Cardinal Stadium added approximately 6,000 seats, creating a unique look in the end zone structure and increasing the total seating capacity to about 60,800. The construction also provides about 25,000 square feet of additional space.
- While additional seating was added, the expansion also included approximately 800 modern club seats, 68 premium loge level boxes, and 12 exclusive field level suites. The club seats will have access to a premier gathering area that will provide viewing access to the field. Fans in that area will have an exclusive view to the players, who will be running onto the gridiron from a middle of the field level entrance after exiting the football complex through a tunnel.
- While the seating areas have drastically improved many of the sightlines, fans will also notice additional amenities that will enhance their game day experience. Recently, two 40-foot by 80-foot LED videoboards were installed in the north end zones and a 24-foot by 92-foot football videoboard will be installed in the south end zone. The stadium also will possess over 8,000-square feet of ribbon boards throughout the stadium, while a total of 344 feet of ribbon boards will be mounted on the east and west sides of the stadium.
- Cardinal Stadium, which first opened in 1998, featured a capacity of 42,000. In 2010, approximately 12,000 additional chairback seats were added to a second deck on the east side of the stadium in the UPS Flight Deck. The project included 33 new luxury suites on the Stites & Harbison Suite Level and 2,000 premium loge seats were added to the east side.
- A 60-foot wide Norton's Terrace was constructed at the top of the south end zone, connecting the east and west sides of the stadium. Also included in the previous expansion was the PNC Club, a 20,000-square-foot, glass-enclosed area that stretches from end zone to end zone at the loge level on the east side of the stadium.

ROSTER NOTES

- The Cardinals will play the 2018 season with one of the nation's smallest senior classes with just 11 dotting the roster. Here is a list of seniors: **Micky Crum, Jack Duane, Henry Famurewa, Linwood Foy, London Iakopo, Gary McCrae, Lukayus McNeil, Evan O'Hara, Dee Smith, Jaylen Smith, and Kenny Thomas.**
- The junior class has 22 student-athletes on the roster, while the redshirt freshmen and sophomores totals the largest number on the squad at 50.
- The Cardinals added 25 players to the freshman class this year.

ACADEMIC NOTES

- Louisville has always placed an emphasis on academic success, as was evident by its high APR scores over the last couple of years, producing a 977 for the 2016-17 season and a top-10 ranking in 2015-16 at 994.
- A pair of student-athletes earned a perfect 4.0 grade point average last fall, with one picking up a perfect score in the spring.
- A total of 40 student-athletes made the Athletic Director's Honor Roll earning a 3.0 GPA or better for the fall semester and 37 earned a 3.0 GPA or better for the spring semester.
- The Cardinals recorded nine graduates in the fall of 2017 and 10 graduates in the spring of 2018, including former cornerback Sam Madison.
- **Henry Famurewa, London Iakopo and Lukayus McNeil** are playing the 2018 season with their degrees in their pockets.

MILESTONE GAMES

100-Yard Receiving Games

Jaylen Smith	183	North Carolina	2017
Jaylen Smith	123	Boston College	2016
Jaylen Smith	118	Boston College	2017
Jaylen Smith	117	Purdue	2017
Jaylen Smith	107	Mississippi State	2017

Dez Fitzpatrick	134	NC State	2017
Dez Fitzpatrick	127	Boston College	2017

Seth Dawkins	133	NC State	2017
--------------	-----	----------	------

100-Yard Rushing Games

Malik Cunningham	129	Western Kentucky	2018
------------------	-----	------------------	------

Amway Coaches Poll

1	Alabama(60)	3-0	1572	—
2	Clemson(2)	3-0	1477	—
3	Georgia	3-0	1436	—
4	Ohio State(1)	3-0	1405	—
5	Oklahoma	3-0	1339	—
6	LSU	3-0	1171	7
7	Stanford	3-0	1116	2
8	Notre Dame	3-0	1083	—
9	Penn State	3-0	1070	1
10	Virginia Tech	2-0	927	1
11	Auburn	2-1	921	4
12	Washington	2-1	909	—
13	West Virginia	2-0	824	2
14	Mississippi State	3-0	780	2
15	Oklahoma State	3-0	672	4
16	Wisconsin	2-1	626	10
17	TCU	2-1	508	3
18	UCF	2-0	500	—
19	Oregon	3-0	384	4
20	Miami	2-1	373	—
21	Michigan	2-1	354	1
22	Texas A&M	2-1	150	NR
23	Michigan State	1-1	141	1
24	Boise State	2-1	114	7
25	Boston College	3-0	109	NR

Associated Press Poll

1	Alabama(58)	3-0	1521	—
2	Georgia	3-0	1416	1
3	Clemson(3)	3-0	1405	1
4	Ohio State	3-0	1357	—
5	Oklahoma	3-0	1283	—
6	LSU	3-0	1241	6
7	Stanford	3-0	1055	2
8	Notre Dame	3-0	1034	—
9	Auburn	2-1	958	2
10	Penn State	3-0	947	1
	Washington	2-1	947	—
12	West Virginia	2-0	841	2
13	Virginia Tech	2-0	816	—
14	Mississippi State	3-0	790	2
15	Oklahoma State	3-0	587	9
16	UCF	2-0	556	2
17	TCU	2-1	502	2
18	Wisconsin	2-1	486	12
19	Michigan	2-1	448	—
20	Oregon	3-0	399	—
21	Miami	2-1	362	—
22	Texas A&M	2-1	193	NR
23	Boston College	3-0	130	NR
24	Michigan State	1-1	86	1
25	BYU	2-1	75	NR

COACHING STAFF NOTES

■ Head Coach Bobby Petrino is in his 14th season as a collegiate head coach in 2018. Petrino's 14 years of experience ranks ninth nationally among all active FBS head coaches.

■ Louisville's 11 full-time coaches boast a combined 218 years of collegiate coaching experience, including 11 seasons in the National Football League.

■ The Cardinals' staff also features two coaches with a combined 11 years of NFL coaching experience including Bobby Petrino (three seasons as an NFL head coach and one season as a head coach coach) and defensive coordinator **Brian VanGorder**, who owns seven seasons as an assistant in the NFL.

■ Louisville welcomes three new additions to its full-time coaching staff for the 2018 season. VanGorder takes over as the Cardinals' defensive coordinator, while **Ryan Beard** will coach Louisville's linebackers and **Grady Brown** tutors the cornerbacks.

BURNS RANKS FOURTH NATIONALLY IN PUNT RETURN AVERAGE

■ Not only has sophomore **Rodjay Burns** lifted the Cardinals on defense, he's provided a much-needed spark in the return game. The Louisville native ranks fourth nationally and leads the ACC in punt return average, posting a 30.4 yards per return mark after the first two games. Southern Mississippi's Quez Watkins leads the nation at 34.3 yards a return.

■ Burns, an Ohio State transfer, returned a punt 55 yards for a touchdown versus Indiana State on Sept. 8 and added a 36-yard play in the victory over Western Kentucky on Sept. 15.

■ After finishing 103rd in the country last season with a 5.13 return average, the Cardinals are fifth nationally with a 30.5 yard average after three games.

PETRINO NAMES FOUR CAPTAINS

■ Quarterback **Jawon Pass**, offensive lineman **Lukayus McNeil**, defensive end **Jonathan Greenard** and safety **Dee Smith** have been named captains for the Cardinals' 2018 football team.

BECTON ADDS TO OFFENSIVE LINEMEN TOUCHDOWN LIST

■ During Bobby Petrino's first stint as the head coach in 2003-06, he liked to put an offensive lineman in the backfield in short-yardage situations and give them an opportunity to score. His secret weapon during his first term at Louisville was Kurt Quarterman, who rushed four times for four yards — all resulting in touchdowns. The offensive guard scored versus UTEP on Sept. 20, 2003 for his first touchdown. He added touchdowns versus Army on Sept. 4, 2004; Rutgers on Nov. 11, 2005; and Temple on Sept. 9, 2006.

■ Petrino dusted off the old play and used 6-foot-7 offensive tackle **Mekhi Becton** as the latest running back. With the Cardinals leading 14-7 versus Indiana State on Sept. 8, Becton plunged in from one-yard out to up the lead to 21-7 with 14:57 left in the game.

■ The Cardinals scored for the sixth time with a lineman in the backfield when they lined up **Adonis Boone** in the backfield for **Dae Williams'** one-yard run in the fourth quarter versus Western Kentucky.

SEPTEMBER SUCCESS

■ The Cardinals played their third game in September last Saturday versus Western Kentucky. The Cardinals scored 17 second-half points to pull away from the Hilltoppers to improve to 136-97-6 in the month of September.

■ Head coach Bobby Petrino has been almost unbeatable in September by recording a 27-7 record during his nine seasons at Louisville. The Cardinals are 11-2 in their last 12 games in September after the 20-17 win last Saturday over Western Kentucky.

■ September 22 has been a good day for the Cardinals, posting a 9-2 record on that date. However,, the Cardinals have dropped two of the last three games on this date.

LONGEST GAME IN SCHOOL HISTORY

■ It took two days to play Louisville's home opener versus Indiana State on Sept. 15. The Cardinals defeated the Sycamores 31-7 in a game that last 5:35 and featured three stoppages that totaled 2:33. It was the longest game in school history, besting the 4:46 contest against Kentucky on Sept. 2, 2000.

■ The first quarter started at 7:05 p.m. and finished at 10:10, a total of 3:05 that featured three stoppages in play.

HONORS AND AWARDS

Kemari Averett

John Mackey Award Watchlist

Blanton Creque

Lou Groza Award Watchlist

Micky Crum

John Mackey Award Watchlist

Dez Fitzpatrick

Biletnikoff Award Watch List

Jaylen Smith

Biletnikoff Award Watch List

All-ACC Preseason

14 FRESHMEN SEE ACTION

■ It's no secret the Cardinals are a younger team than they have been in the past, and the youth has been on display through the first three games. A total of 14 freshmen have made their collegiate debuts this season: **Yasir Abdullah, Adonis Boone, Tutu Atwell, Chandler Jones, Jatavious Harris, Dejmi Dumervil-Jean, Robert Hicks, Jarrett Jackson, Marcus Riley, Javian Hawkins, Trennell Troutman, Telly Plummer, Jordan Travis and Hassan Hall.**

■ On defense, Jackson has been the most productive player after three games, standing in a tie for sixth place with 12 tackles and is tied for the team lead with two sacks. He had his best game last Saturday versus Indiana State, recording four tackles, a sack and a forced fumble in the 31-7 win.

■ Atwell, who was one of four true freshmen to enroll early, has caught three passes for 47 yards in the first two games, while averaging 15.7 yards a reception, including a career-long 30-yarder versus Alabama on Sept. 1. Hall has carried six times for 23 yards in the first two contests.

FIRST-TIME PARTICIPANTS AND STARTERS

■ The Cardinals had to replace a number of starters and reserves from last year's squad so it was inevitable that there were going to be a number of Cardinals who have made their debuts this season. A total of 27 different players made their first appearance at Louisville. Here is a list of players who played in their first games at Louisville: **Adonis Boone, Tutu Atwell, P.J. Mbanasor, Chandler Jones, Jatavious Harris, Rodjay Burns, Quen Head, Michael Boykin, Dejmi Dumervil-Jean, Keion Wakefield, Jared Goldwire, Malik Clark, Nick Okeke, P.J. Blue, Robert Hicks, Maurice Burkley, Boosie Whitlow, Jarrett Jackson, Anthony Johnson, Hassan Hall, Marlon Character, Javian Hawkins, Jordan Travis, Marcus Riley, Trennell Troutman and Telly Plummer.**

■ **Cornelius Sturghill, P.J. Mbanasor, Amonte Caban, Michael Boykin, Jared Goldwire, Jawon Pass, Trey Smith, and Linwood Foy** each earned their first starts at Louisville versus Alabama. Mbanasor had two starts during his time at Oklahoma.

■ The Cardinals had eight first-time starters in the 31-7 win over Indiana State, four on each side of the football. On offense, **Nathan Scheler, Devante Peete, TuTu Atwell, and Colin Wilson** all started for the first time. **Tabarius Peterson, Derek Dorsey, Rodjay Burns, and Chandler Jones** were first-time starters on defense.

EXPERIENCE AMONG THE OFFENSIVE LINE

■ After the win over Western Kentucky, Louisville boasts 80 career starts among offensive linemen on the 2018 roster.

■ Senior guard **Lukayus McNeil** has started a team-high 36 games in which he has played during his four seasons at Louisville. He has a string of 17-straight starts on the offensive line.

■ The Cardinals have at least three returning starts at each position projected along the offensive line, except for the other tackle position alongside **Mekhi Becton**.

■ Guard **Kenny Thomas** has made 19 career starts, 2017 starting center **Robbie Bell** made 13 starts, Becton owns 13 career starts, and **Cole Bentley** has made six starts. Offensive tackle **Linwood Foy** has started the first three games of the 2018 campaign and center **Nate Scheler** has made the last two starts at center.

CUNNINGHAM CONTINUES TO PROVIDE SPARK OFF THE BENCH

■ Redshirt freshman quarterback **Malik Cunningham** has been quite the relief pitcher so far this season. In the last two games, Cunningham has guided the Cardinals to 44 points in picking up the last two victories. He's totaled 183 yards and one touchdown on the ground in the last two contests, while throwing for 163 yards and a score.

■ Entering the game in the second quarter with the Cardinals trailing 7-0, Cunningham rushed for 129 yards, averaging 6.1 yards per carry to spark the offense to a 20-17 win over Western Kentucky on Sept. 15. He became only the fourth quarterback to rush for 100 yards in a game, joining Benny Russell, Jim Wagoner and Lamar Jackson. It was the 19th highest single-game rushing total by a UofL quarterback.

■ The 6-foot-1 signal caller totaled 217 yards of total offense in the win over the Hilltoppers, and is second on the team with an average of 173.0 yards per contest. Cunningham is averaging 5.9 yards per play in his first two contests.

■ In the passing game, Cunningham was a solid 10 of 18 for 88 yards, including a 31-yard pass to **Jaylen Smith**. In the first two games, Cunningham is completing 64.0 percent of his passes, going 16 of 25 and has yet to throw his first interception.

■ The redshirt freshman quarterback has directed 11 drives, which has led to eight scores — five touchdowns and three field goals. In five possessions versus Indiana State on Sept. 8, Cunningham scored four times (3 TD, 1 FG) in five tries, and added four more tallies (2 TD, 2 FG) in the win over Western Kentucky on Sept. 15.

■ The native of Montgomery, Ala., leads the team in rushing with 183 yards and owns one of the team's four

TRACKING THE CARDINALS IN 2018

Opponent	Time	Length	Att.	Halftime	Final	Coin Toss	Kickoff/Receive	1st UL Poss.	1st Opp Poss.	Game Pants	Game Jersey	Game Helmet
Alabama	8:14 p.m.	3:35	57,280	0-28	14-51	Loss	Kickoff	Punt	TD	Red	White	Red
Indiana State	7:05 p.m.	5:35	44,520	7-7	31-7	Loss	Receive	Punt	Punt	White	Red	White
Western Kentucky	7:34 p.m.	3:36	54,923	3-14	20-17	Win	Receive	Punt	INT	White	Red	White
Virginia	12:30 p.m.											
Florida State												
Georgia Tech												
Boston College												
Wake Forest												
Clemson												
Syracuse												
NC State												
Kentucky												

rushing touchdowns. Cunningham is averaging 5.5 yards per carry and is averaging 91.5 yards per game on the ground.

■ Cunningham played 10:26 in the game and directed the Cardinals to four scores against Indiana State on Sept. 8 — three touchdowns and a field goal. He directed an offense that gained 194 yards in 24 plays, an average of 8.1 yards per play.

■ Cunningham totaled 129 yards of total offense, rushing for 54 yards and throwing for 75. He went 6-of-7 throwing the football, including a 34-yard touchdown pass to **Jaylen Smith**.

SMITH RETURNS TO ACTION

■ Running back **Jeremy Smith** decided to pursue a graduate transfer after last season to play his final year. However, Smith didn't find a landing spot and returned to Louisville a week before taking on Alabama. The Hammond, La., native didn't see time versus Alabama, but was a big contributor in Louisville's win against Indiana State on Sept. 8.

■ The 6-foot-2, 225-pound back, who carried once for eight yards last season, rushed six times for 56 yards to lead the squad. He had the second-longest rush of the game with a 21-yard rush in the third quarter.

■ A transfer from Fresno City Community College, Smith had big seasons in 2015 and 2016. He rushed for 270 yards and three touchdowns and added 382 yards and eight scores in 2016.

RUSHING GAME GETS ON TRACK

■ After being limited to 16 yards on the ground in a loss to Alabama on Sept. 1, the Cardinals' vaunted rushing attack has returned to form over the last two games, running for 403 yards on 76 attempts, which is an average of 5.3 yards per carry. ■ The Cardinals rushed for 204 yards versus Western Kentucky on Sept. 15, the 20th time in 23 games, the Cardinals have ran for over 200 yards in a game. Louisville averaged 5.4 yards per carry, including a game-long 21-yard run by **Dae Williams**.

■ In the win over Indiana State, the Cardinals ran for 199 and two scores in the 31-7 win. The Cardinals averaged 5.2 yards per carry, including a team-high 9.3 yards by **Jeremy Smith**.

■ Louisville had three players record 50 or more yards in the win over Indiana State. Running back **Jeremy Smith**, in his first game since the 2017, opener carried six times for 56 yards, while **Malik Cunningham** rushed 12 times for 54 yards and a one-yard touchdown. **Colin Wilson** notched a career best 52 yards on seven carries, including a game-high 26-yard run.

■ The Cardinals, who averaged 245.1 yards rushing last season, are averaging 139.7 yards per game, which still ranks 98th nationally.

ALL-DAE

■ Entering the game Western Kentucky game with seven yards on 10 carries, **Dae Williams** provided a spark to the running game in the 20-17 win over the Hilltoppers. Williams carried nine times for 58 yards and a pair of touchdowns. The Sapula, Oklahoma, native trimmed the WKU to 14-13 when he converted and fourth and goal from the one-yard line for his first touchdown this year. Williams put the Cardinals ahead for good with another one-yard plunge with 5:01 left in the game to make the score 20-17.

■ Appearing in six games last year after coming off a knee injury, Williams rushed 38 times for 235 yards and three touchdowns. The 228-pound back has rushed for 300 yards and five touchdowns in nine career games and averages a healthy 5.2 yards per rush.

SLOW STARTERS

■ Louisville might need a better wake-up call after being outscored by a large margin in the first two quarters to start the season. Opponents have dominated the Cardinals in the first two quarters by a score of 49-10. The opposition holds a 28-7 advantage in the first quarter.

■ The second half has been a different story as the Cardinals have rallied two second-half victories in the last two contests. In the second half this season, the Cardinals hold a 55-26 advantage, including a 38-10 mark in the fourth quarter.

■ The Cardinals tallied 17 fourth-quarter points versus Indiana State on Sept. 8 and added 14 more in the win over Western Kentucky on Sept. 15.

PEETE CHIMES IN

■ Injuries have slowed the promising career of junior wide receiver **Devante Peete**, but the Pompano Beach, Fla., product might be finding his stride in 2018. Entering the season with only 15 catches for 226 yards and one score, Peete has shown promising production in the first two games.

■ The 6-foot-6 wideout is tied for third on the team with six receptions for 64 yards in the first two contests. He's averaging 10.7 yards per reception, including a season-high 15-yarder versus Indiana State.

■ In the win over the Sycamores, Peete led the Cardinals with three receptions for 32 yards in the 31-7 win. It was the most receptions in a game since he totaled three for 60 yards in the 2015 season opener versus Auburn.

COULD DAWKINS MAKE BIGGER JUMP IN 2018

■ The Cardinals are deep and talented at wide receiver, but one that could make a bigger jump in his third season is junior **Seth Dawkins**. The Columbus, Ohio, native has caught 59 passes for 929 yards and five touchdowns in 27 career games after recording one reception for 16 yards in the win over Western Kentucky.

■ Dawkins had the Cardinals' longest reception of the season when he broke free for a 47-yard reception versus Alabama on Sept. 1. He is tied for the team lead with six receptions for 96 yards and is second on the team with a 16.0 yards per catch

Top 5 Under Petrino

Total Offense Yards:

1. 845 -- at Syracuse, Sept. 9, 2016
2. 779 -- vs. Houston, Nov. 22, 2003
3. 727 -- vs. Syracuse, Nov. 18, 2017
4. 705 -- at North Carolina, Sept. 9, 2017
5. 690 -- at Marshall, Sept. 24, 2016

Rushing Yards:

1. 445 -- vs. Houston, Nov. 22, 2003
2. 414 -- at Syracuse, Sept. 9, 2016
3. 411 -- vs. Syracuse, Nov. 18, 2017
4. 363 -- vs. Kentucky, Sept. 3, 2006
5. 357 -- vs. Cincinnati, Nov. 27, 2004

Passing Yards:

1. 459 -- at Texas Christian, Nov. 5, 2003
2. 431 -- at Syracuse, Sept. 9, 2016
3. 428 -- vs. Oregon State, Sept. 17, 2005
4. 424 -- at Houston, Nov. 20, 2004
5. 417 -- at Marshall, Sept. 24, 2016

Points:

1. 70 -- vs. Charlotte, Sept. 1, 2016
- 70 -- vs. Cincinnati, Nov. 27, 2004
3. 69 -- vs. North Carolina, Oct. 8, 2005
4. 66 -- vs. Murray State, Sept. 6, 2014
- 66 -- vs. Houston, Nov. 22, 2003

Total Defense Yards:

1. 79 -- vs. Boston College, Oct. 24, 2015
2. 80 -- vs. Murray State, Sept. 30, 2017
3. 100 -- vs. Wake Forest, Sept. 27, 2014
4. 150 -- vs. Kent State, Sept. 23, 2017
5. 165 -- at Tulane, Dec. 4, 2004

Rushing Yards Allowed:

1. -22 -- vs. Wake Forest, Sept. 27, 2014
2. -14 -- vs. Boston College, Oct. 24, 2015
3. 14 -- vs. NC State, Oct. 22, 2016
4. 15 -- vs. Florida Atlantic, Oct. 1, 2005
5. 16 -- at Temple, Sept. 9, 2006

Passing Yards Allowed:

1. 11 -- vs. Kent State, Sept. 23, 2017
2. 33 -- vs. Cincinnati, Nov. 27, 2004
3. 37 -- vs. Indiana State, Sept. 8, 2018
3. 59 -- at Marshall, Sept. 24, 2016
4. 61 -- vs. Murray State, Sept. 30, 2017
5. 67 -- vs. South Florida, Oct. 22, 2004

Points Allowed:

1. 0 -- at Temple, Sept. 9, 2006
- 0 -- at North Carolina, Sept. 25, 2004
- 0 -- vs. Kentucky, Sept. 9, 2006
4. 3 -- vs. Kent State, Sept. 23, 2017
- 3 -- vs. Samford, Sept. 26, 2015
- 3 -- at Florida International, Sept. 20, 2014

average.

■ After catching 11 passes as a true freshman in 2016, Dawkins grabbed a career-high 42 receptions for 642 yards and four scores. He averaged 15.3 yards per reception — finishing third with 10 receptions of over 25 yards.

■ Dawkins has caught a pass in 18-straight games dating back to the 2016 season, which is the highest mark on the team. The true junior caught a personal-high five passes for 133 yards and one score — a career-long 65-yard catch on the road versus NC State. The 6-foot-3 wideout tallied three games with five receptions and four other contests with four catches.

LAW FIRM OF DAWKINS AND SMITH

■ Louisville isn't receiving the production it normally collects from its talented group of wide receivers, but the talented duo of **Seth Dawkins** and **Jaylen Smith** continue to produce. The two have combined to catch 12 passes for 194 yards and one touchdown. While they haven't recorded the number of receptions they are used to, they are picking up big chunks of yardage.

■ The two wide outs are both averaging better than 16.0 yards a receptions, with Smith leading the way at 16.3 and Dawkins is next at 16.0 yards per catch.

■ Smith, who leads the team with three catches of 20 or more yards, is tied for the team lead with six catches for 98 yards, including a 34-yard touchdown.

■ Dawkins, a native of Columbus, Ohio, also has six catches for 96 yards and has one play of over 20 yards.

SMITH SURPASSES 2,000 YARDS

■ Senior wide receiver **Jaylen Smith** is one the nation's top wide receivers after missing a 1,000-yard season a year ago. Despite missing three games last year, Smith caught 60 passes for 980 yards and seven touchdowns, while averaging 16.3 yards per catch. A first-team all-ACC performer, Smith totaled four 100-yard receiving games, recording a career-high nine receptions for 183 yards and one touchdown in a 47-35 win over North Carolina. The Pascagoula, Miss., native opened the year with 117 yards on eight receptions versus Purdue, caught six passes for 118 yards in a loss to Boston College, and ended the year with 107 yards in a loss to Mississippi State.

■ In 39 career games, Smith has caught 120 passes for 2,053 yards and 15 touchdowns. With 38 yards versus Western Kentucky, Smith moved to 10th in school history in receiving yards. He needs 143 yards to surpass Joshua Tinch for ninth place on the school's all-time receiving yards list.

■ Smith, a 6-foot-4 senior, caught a 34-yard touchdown pass versus Indiana State on Sept. 8 in the fourth quarter to give him 15 for his career, tying him for ninth on the school's career list for touchdown receptions. He needs one more to tie Mario Urrutia (2005-07) for eight on the school's career list.

■ With five career 100-yard receiving games, Smith needs one more to move into a tie with Jamie Asher for 10th place on the school's all-time list.

CAREER RECEIVING YARDS

3,670	Arnold Jackson	1997-2000
2,924	Harry Douglas	2004-07
2,830	Ibn Green	1996-99
2,775	DeVante Parker	2011-14
2,619	J.R. Russell	2001-04
2,305	Miguel Montano	1994-97
2,271	Mario Urrutia	2005-07
2,204	Deion Branch	2000-01
2,195	Joshua Tinch	2002-05
2,053	Jaylen Smith	2015-
2,032	James Quick	2013-16

CAREER 100-YD RECEIVING GAMES

16	Arnold Jackson	1997-2000
12	Deion Branch	2000-01
11	J.R. Russell	2001-04
10	DeVante Parker	2011-14
10	Harry Douglas	2004-07
9	Ibn Green	1996-99
9	Miguel Montano	1994-97
9	Mark Clayton	1979-82
8	Mario Urrutia	2005-07
6	Jamie Asher	1991-94
5	Jaylen Smith	2015-

CAREER RECEIVING TOUCHDOWNS

33	DeVante Parker	2011-14
33	Ibn Green	1996-99
31	Arnold Jackson	1997-2000
25	Anthony Cummings	1987-90
19	J.R. Russell	2001-04
18	Deion Branch	2000-01
17	Gary Barnidge	2004-07
16	Mario Urrutia	2005-07
15	Harry Douglas	2004-07
15	Ronnie Ghent	2000-03
15	Jaylen Smith	2015-

200 IS NEARLY A LOCK

■ Under head coach Bobby Petrino, the Cardinals have been almost unbeatable when rushing for more than 200 yards in a game. The Cardinals have totaled more than 200 yards on the ground in 56 games, posting a remarkable 50-6 record in those games. Louisville rushed for 204 yards versus Western Kentucky on Sept. 15.

■ Louisville was 6-1 last season when rushing for over 200 yards in a game when they set the school record for rushing yards with 3,145 and finished 15th nationally.

■ Since returning in 2014, the Cardinals have amassed a 23-4 mark when picking up more than 200 yards on the ground.

■ In his first stint with the Cardinals from 2003-06, Petrino's squad went 27-2 when hitting the mark. The Cardinals ranked 12th in 2006, eighth in 2004 and 10th in 2003 on the ground.

50-POINT GAMES

■ Louisville has scored 50+ points eight times in the last two seasons under head coach Bobby Petrino.

■ Louisville's 8-0 in those games. The school's previous record for 50-point games was 11 — coming during the 2004 and 2005 campaigns — which also came under Petrino.

■ Five of those eight 50+ points games came versus ACC opponents — 63 versus Florida State and 62 against Syracuse.

■ Prior to the 2016 season, the Cardinals produced only five 50+ games from 2007-2014.

SPREAD THE FOOTBALL AROUND

■ Through the first three games, the Cardinals leading pass catcher has only six catches, but more important, is the number of receivers that have caught passes thus far in 2018. A total of 12 players have combined to catch the 44 passes this season, including five different players with five or more catches.

■ UofL quarterbacks found eight different receivers in the season opener versus Alabama and came back to connect with eight receivers last Saturday versus Indiana State.

■ **Seth Dawkins** and **Jaylen Smith** are the two top receivers with six catches after the first three contests.

THIRD DOWN ISSUES

■ To be a consistent football team, the Cardinals have to improve on third down, both offensively and defensively. On offense last week, the Cardinals were 2 of 11 in the 20-17 victory over Western Kentucky. Through three games, the Cardinals are 11 of 37 for a 29.7 conversion rate. Louisville stands 119th nationally and 12th in the ACC.

■ While the Cardinals have struggled on third down offensively, the problems are bigger on the defensive side of the football. Louisville is allowing the opposition to convert at a 46.9 clip, which ranks 116th in the country.

■ Western Kentucky was 9 of 17 on third down last week in the 20-17 win at Cardinals Stadium.

NO PASSING

■ The Cardinals need to get their potent passing game going in 2018. After three games, the Cardinals are averaging just 168.0 yards through the air after passing for 88 yards in the win over Western Kentucky. Louisville completed 10 of 21 passes and are 44 of 82 (53.7) for the season.

■ Louisville won with 88 yards passing, its lowest passing total in a win since beating Southern Miss 21-17 on Sept. 29, 2012, with 85 yards passing in a rain storm in Hattiesburg.

■ Louisville also won its first game without a touchdown pass since beating Boston College 17-14 on Oct. 24, 2015.

■ The Cardinals passing offense is ranked 112th in the nation.

CREQUE CLIMBING THE CHARTS

■ Junior **Blanton Creque** continues to climb up the career charts and becoming one of the best kickers in the history of the school.

■ Creque connected on two field goals, both from 23 yards in the 20-17 win over Western Kentucky. The Shelbyville, Kentucky, native boosted his career field goal total to 36, matching Ron Bell (1987-90) for fourth on the school's list.

■ Creque is 3 for 3 on field goal attempts this season — one of 26 kickers in the country to be perfect this season.

■ The left-footed kicker who also made a pair of extra points, now owns 213 career points. He is three points shy of tying David Akers (1993-96) for fourth.

■ Connecting on two field goals in the win over Western Kentucky, Creque improved to 36-of-41 on field goal attempts for his career. Creque is the school's career leader in field goal percentage, making kicks at an 87.8 percent clip.

■ Creque is 6-of-9 on field goals of longer than 40 yards in his career, including a career long 48-yarder versus NC State last year. Creque is 30-of-33 inside of 40 yards in his third season as the team's kicker.

■ Last season, the 5-foot-11 left-footed kicker was 17-of-20 on field goal attempts and 58-of-59 on points-after-conversion last season. The 17 field goals were the third-best total in a single-season.

■ Creque scored 109 points last season, which is the fourth-most in school history and stands fifth in the school annals with 198 career points.

■ Creque had made 14-straight field goals dating back to last season, which was tied for the second-longest streak (Art Carmody) in school history before missing a field goal at FSU. Art Carmody owns the longest streak in school history by connecting on 16-straight during the 2006 season and he also hit 14 from Oct. 1, 2005 to Sept. 3, 2006.

■ As a redshirt freshman last season, Creque booted 16-of-19 field goals, which was tied for the third-most on the school's single-season list.

■ Creque is 105-of-107 on PATs for his career, which is the sixth-most made in school history.

STAYING OR GOING

■ The Cardinals are having problems staying on the field and getting the defense off the field through the first three games. UofL ranks 103rd nationally in time of possession with an average of 27:26. The Cardinals held the football for just 24:36 in the win over Western Kentucky last weekend.

■ On the flip side, the defense is having their problems getting off the field, especially last Saturday against Western Kentucky. Louisville is on the field for an average of 32:54. The Cardinals were on the field for 35:24 seconds in the win over the Hilltoppers last Saturday.

■ Hicks is the first freshman to total double-digit tackles since that game versus Syracuse last year.

CARDINALS IN PROS

Jaire Alexander	Green Bay Packers	CB
Joshua Bellamy	Chicago Bears	WR
Reggie Bonnafon	Carolina Panthers	RB
Teddy Bridgewater	New Orleans Saints	QB
Jamon Brown	Los Angeles Rams	G
Preston Brown	Cincinnati Bengals	LB
James Burgess Jr.	Cleveland Browns	LB
Geron Christian	Washington Redskins	OL
Brandon Dunn	Houston Texans	NT
Josh Harvey-Clemons	Washington Redskins	LB
Cole Hikutini	Minnesota Vikings	TE
Lamar Jackson	Baltimore Ravens	QB
Keith Kelsey	Pittsburgh Steelers	LB
John Miller	Buffalo Bills	G
Deiontrez Mount	Denver Broncos	LB
DeVante Parker	Miami Dolphins	WR
Senorise Perry	Miami Dolphins	RB
Bilal Powell	New York Jets	RB
Sheldon Rankins	New Orleans Saints	DT
Eli Rogers	Pittsburgh Steelers	WR
Trevon Young	Los Angeles Rams	LB



HICKS' IMPRESSIVE FIRST START

■ True freshman **Robert Hicks** had to step in a the middle linebacker position with the injury to Dorian Etheridge. Hicks made the most his first career start by leading the Cardinals' defense with 11 tackles.

■ Hicks is the first true freshman to lead the team in tackles since Dorian Etheridge versus Syracuse on Nov. 18, 2017.

■ Hicks is the first freshman to total double-digit tackles since that game versus Syracuse last year.

KING SECOND IN THE ACC

■ After two years of not having enough work to qualify for the national rankings, junior punter **Mason King** can't complain about not being used enough in the first three games. The former St. Xavier product has punted 19 times. He tied a career high with eight punts and posted a solid 43.2 average, with one punt going 58 yards versus Alabama. In a driving rainstorm last week-end versus Indiana State, King was used six times for a 46.5 yard average, including a career long 64-yard punt.

■ He stands 24th nationally in punting average and leads the ACC with a 43.6 average after three weeks. He ranks ninth nationally with an average of 6.3 punts per game and 276.0 yards per contest.

■ Of his 19 punts, three have been over 50+ yards, five have landed inside the opposition's 20-yard line and seven have been fair caught.

■ The Louisville native has set the school record in consecutive years for punting average in a season at 43.9 yards per punt. Last year, King punted just 43 times, which would have ranked in the top 25 nationally, but didn't qualify based on the minimum requirements.

■ King was one of the best, helping the Cardinals finish 26th nationally in net punting at 40.1 yards per punt. In 2017, He recorded 10 boots of 50 or more yards and had four games with two of them, while adding 14 during the 2016 campaign. That same season, almost half of his punts were fair caught and 16 landed inside the opposition's 20-yard line.

■ The St. Xavier product was named the Ray Guy Award Punter of the Week by the Augusta Sports Council for his outstanding performance in the win over Indiana State. King averaged 46.5 yards per punt on six punts and pinned Indiana State inside their own 20-yard line three times. He set his career-best mark with a 64-yard punt in the second quarter that forced the Sycamores to start a drive at its own 15-yard line.

GOLDWIRE LOOKS FOR ANOTHER START

■ In the offseason, the Cardinals went looking for defensive linemen due to losses at that position, and found a good one in sophomore **Jared Goldwire**. A three-star recruit out of Fort Scott Community College, Goldwire signed in December and reported to Louisville in January. He was rated the No. 9 defensive tackle and the No. 33 overall player.

■ Goldwire's signing certainly paid off last Saturday in the win over Western Kentucky. Making his second career start, the Tacoma, Washington, native recorded a season-high five tackles, but made the play of the game in the third quarter.

■ With Western Kentucky holding the 14-6 lead, the Hilltoppers went on a 14-play drive and lined up for a field goal to extend the lead to two scores. Goldwire blocked the field goal and set up the Cardinals for a short touchdown.

■ Goldwire has nine tackles and one tackle for loss in three games for the Cardinals.

TRUE FRESHMAN DOMINATING

■ Freshman defensive lineman **Jarrett Jackson** has been one of the team's most productive rookies to start the season. Through the first three games, the Palm Beach Gardens, Fla., native is tied for sixth on the team in tackles with 12 and is tied for the team lead with a pair of sacks.

■ Coming off the bench last week versus Indiana State, Jackson recorded four tackles, picked up his first career sack, and forced a fumble in the 31-7 win over the Sycamores.

POWER FIVE TRANSFERS BOLSTER SECONDARY

■ The Cardinals have rebuilt their secondary after the loss of four starters, and a pair of transfers in cornerbacks **P.J. Mbanasor** and **Rodjay Burns** have helped that process.

■ Mbanasor, a native of Pflugerville, Texas, is tied for sixth on the team in tackles with 12 after the first three games. Making his first start versus Alabama on Sept. 1, Mbanasor led the Cardinals in tackles with nine — the most in his career.

■ A transfer from Ohio State, Burns made his first start versus Indiana State on Sept. 8 and tied for sixth on the squad in tackles with 12. After three games, Burns has made a pair of starts and is third on the squad with 1.5 tackles for loss.

NCAA Rankings

Category	NCAA	ACC
3rd Down	119	112
3rd Down Def.	106	14
Completion Pct.	106	11
Fewest Penalties	98	12
Fewest Penalties Per Game	95	11
Fewest Penalty Yards	100	13
Fewest Penalty Yards Per Game	96	12
First Downs	89	8
Fumbles Lost	16	2
Fumbles Recovered	79	10
Kick Return Defense	115	13
Kickoff Returns	71	10
Net Punting	61	6
Passes Had Intercepted	107	10
Passes Intercepted	93	10
Passing Offense	112	12
Passing Yards Allowed	55	7
Passing Yards per Completion	93	11
Punt Return Defense	108	13
Punt Returns	5	3
Red Zone Defense	47	8
Red Zone Offense	56	5
Rushing Defense	95	12
Rushing Offense	98	12
Sacks Allowed	85	12
Scoring Defense	71	10
Scoring Offense	108	11
Tackles for Loss Allowed	111	13
Team Passing Efficiency	118	12
Team Passing Efficiency Defense	83	12
Team Sacks	74	12
Team Tackles for Loss	116	14
Time of Possession	103	10
Total Defense	82	11
Total Offense	119	14
Turnover Margin	111	11
Turnovers Gained	108	12
Turnovers Lost	78	9


Individual	NCAA	ACC
Rodjay Burns		
Punt Returns	4	1
Punt Return TD	2	2

Mason King		
Punting	24	2

Blanton Crique		
Field Goal Percentage	1	1

C.J. Avery		
Interceptions	42	5

VIRGINIA CAVALIERS



Virginia took advantage of early scoring opportunities and remained in control for a 45-31 win over Ohio (1-1) in Nashville at Vanderbilt Stadium in a game that was relocated due to Hurricane Florence. The Cavaliers scored two quick touchdowns after a fumble recovery led to the opening touchdown by running back Jordan Ellis (Suwanee, Ga.) then quarterback Bryce Perkins (Queen Creek, Ariz.) found Olamide Zaccheaus (Plainfield, N.J.) for a 76-yard touchdown reception. UVA scored three straight touchdowns following Ohio's first score of the game to take a 35-7 advantage with 2:52 to go in the first half. Ohio picked up a UVA fumble then scored, and followed that with an on-side kick that resulted in a touchdown to make it 35-21 at the half. Ohio cut it to as close as 10, but Virginia never relinquished the lead. Virginia started the game with three one-play scoring drives in the first quarter. The Cavaliers also finished with three scoring plays over 75 yards. Ellis ran for a 75-yard touchdown rush, while Zaccheaus had touchdown receptions of 86 yards and 77 yards.

SERIES WITH VIRGINIA

Louisville is 4-2 all-time against Virginia in a series that dates back to 1988 — a 30-28 win in Louisville over the Cavaliers. Since joining the ACC in 2014, the Cardinals are 3-1 against the Cavaliers, splitting the two meetings in Charlottesville. The Cavalier win 23-21 in 2014, and the Cardinals came back in the final seconds in 2016 to win 32-25. Last season, the Cardinals dominated the Cavaliers 38-21 behind five receptions for 84 yards and two touchdowns by wide receiver **Jaylen Smith**.

ABOUT VIRGINIA FOOTBALL

The Cavaliers, members of the Atlantic Coast Conference since 1953, have an all-time record of 649–595–48, while playing in 19 bowl games. The Cavaliers under Bronco Mendenhall reached the post-season last season for the first time. Former Virginia head coach George Welsh ranks second for most wins in ACC history behind Bobby Bowden of Florida State and is a member of the College Football Hall of Fame.



BOBBY PETRINO
9TH YEAR
CAREER RECORD: 119-49
SCHOOL RECORD: 77-28

LOUISVILLE CARDINALS (2-1)

Sept. 1	vs. Alabama	L, 14-51
Sept. 8	Indiana State	W, 31-7
Sept. 15	Western Kentucky	W, 20-17
Sept. 22	*at Virginia	
Sept. 29	*Florida State	
Oct. 5	*Georgia Tech	
Oct. 13	*at Boston College	
Oct. 27	*Wake Forest	
Nov. 3	*at Clemson	
Nov. 9	*at Syracuse	
Nov. 17	*NC State	
Nov. 24	Kentucky	

NCAA STATISTICAL RANKINGS				
Conf.	NCAA	Category	Conf	NCAA
12	98	Rushing Offense	6	37
12	112	Passing Offense	9	73
11	108	Scoring Offense	7	55
14	119	Total Offense	8	55
12	95	Rushing Defense	6	45
7	55	Passing Defense	6	50
10	71	Scoring Defense	7	49
11	82	Total Defense	5	42
12	119	3rd-Down Offense	2	13
14	116	3rd-Down Defense	10	80
7	56	Red-Zone Offense	12	112
8	47	Red Zone Defense	10	62
6	61	Net Punting	5	59
3	5	Punt Returns	12	91
10	71	Kickoff Returns	14	105
12	96	Penalty Yards	6	45
11	111	Turnover Margin	2	8

VIRGINIA TEAM STATS

RUSHING		TOTAL YARDS	
UVA	220.7		446.0
OPP	129.7		325.4
PASSING		SCORING	
UVA	223.0		34.3
OPP	195.7		21.3
RED ZONE		THIRD DOWNS	
UVA	73%		55%
OPP	83%		38%

VIRGINIA STAT LEADERS

PASSING	CMP-ATT-INT	PCT	YDS	TD
Bryce Perkins	50-78-1	64.1	670	7
RUSHING	ATT	YDS	AVG	TD
Jordan Ellis	51	380	7.5	5
Bryce Perkins	48	239	5.0	2
RECEIVING	REC	YDS	AVG	TD
Olamide Zaccheaus	20	363	18.1	4
Hasise Dubois	13	154	11.8	2
TACKLES	S-A-T	TFL	SAC	INT
Joey Blount	15-4-19	2.5-4	1-9	1-0
Juan Thornhill	15--2-17	1-1	0-0	1-0
PUNTING	NO	AVG	YDS	LG
Lester Coleman	14	42.0	588	61
FIELD GOALS	FG-A	XP	PTS	
A.J. Mejia	1-3	14-14	17	



BRONCO MENDENHALL
2ND YEAR
CAREER RECORD: 107-60
SCHOOL RECORD: 8-17

VIRGINIA CAVALIERS (2-1)

Sept. 1	Richmond	W, 42-13
Sept. 8	at Indiana	L, 16-20
Sept. 15	vs. Ohio	W, 45-31
Sept. 22	*Louisville	
Sept. 29	*at NC State	
Oct. 13	*Miami	
Oct. 20	*at Duke	
Oct. 27	North Carolina	
Nov. 2	Pittsburgh	
Nov. 10	Liberty	
Nov. 17	*at Georgia Tech	
Nov. 23	*at Virginia Tech	

HEAD COACH BOBBY PETRINO



Bobby Petrino, in his ninth season at Louisville, is one of the most accomplished head coaches in the school's storied history, leading a program that has transformed itself into one of the nation's perennial powers.

Petrino has won a pair of conference championships (2004 and 2006), advanced to the postseason eight times, more than any UofL head coach, and is tied for the most bowl wins (three). The second-winningest coach in school history, trailing only Frank Camp, Petrino owns a 77-28 (.733) record at Louisville since his arrival in 2003. He ranks first in program history in conference winning percentage (.653, 66-35 record, minimum 10 games), home wins (40), AP Top 25 victories (7), and AP Top 25 finishes (five). His

program has hosted ESPN's College GameDay on two occasions (vs. Florida State, 2016 vs. Clemson, 2017).

The Helena, Mont., native is in his 31st year of collegiate coaching, including his 14th as a head coach and 10th in Louisville (served as the Cardinals' offensive coordinator in 1998). He owns a career record of 119-49 (.708) in 13 seasons.

The 57-year-old Petrino has helped Louisville maintain its notoriety in the national landscape, as the Cardinals have secured top-25 finishes in five of his eight seasons. Petrino directed the program to a No. 6 final ranking in the Associated Press poll in 2004 and 2006, making him the only coach in program history to achieve that feat.

Known as an offensive mastermind, Petrino's teams have consistently ranked in the top 10 nationally in numerous offensive categories. In eight seasons, he has guided his offensive units to six finishes in top 10 - leading the country in 2000, ending the year second in 2006, and consecutive third-place finishes in 2016 and 2017.

Scoring has never been a problem in Petrino's reign, totaling three finishes in the top five nationally in scoring offense. Petrino's 2004 team, which finished 11-1, led the country in scoring at 49.8 points per game.

Petrino's ability to develop NFL talent has been a trademark of his illustrious career — producing 34 NFL Draft selections, including four in the first round. The 2015 draft saw the Cardinals produce a school-record 10 selections, including the No. 14 pick in wide receiver DeVante Parker.

Over the last two seasons, Petrino has directed the most explosive offensive seasons in school history with the program's first Heisman Trophy winner, two-time finalist Lamar Jackson. With Jackson leading the offense, the Cardinals set six school records

in 2017, most notably the most total yards of offense, rushing yards, yards per carry and yards per play.

In 2017, Jackson rewrote the UofL record book and took hold of the Atlantic Coast Conference annals as well. He became the school's all-time leading rusher and is the first player in school history to rush for over 1,300 yards in consecutive seasons. He is only the second player in NCAA history to pass for more than 9,000 yards and rush for over 4,000 in a career.

In posting an 8-5 record, the Cardinals scored over 30 points in 10 games, while totaling over 500 yards of offense on eight different occasions.

Sprinting out to a 9-1 start and jumping up to No. 3 in the country, the 2016 season started off as one to remember. ESPN College GameDay made its first appearance at Cardinal Stadium, the Cardinals had a huge win over No. 2 Florida State and were ranked as high as No. 3 in the country and 5th in the College Football Playoff Rankings.

Petrino conducted one of the best coaching jobs of his career in 2015. He guided the Cardinals to eight wins over their final 10 games, including a 27-21 victory over Texas A&M in the Music City Bowl. Jackson set a bowl record with 226 yards rushing and two touchdowns, while the Cardinals totaled 534 yards of total offense, including 307 on the ground.

Petrino transitioned the program into the ACC in 2014, guiding the Cardinals to a 9-4 record that included a win over Miami in the school's first ACC contest and a three-game winning streak to close the regular season. Louisville also earned a win at Notre Dame and a come-from-behind victory over in-state rival Kentucky.

The only head coach to serve two stints with the Cardinals (2003-06, 2014-present), Petrino has the second-most victories in the school's record books. Under his direction, the Cardinals have posted two 11-win seasons and have won seven or more games in each of his years as head coach. His first stint at Louisville boasted 41 wins over a four-year span.

THE PETRINO FILE

Years Coached:	9th Season
Alma Mater:	Carroll College, '83
Career Record:	119-49 (.706)
Record at Louisville:	77-28 (.733)
ACC Record:	21-11 (.692)
Bowl Record:	3-5 (.471)
Conference USA Championships:	1
BIG EAST Championships:	1
Wife:	Becky
Daughters:	Kelsey, Katie
Sons:	Nicky, Bobby, Jr.
Hometown:	Helena, Mont.

COACHING EXPERIENCE

1983	Carroll (MT) (GA)
1984	Weber State (GA)
1985-1986	Carroll (MT) (OC)
1987-1988	Weber State (WR/TE)
1989	Idaho (QB)
1990-1991	Idaho (OC)
1992-1993	Arizona State (QB)
1994	Nevada (OC/QB)
1995-1997	Utah State (OC)
1998	Louisville (OC)
1999-2000	Jacksonville Jaguars (QB)
2001	Jacksonville Jaguars (OC)
2002	Auburn (OC)
2003-2006	Louisville
2007	Atlanta Falcons
2008-2011	Arkansas
2013	Western Kentucky
2014-present	Louisville

PETRINO'S YEAR-BY-YEAR HEAD COACHING RECORD

Year	Team	Overall	Conf.	Bowl/playoffs	Coaches	AP
2003	Louisville	9-4	5-3	L, GMAC	--	--
2004	Louisville	11-1	8-0	W, Liberty	7	6
2005	Louisville	9-3	5-2	L, Gator	20	19
2006	Louisville	12-1	6-1	W, Orange	6	5
2008	Arkansas	5-7	2-6	---	--	--
2009	Arkansas	8-5	3-5	W, Liberty	--	--
2010	Arkansas	10-3	6-2	L, Sugar	12	12
2011	Arkansas	11-2	6-2	W, Cotton	5	5
2013	W. Kentucky	8-4	4-3	---	--	--
2014	Louisville	9-4	5-3	L, Belk	24	24
2015	Louisville	8-5	5-3	W, Music City	--	--
2016	Louisville	9-4	7-1	L, Citrus	20	21
2017	Louisville	8-5	4-4	TaxSlayer	-	-
2018	Louisville	2-1	0-0			
Totals		119-49	66-35			

Cardinal Stadium already boasts some of the finest amenities to be considered one of the elite college football venues in the country.

Built in 1998, Louisville's home recently finished a \$63.25-million renovation to expand the north end zone – closing off the stadium – and enhancing the Howard Schnellenberger Football Complex. The project is scheduled to be completed in time for the September home opener.

Upon conclusion of the 2016 campaign, crews began construction and the first noticeable phase of the project will be the seating structure for the interior bowl.

Approximately 6,000 additional seats were added with the expansion, creating a unique look in the end zone structure and increasing the total seating capacity to over 60,800. The construction also provides an additional 25,000 square feet of space.

The expansion also includes about 900 modern club seats, 65 premium loge level boxes, and two exclusive field level suites. The club seats will have access to a premier gathering area that will provide viewing access to the field. Fans in that area will have an exclusive view to the players, who will be running onto the gridiron from a middle of the field level entrance after exiting the football complex through a tunnel.

On Jan. 1, 2018, renovations began on the football complex, which includes dramatic changes to the training areas and improving the overall student-athlete experience. An additional 100,000 square feet will allow the team's weight room and conditioning center to double in size, creating space for team workouts, conditioning, and an enhanced athletic training space equipped with a state-of-the-art hydrotherapy area.

A luxurious and spacious players' lounge, improvements for coaches' offices and the team locker room, and expansive theatre-style meeting areas also will be among the major improvements.

Cardinal Stadium, which first opened in 1998, featured a capacity of 42,000 and was expanded in 2010

to the present capacity of 55,000. In the last expansion, approximately 12,000 additional chairback seats were added to a second deck on the east side of the stadium in the UPS Flight Deck. The project included 33 new luxury suites on the Stites & Harbison Suite Level and 2,000 premium loge seats were added to the east side.

A 60-foot wide Norton's Terrace was constructed at the top of the south end zone, connecting the east and west sides of the stadium. Also included in the previous expansion was the PNC Club, a 20,000-square-foot, glass-enclosed area that stretches from end zone to end zone at the loge level on the east side of the stadium.

The temperature-controlled club features a full-service bar, concessions, large-screen televisions, lounge seating and tables. It also has more than 1,700 outdoor seats under cover with heaters and fans.

In addition to being available during football games, the PNC Club is used for other community and campus events throughout the year.

Still in place from the original construction, the impressive Brown and Williamson Club highlights the stadium's west side. The space extends the length of the football field and contains 28 suites. It has served as host to numerous banquets and parties.

Since 1998, the Cardinals are 96-32 at home and compiled a school record 20-game-home winning streak, which was snapped in 2007.

Stadium Facts

Stadium Record

The Cardinals are 96-32 all-time at home.

Seating Capacity

Built in 1998, stadium capacity is currently at approximately 60,800, including suites.

Playing Field

Louisville switched from natural grass to Field Turf for the 2003 season and was replaced again in 2014.

Card March

Fans are encouraged to meet the team when the Cardinals arrive for Card March, approximately 2:15 prior to kickoff. The team buses will arrive at Denny Crum Overpass and will unload and walk down the stairs. The players and coaches will make their way through the crowd behind the marching band and cheerleaders before entering the stadium.

Top Cardinal Stadium Crowds

1.	55,632	vs. Florida State, 9/17/16
2.	55,588	vs. Clemson, 9/16/17
3.	55,428	vs. Miami, 9/1/14
4.	55,414	vs. Florida State, 10/30/14
5.	55,398	vs. Clemson, 9/17/15
6.	55,386	vs. Kentucky, 9/2/12
7.	55,332	vs. Ohio, 9/1/13
8.	55,327	vs. Kentucky, 9/4/10
9.	55,218	vs. NC State, 10/22/16
10.	55,215	vs. UCF, 10/18/13
11.	55,168	vs. Rutgers, 10/10/13
12.	55,121	vs. Duke, 10/14/16
13.	55,118	vs. Kentucky, 11/29/14
14.	55,106	vs. Cincinnati, 10/15/10
15.	54,923	vs. Western Kentucky, 9/15/18

Home Attendance Averages

1.	2016	6	324,391	54,065
2.	2014	6	317,829	52,972
3.	2013	7	370,396	52,914
4.	2010	7	354,557	50,648
5.	2012	7	349,938	49,991

Top Road Crowds

1.	95,670	Penn State	1996
2.	94,826	Tennessee	1993
3.	92,084	Tennessee	1987
4.	91,734	Ohio State	1991
5.	89,653	Ohio State	1992
6.	84,476	Florida State	1992
7.	83,362	Clemson	2016
8.	82,978	Clemson	2014
9.	80,795	Notre Dame	2014
10.	80,741	Florida State	2000



2018 Louisville Football

Numerical Roster		
1	P.J. Mbanasor	CB
1	TuTu Atwell	WR
2	Corey Reed	WR
2	Chandler Jones	CB
3	Cornelius Sturghill	CB
3	Malik Cunningham	QB
4	Jawon Pass	QB
4	TreSean Smith	S
5	Seth Dawkins	WR
5	Robert Hicks	LB
6	Russ Yeast	CB
6	Travis Jordan	QB
7	Dez Fitzpatrick	WR
7	Jonathan Greenard	DE
8	Jatavious Harris	WR
8	Jarrett Jackson	DE
9	C.J. Avery	LB
9	Jaylen Smith	WR
10	Javian Hawkins	RB
10	Rodjay Burns	CB
11	Dee Smith	S
11	Kemari Averett	TE
12	Marlon Character	CB
12	Trey Smith	RB
13	P.J. Blue	LB
14	Marcus Riley	WR
15	Sean McCormack	QB
15	Quen Head	LB
17	Drew Zaubi	QB
17	Dorian Etheridge	LB
18	Justin Marshall	WR
18	Tylus Hancock	LB
19	Hassan Hall	RB
20	Trenell Troutman	S
21	London Iakopo	S
22	Yasir Abdullah	LB
23	Harry Trotter	RB
23	Telly Plummer	CB
24	Jack Duane	WR
24	Lamarques Thomas	S
25	Dae Williams	RB
26	Chris Taylor-Yamonoha	WR
27	Anthony Johnson	CB
28	Mason King	P
29	Jarius Brents	CB
30	Khane Pass	S
31	Malik Staples	RB
32	Jabob Ables	WR
33	Colin Wilson	RB
34	Jeremy Smith	RB
34	Joe Comer	DB
36	Evan O'Hara	K
36	Maurice Burkley	RB
37	Ryan Chalifoux	K
38	Jack Fagot	S
39	Aaron Floyd	CB
39	Taven Graves	RB

No.	Name	Ht.	Wt.	Pos.	Cl.	Hometown (Previous School)
22	Yasir Abdullah	6-1	18	LB	FR	Miami, Fla. (Carol City)
32	Jacob Ables	5-11	187	WR	FR	Louisville, Ky. (Holy Cross)
1	Chatarius Atwell	5-9	156	WR	FR	Miami, Fla. (Northwestern)
11	Kemari Averett	6-6	267	TE	SO	Atlanta, Ga. (Grady)
9	C.J. Avery	5-11	221	LB	SO	Grenada, Miss. (Grenada)
88	Jeffrey Banks	6-2	218	TE	SO	Olive Branch, Miss. (Pearl River)
71	Toryque Bateman	6-6	300	OL	R-FR	Gadsden City, Ala. (Gadsden City)
73	Mekhi Becton	6-7	355	OL	SO	Highland Springs, Va. (Highland Springs)
75	Robbie Bell	6-5	298	OL	R-SO	Hoschton, Ga. (Mill Creek)
66	Cole Bentley	6-3	316	OL	SO	Belfry, Ky. (Belfry)
55	Michah Bland	6-2	290	OL	FR	Louisville, Ky. (Male)
13	P.J. Blue	6-3	221	LB	R-SO	Jemison, Ala. (Park Crossing)
89	Adonis Boone	6-5	295	OL	FR	Daytona Beach, Fla. (Mainland)
41	Michael Boykin	6-6	290	DL	SO	Carrollton, Ga. (Mississippi Gulf Coast CC)
29	Jarius Brents	5-10	181	CB	FR	Louisville, Ky. (Waggener)
36	Maurice Burkley	5-9	212	RB	R-FR	Naperville, Ill. (Metee Valley)
10	Rodjay Burns	6-0	190	CB	R-SO	Louisville, Ky. (Trinity)
53	Amonte Caban	6-1	253	DE	R-JR	Smiths, Ala. (Smiths Station)
37	Ryan Chalifoux	6-1	199	K	R-FR	Champaign, Ill. (Champaign Central)
12	Marlon Character	6-1	194	CB	SO	Atlanta, Ga. (Northwest Mississippi CC/Grady)
50	Jean Luc-Childs	6-3	320	OL	FR	Woodbridge, Va. (Old Dominion)
61	Caleb Chandler	6-4	295	OL	R-FR	Jefferson, Ga. (Jefferson)
92	Malik Clark	6-2	272	DE	R-FR	Milledgeville, Ga. (Baldwin)
34	Joe Comer	5-10	170	DB	R-SO	Decatur, Ga. (Cedar Grove/West Georgia)
45	Blanton Creque	5-11	192	K	R-JR	Shelbyville, Ky. (Collins)
80	Hunter Crowe	6-1	224	TE	FR	Louisville, Ky. (Butler)
83	Micky Crum	6-4	258	TE	R-SR	Columbus, Ohio (Hamilton Township)
3	Malik Cunningham	6-1	190	QB	R-FR	Montgomery, Ala. (Park Crossing)
85	Jordan Davis	6-4	254	TE	R-JR	Clear Lake, Texas (Clear Lake)
5	Seth Dawkins	6-3	218	WR	JR	Columbus, Ohio (Franklin Heights)
91	Derek Dorsey	6-3	286	DE	R-SO	Louisville, Ky. (Manual)
24	Jack Duane	5-10	172	WR	R-SR	Chatham, N.J. (Chatham)
58	Dejmi Dumervil-Jean	6-5	378	DL	FR	Lauderdale Lakes, Fla. (St. Thomas Aquinas)
17	Dorian Etheridge	6-3	230	LB	SO	Charleston, W. Va. (Capital)
38	Jack Fagot	6-0	192	S	R-FR	Lexington, Ky. (Lexington Catholic)
96	Henry Famurewa	6-2	293	DL	R-SR	Powder Springs, Ga. (McEachern)
7	Dez Fitzpatrick	6-2	202	WR	R-SO	Farmington Hills, Mich. (Waterford Mott)
39	Aaron Floyd	5-10	201	CB	JR	Florence, Ky. (Boone County)
42	Marshon Ford	6-2	210	TE	FR	Louisville, Ky. (Ballard)
77	Linwood Foy	6-4	301	OL	SR	Los Angeles, Calif. (College of the Canyons)
95	Thurman Geathers	6-3	205	DE	FR	Acworth, Ga. (North Cobb)
90	Jared Goldwire	6-6	295	DL	SO	Tacoma, Wash. (Fort Scott CC)
39	Taveon Graves	5-5	178	RB	R-FR	Rineyville, Ky. (North Hardin)
7	Jonathan Greenard	6-4	263	DE	R-JR	Hiram, Ga. (Hiram)
19	Hassan Hall	6-0	186	RB	FR	Atlanta, Ga. (Maynard Jackson)
52	Mitch Hall	6-1	208	LS	SO	Clayton, N.C. (Clayton)
18	Tylus Hancock	6-1	195	LB	FR	Marietta, Ga. (Lassiter)
87	Tyler Harrell	6-0	194	WR	FR	Miami, Fla. (Christopher Columbus)
8	Jatavious Harris	6-1	188	WR	FR	Milledgeville, Ga. (Baldwin)
10	Javian Hawkins	5-9	180	RB	FR	Titusville, Fla. (Cocoa)
60	Tyler Haycraft	6-3	295	OL	R-JR	Louisville, Ky. (St. Xavier)
15	Quen Head	6-2	206	LB	SO	Forsyth, Ga. (Hutchinson CC)
5	Robert Hicks	6-1	248	LB	FR	Miami, Fla. (Central)
68	D.J. Horton	6-3	293	OL	FR	Louisville, Ky. (Manual)
21	London Iakopo	6-0	213	S	R-SR	Carson, Calif. (Long Beach CC)
8	Jarrett Jackson	6-6	281	DE	FR	West Palm Beach, Fla. (Palm Beach Gardens)
42	Ori Jean-Charles	6-1	222	DB	R-FR	Monsey, N.Y. (Spring Valley)
27	Anthony Johnson	6-1	191	CB	R-FR	Coconut Creek, Fla. (Chaminade-Madonna)
47	Austin Johnson	6-2	218	P	R-SO	Louisville, Ky. (DeSales)
84	Josh Johnson	5-11	175	WR	SO	Atlanta, Ga. (Woodward Academy)
2	Chandler Jones	5-10	181	CB	FR	Miami, Fla. (Central)
56	Kam Jones	5-11	224	LB	R-FR	Gwinnett, Ga. (Peachtree Ridge)
28	Mason King	6-3	212	P	R-JR	Louisville, Ky. (St. Xavier)
57	Dayna Kinnaird	6-3	238	DE	R-FR	Jeffersonville, Ind. (Jeffersonville)
44	Tobias Little	6-0	240	FB	R-SO	Atlanta, Ga. (Mays)
99	Allen Love	6-2	284	DT	FR	Birmingham, Ala. (Huffman)
46	Brendan Lowery	6-0	205	LS	JR	Barrington, Ill. (Barrington)
18	Justin Marshall	6-3	204	WR	R-FR	Conyers, Ga. (Georgia Prep Sports Academy)
41	Isaac Martin	6-1	256	FB	R-FR	Louisville, Ky. (Trinity)
78	Max Martin	6-3	291	OL	R-FR	Louisville, Ky. (Trinity)
1	P.J. Mbanasor	6-1	198	CB	R-JR	Pflugerville, Texas (Oklahoma/ Hendrickson)
13	Sean McCormack	6-5	224	QB	R-SO	Darien, Ill. (Hinsdale)
93	Gary McCrae	6-4	235	DE	SR	Cuthbert, Ga. (Randolph Clay)

72	Lukayus McNeil	6-6	328	OL	R-SR	Indianapolis, Ind. (Decatur Central)
36	Evan O'Hara	6-0	215	K	JR	Florence, Ky. (Boone)
97	Nick Okeke	6-3	242	LB	R-FR	Smyrna, TN (Smyrna)
4	Jawon Pass	6-4	231	QB	R-SO	Columbus, Ga. (Carver)
30	Khane Pass	6-1	205	S	R-JR	Columbus, Ga. (Carver)
86	Devante Peete	6-6	205	WR	R-JR	Pompano Beach, Fla. (St. Thomas Aquinas)
98	Tabarius Peterson	6-3	252	LB	R-SO	Tucker, Ga. (Tucker)
23	Telly Plummer	6-0	185	CB	FR	Riverdale, Ga. (Langston Hughes)
2	Corey Reed	6-3	206	WR	SO	Fulton, Ga. (Roswell)
14	Marcus Riley	5-10	170	WR	FR	Tallahassee, Fla. (Rickards)
40	Kaheem Roach	6-1	192	S	R-FR	Miramar, Fla. (Miramar)
94	G.G. Robinson	6-4	298	DL	R-JR	Lilburn, Ga. (Parkview)
65	Ronald Rudd	6-5	328	OL	R-JR	Rialto, Calif. (Chaffey College)
63	Nathan Scheler	6-1	293	OL	R-JR	Louisville, Ky. (St. Xavier)
62	Clayton Six	6-4	295	OL	FR	Louisville, Ky. (St. Xavier)
43	Damien Smith	6-1	225	LB	JR	Louisville, Ky. (Manual)
11	Dee Smith	6-1	208	S	SR	Florence, Ala. (Florence)
9	Jaylen Smith	6-4	220	WR	SR	Pascagoula, Miss. (Pascagoula)
34	Jeremy Smith	6-2	225	RB	R-SR	Hammond, La. (Fresno City CC)
4	TreSean Smith	6-1	202	CB	SO	Hamilton, Ohio (LaSalle)
12	Trey Smith	6-0	218	RB	R-JR	Madison, Miss. (Madison Central)
76	Wyatt Smock	6-3	290	OL	R-FR	Louisville, Ky. (St. Xavier)
70	Emmanuel Sowders	6-4	300	OL	FR	Louisville, Ky. (Jefferson)
81	Emonee Spence	6-3	189	WR	R-JR	Pembroke Pines, Fla. (Flanagan)
31	Malik Staples	6-1	228	RB	JR	Suwanee, Ga. (Peachtree Ridge)
3	Cornelius Sturghill	5-11	188	CB	R-SR	Memphis, Tenn. (Melrose)
26	Chris Taylor-Yamanoha	6-2	182	WR	R-SO	Rohnert Park, Calif. (Rancho Cotate)
48	Jordan Thomas	5-11	160	WR	R-FR	Lexington, Ky. (Lafayette)
79	Kenny Thomas	6-6	328	OL	SR	Prattville, Ala. (Prattville)
24	Lamarques Thomas	6-0	180	S	JR	Clinton, Miss. (Clinton)
59	Caleb Tillman	6-3	292	DL	R-SO	Dothan, Ala. (Northview)
6	Jordan Travis	6-3	195	QB	FR	West Palm Beach, Fla. (Benjamin School)
20	Trennell Troutman	5-11	190	S	FR	Miami, Fla. (St. Thomas Aquinas)
82	Keion Wakefield	5-10	175	WR	R-SO	Louisville, Ky. (Male)
49	Boosie Whitlow	6-3	230	DL	R-JR	Opelika, Ala. (Opelika)
25	Dae Williams	6-1	232	RB	R-SO	Sapulpa, Okla. (Sapulpa)
33	Colin Wilson	6-1	225	RB	R-FR	Green Cove Springs, Fla. (Clay)
44	Jakson Wine	6-0	219	K	R-SO	Louisville, Ky. (North Oldham)
6	Russ Yeast	5-11	185	CB	SO	Greenwood, Ind. (Center Grove)
17	Drew Zaubi	6-4	208	QB	FR	Louisville, Ky. (South Oldham)

Head Coach: Bobby Petrino

Assistant Coaches: **Ryan Beard** (Linebackers), **Grady Brown** (Cornerbacks), **Lonnie Galloway** (Co-Offensive Coordinator/Wide Receivers), **Chris Klenakis** (Tight Ends), **Nick Petrino** (Quarterbacks), **L.D. Scott** (Defensive Line), **Kolby Smith** (Running Backs), **Mike Summers** (Offensive Line), **Brian VanGorder** (Defensive Coordinator), **Lorenzo Ward** (Safeties)

Numerical Roster

40	Kaheem Roach	S
41	Isaac Martin	FB
41	Mike Boykin	DL
42	Marshon Ford	TE
42	Ori Jean Charles	LB
43	Damien Smith	LB
44	Tobias Little	FB
45	Blanton Creque	K
46	Brendan Lowery	LS
47	Austin Johnson	P
48	Jordan Thomas	WR
49	Boosie Whitlow	LB
50	Jean Luc-Childs	OL
52	Mitch Hall	LS
53	Amonte Caban	DE
55	Micah Bland	DL
56	Kam Jones	LB
57	Dayna Kinnaird	DE
58	Dejmi Dumervil-Jean	DL
59	Caleb Tillman	DL
60	Tyler Haycraft	OL
61	Caleb Chandler	OL
62	Clayton Six	OL
63	Nathan Scheler	OL
65	Ronald Rudd	OL
66	Cole Bentley	OL
68	D.J. Horton	OL
70	Emmanuel Sowders	OL
71	Toryque Bateman	OL
72	Lukayus McNeil	OL
73	Mehki Becton	OL
75	Robbie Bell	OL
76	Wyatt Smock	OL
77	Linwood Foy	OL
78	Max Martin	OL
79	Kenny Thomas	OL
80	Hunter Crowe	TE
81	Emonee Spence	WR
82	Keion Wakefield	WR
83	Micky Crum	TE
84	Josh Johnson	WR
85	Jordan Davis	TE
86	Devante Peete	WR
87	Tyler Harrell	WR
88	Jeffrey Banks	TE
89	Adonis Boone	OL
90	Jared Goldwire	DL
91	Derek Dorsey	DL
92	Malik Clark	DE
93	Gary McCrae	DE
94	G.G. Robinson	DL
95	Thurman Geathers	DE
96	Henry Famurewa	DL
97	Nick Okeke	LB
98	Tabarius Peterson	DE
99	Allen Love	DL

Date	Opponent	Score	Overall	ACC	TV	Attend.
Sept. 1	vs. Alabama	14-51	0-1	0-0	ABC	57,280
Sept. 8	INDIANA STATE	31-7	1-1	0-0	ACC Net.	44,520
Sept. 15	WESTERN KENTUCKY	20-17	2-1	0-0	RSN	54,923

*indicates conference game

2018 Team Statistics

	LOU	OPP
SCORING	65	75
Points Per Game	21.7	25.0
Points Off Turnovers	0	28
FIRST DOWNS	55	59
Rushing	24	27
Passing	23	28
Penalty	8	4
RUSHING YARDAGE	419	564
Yards gained rushing	503	623
Yards lost rushing	84	59
Rushing Attempts	102	135
Average Per Rush	4.1	4.2
Average Per Game	139.7	188.0
TDs Rushing	4	5
PASSING YARDAGE	504	594
Comp-Att-Int	44-82-4	45-76-1
Average Per Pass	6.1	7.8
Average Per Catch	11.5	13.2
Average Per Game	168.0	198.0
TDs Passing	3	3
TOTAL OFFENSE	923	1158
Total Plays	184	211
Average Per Play	5.0	5.5
Average Per Game	307.7	386.0
KICK RETURNS: # Yards	7-143	9-228
PUNT RETURNS: # Yards	4-122	7-103
INT RETURNS: # Yards	1-25	4-90
KICK RETURN AVERAGE	20.4	25.3
PUNT RETURN AVERAGE	30.5	14.7
INT RETURN AVERAGE	25.0	22.5
FUMBLES-LOST	4-1	2-1
PENALTIES-Yards	23-208	24-225
Average Per Game	69.3	75.0
PUNTS-Yards	19-828	18-666
Average Per Punt	43.6	37.0
Net punt average	38.2	29.1
KICKOFFS-Yards	14-871	15-920
Average Per Kick	62.2	61.3
Net kick average	38.8	40.1
TIME OF POSSESSION/Game	27:26	32:04
3RD-DOWN Conversions	11/37	23/49
3rd-Down Pct	30%	47%
4TH-DOWN Conversions	1/3	1/2
4th-Down Pct	33%	50%
SACKS BY-Yards	5-36	7-32
MISC YARDS	54	0
TOUCHDOWNS SCORED	8	10
FIELD GOALS-ATTEMPTS	3-3	2-5
ON-SIDE KICKS	0-0	0-0
RED-ZONE SCORES	(8-9) 89%	(8-10) 80%
RED-ZONE TOUCHDOWNS	(6-9) 67%	(7-10) 70%
PAT-ATTEMPTS	(8-8) 100%	(9-10) 90%
ATTENDANCE	99443	0
Games/Avg Per Game	2/49722	0/0
Neutral Site Games		1/57280

SCORE BY QUARTERS	1st	2nd	3rd	4th	Total
Louisville Cardinals	7	3	17	38	65
Opponents	28	21	16	10	75

Rushing	GP	Att	Gain	Loss	Net	Avg	TD	Long	Avg.
Cunningham, Mal	2	33	200	17	183	5.5	1	19	91.5
Williams, Dae	3	19	79	14	65	3.4	2	21	21.7
Wilson, Col.	3	11	61	1	60	5.5	0	26	20.0
Smith, Je.	1	6	56	0	56	9.3	0	21	56.0
Hall, Has.	3	7	39	6	33	4.7	0	10	11.0
Smith, Trey	2	4	11	0	11	2.8	0	7	5.5
Riley, Mar.	2	1	9	0	9	9.0	0	9	4.5
Hawkins, J.	1	1	7	0	7	7.0	0	7	7.0
Pass, Jaw.	3	15	40	33	7	0.5	0	11	2.3
Becton, Mek.	3	1	1	0	1	1.0	1	1	0.3
Travis, Jor.	1	1	0	0	0	0.0	0	0	0.0
Smith, Jer.	1	2	0	2	-2	-1.0	0	0	-2.0
TEAM	2	1	0	11	-11	-11.0	0	0	-5.5
Total	3	102	503	84	419	4.1	4	26	139.7
Opponents	3	135	623	59	564	4.2	5	32	188.0

Passing	G	Effic	Cmp-Att-Int	Pct	Yds	TD	Lng	Avg.
Pass, Jaw.	3	98.65	28-56-4	50.0	341	2	47	113.7
Cunningham, Mal	2	131.97	16-25-0	64.0	163	1	34	81.5
Travis, Jor.	1	0.00	0-1-0	0.0	0	0	0	0.0
Total	3	107.60	44-82-4	53.7	504	3	47	168.0
Opponents	3	135.26	45-76-1	59.2	594	3	49	198.0

Receiving	G	No.	Yds	Avg	TD	Long	Avg/G
Smith, Jay.	3	6	98	16.3	1	34	32.7
Dawkins, Set.	3	6	96	16.0	0	47	32.0
Peete, Dev.	3	6	64	10.7	0	15	21.3
Crum, Mic.	3	5	71	14.2	0	25	23.7
Fitzpatrick, De	3	5	61	12.2	0	19	20.3
Averett, Kem.	2	4	30	7.5	2	12	15.0
Atwell, TuT.	3	3	47	15.7	0	30	15.7
Smith, Trey	2	2	31	15.5	0	27	15.5
Williams, Dae	3	2	-1	-0.5	0	0	-0.3
Smith, Je.	1	1	8	8.0	0	8	8.0
Riley, Mar.	2	1	6	6.0	0	6	3.0
Hawkins, J.	1	1	4	4.0	0	4	4.0
Smith, Jer.	1	1	-4	-4.0	0	0	-4.0
Bentley, Col.	3	1	-7	-7.0	0	0	-2.3
Total	3	44	504	11.5	3	47	168.0
Opponents	3	45	594	13.2	3	49	198.0

Punt Returns	No.	Yds	Avg	TD	Long
Burns, Rod.	4	122	30.5	1	55
Total	4	122	30.5	1	55
Opponents	7	103	14.7	0	31

Interceptions	No.	Yds	Avg	TD	Long
Avery, C.J.	1	25	25.0	0	25
Total	1	25	25.0	0	25
Opponents	4	90	22.5	1	45

Kick Returns	No.	Yds	Avg	TD	Long
Burns, Rod.	3	35	11.7	0	24
Hall, Has.	2	80	40.0	0	61
Yeast, Rus.	1	14	14.0	0	14
Sturghill, Cor.	1	14	14.0	0	14
Total	7	143	20.4	0	61
Opponents	9	228	25.3	1	77

----- PATs -----

Scoring	TD	FGs	Kick	Rush	Rcv	Pass	DXP	Saf	Points
Creque, Bla.	0	3-3	8-8	0-0	0	0-0	0	0	17
Averett, Kem.	2	0-0	0-0	0-0	0	0-0	0	0	12
Williams, Dae	2	0-0	0-0	0-0	0	0-0	0	0	12
Becton, Mek.	1	0-0	0-0	0-0	0	0-0	0	0	6
Burns, Rod.	1	0-0	0-0	0-0	0	0-0	0	0	6
Smith, Jay.	1	0-0	0-0	0-0	0	0-0	0	0	6
Cunningham, Mal	1	0-0	0-0	0-0	0	0-0	0	0	6
Total	8	3-3	8-8	0-0	0	0-0	0	0	65
Opponents	10	2-5	9-10	0-0	0	0-0	0	0	75

Total Offense	G	Plays	Rush	Pass	Total	Avg/G
Pass, Jaw.	3	71	7	341	348	116.0
Cunningham, Mal	2	58	183	163	346	173.0
Williams, Dae	3	19	65	0	65	21.7
Wilson, Col.	3	11	60	0	60	20.0
Smith, Je.	1	6	56	0	56	56.0
Hall, Has.	3	7	33	0	33	11.0
Smith, Trey	2	4	11	0	11	5.5
Riley, Mar.	2	1	9	0	9	4.5
Hawkins, J.	1	1	7	0	7	7.0
Becton, Mek.	3	1	1	0	1	0.3
Smith, Jer.	1	2	-2	0	-2	-2.0
TEAM	2	1	-11	0	-11	-5.5
Total	3	184	419	504	923	307.7
Opponents	3	211	564	594	1158	386.0

Field Goals	FGM-FGAPct	01-19	20-29	30-39	40-49	50-99	Lg
Creque, Bla.	1-1	100.0	0-0	0-0	0-0	1-1	43

FG SEQUENCE Louisville Cardinals OPPONENTS

Alabama	-	(39),27
Indiana State	(43)	-
Western Kentucky	(23), (23)	32,(35),51

Numbers in (parentheses) indicate field goal was made.

Punting	No.	Yds	Avg	Long	TB	FC	I20	50+	Blkd
King, Mas.	19	828	43.6	64	0	7	5	3	0
Total	19	828	43.6	64	0	7	5	3	0
Opponents	18	666	37.0	58	1	5	6	1	0

Kickoffs	No.	Yds	Avg	TB	OB	Retn	Net	YdLn
Creque, Bla.	9	570	63.3	3	0			
O'Hara, Eva.	5	301	60.2	1	1			
Total	14	871	62.2	4	1	228	38.8	26
Opponents	15	920	61.3	7	0	143	40.1	24

All-Purpose	G	Rush	Rec	PR	KOR	IR	Tot	Avg/G
Cunningham, Mal	2	183	0	0	0	0	183	91.5
Burns, Rod.	3	0	0	122	35	0	157	52.3
Hall, Has.	3	33	0	0	80	0	113	37.7
Smith, Jay.	3	0	98	0	0	0	98	32.7
Dawkins, Set.	3	0	96	0	0	0	96	32.0
Crum, Mic.	3	0	71	0	0	0	71	23.7
Smith, Je.	1	56	8	0	0	0	64	64.0
Peete, Dev.	3	0	64	0	0	0	64	21.3
Williams, Dae	3	65	-1	0	0	0	64	21.3
Fitzpatrick, De	3	0	61	0	0	0	61	20.3
Wilson, Col.	3	60	0	0	0	0	60	20.0
Atwell, TuT.	3	0	47	0	0	0	47	15.7
Smith, Trey	2	11	31	0	0	0	42	21.0
Averett, Kem.	2	0	30	0	0	0	30	15.0
Avery, C.J.	3	0	0	0	0	25	25	8.3
Riley, Mar.	2	9	6	0	0	0	15	7.5
Yeast, Rus.	3	0	0	0	14	0	14	4.7
Sturghill, Cor.	3	0	0	0	14	0	14	4.7
Hawkins, J.	1	7	4	0	0	0	11	11.0
Pass, Jaw.	3	7	0	0	0	0	7	2.3
Becton, Mek.	3	1	0	0	0	0	1	0.3
Smith, Jer.	1	-2	-4	0	0	0	-6	-6.0
Bentley, Col.	3	0	-7	0	0	0	-7	-2.3
TEAM	2	-11	0	0	0	0	-11	-5.5
Total	3	419	504	122	143	25	1213	404.3
Opponents	3	564	594	103	228	90	1579	526.3

Defensive Statistics		GP	Solo	Ast	Total	TFL/Yds	Sacks	Int-Yds	BrUp	QBH	Rcv-Yds	FF	Blk	Saf
98	Peterson, Tab.	3-2	12	8	20	2.0-5	.	.	1
11	Smith, Dee	3-3	8	9	17	0.5-1	.	.	1	1
30	Pass, Kha.	3-3	7	8	15	.	.	.	1
21	Iakopo, Lon.	3-0	8	7	15
9A	Avery, C.J.	3-3	2	11	13	0.5-1	0.5-1	1-25
10	Burns, Rod.	3-2	5	7	12	1.5-4
1	Mbanasor, P.J.	3-2	8	4	12
8A	Jackson, Jar.	3-0	5	7	12	2.0-19	2.0-19	1	.	.
5A	Hicks, Rob.	3-1	5	6	11	0.5-0	0.5-0
4A	Smith, TreS.	3-0	7	4	11	.	.	.	1	.	.	1	.	.
94	Robinson, G.G.	3-3	8	3	11	2.0-16	2.0-16	.	.	1
13	Blue, P.J.	3-0	5	5	10
53	Caban, Amo.	3-1	4	6	10	1
3	Sturghill, Cor.	3-3	8	2	10	.	.	.	1	1
90	Goldwire, Jar.	3-2	3	6	9	3	.	.	1	.
91	Dorsey, Der.	3-2	4	5	9	1.0-3
17	Etheridge, Dor.	2-2	2	6	8	0.5-2	.	.	1	.	1-0	.	.	.
97	Okeke, Nic.	3-0	5	3	8
2A	Jones, Cha.	3-1	4	2	6
1C	Character, Mar.	2-0	2	3	5
96	Famurewa, Hen.	2-1	2	2	4	0.5-1
24	Thomas, Lam.	3-0	2	1	3
49	Whitlow, Boo.	3-0	.	3	3
22	Abdullah, Y.	2-0	.	2	2
41	Boykin, Mic.	3-1	.	1	1
86	Peete, Dev.	3-2	.	1	1
58	Dumervi-Jean, D.	2-0	.	1	1
36	O'Hara, Eva.	2-0	1	.	1
77	Foy, Lin.	3-3	1	.	1
6	Yeast, Rus.	3-0	.	1	1
52	Hall, Mit.	3-0	1	.	1
66	Bentley, Col.	3-3	1	.	1
1D	Head, Que.	3-0	1	.	1
Total.....		3-0	121	124	245	11-52	5-36	1-25	6	7	1-0	2	1	.
Opponents.....		3-0	102	78	180	23.0-72	7-32	4-90	8	7	1-0	3	.	.

Game Experience

Player	'18	'17	'16	'15	'14	Tot	Player	'18	'17	'16	'15	'14	Tot	Player	'18	'17	'16	'15	'14	Tot
Yasir Abdullah	2	-	-	-	-	2	Jared Goldwire	3	-	-	-	-	3	Devante Peete	3	-	13	-	-	16
Tutu Atwell	3	-	-	-	-	3	Jon Greenard	1	13	12	-	-	26	Tabarius Peterson	3	13	-	-	-	16
Kemari Averett	2	10	-	-	-	12	Hassan Hall	3	-	-	-	-	3	Telly Plummer	2	-	-	-	-	2
C.J. Avery	3	13	-	-	-	16	Mitch Hall	3	13	-	-	-	16	Corey Reed	1	12	-	-	-	13
Mekhi Becton	3	12	-	-	-	15	Jatavious Harris	2	-	-	-	-	2	Marcus Riley	2	-	-	-	-	2
Robbie Bell	0	13	-	-	-	13	Javian Hawkins	1	-	-	-	-	1	G.G. Robinson	3	13	10	-	-	26
Cole Bentley	3	7	-	-	-	10	Tyler Haycraft	3	10	6	-	-	19	Nathan Scheler	2	6	7	-	-	15
P.J. Blue	3	-	-	-	-	3	Quen Head	2	-	-	-	-	2	Damien Smith	0	10	8	-	-	18
Adonis Boone	1	-	-	-	-	1	Robert Hicks	3	-	-	-	-	3	Dee Smith	2	12	12	6	-	32
Michael Boykin	3	-	-	-	-	3	London Iakopo	3	12	4	-	-	19	Jaylen Smith	3	10	13	13	-	39
Maurice Burkley	1	-	-	-	-	1	Jarrett Jackson	3	-	-	-	-	3	Jeremy Smith	2	1	13	11	-	27
Rodjay Burns	3	-	-	-	-	3	Anthony Johnson	3	-	-	-	-	3	TreSean Smith	3	13	-	-	-	16
Amonte Caban	3	10	13	-	-	26	Austin Johnson	0	2	-	-	-	2	Trey Smith	2	11	7	-	-	20
Caleb Chandler	1	2	-	-	-	3	Josh Johnson	0	10	-	-	-	10	Emonee Spence	0	3	-	7	-	10
Marlon Character	2	-	-	-	-	2	Chandler Jones	3	-	-	-	-	3	Malik Staples	0	7	13	-	-	20
Malik Clark	1	-	-	-	-	1	Mason King	3	13	13	-	-	29	Cornelius Sturghill	3	4	-	7	-	14
Blanton Creque	3	13	12	-	-	28	Tobias Little	0	9	-	-	-	9	Taylor-Yamonoha	0	1	-	-	-	1
Micky Crum	3	8	8	12	-	31	Vince Lococo	0	1	-	-	-	1	Kenny Thomas	2	13	12	7	-	34
Malik Cunningham	2	-	-	-	-	2	Brendan Lowery	0	1	-	-	-	1	Lamarques Thomas	3	13	2	-	-	18
Jordan Davis	2	11	-	-	-	13	Justin Marshall	1	-	-	-	-	1	Caleb Tillman	0	3	-	-	-	3
Seth Dawkins	3	12	12	-	-	27	Max Martin	0	2	-	-	-	2	Jordan Travis	1	-	-	-	-	1
Derek Dorsey	3	11	-	-	-	14	P.J. Mbanasor	3	0	0	10	-	13	Trenell Troutman	1	-	-	-	-	1
Jack Duane	0	2	-	-	-	2	Gary McCrae	2	8	2	-	-	12	Keion Wakefield	2	-	-	-	-	2
Dejmi Dumervil-Jean	3	-	-	-	-	3	Lukayus McNeil	3	13	13	12	-	41	Boosie Whitlow	3	-	-	-	-	3
Dorian Etheridge	2	13	-	-	-	15	Evan O'Hara	2	2	6	-	-	10	Dae Williams	3	6	-	-	-	9
Henry Famurewa	2	13	9	-	1	25	Nick Okeke	2	-	-	-	-	2	Colin Wilson	3	3	-	-	-	6
Dez Fitzpatrick	3	13	-	-	-	16	Jawon Pass	3	6	-	-	-	9	Russ Yeast	3	12	-	-	-	15
Anthony Floyd	0	2	-	-	-	2	Khane Pass	3	13	12	-	-	28							
Linwood Foy	3	5	4	-	-	12														

Passing

#4 Pass, J.	Att	Comp	Int	Pct	Yards	TD	Long	Sack	Yds	Effic
Alabama	39	20	2	51.3	252	2	47	3	12	112.2
Indiana St.	14	8	1	57.1	89	0	25	2	5	96.3
W. Kentucky	3	0	1	0.0	0	0	0	1	6	-66.7
TOTALS	56	28	4	50.0	341	2	47	6	23	98.6

#3 Cunningham, M.

	Att	Comp	Int	Pct	Yards	TD	Long	Sack	Yds	Effic
Indiana St.	7	6	0	85.7	75	1	34	1	9	222.9
W. Kentucky	18	10	0	55.6	88	0	31	0	0	96.6
TOTALS	25	16	0	64.0	163	1	34	1	9	132.0

#6 Travis, J.

	Att	Comp	Int	Pct	Yards	TD	Long	Sack	Yds	Effic
Indiana St.	1	0	0	0.0	0	0	0	0	0	0.0
TOTALS	1	0	0	0.0	0	0	0	0	0	0.0

Rushing	No-Yds/TD	UA	ISU	WKU	VA	FSU	GT	BC	WF	CLE	SYR	NCST	UK
Cunningham, Mal	33-183/1	DNP	12-54/1	21-129/0									
Williams, Dae	19-65/2	9-6/0	1-1/0	9-58/2									
Wilson, Col.	11-60/0	2-6/0	7-52/0	2-2/0									
Smith, Jer.	8-54/0	DNP	6-56/0	2--2/0									
Hall, Has.	7-33/0	2-4/0	4-19/0	1-10/0									
Smith, Trey	4-11/0	4-11/0	-	DNP									
Riley, Mar.	1-9/0	DNP	-	1-9/0									
Pass, Jaw.	15-7/0	8-0/0	5-9/0	2--2/0									
Hawkins, J.	1-7/0	DNP	1-7/0	DNP									
Becton, Mek.	1-1/1	-	1-1/1	-									
Travis, Jor.	1-0/0	DNP	1-0/0	DNP									
TEAM	1--11/0	1--11/0	DNP	-									

Receiving	No-Yds/TD	UA	ISU	WKU	VA	FSU	GT	BC	WF	CLE	SYR	NCST	UK
Smith, Jay.	6-98/1	1-22/0	2-38/1	3-38/0									
Dawkins, Set.	6-96/0	3-68/0	2-12/0	1-16/0									
Crum, Mic.	5-71/0	3-24/0	2-47/0	-									
Peete, Dev.	6-64/0	1-15/0	3-32/0	2-17/0									
Fitzpatrick, De	5-61/0	3-40/0	-	2-21/0									
Atwell, TuT.	3-47/0	1-30/0	2-17/0	-									
Smith, Trey	2-31/0	2-31/0	-	DNP									
Averett, Kem.	4-30/2	4-30/2	DNP	-									
Riley, Mar.	1-6/0	DNP	1-6/0	-									
Smith, Jer.	2-4/0	DNP	1-8/0	1--4/0									
Hawkins, J.	1-4/0	DNP	1-4/0	DNP									
Williams, Dae	2--1/0	1--1/0	-	1-0/0									
Bentley, Col.	1--7/0	1--7/0	-	-									

Tackles	UA-A	TOT	UA	ISU	WKU	VA	FSU	GT	BC	WF	CLE	SYR	NCST	UK
Peterson, Tab.	12-8	20	1-2	5-3	6-3									
Smith, Dee	8-9	17	2-4	1-3	5-2									
Iakopo, Lon.	8-7	15	2-4	1-0	5-3									
Pass, Kha.	7-8	15	3-1	1-3	3-4									
Avery, C.J.	2-11	13	0-5	1-3	1-3									
Jackson, Jar.	5-7	12	1-4	1-3	3-0									
Burns, Rod.	5-7	12	2-3	1-4	2-0									
Mbanasor, P.J.	8-4	12	6-3	0-1	2-0									
Hicks, Rob.	5-6	11	-	-	5-6									
Robinson, G.G.	8-3	11	3-1	4-1	1-1									
Smith, TreS.	7-4	11	2-0	2-1	3-3									
Sturghill, Cor.	8-2	10	3-0	2-0	3-2									
Blue, P.J.	5-5	10	2-2	3-1	0-2									
Caban, Amo.	4-6	10	1-2	2-3	1-1									
Dorsey, Der.	4-5	9	1-1	2-3	1-1									
Goldwire, Jar.	3-6	9	0-2	1-1	2-3									
Okeke, Nic.	5-3	8	1-0	3-2	1-1									
Etheridge, Dor.	2-6	8	0-4	2-2	DNP									
Jones, Cha.	4-2	6	1-0	1-0	2-2									
Character, Mar.	2-3	5	DNP	0-2	2-1									
Famurewa, Hen.	2-2	4	1-2	1-0	DNP									
Whitlow, Boo.	0-3	3	0-1	0-2	-									
Thomas, Lam.	2-1	3	1-0	-	1-1									
Abdullah, Y.	0-2	2	DNP	0-1	0-1									
Peete, Dev.	0-1	1	-	-	0-1									
Dumervi-Jean, D.	0-1	1	DNP	0-1	-									
Boykin, Mic.	0-1	1	-	-	0-1									
Foy, Lin.	1-0	1	-	1-0	-									
O'Hara, Eva.	1-0	1	-	1-0	DNP									
Hall, Mit.	1-0	1	1-0	-	-									
Bentley, Col.	1-0	1	1-0	-	-									
Head, Que.	1-0	1	-	-	1-0									

Sacks	UA-A	TOT	UA	ISU	WKU	VA	FSU	GT	BC	WF	CLE	SYR	NCST	UK
Robinson, G.G.	2-0	2.0	1.0-6	-	1.0-10									
Jackson, Jar.	2-0	2.0	-	1.0-10	1.0-9									
Hicks, Rob.	0-1	0.5	-	-	0.5-0									
Avery, C.J.	0-1	0.5	-	-	0.5-1									

Tackles For Loss	UA-A	TOT	UA	ISU	WKU	VA	FSU	GT	BC	WF	CLE	SYR	NCST	UK
Peterson, Tab.	2-0	2.0	-	1.0-1	1.0-4									
Jackson, Jar.	2-0	2.0	-	1.0-10	1.0-9									
Robinson, G.G.	2-0	2.0	1.0-6	-	1.0-10									
Burns, Rod.	1-1	1.5	-	1.5-4	-									
Dorsey, Der.	0-2	1.0	-	1.0-3	-									
Smith, Dee	0-1	0.5	0.5-1	-	-									
Hicks, Rob.	0-1	0.5	-	-	0.5-0									
Famurewa, Hen.	0-1	0.5	0.5-1	-	DNP									
Etheridge, Dor.	0-1	0.5	-	0.5-2	DNP									
Avery, C.J.	0-1	0.5	-	-	0.5-1									

Punt Returns	No.-Yds	UA	ISU	WKU	VA	FSU	GT	BC	WF	CLE	SYR	NCST	UK
Burns, Rod.	4-122	-	3-86	1-36									
Kick Returns	No.-Yds	UA	ISU	WKU	VA	FSU	GT	BC	WF	CLE	SYR	NCST	UK
Hall, Has.	2-80	1-61	-	1-19									
Burns, Rod.	3-35	3-35	-	-									
Sturghill, Cor.	1-14	1-14	-	-									
Yeast, Rus.	1-14	-	1-14	-									
Int Returns	No.-Yds	UA	ISU	WKU	VA	FSU	GT	BC	WF	CLE	SYR	NCST	UK
Avery, C.J.	1-25	-	-	1-25									
Fumble Ret	No.-Yds	UA	ISU	WKU	VA	FSU	GT	BC	WF	CLE	SYR	NCST	UK
--													

Louisville Inside Opponent Red-Zone

Date	Opponent	Time Score	Times In RZ	Total Scored	Pts	Rush TDs	Pass TDs	TDs	FGsFailed to score inside RZ						Game
									Made	FGA	Downs	Int	Fumb	Half	
Sep. 1	vs ALABAMA	L, 14-51	3	2	14	2	0	2	0	0	1	0	0	0	0
Sep 08	INDIANA ST	W, 31-7	2	2	14	2	2	0	0	0	0	0	0	0	0
Sep 15	W. KENTUCKY	W, 20-17	4	4	20	2	2	0	2	0	0	0	0	0	0
Totals			9	8	48	6	4	2	2	0	1	0	0	0	0
8 of 9 (88.9%)															

Opponents Inside Louisville Red-Zone

Date	Opponent	Time Score	Times In RZ	Total Scored	Pts	Rush TDs	Pass TDs	TDs	FGs Made	Failed to score inside RZ					Game
										FGA	Downs	Int	Fumb	Half	
Sep. 1	vs ALABAMA	L, 14-51	5	4	27	4	3	1	0	1	0	0	0	0	0
Sep 08	INDIANA ST	W, 31-7	1	1	7	1	1	0	0	0	0	0	0	0	0
Sep 15	W. KENTUCKY	W, 20-17	4	3	17	2	1	1	1	1	0	0	0	0	0
Totals			10	8	51	7	5	2	1	2	0	0	0	0	0
8 of 10 (80.0%)															

Offensive Starters

Opponent	LT	LG	C	RG	RT	WR/TE	WR/TE	WR	WR/RB	RB	QB
Alabama	Foy	Thomas	Bentley	McNeil	Becton	Crum	Jay. Smith	Dawkins	Fitzpatrick	Trey Smith	Pass
Indiana State	Foy	Bentley	Scheler	McNeil	Becton	Peete	Jay. Smith	Atwell	Fitzpatrick	Wilson	Pass
W. Kentucky	Becton	Foy	Scheler	Bentley	McNeil	Averett	Crum	Peete	Fitzpatrick	Wilson	Pass
Virginia											
Florida St.											
Ga. Tech											
Boston College											
Wake Forest											
Clemson											
Syracuse											
NC State											
Kentucky											

Defensive Starters

Opponent	LE	DT	DT	DT/DE	DE/LB	LB	S	CB	CB	S	CB
Alabama	Greenard	Boykin	Goldwire	Robinson	Caban	Etheridge	D. Smith	Sturghill	Mbanasor	Pass	Avery
Indiana State	Peterson	Famurewa	Robinson	Dorsey	Avery	Etheridge	D. Smith	Sturghill	Burns	Pass	C. Jones
W. Kentucky	Peterson	Goldwire	Robinson	Dorsey	Avery	Hicks	D. Smith	Sturghill	Burns	Pass	Mbanasor
Virginia											
Florida St.											
Ga. Tech											
Boston College											
Wake Forest											
Clemson											
Syracuse											
NC State											
Kentucky											

Starting Experience

Player	'15	'16	'17	'18	Tot	Player	'15	'16	'17	'18	Tot	Player	'15	'16	'17	'18	Tot
Lukayus McNeil	9	12	13	3	37	Henry Famurewa	-	-	3	1	4	Colin Wilson	-	-	-	2	2
Jaylen Smith	10	5	10	2	27	Jordan Davis	-	-	3	0	3	TuTu Atwell	-	-	-	1	1
Kenny Thomas	4	1	13	1	19	P.J. Mbanasor	2	0	0	2	4	Michael Boykin	-	-	-	1	1
Dorian Etheridge	-	-	13	2	15	TreSean Smith	-	-	3	0	3	Amonte Caban	-	0	0	1	1
Robbie Bell	-	-	13	0	13	C.J. Avery	-	-	1	3	4	London Iakopo	-	-	1	0	1
Seth Dawkins	-	2	10	1	13	Kemari Averett	-	-	2	1	3	Chandler Jones	-	-	-	1	1
Micky Crum	6	1	3	2	12	Linwood Foy	-	0	0	3	3	Trey Smith	-	0	0	1	1
Mekhi Becton	-	-	10	3	13	Jawon Pass	-	-	0	3	3	Robert Hicks	-	-	-	1	1
Dee Smith	0	4	5	3	12	Cornelius Sturghill	0	0	0	3	3						
Dez Fitzpatrick	-	-	7	3	10	Rodjay Burns	-	-	-	2	2						
Khane Pass	-	1	5	3	9	Derek Dorsey	-	-	-	2	2						
G.G. Robinson	-	-	6	3	9	Jared Goldwire	-	-	-	2	2						
Russ Yeast	-	-	7	0	7	Devante Peete	-	-	-	2	2						
Jon Greenard	-	1	5	1	7	Tabarius Peterson	-	-	-	2	2						
Cole Bentley	-	-	3	3	6	Nate Scheler	-	-	-	2	2						

Opponent	Score	First Downs				Rushing Number-Yards	Passing Comp-Att-Int	Passing Yards	Total Offense Plays-Yards	Return Yards	TO
		Total	Rush	Pass	Pen						
Alabama	14-51	19/21	1/8	13/12	5/1	26-16 / 42-222	20-39-2 / 17-26-0	252 / 297	65-268 / 68-519	110 / 227	1 / 1
Indiana St.	31-7	19/12	12/8	6/2	1/2	38-199 / 50-174	14-22-1 / 3-12-0	164 / 37	60-363 / 62-211	100 / 83	1 / 1
W. Kentucky	20-17	17/26	11/11	4/14	2/1	38-204 / 43-168	10-21-1 / 25-38-1	88 / 260	59-292 / 81-428	80 / 111	1 / 1
Virginia											
Florida St.											
Georgia Tech											
Boston College											
Wake Forest											
Clemson											
Syracuse											
NC St.											
Kentucky											

Opponent	3rd Down Conv.	4th Down Conv.	TOP Possession	TOP Margin	Avg Yds/Rush	Avg Yds/Pass	Avg Yds/Play	Punting Number-Avg	Penalties Number-Yards	Sacks By
Alabama	4-14 / 10-15	0-1 / 0-0	28:51 / 31:09	(2:18)	0.6 / 5.3	12.6 / 17.5	4.1 / 7.6	8-43.2 / 3-36.3	11-93 / 10-111	1 / 3
Indiana St.	5-12 / 4-17	0-0 / 1-1	28:50 / 29:38	(0:48)	5.2 / 3.5	11.7 / 12.3	6.1 / 3.4	6-46.5 / 11-36.7	7-75 / 6-45	1 / 3
W. Kentucky	2-11 / 9-17	1-2 / 0-1	24:36 / 35:24	(10:48)	5.4 / 3.9	8.8 / 10.4	4.9 / 5.3	5-40.6 / 4-38.2	5-40 / 8-69	3 / 1
Virginia										
Florida St.										
Georgia Tech										
Boston College										
Wake Forest										
Clemson										
Syracuse										
NC St.										
Kentucky										

Turnovers/Opening Drives

Louisville Giveaway/Takeaway

Game	Fum	Int	Tot	Fum	Int	Tot	Dif.
Alabama	0	2	2	1	0	1	-1
Indiana State	1	1	2	0	0	0	-2
W. Kentucky	0	1	1	0	1	1	0

Fumbles

Name	Fumbles-Lost
Micky Crum	1-1
Hassan Hall	1-0
Jawon Pass	1-0
Colin Wilson	1-0

Cards On Opening Drives

Game	1st Half	Second Half
Alabama	Punt	Punt
Indiana State	Punt	Punt
W. Kentucky	Punt	Field Goal

Cards On Opening Defense Drives

Game	1st Half	Second Half
Alabama	Touchdown	Touchdown
Indiana State	Punt	Punt
W. Kentucky	Interception	Punt

Cards On Coin Flips

Game	Flip	Result
Alabama	Lost (D)	L, 14-51
Louisville	Won (O)	W, 31-7
W. Kentucky	Won (O)	W, 20-17

Louisville Individual Game Highs

Rushes	21	Malik Cunningham vs. W. Kentucky
Yards Rushing	129	Malik Cunningham vs. W. Kentucky
TD Rushes	2	Dae Williams vs. W. Kentucky
Long Rush	26	Colin Wilson vs. Indiana State
Pass attempts	39	Jawon Pass vs. Alabama
Pass completions	20	Jawon Pass vs. Alabama
Yards Passing	252	Jawon Pass vs. Alabama
TD Passes	2	Jawon Pass vs. Alabama
Long Pass	47	Jawon Pass vs. Alabama
Receptions	4	Kemari Averett vs. Alabama
Yards Receiving	68	Seth Dawkins vs. Alabama
TD Receptions	2	Kemari Averett vs. Alabama
Long Reception	47	Seth Dawkins vs. Alabama
Field Goals	2	Blanton Creque vs. W. Kentucky
Long Field Goal	43	Blanton Creque vs. Indiana State
Punts	8	Mason King vs. Alabama
Punting Avg	46.5	Mason King vs. Indiana State
Long Punt	64	Mason King vs. Indiana State
Punts inside 20	3	Mason King vs. Indiana State
Long Punt Return	55	Rodjay Burns vs. Indiana State
Long Kickoff Return	61	Hassan Hall vs. Alabama
Tackles	11	Robert Hicks vs. W. Kentucky
Sacks	1.0 (4x)	MR: G.G. Robinson vs. W. Kentucky
Tackles For Loss	1.5	Rodjay Burns vs. Indiana State
Interceptions	1	C.J. Avery vs. W. Kentucky

Louisville Team Highs

Rushes	38 (2x)	MR: vs. W. Kentucky
Yards Rushing	204	vs. W. Kentucky
Yards Per Rush	5.4	vs. W. Kentucky
TD Rushes	2 (2x)	MR: vs. W. Kentucky
Pass attempts	39	vs. Alabama
Pass completions	20	vs. Alabama
Yards Passing	252	vs. Alabama
Yards Per Pass	7.5	vs. Indiana State
TD Passes	2	vs. Alabama
Total Plays	65	vs. Alabama
Total Offense	363	vs. Indiana State
Yards Per Play	6.1	vs. Indiana State
Points	31	vs. Indiana State
Sacks By	3	vs. W. Kentucky
First Downs	19 (2x)	MR: vs. Indiana State
Penalties	11	vs. Alabama
Penalty Yards	93	vs. Alabama
Turnovers	2 (2x)	MR: vs. Indiana State
Interceptions By	1	vs. W. Kentucky
Punts	8	vs. Alabama
Punting Avg	46.5	vs. Indiana State
Long Punt	64	vs. Indiana State
Punts inside 20	3	vs. Indiana State
Long Punt Return	55	vs. Indiana State

Opponent Individual Game Highs

Rushes	20	Ja'Quan Keys, Indiana State
Yards Rushing	102	Ja'Quan Keys, Indiana State
TD Rushes	1 (5x)	Davis Shanley, W. Kentucky
Long Rush	32	Damien Harris, Alabama
Pass attempts	33	Davis Shanley, W. Kentucky
Pass completions	22	Davis Shanley, W. Kentucky
Yards Passing	240	Davis Shanley, W. Kentucky
TD Passes	2	Tua Tagovailoa, Alabama
Long Pass	49	Tua Tagovailoa, Alabama
Receptions	5 (2x)	MR: Garland LaFrance, W. Kentucky
Yards Receiving	99	DeVonta Smith, Alabama
TD Receptions	2	Jerry Jeudy, Alabama
Long Reception	49	Jaylen Waddle, Alabama
Field Goals	1 (2x)	MR: Ryan Nuss, W. Kentucky
Long Field Goal	39	Austin Jones, Alabama
Punts	8	Travis Reiner, Indiana State
Punting Avg	38.5	Travis Reiner, Indiana State
Long Punt	58	Travis Reiner, Indiana State
Punts inside 20	3	Travis Reiner, Indiana State
Long Punt Return	31	Jaylen Waddle, Alabama
Long Kickoff Return	77	Josh Jacobs, Alabama
Tackles	11	Jonas Griffith, Indiana State
Sacks	1.5	Matt Thompson, Indiana State
Tackles For Loss	3.5	Quinnen Williams, Alabama
Interceptions	1 (4x)	DeAngelo Malone, W. Kentucky

Opponent Team Highs

Rushes	50	vs. Indiana State
Yards Rushing	222	vs. Alabama
Yards Per Rush	5.3	vs. Alabama
TD Rushes	3	vs. Alabama
Pass attempts	38	vs. W. Kentucky
Pass completions	25	vs. W. Kentucky
Yards Passing	297	vs. Alabama
Yards Per Pass	11.4	vs. Alabama
TD Passes	2	vs. Alabama
Total Plays	81	vs. W. Kentucky
Total Offense	519	vs. Alabama
Yards Per Play	7.6	vs. Alabama
Points	51	vs. Alabama
Sacks By	3 (2x)	MR: vs. Indiana State
First Downs	26	vs. W. Kentucky
Penalties	10	vs. Alabama
Penalty Yards	111	vs. Alabama
Turnovers	1 (2x)	MR: vs. W. Kentucky
Interceptions By	2	vs. Alabama
Punts	11	vs. Indiana State
Punting Avg	38.2	vs. W. Kentucky
Long Punt	58	vs. Indiana State
Punts inside 20	4	vs. Indiana State
Long Punt Return	31	vs. Alabama

Alabama

#	Qtr	Clock	Spot	Plays	Yds	TOP	Result
1.	1	11:55	25	4	20	1:45	Punt
2.	1	7:04	17	3	(1)	1:00	Punt
3.	1	4:04	25	8	49	4:48	INT
4.	2	11:24	14	6	31	3:19	Punt
5.	2	6:18	20	4	20	1:33	Punt
6.	2	2:02	15	3	(6)	1:35	Punt
7.	2	0:03	25	1	(2)	0:03	Half
8.	3	15:00	25	6	10	3:50	Punt
9.	3	10:03	25	10	75	3:36	TD
10.	3	6:16	24	3	(4)	2:15	Punt
11.	3	0:45	6	6	26	1:11	Punt
12.	4	7:44	20	1	0	0:13	INT
13.	4	7:31	+37	5	32	1:53	Downs
14.	4	3:39	48	5	52	1:44	TD

Indiana State

#	Qtr	Clock	Spot	Plays	Yds	TOP	Result
1.	1	15:00	25	3	4	0:53	Punt
2.	1	12:04	+0	0	0	0:00	TD
3.	1	8:52	2	6	30	3:00	INT
4.	1	3:51	16	5	15	2:26	Punt
5.	2	13:32	10	5	17	2:33	Punt
6.	2	9:02	20	5	71	2:01	Fumble
7.	2	4:19	22	3	(1)	2:00	Punt
8.	3	13:24	28	3	2	1:48	Punt
9.	3	8:59	17	11	83	5:30	TD
10.	3	1:37	+23	4	23	1:40	TD
11.	4	11:17	42	5	32	1:34	FG
12.	4	8:42	44	4	56	1:42	TD
13.	4	5:15	19	7	36	3:43	Punt

Western Kentucky

#	Qtr	Clock	Spot	Plays	Yds	TOP	Result
1.	1	15:00	25	3	7	1:22	Punt
2.	1	10:34	+44	3	(3)	1:31	Punt
3.	1	7:26	+25	1	0	0:06	INT
4.	1	0:07	25	4	7	1:42	Downs
5.	2	12:40	19	8	27	3:52	Punt
6.	2	7:49	47	4	0	1:39	Punt
7.	2	2:59	13	12	81	2:46	FG
8.	3	12:32	33	8	61	3:25	FG
9.	3	2:35	+31	7	31	3:12	TD
10.	4	8:14	25	8	75	3:13	TD
11.	4	2:04	45	3	(2)	1:48	Punt
12.	4	0:00	34	0	0	0:00	Game

25-Yard Plus Plays

Yds	Player(s)	Type	Opp
61	Hall	Kick Return	ALA
55*	Burns	Punt Return	ISU
47	Dawkins from Pass	Pass	ALA
36	Burns	Punt Return	WKU
34*	Jay. Smith from Cunningham	Pass	ISU
31	Jay. Smith from Cunningham	Pass	WKU
30	Atwell from Pass	Pass	ALA
27	Burns	Punt Return	ISU
27	Trey Smith from Pass	Pass	ALA
26	Wilson	Rush	ISU
25	Avery	Int. Return	WKU
25	Crum from Pass	Pass	ISU

Long Plays By The Numbers

Long Plays By The Yards	No.	TD
100+	0	0
90-99	0	0
80-89	0	0
70-79	0	0
60-69	1	0
50-59	1	1
40-49	1	0
30-39	4	1
20-29	5	0

Long Plays By The Type

	No.	TD
Rushing	1	0
Passing	6	1
Punt returns	3	1
Kick returns	1	0
Interceptions	1	0
Fumble returns	0	0
Other	0	0
TOTAL	12	2

25-Yard Plus By Player

Player	No.	TD	R	P	KR	PR	IR	FR
Burns, Rod.	3	1	0	0	0	3	0	0
Smith, Jay.	2	1	0	2	0	0	0	0
Atwell, TuT.	1	0	0	1	0	0	0	0
Smith, Trey	1	0	0	1	0	0	0	0
Wilson, Col.	1	0	1	0	0	0	0	0
Avery, C.J.	1	0	0	0	0	0	1	0
Crum, Mic.	1	0	0	1	0	0	0	0
Dawkins, Set.	1	0	0	1	0	0	0	0
Hall, Has.	1	0	0	0	1	0	0	0
TOTAL	12	2	1	6	1	3	1	0

Longest Plays Of The Year**Rushing**

26 Colin Wilson vs. Indiana State (9/8/18)

Rushing Touchdown

1 (4x) MR: Dae Williams, twice vs. W. Kentucky (9/15/18)

Passing

47 Seth Dawkins from Jawon Pass vs. Alabama (9/1/18)

Passing Touchdown

34 Jaylen Smith from Malik Cunningham vs. Indiana State (9/8/18)

Punt Return

55 Rodjay Burns vs. Indiana State (9/8/18)

Kick Return

61 Hassan Hall vs. Alabama (9/1/18)

Interception Return

25 C.J. Avery vs. W. Kentucky (9/15/18)

Punt

64 Mason King vs. Indiana State (9/8/18)

Field Goal

43 Blanton Creque vs. Indiana State (9/8/18)

Rushing

25+ rushing attempts	27, Lamar Jackson at Wake Forest (10/28/17)
30+ rushing attempts	31, Lamar Jackson vs. Clemson (10/1/16)
40+ rushing attempts	40, Nathan Poole at Wichita State (11/4/78)
100+ yards rushing	129, Malik Cunningham vs. W. Kentucky (9/15/18)
150+ yards rushing	158, Lamar Jackson vs. Mississippi State (12/30/17)
200+ yards rushing	226, Lamar Jackson vs. Texas A&M (12/30/15)
Two 100-yard rushers	M. Williams (180), L. Jackson (111) vs. Syracuse (11/18/17)
Consec. 100-yard games	7, Lamar Jackson (BC, Florida St., Wake Forest, Virginia, Syracuse, Kentucky, Miss. St. '17)
Consec. 150-yard games	3, Lamar Jackson (Boston College, Florida State, Wake Forest '17)
Consec. 200-yard games	2, Bilal Powell (Memphis, Cincinnati, 2010)
50-yard+ run	75, Lamar Jackson vs. Mississippi State (12/30/17)
70-yard+ run	75, Lamar Jackson vs. Mississippi State (12/30/17)
80-yard+ run	80, Jeremy Smith vs. Duke (10/14/16)
90-yard+ run	91, Howard Stevens vs. S. Illinois (11/13/71)
30-yard+ run by a QB	75, Lamar Jackson vs. Mississippi State (12/30/17)
3 rushing TDs	3, Lamar Jackson at Wake Forest (10/28/17)
4 rushing TDs	4, Lamar Jackson vs. Florida State (9/17/16)
5+ rushing TDs	5, Eric Shelton vs. East Carolina (10/2/04)

Passing

30+ attempts	39, Jawon Pass vs. Alabama (9/1/18)
40+ attempts	44, Lamar Jackson at Wake Forest (10/28/17)
50+ attempts	53, Teddy Bridgewater vs. Connecticut (11/24/12)
20+ completions	20, Jawon Pass vs. Alabama (9/1/18)
25+ completions	27, Lamar Jackson at Wake Forest (10/28/17)
30+ completions	30, Lamar Jackson vs. Purdue (9/2/17)
3 TD passes	3, Lamar Jackson vs. Virginia (11/11/17)
4+ TD passes	4, Lamar Jackson at Boston College (11/5/16)
300+ yards passing	330, Lamar Jackson at Wake Forest (10/28/17)
400+ yards passing	417, Lamar Jackson at Marshall (9/24/16)
Consec. 250-yard+ gms	4, L. Jackson (2017: vs. Purdue; N. Carolina; Clemson; NC State)
Consec. 300-yard+ gms	3, L. Jackson vs. Purdue (9/2/17); N. Carolina (9/9/17), Clemson (9/16/17)
50-yard+ completion	72, Lamar Jackson to Jaylen Smith vs. Syracuse (11/18/17)
70-yard+ completion	72, Lamar Jackson to Jaylen Smith vs. Syracuse (11/18/17)
80-yard+ completion	92, Adam Froman to Scott Long vs. Southern Miss (10/10/09)
90-yard+ completion	92, Adam Froman to Scott Long vs. Southern Miss (10/10/09)

Receiving

10+ receptions	10, Dez Fitzpatrick at NC State (10/5/17)
2 TD receptions	2, Jaylen Smith vs. Virginia (11/11/17)
3+ TD receptions	3, James Quick vs. Florida State (10/17/15)
100+ receiving yards	107, Jaylen Smith vs. Mississippi State (12/30/17)
125+ receiving yards	127, Dez Fitzpatrick vs. Boston College (10/14/17)
150+ receiving yards	183, Jaylen Smith at N. Carolina (9/9/17)
175+ receiving yards	183, Jaylen Smith at N. Carolina (9/9/17)
200+ receiving yards	214, DeVante Parker vs. Florida State (10/30/14)
Consec. 100-yard games	2, Dez Fitzpatrick (NC State, Boston College, 2017)
3+ Consec. 100-yard games	DeVante Parker (NC State, FSU, BC, 2014)

Team

300+ yards rushing	346 at Kentucky (11/25/17)
400+ yards rushing	411 vs. Syracuse (11/18/17)
Less than 15 yards net rushing	-1 vs. Pittsburgh (11/21/15)

Negative net rushing	-1 vs. Pittsburgh (11/21/15)
400+ yards passing	417 at Marshall (9/24/16)
500+ yards total offense	562 at Kentucky (11/25/17)
600+ yards total offense	727 vs. Syracuse (11/18/17)
Consec. games, 500+ total yds	2 (Syracuse, Kentucky, 2017)
4 consec. games, 500+ total yds	6 (Texas A&M, Char., SU, FSU, MU, CU (2015-16))
<200 yards total offense	171 vs. West Virginia (11/20/10)
<100 yards total offense	13 vs. Arizona State (9/19/92)
30+ first downs	32 at Kentucky (11/25/17)
35+ first downs	38 vs. Murray State (9/30/17)
<10 first downs	9 vs. West Virginia (11/20/10)
40+ points	44 at Kentucky (11/25/17)
50+ points	56 vs. Syracuse (11/18/17)
60+ points	63 vs. Florida State (9/17/16)
70+ points	70 vs. Charlotte (9/1/16)
100+ yards in penalties	110 vs. Purdue (9/2/17)
5+ fumbles lost	5 vs. Western Kentucky (11/12/88)
Scored a Safety	vs. Syracuse (10/3/14)
Scored Two Safeties	vs. Syracuse (10/3/14)
Allowed a Safety	vs. LSU (12/31/16)
Forced 5 or more Turnovers	5 at Clemson (10/1/16)
Forced three or more fumbles	3 vs. Virginia (11/11/17)
Intercepted three or more passes	4 vs. Syracuse (11/18/17)
Committed four turnovers	4 vs. Mississippi State (12/30/17)
Committed five turnovers	5 vs. West Virginia (11/22/08)
Committed six turnovers	7 at USF (11/17/07)
Recovered an on-side kick	1 vs. Pittsburgh (11/12/11)
Shutout	72-0 vs. FIU (9/21/13)
Shutout on road	62-0 at Temple (9/9/06)
Shutout vs. Conference opponent	56-0 vs. Memphis (10/9/10)
Shutout by, first half	vs. Alabama (9/1/18)
Shutout by, second half	vs. Boston College (10/24/15)
Shutout by, game	0-31 at Florida State (9/23/00)
Overtime game	#23 Cincinnati, 31-24 (OT) (12/5/13)
Come-from-behind win	W. Kentucky, trailed 17-13 in 4th quarter (9/15/18)
True freshman started at QB	Lamar Jackson vs. Texas A&M (12/30/15)
6+ TDs responsible for	6, Lamar Jackson at North Carolina (9/9/17)
4+ TDs scored	4, Lamar Jackson vs. Florida State (9/17/16)
3 field goals	3, Blanton Creque at Kentucky (11/25/17)
4+ field goals	4, Blanton Creque vs. NC State (10/22/16)
7+ PATs	7, Blanton Creque vs. Murray State (9/30/17)
8+ PATs	8, Blanton Creque at Marshall (9/24/16)
9+ PATs	9, Evan O'Hara vs. Charlotte (9/1/16)
50-yd+ FG	50 yards, John Wallace vs. Samford (9/26/15)
15+ Tackles	15, Keith Kelsey vs. Houston (9/12/15)
3+ tackles for loss	3.0, Trevon Young vs. Mississippi State (12/30/17)
5+ tackles for loss	7, Elvis Dumervil at Kentucky (9/4/05)
3+ sacks	3.0, James Hearn vs. Virginia (11/11/17)
2 interceptions	2, Trumaine Washington at Florida State (10/21/17)
3+ interceptions	3, Gerod Holliman at Boston College (11/8/14)
TD on a INT return	37 yards, Trumaine Washington vs. Kent State (9/23/17)
TD on a fumble return (def)	46 yards, Sheldon Rankins vs. BC (10/24/15)
TD on a punt return	55 yards, Rodjay Burns vs. Indiana State (9/8/18)
2+ TD on punt return	3 vs. Cincinnati (11/27/04)
TD on kickoff return	100 yards, Traveon Samuel vs. Clemson (9/17/15)
TD on KO return to start game	100 yards, Adrian Bushell vs. UConn (11/19/11)
2-point conversion	1 vs. Wake Forest (10/28/17)
Blocked field goal	Jared Goldwire vs. W. Kentucky (9/15/18)
TD on blocked field goal	82 yards, Andrew Johnson at WVU (11/5/11)
Blocked punt	Devante Peete vs. Wake Forest (11/12/16)
TD on blocked punt	Charles Gaines vs. Connecticut (11/8/13)
Blocked extra point	vs. Clemson (9/16/17)
Defensive extra point	Ray Buchanan vs. Ohio State (9/14/91)

2+ blocked kicks, game	2 vs. Cincinnati (11/27/04)
Largest deficit overcome	23 points vs. Tulane (9/5/87)
Game-winning field goal	Blanton Creque vs. Florida State (10/21/17)

Opponents, Team

<10 yards net rushing	-14, Boston College (10/24/15)
<20 yards net rushing	19, Murray State (9/30/17)
<50 yards net rushing	17, North Carolina (9/9/17)
300+ yards rushing	364, Boston College (10/14/17)
350+ yards rushing	364, Boston College (10/14/17)
400+ yards rushing	407, New Mexico State (8/23/01)
500+ yards rushing	684, Murray State (10/8/32)
<100 yards passing	37, Indiana State (9/8/18)
300+ yards passing	461, Wake Forest (10/28/17)
350+ yards passing	461, Wake Forest (10/28/17)
400+ yards total offense	404, Mississippi State (12/30/17)
500+ yards total offense	519, Alabama (9/1/18)
550+ yards total offense	625, Wake Forest (10/28/17)
<200 yards total offense	150, Kent State (9/23/17)
<150 yards total offense	80, Murray State (9/30/17)
<100 yards total offense	80, Murray State (9/30/17)
30+ first downs	30, Memphis (11/4/04)
<10 first downs	5, Murray State (9/30/17)
<5 first downs	4, Boston College (10/24/15)
40+ points	51, Alabama (9/1/18)
50+ points	51, Alabama (9/1/18)
60+ points	63, Rutgers (12/4/08)
70+ points	105, Murray State (10/8/32)
100 yards in penalties	111, Alabama (9/1/18)
Scored a Safety	LSU (12/31/16)
Blocked punt	Boston College (10/24/15)
Blocked extra point	NC State (10/5/17)
Blocked field goal	Wake Forest (10/30/15)
TD on interception return	Shyheim Carter, Alabama (9/1/18)
TD on punt return	Adam Humphries, Clemson (10/11/14)
TD on kickoff return	Josh Jacobs, Alabama (9/1/18)
TD on fumble return	Matthe Thomas, Florida State (10/21/17)
TD on blocked punt	Elijah Robinson, Boston College (10/24/15)
TD on fumble recovery	Nyqwan Murray, Florida State (10/21/17)
2-point conversion	Virginia (10/29/16)

Opponents, Individual

30+ rushing attempts	39, AJ Dillon, Boston College (10/14/17)
100+ yards rushing	103, J'Quan Keys, Indiana State (9/8/18)
150+ yards rushing	211, Benny Snell, Kentucky (11/25/17)
200+ yards rushing	211, Benny Snell, Kentucky (11/25/17)
250+ yards rushing	272, AJ Dillon, Boston College (10/14/17)
Two 100-yard rushers	P. White (200) & N. Devine (154), WVU (11/22/08)
60-yard+ run	75, AJ Dillon, Boston College (10/14/17)
70-yard+ run	75, AJ Dillon, Boston College (10/14/17)
80-yard+ run	81 yards, Travis Etienne, Clemson (9/16/17)
3+ rushing TDs	3, Keytaon Thompson, Mississippi State (12/30/17)

Passing

40+ attempts	44, Greg Ward Jr., Houston (11/17/16)
50+ attempts	51, Eric Dungey, Syracuse (9/9/16)
20+ completions	22, Davis Shanley, W. Kentucky (9/15/18)
25+ completions	28, John Wolford, Wake Forest (10/28/17)
30+ completions	35, Maxwell Smith, Kentucky (9/2/12)
<10 compl. (at least 15 att.)	8, Stephen Johnson, Kentucky (11/25/17)
3 TD passes	5, John Wolford, Wake Forest (10/28/17)
4+ TD passes	5, John Wolford, Wake Forest (10/28/17)
250+ yards passing	461, John Wolford, Wake Forest (10/28/17)
300+ yards passing	461, John Wolford, Wake Forest (10/28/17)
350+ yards passing	461, John Wolford, Wake Forest (10/28/17)

Receiving

10+ receptions	10, Greg Dortch, Wake Forest (10/28/17)
100+ receiving yards	167, Greg Dortch, Wake Forest (10/28/17)
125+ receiving yards	167, Greg Dortch, Wake Forest (10/28/17)
150+ receiving yards	167, Greg Dortch, Wake Forest (10/28/17)
200+ receiving yards	201, T.Y. Hilton, FIU (9/9/11)
50-yard+ reception	52, Greg Dortch, Wake Forest (10/28/17)
60-yard+ reception	79, Jaylen Samuels, NC State (10/5/17)
70-yard+ reception	79, Jaylen Samuels, NC State (10/5/17)

No.	Name	GP/GS	ALA	ISU	WKU	VA	FSU	GT	BC	WF	CLE	SYR	NCST	UK
22	Abdullah, Y.	2/-	...	XXX	XXX									
1A	Atwell, TuT.	3/1	XXX	START	XXX									
1G	Averett, Kem.	2/1	XXX	...	START									
9A	Avery, C.J.	3/3	START	START	START									
73	Becton, Mek.	3/3	START	START	START									
66	Bentley, Col.	3/3	START	START	START									
13	Blue, P.J.	3/-	XXX	XXX	XXX									
89	Boone, Ado.	1/-	XXX									
41	Boykin, Mic.	3/1	START	XXX	XXX									
3C	Burkley, Mau.	2/-	XXX	...	XXX									
10	Burns, Rod.	3/2	XXX	START	START									
53	Caban, Amo.	3/1	START	XXX	XXX									
1C	Character, Mar.	2/-	...	XXX	XXX									
92	Clark, Mal.	1/-	XXX									
45	Cregue, Bla.	3/-	XXX	XXX	XXX									
83	Crum, Mic.	3/2	START	XXX	START									
3A	Cunningham, Mal	2/-	...	XXX	XXX									
85	Davis, Jor.	2/-	XXX	...	XXX									
5	Dawkins, Set.	3/1	START	XXX	XXX									
91	Dorsey, Der.	3/2	XXX	START	START									
58	Dumervi-Jean,D.	2/-	...	XXX	XXX									
58	Dumervil-Jean	1/-	XXX									
17	Etheridge, Dor.	2/2	START	START	...									
96	Famurewa, Hen.	2/1	XXX	START	...									
7A	Fitzpatrick, De	3/3	START	START	START									
77	Foy, Lin.	3/3	START	START	START									
90	Goldwire, Jar.	3/2	START	XXX	START									
7	Greenard, Jon.	1/1	START									
19	Hall, Has.	3/-	XXX	XXX	XXX									
52	Hall, Mit.	3/-	XXX	XXX	XXX									
8	Harris, Jat.	3/-	XXX	XXX	XXX									
1B	Hawkins, J.	1/-	...	XXX	...									
60	Haycraft, Tyl.	3/-	XXX	XXX	XXX									
1D	Head, Que.	3/-	XXX	XXX	XXX									
5A	Hicks, Rob.	3/1	XXX	XXX	START									
21	Iakopo, Lon.	3/-	XXX	XXX	XXX									
8A	Jackson, Jar.	3/-	XXX	XXX	XXX									
27	Johnson, Ant.	3/-	XXX	XXX	XXX									
2A	Jones, Cha.	3/1	XXX	START	XXX									
28	King, Mas.	3/-	XXX	XXX	XXX									
18	Marshall, Jus.	1/-	...	XXX	...									
1	Mbanasor, P.J.	3/2	START	XXX	START									
93	McCrae, Gar.	2/-	XXX	XXX	...									
72	McNeil, Luk.	3/3	START	START	START									
36	O'Hara, Eva.	2/-	XXX	XXX	...									
97	Okeke, Nic.	3/-	XXX	XXX	XXX									
4	Pass, Jaw.	3/3	START	START	START									
30	Pass, Kha.	3/3	START	START	START									
86	Peete, Dev.	3/2	XXX	START	START									
98	Peterson, Tab.	3/2	XXX	START	START									
23	Plummer, Tel.	2/-	...	XXX	XXX									
14	Riley, Mar.	2/-	...	XXX	XXX									
94	Robinson, G.G.	3/3	START	START	START									
63	Scheler, Nat.	2/2	...	START	START									
11	Smith, Dee	3/3	START	START	START									
9	Smith, Jay.	3/2	START	START	XXX									
34	Smith, Jer.	2/-	...	XXX	XXX									
4A	Smith, TreS.	3/-	XXX	XXX	XXX									
12	Smith, Trey	2/1	START	XXX	...									
3	Sturghill, Cor.	3/3	START	START	START									
79	Thomas, Ken.	2/1	START	XXX	...									
24	Thomas, Lam.	3/-	XXX	XXX	XXX									
6A	Travis, Jor.	1/-	...	XXX	...									
20	Troutman, T.	1/-	...	XXX	...									
82	Wakefield, Kei.	2/-	XXX	XXX	...									
49	Whitlow, Boo.	3/-	XXX	XXX	XXX									
25	Williams, Dae	3/-	XXX	XXX	XXX									
33	Wilson, Col.	3/2	XXX	START	START									
6	Yeast, Rus.	3/-	XXX	XXX	XXX									

Plays Per Drive

LOUISVILLE			
Opponent	Plys	Drives	Avg.
Alabama	65	14	4.6
Indiana State	60	13	4.6
Western Kentucky	59	12	4.9
Virginia			
Florida State			
Georgia Tech			
Boston College			
Wake Forest			
Clemson			
Syracuse			
NC State			
Kentucky			

OPPONENTS			
Opponent	Plys	Drives	Avg.
Alabama	68	14	4.9
Indiana State	62	14	4.4
Western Kentucky	81	12	6.8
Virginia			
Florida State			
Georgia Tech			
Boston College			
Wake Forest			
Clemson			
Syracuse			
NC State			
Kentucky			

OFFENSIVE TOUCHDOWN BREAKDOWN		
YARDS	No. of TD	No. TD Drives
1-10	3	3
11-20		
21-30		
31-40		
41-50		
51-60	1	1
61-70		
71-80	1	1
81-90		
91-99		

POSSESSION TIME		
Time	TD Drives	Ply on TD Drives
:01-0:30		1:
:31-1:00		2:
1:01-1:30		3:
1:31-2:00		4:
2:01-3:00		5:
3:01-4:00		6:
4:01-5:00		7:
5:01-6:00		8:
6:01-7:00		9:
7:01+		10:
OT		11:

Takeaways

Opponent	Takeaway	Qtr	Yd-Line	Result	Result of Drive
Alabama	Dorian Etheridge	1	L17	Fumble Recovery	Punt
W. Kentucky	C.J. Avery	1	L44	Interception	Punt

Turnovers

Opponent	Takeaway	Qtr	Yd-Line	Result	Result of Drive
Alabama	Deionte Thompson	2	A25	Interception	Touchdown
Alabama	Shyheim Carter	4	0	Interception	Touchdown
Indiana State	Jonas Griffith	1	L32	Interception	Touchdown
Indiana State	Denzel Bonner	2	I9	Fumble	Punt
W. Kentucky	DeAngelo Malone	1	W25	Interception	Touchdown

	LOUISVILLE	14
	0-1, 0-0	
	ALABAMA	51
	1-0, 0-0	

GAME 1 ■ SEPT. 1 ■ ORLANDO, FLA. ■ CAMPING WORLD STADIUM

Post-Game Notes

- The Cardinals are 7-2 in openers under head coach Bobby Petrino.
- Louisville finished the game with 268 yards of offense and 20 first downs.
- The Cardinals now have forced at least one turnover in 23 of the last 27 games.
- Jawon Pass made his first collegiate start at quarterback, completing 20-of-39 passes for 252 yards and 2 touchdowns. He finished the game with a 112.2 QB rating.
- Kemari Averett registered his first career multi-touchdown game. The sophomore totaled four catches for 30 yards and two scores.
- G.G. Robinson made four stops in the loss. He recorded his first career sack, bringing down Tua Tagovailoa for a six-yard loss in the first quarter.
- TreSean Smith had two tackles and forced his first career fumble.

Scoring Summary

	1	2	3	4	F
Louisville	0	0	7	7	14
Alabama	14	14	16	7	51

1st	UA	Jeudy 11-yd pass from Tagovailoa (Jones kick), 7-65, 3:05	0-7
	UA	Tagovailoa 9-yd run (Jones kick), 6-55, 2:00	0-14
2nd	UA	Harris 1-yd run (Jones kick), 6-75, 2:52	0-21
	UA	Jeudy 25-yd pass from Tagovailoa, 3-25, 0:18	0-28
3rd	UA	Jacobs 18-yd run (Jones kick failed), 4-63, 1:07	0-34
	UL	Averett 12-yd pass from Pass (Creque kick), 10-75, 3:36	7-34
	UA	Jacobs 77-yd kickoff return (Jones kick)	7-41
	UA	Jones 39-yd field goal, 6-37, 3:16	7-44
4th	UA	Carter 45-yd interception return (Jones kick)	7-51
	UL	Averett 8-yd pass from Pass (Creque kick), 5-52, 1:44	14-51

Team Statistics

	UL	ALA
First Downs	19	21
Rushes-Yards	26-16	42-222
Passing Yards	252	297
Pass Comp-Att-Int	20-39-2	17-26-0
Total Offense	268	519
Fumbles-Lost	0-0	1-1
Penalties-Yards	11-93	10-111
Punts-Yards (Avg./Net)	8-346 (43.2/33.2)	3-109 (36.3/36.3)
Kickoffs-Yards (Avg./Net)	3-180 (60.0/26.0)	9-532 (59.1/38.6)
Kickoff Returns (No.-Yds.-TD)	5-110-0	1-77-1
Punt Returns (No.-Yds.-TD)	0-0-0	4-80-0
Interceptions (No.-Yds.-TD)	0-0-0	2-70-1
Fumble Returns (No.-Yds.-TD)	0-0-0	0-0-0
Time of Possession	28:51	31:09
Third-Down Conversions	4-14	10-15
Fourth-Down Conversions	0-1	0-0
Red-Zone Scores-Chances	2-3	4-5
Sacks By (No.-Yds.)	1-6	3-12

Individual Statistics

	UL	ALA
Rushing:	T. Smith, 4-11-0	Harris, 7-55-0
Passing:	J. Pass, 20-39-2, 252yds 2 TD	Tagovailoa, 12-16-0, 227yds 2 TD
Receiving:	Averett, 4-30yds, 2 TD	D. Smith, 4-99yds, 0 TD
Tackles:	Mbanasor, 9 (6-3)	S. Smith, 6 (5-1)
Tackles for loss:	Robinson, 1-6yds	Q. Williams, 3.5-12yds
Sacks:	Robinson, 1-6yds	Moses & Buggs, 1-3yds
Interceptions:	None	Carter & D. Thompson, 1
Fumble Recoveries:	Etheridge, 1-0, 0 TD	None
Forced Fumbles:	TreSean Smith, 1	None

	LOUISVILLE	31
	1-1, 0-0	
	INDIANA STATE	7
	1-1, 0-0	

GAME 2 ■ SEPT. 8 ■ LOUISVILLE, KY. ■ CARDINAL STADIUM

Post-Game Notes

- The Cardinals are 7-2 in home openers under head coach Bobby Petrino.
- All-time, the Cardinals are 65-32-3 in their home openers.
- Louisville has won 20-straight games against FCS opponents, including a 4-0 record under Petrino.
- The game lasted 5 hours and 35 minutes for the longest contest in program history.
- It is the first time in five years that Louisville has shut out a team in the last three quarters of a game (USF, Oct. 26, 2013).
- Rodjay Burns' 55-yard punt return TD is Louisville's first punt return TD since Jaire Alexander had one versus Florida State on Sept. 17, 2016.
- Mekhi Becton is the first offensive lineman to score a touchdown for Louisville since Kurt Quarterman in 2006.

Scoring Summary

	1	2	3	4	F
Indiana State	7	0	0	0	7
Louisville	7	0	7	17	31

1st	UL	Burns 55-yd punt return (Creque kick)	7-0
	IS	McCoy 2-yd run (Nunez kick), 5-22, 2:01	7-7
3rd	UL	Cunningham 1-yd run (Creque kick), 11-83, 5:30	14-7
4th	UL	Becton 1-yd run (Creque kick), 4-23, 1:40	21-7
	UL	Creque 43-yd field goal, 5-32, 1:34	24-7
	UL	Jay. Smith 34-yd pass from Cunningham (Creque kick), 4-56, 1:42	31-7

Team Statistics

	UL	ISU
First Downs	19	12
Rushes-Yards	38-199	50-174
Passing Yards	164	37
Pass Comp-Att-Int	14-22-1	3-12
Total Offense	363	211
Fumbles-Lost	3-1	1-0
Penalties-Yards	7-75	6-45
Punts-Yards (Avg./Net)	6-279 (46.5/46.5)	11-404 (36.7/27.1)
Kickoffs-Yards (Avg./Net)	6-369 (61.5/42.7)	2-128 (64.0/44.5)
Kickoff Returns (No.-Yds.-TD)	1-14-0	4-63-0
Punt Returns (No.-Yds.-TD)	3-86-1	0-0-0
Interceptions (No.-Yds.-TD)	0-0-0	1-20-0
Fumble Returns (No.-Yds.-TD)	0-0-0	0-0-0
Time of Possession	28:50	29:38
Third-Down Conversions	5-12	4-17
Fourth-Down Conversions	0-0	1-1
Red-Zone Scores-Chances	2-2	1-1
Sacks By (No.-Yds.)	1-10	3-14

Individual Statistics

	UL	ISU
Rushing:	Cunningham, 12-54-1	Keys, 20-102-0
Passing:	Cunningham, 6-7-0, 75yds, 1 TD	Kilpatrick, 3-9-0, 37yds, 0 TD
Receiving:	Jay. Smith, 2-38yds, 1 TD	Jones, 1-20yds, 0 TD
Tackles:	Peterson, 8 (5-3)	Griffith, 11 (5-6)
Tackles for loss:	Burns, 1.5-4yds	Thompson, 1.5-10yds
Sacks:	J. Jackson, 1.0-10yds	Thompson, 1.5-10yds
Interceptions:	None	Griffith, 1-20yds
Fumble Recoveries:	None	Bonner, 1
Forced Fumbles:	None	Newman & Thompson, 1

**LOUISVILLE****20****2-1, 0-0****WESTERN KENTUCKY****17****0-3, 0-0****GAME 3 ■ SEPT. 15 ■ LOUISVILLE, KY. ■ CARDINAL STADIUM****Post-Game Notes**

- Louisville holds a 20-12 series advantage, winning the last 10 games.
- Louisville won its seventh game in school history when trailing by 14 or more points before getting its first score.
- Louisville (Jared Goldwire) blocked a Western Kentucky field goal in the third quarter, the Cardinals' first blocked field goal since Purdue on Sept. 2, 2017.
- Louisville won its first game without a touchdown pass since beating Boston College 17-14 on Oct. 24, 2015
- Robert Hicks earned his first career start and paced the Cardinals' defense with 11 tackles.
- Dae Williams had two rushing touchdowns, the first running back with a pair of scores on the ground since Reggie Bonnafon versus Kentucky on Nov. 25, 2017.
- Malik Cunningham had 129 yards on the ground and is the fourth quarterback in Louisville history to rush for 100 yards in a game, joining Benny Russell, Jim Wagoner, and Lamar Jackson.

Scoring Summary

	1	2	3	4	F
W. Kentucky	7	7	0	3	17
Louisville	0	3	3	14	20

1st WK	Fourtenbary 9-yd pass from Shanley (Nuss kick), 16-80, 7:13	0-7
2nd WK	Shanley 3-yd run (Nuss kick), 2-31, 0:45	0-14
UL	Creque 23-yd field goal, 12-81, 2:46	3-14
3rd UL	Creque 23-yd field goal, 8-61, 3:25	6-14
4th UL	D. Williams 1-yd run (Creque kick), 7-31, 3:12	13-14
WK	Nuss 35-yd field goal, 14-68, 6:09	13-17
UL	D. Williams 1-yd run (Creque kick), 8-75, 3:13	20-17

Team Statistics

	UL	WKU
First Downs	17	26
Rushes-Yards	38-204	43-168
Passing Yards	88	260
Pass Comp-Att-Int	10-21-1	25-38-1
Total Offense	292	428
Fumbles-Lost	1-0	0-0
Penalties-Yards	5-40	8-69
Punts-Yards (Avg./Net)	5-203 (40.6/36.0)	4-153 (38.2/29.2)
Kickoffs-Yards (Avg./Net)	5-322 (64.4/41.8)	4-260 (65.0/41.5)
Kickoff Returns (No.-Yds.-TD)	1-19-0	4-88-0
Punt Returns (No.-Yds.-TD)	1-36-0	3-23-0
Interceptions (No.-Yds.-TD)	1-25-0	1-0-0
Fumble Returns (No.-Yds.-TD)	0-0-0	0-0-0
Time of Possession	24:36	35:24
Third-Down Conversions	2-11	9-17
Fourth-Down Conversions	1-2	0-1
Red-Zone Scores-Chances	4-4	3-4
Sacks By (No.-Yds.)	3-20	1-6

Individual Statistics

	UL	WKU
Rushing:	Cunningham, 21-129-0	Ferby, 16-74-0
Passing:	Cunningham, 10-18-0, 88yds, 0 TD	Shanley, 22-33-0, 240yds, 1 TD
Receiving:	Jay. Smith, 3-38yds, 0 TD	Fourtenbary, 5-34yds, 1 TD
Tackles:	Hicks, 11 (5-6)	Holt, 10 (7-3)
Tackles for loss:	Robinson, 1-10yds	Holt, 1.5-8yds
Sacks:	Robinson, 1-10yds	Holt, 1.0-6yds
Interceptions:	Avery, 1-25yds	Malone, 1-0yds
Fumble Recoveries:	None	None
Forced Fumbles:	None	Holt, 1



#22 YASIR ABDULLAH ■ Fr. ■ LB

MIAMI, FLA.
CAROL CITY HS

CAREER STATS

Yr	G/S	S	A	Tot	TFL-Yd	Sk-Yd	FR	FF	Int	PB
2018	2/0	0	2	2	0-0	0-0	0	0	0-0	0
Tot.	2/0	0	2	2	0-0	0-0	0	0	0-0	0

HIGH SCHOOL NOTES

- Four-star prospect from Miami Carol City by ESPN
- FHSAA Class-6A state champion
- Accounted for over 20 sacks and 137 tackles in career



#1 TUTU ATWELL ■ Fr. ■ WR

MIAMI, FLA.
NORTHWESTERN HS

CAREER STATS

Yr	G/S	Rec	Yds	TD	Y/C	LG
2018	2/1	3	47	0	15.7	30
Tot.	3/1	3	47	0	15.7	30

2018 SEASON NOTES

- First collegiate reception was a 30-yard catch in the fourth quarter against Alabama

2018 GAME-BY-GAME

Opponent	Rec.	Yds.	TD	Lg
Alabama	1	30	0	30
Indiana St.	2	17	0	10
W. Kentucky	0	0	0	0



#11 KEMARI AVERETT ■ So. ■ TE

ATLANTA, GA.
GRADY HS

CAREER STATS

Yr	G/S	Rec	Yds	TD	Y/C	LG
2017	10/2	7	79	1	11.3	22
2018	2/1	4	30	2	7.5	12
Tot.	12/3	11	109	3	9.9	22

2018 SEASON NOTES

- Caught a career-best two touchdown passes against Alabama
- First tight end to catch two touchdowns since Cole Hikutini achieved the feat at Marshall on Sept. 24, 2016

2018 GAME-BY-GAME

Opponent	Rec.	Yds.	TD	Lg
Alabama	4	30	2	12
Indiana St.		DNP		
W. Kentucky	0	0	0	0

CAREER HIGHS

Receptions: 5 vs. Wake Forest, 10/28/17
 Receiving Yards: 53 vs. Wake Forest, 10/28/17
 Long Reception: 22 vs. Wake Forest, 10/28/17
 Touchdowns: 2 vs. Alabama, 9/1/18



#9 C.J. AVERY ■ So. ■ LB

GRENADA, MISS.
GRENADA HS

CAREER STATS

Yr	G/S	S	A	Tot	TFL-Yd	Sk-Yd	FR	FF	Int	PB
2017	13/1	11	14	25	0.5-1	0-0	1-4	0	0-0	0
2018	3/3	2	11	13	0.5-1	0.5-1	0-0	0	1-25	0
Tot.	16/4	13	25	38	1.0-2	0.5-1	1-4	0	1-25	0

2018 SEASON NOTES

- Logged first career interception in win over Western Kentucky
- Made five tackles against Alabama in second career start

2018 GAME-BY-GAME

Opponent	Tackles		Sacks	FF-FR-Yds	Int-Yds	PBU	QBH
	UT-AT-TT	TFL-Yds					
Alabama	0-5-5	0-0	0-0	0-0-0	0-0	0	0
Indiana St.	1-3-4	0-0	0-0	0-0-0	0-0	0	0
W. Kentucky	1-3-4	0.5-1	0.5-1	0-0-0	1-25	0	0

CAREER HIGHS

Tackles: 7 vs. Syracuse, 11/18/17
 Tackles for Loss: 0.5 (2x) MR: vs. W. Kentucky, 9/15/18
 Sacks: 0.5 vs. W. Kentucky, 9/15/18
 Interceptions: 1 vs. W. Kentucky, 9/15/18
 Pass Breakups: --
 Fumble Recovery: 1 vs. Kent State, 9/23/17



#41 MICHAEL BOYKIN ■ So. ■ DL

CARROLLTON, GA.
MISSISSIPPI GULF COAST CC

CAREER STATS

Yr	G/S	S	A	Tot	TFL-Yd	Sk-Yd	FR	FF	Int	PB
2018	3/1	0	1	1	0-0	0-0	0	0	0-0	0
Tot.	3/1	0	1	1	0-0	0-0	0	0	0-0	0

PRIOR TO UofL NOTES

- Four-star prospect by ESPN, who enrolled in January
- Made 15 solo tackles at Mississippi Gulf Coast CC
- Earned all-state and All-America honors at Carrollton High in Georgia

2018 GAME-BY-GAME

Opponent	Tackles		Sacks	FF-FR-Yds	Int-Yds	PBU	QBH
	UT-AT-TT	TFL-Yds	No-Yds				
Alabama	0-0-0	0-0	0-0	0-0-0	0-0	0	0
Indiana St.	0-0-0	0-0	0-0	0-0-0	0-0	0	0
W. Kentucky	0-1-1	0-0	0-0	0-0-0	0-0	0	0



#10 RODJAY BURNS ■ r-So. ■ CB

LOUISVILLE, KY.
OHIO STATE

CAREER STATS

Yr	G/S	S	A	Tot	TFL-Yd	Sk-Yd	FR	FF	Int	PB
2018	3/2	5	7	12	1.5-4	0-0	0	0	0-0	0
Tot.	3/2	5	7	12	1.5-4	0-0	0	0	0-0	0

2018 SEASON NOTES

- Against Indiana State, returned a 55-yard punt for a touchdown; became the first to accomplish the feat since Jaire Alexander in 2016 against Florida State
- Recorded first tackle for loss at UofL against the Sycamores
- Made five tackles against both Alabama and Indiana State

2018 GAME-BY-GAME

Opponent	Tackles		Sacks	FF-FR-Yds	Int-Yds	PBU	QBH
	UT-AT-TT	TFL-Yds	No-Yds				
Alabama	2-3-5	0-0	0-0	0-0-0	0-0	0	0
Indiana St.	1-4-5	1.5-4	0-0	0-0-0	0-0	0	0
W. Kentucky	2-0-2	0-0	0-0	0-0-0	0-0	0	0



#45 BLANTON CREQUE ■ Jr. ■ K

SHELBYVILLE, KY.
COLLINS HS

CAREER STATS

Yr	G/S	FGM-A	FG%	Lg	11-29	30-39	40-49	50+	PAT	PAT%	Pts
2015		redshirt									
2016	13/0	16-19	.842	47	10-10	5-6	1-3	0-0	39-40	.975	87
2017	13/0	17-20	.850	48	4-4	10-12	3-4	0-0	58-59	.983	109
2018	3/0	3-3	1.000	43	2-2	0-0	1-1	0-0	8-8	1.000	17
Tot.	29/0	37-43	.860	48	16-16	15-17	5-8	0-0	105-107	.981	213

2018 SEASON NOTES


- Is the fifth kicker in UofL history with at least 200 career points
- With first extra point in win over Indiana State, became the sixth UofL kicker to make 100 extra points in career
- Is 37 of 43 in his career for an 86.0 percent clip that ranks first in school history
- Tied with Ron Bell for fourth on the school's career list with 37 field goals
- Stands fifth on school's all-time points list by a kicker (currently has 213)

CAREER HIGHS

FG Made:	4 vs. NC State, 10/22/16
FG Attempted:	4 vs. NC State, 10/22/16
Long FG:	48 vs. NC State, 10/5/17
PAT Made:	8 (2x) MR vs. Syracuse, 11/18/17
PAT Attempted:	8 (2x) MR vs. Syracuse, 11/18/17
Points scored:	18 vs. NC State, 10/22/16

2018 GAME-BY-GAME

Opponent	XP-ATT	FG-ATT	Lg	Blk	Pts
Alabama	2-2	0-0	0	0	2
Indiana St.	4-4	1-1	43	0	7
W. Kentucky	2-2	2-2	23	0	8



#83 MICKY CRUM ■ r-Sr. ■ TE

COLUMBUS, OHIO
HAMILTON TOWNSHIP

CAREER STATS

Yr	G/S	Rec	Yds	TD	Y/C	LG
2015	12/6	14	163	3	11.6	29
2016	8/1	1	7	0	7.0	7
2017	8/2	8	99	0	12.4	21
2018	3/2	5	71	0	14.2	25
Tot.	31/11	28	340	3	12.1	29

2018 SEASON NOTES

- Earned start against Alabama and caught three passes for 24 yards
- Missed final four games of the 2017 season

CAREER HIGHS

Receptions: 6 vs. Houston, 9/12/15
 Receiving Yards: 103 vs. Houston, 9/12/15
 Long Reception: 29 vs. Houston, 9/12/15
 Touchdowns: 1 (3x) MR vs. Texas A&M, 12/30/15

2018 GAME-BY-GAME

Opponent	Rec.	Yds.	TD	Lg
Alabama	3	24	0	13
Indiana St.	2	47	0	25
W. Kentucky	0	0	0	0



#3 MALIK CUNNINGHAM ■ r-Fr. ■ QB

MONTGOMERY, ALA.
PARK CROSSING HS

CAREER STATS

PASSING

Yr	G/S	C	A	Int	Yds	TD	Pct	Lg	Effic
2018	2/0	16	25	0	163	1	64.0	34	132.0
Tot.	2/0	16	25	0	163	1	64.0	34	132.0

RUSHING

Yr	G/S	Att	Yds	TD	Y/C	LG
2018	2/0	33	183	1	5.5	19
Tot.	2/0	33	183	1	5.5	19

2018 SEASON NOTES

- Rushed for 129 yards against Western Kentucky, becoming the fourth QB in school history to achieve the feat (Benny Russell, Jim Wagoner, Lamar Jackson)
- In first collegiate appearance, directed UofL's offense to four scores - including all three offensive touchdowns - in win over Indiana State

CAREER HIGHS

Completions: 10 vs. Western Kentucky, 9/15/18
 Passing Attempts: 18 vs. Western Kentucky, 9/15/18
 Passing Yards: 88 vs. Western Kentucky, 9/15/18
 Passing TDs: 1 vs. Indiana State, 9/8/18
 Interceptions: None
 Long Pass: 34 vs. Indiana State, 9/8/18
 Rushes: 21 vs. Western Kentucky, 9/15/18
 Rushing Yards: 129 vs. Western Kentucky, 9/15/18
 Rushing TDs: 1 vs. Indiana State, 9/8/18
 Long Rush: 19 vs. Indiana State, 9/8/18

2018 GAME-BY-GAME

Opponent	-----Passing-----					-----Rushing-----				
	Comp	Att	Int	Yds	TD	Lg	No.	Yds	TD	LG
Alabama				DNP						
Indiana St.	6	7	0	75	1	34	12	54	1	19
W. Kentucky	10	18	0	88	0	31	21	129	0	17



#5

SETH DAWKINS ■ Jr. ■ WR

COLUMBUS, OHIO
FRANKLIN HEIGHTS HS

CAREER STATS

RECEIVING

Yr	G/S	Rec	Yds	TD	Y/C	LG
2016	12/2	11	191	1	17.4	53
2017	12/10	42	642	4	15.3	65
2018	3/1	6	96	0	16.0	47
Tot.	27/13	59	929	5	15.7	65

RUSHING

Yr	G/S	Att	Yds	TD	Y/C	LG
2016	12/2	1	4	0	4.0	4
2017	12/0	0	0	0	0.0	0
2018	3/0	0	0	0	0.0	0
Tot.	27/2	1	4	0	4.0	4

KICK RETURN

Yr	G/S	Ret	Yds	TD	Avg/Ret	LG
2016	12/0	14	306	0	21.9	30
2017	12/0	12	255	0	21.2	43
2018	3/0	0	0	0	0.0	0
Tot.	27/0	26	561	0	21.6	43

2018 SEASON NOTES

- Registered three catches for 68 yards in the start against Alabama
- Boasts an 18-game streak with at least one reception

2018 GAME-BY-GAME

Opponent	-----Receiving-----				-----Kick Returns-----			
	Rec.	Yds.	TD	Lg	No.	Yds	TD	LG
Alabama	3	68	0	47	0	0	0	0
Indiana St.	2	12	0	8	0	0	0	0
W. Kentucky	1	16	0	16	0	0	0	0

CAREER HIGHS

Receptions: 5 (3x) MR vs. Virginia, 11/11/17
 Receiving Yards: 133 vs. NC State, 10/5/17
 Receiving TDs: 1 (4x) MR vs. Florida State, 10/21/17
 Long Reception: 65 vs. NC State, 10/5/17
 Rushes: 1 vs. Marshall, 9/24/16
 Rushing Yards: 4 vs. Marshall, 9/24/16
 Rushing TDs: --
 Long Rush: 4 vs. Marshall, 9/24/16
 Kickoff Returns: 5 vs. Clemson, 9/16/17
 Kickoff Return Yds: 105 vs. Clemson, 9/16/17
 Long Kickoff Return: 43 vs. Purdue, 9/2/17



#17

DORIAN ETHERIDGE ■ So. ■ LB

CHARLESTON, W.VA.
CAPITAL HS

CAREER STATS

Yr	G/S	S	A	Tot	TFL-Yd	Sk-Yd	FR	FF	Int	PB
2017	13/13	40	43	86	3.0-4	0-0	1-0	0	0-0	2
2018	2/2	2	6	8	0.5-2	0-0	1-0	0	0-0	1
Tot.	15/15	42	49	94	3.5-6	0-0	2-0	0	0-0	3

2018 SEASON NOTES

- Had four tackles against Indiana State before exiting the game with an injury
- Recovered second career fumble in the contest against Alabama
- Finished last season with a team-leading 83 tackles; first freshman to pace the team in tackles since redshirt freshman Hakeem Smith in 2010

2018 GAME-BY-GAME

Opponent	Tackles		Sacks	FF-FR-Yds	Int-Yds	PBU	QBH
	UT-AT-TT	TFL-Yds					
Alabama	0-4-4	0-0	0-0	0-1-0	0-0	1	0
Indiana St.	2-2-4	0.5-2	0-0	0-0-0	0-0	0	0
W. Kentucky		DNP					

SEASON HIGHS

Tackles: 14 vs. Boston College, 10/14/17
 Tackles for Loss: 2.0 vs. Kent State, 10/28/17
 Sacks: --
 Interceptions: --
 Fumble Recovery: 1 (2x) MR vs. Alabama, 9/1/18
 Pass Breakups: 1 (3x) MR vs. Alabama, 9/1/18



#7

DEZ FITZPATRICK ■ r-So. ■ WR

FARMINGTON HILLS, MICH.
WATERFORD MOTT HS

CAREER STATS

Yr	G/S	Rec	Yds	TD	Y/C	LG
2016	redshirt					
2017	13/7	45	699	9	15.5	48
2018	3/3	5	61	0	12.2	19
Tot.	16/10	50	760	9	15.2	48

2018 SEASON NOTES

- Opened the year with three catches for 40 yards against Alabama
- Earned the start in each game this season

CAREER HIGHS

Receptions: 10 vs. NC State, 10/5/17
 Receiving Yards: 134 vs. NC State, 10/5/17
 Long Reception: 48 vs. Boston College, 10/14/17
 Touchdowns: 2 (2x) MR vs. Murray State, 9/30/17

2018 GAME-BY-GAME

Opponent	Rec.	Yds.	TD	Lg
Alabama	3	40	0	19
Indiana St.	0	0	0	0
W. Kentucky	2	21	0	17



#90 JARED GOLDWIRE ■ So. ■ DL

TACOMA, WASH.
FORT SCOTT CC

CAREER STATS

Yr	G/S	S	A	Tot	TFL-Yd	Sk-Yd	FR	FF	Int	PB
2018	3/2	3	6	9	0-0	0-0	0	0	0-0	0
Tot.	3/2	3	6	9	0-0	0-0	0	0	0-0	0

2018 SEASON NOTES

- Blocked a field goal against Western Kentucky, the first player to achieve the feat since Drew Bailey against Purdue on Sept. 2, 2017
- Recorded a season-best five tackles against the Hilltoppers

SEASON HIGHS

Tackles:	5 vs. W. Kentucky, 9/15/18
Tackles for Loss:	--
Sacks:	--
Interceptions:	--
Pass Breakups:	--
Blocked Kicks:	1 vs. W. Kentucky, 9/15/18

2018 GAME-BY-GAME

Opponent	Tackles		Sacks No-Yds	FF-FR-Yds	Int-Yds	PBU	QBH
	UT-AT-TT	TFL-Yds					
Alabama	0-2-2	0-0	0-0	0-0-0	0-0	0	1
Indiana St.	1-1-2	0-0	0-0	0-0-0	0-0	0	2
W. Kentucky	2-3-5	0-0	0-0	0-0-0	0-0	0	0



#7 JONATHAN GREENARD ■ r-Jr. ■ LB

HIRAM, GA.
HIRAM HS

CAREER STATS

Yr	G/S	S	A	Tot	TFL-Yd	Sk-Yd	FR	FF	Int	PB
2015	redshirt									
2016	12/1	8	14	22	7.0-29	2.5-21	0-0	0	1-42	2
2017	13/5	29	19	48	15.5-104	7.0-74	0-0	1	0-0	1
2018	1/1	0	0	0	0-0	0-0	0-0	0	0-0	0
Tot.	26/7	37	33	70	22.5-133	9.5-95	0-0	1	1-42	3

2018 SEASON NOTES

- Earned the start against Alabama but exited the game after a first-quarter injury

CAREER HIGHS

Tackles:	9 vs. Boston College, 10/14/17
Tackles for Loss:	3.0 vs. North Carolina, 9/9/17
Sacks:	2.0 vs. Kent State, 9/23/17
Interceptions:	1 vs. NC State, 10/22/16
Passes Breakups:	1 (3x) MR vs. Clemson, 9/16/17

2018 GAME-BY-GAME

Opponent	Tackles		Sacks No-Yds	FF-FR-Yds	Int-Yds	PBU	QBH
	UT-AT-TT	TFL-Yds					
Alabama	0-0-0	0-0	0-0	0-0-0	0-0	0	0
Indiana St.		DNP					
W. Kentucky		DNP					



#19 HASSAN HALL ■ Fr. ■ RB

ATLANTA, GA.
MAYNARD JACKSON HS

CAREER STATS

RECEIVING

Yr	G/S	Rec	Yds	TD	Y/C	LG
2018	3/0	0	0	0	-	-
Tot.	3/0	0	0	0	-	-

RUSHING

Yr	G/S	Att	Yds	TD	Y/C	LG
2018	3/0	7	33	0	4.7	10
Tot.	3/0	7	33	0	4.7	10

KICK RETURN

Yr	G/S	Ret	Yds	TD	Avg/Ret	LG
2018	3/0	2	80	0	40.0	61
Tot.	3/0	2	80	0	40.0	61

HIGH SCHOOL NOTES

- Three-star athlete according to ESPN
- Finished senior season with 93 carries for 728 yards rushing and five TDs
- Totaled 98 tackles, three interceptions, and 10 fumble recoveries as a senior

2018 GAME-BY-GAME

Opponent	No.	-----Rushing-----			Lg	-----Kick Returns-----			
		Yds.	TD			No.	Yds	TD	LG
Alabama	2	4	0	3		1	61	0	61
Indiana St.	4	19	0	9		0	0	0	0
W. Kentucky	1	10	0	10		1	19	0	19



#10 JAVIAN HAWKINS ■ Fr. ■ RB

TITUSVILLE, FLA.
COCOA HS

CAREER STATS

RECEIVING

Yr	G/S	Rec	Yds	TD	Y/C	LG
2018	1/0	1	4	0	4.0	4
Tot.	1/0	1	4	0	4.0	4

RUSHING

Yr	G/S	Att	Yds	TD	Y/C	LG
2018	1/0	1	7	0	7.0	7
Tot.	1/0	1	7	0	7.0	7

HIGH SCHOOL NOTES

- No. 21 all-purpose back in the nation, according to 247Sports
- Capped career with over 4,000 yards rushing and more than 40 TDs
- Caught 22 passes for 509 yards and seven touchdowns as a senior

2018 GAME-BY-GAME

Opponent	No.	-----Rushing-----			-----Kick Returns-----			
		Yds.	TD	Lg	No.	Yds	TD	LG
Alabama		DNP						
Indiana St.	1	7	0	7	1	4	0	4
W. Kentucky		DNP						



#5 ROBERT HICKS ■ Fr. ■ LB

MIAMI, FLA.
MIAMI CENTRAL HS

CAREER STATS

Yr	G/S	S	A	Tot	TFL-Yd	Sk-Yd	FR	FF	Int	PB
2018	3/1	5	6	11	0.5-0	0.5-0	0	0	0-0	0
Tot.	3/1	5	6	11	0.5-0	0.5-0	0	0	0-0	0

2018 SEASON NOTES

- Paced the defense with 11 tackles, the first true freshman to lead the unit since Dorian Etheridge against Syracuse in 2017
- Earned first collegiate start in place of Dorian Etheridge against Western Kentucky

2018 GAME-BY-GAME

Opponent	Tackles		Sacks	FF-FR-Yds	Int-Yds	PBU	QBH
	UT-AT-TT	TFL-Yds					
Alabama	0-0-0	0-0	0-0	0-0-0	0-0	0	0
Indiana St.	0-0-0	0-0	0-0	0-0-0	0-0	0	0
W. Kentucky	5-6-11	0.5-0	0.5-0	0-0-0	0-0	0	0



#8 JARRETT JACKSON ■ Fr. ■ DE

WEST PALM BEACH, FLA.
PALM BEACH GARDENS HS

CAREER STATS

Yr	G/S	S	A	Tot	TFL-Yd	Sk-Yd	FR	FF	Int	PB
2018	3/0	5	7	12	2.0-19	2.0-19	0	1	0-0	0
Tot.	3/0	5	7	12	2.0-19	2.0-19	0	1	0-0	0

2018 SEASON NOTES

- Collected first career sack, producing the 10-yard loss against Indiana State; also had first career forced fumble

2018 GAME-BY-GAME

Opponent	Tackles		Sacks	FF-FR-Yds	Int-Yds	PBU	QBH
	UT-AT-TT	TFL-Yds					
Alabama	1-4-5	0-0	0-0	0-0-0	0-0	0	0
Indiana St.	1-3-4	1.0-10	1.0-10	1-0-0	0-0	0	0
W. Kentucky	3-0-3	1.0-9	1.0-9	0-0-0	0-0	0	0

CAREER HIGHS

Tackles: 5 vs. Alabama, 9/1/18
 Tackles for Loss: 1.0 (2x) MR vs. Western Kentucky, 9/15/18
 Sacks: 1.0 (2x) MR vs. Western Kentucky, 9/15/18
 Interceptions: --
 Forced Fumble: 1 vs. Indiana State, 9/8/18
 Fumble Recovery: --



#2 CHANDLER JONES ■ Fr. ■ CB

MIAMI, FLA.
MIAMI CENTRAL HS

CAREER STATS

Yr	G/S	S	A	Tot	TFL-Yd	Sk-Yd	FR	FF	Int	PB
2018	3/1	4	2	6	0-0	0-0	0	0	0-0	0
Tot.	3/1	4	2	6	0-0	0-0	0	0	0-0	0

2018 SEASON NOTES

- Made a season-high four stops against Western Kentucky
- Earned first collegiate start, with the nod against Indiana State

2018 GAME-BY-GAME

Opponent	Tackles		Sacks	FF-FR-Yds	Int-Yds	PBU	QBH
	UT-AT-TT	TFL-Yds					
Alabama	1-0-1	0-0	0-0	0-0-0	0-0	0	0
Indiana St.	1-0-1	0-0	0-0	0-0-0	0-0	0	0
W. Kentucky	2-2-4	0-0	0-0	0-0-0	0-0	0	0

#28 **MASON KING** ■ r-Jr. ■ PLOUISVILLE, KY.
ST. XAVIER HS**CAREER STATS**

Yr	G/S	Punts	Yds	Avg	In-20	50+	TB	Lg
2015		redshirt						
2016	13/0	55	2413	43.9	16	14	1	60
2017	13/0	43	1887	43.9	10	10	2	58
2018	3/0	19	828	43.6	5	3	0	64
Tot.	29/0	117	5128	43.8	31	27	3	64

2018 SEASON NOTES

- Owns a career 43.8-yard average, which ranks first in school history
- Needs 470 punting yards to move to 10th on the school's career list
- Booted a career-long 64-yard punt against Indiana State and landed three inside the 20
- Matched a career high with eight punts against Alabama, averaging 43.2 yards per boot

CAREER HIGHS

Punts: 8 (3x) MR vs. Alabama, 9/1/18
 Punting Yards: 404 vs. LSU, 12/31/16
 Punting Average: 51.7 vs. Syracuse, 11/18/17
 Long Punt: 64 vs. Indiana State, 9/8/18

2018 GAME-BY-GAME

Opponent	Punts	Yds	Avg	Lg	Blkd	TB	I20
Alabama	8	346	43.2	58	0	0	0
Indiana St.	6	279	46.5	64	0	0	3
W. Kentucky	5	203	40.6	43	0	0	2

#1 **P.J. MBANASOR** ■ r-Jr. ■ CBPFLUGERVILLE, TEXAS
OKLAHOMA**CAREER STATS**


Yr	G/S	S	A	Tot	TFL-Yd	Sk-Yd	FR	FF	Int	PB
2015	10/2	5	2	7	0-0	0-0	0	0	0	1
2016		redshirt								
2017		redshirt								
2018	3/2	8	4	12	0-0	0-0	0	0	0	0
Tot.	13/4	13	6	19	0-0	0-0	0	0	0	1

2018 SEASON NOTES

- Paced the defense with nine tackles against Alabama

2018 GAME-BY-GAME

Opponent	Tackles		Sacks		FF-FR-Yds	Int-Yds	PBU	QBH
	UT-AT-TT	TFL-Yds	No-Yds	FF-FR-Yds				
Alabama	6-3-9	0-0	0-0	0-0-0	0-0	0	0	0
Indiana St.	0-1-1	0-0	0-0	0-0-0	0-0	0	0	0
W. Kentucky	2-0-2	0-0	0-0	0-0-0	0-0	0	0	0

#4 **JAWON PASS** ■ r-So. ■ QBCOLUMBUS, GA.
CARVER HS**CAREER STATS****PASSING**

Yr	G/S	C	A	Int	Yds	TD	Pct	Lg	Effic
2016		redshirt							
2017	6/0	23	33	0	238	2	69.7	31	150.3
2018	3/3	28	56	4	341	2	50.0	47	98.7
Tot.	9/3	51	89	4	579	4	57.3	47	117.8

RUSHING

Yr	G/S	Att	Yds	TD	Y/C	LG
2016		redshirt				
2017	6/0	13	62	1	4.8	34
2018	3/0	15	7	0	0.5	11
Tot.	9/0	28	69	1	2.5	34

2018 SEASON NOTES

- Made first collegiate start against Alabama, throwing for 252 yards and two touchdowns
- Compiled the most passing yards against Alabama since the Crimson Tide's 2016 loss to Clemson in the national championship

2018 GAME-BY-GAME

Opponent	-----Passing-----				-----Rushing-----			
	Comp-Att-Int	Yds	TD	Lg	No.	Yds	TD	LG
Alabama	20-39-2	252	2	47	8	0	0	11
Indiana St.	8-14-1	89	0	25	5	9	0	9
W. Kentucky	0-3-1	0	0	0	2	-2	0	4

CAREER HIGHS

Completions: 20 vs. Alabama, 9/1/18
 Passing Attempts: 39 vs. Alabama, 9/1/18
 Passing Yards: 252 vs. Alabama, 9/1/18
 Passing TDs: 2 vs. Alabama, 9/1/18
 Interceptions: 2 vs. Alabama, 9/1/18
 Long Pass: 47 vs. Alabama, 9/1/18
 Rushes: 9 vs. Murray State, 9/30/17
 Rushing Yards: 36 vs. Murray State, 9/30/17
 Rushing TDs: 1 vs. Murray State, 9/30/17
 Long Rush: 34 vs. Murray State, 9/30/17

#30 **KHANE PASS** ■ r-Jr. ■ SCOLUMBUS, GA.
CARVER HS**CAREER STATS**

Yr	G/S	S	A	Tot	TFL-Yd	Sk-Yd	FR	FF	Int	PB
2015	redshirt									
2016	10/1	11	8	19	1.5-2	0-0	0-0	0	0-0	1
2017	13/5	22	16	38	3.0-16	0-0	0-0	1	1-40	1
2018	3/3	7	8	15	0-0	0-0	0-0	0	0-0	1
Tot.	26/9	40	32	72	4.5-18	0-0	0-0	1	1-40	3

2018 SEASON NOTES

- Tallied a career-best seven tackles against Western Kentucky
- Had four stops and one pass breakup against Alabama

2018 GAME-BY-GAME

Opponent	Tackles		Sacks		FF-FR-Yds	Int-Yds	PBU	QBH
	UT-AT-TT	TFL-Yds	No-Yds	FF-FR-Yds				
Alabama	3-1-4	0-0	0-0	0-0-0	0-0	1	0	0
Indiana St.	1-3-4	0-0	0-0	0-0-0	0-0	0	0	0
W. Kentucky	3-4-7	0-0	0-0	0-0-0	0-0	0	0	0

CAREER HIGHS

Tackles: 7 vs. Western Kentucky, 9/15/18
 Tackles for Loss: 1.0 (3x) MR vs. Kent State, 9/23/17
 Sacks: --
 Interceptions: 1 vs. Syracuse, 11/18/17
 Fumble Recovery: 1 vs. Kent State, 9/23/17
 Pass Breakups: 1 (3x) MR vs. Alabama, 9/1/18

#86 **DEVANTE PEETE** ■ r-Jr. ■ WRPOMPANO BEACH, FLA.
ST. THOMAS AQUINAS HS**CAREER STATS**

Yr	G/S	Rec	Yds	TD	Y/C	LG
2015	13/0	12	166	1	13.8	37
2016	13/0	4	70	0	17.5	35
2017	redshirt					
2018	3/2	6	64	0	10.7	15
Tot.	29/2	22	300	1	13.6	37

2018 SEASON NOTES

- Matched a career high with three receptions in the win against Indiana State
- Tore ACL in second week of fall camp in 2017 and was forced to miss season

2018 GAME-BY-GAME

Opponent	Rec.	Yds.	TD	Lg
Alabama	1	15	0	15
Indiana St.	3	32	0	15
W. Kentucky	2	17	0	9

CAREER HIGHS

Receptions: 3 (2x) MR vs. Indiana State, 9/8/18
 Receiving Yards: 60 vs. Auburn, 9/5/15
 Long Reception: 37 vs. Clemson, 9/17/15
 Touchdowns: 1 vs. NC State, 10/3/15

#98 **TABARIUS PETERSON** ■ r-So. ■ LBTUCKER, GA.
TUCKER HS**CAREER STATS**

Yr	G/S	S	A	Tot	TFL-Yd	Sk-Yd	FR	FF	Int	PB
2016	redshirt									
2017	13/0	9	9	18	0-0	0-0	0-0	1	0-0	1
2018	3/2	12	8	20	2.0-5	0-0	0-0	0	0-0	1
Tot.	16/2	21	17	38	2.0-5	0-0	0-0	1	0-0	2

2018 SEASON NOTES

- Logged a career-best nine tackles against Western Kentucky
- Made three tackles in the contest against Alabama

2018 GAME-BY-GAME

Opponent	Tackles		Sacks		FF-FR-Yds	Int-Yds	PBU	QBH
	UT-AT-TT	TFL-Yds	No-Yds	FF-FR-Yds				
Alabama	1-2-3	0-0	0-0	0-0-0	0-0	0	0	0
Indiana St.	5-3-8	1.0-1	0-0	0-0-0	0-0	1	0	0
W. Kentucky	6-3-9	1.0-4	0-0	0-0-0	0-0	0	0	0

CAREER HIGHS

Tackles: 9 vs. Western Kentucky, 9/15/18
 Tackles for Loss: 1.0 (2x) MR: vs. Western Kentucky, 9/15/18
 Sacks: --
 Interceptions: --
 Pass Breakups: 1 (2x) MR vs. Indiana State, 9/8/18
 Forced Fumbles: 1 vs. Purdue, 9/2/17

#14 **MARCUS RILEY** ■ Fr. ■ WRTALLAHASSEE, FLA.
RICKARDS HS**CAREER STATS**

Yr	G/S	Rec	Yds	TD	Y/C	LG
2018	2/0	1	6	0	6.0	6
Tot.	2/0	1	6	0	6.0	6

HIGH SCHOOL NOTES

- Four-star prospect according to ESPN
- Rated as the No. 20 athlete in Florida by ESPN
- Threw for more than 3,500 yards in career at same high school as current assistant coach Kolby Smith

2018 GAME-BY-GAME

Opponent	Rec.	Yds.	TD	Lg
Alabama		DNP		
Indiana St.	1	6	0	6
W. Kentucky	0	0	0	0

#94 **G.G. ROBINSON** ■ r-Jr. ■ DLLILBURN, GA.
PARKVIEW HS**CAREER STATS**

Yr	G/S	S	A	Tot	TFL-Yd	Sk-Yd	FR	FF	Int	PB
2015		redshirt								
2016	9/0	2	0	2	0-0	0-0	0-0	0	0-0	0
2017	13/6	8	20	28	3.0-6	0-0	0-0	0	0-0	1
2018	3/3	8	3	11	2.0-16	2.0-16	0-0	0	0-0	0
Tot.	25/9	18	23	41	5.0-22	2.0-16	0-0	0	0-0	1

2018 SEASON NOTES

- Registered first career sack in the first quarter against Alabama

2018 GAME-BY-GAME

Opponent	Tackles		Sacks		FF-FR-Yds	Int-Yds	PBU	QBH
	UT-AT-TT	TFL-Yds	No-Yds	FF-FR-Yds				
Alabama	3-1-4	1.0-6	1.0-6	0-0-0	0-0	0	0	0
Indiana St.	4-1-5	0-0	0-0	0-0-0	0-0	0	0	0
W. Kentucky	1-1-2	1.0-10	1.0-10	0-0-0	0-0	0	0	1

CAREER HIGHS

Tackles: 6 vs. NC State, 10/5/17
 Tackles for Loss: 1.5 vs. Purdue, 9/2/17
 Sacks: 1.0 (2x) MR: vs. Western Kentucky, 9/15/18
 Interceptions: --
 Pass Breakups: 1 vs. Murray State, 9/30/17

#11 **DEE SMITH** ■ Sr. ■ SFLORENCE, ALA.
FLORENCE HS**CAREER STATS**

Yr	G/S	S	A	Tot	TFL-Yd	Sk-Yd	FR	FF	Int	PB
2015	6/0	2	5	7	0-0	0-0	0-0	0	1-0	0
2016	12/3	31	11	42	1.0-1	0-0	0-0	0	0-0	1
2017	12/5	33	20	53	1.0-2	0-0	0-0	0	1-45	1
2018	3/3	8	9	17	0.5-1	0-0	0-0	0	0-0	1
Tot.	33/11	74	45	119	2.5-4	0-0	0-0	0	2-45	3

2018 SEASON NOTES

- Made seven tackles against Western Kentucky before leaving the game with an injury
- Logged six tackles, including 0.5 for loss, against Alabama

2018 GAME-BY-GAME

Opponent	Tackles		Sacks		FF-FR-Yds	Int-Yds	PBU	QBH
	UT-AT-TT	TFL-Yds	No-Yds	FF-FR-Yds				
Alabama	2-4-6	0.5-1	0-0	0-0-0	0-0	0	0	1
Indiana St.	1-3-4	0-0	0-0	0-0-0	0-0	1	0	0
W. Kentucky	5-2-7	0-0	0-0	0-0-0	0-0	0	0	0

CAREER HIGHS

Tackles: 11 vs. Mississippi State, 12/30/17
 Tackles for Loss: 1.0 (2x) MR: vs. Mississippi State, 12/30/17
 Sacks: --
 Interceptions: 1 (2x) MR vs. Virginia, 11/11/17
 Pass Breakups: 1 (3x) MR vs. Indiana State, 9/8/18

#9 **JAYLEN SMITH** ■ Sr. ■ WRPASCAGOULA, MISS.
PASCAGOULA HS**CAREER STATS**

Yr	G/S	Rec	Yds	TD	Y/C	LG
2015	13/10	29	376	1	13.0	55
2016	13/5	27	599	6	22.2	74
2017	10/10	60	980	7	16.3	75
2018	3/2	6	98	1	16.3	34
Tot.	39/27	122	2053	15	16.8	75

2018 SEASON NOTES


- Became the 11th player in school history to reach 2,000 career receiving yards
- Ranks 10th on the school's career list for receiving yards; needs 143 to overtake Joshua Tinch (2002-05, 2,195 yards) for ninth
- Has five 100-yard receiving games; needs one more to tie Jamie Asher (1991-94) for 10th on the school's career list
- Owns 15 receiving touchdowns and is tied with Ronnie Ghent (2000-03) and Harry Douglas (2004-07) for ninth on the school's career list
- Voted an all-ACC first team last year
- Boasts a 16.8 career yards per reception average, ranking fourth in school history with a 100-catch minimum

CAREER HIGHS

Receptions: 9 vs. North Carolina, 9/9/17
 Receiving Yards: 183 vs. North Carolina, 9/9/17
 Receiving TDs: 2 vs. Virginia, 11/11/17
 Long Reception: 75 vs. North Carolina, 9/9/17

2018 GAME-BY-GAME

Opponent	Rec.	Yds.	TD	Lg
Alabama	1	22	0	22
Indiana St.	2	38	1	34
W. Kentucky	3	38	0	31



#34 JEREMY SMITH ■ r-Sr. ■ RB

HAMMOND, CALIF.
FRESNO CITY CC

CAREER STATS

RUSHING

Yr	G/S	Att	Yds	TD	Y/C	LG
2015	12/3	60	270	3	4.5	49
2016	13/0	57	382	8	6.7	80
2017	1/0	5	8	0	1.6	5
2018	2/0	8	54	0	6.8	21
Tot.	28/3	130	714	11	5.5	80

RECEIVING

Yr	G/S	Rec	Yds	TD	Y/C	LG
2015	12/3	2	19	0	9.5	11
2016	13/0	18	227	1	12.6	30
2017	1/0	0	0	0	0	0
2018	2/0	2	4	0	2.0	8
Tot.	28/3	22	250	1	11.4	30

CAREER HIGHS

Rushes: 14 vs. NC State, 10/22/16
 Rushing Yards: 97 vs. Duke, 10/14/16
 Rushing TDs: 2 (2x) MR vs. NC State, 10/22/16
 Long Rush: 80 vs. Duke, 10/14/16
 Receptions: 4 vs. Clemson, 10/1/16
 Receiving Yards: 54 vs. Clemson, 10/1/16
 Receiving TDs: 1 vs. Charlotte, 9/1/16
 Long Reception: 30 vs. NC State, 10/22/16

2018 SEASON NOTES

► Made first appearance of the season in Indiana State game, rushing six times for 56 yards

2017 GAME-BY-GAME

Opponent	No.	-----Rushing-----			Lg	-----Receiving-----			
		Yds.	TD	DNP		No.	Yds	TD	LG
Alabama				DNP					
Indiana St.	6	56	0		21	1	8	0	8
W. Kentucky	2	-2	0		0	1	-4	0	0



#4 TRESEAN SMITH ■ So. ■ S

HAMILTON, OHIO
LASALLE HS

CAREER STATS

Yr	G/S	S	A	Tot	TFL-Yd	Sk-Yd	FR	FF	Int	PB
2017	13/3	20	14	34	4.0-15	1.0-8	0-0	0	2-0	1
2018	3/0	7	4	11	0-0	0-0	0-0	1	0-0	1
Tot.	16/3	27	18	45	4.0-15	1.0-8	0-0	1	2-0	2

CAREER HIGHS

Tackles: 6 (2x) MR: vs. Western Kentucky, 9/15/18
 Tackles for Loss: 2.0 (2x) MR vs. Boston College, 10/14/17
 Sacks: 1.0 vs. Boston College, 10/14/17
 Interceptions: 1 (2x) MR vs. Boston College, 10/14/17
 Pass Breakups: 1 (2x) MR: vs. Western Kentucky, 9/15/18
 Forced Fumbles: 1 vs. Alabama, 9/1/18

2018 SEASON NOTES

► Matched career high with six tackles against Western Kentucky
 ► Made two stops against Alabama and forced first career fumble

2018 GAME-BY-GAME

Opponent	Tackles		Sacks	FF-FR-Yds	Int-Yds	PBU	QBH
	UT-AT-TT	TFL-Yds	No-Yds				
Alabama	2-0-2	0-0	0-0	1-0-0	0-0	0	0
Indiana St.	2-1-3	0-0	0-0	0-0-0	0-0	0	0
W. Kentucky	3-3-6	0-0	0-0	0-0-0	0-0	1	0



#12 TREY SMITH ■ r-Jr. ■ RB

MADISON, MISS.
MADISON CENTRAL HS

CAREER STATS

RUSHING

Yr	G/S	Att	Yds	TD	Y/C	LG
2015	redshirt					
2016	13/0	11	28	0	2.5	7
2017	11/0	21	124	0	5.9	20
2018	2/1	4	11	0	2.8	7
Tot.	26/1	36	163	0	4.5	20

RECEIVING

Yr	G/S	Rec	Yds	TD	Y/C	LG
2015	redshirt					
2016	13/0	0	0	0	0	0
2017	11/0	1	4	0	4.0	4
2018	2/1	2	31	0	15.5	27
Tot.	26/1	3	35	0	11.7	27

CAREER HIGHS

Rushes: 11 vs. Murray State, 9/30/17
 Rushing Yards: 67 vs. Murray State, 9/30/17
 Rushing TDs: -
 Long Rush: 20 vs. Kentucky, 11/25/17
 Receptions: 2 vs. Alabama, 9/1/18
 Receiving Yards: 31 vs. Alabama, 9/1/18
 Long Reception: 27 vs. Alabama, 9/1/18

2018 SEASON NOTES

► Earned first career start, getting the nod at running back against Alabama; finished with 48 all-purpose yards

2018 GAME-BY-GAME

Opponent	No.	-----Rushing-----			Lg	-----Receiving-----			
		Yds.	TD	DNP		Rec.	Yds	TD	LG
Alabama	4	11	0		7	2	31	0	7
Indiana St.	0	0	0		0	0	0	0	0
W. Kentucky				DNP					



#14 KEION WAKEFIELD ■ r-So. ■ WR

LOUISVILLE, KY.
MALE HS

CAREER STATS

Yr	G/S	S	A	Tot	TFL-Yd	Sk-Yd	FR	FF	Int	PB
2018	2/0	0	0	0	0-0	0-0	0	0	0-0	0
Tot.	2/0	0	0	0	0-0	0-0	0	0	0-0	0

UofL NOTES

- Injured knee during fall camp in 2017 and missed entire season
- Received a redshirt for the 2016 campaign
- Arrived at UofL as a three-star prospect by Rivals and Scout



#25 DAE WILLIAMS ■ r-So. ■ RB

SAPULPA, OKLA.
SAPULPA HS

CAREER STATS

RUSHING

Yr	G/S	Att	Yds	TD	Y/C	LG
2017	6/0	38	235	3	6.2	44
2018	3/0	19	65	2	3.4	21
Tot.	9/0	57	300	5	5.3	44

RECEIVING

Yr	G/S	Rec	Yds	TD	Y/C	LG
2017	6/0	2	17	0	8.5	10
2018	3/0	2	-1	0	-0.5	0
Tot.	9/0	4	16	0	4.0	10

2018 SEASON NOTES

- Registered first two-score game of career, rushing for a pair of touchdowns against Western Kentucky
- Had a team-leading nine carries against Alabama

2018 GAME-BY-GAME

Opponent	-----Rushing-----				-----Receiving-----			
	No.	Yds.	TD	Lg	Rec.	Yds	TD	LG
Alabama	9	6	0	4	1	-1	0	0
Indiana St.	1	1	0	1	0	0	0	0
W. Kentucky	9	58	2	21	1	0	0	0

CAREER HIGHS

Rushes:	15 vs. Virginia, 11/11/17
Rushing Yards:	88 vs. Virginia, 11/11/17
Rushing TDs:	2 vs. Western Kentucky, 9/15/18
Long Rush:	44 vs. Kentucky, 11/25/17
Receptions:	1 (2x) MR vs. Kentucky, 11/25/17
Receiving Yards:	10 vs. Kentucky, 11/25/17
Long Reception:	10 vs. Kentucky, 11/25/17



#33 COLIN WILSON ■ r-Fr. ■ RB

GREEN COVE SPRINGS, FLA.
CLAY HS

CAREER STATS

RUSHING

Yr	G/S	Att	Yds	TD	Y/C	LG
2017	3/0	6	69	0	11.5	21
2018	3/2	11	60	0	5.5	26
Tot.	6/2	17	129	0	7.6	26

RECEIVING

Yr	G/S	Rec	Yds	TD	Y/C	LG
2017	3/0	2	15	0	7.5	8
2018	3/0	0	0	0	-	-
Tot.	6/0	2	15	0	7.5	8

2018 SEASON NOTES

- Earned first career start and had 52 yards rushing against Indiana State
- Returning from an ACL injury sustained last season against Murray State

2018 GAME-BY-GAME

Opponent	-----Rushing-----				-----Receiving-----			
	No.	Yds.	TD	Lg	No.	Yds	TD	LG
Alabama	2	6	0	6	0	0	0	0
Indiana St.	7	52	0	26	0	0	0	0
W. Kentucky	2	2	0	3	0	0	0	0

CAREER HIGHS

Rushes:	7 vs. Indiana State, 9/8/18
Rushing Yards:	52 vs. Indiana State, 9/8/18
Rushing TDs:	-
Long Rush:	26 vs. Indiana State, 9/8/18
Receptions:	1 (2x) MR vs. Murray State, 9/30/17
Receiving Yards:	8 vs. Kent State, 9/30/17
Long Reception:	8 vs. Kent State, 9/30/17

Defensive Statistics		GP	Solo	Ast	Total	TFL/Yds	Sacks	Int-Yds	BrUp	QBH	Rcv-Yds	FF	Blk	Saf
98	Peterson, Tab.	3-2	12	8	20	2.0-5	.	.	1
11	Smith, Dee	3-3	8	9	17	0.5-1	.	.	1	1
30	Pass, Kha.	3-3	7	8	15	.	.	.	1
21	Iakopo, Lon.	3-0	8	7	15
9A	Avery, C.J.	3-3	2	11	13	0.5-1	0.5-1	1-25
10	Burns, Rod.	3-2	5	7	12	1.5-4
1	Mbanasor, P.J.	3-2	8	4	12
8A	Jackson, Jar.	3-0	5	7	12	2.0-19	2.0-19	1	.	.
5A	Hicks, Rob.	3-1	5	6	11	0.5-0	0.5-0
4A	Smith, TreS.	3-0	7	4	11	.	.	.	1	.	.	1	.	.
94	Robinson, G.G.	3-3	8	3	11	2.0-16	2.0-16	.	.	1
13	Blue, P.J.	3-0	5	5	10
53	Caban, Amo.	3-1	4	6	10	1
3	Sturghill, Cor.	3-3	8	2	10	.	.	.	1	1
90	Goldwire, Jar.	3-2	3	6	9	3	.	.	1	.
91	Dorsey, Der.	3-2	4	5	9	1.0-3
17	Etheridge, Dor.	2-2	2	6	8	0.5-2	.	.	1	.	1-0	.	.	.
97	Okeke, Nic.	3-0	5	3	8
2A	Jones, Cha.	3-1	4	2	6
1C	Character, Mar.	2-0	2	3	5
96	Famurewa, Hen.	2-1	2	2	4	0.5-1
24	Thomas, Lam.	3-0	2	1	3
49	Whitlow, Boo.	3-0	.	3	3
22	Abdullah, Y.	2-0	.	2	2
41	Boykin, Mic.	3-1	.	1	1
86	Peete, Dev.	3-2	.	1	1
58	Dumervi-Jean, D.	2-0	.	1	1
36	O'Hara, Eva.	2-0	1	.	1
77	Foy, Lin.	3-3	1	.	1
6	Yeast, Rus.	3-0	.	1	1
52	Hall, Mit.	3-0	1	.	1
66	Bentley, Col.	3-3	1	.	1
1D	Head, Que.	3-0	1	.	1
Total.....		3-0	121	124	245	11-52	5-36	1-25	6	7	1-0	2	1	.
Opponents.....		3-0	102	78	180	23.0-72	7-32	4-90	8	7	1-0	3	.	.

Game Experience

Player	'18	'17	'16	'15	'14	Tot	Player	'18	'17	'16	'15	'14	Tot	Player	'18	'17	'16	'15	'14	Tot
Yasir Abdullah	2	-	-	-	-	2	Jared Goldwire	3	-	-	-	-	3	Devante Peete	3	-	13	-	-	16
Tutu Atwell	3	-	-	-	-	3	Jon Greenard	1	13	12	-	-	26	Tabarius Peterson	3	13	-	-	-	16
Kemari Averett	2	10	-	-	-	12	Hassan Hall	3	-	-	-	-	3	Telly Plummer	2	-	-	-	-	2
C.J. Avery	3	13	-	-	-	16	Mitch Hall	3	13	-	-	-	16	Corey Reed	1	12	-	-	-	13
Mekhi Becton	3	12	-	-	-	15	Jatavious Harris	2	-	-	-	-	2	Marcus Riley	2	-	-	-	-	2
Robbie Bell	0	13	-	-	-	13	Javian Hawkins	1	-	-	-	-	1	G.G. Robinson	3	13	10	-	-	26
Cole Bentley	3	7	-	-	-	10	Tyler Haycraft	3	10	6	-	-	19	Nathan Scheler	2	6	7	-	-	15
P.J. Blue	3	-	-	-	-	3	Quen Head	2	-	-	-	-	2	Damien Smith	0	10	8	-	-	18
Adonis Boone	1	-	-	-	-	1	Robert Hicks	3	-	-	-	-	3	Dee Smith	2	12	12	6	-	32
Michael Boykin	3	-	-	-	-	3	London Iakopo	3	12	4	-	-	19	Jaylen Smith	3	10	13	13	-	39
Maurice Burkley	1	-	-	-	-	1	Jarrett Jackson	3	-	-	-	-	3	Jeremy Smith	2	1	13	11	-	27
Rodjay Burns	3	-	-	-	-	3	Anthony Johnson	3	-	-	-	-	3	TreSean Smith	3	13	-	-	-	16
Amonte Caban	3	10	13	-	-	26	Austin Johnson	0	2	-	-	-	2	Trey Smith	2	11	7	-	-	20
Caleb Chandler	1	2	-	-	-	3	Josh Johnson	0	10	-	-	-	10	Emonee Spence	0	3	-	7	-	10
Marlon Character	2	-	-	-	-	2	Chandler Jones	3	-	-	-	-	3	Malik Staples	0	7	13	-	-	20
Malik Clark	1	-	-	-	-	1	Mason King	3	13	13	-	-	29	Cornelius Sturghill	3	4	-	7	-	14
Blanton Creque	3	13	12	-	-	28	Tobias Little	0	9	-	-	-	9	Taylor-Yamonoha	0	1	-	-	-	1
Micky Crum	3	8	8	12	-	31	Vince Lococo	0	1	-	-	-	1	Kenny Thomas	2	13	12	7	-	34
Malik Cunningham	2	-	-	-	-	2	Brendan Lowery	0	1	-	-	-	1	Lamarques Thomas	3	13	2	-	-	18
Jordan Davis	2	11	-	-	-	13	Justin Marshall	1	-	-	-	-	1	Caleb Tillman	0	3	-	-	-	3
Seth Dawkins	3	12	12	-	-	27	Max Martin	0	2	-	-	-	2	Jordan Travis	1	-	-	-	-	1
Derek Dorsey	3	11	-	-	-	14	P.J. Mbanasor	3	0	0	10	-	13	Trenell Troutman	1	-	-	-	-	1
Jack Duane	0	2	-	-	-	2	Gary McCrae	2	8	2	-	-	12	Keion Wakefield	2	-	-	-	-	2
Dejmi Dumervil-Jean	3	-	-	-	-	3	Lukayus McNeil	3	13	13	12	-	41	Boosie Whitlow	3	-	-	-	-	3
Dorian Etheridge	2	13	-	-	-	15	Evan O'Hara	2	2	6	-	-	10	Dae Williams	3	6	-	-	-	9
Henry Famurewa	2	13	9	-	1	25	Nick Okeke	2	-	-	-	-	2	Colin Wilson	3	3	-	-	-	6
Dez Fitzpatrick	3	13	-	-	-	16	Jawon Pass	3	6	-	-	-	9	Russ Yeast	3	12	-	-	-	15
Anthony Floyd	0	2	-	-	-	2	Khane Pass	3	13	12	-	-	28							
Linwood Foy	3	5	4	-	-	12														