



# VIRGINIA

**VIRGINIA ATHLETICS MEDIA RELATIONS**  
 295 Massie Road, Room 154  
 Charlottesville, VA 22904  
**Men's Basketball Contact:** Erich Bacher  
**OFFICE:** (434) 982-5530 • **CELL:** (720) 318-5538  
**E-mail:** bacher@virginia.edu  
**ON THE WEB:** VirginiaSports.com  
**ON TWITTER:** @UVMensHoops, @ErichJBacher

23 NCAA TOURNAMENT APPEARANCES • 2019 NCAA CHAMPIONS • 3 NCAA FINAL FOUR BERTHS • 11 ALL-AMERICANS • 26 ALL-ACC FIRST TEAM SELECTIONS

## GAME INFORMATION

**Date / Time:** Wednesday, Nov. 27, 2019 / 4 p.m. ET  
**Site:** Charlottesville, Va. / John Paul Jones Arena (14,623)  
**TV:** ACC Network; **Online:** WatchESPN.com & ESPN App  
 Jay Alter & Cory Alexander  
**Radio:** Virginia Sports Radio Network  
 Dave Koehn & Jimmy Miller  
**Satellite Radio:** Sirius (121), XM (193), Internet (955)  
**Live Stats/Twitter:** VirginiaSports.com/@UVMensHoops  
**Virginia vs. Maine:** First Meeting  
**Charlottesville:** First Meeting  
**Orono:** 0-0; **Neutral:** 0-0  
**First Meeting:** Nov. 27, 2019 at John Paul Jones Arena  
**Last Meeting:** N/A  
**Winning Streak:** N/A

## 2019-20 SCHEDULE/RESULTS - 6-0, 1-0 ACC

Date	Opponent	TV	Time/Result
Nov. 6	[11] at Syracuse [RV]*	ACCN	W, 48-34
Nov. 10	[9] JMU	ESPNU	W, 65-34
Nov. 16	[9] COLUMBIA ^	ACCN	W, 60-42
Nov. 19	[7] VERMONT ^	RSN	W, 61-55
Nov. 23	[7] vs. UMass ^	ESPN	W, 58-46
Nov. 24	[7] vs. Arizona State ^	ESPN	W, 48-45
Nov. 27	[7] MAINE	ACCN	4 p.m.
Dec. 4	at Purdue %	ESPN/2	7:15/7:30 p.m.
Dec. 8	NORTH CAROLINA *	ACCN	4 p.m.
Dec. 18	STONY BROOK *	ACCN	6:30 p.m.
Dec. 22	SOUTH CAROLINA	ABC	3 p.m.
Dec. 29	NAVY	ESPN2	4 p.m.
Jan. 4	VIRGINIA TECH *	RSN	2 p.m.
Jan. 7	at Boston College *	ESPN/2/U/ACCN	7 p.m.
Jan. 11	SYRACUSE *	ESPN/2	4 p.m.
Jan. 15	at Florida State *	ESPN/2/U	7 p.m.
Jan. 18	at Georgia Tech *	ACCN	8 p.m.
Jan. 20	NC STATE *	ESPN	7 p.m.
Jan. 26	at Wake Forest *	ACCN	Noon
Jan. 28	FLORIDA STATE *	ESPN/2/U	7 p.m.
Feb. 5	CLEMSON *	RSN	7 p.m.
Feb. 8	at Louisville *	ESPN/2/U	4 p.m.
Feb. 11	NOTRE DAME *	ESPN/2/U	9 p.m.
Feb. 15	at North Carolina *	ESPN/2	6/8 p.m.
Feb. 19	BOSTON COLLEGE *	ACCN	8 p.m.
Feb. 22	at Pitt *	ESPN/2	Noon
Feb. 26	at Virginia Tech *	ESPN/2/U/ACCN	7 p.m.
Feb. 29	DUKE *	ESPN/2	4/6/8 p.m.
Mar. 4	at Miami *	ACCN	9 p.m.
Mar. 7	LOUISVILLE *	ESPN/2	4 p.m.
Mar. 10-14	at ACC Tournament	TBA	TBA

### HOME GAMES IN BOLD CAPS

^ - Air Force Reserve Tip-Off Tournament  
 % - B1G/ACC Challenge • \* - ACC game • All Times Eastern

## PRONUNCIATION GUIDE

Kihei Clark.....Key-Hei  
 Mamadi Diakite.....Mama-DEE Dee-ah-KEE-tay  
 Francisco Caffaro.....Cuh-FAR-oh  
 Sam Hauser.....How-Zer  
 Casey Morsell.....More-SELL  
 Tomas Woldetensae.....Thomas Wohl-duh-TEN-sigh



## [7/6] VIRGINIA CAVALIERS (6-0, 1-0 ACC)

Head Coach: Tony Bennett (Green Bay, 1992)  
 Record at UVA: 260-89 (11th season), Career Record: 329-122 (14th season)

## VS. MAINE BLACK BEARS (2-3)

Head Coach: Richard Barron (Kenyon College, 1991)  
 Record at Maine: 7-30 (2nd season), Career Record: (Same)

### FOR OPENERS

- UVA meets Maine for the first time
- The Cavaliers captured their seventh straight November tournament championship with its 48-45 win over Arizona State in the Air Force Reserve Tip Off Tournament final.
- UVA has a 20-game home nonconference winning streak and is 138-36 (.793) in non-league play under Tony Bennett.

### ALL-TIME VS. THE AMERICA EAST CONFERENCE

- Virginia meets its second America East foe in 2019-20.
- The Cavaliers defeated Vermont of the America East, 61-55, in nonconference action on Nov. 19.
- Virginia is 10-1 all-time against current America East Conference members (3-1 vs. UMB, 3-0 vs. Hartford, 2-0 vs. Vermont, 1-0 vs. Albany and 1-0 vs. New Hampshire).

### UVA IN THE NATIONAL RANKINGS

- As of Nov. 25, Virginia ranks first in the nation in scoring defense (42.7), field goal percentage defense (30.2), personal fouls per game (10.8) and winning percentage (100.0), 24th in 3-point field goal percentage defense (25.6), 25th in fewest fouls (65) and 27th in rebound margin (9.8).

### LAST TIME OUT

- Casey Morsell had a career-high 19 points as No. 7 Virginia defeated Arizona State 48-45 for the Air Force Reserve Tip Off Tournament title.
- Mamadi Diakite chipped in 15 points as UVA overcame a 19-0 Sun Devil run spanning halftime to remain unbeaten.
- UVA went on 8-0 run, holding ASU scoreless for 7:04 in second half.
- Braxton Key had a game-high eight rebounds and walk-on Chase Coleman made his first career 3-pointer.
- Morsell and Diakite were named to the Air Force Reserve Tip Off All-Tournament Team.

### HOLDING FOES UNDER 50

- UVA is 5-0 when limiting opponents to fewer than 50 points.
- UVA is 92-2 when achieving the mark in the Tony Bennett era.
- Bennett-coached teams are 117-3 when holding opponents to fewer than 50 points (25-1 in three years at Washington State).
- UVA is 25-0 under Bennett when limiting foes to 40 or fewer points.

## VIRGINIA'S STARTING LINEUP VS. ARIZONA STATE

Pos. No.	Player (Hometown)	Yr.	Ht.	Wt.	PPG	RPG	NOTES
G 0	Kihei Clark (Woodland Hills, Calif.)	So.	5-9	163	10.0	5.0(a)	Floor general had career-high 15 points vs. Vermont
G 2	Braxton Key (Charlotte, N.C.)	Sr.	6-8	230	10.3	8.3	Led UVA in rebounding past 2 seasons; 8+ rebs in 4 games
G 13	Casey Morsell (Fort Washington, Md.)	R-Jr.	6-3	195	1.8	2.3	First UVA true freshman to start opening night since 2012-13
G 53	Tomas Woldetensae (Bologna, Italy)	Jr.	6-5	196	3.2	3.0	Started 5 games; 6 rebounds vs. Columbia & Vermont
F 25	Mamadi Diakite (Conakry, Guinea)	R-Sr.	6-9	224	13.7	7.3	Led UVA in scoring in 4 games; 50% 3FG; 6 blocks & 6 steals
<b>OFF THE BENCH</b>							
F 30	Jay Huff (Durham, N.C.)	R-Jr.	7-1	243	9.8	7.8	Scored 10+ points in 4 games; Career-high 26.3 mpg
G 23	Kody Stattmann (Queensland, Aus.)	So.	6-7	200	5.3	2.3	Missed past 3 games with an illness; 3 blocks vs. Columbia
F 4	Justin McKoy (Cary, N.C.)	Fr.	6-8	221	0.7	0.7	6.3 minutes per game for backup forward
G 12	Chase Coleman (Norfolk, Va.)	Fr.	5-9	154	1.0	0.6	Walk-on has played 5 games; Buried 3-pointer vs. ASU
C 22	Francisco Caffaro (Sante Fe, Argentina)	R-Fr.	7-0	244	1.5	0.9	Missed first 2 games w/right leg injury; 3 points vs. Columbia

### HOW ARE THESE CAVALIERS?

- The quartet of Mamadi Diakite, Kihei Clark, Braxton Key and Jay Huff lead Virginia into action this season.
- Diakite leads UVA in scoring (13.7 ppg) and is third in rebounding (7.3), while Clark is averaging 9.7 points, 5.0 rebounds and a team-high 5.0 assists.
- Key is averaging 10.3 points and a team-high 8.3 rebounds, and Huff has tallied 9.8 points, 7.8 rebounds and team-high 1.7 blocks.
- Kody Stattmann and newcomers Casey Morsell and Tomas Woldetensae have absorbed the minutes left by Ty Jerome, Kyle Guy and De'Andre Hunter on the perimeter.
- Morsell, who scored a career-high 19 points against Arizona State en route to all-tournament honors, is averaging 5.2 points.
- Stattmann is averaging 5.3 points, but has missed three games due to an illness.
- Woldetensae has started five games and had six rebounds in wins over Columbia and Vermont.
- Justin McKoy has provided additional frontcourt depth, while walk-on Chase Coleman backs up point guard Kihei Clark.
- Francisco Caffaro has appeared in two contests.
- Walk-ons Austin Katstra and Jayden Nixon provide more depth.
- Forward Kadin Shedrick is expected to redshirt this season, while Sam Hauser will sit out the season after transferring from Marquette.

### UVA RANKED NO. 7 IN LATEST AP POLL

- Virginia is ranked No. 7 for the second straight week in the latest Associated Press poll and No. 6 in the USA Today Coaches' preseason poll.
- UVA has been ranked in the AP poll for 38 straight weeks and had been ranked in the top 10 in 34 of the last 35 polls.

### THERE'S NO PLACE LIKE HOME

- Virginia is 184-42 (.814), including a 3-0 mark in 2019-20, in 14 seasons at John Paul Jones Arena.
- UVA was 15-1 at JPJ last season and is 146-26 (.849), including a 111-11 (.910) mark the past eight seasons, at home under head coach Tony Bennett.
- Virginia is an ACC-leading 57-6 (.905) in league home games over the past seven seasons. Duke is second at 55-8 (.873).
- UVA has won 11 or more home games for 10 straight seasons.

**VIRGINIA HEAD COACH TONY BENNETT**

- Three-time National and four-time ACC Coach of the Year Tony Bennett has a 260-89 (.745) mark in 11 seasons at Virginia and 329-122 (.730) career mark in 14 seasons.
- In 2018-19, Bennett led the Cavaliers to their first NCAA national championship, a share of their ninth ACC regular-season title and school-record 35 wins.
- Bennett became the 80th active Division I head coach to win his 300th career game against Marshall on Dec. 31, 2018.
- Bennett was named the USBWA Henry Iba National Coach of the Year for the third time in 2018 to rank second all-time behind legendary John Wooden, who captured the award six times.
- He has led UVA to outright ACC regular-season and tournament championships in the same season two times (2014 and 2018).
- Bennett has guided UVA to six straight NCAA Tournament appearances for the first time in school history and has led UVA to 29 or more wins for the fifth time in the past six seasons.
- Bennett is the sixth coach in ACC history to win at least three outright ACC regular-season titles (Frank McGuire, Vic Bubas, Dean Smith, Mike Krzyzewski and Roy Williams).
- Bennett has led UVA to a school-best 16 or more ACC wins in four of the last six seasons and a school-record seven straight seasons with 11 or more ACC wins.
- He has led UVA to a school-best eight straight 20-win seasons.
- Bennett has guided UVA to a school-record 89 wins over three seasons two times (2014-16 and 2017-19).
- Bennett has led UVA to seven consecutive postseason tournaments (NCAA in 2012, 2014, 2015, 2016, 2017 and 2018 and NIT in 2013).
- Bennett has led the Cavaliers to 30 wins in back-to-back seasons two times (2014-2015 and 2018-19).
- UVA is 138-36 (.793) in non-conference action (76-6 at JPI), 122-53 (.697) in ACC play and 146-26 (.849) at home under Tony Bennett.
- Bennett ranks fifth all-time in winning percentage at .697, among ACC head coaches with 100 or more ACC regular-season wins.

**OUR DEFENSE NEVER RESTS**

- UVA limited five of its first six opponents to fewer than 50 points.
- UVA held both Syracuse and JMU to 34 points, marking the first time UVA has limited its first two opponents to fewer than 40 points in the shot clock era and since 1943-44.
- Syracuse's 34 points in the season-opener on Nov. 6, marked UVA's fewest points allowed to an ACC foe since holding Wake Forest to 34 on Feb. 25, 2015.
- The 34 points by Syracuse and JMU are tied for the fifth fewest for UVA in the shot clock era.
- UVA limited JMU to 22.6 percent shooting, tied for fifth lowest for a Cavalier opponent.
- UVA ranks first in the NCAA in scoring defense (42.7 ppg) after capturing its fifth NCAA scoring defense title in 2018-19 (56.1 ppg).
- The Cavaliers have limited three opponents (Syracuse, JMU and Columbia) to fewer than 50 points, 29 percent or less field goal shooting and 29 percent or less 3-point shooting.
- UVA has held all six opponents below 41 percent from the field.
- The Cavaliers have forced six shot clock violations in 2019-20.
- UVA has out-rebounded each of its six opponents.
- Bennett-coached teams have led the nation in scoring defense six times and finished in the top-five nationally in 10 of 13 seasons.

**ABDUR-RAHIM, BEEKMAN AND MCCORKLE SIGN NLI'S**

- Virginia announced the signings of guards Jabri Abdur-Rahim (Short Hills, N.J./Blair Academy), Reece Beekman (Baton Rouge, La./Scotlandville High School) and Carson McCorkle (Greensboro, N.C./Greensboro Day School) on Nov. 14.
- The 6-7, 205-pound Abdur-Rahim averaged 16.7 points and 8.7 rebounds during his junior season at Blair Academy in 2018-19. Abdur-Rahim was named New Jersey Gatorade Player of the Year after leading Blair Academy to the Prep A state championship.
- Beekman, a 6-2, 165-pound point guard, averaged 21.9 points, 10.2 rebounds and 10.2 assists as a junior for Scotlandville in 2018-19. He was named first-team all-state from USA Today and the Louisiana Sports Writers Association.
- The 6-3, 173-pound McCorkle tallied 15.9 points per game en route to AP and NCISAA 4A All-State honors at Greensboro Day School.

**NATIONAL DEFENSIVE POINTS PER GAME**

**RANKINGS UNDER TONY BENNETT**

Year	School	Pts/Gm	Rank
2006-07	Washington State	59.5	17th
2007-08	Washington State	56.4	3rd
2008-09	Washington State	55.4	1st
2009-10	Virginia	63.6	54th
2010-11	Virginia	62.4	36th
2011-12	Virginia	54.2	2nd
2012-13	Virginia	55.6	5th
2013-14	Virginia	55.7	1st
2014-15	Virginia	51.5	1st
2015-16	Virginia	60.1	2nd
2016-17	Virginia	56.4	1st
2017-18	Virginia	54.0	1st
2018-19	Virginia	56.1	1st
2019-20	Virginia	42.7	1st

**RECORDS WATCH**

- Mamadi Diakite is ranked sixth on UVA's career blocks list with 124.
- Diakite needs three blocks to pass Kris Hunter (126 blocks from 1997-99) for fifth on the list.
- Diakite's 63 blocked shots in 2018-19 rank sixth on UVA's single-season list.

**ABOUT THE 2019-20 SCHEDULE**

- Three of Virginia's opponents are ranked in the AP Top-25 poll (Duke, Louisville and North Carolina), while three (Florida State, Purdue and Vermont) received votes.
- The Cavaliers will play 13 games against 2019 NCAA Tournament teams: home games against Duke, Florida State, Louisville, North Carolina, Syracuse, Vermont and Virginia Tech; road contests at Florida State, Louisville, North Carolina, Purdue, Syracuse and Virginia Tech.
- UVA defeated First Four NCAA Tournament team Arizona State in the Air Force Reserve Tip-Off Tournament championship on Nov. 24.
- Two opponents (Clemson and NC State) participated in the 2019 National Invitation Tournament.

**VIRGINIA PICKED FOURTH IN THE ACC**


- Virginia was picked to finish fourth in the ACC preseason poll.
- The Cavaliers, who were picked second and finished first last season, have finished at or higher than their predicted finish in 10 of the last 11 seasons.
- Duke is the preseason favorite, followed by North Carolina, Louisville, Virginia, Florida State, NC State, Notre Dame, Syracuse, Miami, Pitt, Clemson, Georgia Tech, Boston College, Virginia Tech and Wake Forest.

**DIAKITE EARNS PRESEASON ALL-ACC HONORS**

- Mamadi Diakite was named the preseason All-ACC first team.
- Diakite was joined on the All-ACC first team by preseason ACC Player of the Year Jordan Nwora (Louisville), Tre Jones (Duke), Cole Anthony (North Carolina) and John Mooney (Notre Dame).

**WATCH ME NOW**

- Kihei Clark (Bob Cousy Award) and Mamadi Diakite (Karl Malone Award) were named to Naismith Memorial Basketball Hall of Fame preseason award top-20 watch lists.
- The Cousy Award honors the nation's top point guard, while the Malone Award honors the top power forward.
- Diakite was also one of 50 players named to the Naismith Trophy Player of the Year watch list and one of 20 players named to the NABC Division I Player of the Year preseason watch list.
- Diakite was also named to the Wooden Award Preseason Top 50 List.



**HEAD COACH  
TONY BENNETT**  
11TH SEASON

**PERSONAL**

Birthdate: June 1, 1969  
Birthplace: Clintonville, Wis.

Family: wife, Laurel; daughter, Anna; son, Eli

**EDUCATION**

College: Green Bay, 1992

**COACHING EXPERIENCE**

- 1999-00 Wisconsin (staff volunteer)
- 2000-01 Wisconsin (assistant coach)
- 2003-04 Washington State (assistant coach)
- 2004-06 Washington State (associate head coach)
- 2006-09 Washington State (head coach)
- 2009- Virginia (head coach)

**THE BENNETT RECORD**

Year	School	Record (Conf)	Postseason
2006-07	Washington St.	26-8 (13-5)	NCAA 2nd Round
2007-08	Washington St.	26-9 (11-7)	NCAA Sweet 16
2008-09	Washington St.	17-16 (8-10)	NIT 1st Round
2009-10	Virginia	15-16 (5-11)	
2010-11	Virginia	16-15 (7-9)	
2011-12	Virginia	22-10 (9-7)	NCAA 2nd Round
2012-13	Virginia	23-12 (11-7)	NIT Quarterfinals
2013-14	Virginia	30-7 (16-2)	NCAA Sweet 16
2014-15	Virginia	30-4 (16-2)	NCAA Third Round
2015-16	Virginia	29-8 (13-5)	NCAA Elite Eight
2016-17	Virginia	23-11 (11-7)	NCAA 2nd Round
2017-18	Virginia	31-3 (17-1)	NCAA 1st Round
2018-19	Virginia	35-3 (16-2)	NCAA Champions
2019-20	Virginia	6-0 (1-0)	
<b>Total</b>	<b>14 seasons</b>	<b>329-122</b>	
<b>Virginia</b>	<b>11 seasons</b>	<b>260-89</b>	

**BENNETT VS. 2019-20 OPPONENTS**

Opponent	Career	Virginia
Arizona State	7-0	1-0
Boston College	9-4	9-4
Clemson	11-3	11-3
Columbia	1-0	1-0
Duke	3-11	3-11
Florida State	8-8	8-8
Georgia Tech	12-2	12-2
JMU	3-0	3-0
Louisville	10-1	10-1
Maine	0-0	0-0
UMass	0-0	0-0
Miami	8-6	8-6
Navy	1-0	1-0
North Carolina	9-8	9-7
NC State	13-2	13-2
Notre Dame	9-1	8-1
Pitt	8-2	8-1
Purdue	1-0	1-0
St. John's	2-0	2-0
South Carolina	1-0	1-0
Stony Brook	0-0	0-0
Syracuse	7-2	7-2
Vermont	1-0	1-0
Virginia Tech	14-6	14-6
Wake Forest	8-4	8-4

# NATIONAL RANKINGS

## ASSOCIATED PRESS (Monday, Nov. 25)

1	Duke (53)	6-0	1610
2	Louisville (7)	6-0	1512
3	Michigan State (4)	3-1	1500
4	Kansas	3-1	1383
5	Maryland	5-0	1262
6	North Carolina	4-0	1260
7	Virginia (1)	6-0	1232
8	Gonzaga	6-0	1222
9	Kentucky	5-1	1090
10	Ohio State	5-0	1033
11	Oregon	5-0	1006
12	Texas Tech	5-0	933
13	Seton Hall	4-1	866
14	Arizona	6-0	716
15	Utah State	7-0	702
16	Memphis	5-1	587
17	Tennessee	4-0	490
18	Auburn	5-0	488
19	Baylor	5-1	450
20	VCU	5-0	426
21	Colorado	4-0	290
22	Villanova	4-2	247
23	Washington	5-1	228
24	Florida	5-2	148
25	Xavier	6-1	139

Others receiving votes: **Florida State 137**, Oklahoma 22, Saint Mary's 22, Butler 21, LSU 19, Texas 16, Arkansas 13, Michigan 12, Penn State 10, **Purdue 10**, Liberty 6, Wisconsin 4, Cincinnati 3, Missouri 3, San Diego State 2, **Vermont 2**, Mississippi State 1, Dayton 1, Georgetown 1

## USA TODAY COACHES (Monday, Nov. 25)

1	Duke (27)	6-0	766
2	Louisville (1)	6-0	728
3	Michigan State (1)	3-1	689
4	North Carolina	4-0	640
5	Kansas	3-1	637
6	Virginia	6-0	628
7	Gonzaga	6-0	576
8	Maryland (1)	5-0	572
9	Ohio State (1)	5-0	524
10	Oregon	5-0	471
11	Kentucky	5-1	454
12	Texas Tech	5-0	430
13	Seton Hall	4-1	378
14	Arizona	6-0	365
15	Utah State	7-0	296
16	Tennessee	4-0	276
17	Auburn	5-0	255
18	Baylor	5-1	223
19	VCU	5-0	213
20	Memphis	5-1	163
21	Villanova	4-2	147
22	Washington	5-1	108
23	Xavier	6-1	96
24	Colorado	4-0	76
25	Florida	5-2	71

Others receiving votes: Oklahoma 53, **Purdue 42**, Texas 32, **Florida State 30**, Michigan 24, Saint Mary's 16, Penn State 15, Kansas State 15, Butler 14, Arkansas 12, LSU 10, Creighton 9, Dayton 7, Wisconsin 6, Cincinnati 2, Wichita State 2, Tulane 1, West Virginia 1, DePaul 1, Indiana 1

## 2019-20 Opponents in Bold

## THE ELECTRIC 70s AND AWESOME 80s

- Virginia scored 70 or more points in 21 games (19-2) last season and is 125-8 when scoring at least 70 points under Tony Bennett.
- UVA scored 80 or more points in nine games (9-0) and is 35-1 when scoring 80 or more points under Bennett with its lone loss a 93-81 decision at North Carolina in 2012-13.
- Bennett was 4-0 when scoring 80+ points at Washington State.
- UVA scored 100 points against Marshall for the first time under Tony Bennett and added 97 points against Coppin State.
- UVA is 4-0 all-time when scoring 90 or more points under Bennett.

## CAVALIERS IN THE NBA

- Malcolm Brogdon (Indiana), Joe Harris (Brooklyn), De'Andre Hunter (Atlanta), Ty Jerome (Phoenix), Mike Scott (Philadelphia) and Devon Hall (Oklahoma City) are former Cavaliers who are playing in the NBA this season.
- Brogdon, who earned NBA Rookie of the Year honors for Milwaukee in 2016-17, is in his fourth season and first with Indiana.
- Harris is in his fifth NBA season (fourth with Brooklyn) and was the 2019 NBA All-Star Three-Point champion.
- Scott is in his eighth NBA season and second season with the Sixers.
- Hunter and Jerome were NBA first-round picks.
- Hall made his NBA debut with OKC on Nov. 12.
- Hall and Kyle Guy (Sacramento) are signed to two-way contracts.
- In addition, Dallas head coach Rick Carlisle is a Virginia alum who helped the Cavaliers to their last NCAA Final Four in 1984.

## UVA VS. RANKED OPPONENTS

- UVA is 42-34 against ranked opponents in the Tony Bennett era, including an 11-3 mark in 2018-19.
- UVA's 11 ranked wins are a school record.
- The Cavaliers posted an ACC-record five ranked wins on the road in 2018-19, which tied UConn (1998-99) for the most all-time in poll history since 1948-49.
- UVA posted back-to-back wins vs. ranked opponents two times (Wisconsin and Maryland and Virginia Tech and Louisville) for the first time in the regular season since 1982 (Georgetown and Houston).
- The Cavaliers are 156-329 vs. ranked opponents since 1953-54.
- UVA is 1-30 all-time vs. No. 1-ranked opponents (86-73 win vs. No. 1 North Carolina on Jan. 30, 1986).

## MORE THAN MANAGERS

- Virginia men's basketball managers and Charlottesville natives Grant Kersey and Matt Palumbo saw two minutes of action for the Cavaliers against JMU.
- Palumbo made his collegiate debut, while Kersey saw action in 10 games in a similar role last season.
- Coach Tony Bennett calls his team managers the "ultimate servants" of the Virginia men's basketball program.

## 2018-19 IN REVIEW

- Virginia claimed its first NCAA National Championship.
- The Cavaliers had a school-record 35 wins.
- UVA captured a share of its ninth ACC regular-season title.
- The Cavaliers earned their fifth No. 1 seed for the ACC Tournament.
- The Cavaliers advanced to their third NCAA Final Four (1981, 1984, 2019), seventh Elite Eight (first since 2016) and 10th Sweet 16.
- Virginia has 29 or more wins in five of the last six seasons.
- UVA is 64-6 in past two seasons (31-3 & 35-3) becoming second ACC program with no more than three losses in consecutive seasons (NC State 73-74).
- UVA won 25 or more games for the ninth time with five of the nine under 10th year head coach Tony Bennett.
- UVA won 23 or more games for a school-best seventh straight year.
- UVA won 16 or more ACC games for the fourth time (2014, 2015, 2018, 2019).
- The Cavaliers have won 11 or more ACC games for a school-record seven consecutive seasons.
- UVA has won 15 or more home games in six of the last seven years.
- UVA has captured an ACC-record five ranked road wins, tied for most all-time with UConn (1998-99).
- UVA set a school record with 11 wins vs. ranked opponents.

## ON THE HORIZON

- No. 7 Virginia travels to Purdue for a B1G/ACC Challenge game on Wednesday, Dec. 4.

## 2019-20 UNIVERSITY OF VIRGINIA CAVALIERS

No.	Name	Pos.	Ht.	Wt.	Yr.	Hometown/High School [Previous College]
0	Kihei Clark *	So.	G	5-9	163	Woodland Hills, Calif./Taft Charter
2	Braxton Key *	Sr.	G	6-8	230	Charlotte, N.C./Oak Hill Academy/Alabama
4	Justin McKay	Fr.	F	6-8	221	Cary, N.C./Panther Creek
5	Jayden Nixon *	So.	G	6-3	192	Charlottesville, Va./Choate Rosemary Hall (Conn.)
10	Sam Hauser %	Sr.	F	6-8	225	Stevens Point, Wis./SPASH/Marquette
12	Chase Coleman	Fr.	G	5-9	154	Norfolk, Va./Maury
13	Casey Morsell	Fr.	G	6-3	195	Fort Washington, Md./St. John's College
21	Kadin Shedrick	Fr.	F	6-11	214	Raleigh, N.C./Holly Springs
22	Francisco Caffaro	R-Fr.	C	7-0	244	El Trebo, Sante Fe, Argentina/NBA Global Academy
23	Kody Stattmann *	So.	G	6-7	200	Bentley Park, Queensland, Australia/St. Augustine's College
24	Austin Katstra **	Jr.	F	6-6	227	Charlottesville, Va./Albemarle
25	Mamadi Diakite ***	R-Sr.	F	6-9	224	Conakry, Guinea, Africa/Blue Ridge School (Va.)
30	Jay Huff **	R-Jr.	F	7-1	243	Durham, N.C./Voyager Academy
53	Tomas Woldentensae	Jr.	G	6-5	196	Bologna, Italy/Indian Hills Community College (Iowa)

\* - denotes letters earned; % - will sit of 2019-20 season due to NCAA transfer rules

**Head Coach:** Tony Bennett (Green Bay '92/11th season)

**Associate Head Coach:** Jason Williford (Virginia '95/11th season)

**Assistant Coaches:** Brad Soderberg (UW-Stevens Point '85/5th season), Orlando Vandross (AIC '92/5th season)

**Director of Recruiting/Player Development:** Kyle Getter (Hanover College '01/2nd season)

**Director of Scouting/Recruiting:** Larry Mangino (Montclair State '83/4th season)

**Director of Player Development/Coaching Staff Consultant:** Kirk Penney (Wisconsin '15/1st season)

**Director of Player Personnel:** Johnny Carpenter (Virginia '13/5th season)

**Associate AD for Men's Basketball:** Ronnie Wideman (Washington State '06/11th season)

**Strength and Conditioning Coach:** Mike Curtis (Virginia '98/10th season)

**Athletic Trainer:** Ethan Saliba (Kansas '79/36th season)

## MEDIA INFORMATION

### VIRGINIA MEDIA RELATIONS OFFICE

The UVA athletics media relations office is located in John Paul Jones Arena. Regular business hours are 9 a.m. to 5 p.m., Monday through Friday.

### PRESS CREDENTIALS

Media members interested in obtaining season or game credentials should apply online at [www.sportssystem.com/virginia-hoops](http://www.sportssystem.com/virginia-hoops). Credential requests should be submitted no later than seven (7) days prior to the game. Credentials that can't be mailed will be held for pickup at the will call window at John Paul Jones Arena. You must have a press pass to be admitted to the media area and the press room.

### PHOTO CREDENTIALS

All photographers and camera operators must wear a visible credential issued by the Virginia athletics media relations office. Photographers work from the baselines at both ends of the court at John Paul Jones Arena. Live television is given top priority for courtside space.

### PRESS PARKING

Press parking passes are provided upon request on a limited basis. Please request your parking pass during the online credential application process.

### INTERVIEWS

All requests for interviews with Virginia basketball coaches and players should be made through Erich Bacher in the athletics media relations office. It is requested you allow the athletics media relations staff at least one day to arrange an interview.

### POSTGAME INTERVIEWS

Virginia head coach Tony Bennett, two Virginia student-athletes and the visiting head coach will meet with media representatives in the press room after each game at John Paul Jones Arena. Coach Bennett will be available in the press room approximately 10 minutes after the conclusion of the game, followed by two Virginia student-athletes or the visiting coach. Other Virginia players will be available upon request near the JPJ press room.

### UVA SPORTS APP

The Virginia Sports mobile app is available for download by searching for "Virginia Athletics" or "UVA sports." The App features news, live stats, schedules, results and news information for each of UVA sports programs, articles from Jeff White, audio and video content and more.

### RADIO

Each visiting school is allowed one radio broadcast from John Paul Jones Arena. The Virginia athletics media relations office provides two ISDN lines and three business touchtone lines for use by the visiting broadcast crew. Radio network crews work from a courtside location at the scorer's table. Three seats are available at the table for visiting radio crews.

### GAME SERVICES

Information packets are available before each game at John Paul Jones Arena, and a full statistical summary and play-by-play sheets are distributed at halftime and after the game. Head coach and player quotes will be available after postgame interviews. A pregame meal is served for working members of the media in the press room on the event level of John Paul Jones Arena.

### TELEPHONES/WIRELESS

Should you require your own telephone for game coverage, please contact Erich Bacher in the Virginia athletics media relations office. A wireless network is available at John Paul Jones Arena for media. A UVA media relations representative will provide login directions.

### ACC COACHES TELECONFERENCE

The 2020 ACC Men's Basketball Weekly Teleconference begins Monday, Jan. 6, 2020, and continues each Monday through March 2. Each coach will have 10 minutes to make an opening statement and answer questions. There will be an instant replay of each teleconference on the Conference's internet site TheACC.com each Monday afternoon. Coaches whose teams play on Monday evening will not participate in that day's teleconference.

Here is head coach Tony Bennett's (and Virginia's ACC weekly opposing coach) 2020 ACC Teleconference schedule:

#### Monday, Jan. 6

11:30 a.m. (Christian 10:30 a.m., Boeheim 11:50 a.m.)

#### Monday, Jan. 13

11:30 a.m. (Pastner 10:50 a.m., Hamilton 12:20 p.m.)

#### Monday, Jan. 27

11:30 a.m. (Hamilton Noon)

#### Monday, Feb. 3

11:30 a.m. (Brownell 10:40 a.m., Mack Noon)

#### Monday, Feb. 10

11:30 a.m. (Williams 11:40 a.m., Brey 12:20 p.m.)

#### Monday, Feb. 17

11:30 a.m. (Christian 10:30 a.m., Capel 11:10 a.m.)

#### Monday, Feb. 24

11:30 a.m. (Krzyzewski 12:10 p.m., Young 12:30 p.m.)

#### Monday, March 2

11:30 a.m. (Larrañaga 11 a.m., Mack Noon)

## UVA'S RECORD UNDER TONY BENNETT WHEN..

	All	2019-20
Leading at the half	207-25	6-0
Trailing at the half	46-59	0-0
Tied at the half	7-5	0-0
Playing Overtime	5-9	0-0
Shooting 50% or better	105-8	0-0
Shooting between 40-49.9%	122-32	4-0
Shooting less than 40%	33-49	2-0
Opponents shoot 50% or better	18-24	0-0
Opponents shoot less than 50%	242-65	6-0
UVA outrebounds its opponent	186-27	6-0
Opponent outrebounds UVA	67-59	0-0
Teams are tied in rebounds	7-3	0-0
UVA has 10 or more steals	22-3	0-0
UVA shoots 70% FT or better	154-45	2-0
UVA shoots less than 70% FT	106-44	4-0
Scoring less than 50 points	8-16	2-0
Scoring 50-59 points	33-34	1-0
Scoring 60-69 points	94-31	3-0
Scoring 70-79 points	90-7	0-0
Scoring 80-89 points	31-1	0-0
Scoring more than 90 points	4-0	0-0
Allowing fewer than 50 points	92-2	5-0
Allowing fewer than 40 points	25-0	2-0
Playing in John Paul Jones Arena	146-26	3-0
Playing on the road	66-44	1-0
Playing on a neutral court	47-19	2-0
Game decided by 1-4 points	31-36	1-0
Game decided by 5-10 points	56-23	1-0
Game decided by 11+ points	171-30	4-0
Playing at night	179-60	3-0
Playing in the afternoon	81-28	3-0
Playing on Monday	26-11	0-0
Playing on Tuesday	44-7	1-0
Playing on Wednesday	38-11	1-0
Playing on Thursday	20-9	0-0
Playing on Friday	28-10	0-0
Playing on Saturday	71-32	2-0
Playing on Sunday	33-9	2-0
Playing in November	65-11	5-0
Playing in December	45-10	0-0
Playing in January	61-19	0-0
Playing in February	48-27	0-0
Playing in March	40-22	0-0
Playing in April	2-0	0-0

## VIRGINIA RECORD BOOK

### CAREER BLOCKS

NO.	NAME	CAREER BLOCKS
1.	Ralph Sampson (1980-83)	462
2.	Chris Alexander (1993-96)	148
3.	Isaiah Wilkins (2015-18)	141
4.	Travis Watson (2000-03)	130
5.	Kris Hunter (1997-99)	126
6.	<b>Mamadi Diakite (2017-)</b>	<b>124</b>
7.	Jason Clark (2002-05)	112
8.	Steve Castellan (1976-79)	108
	Assane Sene (2009-12)	108
10.	Darion Atkins (2012-15)	102

## VIRGINIA IN THE POLLS

Date	AP	USA Today
Preseason	11	9
Nov. 11	9	N/A
Nov. 18	7	6
Nov. 25	7	6





Official Basketball Box Score -- Game Totals -- Final Statistics

**Massachusetts vs Virginia**  
11/23/19 12:00 pm at



Official Basketball Box Score -- Game Totals -- Final Statistics

**Arizona St. vs Virginia**

11/24/19 1:00 pm at Uncasville, Conn. (Mohegan Sun Arena)



**Massachusetts 46 • 5-1,0-0 Atlantic**

##	Player	Total			3-Ptr			Rebounds			PF	TP	A	TO	Blk	Stl	Min
		FG-FGA	FG-FGA	FT-FTA	FG-FGA	FG-FGA	FT-FTA	Off	Def	Tot							
05	Samba Diallo	f	1-3	0-0	4-4	3	5	8	1	6	0	1	0	0	0	31	
33	Tre Mitchell	c	5-12	0-4	0-1	0	2	2	1	10	0	4	0	3	36		
04	Keon Clergeot	g	0-6	0-4	2-2	0	4	4	4	2	3	2	0	0	32		
10	Sean East	g	1-3	0-0	0-0	0	3	3	1	2	1	1	0	0	26		
12	Carl Pierre	g	5-14	2-10	2-2	0	1	1	4	14	0	0	0	2	36		
01	Sy Chatman	g	0-2	0-1	0-0	1	2	3	1	0	0	3	0	0	12		
02	Preston Santos	g	0-0	0-0	0-0	0	1	1	0	0	0	0	0	0	1		
11	Djery Baptiste	g	0-1	0-0	0-0	0	0	0	1	0	0	0	0	0	4		
13	Kolton Mitchell	g	0-0	0-0	0-0	0	0	0	0	0	0	0	0	0	2		
23	T.J. Weeks	g	3-9	3-7	3-4	0	3	3	1	12	0	0	0	0	20		
	Team					0	1	1									
	Totals		15-50	5-26	11-13	4	22	26	14	46	4	11	0	5	200		

FG % 1st Half: 10-28 35.7% 2nd half: 5-22 22.7% Game: 15-50 30.0% Deadball  
 3FG % 1st Half: 2-10 20.0% 2nd half: 3-16 18.8% Game: 5-26 19.2% Rebounds  
 FT % 1st Half: 2-3 66.7% 2nd half: 9-10 90.0% Game: 11-13 84.6% 2

**Virginia 58 • 5-0,1-0 ACC**

##	Player	Total			3-Ptr			Rebounds			PF	TP	A	TO	Blk	Stl	Min
		FG-FGA	FG-FGA	FT-FTA	FG-FGA	FG-FGA	FT-FTA	Off	Def	Tot							
25	Mamadi Diakite	f	2-5	0-1	0-1	2	6	8	2	4	0	1	0	1	21		
00	Kihe Clark	g	3-10	0-2	8-8	0	5	5	4	14	6	3	0	0	35		
02	Braxton Key	g	7-11	0-2	2-3	2	5	7	2	16	0	1	0	3	38		
13	Casey Morsell	g	2-9	1-4	0-0	2	4	6	0	5	3	2	0	1	38		
53	Tomas Woldetensae	g	3-7	1-3	2-2	0	3	3	2	9	0	1	0	1	32		
04	Justin McKoy	g	0-2	0-0	0-0	0	0	0	0	0	0	0	0	0	3		
12	Chase Coleman	g	0-0	0-0	0-0	0	2	2	1	0	0	1	0	1	5		
22	Francisco Caffaro	g	0-0	0-0	0-0	0	0	0	1	0	0	0	0	0	2		
30	Jay Huff	g	5-8	0-2	0-0	3	5	8	2	10	0	1	1	0	26		
	Team					0	1	1									
	Totals		22-52	2-14	12-14	9	31	40	14	58	9	11	1	7	200		

FG % 1st Half: 13-28 46.4% 2nd half: 9-24 37.5% Game: 22-52 42.3% Deadball  
 3FG % 1st Half: 2-9 22.2% 2nd half: 0-5 0.0% Game: 2-14 14.3% Rebounds  
 FT % 1st Half: 1-1 100.0% 2nd half: 11-13 84.6% Game: 12-14 85.7% 1

Officials: Rob Riley,Ron Tyburski,Bo Boroski  
 Technical fouls: Massachusetts-TEAM. Virginia-None.  
 Attendance:  
 2019-20 Men's Basketball. Round: 0. Massachusetts vs Virginia. Played at Moheg

Score by periods	1st	2nd	Total
Massachusetts	24	22	46
Virginia	29	29	58

**Arizona St. 45 • 3-2,0-0 Pac-12**

##	Player	Total			3-Ptr			Rebounds			PF	TP	A	TO	Blk	Stl	Min
		FG-FGA	FG-FGA	FT-FTA	FG-FGA	FG-FGA	FT-FTA	Off	Def	Tot							
04	Kimani Lawrence	f	0-1	0-1	0-0	1	2	3	1	0	0	1	0	1	20		
23	Romello White	f	3-4	0-0	4-6	1	2	3	1	10	0	3	1	0	35		
01	Remy Martin	g	8-16	3-7	2-4	0	1	1	3	21	3	4	0	2	38		
02	Rob Edwards	g	4-9	2-5	0-0	0	6	6	2	10	0	2	0	1	33		
05	Elias Valtonen	g	0-2	0-0	0-0	0	3	3	2	0	0	2	0	0	25		
10	Jaelen House	g	0-2	0-1	0-0	0	4	4	2	0	3	0	0	1	25		
20	Khalid Thomas	g	0-0	0-0	0-0	0	0	0	0	0	1	0	0	2	2		
24	Jalen Graham	g	1-1	0-0	0-0	0	0	0	0	2	0	0	0	0	5		
35	Taeshon Cherry	g	1-7	0-5	0-0	1	0	1	2	2	0	1	1	1	17		
	Team					1	4	5									
	Totals		17-42	5-19	6-10	4	22	26	13	45	7	15	2	8	200		

FG % 1st Half: 7-22 31.8% 2nd half: 10-20 50.0% Game: 17-42 40.5% Deadball  
 3FG % 1st Half: 3-9 33.3% 2nd half: 2-10 20.0% Game: 5-19 26.3% Rebounds  
 FT % 1st Half: 4-5 80.0% 2nd half: 2-5 40.0% Game: 6-10 60.0% 3

**Virginia 48 • 6-0,1-0 ACC**

##	Player	Total			3-Ptr			Rebounds			PF	TP	A	TO	Blk	Stl	Min
		FG-FGA	FG-FGA	FT-FTA	FG-FGA	FG-FGA	FT-FTA	Off	Def	Tot							
25	Mamadi Diakite	f	5-13	2-4	3-3	2	1	3	2	15	1	1	2	1	36		
00	Kihe Clark	g	2-10	0-2	0-0	1	4	5	2	4	2	3	0	0	38		
02	Braxton Key	g	1-7	0-1	0-0	1	7	8	2	2	2	3	1	1	38		
13	Casey Morsell	g	7-12	1-5	4-4	1	1	2	3	19	1	2	0	2	38		
53	Tomas Woldetensae	g	0-2	0-1	0-0	0	0	0	1	0	0	2	0	0	16		
04	Justin McKoy	g	0-0	0-0	0-0	0	1	1	0	0	0	0	0	0	4		
12	Chase Coleman	g	1-3	1-2	0-0	0	1	1	1	3	0	0	0	0	5		
30	Jay Huff	g	2-2	1-1	0-0	2	5	7	2	5	0	2	2	0	25		
	Team					2	2	4									
	Totals		18-49	5-16	7-7	9	22	31	13	48	6	13	5	4	200		

FG % 1st Half: 11-24 45.8% 2nd half: 7-25 28.0% Game: 18-49 36.7% Deadball  
 3FG % 1st Half: 4-9 44.4% 2nd half: 1-7 14.3% Game: 5-16 31.3% Rebounds  
 FT % 1st Half: 0-0 0.0% 2nd half: 7-7 100.0% Game: 7-7 100.0% 0

Officials: Larry Scriotto,Bo Boroski,DJ Cartenson  
 Technical fouls: Arizona St.-None. Virginia-None.  
 Attendance:  
 2019-20 Men's Basketball. Round: 0. Arizona St. vs Virginia. Played at Mohegan

Score by periods	1st	2nd	Total
Arizona St.	21	24	45
Virginia	26	22	48

## THE LAST TIME

### VIRGINIA INDIVIDUALS

- **Scored 30 points:** Kyle Guy vs. Marshall (12/31/18)
- **Scored 40 points:** Sean Singletary (41) at Miami (3/1/08)
- **Two players with 20 points:** De'Andre Hunter (27) and Kyle Guy vs. Texas Tech (4/8/19)
- **Three players with 20 points:** Chris Williams (27), Roger Mason, Jr. (22) and Donald Hand (20) vs. Duke (1/5/00)
- **Four players with 20 points:** Chris Williams (23), Donald Hand (22), Adam Hall (21) and Travis Watson (20) vs. Georgetown (3/15/00)
- **A player with back-to-back 25-point games:** Joe Harris, 26 vs. Virginia Tech (2/12/13), 27 at North Carolina (2/16/13)
- **One player scored in double figures:** Ty Jerome (18) vs. Georgia Tech (2/21/18)
- **No players scored in double figures:** vs. Florida (3/18/17)
- **Five players scored in double figures:** De'Andre Hunter (19), Kyle Guy (15), Ty Jerome (13), Kihei Clark (12), Mamadi Diakite (10) at Notre Dame (1/26/19)
- **Six players scored in double figures:** Sean Singletary (27), Adrian Joseph (13), Jamil Tucker (13), Mamadi Diane (12), Calvin Baker (11), Laurynas Mikalauskas (11), vs. Maryland (3/9/08)
- **Seven players scored in double figures:** Cornel Parker (20), Junior Burrough (15), Ted Jeffries (14), Cory Alexander (13), Jason Williford (12), Yuri Barnes (11) and Doug Smith (11) vs. Clemson (1/13/93)
- **Had 15 rebounds:** Mike Tobey (16) vs. Tenn. State (11/25/14)
- **Had 20 rebounds:** Mike Tobey (20) vs. Louisville (3/5/16)
- **Had 25 rebounds:** Bob Mortell (25) vs. Washington & Lee (2/27/60)
- **Two players with 10 rebounds:** Mamadi Diakite (13) and Braxton Key (10) vs. JMU (11/10/19)
- **Three players with 10 rebounds:** Jay Huff (12), Kihei Clark (11) and Braxton Key (10) at Syracuse (11/6/19)
- **Double-Double:** Mamadi Diakite (19 pts, 13 rebs) and Braxton Key (14 pts, 10 rebs) vs. JMU (11/10/19)
- **Two players had a double-double:** Mamadi Diakite (19 pts, 13 rebs) and Braxton Key (14 pts, 10 rebs) vs. JMU (11/10/19)
- **Three players had a double-double:** Jason Williford (10 pts, 15 rebs), Ted Jeffries (23 pts, 10 rebs), and Cornel Parker (11 pts, 11 rebs) at William & Mary (1/25/93)
- **Double-Double with points and assists:** Ty Jerome (15 points, 11 assists) at North Carolina (2/11/19)
- **Triple-Double:** Ralph Sampson (15 pts, 22 rebs, 10 blks) vs. Old Dominion (12/29/79)
- **Four Double-Doubles in a row:** Mike Scott [5] (27 pts, 15 rebs) vs. Oklahoma (11/23/10), (16 pts, 10 rebs) vs. Wichita State (11/24/10), (17 pts, 12 rebs) at Minnesota (11/29/10), (21 pts, 13 rebs) at Virginia Tech (12/5/10), (10 pts, 13 rebs) vs. Radford (12/7/10)
- **20 points and 20 rebounds:** Travis Watson (21 points, 20 rebounds) vs. Wofford (1/2/03)
- **20 points and 10 rebounds:** Kyle Guy (25 points, 10 rebounds) vs. Purdue (3/30/19)
- **10 assists:** Ty Jerome (10) vs. NC State (3/14/19)
- **5 blocked Shots:** Jay Huff (5) vs. Columbia (11/16/19)
- **5 steals:** Ty Jerome (5) vs. Morgan State (12/3/18)
- **Led UVA in points, rebounds and assists:** Ty Jerome (21 points, 9 rebounds, 6 assists) vs. Auburn (4/6/19)
- **Hit a last second shot to win a game:** De'Andre Hunter at Louisville (3/1/18) [3-pointer at the buzzer]
- **Played every minute:** Kihei Clark (40) at Syracuse (11/6/19)
- **Played more than 40 minutes:** Kyle Guy (45), De'Andre Hunter (45) and Ty Jerome (42) vs. Texas Tech (4/8/19)

### VIRGINIA TEAM

- **Won in Overtime:** vs. Texas Tech (4/8/19)
- **Lost in Overtime:** vs. Virginia Tech, 61-60 (2/10/18)
- **Played Two Overtimes:** at Virginia Tech, 80-78 2 OT (2/12/17)
- **Played Three Overtimes:** vs. Georgetown, L 115-111 (3/15/00)
- **Shot 70 percent for a half:** 70.4% (19-27) vs. Austin Peay - 1st Half (11/13/17)
- **Shot 60 percent in a game:** 60% (33-55) at Boston College (1/9/19)
- **Shot less than 30 percent in a game:** 29.5% (13-44) vs. VCU (12/9/18)
- **Shot 100 percent from the free throw line:** 100% (10-10) at Louisville (2/23/19)
- **Shot 90 percent from the free throw line:** 100% (6-6) vs. Virginia Tech (1/15/19)
- **Shot 70 percent from 3-point line:** 72% (18-25) at Syracuse (3/4/19)
- **Shot less than 30 percent in a half:** 28% (7-25) in 2nd Half vs. Arizona State (11/24/19)
- **Shot less than 20 percent in a half:** 18.2% (4-22) in 1st Half vs. California (12/22/15)
- **Shot 55 percent or better and lost:** 58.5% (31-53) at North Carolina (2/16/13)
- **Shot 50 percent or better and lost:** 52.8% (28-53) at Duke (1/19/19)
- **Attempted 50 FTs:** 52 (made 34) vs. Howard (12/12/94)
- **Attempted 35 3-pointers:** 38 (11-38) vs. Va. Tech (2/10/18)
- **Did Not Attempt a FT:** 0 vs. Wisconsin (11/27/17)
- **Made 30 FTs:** 31 (31 of 36) vs. Tennessee (3/18/07)
- **Made 15 3-pt FGs:** 18 at Syracuse (3/4/19)
- **Failed to make a 3-pt FG:** vs. St. Francis Brooklyn (11/15/16)
- **Had 50 rebounds:** 50 vs. JMU (11/10/19)
- **Had 25 assists:** 26 vs. Iowa State (3/25/16)
- **Had 15 steals:** 16 vs. NC State (2/24/08)
- **Had 10 blocks:** 11 vs. Norfolk State (11/16/14)
- **Scored 50 pts in a half:** 50 vs. Marshall, 2nd half (12/31/18)
- **Scored 60 pts in a half:** 60 vs. Gonzaga, 1st half (1/3/07)
- **Scored 70 pts in a half:** 70 vs. Coastal Carolina, 2nd half (11/20/00)
- **Scored 100 pts (ACC):** 103 vs. Maryland (1/16/07)
- **Scored 100 pts (non-conf):** 100 vs. Marshall (12/31/18)
- **Scored under 20 pts in 1st half:** 17 vs. Florida (3/18/17)
- **Scored under 20 pts in 2nd half:** 19 at No. Carolina (2/18/17)
- **Scored under 50 pts in a game:** 48 vs. Arizona St. (11/24/19)
- **Defeated top-5 opponent:** 65-63 at #4 Duke (1/27/18)
- **Defeated top-5 opponent on the road:** 65-63 at #4 Duke (1/27/18)
- **Defeated top-ranked opponent:** 86-73 vs. #1 North Carolina (1/30/86)
- **Won when trailing by 16 points:** Trained 32-16 during 63-61 vs. Ohio State (11/30/16)
- **Won when trailing by 17 points:** Trained 31-14 during 61-58 overtime win vs. Maryland (3/10/13)

### 2019-20 UVA MISCELLANEOUS STATISTICS

Largest halftime lead: 14 vs. Columbia (11/10/19)  
 Largest halftime deficit: N/A  
 Largest halftime deficit overcome in a win: N/A  
 Largest halftime lead surrendered in a loss: N/A  
 Largest deficit overcome in a win: 9 vs. Arizona State (11/24/19)  
 Largest lead surrendered in a loss: N/A  
 Largest deficit at any time: 9 vs. Arizona State (11/24/19)  
 Largest lead at any time: 31 vs. JMU (11/10/19)  
 Most consecutive points scored: 14 vs. Vermont (11/19/19)  
 Most consecutive points allowed: 19, vs. Arizona State (11/24/19)  
 Longest scoring drought: 9:43 vs. Arizona State (11/6/19)  
 Longest opponent scoring drought: 9:04 at Syracuse (11/6/19) & 8:43 vs. Vermont (11/19/19)

### OPPONENT INDIVIDUALS

- **Scored 30 points:** Anthony Lamb (30), Vermont (11/19/19)
- **Scored 35 points:** Carsen Edwards (42), Purdue (3/30/19)
- **Scored 40 points:** Carsen Edwards (42), Purdue (3/30/19)
- **Scored 50 points:** Len Chappell (50), Wake (2/12/62)
- **Two players with 20 points:** Andrew White (23) and Tyus Battle (23) at Syracuse (2/4/17)
- **Two players with 25 points:** RJ Barrett (30) and Zion Williamson (27) at Duke (1/19/19)
- **Three players with 20 points:** Jordan McRae (21), Jarnell Stokes (20), Josh Richardson (20), at Tennessee (12/30/13)
- **Two players with 30 points:** Trevor Powell (31) and Tony Smith (31), at Marquette (2/3/90)
- **No players scored in double figures:** Florida State (1/5/19)
- **Five players scored in double figures:** Brandone Francis (17), Davide Moretti (15), Jarrett Culver (15), Kyler Edwards (12) and Matt Mooney (10) vs. Texas Tech (4/8/19)
- **Six players scored in double figures:** C.J. Harris (15), Ari Stewart (12), Travis McKie (12), J.T. Terrell (11), Ty Walker (11), Gary Clark (10), at Wake Forest (1/29/11)
- **Seven players scored in double figures:** Stanley Burrell (15), Drew Lavender (13), C.J. Anderson (12), B.J. Raymond (12), Josh Duncan (11), Charles Bronson (11), and Jason Love (10), at Xavier (1/3/08)
- **Double-Double:** Matt Lewis (14 points, 10 rebounds), JMU (11/10/19)
- **Double-Double with points and assists:** Keifer Sykes (21 pts, 10 assts) at Green Bay (12/7/13)
- **Two players had a double-double:** Marvin Bagley III (30 pts, 14 rebs) & Wendell Carter Jr. (14 pts, 15 rebs), Duke (1/27/18)
- **Had 15 rebounds:** John Mooney (15), Notre Dame (2/16/19)
- **Had 20 rebounds:** Tim Duncan (23), Wake Forest (2/22/97)
- **Had 10 assists:** Keifer Sykes (10), at Green Bay (12/7/13)
- **5 Blocked Shots:** Ben Lammers (6), at Georgia Tech (1/18/18)
- **5 Steals:** Briante Weber (5), VCU (12/6/14)
- **Hit a last second shot to win a game:** Donte DiVincenzo, Villanova (12/31/16), tip-in at the end of regulation

### OPPONENT TEAM

- **Shot less than 30 percent in a game:** 28.6% (16-56), Columbia (11/10/19)
- **Shot less than 30 percent in a game (ACC):** 23.6% (13-55), at Syracuse (11/6/19)
- **Shot 60 percent in a game:** 63.8% (37-58), at Xavier (1/3/08)
- **Shot 55 percent or better and lost:** 55.3% (26-47), Cleveland State (11/25/09)
- **Scored 100 pts:** 106, Washington (11/22/10)
- **Scored 90 pts in an ACC game:** 93, North Carolina (2/16/13)
- **Scored 60 pts in a half:** 60, at Miami, 2nd half (3/1/08)
- **Scored 50 pts in a half:** 53, vs. UMBC, 2nd half (3/16/18)
- **Scored under 10 pts in 1st half:** 7, at Pitt (2/24/18)
- **Scored under 20 pts in 1st half:** 18, vs. Vermont (11/19/19)
- **Scored under 20 pts in 2nd half:** 11, vs. JMU (11/10/19)
- **Scored under 40 pts in a game:** 34, JMU (11/10/19)
- **Had 25 assists:** 27, at Xavier (1/3/08)
- **Had 15 steals:** 15, VMI (11/16/08)
- **Had 10 blocks:** 10 at Maryland (3/5/11)
- **Failed to make a 3-pt FG:** Georgia Tech (1/22/15)

# JOHN PAUL JONES ARENA RECORDS

## VIRGINIA PLAYERS

Points:	40, J.R. Reynolds vs. Wake Forest, 1/21/07
Most 1st Half Points:	23, Sean Singletary vs. Virginia Tech, 1/16/08
Most 2nd Half Points:	26, Sylven Landesberg vs. Boston College, 2/4/09
Rebounds:	20, Mike Tobey vs. Louisville, 3/5/16
Field Goals:	13, Sylven Landesberg vs. Boston College, 2/4/09
Field Goal Attempts:	23, Sylven Landesberg vs. Boston College, 2/4/09
Field Goal Pct.:	1.000 (9-9), Mike Scott vs. Wake Forest, 2/8/12
3-Point Field Goals:	8, Mustapha Farrakhan vs. Howard, 1/4/11
3-Point FG Attempts:	12, Sean Singletary vs. Gonzaga, 1/3/07 12, Sean Singletary vs. Georgia Tech, 2/24/07
3-Point FG Pct.:	1.000 (5-5), Malcolm Brogdon vs. Boston College, 2/3/16 1.000 (5-5), Justin Anderson vs. Tennessee State, 11/25/14 1.000 (4-4), De'Andre Hunter vs. Coppin State, 11/16/18 1.000 (4-4), London Perrantes vs. Miami, 2/26/14 1.000 (4-4), Joe Harris vs. Hampton, 11/26/13
Free Throws Made:	14, Sean Singletary vs. Hampton, 12/16/06 14, Sylven Landesberg vs. Florida State, 1/24/09
Free Throw Attempts:	16, Sean Singletary vs. Hampton, 12/16/06
FT Pct.:	1.000 (14-14), Sylven Landesberg vs. Florida State, 1/24/09 1.000 (12-12), Malcolm Brogdon vs. Villanova, 12/19/15
Assists:	12 by Ty Jerome vs. Virginia Tech, 1/15/19
Steals:	7, Sean Singletary vs. NC State, 2/24/08
Blocks:	5, 8x, last by Jay Huff vs. Columbia, 11/16/19

## VIRGINIA TEAM

Most Points:	108 vs. Gonzaga, 1/3/07
Fewest Points:	38 vs. Wisconsin, 12/4/13
Most 1st Half:	60 vs. Gonzaga, 1/3/07
Fewest 1st Half:	15 vs. Iowa State, 12/30/10
Most 2nd Half:	57 vs. Arizona, 11/12/06
Fewest 2nd Half:	15 vs. Duke, 2/16/11
Rebounds:	54 vs. UMES, 11/26/06
Field Goals:	43 vs. VMI, 11/16/08
Field Goal Attempts:	82 vs. UNC, 1/15/09
Field Goal Pct.:	.667 (32-48) vs. Howard, 1/4/11
3-Pt. FG:	18 vs. Gonzaga, 1/3/07
3-Pt. FG Attempts:	38 vs. Virginia Tech, 2/10/18
3-Point FG Pct.:	.727 (8-11) vs. North Texas, 11/20/12
Free Throws:	39 vs. Maryland, 1/16/07
FT Attempted:	49 vs. Maryland, 1/16/07
Fewest FT Attempted:	0 vs. Wisconsin, 11/27/17
Free Throw Pct.:	1.000 (19-19) vs. Winthrop, 11/15/11
Assists:	24 vs. Howard, 11/14/07 24 vs. VMI, 11/16/08
Steals:	16 vs. NC State, 2/24/08
Blocks:	12 vs. Longwood, 2/13/07
Most Turnovers:	21 vs. Longwood, 12/7/07 21 vs. Hampton, 12/19/07
Fewest Turnovers:	2 vs. Louisville, 2/7/15

## MISCELLANEOUS

Biggest Comeback:	19 points vs. Arizona, 11/12/06
Biggest Lead Given up in a Loss:	14 points vs. Bradley, 3/26/08
Largest Lead:	59 vs. Coppin State, 11/16/18 57 points vs. Grambling State, 11/22/16
Biggest Deficit:	38 points vs. Clemson, 2/7/08
Largest Margin of Victory:	57 vs. Coppin State, 11/16/18 56 points vs. Grambling State, 11/22/16
Largest Margin of Defeat:	31 points vs. Clemson, 2/7/08
Overtime Games (Record):	9 (4-5); Last: 54-48 loss vs. Miami, 2/20/17

## OPPONENT PLAYERS

Points:	32, 3x last by DeWayne Jackson, Morgan State, 12/19/12
Most 1st Half Points:	19, DeWayne Jackson, Morgan State, 12/19/12
Most 2nd Half Points:	28, Talor Battle, Penn State, 11/30/09
Rebounds:	16, 2x last by Jamelle Hagins, Delaware, 11/13/12
Field Goals:	13, Elijah Millsap, UAB, 12/30/09
Field Goal Attempts:	24, Malcolm Delaney, Virginia Tech, 1/28/10
Field Goal Pct.:	.875 (7-8), Ahmed Grant, UNC Wilmington, (1/18/10)
3-Point Field Goals:	8, K.C. Rivers, Clemson, 2/7/08
3-Pt. FG Attempts:	15, Malcolm Delaney, Virginia Tech, 2/19/11
3-Pt. FG Pct.:	1.000 (5-5), Tony Dukes, USC Upstate, 11/15/10
Free Throws Made:	15, Tyler Hansbrough, North Carolina, 1/15/09
FT Attempted:	17, Tyler Hansbrough, North Carolina, 1/15/09
FT Pct.:	1.000 (8-8), Tyrese Rice, Boston College, 2/4/09 1.000 (8-8), Sean Mosley, Maryland, 3/6/10 1.000 (7-7), Roy Devyn Marble, Iowa, 3/27/13
Assists:	11, Cliff Hammonds, Clemson, 2/7/08
Steals:	5, Jon Scheyer, Duke, 2/28/10
Blocks:	6, Eric Hall, Radford, 11/21/08

## OPPONENT TEAM

Most Points:	97, VMI, 11/16/08
Fewest Points:	27, Harvard, 12/21/14
Most 1st Half:	50, North Carolina, 1/15/09
Fewest 1st Half:	8, Harvard, 12/21/14
Most 2nd Half:	61, Gonzaga, 1/3/07
Fewest 2nd Half:	11, JMU, 11/10/19
Rebounds:	48, North Carolina, 2/25/12
Field Goals:	37, VMI, 11/16/08
Field Goal Attempts:	79, VMI, 11/16/08
Field Goal Pct.:	.566 (30-53) Liberty, 11/25/08
3-Pt. FG:	16, Clemson, 2/7/08
3-Pt. FG Attempts:	39, Hartford, 12/30/07
3-Point FG Pct.:	.619 (13-21) Duke, 2/9/19
Free Throws:	26, Boston College, 2/4/09
FT Attempted:	31, Boston College, 2/4/09
Free Throw Pct.:	1.000 (15-15) Iowa, 3/27/13
Assists:	22, Clemson, 2/7/08
Steals:	15, VMI, 11/16/08
Blocks:	10, Radford, 11/21/08 10, North Carolina, 1/15/09
Most Turnovers:	25, NC State, 2/24/08
Fewest Turnovers:	4, Clemson, 1/31/12

## RECORD AT JOHN PAUL JONES ARENA

2006-07 to present	226 games - 184-42 (.814)
--------------------	---------------------------

## LONGEST WINNING STREAKS

24 games from 2/7/15 vs. Louisville through 11/30/16 vs. Ohio State
21 games from 12/21/13 vs. Northern Iowa through 1/22/15 vs. Georgia Tech

## LONGEST ACC WINNING STREAK

21 games from 1/6/13 vs. North Carolina through 1/22/15 vs. Georgia Tech
--

## LONGEST LOSING STREAK

4 games from 2/6/10 vs. Wake Forest through 3/6/10 vs. Maryland
---





# ○ KIHEI CLARK

**Guard • 5-9 • 163**  
**Sophomore**  
**Woodland Hills, Calif. • Taft Charter**

## 2019-20 HIGHLIGHTS

- Recorded first career double-double with 10 points and career-high 11 rebounds, and added seven assists in a career-high 40 minutes at Syracuse (11/6/19)
- Dished out six assists against JMU (11/10/19)
- Scored 10 points with five assists and a block against Columbia (11/16/19)
- Scored career-high 15 points with a career-high five field goals against Vermont (11/19/19)
- Went 8-for-8 from the free throw line to finish with 14 points and had six assists and five rebounds against UMass (11/23/19)

## 2019-20 GAME-BY-GAME

Opponent	GP-GS	FG	3FG	FT	O-D	Reb	A	TO	Blk	Stl	PF	Min	Pts
Syracuse	1-1	3-9	2-8	2-2	0-11	11	7	3	0	1	0	40	10
JMU	2-2	2-7	1-5	0-0	1-2	3	6	3	0	2	0	28	5
Columbia	3-3	4-9	2-3	0-0	0-3	3	5	1	1	0	1	30	10
Vermont	4-4	5-7	3-4	2-3	0-3	3	4	2	1	0	4	32	15
UMass	5-5	3-10	0-2	8-8	0-5	5	6	3	0	0	4	35	14
Arizona State	6-6	2-10	0-2	0-0	1-4	5	2	3	0	0	2	38	4

## CAREER HIGHS

Points	15 vs. Vermont (11/19/19)
FGs	5 vs. Vermont (11/19/19)
3FGs	3, 4x - last vs. Vermont (11/19/19)
FTs	8 vs. UMass (11/23/19)
Rebounds	11 at Syracuse (11/6/19)
Assists	7 at Syracuse (11/6/19)
Turnovers	6 vs. Miami (2/2/19)
Blocks	1, 2x - last vs. Vermont (11/19/19)
Steals	3, 2x - last at North Carolina (2/11/19)
Minutes	40 at Syracuse (11/6/19)

## SEASON HIGHS

Points	15 vs. Vermont (11/19/19)
FGs	5 vs. Vermont (11/19/19)
3FGs	3, 4x - last vs. Vermont (11/19/19)
FTs	8 vs. UMass (11/23/19)
Rebounds	11 at Syracuse (11/6/19)
Assists	7 at Syracuse (11/6/19)
Turnovers	3, 2x - last vs. JMU (11/10/19)
Blocks	1, 2x - last vs. Vermont (11/19/19)
Steals	2 vs. JMU (11/10/19)
Minutes	40 at Syracuse (11/6/19)

## CAREER STATISTICS

Year	G-GS	Min-Avg.	FG-FGA	Pct.	3FG-3FGA	Pct.	FT-FTA	Pct.	Off-Def.	Reb-Avg.	PF-DQ	Ast	TO	Blk	Stl	Pts-Avg
2018-19	38-20	1018-26.8	55-157	.350	29-85	.341	33-40	.825	16-73	89-2.3	52-0	97	39	0	28	172-4.5
2019-20	6-6	203-33.8	19-52	.365	8-24	.333	12-13	.923	2-28	30-5.0	11-0	30	15	2	3	58-9.7
<b>TOTAL</b>	<b>44-26</b>	<b>1221-27.8</b>	<b>74-209</b>	<b>.354</b>	<b>37-109</b>	<b>.339</b>	<b>45-53</b>	<b>.849</b>	<b>18-101</b>	<b>119-2.7</b>	<b>63-0</b>	<b>127</b>	<b>54</b>	<b>2</b>	<b>31</b>	<b>230-5.2</b>

## CAREER ACC STATISTICS

Year	G-GS	Min-Avg.	FG-FGA	Pct.	3FG-3FGA	Pct.	FT-FTA	Pct.	Off-Def.	Reb-Avg.	PF-DQ	Ast	TO	Blk	Stl	Pts-Avg
2018-19	18-8	433-24.1	21-62	.339	13-35	.371	7-9	.778	7-30	37-2.1	19-0	38	16	0	11	62-3.4
2019-20	1-1	40-40.0	3-9	.333	2-8	.250	2-2	1.000	0-11	11-11.0	0-0	7	3	0	1	10-10.0
<b>TOTAL</b>	<b>19-9</b>	<b>473-24.9</b>	<b>24-71</b>	<b>.338</b>	<b>15-44</b>	<b>.341</b>	<b>9-11</b>	<b>.818</b>	<b>7-41</b>	<b>48-2.5</b>	<b>19-0</b>	<b>45</b>	<b>19</b>	<b>0</b>	<b>12</b>	<b>72-3.8</b>



# 2 BRAXTON KEY

Guard • 6-8 • 230

Senior

Charlotte, N.C. • Oak Hill Academy [Alabama]

## 2019-20 HIGHLIGHTS

- Grabbed 10 rebounds and had seven points at Syracuse (11/6/19)
- Recorded first career double-double with 14 points and 10 rebounds against JMU (11/10/19)
- Scored nine points with team-high nine rebounds against Columbia (11/16/19)
- Scored 14 points in a career-high 38 minutes vs. Vermont (11/19/19)
- Led the team with 16 points along with seven rebounds and season-high three steals against UMass (11/23/19)
- Had a team-high eight rebounds against Arizona State (11/24/19)

## 2019-20 GAME-BY-GAME

Opponent	GP-GS	FG	3FG	FT	O-D	Reb	A	TO	Blk	Stl	PF	Min	Pts
Syracuse	1-1	3-10	0-5	1-2	1-9	10	2	2	0	2	2	33	7
JMU	2-2	5-8	2-3	2-2	3-7	10	2	1	0	1	0	29	14
Columbia	3-3	4-7	0-1	1-3	4-5	9	0	0	0	1	0	21	9
Vermont	4-4	4-7	2-5	4-5	1-5	6	4	4	1	0	3	38	14
UMass	5-5	7-11	0-2	2-3	2-5	7	0	1	0	3	2	38	16
Arizona State	6-6	1-7	0-1	0-0	1-7	8	2	3	1	1	2	38	2

## CAREER HIGHS

Points	26 at Georgia (1/26/17) *
FGs	8 vs. Florida (1/10/17) *
3FGs	3, 3x - last at Georgia (1/26/17) *
FTs	10 vs. Mississippi State (1/28/17) *
Rebounds	11 vs. Vanderbilt (1/7/17) *
Assists	7 vs. LSU (2/8/17) *
Turnovers	5, 7x - last vs. Richmond (3/14/17) *
Blocks	2, 13x - last vs. Louisville (3/9/19)
Steals	4, 2x - last vs. Dayton (11/22/18)
Minutes	38 vs. Vermont (11/19/19)

\* - at Alabama

## SEASON HIGHS

Points	16 vs. UMass (11/23/19)
FGs	7 vs. UMass (11/23/19)
3FGs	2, 2x - last vs. Vermont (11/19/19)
FTs	4 vs. Vermont (11/19/19)
Rebounds	10, 2x - last vs. JMU (11/10/19)
Assists	4 vs. Vermont (11/19/19)
Turnovers	4 vs. Vermont (11/19/19)
Blocks	1 vs. Vermont (11/19/19)
Steals	3 vs. UMass (11/23/19)
Minutes	38 vs. Vermont (11/19/19)

## CAREER STATISTICS

Year	G-GS	Min-Avg.	FG-FGA	Pct.	3FG-3FGA	Pct.	FT-FTA	Pct.	Off-Def.	Reb-Avg.	PF-DQ	Ast	TO	Blk	Stl	Pts-Avg
2016-17	34-30	1012-29.8	139-321	.433	32-97	.330	97-153	.634	54-139	193-5.7	86-0	86	106	21	21	407-12.0
2017-18	26-17	656-25.2	65-159	.409	16-64	.250	36-54	.667	37-101	138-5.3	51-0	48	46	11	27	182-7.0
2018-19	38-6	753-19.8	74-171	.433	18-59	.305	49-67	.731	50-150	200-5.3	66-0	38	28	21	36	215-5.7
2019-20	6-6	198-33.0	24-50	.480	4-17	.235	10-15	.667	12-38	50-8.3	9-0	10	11	2	8	62-10.3
<b>TOTAL</b>	<b>104-59</b>	<b>2619-25.2</b>	<b>302-701</b>	<b>.431</b>	<b>70-237</b>	<b>.295</b>	<b>192-289</b>	<b>.664</b>	<b>153-428</b>	<b>581-5.6</b>	<b>212-0</b>	<b>182</b>	<b>191</b>	<b>55</b>	<b>92</b>	<b>866-8.3</b>

## CAREER ACC STATISTICS

Year	G-GS	Min-Avg.	FG-FGA	Pct.	3FG-3FGA	Pct.	FT-FTA	Pct.	Off-Def.	Reb-Avg.	PF-DQ	Ast	TO	Blk	Stl	Pts-Avg
2018-19	18-1	385-21.4	38-96	.396	10-34	.294	27-36	.750	23-77	100-5.6	28-0	22	15	15	15	113-6.3
2018-19	1-1	33-33.0	3-10	.300	0-5	.000	1-2	.500	1-9	10-10.0	2-0	2	2	0	2	7-7.0
<b>TOTAL</b>	<b>19-2</b>	<b>418-22.0</b>	<b>41-106</b>	<b>.386</b>	<b>10-39</b>	<b>.256</b>	<b>28-38</b>	<b>.737</b>	<b>24-86</b>	<b>110-5.8</b>	<b>30-0</b>	<b>24</b>	<b>17</b>	<b>15</b>	<b>17</b>	<b>120-6.3</b>



# 4 JUSTIN MCCOY

**Forward • 6-8 • 221**  
**Freshman**  
**Cary, N.C. • Panther Creek**

## 2019-20 HIGHLIGHTS

- Made collegiate debut at Syracuse (11/6/19)
- Scored first collegiate basket and finished with four points vs. JMU (11/10/19)

## 2019-20 GAME-BY-GAME

Opponent	GP-GS	FG	3FG	FT	O-D	Reb A	TO	Blk	Stl	PF	Min	Pts
Syracuse	1-0	0-0	0-0	0-0	0-0	0	0	1	0	0	3	0
JMU	2-0	2-4	0-0	0-0	0-2	2	0	1	0	0	2	4
Columbia	3-0	0-2	0-0	0-0	0-0	0	0	1	0	0	0	12
Vermont	4-0	0-0	0-0	0-0	0-1	1	0	0	1	0	0	4
UMass	5-0	0-2	0-0	0-0	0-0	0	0	0	0	0	3	0
Arizona State	6-0	0-0	0-0	0-0	0-1	1	0	0	0	0	4	0

## CAREER/SEASON HIGHS


Points	2 vs. JMU (11/10/19)
FGs	2 vs. JMU (11/10/19)
3FGs	-
FTs	-
Rebounds	2 vs. JMU (11/10/19)
Assists	-
Turnovers	1, 2x - last vs. JMU (11/10/19)
Blocks	1 vs. Vermont (11/19/19)
Steals	-
Minutes	12 vs. JMU (11/10/19)

## CAREER STATISTICS

Year	G-GS	Min-Avg.	FG-FGA	Pct.	3FG-3FGA	Pct.	FT-FTA	Pct.	Off-Def.	Reb-Avg.	PF-DQ	Ast	TO	Blk	Stl	Pts-Avg
2019-20	6-0	38-6.3	2-8	.250	0-0	.000	0-0	.000	0-4	4-0.7	2-0	0	3	1	0	4-0.4
<b>TOTAL</b>	<b>6-0</b>	<b>38-6.3</b>	<b>2-8</b>	<b>.250</b>	<b>0-0</b>	<b>.000</b>	<b>0-0</b>	<b>.000</b>	<b>0-4</b>	<b>4-0.7</b>	<b>2-0</b>	<b>0</b>	<b>3</b>	<b>1</b>	<b>0</b>	<b>4-0.4</b>

## CAREER ACC STATISTICS

Year	G-GS	Min-Avg.	FG-FGA	Pct.	3FG-3FGA	Pct.	FT-FTA	Pct.	Off-Def.	Reb-Avg.	PF-DQ	Ast	TO	Blk	Stl	Pts-Avg
2019-20	1-0	3-3.0	0-0	.000	0-0	.000	0-0	.000	0-0	0-0.0	0-0	0	1	0	0	0-0.0
<b>TOTAL</b>	<b>1-0</b>	<b>3-3.0</b>	<b>0-0</b>	<b>.000</b>	<b>0-0</b>	<b>.000</b>	<b>0-0</b>	<b>.000</b>	<b>0-0</b>	<b>0-0.0</b>	<b>0-0</b>	<b>0</b>	<b>1</b>	<b>0</b>	<b>0</b>	<b>0-0.0</b>



# 13 CASEY MORSELL

Guard • 6-3 • 195

Freshman

Fort Washington, Md. • St. John's College

## 2019-20 HIGHLIGHTS

- Made collegiate debut at Syracuse (11/6/19)
- First true freshman to start season-opener at UVA since Taylor Barnette, Justin Anderson and Mike Tobey at George Mason (Nov. 9, 2012)
- Played a career-high 28 minutes against Vermont (11/19/19)
- Had career-high six rebounds and three assists against UMass (11/23/19)
- Named to Air Force Reserve All-Tournament Team after scoring career-high 19 points in title game against Arizona State (11/24/19)

## 2019-20 GAME-BY-GAME

Opponent	GP-GS	FG	3FG	FT	O-D	Reb	A	TO	Blk	Stl	PF	Min	Pts
Syracuse	1-1	1-6	1-6	0-0	1-1	2	1	2	1	0	2	26	3
JMU	2-2	0-9	0-5	0-0	0-3	3	1	2	1	0	3	26	0
Columbia	3-2	1-6	0-3	0-2	0-3	3	1	1	0	1	1	24	2
Vermont	4-2	1-6	0-3	0-0	0-1	1	1	0	0	0	1	28	2
UMass	5-3	2-9	1-4	0-0	2-4	6	3	2	0	1	0	38	5
Arizona State	6-4	7-12	1-5	4-4	1-1	2	1	2	0	2	3	38	19

## CAREER/SEASON HIGHS

Points	19 vs. Arizona St. (11/24/19)
FGs	7 vs. Arizona St. (11/24/19)
3FGs	1, 3x - last vs. Arizona St. (11/24/19)
FTs	4 vs. Arizona St. (11/24/19)
Rebounds	6 vs. UMass (11/23/19)
Assists	3 vs. UMass (11/23/19)
Turnovers	2, 4x - last vs. Arizona St. (11/24/19)
Blocks	1, 2x - last vs. JMU (11/10/19)
Steals	2 vs. Arizona St. (11/24/19)
Minutes	38, 2x - last vs. Arizona St. (11/24/19)

## CAREER STATISTICS

Year	G-GS	Min-Avg.	FG-FGA	Pct.	3FG-3FGA	Pct.	FT-FTA	Pct.	Off-Def.	Reb-Avg.	PF-DQ	Ast	TO	Blk	Stl	Pts-Avg
2019-20	6-4	180-30.0	12-48	.250	3-26	.115	4-6	.667	4-13	17-2.8	10-0	8	9	2	4	31-5.2
<b>TOTAL</b>	<b>6-4</b>	<b>180-30.0</b>	<b>12-48</b>	<b>.250</b>	<b>3-26</b>	<b>.115</b>	<b>4-6</b>	<b>.667</b>	<b>4-13</b>	<b>17-2.8</b>	<b>10-0</b>	<b>8</b>	<b>9</b>	<b>2</b>	<b>4</b>	<b>31-5.2</b>

## CAREER ACC STATISTICS

Year	G-GS	Min-Avg.	FG-FGA	Pct.	3FG-3FGA	Pct.	FT-FTA	Pct.	Off-Def.	Reb-Avg.	PF-DQ	Ast	TO	Blk	Stl	Pts-Avg
2019-20	1-1	26-26.0	1-6	.167	1-6	.167	0-0	.000	1-1	2-2.0	2-0	1	2	1	0	3-3.0
<b>TOTAL</b>	<b>1-1</b>	<b>26-26.0</b>	<b>1-6</b>	<b>.167</b>	<b>1-6</b>	<b>.167</b>	<b>0-0</b>	<b>.000</b>	<b>1-1</b>	<b>2-2.0</b>	<b>2-0</b>	<b>1</b>	<b>2</b>	<b>1</b>	<b>0</b>	<b>3-3.0</b>



# 22 FRANCISCO CAFFARO

Center • 7-0 • 244  
Redshirt Freshman  
El Trebo, Santa Fe, Argentina • NBA Global Academy

## 2019-20 HIGHLIGHTS

- Missed first part of season due to injury
- Scored three points in collegiate debut vs. Columbia (11/16/19)

## 2019-20 GAME-BY-GAME

Opponent	GP-GS	FG	3FG	FT	O-D	Reb	A	TO	Blk	Stl	PF	Min	Pts
Syracuse	DNP												
JMU	DNP												
Columbia	1-0	1-1	0-0	1-2	0-0	0	0	2	0	1	2	7	3
Vermont	DNP												
UMass	2-0	0-0	0-0	0-0	0-0	0	0	0	0	0	1	2	0
Arizona State	DNP												

## CAREER HIGHS


Points	3 vs. Columbia (11/16/19)
FGs	1 vs. Columbia (11/16/19)
3FGs	-
FTs	1 vs. Columbia (11/16/19)
Rebounds	-
Assists	-
Turnovers	2 vs. Columbia (11/16/19)
Blocks	-
Steals	1 vs. Columbia (11/16/19)
Minutes	7 vs. Columbia (11/16/19)

## SEASON HIGHS

Points	3 vs. Columbia (11/16/19)
FGs	1 vs. Columbia (11/16/19)
3FGs	-
FTs	1 vs. Columbia (11/16/19)
Rebounds	-
Assists	-
Turnovers	2 vs. Columbia (11/16/19)
Blocks	-
Steals	1 vs. Columbia (11/16/19)
Minutes	7 vs. Columbia (11/16/19)

## CAREER STATISTICS

Year	G-GS	Min-Avg.	FG-FGA	Pct.	3FG-3FGA	Pct.	FT-FTA	Pct.	Off-Def.	Reb-Avg.	PF-DQ	Ast	TO	Blk	Stl	Pts-Avg
2019-20	2-0	9-4.5	1-1	1.000	0-0	.000	1-2	.500	0-0	0-0.0	3-0	0	2	0	1	3-1.5
<b>TOTAL</b>	<b>2-0</b>	<b>9-4.5</b>	<b>1-1</b>	<b>1.000</b>	<b>0-0</b>	<b>.000</b>	<b>1-2</b>	<b>.500</b>	<b>0-0</b>	<b>0-0.0</b>	<b>3-0</b>	<b>0</b>	<b>2</b>	<b>0</b>	<b>1</b>	<b>3-1.5</b>



# 23 KODY STATTMANN

Guard • 6-7 • 200

Sophomore

Bentley Park, Queensland, Australia • St. Augustine's College

## 2019-20 HIGHLIGHTS

- Scored five points in 21 minutes at Syracuse (11/6/19)
- Finished with eight points and made first career start against JMU (11/10/19)
- Blocked career-high three shots against Columbia (11/16/19)
- Missed last three games due to illness

## 2019-20 GAME-BY-GAME

Opponent	GP-GS	FG	3FG	FT	O-D	Reb	A	TO	Blk	Stl	PF	Min	Pts
Syracuse	1-0	2-4	1-3	0-0	1-2	3	2	1	1	0	0	21	5
JMU	2-1	2-9	0-6	4-4	1-1	2	0	2	1	2	2	31	8
Columbia	3-2	1-6	0-2	1-1	0-2	2	1	1	3	0	1	29	3
Vermont	DNP												
UMass	DNP												
Arizona State	DNP												

## CAREER HIGHS

Points	9 vs. Morgan State (12/3/18)
FGs	2, 3x - last vs. JMU (11/10/19)
3FGs	1, 4x - last at Syracuse (11/6/19)
FTs	4, 3x - last vs. JMU (11/10/19)
Rebounds	3 at Syracuse (11/6/19)
Assists	2 at Syracuse (11/6/19)
Turnovers	2, 2x - last vs. JMU (11/10/19)
Blocks	3 vs. Columbia (11/16/19)
Steals	2 vs. JMU (11/10/19)
Minutes	31 vs. JMU (11/10/19)

## SEASON HIGHS

Points	8 vs. JMU (11/10/19)
FGs	2, 2x - last vs. JMU (11/10/19)
3FGs	1 at Syracuse (11/6/19)
FTs	4 vs. JMU (11/10/19)
Rebounds	3 at Syracuse (11/6/19)
Assists	2 at Syracuse (11/6/19)
Turnovers	2 vs. JMU (11/10/19)
Blocks	3 vs. Columbia (11/16/19)
Steals	2 vs. JMU (11/10/19)
Minutes	31 vs. JMU (11/10/19)

## CAREER STATISTICS

Year	G-GS	Min-Avg.	FG-FGA	Pct.	3FG-3FGA	Pct.	FT-FTA	Pct.	Off-Def.	Reb-Avg.	PF-DQ	Ast	TO	Blk	Stl	Pts-Avg
2018-19	18-0	73-4.1	9-21	.429	4-15	.267	8-9	.889	2-9	11-0.6	8-0	2	5	0	1	30-1.7
2019-20	3-2	81-27.0	5-19	.263	1-11	.091	5-5	1.000	2-5	7-2.3	3-0	3	4	5	2	16-5.3
<b>TOTAL</b>	<b>21-2</b>	<b>154-7.3</b>	<b>14-40</b>	<b>.350</b>	<b>5-26</b>	<b>.192</b>	<b>13-14</b>	<b>.929</b>	<b>4-14</b>	<b>18-0.9</b>	<b>11-0</b>	<b>5</b>	<b>9</b>	<b>5</b>	<b>3</b>	<b>46-2.2</b>

## CAREER ACC STATISTICS

Year	G-GS	Min-Avg.	FG-FGA	Pct.	3FG-3FGA	Pct.	FT-FTA	Pct.	Off-Def.	Reb-Avg.	PF-DQ	Ast	TO	Blk	Stl	Pts-Avg
2018-19	9-0	28-3.1	2-5	.400	2-4	.500	0-1	.000	0-5	5-0.6	4-0	0	3	0	0	6-0.7
2019-20	1-0	21-21.0	2-4	.500	1-3	.333	0-0	.000	1-2	3-3.0	0-0	2	1	1	0	5-5.0
<b>TOTAL</b>	<b>10-0</b>	<b>49-4.9</b>	<b>4-9</b>	<b>.444</b>	<b>3-7</b>	<b>.429</b>	<b>0-1</b>	<b>.000</b>	<b>1-7</b>	<b>8-0.8</b>	<b>4-0</b>	<b>2</b>	<b>4</b>	<b>1</b>	<b>0</b>	<b>11-1.1</b>



# 25 MAMADI DIAKITE

**Forward • 6-9 • 224**  
**Redshirt Senior**  
**Conakry, Guinea, Africa • Blue Ridge School (Va.)**

## 2019-20 HIGHLIGHTS

- Scored team-high 12 points and had six rebounds and two blocks at Syracuse (11/6/19)
- Had career-highs with 19 points and 13 rebounds for first career double-double against JMU (11/10/19)
- Finished with 13 points and eight rebounds in 20 minutes against Columbia (11/16/19)
- Made career-high three three-pointers and matched his career high with 19 points against Vermont (11/19/19)
- Air Force Reserve All-Tournament Team
- Matched team-high with eight rebounds against UMass (11/23/19)
- Scored 15 points against Arizona State in Air Force Reserve title game

## 2019-20 GAME-BY-GAME

Opponent	GP-GS	FG	3FG	FT	O-D	Reb	A	TO	Blk	Stl	PF	Min	Pts
Syracuse	1-1	6-10	0-0	0-0	4-2	6	1	2	2	1	1	34	12
JMU	2-2	8-16	1-3	2-4	3-10	13	0	0	2	1	1	29	19
Columbia	3-3	4-10	1-3	4-6	3-5	8	0	2	0	1	1	20	13
Vermont	4-4	8-15	3-3	0-0	0-6	6	0	1	1	1	1	35	19
UMass	5-5	2-5	0-1	0-1	2-6	8	0	1	0	1	2	21	4
Arizona State	6-6	5-13	2-4	3-3	2-1	3	1	1	2	1	2	36	15

## CAREER HIGHS

Points	19, 2x - last vs. Vermont (11/19/19)
FGs	9 at Boston College (1/9/19)
3FGs	3 vs. Vermont (11/19/19)
FTs	5 vs. Texas Tech (4/8/19)
Rebounds	13 vs. JMU (11/10/19)
Assists	2 vs. William & Mary (12/22/18)
Turnovers	4 vs. Wisconsin (11/28/17)
Blocks	5 vs. Auburn (4/6/19)
Steals	3 vs. Marshall (12/31/18)
Minutes	42 vs. Purdue (3/30/19)

## SEASON HIGHS

Points	19, 2x - last vs. Vermont (11/19/19)
FGs	8, 2x - last vs. Vermont (11/19/19)
3FGs	3 vs. Vermont (11/19/19)
FTs	3 vs. Arizona State (11/24/19)
Rebounds	13 vs. JMU (11/10/19)
Assists	1, 2x - last vs. Arizona State (11/24/19)
Turnovers	2 at Syracuse (11/6/19)
Blocks	2, 3x - last vs. Arizona State (11/24/19)
Steals	1, 6x - last vs. Arizona State (11/24/19)
Minutes	36 vs. Arizona State (11/24/19)

## CAREER STATISTICS

Year	G-GS	Min-Avg.	FG-FGA	Pct.	3FG-3FGA	Pct.	FT-FTA	Pct.	Off-Def.	Reb-Avg.	PF-DQ	Ast	TO	Blk	Stl	Pts-Avg
2016-17	32-1	449-14.0	50-92	.543	3-11	.273	18-33	.545	28-54	82-2.6	75-2	6	13	39	8	121-3.8
2017-18	34-0	532-15.6	75-130	.577	0-0	.000	32-41	.780	31-70	101-3.0	74-1	5	26	16	15	182-5.4
2018-19	38-22	829-21.8	121-220	.550	5-17	.294	35-50	.700	56-112	168-4.4	81-0	12	34	63	17	282-7.4
2019-20	6-6	176-29.3	33-69	.478	7-14	.500	9-14	.643	14-30	44-7.3	8-0	2	7	6	6	82-13.7
<b>TOTAL</b>	<b>110-29</b>	<b>1986-18.1</b>	<b>279-511</b>	<b>.546</b>	<b>15-42</b>	<b>.357</b>	<b>94-138</b>	<b>.681</b>	<b>129-266</b>	<b>395-3.6</b>	<b>238-3</b>	<b>25</b>	<b>80</b>	<b>124</b>	<b>46</b>	<b>667-6.1</b>

## CAREER ACC STATISTICS

Year	G-GS	Min-Avg.	FG-FGA	Pct.	3FG-3FGA	Pct.	FT-FTA	Pct.	Off-Def.	Reb-Avg.	PF-DQ	Ast	TO	Blk	Stl	Pts-Avg
2016-17	18-0	242-13.4	19-34	.559	0-4	.000	12-21	.571	12-27	39-2.2	42-1	5	8	18	5	50-2.8
2017-18	18-0	231-12.8	30-54	.556	0-0	.000	17-21	.810	7-32	39-2.2	34-0	4	13	8	8	77-4.3
2018-19	18-11	405-22.5	58-111	.523	2-6	.333	18-26	.692	31-51	82-4.6	39-0	5	17	37	6	136-7.6
2019-20	1-1	35-35.0	6-10	.600	0-0	.000	0-0	.000	4-2	6-6.0	1-0	1	2	2	1	12-12.0
<b>TOTAL</b>	<b>55-12</b>	<b>913-16.6</b>	<b>113-209</b>	<b>.541</b>	<b>2-10</b>	<b>.200</b>	<b>47-68</b>	<b>.691</b>	<b>54-112</b>	<b>166-3.0</b>	<b>116-1</b>	<b>15</b>	<b>40</b>	<b>65</b>	<b>20</b>	<b>275-5.0</b>



# 30 JAY HUFF

**Forward • 7-1 • 243**  
**Redshirt Junior**  
**Durham, N.C. • Voyager Academy**

## 2019-20 HIGHLIGHTS

- Recorded first career double-double with 11 points and career-high 12 rebounds at Syracuse (11/6/19)
- Scored 11 points with seven rebounds, two blocks and two steals vs. JMU (11/10/19)
- Had 13 points, six rebounds and matched career-high with five blocks against Columbia (11/16/19)
- Recorded first career start and played career-high 32 minutes against Vermont (11/19/19)
- Scored 10 points with eight rebounds against UMass (11/23/19)

## 2019-20 GAME-BY-GAME

Opponent	GP-GS	FG	3FG	FT	O-D	Reb	A	TO	Blk	Stl	PF	Min	Pts
Syracuse	1-0	5-6	0-0	1-2	2-10	12	1	2	0	0	1	29	11
JMU	2-0	5-6	0-0	1-4	3-4	7	2	1	2	2	1	27	11
Columbia	3-0	6-10	1-1	0-0	4-2	6	2	1	5	2	0	19	13
Vermont	4-1	4-7	0-2	1-3	3-4	7	1	1	0	1	1	32	9
UMass	5-1	5-8	0-2	0-0	3-5	8	0	1	1	0	2	26	10
Arizona State	6-1	2-2	1-1	0-0	2-5	7	0	2	2	0	2	25	5

## CAREER HIGHS

Points	16 vs. Austin Peay (11/13/17)
FGs	7 vs. Austin Peay (11/13/17)
3FGs	3 vs. Louisville (3/9/19)
FTs	6 vs. Marshall (12/31/18)
Rebounds	12 at Syracuse (11/6/19)
Assists	2, 4x - last vs. Columbia (11/16/19)
Turnovers	2, 3x - last at Syracuse (11/6/19)
Blocks	5, 2x - last vs. Columbia (11/16/19)
Steals	3 vs. Pittsburgh (3/2/19)
Minutes	32 vs. Vermont (11/19/19)

## SEASON HIGHS

Points	13 vs. Columbia (11/16/19)
FGs	6 vs. Columbia (11/16/19)
3FGs	1 vs. Columbia (11/16/19)
FTs	1, 3x - last vs. Vermont (11/19/19)
Rebounds	12 at Syracuse (11/6/19)
Assists	2, 2x - last vs. Columbia (11/16/19)
Turnovers	2, 2x - last vs. Arizona State (11/24/19)
Blocks	5 vs. Columbia (11/16/19)
Steals	2, 2x - last vs. Columbia (11/16/19)
Minutes	32 vs. Vermont (11/19/19)

## CAREER STATISTICS

Year	G-GS	Min-Avg.	FG-FGA	Pct.	3FG-3FGA	Pct.	FT-FTA	Pct.	Off-Def.	Reb-Avg.	PF-DQ	Ast	TO	Blk	Stl	Pts-Avg
2017-18	12-0	106-8.8	17-25	.680	2-7	.286	5-8	.625	6-17	23-1.92	14-1	4	4	14	1	41-3.4
2018-19	34-0	318-9.4	58-96	.604	14-31	.452	20-30	.667	19-54	73-2.1	50-0	8	17	25	8	150-4.4
2019-20	6-1	158-26.3	27-39	.692	2-6	.333	3-9	.333	17-30	47-7.8	7-0	6	8	10	5	59-9.8
<b>TOTAL</b>	<b>52-1</b>	<b>582-11.2</b>	<b>102-160</b>	<b>.638</b>	<b>18-44</b>	<b>.409</b>	<b>28-47</b>	<b>.596</b>	<b>42-101</b>	<b>143-2.8</b>	<b>71-1</b>	<b>18</b>	<b>29</b>	<b>49</b>	<b>14</b>	<b>250-4.8</b>

## CAREER ACC STATISTICS

Year	G-GS	Min-Avg.	FG-FGA	Pct.	3FG-3FGA	Pct.	FT-FTA	Pct.	Off-Def.	Reb-Avg.	PF-DQ	Ast	TO	Blk	Stl	Pts-Avg
2017-18	4-0	13-3.3	1-2	.500	0-0	.000	2-3	.667	1-1	2-0.5	3-0	1	0	3	0	4-1.0
2018-19	18-0	199-11.1	39-61	.639	9-17	.529	10-15	.667	9-37	46-2.6	31-0	5	11	16	6	97-5.4
2019-20	1-0	29-29.0	5-6	.833	0-0	.000	1-2	.500	2-10	12-12.0	1-0	1	2	0	0	11-11.0
<b>TOTAL</b>	<b>23-0</b>	<b>242-10.5</b>	<b>45-69</b>	<b>.652</b>	<b>9-17</b>	<b>.529</b>	<b>11-20</b>	<b>.550</b>	<b>12-48</b>	<b>60-2.6</b>	<b>35-0</b>	<b>7</b>	<b>13</b>	<b>19</b>	<b>6</b>	<b>112-4.9</b>





# 53 TOMAS WOLDETENSAE

Guard • 6-5 • 196

Junior

Bologna, Italy • Indian Hills Community College

## 2019-20 HIGHLIGHTS

- Made UVA debut at Syracuse (11/6/19)
- Scored first career points at UVA, finishing with five, and had six rebounds against Columbia (11/16/19)
- Co-led the team with six rebounds and recorded his first assist against Vermont (11/19/19)
- Scored career-high nine points against UMass (11/23/19)

## 2019-20 GAME-BY-GAME

Opponent	GP-GS	FG	3FG	FT	O-D	Reb	A	TO	Blk	Stl	PF	Min	Pts
Syracuse	1-1	0-4	0-3	0-0	0-0	0	0	2	0	0	1	13	0
JMU	DNP												
Columbia	2-2	2-7	1-2	0-0	0-6	6	0	0	0	1	3	33	5
Vermont	3-3	1-7	0-6	0-0	1-5	6	1	1	0	2	1	27	2
UMass	4-4	3-7	1-3	2-2	0-3	3	0	1	0	1	2	32	9
Arizona State	5-5	0-2	0-1	0-0	0-0	0	0	2	0	0	1	16	0

## CAREER/SEASON HIGHS

Points	9 vs. UMass (11/23/19)
FGs	3 vs. UMass (11/23/19)
3FGs	1, 2x - last vs. UMass (11/23/19)
FTs	2 vs. UMass (11/23/19)
Rebounds	6, 2x - last vs. Vermont (11/19/19)
Assists	1 vs. Vermont (11/19/19)
Turnovers	2, 2x - last vs. Arizona State (11/24/19)
Blocks	-
Steals	2 vs. Vermont (11/19/19)
Minutes	33 vs. Columbia (11/16/19)

## CAREER STATISTICS

Year	G-GS	Min-Avg.	FG-FGA	Pct.	3FG-3FGA	Pct.	FT-FTA	Pct.	Off-Def.	Reb-Avg.	PF-DQ	Ast	TO	Blk	Stl	Pts-Avg
2019-20	5-5	121-24.2	6-27	.222	2-15	.133	2-2	1.000	1-14	15-3.0	8-0	1	6	0	4	16-3.2
<b>TOTAL</b>	<b>5-5</b>	<b>121-24.2</b>	<b>6-27</b>	<b>.222</b>	<b>2-15</b>	<b>.133</b>	<b>2-2</b>	<b>1.000</b>	<b>1-14</b>	<b>15-3.0</b>	<b>8-0</b>	<b>1</b>	<b>6</b>	<b>0</b>	<b>4</b>	<b>16-3.2</b>

## CAREER ACC STATISTICS

Year	G-GS	Min-Avg.	FG-FGA	Pct.	3FG-3FGA	Pct.	FT-FTA	Pct.	Off-Def.	Reb-Avg.	PF-DQ	Ast	TO	Blk	Stl	Pts-Avg
2019-20	1-1	13-13.0	0-4	.000	0-3	.000	0-0	.000	0-0	0-0.0	0-0	0	2	0	0	0-0.0
<b>TOTAL</b>	<b>1-1</b>	<b>13-13.0</b>	<b>0-4</b>	<b>.000</b>	<b>0-3</b>	<b>.000</b>	<b>0-0</b>	<b>.000</b>	<b>0-0</b>	<b>0-0.0</b>	<b>0-0</b>	<b>0</b>	<b>2</b>	<b>0</b>	<b>0</b>	<b>0-0.0</b>



# 5 JAYDEN NIXON

Guard • 6-3 • 192

Sophomore

Charlottesville, Va. • Choate Rosemary Hall (Conn.)

## 2019-20 HIGHLIGHTS

- Scored two points vs. JMU (11/10/19)

## 2019-20 GAME-BY-GAME

Opponent	GP-GS	FG	3FG	FT	O-D	Reb	A	TO	Blk	Stl	PF	Min	Pts
Syracuse	DNP												
JMU	1-0	1-2	0-1	0-0	1-0	1	0	0	0	0	1	4	2
Columbia	2-0	0-0	0-0	0-0	0-0	0	0	0	0	0	0	1	0
Vermont	DNP												
UMass	DNP												
Arizona State	DNP												

## CAREER HIGH

Points	2, 3x - last at Syracuse (3/4/19)
FGs	1, 3x - last at Syracuse (3/4/19)
3FGs	N/A
FTs	1, 2x - last vs. Morgan State (12/3/18)
Rebounds	3, 2x - last vs. William and Mary (12/22/18)
Assists	1 vs. Pittsburgh (3/2/19)
Turnovers	2 vs. Marshall (1/31/18)
Blocks	1, 2x - last at Syracuse (3/4/19)
Steals	1, 2x - last vs. Pittsburgh (3/2/19)
Minutes	7 vs. Coppin State (11/16/18)

## SEASON HIGHS

Points	2 vs. JMU (11/10/19)
FGs	1 vs. JMU (11/10/19)
3FGs	-
FTs	-
Rebounds	1 vs. JMU (11/10/19)
Assists	-
Turnovers	-
Blocks	-
Steals	-
Minutes	4 vs. JMU (11/10/19)



# 12 CHASE COLEMAN

Guard • 5-9 • 154

Freshman

Norfolk, Va. • Maury

## 2019-20 HIGHLIGHTS

- Made collegiate debut vs. JMU (11/10/19)
- Scored first career points, finishing with two and one steal against Columbia (11/16/19)
- Grabbed career-high two rebounds with a steal against UMass (11/23/19)
- Hit first collegiate 3-pointer for a career-high three points against Arizona State (11/24/19)

## 2019-20 GAME-BY-GAME

Opponent	GP-GS	FG	3FG	FT	O-D	Reb	A	TO	Blk	Stl	PF	Min	Pts
Syracuse	DNP												
JMU	1-0	0-3	0-1	0-0	0-0	0	0	0	0	0	0	7	0
Columbia	2-0	1-1	0-0	0-0	0-0	0	1	0	0	1	0	4	2
Vermont	3-0	0-0	0-0	0-0	0-0	0	0	0	0	0	1	2	0
UMass	4-0	0-0	0-0	0-0	0-2	2	0	1	0	1	1	5	0
Arizona State	5-0	1-3	1-2	0-0	0-1	1	0	0	0	0	1	5	3

## CAREER HIGHS/SEASON HIGHS

Points	3 vs. Arizona State (11/24/19)
FGs	1, 2x - last vs. Arizona State (11/24/19)
3FGs	1 vs. Arizona State (11/24/19)
FTs	-
Rebounds	2 vs. UMass (11/23/19)
Assists	1 vs. Columbia (11/16/19)
Turnovers	1 vs. UMass (11/23/19)
Blocks	-
Steals	1, 2x - last vs. UMass (11/23/19)
Minutes	7 vs. JMU (11/10/19)



# 21 KADIN SHEDRICK

Forward • 6-11 • 214  
Freshman  
Raleigh, N.C. • Holly Springs

## 2019-20 HIGHLIGHTS

### 2019-20 GAME-BY-GAME

Opponent	GP-GS	FG	3FG	FT	O-D	Reb	A	TO	Blk	Stl	PF	Min	Pts
Syracuse	DNP												
JMU	DNP												
Columbia	DNP												
Vermont	DNP												

## CAREER/SEASON HIGHS

Points	-
FGs	-
3FGs	-
FTs	-
Rebounds	-
Assists	-
Turnovers	-
Blocks	-
Steals	-
Minutes	-



# 24 AUSTIN KATSTRA

Forward • 6-6 • 227  
Junior  
Charlottesville, Va. • Albemarle

## 2019-20 HIGHLIGHTS

• Had career-high five rebounds vs. JMU (11/10/19)

### 2019-20 GAME-BY-GAME

Opponent	GP-GS	FG	3FG	FT	O-D	Reb	A	TO	Blk	Stl	PF	Min	Pts
Syracuse	DNP												
JMU	1-0	0-2	0-0	0-0	0-5	5	0	0	0	0	3	0	0
Columbia	DNP												
Vermont	DNP												

## CAREER

Points	3 vs. UNCG (11/10/17)
FGs	1, 4x last vs. Clemson (1/23/18)
3FGs	1 vs. Austin Peay (11/13/17)
FTs	1 vs. Hampton (12/22/17)
Rebounds	5 vs. JMU (11/10/19)
Assists	--
Turnovers	1 vs. Savannah State (12/19/17)
Blocks	-
Steals	1 vs. Austin Peay (11/13/17)
Minutes	4, 2x last vs. Savannah State (12/19/17)

## SEASON HIGHS

Points	3 vs. UNCG (11/10/17)
FGs	1, 4x last vs. Clemson (1/23/18)
3FGs	1 vs. Austin Peay (11/13/17)
FTs	1 vs. Hampton (12/22/17)
Rebounds	5 vs. JMU (11/10/19)
Assists	--
Turnovers	1 vs. Savannah State (12/19/17)
Blocks	-
Steals	1 vs. Austin Peay (11/13/17)
Minutes	4, 2x last vs. Savannah State (12/19/17)



2019-20 Virginia Basketball  
Virginia Combined Team Statistics (as of Nov 24, 2019)  
All games



RECORD:	OVERALL	HOME	AWAY	NEUTRAL
ALL GAMES	6-0	3-0	1-0	2-0
CONFERENCE	1-0	0-0	1-0	0-0
NON-CONFERENCE	5-0	3-0	0-0	2-0

#	Player	gp-gs	min	avg	Total		3-Point		F-Throw		Rebounds				pf	dq	a	to	blk	stl	pts	avg
					fg-fga	fg%	3fg-fga	3fg%	ft-fa	ft%	off	def	tot	avg								
25	Mamadi Diakite	6-6	176	29.3	33-69	.478	7-14	.500	9-14	.643	14	30	44	7.3	8	0	2	7	6	6	82	13.7
02	Braxton Key	6-6	198	33.0	24-50	.480	4-17	.235	10-15	.667	12	38	50	8.3	9	0	10	11	2	8	62	10.3
30	Jay Huff	6-1	158	26.3	27-39	.692	2-6	.333	3-9	.333	17	30	47	7.8	7	0	6	8	10	5	59	9.8
00	Kiheï Clark	6-6	203	33.8	19-52	.365	8-24	.333	12-13	.923	2	28	30	5.0	11	0	30	15	2	3	58	9.7
23	Kody Stattmann	3-2	81	27.0	5-19	.263	1-11	.091	5-5	1.000	2	5	7	2.3	3	0	3	4	5	2	16	5.3
13	Casey Morsell	6-4	180	30.0	12-48	.250	3-26	.115	4-6	.667	4	13	17	2.8	10	0	8	9	2	4	31	5.2
53	Tomas Woldetensae	5-5	121	24.2	6-27	.222	2-15	.133	2-2	1.000	1	14	15	3.0	8	0	1	6	0	4	16	3.2
11	Grant Kersey	1-0	2	2.0	1-1	1.000	0-0	.000	0-0	.000	1	0	1	1.0	0	0	0	0	0	0	2	2.0
22	Francisco Caffaro	2-0	9	4.5	1-1	1.000	0-0	.000	1-2	.500	0	0	0	0.0	3	0	0	2	0	1	3	1.5
12	Chase Coleman	5-0	24	4.8	2-7	.286	1-3	.333	0-0	.000	0	3	3	0.6	3	0	1	1	0	2	5	1.0
05	Jayden Nixon	2-0	5	2.5	1-2	.500	0-1	.000	0-0	.000	1	0	1	0.5	1	0	0	0	0	0	2	1.0
04	Justin McKoy	6-0	38	6.3	2-8	.250	0-0	.000	0-0	.000	0	4	4	0.7	2	0	0	3	1	0	4	0.7
24	Austin Katstra	1-0	3	3.0	0-2	.000	0-0	.000	0-0	.000	0	5	5	5.0	0	0	0	0	0	0	0	0.0
01	Matt Palumbo	1-0	2	2.0	0-1	.000	0-1	.000	0-0	.000	0	0	0	0.0	0	0	0	0	0	0	0	0.0
Team											8	8	16				3					
Total.....		6	1200		133-326	.408	28-118	.237	46-66	.697	62	178	240	40.0	65	0	61	69	28	35	340	56.7
Opponents.....		6	1200		93-308	.302	41-160	.256	29-45	.644	42	139	181	30.2	79	-	43	81	11	30	256	42.7

TEAM STATISTICS	VA	OPP	Date	Opponent	Score	Att.
SCORING	340	256	* 11/06/19	at Syracuse	w 48-34	22518
Points per game	56.7	42.7	11/10/19	JAMES MADISON	w 65-34	13524
Scoring margin	+14.0	-	11/16/19	COLUMBIA	w 60-42	13736
FIELD GOALS-ATT	133-326	93-308	11/19/19	VERMONT	w 61-55	13913
Field goal pct	.408	.302	& 11/23/19	vs Massachusetts	w 58-46	7862
3 POINT FG-ATT	28-118	41-160	& 11/24/19	vs Arizona St.	w 48-45	0
3-point FG pct	.237	.256				
3-pt FG made per game	4.7	6.8				
FREE THROWS-ATT	46-66	29-45				
Free throw pct	.697	.644				
F-Throws made per game	7.7	4.8				
REBOUNDS	240	181				
Rebounds per game	40.0	30.2				
Rebounding margin	+9.8	-				
ASSISTS	61	43				
Assists per game	10.2	7.2				
TURNOVERS	69	81				
Turnovers per game	11.5	13.5				
Turnover margin	+2.0	-				
Assist/turnover ratio	0.9	0.5				
STEALS	35	30				
Steals per game	5.8	5.0				
BLOCKS	28	11				
Blocks per game	4.7	1.8				
ATTENDANCE	41173	30380				
Home games-Avg/Game	3-13724	1-22518				
Neutral site-Avg/Game	-	2-3931				

\* = Conference game  
& = Air Force Reserve Tip-Off Tournament

Score by Periods	1st	2nd	Totals
Virginia	166	174	340
Opponents	122	134	256



2019-20 Virginia Basketball  
Virginia Combined Team Statistics (as of Nov 10, 2019)  
Conference games



RECORD:	OVERALL	HOME	AWAY	NEUTRAL
ALL GAMES	1-0	0-0	1-0	0-0
CONFERENCE	1-0	0-0	1-0	0-0
NON-CONFERENCE	0-0	0-0	0-0	0-0

##	Player	gp-gs	min	avg	Total		3-Point		F-Throw		Rebounds				pf	dq	a	to	blk	stl	pts	avg		
					fg-fga	fg%	3fg-fga	3fg%	ft-fa	ft%	off	def	tot	avg										
25	Mamadi Diakite	1-1	35	35.0	6-10	.600	0-0	.000	0-0	.000	4	2	6	6.0	1	0	1	2	2	1	12	12.0		
30	Jay Huff	1-0	29	29.0	5-6	.833	0-0	.000	1-2	.500	2	10	12	12.0	1	0	1	2	0	0	11	11.0		
00	Kiheï Clark	1-1	40	40.0	3-9	.333	2-8	.250	2-2	1.000	0	11	11	11.0	0	0	7	3	0	1	10	10.0		
02	Braxton Key	1-1	33	33.0	3-10	.300	0-5	.000	1-2	.500	1	9	10	10.0	2	0	2	2	0	2	7	7.0		
23	Kody Statmann	1-0	21	21.0	2-4	.500	1-3	.333	0-0	.000	1	2	3	3.0	0	0	2	1	1	0	5	5.0		
13	Casey Morsell	1-1	26	26.0	1-6	.167	1-6	.167	0-0	.000	1	1	2	2.0	2	0	1	2	1	0	3	3.0		
04	Justin McKoy	1-0	3	3.0	0-0	.000	0-0	.000	0-0	.000	0	0	0	0.0	0	0	0	1	0	0	0	0.0		
53	Tomas Woldetensae	1-1	13	13.0	0-4	.000	0-3	.000	0-0	.000	0	0	0	0.0	1	0	0	2	0	0	0	0.0		
Team											1	2	3					1						
Total.....		1	200		20-49	.408	4-25	.160	4-6	.667	10	37	47	47.0	7	0	14	16	4	4	48	48.0		
Opponents.....		1	200		13-55	.236	5-29	.172	3-7	.429	8	20	28	28.0	12	-	7	9	3	5	34	34.0		

TEAM STATISTICS	VA	OPP	Date	Opponent	Score	Att.
SCORING	48	34	* 11/06/19	at Syracuse	w 48-34	22518
Points per game	48.0	34.0	* - Conference game			
Scoring margin	+14.0	-				
FIELD GOALS-ATT	20-49	13-55				
Field goal pct	.408	.236				
3 POINT FG-ATT	4-25	5-29				
3-point FG pct	.160	.172				
3-pt FG made per game	4.0	5.0				
FREE THROWS-ATT	4-6	3-7				
Free throw pct	.667	.429				
F-Throws made per game	4.0	3.0				
REBOUNDS	47	28				
Rebounds per game	47.0	28.0				
Rebounding margin	+19.0	-				
ASSISTS	14	7				
Assists per game	14.0	7.0				
TURNOVERS	16	9				
Turnovers per game	16.0	9.0				
Turnover margin	-7.0	-				
Assist/turnover ratio	0.9	0.8				
STEALS	4	5				
Steals per game	4.0	5.0				
BLOCKS	4	3				
Blocks per game	4.0	3.0				
ATTENDANCE	0	22518				
Home games-Avg/Game	0-0	1-22518				
Neutral site-Avg/Game	-	0-0				

Score by Periods	1st	2nd	Totals
Virginia	25	23	48
Opponents	19	15	34



2019-20 Virginia Basketball  
Virginia Team Game-by-Game Comparison (as of Nov 24, 2019)  
All games



Opponent	1st	2nd	Score	Mar	Total FG	FG Pct	3-Pointers	3FG Pct	Free Throws	FT Pct	Rebounds	Assist	T/Over	Block	Steal	Fouls
Syracuse	25/19	23/15	48-34	+14	20-49/13-55	.408/.236	4-25/5-29	.160/.172	4-6/3-7	.667/.429	47/28 +19	14/7	16/9	4/3	4/5	7/12
JAMES MADISON	31/23	34/11	65-34	+31	26-68/12-53	.382/.226	4-25/8-31	.160/.258	9-14/2-6	.643/.333	50/36 +14	11/6	10/19	6/1	8/3	10/11
COLUMBIA	31/17	29/25	60-42	+18	24-59/16-56	.407/.286	5-15/6-21	.333/.286	7-14/4-6	.500/.667	42/36 +6	10/7	9/14	9/4	8/4	9/13
VERMONT	24/18	37/37	61-55	+6	23-49/20-52	.469/.385	8-23/12-34	.348/.353	7-11/3-3	.636/1000	30/29 +1	11/12	10/13	3/1	4/5	12/16
Massachusetts	29/24	29/22	58-46	+12	22-52/15-50	.423/.300	2-14/5-26	.143/.192	12-14/11-13	.857/.846	40/26 +14	9/4	11/11	1/0	7/5	14/14
Arizona St.	26/21	22/24	48-45	+3	18-49/17-42	.367/.405	5-16/5-19	.313/.263	7-7/6-10	1000/.600	31/26 +5	6/7	13/15	5/2	4/8	13/13

Note: Game totals are displayed in the format TEAM/OPPONENT for each category



2019-20 Virginia Basketball  
 Virginia Game-by-Game Highs (as of Nov 24, 2019)  
 All games



Opponent	Date	Score	Points	Rebounds	Assists	Steals	Blocked shots
at Syracuse	11/06/19	48-34	12-Mamadi Diakite	12-Jay Huff	7-Kihe Clark	2-Braxton Key	2-Mamadi Diakite
JAMES MADISON	11/10/19	65-34	19-Mamadi Diakite	13-Mamadi Diakite	6-Kihe Clark	2-Jay Huff Kihe Clark Kody Stattmann	2-Mamadi Diakite Jay Huff
COLUMBIA	11/16/19	60-42	13-Mamadi Diakite Jay Huff	9-Braxton Key	5-Kihe Clark	2-Jay Huff	5-Jay Huff
VERMONT	11/19/19	61-55	19-Mamadi Diakite	7-Jay Huff	4-Braxton Key Kihe Clark	2-Tomas Woldetensa	1-Justin McKoy Kihe Clark Braxton Key
vs Massachusetts	11/23/19	58-46	16-Braxton Key	8-Mamadi Diakite Jay Huff	6-Kihe Clark	3-Braxton Key	1-Jay Huff
vs Arizona St.	11/24/19	48-45	19-Casey Morsell	8-Braxton Key	2-Braxton Key Kihe Clark	2-Casey Morsell	2-Mamadi Diakite Jay Huff



2019-20 Virginia Basketball  
 Virginia Points-Rebounds-Assists (as of Nov 24, 2019)  
 All games



Opponent	Date	Score		00	01	02	04	05	11	12	13	22	23	24	25
				CLARK,KIHE	PALUMBO,M	KEY,BRAXT	MCKOY,JUS	NIXON,JAYD	KERSEY,GR	COLEMAN,C	MORSELL,C	CAFFARO,FR	STATTMANN,	KATSTRA,AU	DIAKITE,MA
at SU	11/06/19	48-34	w	10-11-7	DNP	7-10-2	0-0-0	DNP	DNP	DNP	3-2-1	DNP	5-3-2	DNP	12-6-1
JMU	11/10/19	65-34	w	5-3-6	0-0-0	14-10-2	4-2-0	2-1-0	2-1-0	0-0-0	0-3-1	DNP	8-2-0	0-5-0	19-13-0
CU	11/16/19	60-42	w	10-3-5	DNP	9-9-0	0-0-0	0-0-0	DNP	2-0-1	2-3-1	3-0-0	3-2-1	DNP	13-8-0
VM	11/19/19	61-55	w	15-3-4	DNP	14-6-4	0-1-0	DNP	DNP	0-0-0	2-1-1	DNP	DNP	DNP	19-6-0
vs MA	11/23/19	58-46	w	14-5-6	DNP	16-7-0	0-0-0	DNP	DNP	0-2-0	5-6-3	0-0-0	DNP	DNP	4-8-0
vs ASU	11/24/19	48-45	w	4-5-2	DNP	2-8-2	0-1-0	DNP	DNP	3-1-0	19-2-1	DNP	DNP	DNP	15-3-1

Opponent	Date	Score		30	53
				HUFF,JAY	WOLDETENS
at SU	11/06/19	48-34	w	11-12-1	0-0-0
JMU	11/10/19	65-34	w	11-7-2	DNP
CU	11/16/19	60-42	w	13-6-2	5-6-0
VM	11/19/19	61-55	w	9-7-1	2-6-1
vs MA	11/23/19	58-46	w	10-8-0	9-3-0
vs ASU	11/24/19	48-45	w	5-7-0	0-0-0





# Individual Career History



## Francisco Caffaro

Season	gp-gs	min/avg	Total		3-Point		F-Throws		Rebounds				Scoring							
			fg-fga	pct	fg-fga	pct	ft-fta	pct	off	def	tot	avg	pf	fo	ast	to	blk	stl	pts	avg
2019-20	2-0	9/4.5	1-1	1.000	0-0	.000	1-2	.500	0	0	0	0.0	3	0	0	2	0	1	3	1.5
TOTAL	2-0	9/4.5	1-1	1.000	0-0	.000	1-2	.500	0	0	0	0.0	3	0	0	2	0	1	3	1.5

## Kihei Clark

Season	gp-gs	min/avg	Total		3-Point		F-Throws		Rebounds				Scoring							
			fg-fga	pct	fg-fga	pct	ft-fta	pct	off	def	tot	avg	pf	fo	ast	to	blk	stl	pts	avg
2018-19	38-20	1018/26.8	55-157	.350	29-85	.341	33-40	.825	16	73	89	2.3	52	0	97	39	0	28	172	4.5
2019-20	6-6	203/33.8	19-52	.365	8-24	.333	12-13	.923	2	28	30	5.0	11	0	30	15	2	3	58	9.7
TOTAL	44-26	1221/27.8	74-209	.354	37-109	.339	45-53	.849	18	101	119	2.7	63	0	127	54	2	31	230	5.2

## Chase Coleman

Season	gp-gs	min/avg	Total		3-Point		F-Throws		Rebounds				Scoring							
			fg-fga	pct	fg-fga	pct	ft-fta	pct	off	def	tot	avg	pf	fo	ast	to	blk	stl	pts	avg
2019-20	5-0	24/4.8	2-7	.286	1-3	.333	0-0	.000	0	3	3	0.6	3	0	1	1	0	2	5	1.0
TOTAL	5-0	24/4.8	2-7	.286	1-3	.333	0-0	.000	0	3	3	0.6	3	0	1	1	0	2	5	1.0

## Mamadi Diakite

Season	gp-gs	min/avg	Total		3-Point		F-Throws		Rebounds				Scoring							
			fg-fga	pct	fg-fga	pct	ft-fta	pct	off	def	tot	avg	pf	fo	ast	to	blk	stl	pts	avg
2016-17	32-1	449/14.0	50-92	.543	3-11	.273	18-33	.545	28	54	82	2.6	75	2	6	13	39	8	121	3.8
2017-18	34-0	532/15.6	75-130	.577	0-0	.000	32-41	.780	31	70	101	3.0	74	1	5	26	16	15	182	5.4
2018-19	38-22	829/21.8	121-220	.550	5-17	.294	35-50	.700	56	112	168	4.4	81	0	12	34	63	17	282	7.4
2019-20	6-6	176/29.3	33-69	.478	7-14	.500	9-14	.643	14	30	44	7.3	8	0	2	7	6	6	82	13.7
TOTAL	110-29	1986/18.1	279-511	.546	15-42	.357	94-138	.681	129	266	395	3.6	238	3	25	80	124	46	667	6.1

## Jay Huff

Season	gp-gs	min/avg	Total		3-Point		F-Throws		Rebounds				Scoring							
			fg-fga	pct	fg-fga	pct	ft-fta	pct	off	def	tot	avg	pf	fo	ast	to	blk	stl	pts	avg
2017-18	12-0	106/8.8	17-25	.680	2-7	.286	5-8	.625	6	17	23	1.9	14	1	4	4	14	1	41	3.4
2018-19	34-0	318/9.4	58-96	.604	14-31	.452	20-30	.667	19	54	73	2.1	50	0	8	17	25	8	150	4.4
2019-20	6-1	158/26.3	27-39	.692	2-6	.333	3-9	.333	17	30	47	7.8	7	0	6	8	10	5	59	9.8
TOTAL	52-1	582/11.2	102-160	.638	18-44	.409	28-47	.596	42	101	143	2.8	71	1	18	29	49	14	250	4.8

## Austin Katstra

Season	gp-gs	min/avg	Total		3-Point		F-Throws		Rebounds				Scoring							
			fg-fga	pct	fg-fga	pct	ft-fta	pct	off	def	tot	avg	pf	fo	ast	to	blk	stl	pts	avg
2017-18	10-0	19/1.9	4-7	.571	1-4	.250	1-2	.500	0	5	5	0.5	1	0	0	1	0	1	10	1.0
2018-19	11-0	29/2.6	4-10	.400	2-8	.250	0-0	.000	1	5	6	0.5	4	0	3	1	1	0	10	0.9
2019-20	1-0	3/3.0	0-2	.000	0-0	.000	0-0	.000	0	5	5	5.0	0	0	0	0	0	0	0	0.0
TOTAL	22-0	51/2.3	8-19	.421	3-12	.250	1-2	.500	1	15	16	0.7	5	0	3	2	1	1	20	0.9

## Braxton Key

Season	gp-gs	min/avg	Total		3-Point		F-Throws		Rebounds				Scoring							
			fg-fga	pct	fg-fga	pct	ft-fta	pct	off	def	tot	avg	pf	fo	ast	to	blk	stl	pts	avg
2018-19	38-6	753/19.8	74-171	.433	18-59	.305	49-67	.731	50	150	200	5.3	66	0	38	28	21	36	215	5.7
2019-20	6-6	198/33.0	24-50	.480	4-17	.235	10-15	.667	12	38	50	8.3	9	0	10	11	2	8	62	10.3
TOTAL	44-12	951/21.6	98-221	.443	22-76	.289	59-82	.720	62	188	250	5.7	75	0	48	39	23	44	277	6.3



# Individual Career History

## Justin McKoy

Season	gp-gs	min/avg	Total		3-Point		F-Throws		Rebounds				pf	fo	ast	to	blk	stl	Scoring	
			fg-fga	pct	fg-fga	pct	ft-fta	pct	off	def	tot	avg							pts	avg
2019-20	6-0	38/6.3	2-8	.250	0-0	.000	0-0	.000	0	4	4	0.7	2	0	0	3	1	0	4	0.7
TOTAL	6-0	38/6.3	2-8	.250	0-0	.000	0-0	.000	0	4	4	0.7	2	0	0	3	1	0	4	0.7

## Casey Morsell

Season	gp-gs	min/avg	Total		3-Point		F-Throws		Rebounds				pf	fo	ast	to	blk	stl	Scoring	
			fg-fga	pct	fg-fga	pct	ft-fta	pct	off	def	tot	avg							pts	avg
2019-20	6-4	180/30.0	12-48	.250	3-26	.115	4-6	.667	4	13	17	2.8	10	0	8	9	2	4	31	5.2
TOTAL	6-4	180/30.0	12-48	.250	3-26	.115	4-6	.667	4	13	17	2.8	10	0	8	9	2	4	31	5.2

## Jayden Nixon

Season	gp-gs	min/avg	Total		3-Point		F-Throws		Rebounds				pf	fo	ast	to	blk	stl	Scoring	
			fg-fga	pct	fg-fga	pct	ft-fta	pct	off	def	tot	avg							pts	avg
2018-19	14-0	43/3.1	3-10	.300	0-3	.000	2-4	.500	3	5	8	0.6	10	0	1	4	2	2	8	0.6
2019-20	2-0	5/2.5	1-2	.500	0-1	.000	0-0	.000	1	0	1	0.5	1	0	0	0	0	0	2	1.0
TOTAL	16-0	48/3.0	4-12	.333	0-4	.000	2-4	.500	4	5	9	0.6	11	0	1	4	2	2	10	0.6

## Kody Stattmann

Season	gp-gs	min/avg	Total		3-Point		F-Throws		Rebounds				pf	fo	ast	to	blk	stl	Scoring	
			fg-fga	pct	fg-fga	pct	ft-fta	pct	off	def	tot	avg							pts	avg
2018-19	18-0	73/4.1	9-21	.429	4-15	.267	8-9	.889	2	9	11	0.6	8	0	2	5	0	1	30	1.7
2019-20	3-2	81/27.0	5-19	.263	1-11	.091	5-5	1.000	2	5	7	2.3	3	0	3	4	5	2	16	5.3
TOTAL	21-2	154/7.3	14-40	.350	5-26	.192	13-14	.929	4	14	18	0.9	11	0	5	9	5	3	46	2.2

## Tomas Woldetensae

Season	gp-gs	min/avg	Total		3-Point		F-Throws		Rebounds				pf	fo	ast	to	blk	stl	Scoring	
			fg-fga	pct	fg-fga	pct	ft-fta	pct	off	def	tot	avg							pts	avg
2019-20	5-5	121/24.2	6-27	.222	2-15	.133	2-2	1.000	1	14	15	3.0	8	0	1	6	0	4	16	3.2
TOTAL	5-5	121/24.2	6-27	.222	2-15	.133	2-2	1.000	1	14	15	3.0	8	0	1	6	0	4	16	3.2