



# VIRGINIA

**VIRGINIA ATHLETICS MEDIA RELATIONS**  
 295 Massie Road, Room 154  
 Charlottesville, VA 22904  
**Men's Basketball Contact:** Erich Bacher  
**OFFICE:** (434) 982-5530 • **CELL:** (720) 318-5538  
**E-mail:** bacher@virginia.edu  
**ON THE WEB:** VirginiaSports.com  
**ON TWITTER:** @UVMensHoops, @ErichJBacher

22 NCAA TOURNAMENT APPEARANCES • 2 NCAA FINAL FOUR BERTHS • 13 NIT APPEARANCES • 10 ALL-AMERICANS • 24 ALL-ACC FIRST TEAM SELECTIONS

## GAME INFORMATION

**Date / Time:** Wednesday, Dec. 19, 2018 / 7 p.m. ET  
**Site:** Columbia, S.C. / Colonial Life Arena (18,000)  
**TV/Online:** SEC Network/ACC Network Extra/WatchESPN  
 Tom Hart (PxP) and Jon Sundvold (analyst)  
**Radio:** Virginia Sports Radio Network  
 Dave Koehn (pxp), Jimmy Miller (analyst)  
**Satellite Radio:** Sirius (134), XM (194), Internet (956)  
**Live Stats/Twitter:** VirginiaSports.com / @UVMensHoops  
**Virginia vs. Southeastern Conference:** 61-62  
**Series vs. South Carolina:** 25-24  
**Charlottesville:** 16-8  
**Columbia:** 6-13; **Neutral:** 3-3  
**First Meeting:** Jan. 17, 1921 (W, 44-9)  
**Last Meeting:** March 13, 2002 (L, 74-67)  
**Winning Streak:** South Carolina, 2 games

## 2018-19 SCHEDULE/RESULTS - 9-0, 0-0 ACC

Date	Opponent	TV	Time/Result
Nov. 6	[5] TOWSON	ACCNE	W, 73-42
Nov. 11	[5] GEORGE WASH.	ACCNE	W, 76-57
Nov. 16	[4] COPPIN STATE	ACCNE	W, 97-40
Nov. 21	[4] Middle Tenn. ^	ESPN2	W, 74-52
Nov. 22	[4] Dayton ^	ESPN	W, 66-59
Nov. 23	[4] Wisconsin [25] ^	ESPN	W, 53-46
Nov. 28	[4] at Maryland [24] %	ESPN	W, 76-71
Dec. 3	[4] MORGAN STATE	ACCNE	W, 83-45
Dec. 9	[4] VCU	RSN	W, 57-49
Dec. 19	[5] at South Carolina	SEC	7 p.m.
Dec. 22	[5] WILLIAM & MARY	ACCNE	2 p.m.
Dec. 31	MARSHALL	RSN	1 p.m.
Jan. 5	FLORIDA STATE *	ESPN2	3 p.m.
Jan. 9	at Boston College *	ESPN2/U	9 p.m.
Jan. 12	at Clemson *	Raycom	Noon
Jan. 15	VIRGINIA TECH *	Raycom	8 p.m.
Jan. 19	at Duke *	ESPN/2	2/4/6 p.m.
Jan. 22	WAKE FOREST *	RSN	9 p.m.
Jan. 26	at Notre Dame *	CBS	1 p.m.
Jan. 29	at NC State *	ESPN/2	7 p.m.
Feb. 2	MIAMI *	Raycom	2 p.m.
Feb. 9	DUKE *	ESPN/2	6 p.m.
Feb. 11	at North Carolina *	ESPN	7 p.m.
Feb. 16	NOTRE DAME *	Raycom	2 p.m.
Feb. 18	at Virginia Tech *	ESPN	7 p.m.
Feb. 23	at Louisville *	Raycom	Noon
Feb. 27	GEORGIA TECH *	ESPN2/U	7 p.m.
Mar. 2	PITT *	Raycom	2 p.m.
Mar. 4	at Syracuse *	ESPN	7 p.m.
Mar. 9	LOUISVILLE *	ESPN/2	4/6/8 p.m.
Mar. 12-16	at ACC Tournament	TBA	TBA

### HOME GAMES IN BOLD CAPS

All Times Eastern  
 ^ - Battle 4 Atlantis, Nassau, Bahamas; % - ACC/Big Challenge  
 \* - ACC game

## PRONUNCIATION GUIDE

FRANCESCO BADOCCHI Fran-CHES-co Bah-Dokey  
 MAMADI DIAKITE Mama-DEE, DEE-ah-KEE-tay  
 K�HEI CLARK KEY-HEY



## [5/3] VIRGINIA CAVALIERS (9-0)

Head Coach: Tony Bennett (Green Bay, 1992)  
 Record at UVA: 228-86 (10th season), Career Record: 297-119 (13th season)

AT



## SOUTH CAROLINA GAMECOCKS (4-5)

Head Coach: Frank Martin (Florida International, 1993)  
 Record at South Carolina: 117-95 (7th season), Career Record: 234-149 (12th season)

### FOR OPENERS

- Virginia meets South Carolina for the 50th time in series history.
- UVA has started 9-0 for the first time since starting 19-0 in 2014-15 and 123-35 (.778) in non-conference action under Tony Bennett.
- Bennett is three wins shy of 300 career wins.
- Virginia freshman guard Kihei Clark had successful surgery to repair a broken left wrist on Dec. 10. Clark injured the wrist against Morgan State and played with a cast in UVA's win over VCU on Dec. 9.

### ALL-TIME VS. SOUTH CAROLINA

- Virginia meets South Carolina for the first time since a 74-67 loss in the first round of the NIT in the 2001-02 season.
- UVA is 25-24 all-time vs. the Gamecocks, including a 6-13 mark in Columbia.
- The Cavaliers posted a 14-20 mark from 1953-71 against South Carolina when the Gamecocks were members of the ACC.
- UVA and South Carolina have split four contests since 1990.

### LAST TIME OUT

- Kyle Guy had 15 points and Ty Jerome added 14 as then-No. 4 Virginia slid past in-state rival VCU 57-49 on Dec. 9.
- The Cavaliers shot a season-low 29.5 percent, but held the Rams to 29.5 percent shooting on 61 attempts.
- Kihei Clark sparked UVA's defense and scored nine points with a cast on his left wrist.
- The Cavaliers out-rebounded VCU 38-34 as Jerome matched a career high with eight rebounds.

### UVA IN THE NATIONAL STATISTICAL RANKINGS

- As of Dec. 18, UVA ranks first nationally in scoring defense (51.2 ppg), assist-to-turnover ratio (1.81), fewest turnovers (75) and winning percentage (100%), second in turnovers per game (8.3), seventh in fewest fouls (135), eighth in turnover margin (6.0) and scoring margin (21.6), 14th in personal fouls per game (15.0) and 3-point field goal percentage defense (27%), 24th in free throw percentage (76.2%), 32nd in 3-point field goal percentage (39.1%) and 33rd in field goal percentage defense (38.6%).

### VIRGINIA'S STARTING LINEUP VS. VCU (12/9/18)

Pos. No.	Player (Hometown)	Yr.	Ht.	Wt.	PPG	RPG	2018-19 NOTES
G 0	Kihei Clark (Woodland Hills, Calif.)	Fr.	5-9	155	5.8	2.9(a)	Started past 4 games; 2.9 assist-to-turnover ratio
G 5	Kyle Guy (Indianapolis, Ind.)	Jr.	6-2	175	13.4	3.6	UVA's top scorer in past 3 games (18, 15, 15)
G 11	Ty Jerome (New Rochelle, N.Y.)	Jr.	6-5	195	13.7	4.0(a)	Double figures in 7 games; 2.3 steals per game
G 12	De'Andre Hunter (Philadelphia, Pa.)	R-So.	6-7	225	15.6	5.3	10+ points in 8 games; 57.3 FG%; Battle 4 Atlantis MVP
C 33	Jack Salt (Auckland, New Zealand)	R-Sr.	6-10	250	4.3	4.6	Career-high 12 points & 7 rebounds at Maryland

### OFF THE BENCH

G 2	Braxton Key (Charlotte, N.C.)	Jr.	6-8	225	6.0	5.1	Started 5 games; Tied season high with 9 boards vs. MSU
F 25	Mamadi Diakite (Guinea, Africa)	R-Jr.	6-9	228	5.9	2.4	Career-high 18 points vs. Coppin State; 6 blocks in 18-19
F 30	Jay Huff (Durham, N.C.)	R-So.	7-1	232	3.6	2.3	Played 7 games; 3 blocks in 14 minutes vs. MSU
G 24	Marco Anthony (San Antonio, Texas)	So.	6-4	212	2.1	1.3	8 assists & 2 turnovers in 7 games in 2018-19
G 23	Kody Stattman (Queensland, Au.)	Fr.	6-7	187	3.4	1.0	Played 5 games; 9 points vs. MSU

**VIRGINIA HEAD COACH TONY BENNETT**

- Three-time National and ACC Coach of the Year Tony Bennett has a 228-86 (.726) mark in 10 seasons at Virginia and 297-119 (.713) career mark in 13 seasons overall.
- In 2017-18, Bennett led Virginia to its eighth ACC regular-season title, third ACC Tournament championship, school-record 31 wins, ACC-record 17 league wins and ACC-record 9-0 mark on the road.
- Bennett was named the USBWA Henry Iba National Coach of the Year for the third time to rank second all-time behind legendary John Wooden, who captured the award six times.
- Bennett also earned Division I National Coach of the Year honors from the AP, USA Today and NABC.
- He has led UVA to outright ACC regular-season and tournament championships in the same season two times (2014 and 2018).
- Bennett has guided UVA to five straight NCAA Tournament appearances for the first time in school history and has led UVA to a school-record six straight seasons with 23 or more wins.
- Bennett is the sixth coach in ACC history to win at least three outright ACC regular-season titles (Frank McGuire, Vic Bubas, Dean Smith, Mike Krzyzewski and Roy Williams).
- Bennett has led UVA to a school-best 16 or more ACC wins in three of the last five seasons.
- Bennett has led UVA to a school-record six straight seasons with 11 or more ACC wins.
- He has led UVA to a school-best seven straight 20-win seasons.
- Bennett guided UVA to a school-record 89 wins over three seasons from 2014-16, eclipsing 88 wins from 1981-83.
- Bennett has led UVA to seven consecutive postseason tournaments (NCAA in 2012, 2014, 2015, 2016, 2017 and 2018 and NIT in 2013).
- In 2015-16, Bennett led UVA to its first NCAA Elite Eight appearance since 1995 with 29 wins.
- Bennett was named 2015 USBWA National Coach of the Year and ACC Coach of the Year after leading Virginia to a then-school-record tying 30 wins and its second consecutive ACC regular-season title.
- Bennett led the Cavaliers to 30 wins in back-to-back seasons (2014-2015) for the first time in school history.
- UVA is 122-35 (.777) in non-conference action, 105-51 (.673) in ACC play and 132-25 (.841) at home under Tony Bennett.
- Bennett ranks sixth all-time in winning percentage at .673, among ACC head coaches with 100 or more ACC regular-season wins.

**GETTING DEFENSIVE**

- UVA ranks first nationally in scoring defense at 51.2 ppg.
- The Cavaliers have limited five opponents to fewer than 50 points (Coppin State, Morgan State, Towson, Wisconsin, VCU).
- UVA has held six opponents to 40 percent or less shooting.
- UVA has out-rebounded seven opponents.
- Bennett-coached teams have led the nation in scoring defense five times and finished in the top-five nationally in nine of 12 seasons.

**HOO ARE THESE CAVALIERS?**

- Virginia is led by Ty Jerome, Kyle Guy, De'Andre Hunter and Jack Salt.
- Hunter leads UVA in scoring (15.6) and rebounding (5.3).
- Jerome is averaging 13.7 points and team-high 4.0 assists.
- Guy is averaging 13.4 points, while Salt anchors UVA's stingy defense.
- Transfer Braxton Key has averaged 6.0 points and 5.1 rebounds, while Mamadi Diakite has averaged 5.9 points and 2.1 rebounds.
- Newcomer Kihei Clark, who has started the past four games, is averaging 5.8 points and 2.6 rebounds.
- Clark broke his left wrist against Morgan State, played in the VCU game with a cast and had successful surgery on Dec. 10.
- Marco Anthony, Jay Huff and Kody Stattmann provide depth and Francisco Caffaro is redshirting the 2018-19 season.
- Redshirt freshman Francesco Badocchi returned to the team last week after taking a leave of absence due to medical issues.
- Manager Grant Kersey has appeared in four home games.

**TYING US TOGETHER**

- Point guard Ty Jerome is averaging a career-high 13.7 points, 4.0 assists and 3.7 rebounds.
- Jerome has reached double figures in seven games, including back-to-back 20-point efforts to start the season.
- Jerome is shooting a career-best 43.1 percent from 3-point range.
- Jerome is the first Cavalier to score 20 or more points in the first two games of a season since Sylvan Landesberg in 2008-09 (28 vs. VMI and 21 vs. USF).

**NATIONAL DEFENSIVE PPG RANKINGS UNDER BENNETT**

Year	School	Pts/Gm	Rank
2006-07	Washington State	59.5	17th
2007-08	Washington State	56.4	3rd
2008-09	Washington State	55.4	1st
2009-10	Virginia	63.6	54th
2010-11	Virginia	62.4	36th
2011-12	Virginia	54.2	2nd
2012-13	Virginia	55.6	5th
2013-14	Virginia	55.7	1st
2014-15	Virginia	51.5	1st
2015-16	Virginia	60.1	2nd
2016-17	Virginia	56.4	1st
2017-18	Virginia	54.0	1st
2018-19	Virginia	51.2	1st

- Ty Jerome sank 10 of 14 3-pointers in UVA's first two games and is the first Cavalier to make 10 3-pointers in the first two games of a season since Curtis Staples (10 of 24) in 1997-98.
- Jerome was named to the Battle 4 Atlantis All-Tournament team.
- In 2017-18, Jerome earned All-ACC third-team honors after averaging 10.6 points and 3.9 assists.

**THIS GUY GETS BUCKETS**

- Kyle Guy is tied for the team with 22 3-pointers and is third on the team in scoring (13.4 ppg), highlighted by his seventh career 20-point effort vs. George Washington.
- Guy has shot 42.3 percent from 3-point range during his career and has made five or more 3-pointers in eight games.
- Guy's 42.3 3-point percentage ranks first on UVA's career list, edging Keith Free's (2000-01) mark of 42.1 percent.
- Guy has scored 20 or more points in seven career games (4 in 2017-18), including a career-high 29 points at VCU (11/17/17).
- In 2017-18, Guy reached double figures in 28 games and led the Cavaliers in scoring in 15 contests.
- Guy averaged 16.7 points to earn ACC Tournament MVP honors.

**DRE'S WAY**

- De'Andre Hunter has reached double figures in eight games, averaging a team-leading 15.6 points and 5.3 rebounds.
- He earned Battle 4 Atlantis MVP honors and ACC Player of the Week accolades after averaging 19.3 points and 7.7 rebounds in the tournament.
- Hunter has three 20-point games in 2018-19 (Coppin State, Dayton and Wisconsin), matching a career-high 23 points against Dayton.
- Hunter recorded a career-high nine assists vs. Middle Tennessee.
- Hunter recorded his second career double-double with 13 points and 10 rebounds vs. Towson.
- He is shooting 57.3 percent from the floor, 45.5 percent from 3-point range and 80 percent from the charity stripe.
- Hunter averaged 9.2 points and 3.5 rebounds in 2017-18.
- Hunter reached double figures in 16 games, including a career-high 23 against Monmouth and ACC-high 22 against Miami.
- Hunter fractured his left wrist during the ACC Tournament and missed the NCAA Tournament.

**HOLDING FOES UNDER 50**

- Virginia has held five opponents (5-0) to fewer than 50 points and is 81-2 when achieving the mark in the Tony Bennett era.
- Bennett-coached teams are 106-3 when holding opponents to fewer than 50 points (25-1 in three years at Washington State).
- UVA is 22-0 under Bennett when limiting foes to 40 or fewer points.

**THE ELECTRIC 70s, AWESOME 80s & DIVINE 90s**

- Virginia has scored over 70 points in six games and is 113-6 when scoring at least 70 points under Tony Bennett and 115-80 when scoring under 70 points under Bennett.
- UVA scored 97 points against Coppin State and is 3-0 when scoring 90 or more points under Bennett.
- UVA is 28-1 when scoring 80 or more points under Bennett with its lone loss a 93-81 decision at North Carolina in 2012-13.
- UVA was the first ACC team to win seven straight conference games (Jan. 6-27, 2018) while scoring fewer than 70 points in any game.



**HEAD COACH  
TONY BENNETT**  
10TH SEASON

**PERSONAL**

Birthdate: June 1, 1969  
Birthplace: Clintonville, Wis.

Family: wife, Laurel; daughter, Anna; son, Eli

**EDUCATION**

College: Green Bay, 1992

**COACHING EXPERIENCE**

- 1999-00 Wisconsin (staff volunteer)
- 2000-01 Wisconsin (assistant coach)
- 2003-04 Washington State (assistant coach)
- 2004-06 Washington State (associate head coach)
- 2006-09 Washington State (head coach)
- 2009- Virginia (head coach)

**THE BENNETT RECORD**

Year	School	Record (Conf)	Postseason
2006-07	Washington St.	26-8 (13-5)	NCAA 2nd Round
2007-08	Washington St.	26-9 (11-7)	NCAA Sweet 16
2008-09	Washington St.	17-16 (8-10)	NIT 1st Round
2009-10	Virginia	15-16 (5-11)	
2010-11	Virginia	16-15 (7-9)	
2011-12	Virginia	22-10 (9-7)	NCAA 2nd Round
2012-13	Virginia	23-12 (11-7)	NIT Quarterfinals
2013-14	Virginia	30-7 (16-2)	NCAA Sweet 16
2014-15	Virginia	30-4 (16-2)	NCAA Third Round
2015-16	Virginia	29-8 (13-5)	NCAA Elite Eight
2016-17	Virginia	23-11 (11-7)	NCAA 2nd Round
2017-18	Virginia	31-3 (17-1)	NCAA 1st Round
2018-19	Virginia	9-0 (0-0)	
<b>Total</b>	<b>12 seasons</b>	<b>297-119</b>	
<b>Virginia</b>	<b>10th season</b>	<b>228-86</b>	

**BENNETT VS. 2018-19 OPPONENTS**

Opponent	Career	Virginia
Boston College	8-4	8-4
Butler	1-0	1-0
Clemson	10-3	10-3
Coppin State	1-0	1-0
Dayton	1-0	1-0
Duke	3-9	3-9
Florida State	7-7	7-7
George Washington	2-1	2-1
Georgia Tech	11-2	11-2
Louisville	8-1	8-1
Marshall	0-0	0-0
Maryland	8-4	8-4
Miami	7-6	7-6
Middle Tennessee	1-0	1-0
Morgan State	3-0	3-0
North Carolina	8-8	8-7
NC State	11-2	11-2
Notre Dame	7-1	6-1
Pitt	7-2	7-1
South Carolina	0-0	0-0
Syracuse	5-2	5-2
Towson	2-0	2-0
VCU	3-1	3-1
Virginia Tech	12-6	12-6
Wake Forest	7-4	7-4
William & Mary	2-0	2-0
Wisconsin	3-1	3-1

# NATIONAL RANKINGS

## ASSOCIATED PRESS (Monday, Dec. 17)

1	Kansas (56)	9-0	1586
2	<b>Duke (5)</b>	<b>9-1</b>	<b>1488</b>
3	Tennessee (2)	8-1	1464
4	Michigan (1)	11-0	1442
5	<b>Virginia (1)</b>	<b>9-0</b>	<b>1400</b>
6	Nevada	11-0	1319
7	Auburn	9-1	1156
8	Gonzaga	9-2	1147
9	<b>North Carolina</b>	<b>8-2</b>	<b>1126</b>
10	Michigan State	9-2	1070
11	<b>Florida State</b>	<b>8-1</b>	<b>949</b>
12	Texas Tech	10-0	912
13	<b>Virginia Tech</b>	<b>9-1</b>	<b>838</b>
14	Buffalo	10-0	684
15	Ohio State	9-1	647
16	<b>Wisconsin</b>	<b>9-2</b>	<b>619</b>
17	Mississippi State	9-1	529
18	Arizona State	8-1	415
19	Kentucky	8-2	377
20	Marquette	8-2	350
21	Houston	10-0	266
22	Indiana	9-2	226
23	Iowa	8-2	224
24	Furman	12-0	208
25	Nebraska	9-2	156

Others receiving votes: Oklahoma 115, **Maryland 103**, Kansas State 90, St. John's 59, Villanova 52, **NC State 38**, Purdue 20, TCU 17, Iowa State 9, Cincinnati 7, **Louisville 6**, Minnesota 3, Florida 3, Belmont 2, San Francisco 2, NJIT 1

## USA TODAY COACHES (Monday, Dec. 17)

1	Kansas (27)	9-0	768
2	<b>Duke (1)</b>	<b>9-1</b>	<b>709</b>
3	<b>Virginia</b>	<b>9-0</b>	<b>697</b>
4	Tennessee	8-1	694
5	Michigan (3)	11-0	678
6	Nevada	11-0	617
7	Auburn	9-1	532
8	Michigan State	9-2	502
9	Gonzaga	9-2	497
10	<b>North Carolina</b>	<b>8-2</b>	<b>493</b>
11	Texas Tech	10-0	470
12	<b>Florida State</b>	<b>8-1</b>	<b>452</b>
13	<b>Virginia Tech</b>	<b>9-1</b>	<b>425</b>
14	Ohio State	9-1	341
15	Buffalo	10-0	318
16	Mississippi State	9-1	272
17	<b>Wisconsin</b>	<b>9-2</b>	<b>232</b>
18	Kentucky	8-2	198
19	Arizona State	8-1	178
20	Houston	10-0	168
21	Iowa	8-2	115
22	Nebraska	9-2	94
23	Marquette	8-2	91
24	<b>Maryland</b>	<b>9-2</b>	<b>90</b>
25	Furman	12-0	82

Others receiving votes: Indiana 62, Oklahoma 58, St. John's 51, Kansas State 45, Villanova 35, Cincinnati 28, TCU 24, Iowa State 15, **NC State 13**, UCF 7, North Texas 7, Florida 6, **Louisville 6**, Purdue 3, Belmont 2

## 2018-19 Opponents in Bold

## THREE CAVALIERS EARN PRESEASON ALL-ACC HONORS

- Kyle Guy joined preseason ACC Player of the Year Luke Maye (North Carolina), RJ Barrett (Duke), Tyus Battle (Syracuse) and Ky Bowman on the All-ACC first team.
- De'Andre Hunter and Ty Jerome were joined on the second team by Zion Williamson (Duke), Justin Robinson (Virginia Tech) and Marquise Reed (Clemson).

## WATCH ME NOW

- Ty Jerome (Bob Cousy Award), Kyle Guy (Jerry West Award) and De'Andre Hunter (Julius Erving Award) were named to Naismith Memorial Basketball Hall of Fame preseason award watch lists.
- Guy and Hunter are among 50 players to watch for the 2019 Citizen Naismith Trophy Men's Player of the Year honor and 20 players for the NABA Division I Player of the Year award.

## CAVALIERS IN THE NBA

- Justin Anderson (Atlanta), Malcolm Brogdon (Milwaukee), Joe Harris (Brooklyn) and Mike Scott (Los Angeles) are former Cavaliers who are playing in the NBA this season.
- Brogdon, who earned NBA Rookie of the Year honors for Milwaukee in 2016-17, is in his third season with the Bucks.
- Scott is in his seventh season and Harris is in his fifth NBA season (third with Brooklyn), while Anderson is in his fourth season.
- Dallas head coach Rick Carlisle helped the Cavaliers to their last NCAA Final Four in 1984.

## THERE'S NO PLACE LIKE HOME

- Virginia is 171-41 (.805), including a 5-0 mark in 2018-19, in 13 seasons at John Paul Jones Arena.
- UVA was 16-1 at JPJ last season and is 133-25 (.842), including a 98-10 (.907) mark the past seven seasons, at home under Tony Bennett.
- Virginia is an ACC-leading 49-5 (.907) in league home games over the past six seasons. Duke is second at 48-6 (.889).
- UVA has won 11 or more home games for nine straight seasons.
- UVA has a 15-game nonconference home winning streak
- UVA is 70-6 at home in nonconference action under Bennett.
- The Cavaliers have a seven-game winning streak at JPJ.

## RECORDS WATCH

- Kyle Guy ranks first on UVA's career 3-point percentage at 42.3 percent, while Ty Jerome is fifth at 39.4 percent.
- Guy has drilled 156 of 364 career 3-point attempts and needs six 3's to pass Devin Smith (161 3's) for 10th on UVA's all-time list.
- Ty Jerome reached 100 career 3-pointers with a pair against Dayton.

## WORLD WIDE CAVALIERS

- Virginia and Maine lead the nation with current players from five different continents. In addition to North America, UVA is represented by Africa (Mamadi Diakite), Europe (Francesco Badocchi), South America (Francisco Caffaro) and Australia (Kody Statmann).
- New Zealander Jack Salt gives the Cavaliers five foreign players.

## VIRGINIA PICKED 2ND IN THE ACC

- Virginia was picked to finish second in the ACC preseason poll.
- The Cavaliers, who were picked sixth and finished first last season, have finished at or higher than their predicted finish in nine of the last 10 seasons.
- Duke was the preseason favorite, followed by UVA, North Carolina, Syracuse, Virginia Tech, Clemson, Florida State, NC State, Notre Dame, Miami, Louisville, Boston College, Georgia Tech, Wake Forest and Pitt.

## UVA VS. RANKED OPPONENTS

- UVA is 33-31 against ranked opponents in the Tony Bennett era, including a 2-0 mark in 2018-19 and 5-1 record in 2017-18.
- UVA posted back-to-back wins vs. ranked opponents (Wisconsin and Maryland) for the first in the regular season since 1982 (Georgetown and Houston).
- The Cavaliers are 148-327 vs. ranked opponents since 1953-54.
- UVA's win over then-No. 4 Duke on Jan. 27 marked the Cavaliers first road win vs. a top-5 ranked foe since 1993 (77-69 over No. 3 Duke).
- UVA is 1-29 all-time vs. No. 1-ranked opponents (86-73 win vs. No. 1 North Carolina on Jan. 30, 1986).

## 50-40-75 CLUB

- Virginia is 32-0 when shooting at least 50 percent from the field, 40 percent from 3-point range and 75 percent from the free throw line in the same game under head coach Tony Bennett.
- UVA is 1-0 this season after achieving the mark against Coppin State and was 5-0 last season when achieving the 50-40-75 mark (Austin Peay, VCU, Rhode Island, Davidson, NC State and Louisville).

## UVA INKS MORSELL AND SHEDRICK

- Guard Casey Morsell (Fort Washington, Md./St. John's College High School) and forward Kadin Shedrick (Raleigh, N.C./Holly Springs High School) signed NLI's with the Cavaliers.
- The 6-3, 190-pound Morsell averaged 14 points and 4.3 rebounds for St. John's College High School (Washington, D.C.) in 2017-18.
- The 6-11, 200-pound Shedrick averaged 16.2 points and 9.8 for Holly Springs in 2017-18.

## UVA VS. THE COMMONWEALTH OF VIRGINIA

- UVA is 1-0 against teams from the Commonwealth of Virginia, posting a 57-49 win over VCU.
- The Cavaliers play William & Mary & Virginia Tech (twice) this year.
- UVA has a 65-15 record against teams from Virginia since 1999-00.
- UVA has won 18 of its last 21 games against teams from Virginia.
- The Cavaliers went 3-1 vs. the Commonwealth last year.

## ON THE HORIZON

- No. 6 Virginia hosts William & Mary on Saturday, Dec. 22. Tipoff at John Paul Jones Arena is set for 2 p.m.

## 2018-19 UNIVERSITY OF VIRGINIA CAVALIERS

No.	Name	Pos.	Ht.	Wt.	Yr.	Hometown/High School [Previous College]
0	Kihei Clark	Fr.	G	5-9	155	Woodland Hills, Calif./Taft Charter
1	Francesco Badocchi	R-Fr.	F	6-7	205	Milan, Italy/Bishop Miege (Kan.)
2	Braxton Key	Jr.	G	6-8	225	Charlotte, N.C./Oak Hill Academy/Alabama
5	Kyle Guy **	Jr.	G	6-2	175	Indianapolis, Ind./Lawrence Central
10	Jayden Nixon	Fr.	G	6-3	189	Charlottesville, Va./Choate Rosemary Hall (Conn.)
11	Ty Jerome **	Jr.	G	6-5	195	New Rochelle, N.Y./Iona Prep
12	De'Andre Hunter *	R-So.	G	6-7	225	Philadelphia, Pa./Friends' Central School
22	Francisco Caffaro	Fr.	C	7-0	233	El Trebo, Sante Fe, Argentina/NBA Global Academy
23	Kody Statmann	Fr.	G	6-7	187	Bentley Park, Queensland, Australia/St. Augustine's College
24	Marco Anthony *	So.	G	6-4	212	San Antonio, Texas/Holmes
25	Mamadi Diakite **	R-Jr.	F	6-9	228	Conakry, Guinea, Africa/Blue Ridge School (Va.)
30	Jay Huff *	R-So.	F	7-1	232	Durham, N.C./Voyager Academy
33	Jack Salt ***	R-Sr.	C	6-10	250	Auckland, New Zealand/Westlake
45	Austin Katstra *	So.	F	6-6	217	Charlottesville, Va./Albemarle

**Head Coach:** Tony Bennett (Green Bay '92/10th season); **Associate Head Coach:** Jason Williford (Virginia '95/10th season)

**Assistant Coaches:** Brad Soderberg (UW-Stevens Point '85/4th season), Orlando Vandross (AIC '92/4th season)

**Director of Recruiting/Player Development:** Kyle Getter (Hanover College '01/1st season)

**Director of Scouting/Recruiting:** Larry Mangino (Montclair State '83/3rd season)

**Director of Player Personnel:** Johnny Carpenter (Virginia '13/4th season)

**Associate AD for Men's Basketball:** Ronnie Wideman (Washington State '06/10th season)

**Strength and Conditioning Coach:** Mike Curtis (Virginia '98/10th season); **Athletic Trainer:** Ethan Saliba (Kansas '79/36th season)



Official Basketball Box Score -- Game Totals -- Final Statistics

**Towson vs Virginia**  
11/06/18 7:00 pm at

**Towson 42 • 0-1**

##	Player	Total			3-Ptr			Rebounds			PF	TP	A	TO	Blk	Stl	Min
		FG-FGA	FG-FGA	FT-FTA	FG-FGA	FG-FGA	FT-FTA	Off	Def	Tot							
20	Nakye Sanders	f	0-2	0-0	3-6	0	3	3	3	3	0	4	0	0	0	24	
44	Alex Thomas	f	0-2	0-1	3-4	1	2	3	4	3	0	1	0	0	0	26	
00	Tobias Howard	c	3-7	3-6	1-2	0	1	1	2	10	0	3	0	0	0	31	
23	Brian Fobbs	g	4-12	1-5	0-2	2	4	6	0	9	0	1	0	0	0	31	
25	Nicolas Timberlake	g	2-6	0-2	2-5	1	2	3	2	6	0	2	0	3	0	26	
03	Allen Betrand	g	0-2	0-0	0-0	0	1	1	1	0	0	0	0	0	0	15	
05	Jakigh Dottin	g	1-3	0-0	3-6	0	2	2	0	5	0	1	0	0	0	15	
10	Yagizhan Selcuk	g	0-2	0-0	0-0	1	1	2	0	0	0	0	0	0	0	4	
11	Dennis Tunstall	g	3-4	0-0	0-0	5	1	6	4	6	0	1	0	0	0	15	
13	Quinton Drayton	g	0-0	0-0	0-0	1	0	1	1	0	0	1	0	0	0	12	
22	Solomon Uyaelunmo	g	0-0	0-0	0-2	0	3	3	1	0	0	0	0	0	0	3	
32	Chris Caliguiran	g	0-1	0-0	0-0	0	0	0	0	0	0	0	0	0	0	1	
Team						1	0	1									
Totals			13-41	4-14	12-27	12	20	32	18	42	0	14	0	3	203		

FG % 1st Half: 6-21 28.6% 2nd half: 7-20 35.0% Game: 13-41 31.7% Deadball Rebounds 6  
 3FG % 1st Half: 2-6 33.3% 2nd half: 2-8 25.0% Game: 4-14 28.6%  
 FT % 1st Half: 5-12 41.7% 2nd half: 7-15 46.7% Game: 12-27 44.4%

**Virginia 73 • 1-0**

##	Player	Total			3-Ptr			Rebounds			PF	TP	A	TO	Blk	Stl	Min
		FG-FGA	FG-FGA	FT-FTA	FG-FGA	FG-FGA	FT-FTA	Off	Def	Tot							
33	Jack Salt	c	1-1	0-0	1-2	2	1	3	3	3	0	2	1	0	0	15	
02	Braxton Key	g	3-8	1-3	0-0	4	5	9	2	7	1	0	1	1	0	29	
05	Kyle Guy	g	2-6	1-5	3-4	0	2	2	0	8	3	0	0	0	0	31	
11	Ty Jerome	g	6-10	6-9	2-2	0	3	3	1	20	4	2	0	3	29		
12	De'Andre Hunter	g	5-12	0-1	3-5	4	6	10	3	13	1	0	0	1	0	26	
00	Kihe'i Clark	g	2-4	0-2	0-0	0	1	1	3	4	6	1	0	1	0	25	
01	Grant Kersey	g	0-0	0-0	0-0	0	0	0	0	0	0	0	0	0	0	1	
10	Jayden Nixon	g	0-0	0-0	1-2	0	0	0	0	1	0	0	0	0	0	4	
23	Kody Statmann	g	0-2	0-2	0-0	0	0	0	1	0	1	0	0	0	0	4	
24	Marco Anthony	g	2-3	1-1	0-1	0	1	1	2	5	1	0	0	0	0	9	
25	Mamadi Diakite	g	1-3	0-2	0-0	0	2	2	3	2	1	0	0	0	0	17	
30	Jay Huff	g	3-4	1-1	1-2	1	0	1	1	8	0	0	0	0	0	8	
45	Austin Katstra	g	1-1	0-0	0-0	0	2	2	0	2	1	0	1	0	0	3	
Team						0	1	1									
Totals			26-54	10-26	11-18	11	24	35	19	73	19	5	3	6	201		

FG % 1st Half: 10-27 37.0% 2nd half: 16-27 59.3% Game: 26-54 48.1% Deadball Rebounds 4,1  
 3FG % 1st Half: 4-14 28.6% 2nd half: 6-12 50.0% Game: 10-26 38.5%  
 FT % 1st Half: 4-7 57.1% 2nd half: 7-11 63.6% Game: 11-18 61.1%

Officials: Technical fouls: Towson-None, Virginia-None. Attendance: 13807 2018-19 Men's Basketball, Round: 0, Towson vs Virginia, Played at .

Score by periods	1st	2nd	Total
Towson	19	23	42
Virginia	28	45	73



Official Basketball Box Score -- Game Totals -- Final Statistics

**George Washington vs Virginia**  
11/11/18 2:00 pm at

**George Washington 57 • 0-3**

##	Player	Total			3-Ptr			Rebounds			PF	TP	A	TO	Blk	Stl	Min
		FG-FGA	FG-FGA	FT-FTA	FG-FGA	FG-FGA	FT-FTA	Off	Def	Tot							
11	Arnaldo Toro	f	1-4	0-0	3-3	2	6	8	2	5	2	1	1	2	0	26	
00	Justin Mazzulla	g	1-5	0-2	1-2	0	2	2	2	3	0	2	0	0	0	31	
01	Terry Nolan Jr.	g	3-5	2-4	5-7	0	0	0	3	13	0	2	0	0	1	27	
02	Armel Potter	g	1-7	1-2	0-0	1	2	3	3	3	3	2	0	0	1	29	
13	D.J. Williams	g	6-10	1-3	4-5	0	5	5	1	17	1	2	0	0	0	29	
04	Justin Williams	g	0-0	0-0	0-2	0	1	1	1	0	0	1	1	0	0	4	
05	Adam Mitola	g	0-1	0-1	0-0	0	0	0	0	0	0	0	0	0	0	4	
12	Shandon Brown	g	0-1	0-1	0-2	0	2	2	3	0	0	0	0	0	0	11	
14	Maceo Jack	g	3-7	2-5	0-0	1	0	1	1	8	1	1	0	0	0	15	
15	Mezie Offurum	g	0-1	0-0	2-2	0	1	1	1	2	1	0	0	0	0	11	
32	Javier Langarica	g	2-3	0-0	0-0	0	0	0	1	4	0	0	0	0	0	4	
35	Marcus Littles	g	1-1	0-0	0-0	1	0	1	3	2	0	0	0	0	0	9	
Team						1	0	1									
Totals			18-45	6-18	15-23	6	19	25	21	57	8	16	2	4	200		

FG % 1st Half: 5-22 22.7% 2nd half: 13-23 56.5% Game: 18-45 40.0% Deadball Rebounds 3,3  
 3FG % 1st Half: 1-9 11.1% 2nd half: 5-9 55.6% Game: 6-18 33.3%  
 FT % 1st Half: 6-10 60.0% 2nd half: 9-13 69.2% Game: 15-23 65.2%

**Virginia 76 • 2-0**

##	Player	Total			3-Ptr			Rebounds			PF	TP	A	TO	Blk	Stl	Min
		FG-FGA	FG-FGA	FT-FTA	FG-FGA	FG-FGA	FT-FTA	Off	Def	Tot							
33	Jack Salt	c	1-5	0-0	2-2	0	3	3	2	4	1	1	0	0	0	21	
02	Braxton Key	g	2-5	0-2	1-3	1	2	3	3	5	1	1	0	3	0	17	
05	Kyle Guy	g	8-15	4-8	0-1	1	5	6	4	20	4	1	0	0	0	32	
11	Ty Jerome	g	7-9	4-5	2-3	0	6	6	1	20	7	2	0	4	31		
12	De'Andre Hunter	g	5-7	0-0	0-0	1	3	4	2	10	0	1	0	0	0	20	
00	Kihe'i Clark	g	1-3	0-2	0-0	0	2	2	1	2	3	1	0	0	0	25	
01	Grant Kersey	g	0-0	0-0	2-2	0	0	0	0	2	0	0	0	0	0	1	
10	Jayden Nixon	g	0-1	0-0	0-0	0	0	0	0	0	0	0	0	0	0	2	
23	Kody Statmann	g	0-0	0-0	0-0	0	1	1	1	0	0	1	0	0	0	3	
24	Marco Anthony	g	0-0	0-0	0-0	0	0	0	0	0	1	0	0	0	0	12	
25	Mamadi Diakite	g	5-8	0-1	0-0	2	1	3	3	10	0	2	2	2	0	17	
30	Jay Huff	g	1-2	0-1	1-2	0	3	3	3	3	1	0	1	0	0	16	
45	Austin Katstra	g	0-0	0-0	0-0	0	0	0	2	0	0	1	0	0	0	2	
Team						1	0	1									
Totals			30-55	8-19	8-13	6	26	32	22	76	18	12	3	7	199		

FG % 1st Half: 16-29 55.2% 2nd half: 14-26 53.8% Game: 30-55 54.5% Deadball Rebounds 2  
 3FG % 1st Half: 5-12 41.7% 2nd half: 3-7 42.9% Game: 8-19 42.1%  
 FT % 1st Half: 5-7 71.4% 2nd half: 3-6 50.0% Game: 8-13 61.5%

Officials: Technical fouls: George Washington-None, Virginia-None. Attendance: 13574 2018-19 Men's Basketball, Round: 0, George Washington vs Virginia, Played at .

Score by periods	1st	2nd	Total
George Washington	17	40	57
Virginia	42	34	76



Official Basketball Box Score -- Game Totals -- Final Statistics

**Coppin St. vs Virginia**  
11/16/18 7:00 pm at

**Coppin St. 40 • 0-4**

##	Player	Total			3-Ptr			Rebounds			PF	TP	A	TO	Blk	Stl	Min
		FG-FGA	FG-FGA	FT-FTA	FG-FGA	FG-FGA	FT-FTA	Off	Def	Tot							
01	Chad Andrews-Fulton	f	2-5	1-2	0-0	1	3	4	3	5	4	3	0	0	0	21	
05	Cedric Council	f	1-3	0-1	0-0	1	2	3	3	2	1	1	0	0	0	24	
00	Ibn Williams	g	2-9	2-4	0-0	0	2	2	1	6	0	4	0	0	0	33	
13	Dejuan Clayton	g	2-6	0-2	0-0	0	1	1	3	4	1	1	0	0	0	26	
22	Lamar Morgan	g	2-8	2-8	0-0	0	3	3	2	6	0	1	0	0	0	28	
03	Giir Ring	g	1-2	0-1	0-0	0	0	0	0	2	0	0	0	0	0	3	
04	Nigel Marshall	g	2-8	0-2	0-0	0	1	1	1	4	2	1	0	0	0	23	
11	Justin Steers	g	1-2	0-0	0-0	1	1	2	1	2	1	0	0	0	0	7	
21	Lucian Brownlee	g	1-2	1-2	0-0	0	1	1	0	3	1	0	0	0	0	7	
23	Kent Auslander	g	1-3	0-2	0-0	0	2	2	1	2	0	2	0	0	0	17	
25	Brendan Medley-Bacon	g	2-4	0-0	0-0	1	3	4	4	0	1	0	0	0	0	17	
Team						1	1	2									
Totals			17-52	6-24	0-0	5	20	25	19	40	10	16	0	0	201		

FG % 1st Half: 7-27 25.9% 2nd half: 10-25 40.0% Game: 17-52 32.7% Deadball Rebounds 0  
 3FG % 1st Half: 3-12 25.0% 2nd half: 3-12 25.0% Game: 6-24 25.0%  
 FT % 1st Half: 0-0 0.0% 2nd half: 0-0 0.0% Game: 0-0 0.0%

**Virginia 97 • 3-0**

##	Player	Total			3-Ptr			Rebounds			PF	TP	A	TO	Blk	Stl	Min
		FG-FGA	FG-FGA	FT-FTA	FG-FGA	FG-FGA	FT-FTA	Off	Def	Tot							
25	Mamadi Diakite	f	7-9	2-2	2-2	1	2	3	2	18	1	2	2	0	0	22	
02	Braxton Key	g	2-4	1-2	2-2	1	6	7	1	7	1	0	2	0	0	26	
05	Kyle Guy	g	3-5	1-1	0-0	1	5	6	0	7	5	0	0	1	0	28	

Official Basketball Box Score -- Game Totals -- Final Statistics  
**Virginia vs Dayton**  
 11/22/18 4:00 PM at Imperial Arena, Paradise Island, Bahamas

**Virginia 66 • 5-0**

##	Player	Total			3-Ptr			Rebounds			PF	TP	A	TO	Blk	Stl	Min
		FG-FGA	FG-FGA	FT-FTA	FG-FGA	FG-FGA	FT-FTA	Off	Def	Tot							
25	Diakite,Mamadi	f	0-2	0-0	0-0	1	0	1	3	0	0	0	0	0	0	8	
02	Key,Braxton	g	1-6	0-3	1-2	1	5	6	2	3	2	0	0	0	4	33	
05	Guy,Kyle	g	5-11	2-6	2-2	2	1	3	0	14	1	1	0	0	38		
11	Jerome,Ty	g	3-10	2-6	7-10	1	0	1	2	15	2	1	0	1	27		
12	Hunter,De'Andre	g	8-11	1-2	6-6	5	1	6	2	23	1	2	0	1	39		
00	Clark,Kihe	g	3-7	2-3	1-2	1	4	5	1	9	2	3	0	0	30		
30	Huff,Jay	g	0-0	0-0	0-0	0	1	1	0	0	0	1	0	0	5		
33	Salt,Jack	g	1-2	0-0	0-0	1	3	4	2	0	1	0	0	0	20		
Team						2	1	3									
Totals			21-49	7-20	17-22	14	16	30	14	66	8	9	0	6	200		

FG % 1st Half: 10-27 37.0% 2nd half: 11-22 50.0% Game: 21-49 42.9% Deadball Rebounds 1  
 3FG % 1st Half: 3-10 30.0% 2nd half: 4-10 40.0% Game: 7-20 35.0%  
 FT % 1st Half: 4-4 100.0 2nd half: 13-18 72.2% Game: 17-22 77.3%

**Dayton 59 • 4-1**

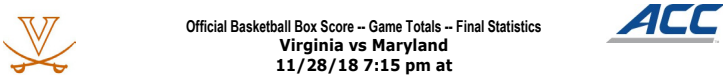
##	Player	Total			3-Ptr			Rebounds			PF	TP	A	TO	Blk	Stl	Min
		FG-FGA	FG-FGA	FT-FTA	FG-FGA	FG-FGA	FT-FTA	Off	Def	Tot							
00	Cunningham, Josh	f	6-8	0-0	3-5	2	3	5	2	15	0	5	0	1	32		
33	Mikesell, Ryan	f	1-2	0-1	0-0	1	5	6	2	2	0	2	0	0	19		
03	Landers, Trey	g	4-10	0-3	1-2	4	1	5	3	9	3	2	1	3	35		
04	Davis, Jordan	g	2-6	1-3	0-0	0	2	2	4	5	1	2	0	0	32		
10	Crutcher, Jalen	g	4-9	3-6	0-1	0	2	2	3	11	7	1	0	1	37		
01	Toppin, Obi	g	6-7	1-1	0-0	1	3	4	2	13	1	0	1	0	26		
31	Matos, Jhery	g	1-1	0-0	0-0	0	0	0	4	2	0	0	0	1	13		
35	Cohill, Dwayne	g	1-3	0-0	0-0	1	2	3	1	2	0	0	0	0	6		
Team						0	0	0									
Totals			25-46	5-14	4-8	9	18	27	21	59	12	14	2	6	200		

FG % 1st Half: 9-17 52.9% 2nd half: 16-29 55.2% Game: 25-46 54.3% Deadball Rebounds 0  
 3FG % 1st Half: 1-4 25.0% 2nd half: 4-10 40.0% Game: 5-14 35.7%  
 FT % 1st Half: 3-7 42.9% 2nd half: 1-1 100.0 Game: 4-8 50.0%

Officials: Gary Maxwell, Tony Padilla, Raymie Styons  
 Technical fouls: Virginia-None. Dayton-None.  
 Attendance: 2258  
 2018 Bad Boy Mowers Battle 4 Atlantis - Game 6

Score by periods	1st	2nd	Total
Virginia	27	39	66
Dayton	22	37	59

Last FG - VA 2nd-00:55, UD 2nd-00:17. Score tied - 1 time.  
 Largest lead - VA by 9 2nd-14:31, UD by 7 1st-15:33. Lead changed - 1 time.  
 VA led for 25:34. UD led for 11:43. Game was tied for 02:43.



Official Basketball Box Score -- Game Totals -- Final Statistics  
**Virginia vs Maryland**  
 11/28/18 7:15 pm at

**Virginia 76 • 7-0**

##	Player	Total			3-Ptr			Rebounds			PF	TP	A	TO	Blk	Stl	Min
		FG-FGA	FG-FGA	FT-FTA	FG-FGA	FG-FGA	FT-FTA	Off	Def	Tot							
33	Jack Salt	c	6-7	0-0	0-1	3	4	7	3	12	1	0	1	1	34		
00	Kihe Clark	g	1-4	0-2	2-4	1	1	2	3	4	4	0	0	2	35		
05	Kyle Guy	g	6-14	5-9	1-1	0	3	3	1	18	3	0	0	1	38		
11	Ty Jerome	g	6-14	3-7	2-3	2	1	3	2	17	1	1	0	1	31		
12	De'Andre Hunter	g	6-13	1-3	2-2	3	2	5	3	15	4	0	1	0	35		
02	Braxton Key	g	3-4	1-1	3-4	0	1	1	3	10	0	0	0	2	11		
24	Marco Anthony	g	0-1	0-0	0-0	0	1	1	0	0	1	0	0	0	6		
25	Mamadi Diakite	g	0-2	0-0	0-0	0	1	1	4	0	1	1	0	0	10		
Team						0	0	0									
Totals			28-59	10-22	10-15	9	14	23	19	76	15	2	2	7	200		

FG % 1st Half: 15-30 50.0% 2nd half: 13-29 44.8% Game: 28-59 47.5% Deadball Rebounds 2,1  
 3FG % 1st Half: 8-16 50.0% 2nd half: 2-6 33.3% Game: 10-22 45.5%  
 FT % 1st Half: 1-1 100.0 2nd half: 9-14 64.3% Game: 10-15 66.7%

**Maryland 71 • 6-1**

##	Player	Total			3-Ptr			Rebounds			PF	TP	A	TO	Blk	Stl	Min
		FG-FGA	FG-FGA	FT-FTA	FG-FGA	FG-FGA	FT-FTA	Off	Def	Tot							
23	Bruno Fernando	f	6-8	0-0	2-2	4	7	11	1	14	2	3	2	0	32		
25	Jalen Smith	f	3-6	0-2	0-1	1	4	5	1	6	3	0	0	0	27		
01	Anthony Cowan	g	5-12	1-4	4-6	1	0	1	5	15	4	4	0	0	36		
05	Eric Ayala	g	4-7	3-4	2-3	0	4	4	1	13	2	3	0	0	35		
11	Darryl Morsell	g	3-7	0-2	2-4	0	4	4	3	8	1	2	0	0	34		
02	Aaron Wiggins	g	5-8	3-5	0-0	2	2	4	4	13	0	0	0	0	24		
10	Serrel Smith Jr.	g	1-1	0-0	0-0	0	0	0	1	2	0	1	0	0	8		
13	Ivan Bender	g	0-0	0-0	0-0	0	1	1	0	0	0	0	0	0	2		
14	Ricky Lindo Jr.	g	0-1	0-0	0-0	0	0	0	0	0	0	0	0	0	2		
Team						2	3	5									
Totals			27-50	7-17	10-16	10	25	35	16	71	12	14	2	0	200		

FG % 1st Half: 14-29 48.3% 2nd half: 13-21 61.9% Game: 27-50 54.0% Deadball Rebounds 4  
 3FG % 1st Half: 1-6 16.7% 2nd half: 6-11 54.5% Game: 7-17 41.2%  
 FT % 1st Half: 1-1 100.0 2nd half: 9-15 60.0% Game: 10-16 62.5%

Officials: Kelly Pfeifer,Keith Kimble,Terry Ogelsby  
 Technical fouls: Virginia-None. Maryland-None.  
 Attendance: 17950  
 2018-19 Men's Basketball. Round: 0. Maryland vs Virginia. Played at .

Score by periods	1st	2nd	Total
Virginia	39	37	76
Maryland	30	41	71

Official Basketball Box Score -- Game Totals -- Final Statistics  
**Virginia vs Wisconsin**  
 11/23/18 2:00 PM at Imperial Arena, Paradise Island, Bahamas

**Virginia 53 • 6-0**

##	Player	Total			3-Ptr			Rebounds			PF	TP	A	TO	Blk	Stl	Min
		FG-FGA	FG-FGA	FT-FTA	FG-FGA	FG-FGA	FT-FTA	Off	Def	Tot							
33	Salt,Jack	c	1-4	0-0	0-0	4	1	5	4	2	0	1	1	1	26		
00	Clark,Kihe	g	1-3	1-1	2-2	0	5	5	0	5	2	0	0	3	37		
05	Guy,Kyle	g	3-10	2-6	1-2	0	3	3	1	9	3	2	0	0	34		
11	Jerome,Ty	g	5-17	1-6	0-0	1	3	4	3	11	5	0	0	3	38		
12	Hunter,De'Andre	g	8-14	0-3	4-6	1	8	9	0	20	0	1	1	0	36		
02	Key,Braxton	g	0-4	0-1	0-0	0	0	0	1	0	0	0	0	1	12		
25	Diakite,Mamadi	g	2-2	0-0	2-2	0	2	2	0	6	0	1	0	1	17		
Team						1	2	3									
Totals			20-54	4-17	9-12	7	24	31	9	53	10	5	2	9	200		

FG % 1st Half: 13-27 48.1% 2nd half: 7-27 25.9% Game: 20-54 37.0% Deadball Rebounds 1  
 3FG % 1st Half: 3-8 37.5% 2nd half: 1-9 11.1% Game: 4-17 23.5%  
 FT % 1st Half: 4-4 100.0 2nd half: 5-8 62.5% Game: 9-12 75.0%

**Wisconsin 46 • 5-1**

##	Player	Total			3-Ptr			Rebounds			PF	TP	A	TO	Blk	Stl	Min
		FG-FGA	FG-FGA	FT-FTA	FG-FGA	FG-FGA	FT-FTA	Off	Def	Tot							
22	Happ, Ethan	f	11-19	0-0	0-0	1	14	15	3	22	6	6	4	0	36		
35	Reuvers, Nate	f	1-3	0-1	0-0	1	2	3	2	2	3	1	1	0	30		
00	Trice, D'Mitrik	g	2-9	0-2	1-2	0	4	4	1	5	1	3	0	0	37		
21	Iverson, Khalil	g	3-3	0-0	1-1	1	5	6	0	7	2	0	0	1	31		
34	Davison, Brad	g	2-8	1-4	0-0	1	1	2	4	5	0	0	0	2	27		
01	Pritzl, Brevin	g	0-1	0-1	0-0	0	1	1	0	0	0	0	0	0	4		
02	Ford, Aleem	g	0-1	0-1	0-0	0	0	0	0	0	0	0	0	0	3		
12	Anderson, Trevor	g	0-0	0-0	0-0	0	0	0	0	0	0	0	0	0	3		
15	Thomas, Charles	g	0-0	0-0	0-0	0	0	0	0	0	0	0	0	0	2		
23	King, Kobe	g	2-4	1-2	0-0	0	0	0	1	5	0	1	0	1	27		
Team						0	2	2									
Totals			21-48	2-11	2-3	4	29	33	11	46	13	13	5	4	200		

FG % 1st Half: 9-25 36.0% 2nd half: 12-23 52.2% Game: 21-48 43.8% Deadball Rebounds 0  
 3FG % 1st Half: 0-5 0.0% 2nd half: 2-6 33.3% Game: 2-11 18.2%  
 FT % 1st Half: 0-0 0.0% 2nd half: 2-3 66.7% Game: 2-3 66.7%

Officials: Gary Maxwell, Keith Kimble, Tony Padilla  
 Technical fouls: Virginia-None. Wisconsin-None.  
 Attendance: 2249  
 2018 Bad Boy Mowers Battle 4 Atlantis - Championship Game - Game 10

Score by periods	1st	2nd	Total
Virginia	33	20	53
Wisconsin	18	28	46

Last FG - VA 2nd-01:22, WIS 2nd-01:12. Score tied - 2 times.  
 Largest lead - VA by 15 1st-01:14, WIS None. Lead changed - 0 times



Official Basketball Box Score -- Game Totals -- Final Statistics


**VCU vs Virginia**  
**12/09/18 1:30 pm at**
**VCU 49 • 7-3**

##	Player	Total		3-Ptr	Rebounds			PF	TP	A	TO	Blk	Stl	Min	
		FG-FGA	FG-FGA	FT-FTA	Off	Def	Tot								
04	Corey Douglas	f	2-3	0-1	0-0	1	0	1	4	4	0	1	2	0	17
14	Marcus Santos-Silva	f	3-7	0-0	2-3	6	4	10	4	8	0	0	1	0	25
23	Issac Vann	f	4-10	0-3	2-3	1	2	3	1	10	3	1	0	0	34
00	De'Riante Jenkins	g	3-14	2-10	0-0	2	3	5	1	8	0	1	0	1	24
02	Marcus Evans	g	1-10	1-6	0-0	0	1	1	4	3	1	3	0	0	27
01	Mike'L Simms		1-5	1-3	0-0	0	1	1	1	3	0	0	0	0	15
05	Sean Mobley		1-5	0-2	1-1	0	3	3	0	3	1	0	0	0	18
10	Vince Williams		2-4	1-1	2-4	2	1	3	2	7	0	1	1	1	15
13	Malik Crowfield		0-1	0-1	0-0	0	3	3	0	0	2	0	0	0	15
22	Michael Gilmore		1-2	1-2	0-0	0	1	1	3	3	0	0	0	0	5
24	P.J. Byrd		0-0	0-0	0-0	0	0	0	1	0	0	0	0	0	5
	Team					3	0	3			1				
	Totals		18-61	6-29	7-11	15	19	34	21	49	7	8	4	2	200

FG % 1st Half: 10-27 37.0% 2nd half: 8-34 23.5% Game: 18-61 29.5% Deadball Rebounds 4  
 3FG % 1st Half: 3-11 27.3% 2nd half: 3-18 16.7% Game: 6-29 20.7%  
 FT % 1st Half: 1-3 33.3% 2nd half: 6-8 75.0% Game: 7-11 63.6%

**Virginia 57 • 9-0**

##	Player	Total		3-Ptr	Rebounds			PF	TP	A	TO	Blk	Stl	Min	
		FG-FGA	FG-FGA	FT-FTA	Off	Def	Tot								
33	Jack Salt	c	0-1	0-0	1-3	3	4	7	2	1	0	2	1	0	20
00	Kihe'i Clark	g	1-5	0-1	7-7	0	2	2	3	9	4	3	0	2	33
05	Kyle Guy	g	4-13	1-5	6-7	3	3	6	2	15	1	1	0	0	37
11	Ty Jerome	g	4-13	3-9	3-4	0	8	8	1	14	3	1	0	2	37
12	De'Andre Hunter	g	1-6	0-1	7-7	2	2	4	5	9	0	2	0	0	35
02	Braxton Key		1-2	1-2	0-0	1	3	4	3	3	1	2	0	0	12
24	Marco Anthony		0-0	0-0	0-0	0	0	0	0	0	0	0	0	0	2
25	Mamadi Diakite		2-4	0-0	2-2	2	3	5	1	6	0	1	1	0	22
30	Jay Huff		0-0	0-0	0-0	0	0	0	1	0	0	0	0	0	2
	Team					1	1	2							
	Totals		13-44	5-18	26-30	12	26	38	18	57	9	12	2	4	200

FG % 1st Half: 8-23 34.8% 2nd half: 5-21 23.8% Game: 13-44 29.5% Deadball Rebounds 4,2  
 3FG % 1st Half: 3-10 30.0% 2nd half: 2-8 25.0% Game: 5-18 27.8%  
 FT % 1st Half: 10-12 83.3% 2nd half: 16-18 88.9% Game: 26-30 86.7%

Officials: Pat Driscoll, Tony Henderson, Lee Cassell  
 Technical fouls: VCU-None. Virginia-None.  
 Attendance: 13648  
 2018-19 Men's Basketball. Round: 0. VCU vs Virginia. Played at .

Score by periods	1st	2nd	Total
VCU	24	25	49
Virginia	29	28	57

## MEDIA INFORMATION

### VIRGINIA MEDIA RELATIONS OFFICE

The UVA athletics media relations office is located in John Paul Jones Arena. Regular business hours are 9 a.m. to 5 p.m., Monday through Friday.

### PRESS CREDENTIALS

Media members interested in obtaining season or game credentials should apply online at [www.sportssystem.com/virginia-hoops](http://www.sportssystem.com/virginia-hoops). Credential requests should be submitted no later than seven (7) days prior to the game. Credentials that can't be mailed will be held for pickup at the will call window at John Paul Jones Arena. You must have a press pass to be admitted to the media area and the press room.

### PHOTO CREDENTIALS

All photographers and camera operators must wear a visible credential issued by the Virginia athletics media relations office. Photographers work from the baselines at both ends of the court at John Paul Jones Arena. Live television is given top priority for courtside space.

### PRESS PARKING

Press parking passes are provided upon request on a limited basis. Please request your parking pass during the online credential application process.

### INTERVIEWS

All requests for interviews with Virginia basketball coaches and players should be made through Erich Bacher in the athletics media relations office. It is requested you allow the athletics media relations staff at least one day to arrange an interview.

### POSTGAME INTERVIEWS

Virginia head coach Tony Bennett, two Virginia student-athletes and the visiting head coach will meet with media representatives in the press room after each game at John Paul Jones Arena. Coach Bennett will be available in the press room approximately 10 minutes after the conclusion of the game, followed by two Virginia student-athletes or the visiting coach. Other Virginia players will be available upon request in the Courtside Club after the Virginia student-athletes press conference.

### UVA SPORTS APP

The Virginia Sports mobile app is available for download by searching for "Virginia Athletics" or "UVA sports." The App features news, live stats, schedules, results and news information for each of UVA sports programs, articles from Jeff White, audio and video content and more.

### RADIO

Each visiting school is allowed one radio broadcast from John Paul Jones Arena. The Virginia athletics media relations office provides two ISDN lines and three business touchtone lines for use by the visiting broadcast crew. Radio network crews work from a courtside location at the scorer's table. Three seats are available at the table for visiting radio crews.

### GAME SERVICES

Information packets are available before each game at John Paul Jones Arena, and a full statistical summary and play-by-play sheets are distributed at halftime and after the game. Head coach and player quotes will be available after postgame interviews. A pregame meal is served for working members of the media in the press room on the event level of John Paul Jones Arena.

### TELEPHONES/WIRELESS

Should you require your own telephone for game coverage, please contact Erich Bacher in the Virginia athletics media relations office. A wireless network is available at John Paul Jones Arena for media. A UVA media relations representative will provide login directions.

### ACC COACHES TELECONFERENCE

The 2019 ACC Men's Basketball Weekly Teleconference begins Monday, Jan. 7, 2019, and continues each Monday through March 4. Each coach will have 10 minutes to make an opening statement and answer questions. There will be an instant replay of each teleconference on the Conference's internet site TheACC.com each Monday afternoon. Coaches whose teams play on Monday evening will not participate in that day's teleconference. Here is head coach Tony Bennett's (and Virginia's ACC weekly opposing coach) 2019 ACC Teleconference schedule:

#### Monday, Jan. 7

12:50 p.m. (Christian 10:30 a.m., Brownell 10:40 a.m.)

#### Monday, Jan. 14

12:10 p.m. (Williams 12 p.m.)

#### Monday, Jan. 21

12:30 p.m. (Manning 11:20 a.m., Brey 12:20 p.m.)

#### Monday, Jan. 28

11 a.m. (Keatts 11:10 a.m., Larrañaga 12:30 p.m.)

#### Monday, Feb. 4

12:30 p.m. (Krzyszewski 12:10 p.m.)

#### Monday, Feb. 25

12:30 p.m. (Pastner 10:50 a.m., Capel 11:30 a.m.)

## VIRGINIA RECORD BOOK

### CAREER 3FG PERCENTAGE

(MIN 100 3FG MADE)

NO.	NAME	FG-FGA	FG%
1.	<b>Kyle Guy (2017-present)</b>	<b>156-369</b>	<b>.423</b>
2.	Keith Friel (2000-01)	107-254	.421
3.	London Perrantes (2014-17)	211-516	.409
4.	Joe Harris (2011-14)	263-646	.407
5.	<b>Ty Jerome (2017-present)</b>	<b>109-277</b>	<b>.394</b>
6.	Todd Billet (2003-04)	156-398	.392
7.	Curtis Staples (1995-98)	413-1079	.383
8.	Roger Mason, Jr. (2000-02)	137-365	.375
9.	J.R. Reynolds (2004-07)	221-610	.362
	Sean Singletary (2005-08)	222-614	.362

### CAREER 3-POINTERS

NO.	NAME	CAREER 3FGS
1.	Curtis Staples (1995-98)	413
2.	Joe Harris (2011-14)	263
3.	Harold Deane (1994-97)	237
4.	Sean Singletary (2005-08)	222
5.	J.R. Reynolds (2004-07)	221
6.	London Perrantes (2014-17)	211
7.	Sammy Zeglinski (2008-12)	200
8.	Malcolm Brogdon (2012-16)	185
9.	John Crotty (1988-91)	179
10.	Devin Smith (2003-05)	161
11.	<b>Kyle Guy (2017-present)</b>	<b>156</b>

## VIRGINIA'S 2018-19 RECORD WHEN..

	ALL	ACC
Leading at the half	9-0	
Trailing at the half	0-0	
Tied at the half	0-0	
Playing Overtime	0-0	
Shooting 50% or better	3-0	
Shooting between 40-49.9%	4-0	
Shooting less than 40%	2-0	
Opponents shoot 50% or better	2-0	
Opponents shoot less than 50%	7-0	
UVA outrebounds its opponent	7-0	
Opponent outrebounds UVA	2-0	
Teams are tied in rebounds	0-0	
UVA has 10 or more steals	0-0	
UVA shoots 70% FT or better	6-0	
UVA shoots less than 70% FT	3-0	
Scoring less than 50 points	0-0	
Scoring 50-59 points	2-0	
Scoring 60-69 points	1-0	
Scoring 70-79 points	4-0	
Scoring 80-89 points	1-0	
Scoring more than 90 points	1-0	
Allowing fewer than 50 points	5-0	
Allowing 30-39 points	0-0	
Allowing 40-49 points	5-0	
Allowing 50-59 points	3-0	
Allowing 60-69 points	0-0	
Allowing 70-79 points	1-0	
Allowing 80-89 points	0-0	
Allowing 90 or more points	0-0	
Playing in John Paul Jones Arena	5-0	
Playing on the road	1-0	
Playing on a neutral court	3-0	
Game decided by 1-4 points	0-0	
Game decided by 5-10 points	4-0	
Game decided by 11+ points	5-0	
Playing at night	4-0	
Playing in the afternoon	4-0	
Playing on Monday	1-0	
Playing on Tuesday	1-0	
Playing on Wednesday	2-0	
Playing on Thursday	1-0	
Playing on Friday	2-0	
Playing on Saturday	0-0	
Playing on Sunday	1-0	
Playing in November	7-0	
Playing in December	2-0	
Playing in January	0-0	
Playing in February	0-0	
Playing in March	0-0	

## VIRGINIA IN THE POLLS

Date	AP	USA Today
Preseason	5	5
Nov. 12	4	5
Nov. 19	4	4
Nov. 26	4	4
Dec. 3	4	4
Dec. 10	6	3
Dec. 17	5	3

## THE LAST TIME

### VIRGINIA INDIVIDUALS

- **Scored 30 points:** Ty Jerome (31) vs. Boston College (12/30/17)
- **Scored 40 points:** Sean Singletary (41) at Miami (3/1/08)
- **Two players with 20 points:** Ty Jerome (20) and Kyle Guy (20) vs. George Washington (11/11/18)
- **Three players with 20 points:** Chris Williams (27), Roger Mason, Jr. (22) and Donald Hand (20) vs. Duke (1/5/00)
- **Four players with 20 points:** Chris Williams (23), Donald Hand (22), Adam Hall (21) and Travis Watson (20) vs. Georgetown (3/15/00)
- **A player with back-to-back 25-point games:** Joe Harris, 26 vs. Virginia Tech (2/12/13), 27 at North Carolina (2/16/13)
- **One player scored in double figures:** Ty Jerome (18) vs. Georgia Tech (2/21/18)
- **No players scored in double figures:** vs. Florida (3/18/17)
- **Five players scored in double figures:** Kyle Guy (19), Devon Hall (14), De'Andre Hunter (12), Ty Jerome (11) and Mamadi Diakite (10) vs. Louisville (3/8/18)
- **Six players scored in double figures:** Sean Singletary (27), Adrian Joseph (13), Jamil Tucker (13), Mamadi Diane (12), Calvin Baker (11), Laurynas Mikalauskas (11), vs. Maryland (3/9/08)
- **Seven players scored in double figures:** Cornel Parker (20), Junior Burrough (15), Ted Jeffries (14), Cory Alexander (13), Jason Williford (12), Yuri Barnes (11) and Doug Smith (11) vs. Clemson (1/13/93)
- **Had 15 rebounds:** Mike Tobey (16) vs. Tenn. State (11/25/14)
- **Had 20 rebounds:** Mike Tobey (20) vs. Louisville (3/5/16)
- **Had 25 rebounds:** Bob Mortell (25) vs. Washington & Lee (2/27/60)
- **Two players with 10 rebounds:** Anthony Gill (13) and Darion Atkins (10) vs. Davidson (12/30/14)
- **Three players with 10 rebounds:** Yuri Barnes (13), Jason Williford (12) and Junior Burrough (11) vs. Rice (12/4/93)
- **Double-Double:** De'Andre Hunter (13 pts, 10 rebs) vs. Towson (11/6/18)
- **Two players had a double-double:** Anthony Gill (25 pts, 13 rebs) and D. Atkins (13 pts, 10 rebs) vs. Davidson (12/30/14)
- **Three players had a double-double:** Jason Williford (10 pts, 15 rebs), Ted Jeffries (23 pts, 10 rebs), and Cornel Parker (11 pts, 11 rebs) at William & Mary (1/25/93)
- **Double-Double with points and assists:** London Perrantes (16 pts, 10 assts) at NC State (2/25/17)
- **Triple-Double:** Ralph Sampson (15 pts, 22 rebs, 10 blks) vs. Old Dominion (12/29/79)
- **Four Double-Doubles in a row:** Mike Scott [5] (27 pts, 15 rebs) vs. Oklahoma (11/23/10), (16 pts, 10 rebs) vs. Wichita State (11/24/10), (17 pts, 12 rebs) at Minnesota (11/29/10), (21 pts, 13 rebs) at Virginia Tech (12/5/10), (10 pts, 13 rebs) vs. Radford (12/7/10)
- **20 points and 20 rebounds:** Travis Watson (21 pts, 20 rebs) vs. Wofford (1/2/03)
- **20 points and 10 rebounds:** Anthony Gill (20 pts, 12 rebs) vs. West Virginia (12/8/15)
- **10 assists:** Ty Jerome (10) vs. Clemson (3/9/18)
- **5 blocked Shots:** Jay Huff (5) vs. Austin Peay (11/13/17)
- **5 steals:** Ty Jerome (5) vs. Morgan State (12/3/18)
- **Led UVA in points, rebounds and assists:** De'Andre Hunter (15 points, 8 rebounds, 9 assists) vs. Middle Tenn. (11/21/18)
- **Hit a last second shot to win a game:** De'Andre Hunter at Louisville (3/1/18) [3-pointer at the buzzer]
- **Played every minute:** Kyle Guy (45) vs. Virginia Tech (2/10/18)
- **Played more than 40 minutes:** Kyle Guy (45) and Ty Jerome (43) vs. Virginia Tech (2/12/17)

### VIRGINIA TEAM

- **Won in Overtime:** vs. California, 63-62 (12/22/15)
- **Lost in Overtime:** vs. Virginia Tech, 61-60 (2/10/18)
- **Played Two Overtimes:** at Virginia Tech, 80-78 2 OT (2/12/17)
- **Played Three Overtimes:** vs. Georgetown, L 115-111 (3/15/00)
- **Shot 70 percent for a half:** 70.4% (19-27) vs. Austin Peay - 1st Half (11/13/17)
- **Shot 60 percent in a game:** 63.5% (33-52) vs. Peay (11/13/17)
- **Shot less than 30 percent in a game:** 29.5% (13-44) vs. VCU (12/9/18)
- **Shot 100 percent from the free throw line:** 100% (10-10) at Wake Forest (1/21/18)
- **Shot 90 percent from the free throw line:** 91.3% (21-23) vs. Morgan State (12/3/18)
- **Shot 70 percent from 3-point line:** 71.4% (5-7) at James Madison (11/14/14)
- **Shot less than 30 percent in a half:** 23.8% (5-21) in 2nd Half vs. VCU (12/9/18)
- **Shot less than 20 percent in a half:** 18.2% (4-22) in 1st Half vs. California (12/22/15)
- **Shot 55 percent or better and lost:** 58.5% (31-53) at North Carolina (2/16/13)
- **Shot 50 percent or better and lost:** 50% (25-50) at Villanova (1/29/17)
- **Attempted 50 FTs:** 52 (made 34) vs. Howard (12/12/94)
- **Attempted 35 3-pointers:** 38 (11-38) vs. Va. Tech (2/10/18)
- **Did Not Attempt a FT:** 0 vs. Wisconsin (11/27/17)
- **Made 30 FTs:** 31 (36 att.) vs. Tennessee (3/18/07)
- **Made 15 3-pt FGs:** 15 vs. Coppin State (11/16/18)
- **Failed to make a 3-pt FG:** vs. St. Francis Brooklyn (11/15/16)
- **Had 50 rebounds:** 50 vs. Morgan State (11/13/15)
- **Had 25 assists:** 26 vs. Iowa State (3/25/16)
- **Had 15 steals:** 16 vs. NC State (2/24/08)
- **Had 10 blocks:** 11 vs. Norfolk State (11/16/14)
- **Scored 50 pts in a half:** 52 vs. Coppin St., 2nd half (11/16/17)
- **Scored 60 pts in a half:** 60 vs. Gonzaga, 1st half (1/3/07)
- **Scored 70 pts in a half:** 70 vs. Coastal Carolina, 2nd half (11/20/00)
- **Scored 100 pts (ACC):** 103 vs. Maryland (1/16/07)
- **Scored 100 pts (non-conf):** 107 vs. VMI (11/16/08)
- **Scored under 20 pts in 1st half:** 17 vs. Florida (3/18/17)
- **Scored under 20 pts in 2nd half:** 19 at No. Carolina (2/18/17)
- **Scored under 50 pts in a game:** 49 vs. Wisconsin (11/27/17)
- **Defeated top-5 opponent:** 65-63 at #4 Duke (1/27/18)
- **Defeated top-5 opponent on the road:** 65-63 at #4 Duke (1/27/18)
- **Defeated top-ranked opponent:** 86-73 vs. #1 North Carolina (1/30/86)
- **Won when trailing by 16 points:** Trained 32-16 during 63-61 vs. Ohio State (11/30/16)
- **Won when trailing by 17 points:** Trained 31-14 during 61-58 overtime win vs. Maryland (3/10/13)

### 2018-19 UVA MISCELLANEOUS STATISTICS

- Largest halftime lead: 28 vs. Coppin State (11/16/18)
- Largest halftime deficit: N/A
- Largest halftime deficit overcome in a win: N/A
- Largest halftime lead surrendered in a loss: N/A
- Largest deficit overcome in a win: 7 vs. Dayton (11/22/18)
- Largest lead surrendered in a loss: N/A
- Largest deficit at any time: 7 vs. Dayton (11/22/18)
- Largest lead at any time: 40 vs. Morgan State (12/3/18)
- Most consecutive points scored: 17 vs. Coppin State (11/16/18)
- Most consecutive points allowed: 11 by George Washington (11/11/18)
- Longest scoring drought: 4:46 vs. Dayton (11/22/18)
- Longest opponent scoring drought: 6:38 by George Washington (11/11/18)

### OPPONENT INDIVIDUALS

- **Scored 30 points:** Georges Niang (30), Iowa State (3/27/16)
- **Scored 35 points:** Erick Green (35), Virginia Tech (1/24/13)
- **Scored 40 points:** J.J. Redick (40), Duke (1/28/06)
- **Scored 50 points:** Len Chappell (50), Wake (2/12/62)
- **Two players with 20 points:** Andrew White (23) and Tyus Battle (23) at Syracuse (2/4/17)
- **Three players with 20 points:** Jordan McRae (21), Jarnell Stokes (20), Josh Richardson (20), at Tennessee (12/30/13)
- **Two players with 30 points:** Trevor Powell (31) and Tony Smith (31), at Marquette (2/3/90)
- **No players scored in double figures:** Morgan State (12/3/18)
- **Five players scored in double figures:** Jaire Grayer (16), Otis Livingston (11), Shevon Thompson (11), Marquise Moore (10) and Marko Gujanic (10), vs. George Mason (11/22/15)
- **Six players scored in double figures:** C.J. Harris (15), Ari Stewart (12), Travis McKie (12), J.T. Terrell (11), Ty Walker (11), Gary Clark (10), at Wake Forest (1/29/11)
- **Seven players scored in double figures:** Stanley Burrell (15), Drew Lavender (13), C.J. Anderson (12), B.J. Raymond (12), Josh Duncan (11), Charles Bronson (11), and Jason Love (10), at Xavier (1/3/08)
- **Double-Double:** Bruno Fernando (14 points, 11 rebounds), Maryland (11/28/18)
- **Double-Double with points and assists:** Keifer Sykes (21 pts, 10 assts), at Green Bay (12/7/13)
- **Two players had a double-double:** Marvin Bagley III (30 pts, 14 rebs) & Wendell Carter Jr. (14 pts, 15 rebs), Duke (1/27/18)
- **Had 15 rebounds:** Ethan Happ (15), Wisconsin (11/23/18)
- **Had 20 rebounds:** Tim Duncan (23), Wake Forest (2/22/97)
- **Had 10 assists:** Keifer Sykes (10), at Green Bay (12/7/13)
- **5 Blocked Shots:** Ben Lammers (6), at Georgia Tech (1/18/18)
- **5 Steals:** Briante Weber (5), VCU (12/6/14)
- **Hit a last second shot to win a game:** Donte DiVincenzo, Villanova (12/31/16), tip-in at the end of regulation

### OPPONENT TEAM

- **Shot less than 30 percent in a game:** 29.5% (18-61), vs. VCU (12/9/18)
- **Shot less than 30 percent in a game (ACC):** 23.9% (11-46), at Pitt (2/24/18)
- **Shot 60 percent in a game:** 63.8% (37-58), at Xavier (1/3/08)
- **Shot 55 percent or better and lost:** 55.3% (26-47), Cleveland State (11/25/09)
- **Scored 100 pts:** 106, Washington (11/22/10)
- **Scored 90 pts in an ACC game:** 93, North Carolina (2/16/13)
- **Scored 60 pts in a half:** 60, at Miami, 2nd half (3/1/08)
- **Scored 50 pts in a half:** 53, vs. UMBC, 2nd half (3/16/18)
- **Scored under 10 pts in 1st half:** 7, Pitt (2/24/18)
- **Scored under 20 pts in 1st half:** 18, Wisconsin (11/23/18)
- **Scored under 20 pts in 2nd half:** 13, Clemson (1/23/18)
- **Scored under 40 pts in a game:** 37, Pitt (2/24/18)
- **Had 25 assists:** 27, at Xavier (1/3/08)
- **Had 15 steals:** 15, VMI (11/16/08)
- **Had 10 blocks:** 10 at Maryland (3/5/11)
- **Failed to make a 3-pt FG:** Georgia Tech (1/22/15)





# 2018-19 TV/Radio Roster




**0 • KIHEI CLARK**  
Fr. • G • 5-9 • 155  
Woodland Hills, Calif.



**1 • FRANCESCO BADOCCHI**  
R-Fr. • F • 6-7 • 205  
Milan, Italy



**2 • BRAXTON KEY**  
Jr. • F • 6-8 • 225  
Charlotte, N.C.



**5 • KYLE GUY**  
Jr. • G • 6-2 • 175  
Indianapolis, Ind.



**10 • JAYDEN NIXON**  
Fr. • G • 6-3 • 189  
Charlottesville, Va.



**11 • TY JEROME**  
Jr. • G • 6-5 • 195  
New Rochelle, N.Y.



**12 • DE'ANDRE HUNTER**  
R-So. • G • 6-7 • 225  
Philadelphia, Pa.



**22 • FRANCISCO CAFFARO**  
Fr. • C • 7-0 • 233  
Sante Fe, Argentina




**23 • KODY STATTMANN**  
Fr. • G • 6-7 • 187  
Queensland, Australia



**24 • MARCO ANTHONY**  
So. • G • 6-4 • 212  
San Antonio, Texas



**25 • MAMADI DIAKITE**  
R-Jr. • F • 6-9 • 228  
Conakry, Guinea



**30 • JAY HUFF**  
R-So. • F • 7-1 • 232  
Durham, N.C.



**33 • JACK SALT**  
R-Sr. • C • 6-10 • 250  
Auckland, New Zealand



**45 • AUSTIN KATSTRA**  
So. • F • 6-6 • 217  
Charlottesville, Va.



**TONY BENNETT**  
Head Coach  
10th Season



**JASON WILLIFORD**  
Associate Head Coach  
10th Season



**BRAD SODERBERG**  
Assistant Coach  
4th Season



**ORLANDO VANDROSS**  
Assistant Coach  
4th Season

# Kihei CLARK

G • 5-9 • 155 • Freshman • Woodland Hills, Calif. • Taft Charter

0

## 2018-19 HIGHLIGHTS

- Finished with four points and game-high six assists in NCAA debut vs. Towson (11/6/18)
- Tallied nine points on three 3FGs vs. Coppin State (11/16/18)
- Scored seven points vs. Middle Tennessee (11/21/18)
- Recorded nine points and five rebounds vs. Dayton (11/22/18)
- Tallied five points, five rebounds and season-high three steals in first career start vs. Wisconsin (11/23/18)
- Broke his left wrist vs. Morgan State (12/3/18)
- Played with a cast on his left wrist and tallied nine points, including a 7 of 7 effort from the free throw line vs. VCU (12/9/18)
- Had successful wrist surgery on Monday, Dec. 10

## 2018-19 GAME-BY-GAME

Opponent	GP-GS	FG	3FG	FT	O-D	Reb	A	TO	Blk	Stl	PF	Min	Pts
Towson	1-0	2-4	0-2	0-0	0-1	1	6	1	0	1	3	24	4
George Washington	2-0	1-3	0-2	0-0	0-2	2	3	1	0	0	1	16	2
Coppin State	3-0	3-8	3-7	0-0	0-2	2	2	0	0	0	0	22	9
Middle Tenn.	4-0	3-4	1-1	0-0	0-2	2	1	1	0	1	0	22	7
Dayton	5-0	3-7	2-3	1-2	1-4	5	2	3	0	0	1	30	9
Wisconsin	6-1	1-3	1-1	2-2	0-5	5	2	0	0	3	0	37	5
at Maryland	7-2	1-4	0-2	2-4	1-1	2	4	0	0	2	3	35	4
Morgan State	8-3	1-5	0-4	1-1	0-2	2	2	0	0	1	0	25	3
VCU	9-4	1-5	0-1	7-7	0-2	2	4	3	0	2	3	3	9

## CAREER HIGHS

Points	9, 3x - last vs. VCU (12/9/18)
FGs	3, 3x - last vs. Dayton (11/22/18)
3FGs	3 vs. Coppin State (11/16/18)
FTs	7 vs. VCU (12/9/18)
Rebounds	5, 2x - last vs. Wisconsin (11/23/18)
Assists	6 vs. Towson (11/6/18)
Turnovers	3, 2x - last vs. VCU (12/9/18)
Blocks	
Steals	3 vs. Wisconsin (11/23/18)
Minutes	37 vs. Wisconsin (11/23/18)

## SEASON HIGHS

Points	9, 3x - last vs. VCU (12/9/18)
FGs	3, 3x - last vs. Dayton (11/22/18)
3FGs	3 vs. Coppin State (11/16/18)
FTs	7 vs. VCU (12/9/18)
Rebounds	5, 2x - last vs. Wisconsin (11/23/18)
Assists	6 vs. Towson (11/6/18)
Turnovers	3, 2x - last vs. VCU (12/9/18)
Blocks	
Steals	3 vs. Wisconsin (11/23/18)
Minutes	37 vs. Wisconsin (11/23/18)

# Braxton KEY

G • 6-8 • 225 • Junior • Charlotte, N.C. • Oak Hill Academy [Alabama]

2

## 2018-19 HIGHLIGHTS

- Tallied seven points and nine rebounds in Virginia debut vs. Towson (11/6/18)
- Scored seven points with a game-high seven rebounds vs. Coppin State (11/16/18)
- Recorded season-high 13 points and seven rebounds vs. Middle Tennessee (11/21/18)
- Tied a career high with four steals vs. Dayton (11/22/18)
- Finished with a game-high nine rebounds vs. Morgan State (12/3/18)

## 2018-19 GAME-BY-GAME

Opponent	GP-GS	FG	3FG	FT	O-D	Reb	A	TO	Blk	Stl	PF	Min	Pts
Towson	1-1	3-8	1-3	0-0	4-5	9	1	0	1	1	2	29	7
George Washington	2-2	2-5	0-2	1-3	0-2	2	1	1	0	3	3	17	5
Coppin State	3-3	2-4	1-2	2-2	0-6	7	1	0	2	0	1	27	7
Middle Tenn.	4-4	3-8	2-3	5-5	2-5	7	2	1	0	2	3	30	13
Dayton	5-5	1-6	0-3	1-2	1-5	6	2	0	0	4	2	33	3
Wisconsin	6-5	0-4	0-1	0-0	0-0	0	0	0	0	1	1	12	0
at Maryland	7-5	3-4	1-1	3-4	0-1	1	3	0	0	2	1	11	10
Morgan State	8-5	2-3	0-0	2-2	1-8	9	1	3	0	1	3	17	6
VCU	9-5	1-2	1-2	0-0	1-3	4	1	2	0	0	3	12	3

## CAREER HIGHS

Points	26 at Georgia (1/26/17) *
FGs	8 vs. Florida (1/10/17) *
3FGs	3, 3x - last at Georgia (1/26/17) *
FTs	10 vs. Mississippi State (1/28/17) *
Rebounds	11 vs. Vanderbilt (1/7/17) *
Assists	7 vs. LSU (2/8/17) *
Turnovers	5, 7x - last vs. Richmond (3/14/17) *
Blocks	2, 9x - last vs. Villanova (3/17/18) *
Steals	4, 2x - last vs. Dayton (11/22/18)
Minutes	37, 3x - last vs. Georgia (2/23/17) *

\* - as a player at Alabama

## SEASON HIGHS

Points	13 vs. Middle Tenn. (11/21/18)
FGs	3, 3x - last at Maryland (11/28/18)
3FGs	2 vs. Middle Tenn. (11/21/18)
FTs	5 vs. Middle Tenn. (11/21/18)
Rebounds	9, 2x - last vs. Morgan State (12/3/18)
Assists	3 at Maryland (11/28/18)
Turnovers	3 vs. Morgan State (12/3/18)
Blocks	2 vs. Coppin State (11/16/18)
Steals	4 vs. Dayton (11/22/18)
Minutes	33 vs. Dayton (11/22/18)

# Kyle GUY

G • 6-2 • 175 • Junior • Indianapolis, Ind. • Lawrence Central

5

## 2018-19 HIGHLIGHTS

- Scored eight points to go along with three assists vs. Towson (11/6/18)
- Tied for team highs with 20 points and six rebounds, and matched a career high with four assists vs. George Washington (11/11/18)
- Handed out a career-high five assists vs. Coppin State (11/16/18)
- Game-high 15 points vs. Middle Tennessee (11/21/18)
- Netted 14 points vs. Dayton (11/22/18)
- Finished with game-high 18 points at Maryland (11/28/18)
- Recorded 15 points in 27 minutes vs. Morgan State (12/3/18)
- Scored game-high 15 points to go along with six boards vs. VCU (12/9/18)

## 2018-19 GAME-BY-GAME

Opponent	GP-GS	FG	3FG	FT	O-D	Reb	A	TO	Blk	Stl	PF	Min	Pts
Towson	1-1	2-6	1-5	3-4	0-2	2	3	0	0	0	0	31	8
George Washington	2-2	8-15	4-8	0-1	1-5	6	4	1	0	0	4	33	20
Coppin State	3-3	3-5	1-1	0-0	1-5	6	5	0	0	1	0	28	7
Middle Tenn.	4-4	5-14	3-9	2-2	0-2	2	1	4	0	3	1	34	15
Dayton	5-5	5-11	2-6	2-2	2-1	3	1	1	0	0	0	38	14
Wisconsin	6-6	3-10	2-6	1-2	0-3	3	3	2	0	0	1	34	9
at Maryland	7-7	6-14	5-9	1-1	0-3	3	3	0	0	1	1	38	18
Morgan State	8-8	5-8	3-5	2-2	0-1	1	2	3	0	1	1	27	15
VCU	9-9	4-13	1-5	6-7	3-3	6	1	1	0	0	2	37	15

## CAREER HIGHS

Points	29 at VCU (11/17/17)
FGs	11 at VCU (11/17/17)
3FGs	6 at West Virginia (12/5/17)
FTs	8 vs. UNCG (11/10/17)
Rebounds	7 at Virginia Tech (1/3/18)
Assists	5 vs. Coppin State (11/16/18)
Turnovers	4, 2x - last vs. Middle Tenn. (11/21/18)
Blocks	1, 2x - last at Duke (1/27/18)
Steals	4, 2x - last at Wake Forest (1/21/18)
Minutes	45 vs. Virginia Tech (2/9/18)

## SEASON HIGHS

Points	20 vs. George Washington (11/11/18)
FGs	8 vs. George Washington (11/11/18)
3FGs	5 at Maryland (11/28/18)
FTs	6 vs. VCU (12/9/18)
Rebounds	6, 3x - last vs. VCU (12/9/18)
Assists	5 vs. Coppin State (11/16/18)
Turnovers	4 vs. Middle Tenn. (11/21/18)
Blocks	
Steals	3 vs. Middle Tenn. (11/21/18)
Minutes	38 vs. Dayton (11/22/18)

# Jayden NIXON

G • 6-3 • 189 • Freshman • Charlottesville, Va. • Choate Rosemary Hall (Conn.)

10

## 2018-19 HIGHLIGHTS

- Made collegiate debut with one point vs. Towson (11/6/18)
- Scored two points in seven minutes vs. Coppin State (11/16/18)

## 2018-19 GAME-BY-GAME

Opponent	GP-GS	FG	3FG	FT	O-D	Reb	A	TO	Blk	Stl	PF	Min	Pts
Towson	1-0	0-0	0-0	1-2	0-0	0	0	0	0	0	0	3	1
George Washington	2-0	0-1	0-0	0-0	0-0	0	0	0	0	0	0	2	0
Coppin State	3-0	1-4	0-1	0-0	0-3	3	0	0	1	1	1	7	2
Middle Tenn.	4-0	0-1	0-1	0-0	0-0	0	0	1	0	0	0	2	0
Dayton	DNP												
Wisconsin	DNP												
at Maryland	DNP												
Morgan State	5-0	0-1	0-0	1-2	0-0	0	0	0	0	0	3	5	1
VCU	DNP												

## CAREER HIGHS

Points	2 vs. Coppin State (11/16/18)
FGs	1 vs. Coppin State (11/16/18)
3FGs	
FTs	1, 2x - last vs. Morgan State (12/3/18)
Rebounds	3 vs. Coppin State (11/16/18)
Assists	
Turnovers	1 vs. Middle Tenn. (11/21/18)
Blocks	1 vs. Coppin State (11/16/18)
Steals	1 vs. Coppin State (11/16/18)
Minutes	7 vs. Coppin State (11/16/18)

## SEASON HIGHS

Points	2 vs. Coppin State (11/16/18)
FGs	1 vs. Coppin State (11/16/18)
3FGs	
FTs	1, 2x - last vs. Morgan State (12/3/18)
Rebounds	3 vs. Coppin State (11/16/18)
Assists	
Turnovers	1 vs. Middle Tenn. (11/21/18)
Blocks	1 vs. Coppin State (11/16/18)
Steals	1 vs. Coppin State (11/16/18)
Minutes	7 vs. Coppin State (11/16/18)

# Ty JEROME

G • 6-5 • 195 • Junior • New Rochelle, N.Y. • Iona Prep

# 11

## 2018-19 HIGHLIGHTS

- Scored a game-high 20 points and matched a career high with six 3-pointers vs. Towson (11/6/18)
- Led Virginia with 20 points, seven assists, six rebounds and four steals vs. George Washington (11/11/18)
- Finished with 11 points and game-high six assists vs. Coppin State (11/16/18)
- Scored 15 second-half points vs. Dayton (11/22/18)
- Recorded 11 points and five assists vs. Wisconsin (11/23/18)
- Scored 17 with three rebounds at Maryland (11/28/18)
- Recorded a career-high five steals vs. Morgan State (12/3/18)
- Scored 14 points, including 10 in the last 6:30, to spark comeback win vs. VCU (12/9/18)

## 2018-19 GAME-BY-GAME

Opponent	GP-GS	FG	3FG	FT	O-D	Reb	A	TO	Blk	Stl	PF	Min	Pts
Towson	1-1	6-10	6-9	2-2	0-3	3	4	2	0	2	1	29	20
George Washington	2-2	7-9	4-5	2-3	0-6	6	7	2	0	4	1	31	20
Coppin State	3-3	4-6	1-2	2-3	0-4	4	6	1	0	2	1	25	11
Middle Tenn.	4-4	2-5	0-2	3-4	0-1	1	3	2	0	0	1	31	7
Dayton	5-5	3-10	2-6	7-10	1-0	1	2	1	0	1	2	27	15
Wisconsin	6-6	5-17	1-6	0-0	1-3	4	5	0	0	3	3	38	11
at Maryland	7-7	6-14	3-7	2-3	2-1	3	1	1	0	1	2	31	17
Morgan State	8-8	3-8	2-5	0-0	0-3	3	5	1	0	5	0	27	8
VCU	9-9	4-13	3-9	3-4	0-8	8	3	1	0	2	1	37	14

## CAREER HIGHS

Points	31 vs. Boston College (12/30/17)
FGs	11 vs. Boston College (12/30/17)
3FGs	6, 2x - last vs. Towson (11/6/18)
FTs	7 vs. Dayton (11/22/18)
Rebounds	8, 2x - last vs. VCU (12/9/18)
Assists	9 vs. Louisville (1/31/18)
Turnovers	6 vs. NC State (11/14/18)
Blocks	2 vs. Robert Morris (12/17/16)
Steals	5 vs. Morgan State (12/3/18)
Minutes	43 vs. Virginia Tech (2/9/18)

## SEASON HIGHS

Points	20, 2x - last vs. George Washington (11/11/18)
FGs	7 vs. George Washington (11/11/18)
3FGs	6 vs. Towson (11/6/18)
FTs	7 vs. Dayton (11/22/18)
Rebounds	8 vs. VCU (12/9/18)
Assists	7 vs. George Washington (11/11/18)
Turnovers	2, 4x - last vs. Middle Tenn. (11/21/18)
Blocks	
Steals	5 vs. Morgan State (12/3/18)
Minutes	38 vs. Wisconsin (11/23/18)

# De'Andre HUNTER

G • 6-7 • 225 • R-Sophomore • Philadelphia, Pa. • Friends' Central School

# 12

## 2018-19 HIGHLIGHTS

- Finished with 13 points and career-high tying 10 rebounds for second career double-double vs. Towson (11/6/18)
- Recorded 10 points vs. George Washington (11/11/18)
- Tallied a game-high 20 points, including 4-4 3FGs vs. Coppin State (11/16/18)
- Game-high 15 points, eight rebounds and career-high nine assists vs. Middle Tennessee (11/21/18)
- Matched a career high with 23 points vs. Dayton (11/22/18)
- Tallied 20 points and nine rebounds vs. Wisconsin (11/23/18)
- Averaged 19.3 points and 7.7 rebounds en route to ACC Player of the Week for week 3 and Battle 4 Atlantis MVP honors
- Dropped 15 points with four assists at Maryland (11/28/18)
- Scored 15 points on 6-8 shooting in just 20 minutes vs. Morgan State (12/3/18)
- Matched career-high with seven free throws vs. VCU (12/9/18)

## 2018-19 GAME-BY-GAME

Opponent	GP-GS	FG	3FG	FT	O-D	Reb	A	TO	Blk	Stl	PF	Min	Pts
Towson	1-1	5-12	0-1	3-5	4-6	10	1	0	0	1	3	26	13
George Washington	2-2	5-7	0-0	0-0	1-3	4	0	1	0	0	2	20	10
Coppin State	3-3	7-9	4-4	2-3	0-1	1	3	1	0	3	2	16	20
Middle Tenn.	4-4	5-9	2-5	3-4	2-6	8	9	4	1	1	0	35	15
Dayton	5-5	8-11	1-2	6-6	5-1	6	1	2	0	1	2	39	23
Wisconsin	6-6	8-14	0-3	4-6	1-8	9	0	1	1	0	0	36	20
at Maryland	7-7	6-13	1-3	2-2	3-2	5	4	0	1	0	3	35	15
Morgan State	8-8	6-8	2-3	1-2	0-1	1	1	1	0	0	0	20	15
VCU	9-9	1-6	0-1	7-7	2-2	4	0	2	0	0	5	35	9

## CAREER HIGHS

Points	23, 2x - last vs. Dayton (11/22/18)
FGs	8, 4x - last vs. Wisconsin (11/23/18)
3FGs	4 vs. Coppin State (11/16/18)
FTs	7, 2x - last vs. VCU (12/9/18)
Rebounds	10, 2x - last vs. Towson (11/6/18)
Assists	9 vs. Middle Tenn. (11/21/18)
Turnovers	4 vs. Middle Tenn. (11/21/18)
Blocks	2, 3x - vs. Wisconsin (11/23/18)
Steals	3 vs. Coppin State (11/16/18)
Minutes	39 vs. Dayton (11/22/18)

## SEASON HIGHS

Points	23 vs. Dayton (11/22/18)
FGs	8, 2x - last vs. Wisconsin (11/23/18)
3FGs	4 vs. Coppin State (11/16/18)
FTs	7 vs. VCU (12/9/18)
Rebounds	10 vs. Towson (11/6/18)
Assists	9 vs. Middle Tenn. (11/21/18)
Turnovers	4 vs. Middle Tenn. (11/21/18)
Blocks	2 vs. Wisconsin (11/23/18)
Steals	3 vs. Coppin State (11/16/18)
Minutes	39 vs. Dayton (11/22/18)

# Grant KERSEY

G • 6-7 • 225 • R-Sophomore • Philadelphia, Pa. • Friends' Central School

# 13

## 2018-19 HIGHLIGHTS

- Team manager made collegiate debut vs. Towson (11/6/18)
- Scored first career points vs. George Washington (11/11/18)
- Scored five points in three minutes vs. Morgan State (12/3/18)

## 2018-19 GAME-BY-GAME

Opponent	GP-GS	FG	3FG	FT	O-D	Reb	A	TO	Blk	Stl	PF	Min	Pts
Towson	1-0	0-0	0-0	0-0	0-0	0	0	0	0	1	0	1	0
George Washington	2-0	0-0	0-0	2-2	0-0	0	0	0	0	0	0	1	2
Coppin State	3-0	1-1	1-1	0-0	0-0	0	0	0	0	0	0	4	3
Middle Tenn.	DNP												
Dayton	DNP												
Wisconsin	DNP												
at Maryland	DNP												
Morgan State	4-0	1-1	0-0	3-3	0-0	0	1	0	0	0	0	3	5
VCU	DNP												

## CAREER HIGHS

Points	5 vs. Morgan State (12/3/18)
FGs	1, 2x - last vs. Morgan State (12/3/18)
3FGs	1 vs. Coppin State (11/16/18)
FTs	3 vs. Morgan State (12/3/18)
Rebounds	
Assists	1 vs. Morgan State (12/3/18)
Turnovers	
Blocks	
Steals	1 vs. Towson (11/6/18)
Minutes	5 vs. Morgan State (12/3/18)

## SEASON HIGHS

Points	5 vs. Morgan State (12/3/18)
FGs	1, 2x - last vs. Morgan State (12/3/18)
3FGs	1 vs. Coppin State (11/16/18)
FTs	3 vs. Morgan State (12/3/18)
Rebounds	
Assists	1 vs. Morgan State (12/3/18)
Turnovers	
Blocks	
Steals	1 vs. Towson (11/6/18)
Minutes	5 vs. Morgan State (12/3/18)

# Kody STATTMAN

G • 6-7 • 187 • Freshman • Queensland, Australia • St. Augustine's College

# 23

## 2018-19 HIGHLIGHTS

- Made collegiate debut vs. Towson (11/6/18)
- Scored first career points with six points vs. Coppin State (11/16/18)
- Scored nine points and made first career 3-pointer vs. Morgan State (12/3/18)

## 2018-19 GAME-BY-GAME

Opponent	GP-GS	FG	3FG	FT	O-D	Reb	A	TO	Blk	Stl	PF	Min	Pts
Towson	1-0	0-2	0-2	0-0	0-0	0	1	0	0	0	1	4	0
George Washington	2-0	0-0	0-0	0-0	0-1	1	0	1	0	0	1	3	0
Coppin State	3-0	1-2	0-1	4-4	0-2	2	1	0	0	1	0	10	6
Middle Tenn.	4-0	1-2	0-1	0-0	0-1	1	0	0	0	0	0	3	2
Dayton	DNP												
Wisconsin	DNP												
at Maryland	DNP												
Morgan State	5-0	2-4	1-3	4-4	0-1	1	0	0	0	0	1	12	9
VCU	DNP												

## CAREER HIGHS

Points	9 vs. Morgan State (12/3/18)
FGs	2 vs. Morgan State (12/3/18)
3FGs	1 vs. Morgan State (12/3/18)
FTs	4, 2x - last vs. Morgan State (12/3/18)
Rebounds	2 vs. Coppin State (11/16/18)
Assists	1, 2x - last vs. Coppin State (11/16/18)
Turnovers	1 vs. George Washington (11/11/18)
Blocks	
Steals	1 vs. Coppin State (12/2/18)
Minutes	12 vs. Morgan State (12/3/18)

## SEASON HIGHS

Points	9 vs. Morgan State (12/3/18)
FGs	2 vs. Morgan State (12/3/18)
3FGs	1 vs. Morgan State (12/3/18)
FTs	4, 2x - last vs. Morgan State (12/3/18)
Rebounds	2 vs. Coppin State (11/16/18)
Assists	1, 2x - last vs. Coppin State (11/16/18)
Turnovers	1 vs. George Washington (11/11/18)
Blocks	
Steals	1 vs. Coppin State (12/2/18)
Minutes	12 vs. Morgan State (12/3/18)

# Marco ANTHONY

G • 6-4 • 212 • Sophomore • San Antonio, Texas • Holmes

# 24

## 2018-19 HIGHLIGHTS

- Recorded five points vs. Towson (11/6/18)
- Finished with two points, two rebounds and career-high tying four assists vs. Coppin State (11/16/18)
- Finished with eight points with career-bests in FTs (4), rebounds (4) and blocks (1) in career-high 20 minutes vs. Morgan State (12/3/18)

## 2018-19 GAME-BY-GAME

Opponent	GP-GS	FG	3FG	FT	O-D	Reb	A	TO	Blk	Stl	PF	Min	Pts
Towson	1-0	2-3	1-1	0-1	0-1	1	1	0	0	0	2	8	5
George Washington	2-0	0-0	0-0	0-0	0-0	0	1	0	0	0	0	12	0
Coppin State	3-0	1-3	0-1	0-0	0-2	2	4	0	0	0	0	17	2
Middle Tenn.	4-0	0-0	0-0	0-0	0-1	1	0	0	0	0	1	3	0
Dayton	DNP												
Wisconsin	DNP												
at Maryland	5-0	0-1	0-0	0-0	0-1	1	1	0	0	0	0	6	0
Morgan State	6-0	2-4	0-2	4-4	0-4	4	1	2	1	0	1	20	8
VCU	7-0	0-0	0-0	0-0	0-0	0	0	0	0	0	0	2	0

## CAREER HIGHS

Points	10 vs. Louisville (1/31/18)
FGs	4 vs. Louisville (1/31/18)
3FGs	2 vs. Louisville (1/31/18)
FTs	4 vs. Morgan State (12/3/18)
Rebounds	4 vs. Morgan State (12/3/18)
Assists	4, 2x - last vs. Coppin State (11/16/18)
Turnovers	2, 2x - last vs. Morgan State (12/3/18)
Blocks	1, 3x - last vs. Morgan State (12/3/18)
Steals	2 vs. Savannah State (12/19/17)
Minutes	20 vs. Morgan State (12/3/18)

## SEASON HIGHS

Points	8 vs. Morgan State (12/3/18)
FGs	2, 2x - last vs. Morgan State (12/3/18)
3FGs	1 vs. Towson (11/6/18)
FTs	4 vs. Morgan State (12/3/18)
Rebounds	4 vs. Morgan State (12/3/18)
Assists	4 vs. Coppin State (11/16/18)
Turnovers	2 vs. Morgan State (12/3/18)
Blocks	1 vs. Morgan State (12/3/18)
Steals	
Minutes	20 vs. Morgan State (12/3/18)

# Mamadi DIAKITE

F • 6-9 • 228 • R-Junior • Conakry, Guinea, Africa • Blue Ridge School

# 25

## 2018-19 HIGHLIGHTS

- Had two points and two rebounds vs. Towson (11/6/18)
- Scored 10 points vs. George Washington (11/11/18)
- Netted a career-high 18 points vs. Coppin State (11/16/18)
- Recorded six points, five rebounds and one block vs. VCU (12/9/18)

## 2018-19 GAME-BY-GAME

Opponent	GP-GS	FG	3FG	FT	O-D	Reb	A	TO	Blk	Stl	PF	Min	Pts
Towson	1-0	1-3	0-2	0-0	0-2	2	1	0	0	0	3	16	2
George Washington	2-0	5-8	0-1	0-0	2-1	3	0	2	2	0	3	17	10
Coppin State	3-1	7-9	2-2	2-2	2-1	3	1	2	2	0	2	22	18
Middle Tenn.	4-2	4-7	0-0	0-0	0-2	2	0	0	0	0	3	17	8
Dayton	5-3	0-2	0-0	0-0	1-0	1	0	0	0	0	3	8	0
Wisconsin	6-3	2-2	0-0	2-2	0-2	2	0	1	0	1	0	17	6
at Maryland	7-3	0-2	0-0	0-0	0-1	1	1	1	0	0	4	10	0
Morgan State	8-3	1-3	0-0	1-1	0-3	3	1	2	1	0	2	13	3
VCU	9-3	2-4	0-0	2-2	2-3	5	0	1	1	0	1	22	6

## CAREER HIGHS

Points	18 vs. Coppin State (11/16/18)
FGs	7 vs. Coppin State (11/16/18)
3FGs	2, 2x - last vs. Coppin State (11/16/18)
FTs	4 vs. Louisville (1/31/18)
Rebounds	7 vs. Yale (11/20/16)
Assists	1, 11x - last vs. Coppin State (11/16/18)
Turnovers	4 vs. Wisconsin (11/28/17)
Blocks	4 vs. Yale (11/20/16)
Steals	2, 6x - last vs. Clemson (1/23/18)
Minutes	29, 2x - last at West Virginia (12/5/17)

## SEASON HIGHS

Points	18 vs. Coppin State (11/16/18)
FGs	7 vs. Coppin State (11/16/18)
3FGs	2 vs. Coppin State (11/16/18)
FTs	2, 3x - last vs. VCU (12/9/18)
Rebounds	5 vs. VCU (12/9/18)
Assists	1, 3x - last at Maryland (11/28/18)
Turnovers	2, 3x - last vs. Morgan State (12/3/18)
Blocks	2, 2x - last vs. Coppin State (11/16/18)
Steals	1 vs. Wisconsin (11/23/18)
Minutes	22, 2x - last vs. VCU (12/9/18)

# Jay HUFF

F • 7-1 • 232 • R-Sophomore • Durham, N.C. • Voyager Academy

# 30

## 2018-19 HIGHLIGHTS

- Tallied eight points in eight minutes vs. Towson (11/6/18)
- Scored nine points on 4-5 shooting with four rebounds vs. Coppin State (11/16/18)
- Blocked three shots in 14 minutes vs. Morgan State (12/3/18)

## 2018-19 GAME-BY-GAME

Opponent	GP-GS	FG	3FG	FT	O-D	Reb	A	TO	Blk	Stl	PF	Min	Pts
Towson	1-0	3-4	1-1	1-2	1-0	1	0	0	0	0	1	8	8
George Washington	2-0	1-2	0-1	1-2	0-3	3	1	0	1	0	3	16	3
Coppin State	3-0	4-5	1-1	0-1	1-3	4	0	0	0	0	1	16	9
Middle Tenn.	4-0	1-2	0-0	1-2	2-1	3	0	0	2	0	1	7	3
Dayton	5-0	0-0	0-0	0-0	0-1	1	0	1	0	0	0	5	0
Wisconsin	DNP												
at Maryland	DNP												
Morgan State	6-0	1-1	0-0	0-0	0-2	2	0	1	3	0	1	14	2
VCU	7-0	0-0	0-0	0-0	0-0	0	0	0	0	0	1	2	0

## CAREER HIGHS

Points	16 vs. Austin Peay (11/13/17)
FGs	7 vs. Austin Peay (11/13/17)
3FGs	2 vs. Austin Peay (11/13/17)
FTs	2 at Pitt (2/24/18)
Rebounds	6 vs. Savannah State (12/19/17)
Assists	2 vs. Austin Peay (11/13/17)
Turnovers	2 vs. Monmouth (11/19/17)
Blocks	5 vs. Austin Peay (11/13/17)
Steals	N/A
Minutes	24 vs. Austin Peay (11/13/17)

## SEASON HIGHS

Points	9 vs. Coppin State (11/16/18)
FGs	4 vs. Coppin State (11/16/18)
3FGs	1, 2x - last vs. Coppin State (11/16/18)
FTs	1, 3x - last vs. Middle Tenn. (11/21/18)
Rebounds	4 vs. Coppin State (11/16/18)
Assists	1 vs. George Washington (11/11/18)
Turnovers	1, 2x - last vs. Morgan State (12/3/18)
Blocks	3 vs. Morgan State (12/3/18)
Steals	
Minutes	16, 2x - last vs. Coppin State (11/16/18)

# Jack SALT

C • 6-10 • 250 • R-Senior • Auckland, New Zealand • Westlake

# 33

## 2018-19 HIGHLIGHTS

- Totaled four points and three rebounds vs. George Washington (11/6/18)
- Missed the Coppin State with back stiffness, ending his 70-game starting streak
- Scored a career-high 12 points, including 10 in the second half, and had seven rebounds at Maryland (11/28/18)

## 2018-19 GAME-BY-GAME

Opponent	GP-GS	FG	3FG	FT	O-D	Reb	A	TO	Blk	Stl	PF	Min	Pts
Towson	1-1	1-1	0-0	1-2	2-1	3	0	2	1	0	3	14	3
George Washington	2-2	1-5	0-0	2-2	0-3	3	1	1	0	0	3	21	4
Coppin State	DNP												
Middle Tenn.	3-2	2-3	0-0	0-3	2-2	4	0	0	1	0	1	14	4
Dayton	4-2	1-2	0-0	0-0	1-3	4	0	1	0	0	4	20	2
Wisconsin	5-3	1-4	0-0	0-0	4-1	5	0	1	1	1	4	26	2
at Maryland	6-4	6-7	0-0	0-1	3-4	7	1	0	1	1	3	34	12
Morgan State	7-5	2-3	0-0	2-2	1-3	4	2	0	0	1	2	13	6
VCU	8-6	0-1	0-0	1-3	3-4	7	0	2	1	0	2	20	1

## CAREER HIGHS

Points	12 at Maryland (11/28/18)
FGs	6 at Maryland (11/28/18)
3FGs	N/A
FTs	4 vs. UNCG (11/10/17)
Rebounds	10 vs. Florida (3/18/17)
Assists	3 at UNCG (11/11/16)
Turnovers	3, 2x - last at West Virginia (12/5/17)
Blocks	3 vs. Savannah State (12/19/17)
Steals	2 at Pitt (2/24/18)
Minutes	35 vs. Georgia Tech (1/21/17)

## SEASON HIGHS

Points	12 at Maryland (11/28/18)
FGs	6 at Maryland (11/28/18)
3FGs	
FTs	2, 2x - last vs. Morgan State (12/3/18)
Rebounds	7, 2x - last vs. VCU (12/9/18)
Assists	2 vs. Morgan State (12/3/18)
Turnovers	2, 2x - last vs. VCU (12/9/18)
Blocks	1, 5x - last vs. VCU (12/9/18)
Steals	1, 3x - last vs. Morgan State (12/3/18)
Minutes	34 at Maryland (11/28/18)

# Austin KATSTRA

F • 6-6 • 217 • Sophomore • Charlottesville, Va. • Albemarle

# 45

## 2018-19 HIGHLIGHTS

- Has appeared in five contests
- Scored three points in seven minutes vs. Coppin State (11/16/18)
- Added a 3-pointer and an assist vs. Morgan State (12/3/18)

## 2018-19 GAME-BY-GAME

Opponent	GP-GS	FG	3FG	FT	O-D	Reb	A	TO	Blk	Stl	PF	Min	Pts
Towson	1-0	1-1	0-0	0-0	0-2	2	1	0	1	0	0	3	2
George Washington	2-0	0-0	0-0	0-0	0-0	0	0	1	0	0	0	0	2
Coppin State	3-0	1-2	1-2	0-0	0-0	0	1	0	0	0	0	7	3
Middle Tenn.	4-0	0-1	0-1	0-0	0-1	1	0	0	0	0	0	2	0
Dayton	DNP												
Wisconsin	DNP												
at Maryland	DNP												
Morgan State	5-0	1-1	0-0	0-0	0-0	0	1	0	0	0	1	3	2
VCU	DNP												

## CAREER HIGHS

Points	3, 2x - last vs. Coppin State (11/16/18)
FGs	1, 5x - last vs. Morgan State (12/3/18)
3FGs	1, 2x - last vs. Coppin State (11/16/18)
FTs	1 vs. Hampton (12/22/17)
Rebounds	2 vs. Towson (11/6/18)
Assists	1, 3x - last vs. Coppin State (11/16/18)
Turnovers	1, 2x - last vs. George Washington (11/11/18)
Blocks	1 vs. Towson (11/6/18)
Steals	1 vs. Austin Peay (11/13/17)
Minutes	7 vs. Coppin State (11/16/18)

## SEASON HIGHS

Points	3 vs. Coppin State (11/16/18)
FGs	1, 2x - last vs. Morgan State (12/3/18)
3FGs	1 vs. Coppin State (11/16/18)
FTs	
Rebounds	2 vs. Towson (11/6/18)
Assists	1, 3x - last vs. Coppin State (11/16/18)
Turnovers	1 vs. George Washington (11/11/18)
Blocks	1 vs. Towson (11/6/18)
Steals	
Minutes	7 vs. Coppin State (11/16/18)





2018-19 Virginia Basketball  
Virginia Combined Team Statistics (as of Dec 09, 2018)  
All games



RECORD:	OVERALL	HOME	AWAY	NEUTRAL
ALL GAMES	9-0	5-0	1-0	3-0
CONFERENCE	0-0	0-0	0-0	0-0
NON-CONFERENCE	9-0	5-0	1-0	3-0

#	Player	gp-gs	min	avg	Total		3-Point		F-Throw		Rebounds				pf	dq	a	to	blk	stl	pts	avg
					fg-fga	fg%	3fg-fga	3fg%	ft-fa	ft%	off	def	tot	avg								
12	De'Andre Hunter	9-9	262	29.1	51-89	.573	10-22	.455	28-35	.800	18	30	48	5.3	17	1	19	12	3	6	140	15.6
11	Ty Jerome	9-9	276	30.7	40-92	.435	22-51	.431	21-29	.724	4	29	33	3.7	12	0	36	11	0	21	123	13.7
05	Kyle Guy	9-9	299	33.2	41-96	.427	22-54	.407	17-21	.810	7	25	32	3.6	10	0	23	12	0	6	121	13.4
02	Braxton Key	9-5	187	20.8	17-44	.386	6-17	.353	14-18	.778	11	35	46	5.1	21	0	9	7	3	14	54	6.0
25	Mamadi Diakite	9-3	143	15.9	22-40	.550	2-5	.400	7-7	1.000	6	16	22	2.4	21	0	4	9	6	1	53	5.9
00	Kiheï Clark	9-4	254	28.2	16-43	.372	7-23	.304	13-16	.813	2	21	23	2.6	11	0	26	9	0	10	52	5.8
33	Jack Salt	8-6	163	20.4	14-26	.538	0-0	.000	6-13	.462	16	21	37	4.6	21	0	4	7	5	3	34	4.3
30	Jay Huff	7-0	69	9.9	10-14	.714	2-3	.667	3-7	.429	4	10	14	2.0	8	0	1	2	6	1	25	3.6
23	Kody Statmann	5-0	32	6.4	4-10	.400	1-7	.143	8-8	1.000	2	3	5	1.0	3	0	2	1	0	1	17	3.4
01	Grant Kersey	4-0	9	2.3	2-2	1.000	1-1	1.000	5-5	1.000	0	0	0	0.0	0	0	1	0	0	0	10	2.5
24	Marco Anthony	7-0	69	9.9	5-11	.455	1-4	.250	4-5	.800	0	9	9	1.3	4	0	8	2	1	0	15	2.1
45	Austin Katstra	5-0	17	3.4	3-5	.600	1-3	.333	0-0	.000	0	3	3	0.6	3	0	3	1	1	0	7	1.4
10	Jayden Nixon	5-0	20	4.0	1-7	.143	0-2	.000	2-4	.500	0	3	3	0.6	4	0	0	1	1	1	4	0.8
Team											9	11	20				1					
Total.....		9	1800		226-479	.472	75-192	.391	128-168	.762	79	216	295	32.8	135	1	136	75	26	64	655	72.8
Opponents.....		9	1804		173-448	.386	43-159	.270	72-116	.621	77	188	265	29.4	166	-	79	126	21	38	461	51.2

TEAM STATISTICS	VA	OPP	Date	Opponent	Score	Att.
SCORING	655	461	11/06/18	TOWSON	w 73-42	13807
Points per game	72.8	51.2	11/11/18	GEORGE WASHINGTON	w 76-57	13574
Scoring margin	+21.6	-	11/16/18	COPPIN ST.	w 97-40	13971
FIELD GOALS-ATT	226-479	173-448	! 11/21/18	vs Middle Tennessee	w 74-52	1115
Field goal pct	.472	.386	! 11/22/18	vs Dayton	w 66-59	2258
3 POINT FG-ATT	75-192	43-159	! 11/23/18	vs Wisconsin	w 53-46	2249
3-point FG pct	.391	.270	11/28/18	at Maryland	w 76-71	17950
3-pt FG made per game	8.3	4.8	12/03/18	MORGAN ST.	w 83-45	13397
FREE THROWS-ATT	128-168	72-116	12/09/18	VCU	w 57-49	13648
Free throw pct	.762	.621				
F-Throws made per game	14.2	8.0				
REBOUNDS	295	265				
Rebounds per game	32.8	29.4				
Rebounding margin	+3.3	-				
ASSISTS	136	79				
Assists per game	15.1	8.8				
TURNOVERS	75	126				
Turnovers per game	8.3	14.0				
Turnover margin	+5.7	-				
Assist/turnover ratio	1.8	0.6				
STEALS	64	38				
Steals per game	7.1	4.2				
BLOCKS	26	21				
Blocks per game	2.9	2.3				
ATTENDANCE	68397	23572				
Home games-Avg/Game	5-13679	1-17950				
Neutral site-Avg/Game	-	3-1874				

! = Battle 4 Atlantis (Nassau, Bahamas)  
\* = Conference game

Score by Periods	1st	2nd	Totals
Virginia	328	327	655
Opponents	195	266	461



2018-19 Virginia Basketball  
Virginia Team Game-by-Game Comparison (as of Dec 09, 2018)  
All games



Opponent	1st	2nd	Score	Mar	Total FG	FG Pct	3-Pointers	3FG Pct	Free Throws	FT Pct	Rebounds	Assist	T/Over	Block	Steal	Fouls
TOWSON	28/19	45/23	73-42	+31	26-54/13-41	.481/.317	10-26/4-14	.385/.286	11-18/12-27	.611/.444	35/32 +3	19/0	5/14	3/0	6/3	19/18
GEORGE WASHINGTON	42/17	34/40	76-57	+19	30-55/18-45	.545/.400	8-19/6-18	.421/.333	8-13/15-23	.615/.652	32/25 +7	18/8	12/16	3/2	7/4	22/21
COPPIN ST.	45/17	52/23	97-40	+57	35-58/17-52	.603/.327	15-25/6-24	.600/.250	12-15/0-0	.800/.000	35/25 +10	24/10	4/16	5/0	8/0	8/19
Middle Tennessee	38/25	36/27	74-52	+22	26-56/20-51	.464/.392	8-23/3-13	.348/.231	14-20/9-12	.700/.750	38/26 +12	16/12	13/15	4/4	8/9	11/18
Dayton	27/22	39/37	66-59	+7	21-49/25-46	.429/.543	7-20/5-14	.350/.357	17-22/4-8	.773/.500	30/27 +3	8/12	9/14	0/2	6/6	14/21
Wisconsin	33/18	20/28	53-46	+7	20-54/21-48	.370/.438	4-17/2-11	.235/.182	9-12/2-3	.750/.667	31/33 (2)	10/13	5/13	2/5	9/4	9/11
Maryland	39/30	37/41	76-71	+5	28-59/27-50	.475/.540	10-22/7-17	.455/.412	10-15/10-16	.667/.625	23/35 (12)	15/12	2/14	2/2	7/0	19/16
MORGAN ST.	47/23	36/22	83-45	+38	27-50/14-54	.540/.259	8-22/4-19	.364/.211	21-23/13-16	.913/.813	33/28 +5	17/5	13/16	5/2	9/10	15/21
VCU	29/24	28/25	57-49	+8	13-44/18-61	.295/.295	5-18/6-29	.278/.207	26-30/7-11	.867/.636	38/34 +4	9/7	12/8	2/4	4/2	18/21

Note: Game totals are displayed in the format TEAM/OPPONENT for each category



2018-19 Virginia Basketball  
Virginia Points-Rebounds-Assists (as of Dec 09, 2018)  
All games



Opponent	Date	Score		00 CLARK,KIHE	02 KEY,BRAXTO	05 GUY,KYLE	10 NIXON,JAYD	11 JEROME,TY	12 HUNTER,DE'	13 KERSEY,GRA
TOWSON	11/06/18	73-42	w	4-1-6	7-9-1	8-2-3	1-0-0	20-3-4	13-10-1	0-0-0
GEORGE WASHINGTON	11/11/18	76-57	w	2-2-3	5-3-1	20-6-4	0-0-0	20-6-7	10-4-0	2-0-0
COPPIN ST.	11/16/18	97-40	w	9-2-2	7-7-1	7-6-5	2-3-0	11-4-6	20-1-3	3-0-0
vs Middle Tennessee	11/21/18	74-52	w	7-2-1	13-7-2	15-2-1	0-0-0	7-1-3	15-8-9	DNP
vs Dayton	11/22/18	66-59	w	9-5-2	3-6-2	14-3-1	DNP	15-1-2	23-6-1	DNP
vs Wisconsin	11/23/18	53-46	w	5-5-2	0-0-0	9-3-3	DNP	11-4-5	20-9-0	DNP
at Maryland	11/28/18	76-71	w	4-2-4	10-1-0	18-3-3	DNP	17-3-1	15-5-4	DNP
MORGAN ST.	12/03/18	83-45	w	3-2-2	6-9-1	15-1-2	1-0-0	8-3-5	15-1-1	5-0-1
VCU	12/09/18	57-49	w	9-2-4	3-4-1	15-6-1	DNP	14-8-3	9-4-0	DNP

Opponent	Date	Score		23 STATTMANN,	24 ANTHONY,MA	25 DIAKITE,MA	30 HUFF,JAY	33 SALT,JACK	45 KATSTRA,AU
TOWSON	11/06/18	73-42	w	0-0-1	5-1-1	2-2-1	8-1-0	3-3-0	2-2-1
GEORGE WASHINGTON	11/11/18	76-57	w	0-1-0	0-0-1	10-3-0	3-3-1	4-3-1	0-0-0
COPPIN ST.	11/16/18	97-40	w	6-2-1	2-2-4	18-3-1	9-4-0	DNP	3-0-1
vs Middle Tennessee	11/21/18	74-52	w	2-1-0	0-1-0	8-2-0	3-3-0	4-4-0	0-1-0
vs Dayton	11/22/18	66-59	w	DNP	DNP	0-1-0	0-1-0	2-4-0	DNP
vs Wisconsin	11/23/18	53-46	w	DNP	DNP	6-2-0	DNP	2-5-0	DNP
at Maryland	11/28/18	76-71	w	DNP	0-1-1	0-1-1	DNP	12-7-1	DNP
MORGAN ST.	12/03/18	83-45	w	9-1-0	8-4-1	3-3-1	2-2-0	6-4-2	2-0-1
VCU	12/09/18	57-49	w	DNP	0-0-0	6-5-0	0-0-0	1-7-0	DNP



2018-19 Virginia Basketball  
 Virginia Game-by-Game Highs (as of Dec 09, 2018)  
 All games



Opponent	Date	Score	Points	Rebounds	Assists	Steals	Blocked shots
TOWSON	11/06/18	73-42	20-Ty Jerome	10-De'Andre Hunter	6-Kihe Clark	3-Ty Jerome	1-Jack Salt Austin Katstra Braxton Key
GEORGE WASHINGTON	11/11/18	76-57	20-Ty Jerome Kyle Guy	6-Kyle Guy Ty Jerome	7-Ty Jerome	4-Ty Jerome	2-Mamadi Diakite
COPPIN ST.	11/16/18	97-40	20-De'Andre Hunter	7-Braxton Key	6-Ty Jerome	3-De'Andre Hunter	2-Braxton Key Mamadi Diakite
vs Middle Tennessee	11/21/18	74-52	15-Kyle Guy De'Andre Hunter	8-De'Andre Hunter	9-De'Andre Hunter	3-Kyle Guy	2-Jay Huff
vs Dayton	11/22/18	66-59	23-De'Andre Hunter	6-Braxton Key De'Andre Hunter	2-Ty Jerome Kihe Clark Braxton Key	4-Braxton Key	None
vs Wisconsin	11/23/18	53-46	20-De'Andre Hunter	9-De'Andre Hunter	5-Ty Jerome	3-Ty Jerome Kihe Clark	1-De'Andre Hunter Jack Salt
at Maryland	11/28/18	76-71	18-Kyle Guy	7-Jack Salt	4-De'Andre Hunter Kihe Clark	2-Braxton Key Kihe Clark	1-De'Andre Hunter Jack Salt
MORGAN ST.	12/03/18	83-45	15-De'Andre Hunter Kyle Guy	9-Braxton Key	5-Ty Jerome	5-Ty Jerome	3-Jay Huff
VCU	12/09/18	57-49	15-Kyle Guy	8-Ty Jerome	4-Kihe Clark	2-Ty Jerome Kihe Clark	1-Jack Salt Mamadi Diakite



# Individual Career History



## Marco Anthony

Season	gp-gs	min/avg	Total		3-Point		F-Throws		Rebounds				Scoring							
			fg-fga	pct	fg-fga	pct	ft-fta	pct	off	def	tot	avg	pf	fo	ast	to	blk	stl	pts	avg
2017-18	13-0	103/7.9	10-28	.357	5-13	.385	1-3	.333	1	12	13	1.0	5	0	9	6	2	2	26	2.0
2018-19	7-0	69/9.9	5-11	.455	1-4	.250	4-5	.800	0	9	9	1.3	4	0	8	2	1	0	15	2.1
TOTAL	20-0	172/8.6	15-39	.385	6-17	.353	5-8	.625	1	21	22	1.1	9	0	17	8	3	2	41	2.1

## Francesco Badocchi

## Francisco Caffaro

## Kihei Clark

Season	gp-gs	min/avg	Total		3-Point		F-Throws		Rebounds				Scoring							
			fg-fga	pct	fg-fga	pct	ft-fta	pct	off	def	tot	avg	pf	fo	ast	to	blk	stl	pts	avg
2018-19	9-4	254/28.2	16-43	.372	7-23	.304	13-16	.813	2	21	23	2.6	11	0	26	9	0	10	52	5.8
TOTAL	9-4	254/28.2	16-43	.372	7-23	.304	13-16	.813	2	21	23	2.6	11	0	26	9	0	10	52	5.8

## Mamadi Diakite

Season	gp-gs	min/avg	Total		3-Point		F-Throws		Rebounds				Scoring							
			fg-fga	pct	fg-fga	pct	ft-fta	pct	off	def	tot	avg	pf	fo	ast	to	blk	stl	pts	avg
2016-17	32-1	449/14.0	50-92	.543	3-11	.273	18-33	.545	28	54	82	2.6	75	2	6	13	39	8	121	3.8
2017-18	34-0	532/15.6	75-130	.577	0-0	.000	32-41	.780	31	70	101	3.0	74	1	5	26	16	15	182	5.4
2018-19	9-3	143/15.9	22-40	.550	2-5	.400	7-7	1.000	6	16	22	2.4	21	0	4	9	6	1	53	5.9
TOTAL	75-4	1124/15.0	147-262	.561	5-16	.313	57-81	.704	65	140	205	2.7	170	3	15	48	61	24	356	4.7

## Kyle Guy

Season	gp-gs	min/avg	Total		3-Point		F-Throws		Rebounds				Scoring							
			fg-fga	pct	fg-fga	pct	ft-fta	pct	off	def	tot	avg	pf	fo	ast	to	blk	stl	pts	avg
2016-17	34-6	634/18.6	90-205	.439	51-103	.495	25-35	.714	5	52	57	1.7	37	0	45	21	1	13	256	7.5
2017-18	34-33	1102/32.4	178-429	.415	83-212	.392	42-51	.824	13	76	89	2.6	41	0	50	42	1	35	481	14.1
2018-19	9-9	299/33.2	41-96	.427	22-54	.407	17-21	.810	7	25	32	3.6	10	0	23	12	0	6	121	13.4
TOTAL	77-48	2035/26.4	309-730	.423	156-369	.423	84-107	.785	25	153	178	2.3	88	0	118	75	2	54	858	11.1

## Jay Huff

Season	gp-gs	min/avg	Total		3-Point		F-Throws		Rebounds				Scoring							
			fg-fga	pct	fg-fga	pct	ft-fta	pct	off	def	tot	avg	pf	fo	ast	to	blk	stl	pts	avg
2017-18	12-0	106/8.8	17-25	.680	2-7	.286	5-8	.625	6	17	23	1.9	14	1	4	4	14	1	41	3.4
2018-19	7-0	69/9.9	10-14	.714	2-3	.667	3-7	.429	4	10	14	2.0	8	0	1	2	6	1	25	3.6
TOTAL	19-0	175/9.2	27-39	.692	4-10	.400	8-15	.533	10	27	37	1.9	22	1	5	6	20	2	66	3.5



# Individual Career History

## De'Andre Hunter

Season	gp-gs	min/avg	Total		3-Point		F-Throws		Rebounds				Scoring							
			fg-fga	pct	fg-fga	pct	ft-fa	pct	off	def	tot	avg	pf	fo	ast	to	blk	stl	pts	avg
2017-18	33-0	657/19.9	104-213	.488	21-55	.382	74-98	.755	38	79	117	3.5	60	1	36	31	13	19	303	9.2
2018-19	9-9	262/29.1	51-89	.573	10-22	.455	28-35	.800	18	30	48	5.3	17	1	19	12	3	6	140	15.6
TOTAL	42-9	919/21.9	155-302	.513	31-77	.403	102-133	.767	56	109	165	3.9	77	2	55	43	16	25	443	10.5

## Ty Jerome

Season	gp-gs	min/avg	Total		3-Point		F-Throws		Rebounds				Scoring							
			fg-fga	pct	fg-fga	pct	ft-fa	pct	off	def	tot	avg	pf	fo	ast	to	blk	stl	pts	avg
2016-17	34-4	473/13.9	52-110	.473	29-73	.397	14-18	.778	1	54	55	1.6	59	1	50	30	2	15	147	4.3
2017-18	34-34	1046/30.8	133-316	.421	58-153	.379	38-42	.905	11	95	106	3.1	79	0	132	54	1	55	362	10.6
2018-19	9-9	276/30.7	40-92	.435	22-51	.431	21-29	.724	4	29	33	3.7	12	0	36	11	0	21	123	13.7
TOTAL	77-47	1795/23.3	225-518	.434	109-277	.394	73-89	.820	16	178	194	2.5	150	1	218	95	3	91	632	8.2

## Austin Katstra

Season	gp-gs	min/avg	Total		3-Point		F-Throws		Rebounds				Scoring							
			fg-fga	pct	fg-fga	pct	ft-fa	pct	off	def	tot	avg	pf	fo	ast	to	blk	stl	pts	avg
2017-18	10-0	19/1.9	4-7	.571	1-4	.250	1-2	.500	0	5	5	0.5	1	0	0	1	0	1	10	1.0
2018-19	5-0	17/3.4	3-5	.600	1-3	.333	0-0	.000	0	3	3	0.6	3	0	3	1	1	0	7	1.4
TOTAL	15-0	36/2.4	7-12	.583	2-7	.286	1-2	.500	0	8	8	0.5	4	0	3	2	1	1	17	1.1

## Grant Kersey

Season	gp-gs	min/avg	Total		3-Point		F-Throws		Rebounds				Scoring							
			fg-fga	pct	fg-fga	pct	ft-fa	pct	off	def	tot	avg	pf	fo	ast	to	blk	stl	pts	avg
2018-19	4-0	9/2.3	2-2	1.000	1-1	1.000	5-5	1.000	0	0	0	0.0	0	0	1	0	0	0	10	2.5
TOTAL	4-0	9/2.3	2-2	1.000	1-1	1.000	5-5	1.000	0	0	0	0.0	0	0	1	0	0	0	10	2.5

## Braxton Key

Season	gp-gs	min/avg	Total		3-Point		F-Throws		Rebounds				Scoring							
			fg-fga	pct	fg-fga	pct	ft-fa	pct	off	def	tot	avg	pf	fo	ast	to	blk	stl	pts	avg
2018-19	9-5	187/20.8	17-44	.386	6-17	.353	14-18	.778	11	35	46	5.1	21	0	9	7	3	14	54	6.0
TOTAL	9-5	187/20.8	17-44	.386	6-17	.353	14-18	.778	11	35	46	5.1	21	0	9	7	3	14	54	6.0

## Jayden Nixon

Season	gp-gs	min/avg	Total		3-Point		F-Throws		Rebounds				Scoring							
			fg-fga	pct	fg-fga	pct	ft-fa	pct	off	def	tot	avg	pf	fo	ast	to	blk	stl	pts	avg
2018-19	5-0	20/4.0	1-7	.143	0-2	.000	2-4	.500	0	3	3	0.6	4	0	0	1	1	1	4	0.8
TOTAL	5-0	20/4.0	1-7	.143	0-2	.000	2-4	.500	0	3	3	0.6	4	0	0	1	1	1	4	0.8

## Jack Salt

Season	gp-gs	min/avg	Total		3-Point		F-Throws		Rebounds				Scoring							
			fg-fga	pct	fg-fga	pct	ft-fa	pct	off	def	tot	avg	pf	fo	ast	to	blk	stl	pts	avg
2015-16	21-9	135/6.4	16-32	.500	0-0	.000	1-4	.250	14	10	24	1.1	25	0	0	10	5	1	33	1.6
2016-17	34-34	627/18.4	52-93	.559	0-0	.000	22-45	.489	53	85	138	4.1	88	2	13	21	22	11	126	3.7
2017-18	34-34	673/19.8	52-81	.642	0-0	.000	13-34	.382	50	89	139	4.1	62	0	9	21	22	11	117	3.4
2018-19	8-6	163/20.4	14-26	.538	0-0	.000	6-13	.462	16	21	37	4.6	21	0	4	7	5	3	34	4.3
TOTAL	97-83	1598/16.5	134-232	.578	0-0	.000	42-96	.438	133	205	338	3.5	196	2	26	59	54	26	310	3.2

## Kody Stattmann

Season	gp-gs	min/avg	Total		3-Point		F-Throws		Rebounds				Scoring							
			fg-fga	pct	fg-fga	pct	ft-fa	pct	off	def	tot	avg	pf	fo	ast	to	blk	stl	pts	avg
2018-19	5-0	32/6.4	4-10	.400	1-7	.143	8-8	1.000	2	3	5	1.0	3	0	2	1	0	1	17	3.4
TOTAL	5-0	32/6.4	4-10	.400	1-7	.143	8-8	1.000	2	3	5	1.0	3	0	2	1	0	1	17	3.4