



VIRGINIA

2015-16 VIRGINIA CAVALIER WOMEN'S BASKETBALL GAME NOTES

2015-16 Schedule/Results

Nov. 13	at Middle Tennessee	W, 70-66
Nov. 16	NORFOLK STATE	W, 86-50
Nov. 19	at Auburn	W, 69-52
Nov. 22	LONGWOOD	W, 81-46
Nov. 26	vs. Green Bay [^]	W, 68-59
Nov. 27	vs. Rutgers [^]	L, 60-48
Nov. 28	vs. Tulane [^]	L, 67-62
Dec. 02	IOWA	L, 85-73
Dec. 05	NJIT	7 p.m.
Dec. 08	BOWLING GREEN	11 a.m.
Dec. 18	CHARLESTON SOUTHERN	7 p.m.
Dec. 21	at Ohio State	7 p.m.
Dec. 28	Richmond vs. Lafayette%	4:30 p.m.
Dec. 28	COPPIN STATE%	7 p.m.
Dec. 29	Coppin State vs. Lafayette%	4:30 p.m.
Dec. 29	RICHMOND%	7 p.m.
Jan. 03	MIAMI* ^{RSN}	1 p.m.
Jan. 07	NOTRE DAME*	7 p.m.
Jan. 10	at Wake Forest*	2 p.m.
Jan. 14	LOUISVILLE*	7 p.m.
Jan. 17	at Georgia Tech* ^{ESPN3}	2 p.m.
Jan. 21	at Florida State*	7 p.m.
Jan. 24	PITTSBURGH* ^{RSN}	1 p.m.
Jan. 27	at NC State*	7:30 p.m.
Feb. 4	at Duke* ^{ESPN3}	7 p.m.
Feb. 7	VIRGINIA TECH*	2 p.m.
Feb. 11	SYRACUSE* ^{RSN}	7 p.m.
Feb. 14	at Boston College* ^{RSN}	5 p.m.
Feb. 18	at Louisville* ^{ESPN3}	7 p.m.
Feb. 21	CLEMSON* ^{RSN}	1 p.m.
Feb. 25	NORTH CAROLINA* ^{RSN}	7 p.m.
Feb. 28	at Virginia Tech	2 p.m.

* ACC game

[^] Paradise Jam (U.S. Virgin Islands)

% Cavalier Classic Tournament

[RSN] - ACC Regional Sports Networks

[ESPN3] - streamed online on ESPN.go.com/
watchespn

All Times Eastern

Rankings are Associated Press

Game # 9 • Dec. 5, 2015 • 7 p.m.

John Paul Jones Arena • Charlottesville, Va.



NJIT Highlanders (2-4, 0-0 Atlantic Sun)

at

Virginia Cavaliers (5-3, 0-0 ACC)



Radio: WINA 1070-AM: Channing Poole, Chelsea Wilson

TV: none

The Virginia women's basketball team (5-3) hosts NJIT (2-4) on Saturday, Dec. 5 at 7 p.m. at John Paul Jones Arena in Charlottesville.

After jumping out to a 5-0 start, the best start to a season for the Cavaliers since 1997-98, Virginia has lost its last three games, falling to Rutgers, 60-48, and Tulane, 67-62, at the Paradise Jam, and Iowa, 85-73, in the Big Ten/ACC Challenge.

Sophomore Mikayla Venson (Arlington, Va.) had two 25-point performances in a week span. Venson scored a then-career-high 25 points against Green Bay last Thursday (Nov. 26), only to top that with a 28-point game against Iowa on Wednesday (Dec. 2). In the game against the Hawkeyes, Venson scored 15 points in the fourth quarter. Against the Phoenix, Venson scored 11 in the fourth quarter. In both games, Venson went 6-of-6 from the free throw line down the stretch.

Venson took 18 shots against the Hawkeyes, the second time in a week making that many attempts from the floor after also attempting 18 against Rutgers last Friday (11/27). Venson took 10 three-point shots against Iowa, the third time in a week's span that she made at least eight attempts from long range.

The Cavaliers had a strong shooting night against Iowa, making 50.0 percent of their shots (29-of-58), their second time this season shooting 50 percent or better, and were 40.0 percent (6-of-15) from three-point range, their second time shooting 40 percent or better from beyond the arc. Last season, the Cavaliers had seven games shooting 50 or better overall and 11 games of making at least 40 percent of their long-range attempts.

Iowa outrebounded UVA, 36-25, the second time this season Virginia had a rebounding deficit in double-digits.

Projected Starting Lineup

G	1	Mikayla Venson	So.	14.3 ppg	2.6 rpg	17 assts/13 steals
• ACC All-Freshman team; career-high 28 points against Iowa						
G	12	Breyana Mason	Jr.	9.6 ppg	3.1 rpg	16 assts/18 steals
• ACC All-Academic Team; career-high five steals against Green Bay						
G	20	Faith Randolph	Sr.	13.0 ppg	4.5 rpg	18 assts/6 steals
• Preseason All-ACC; 2nd team All-ACC; ACC All-Academic Team; 17pts in 17 minutes vs NSU						
F	21	Lauren Moses	So.	10.1 ppg	6.3 rpg	11 assts/18 steals
• Career-high 18 pts against Rutgers; Paradise Jam All-Tournament team						
F	44	Sydney Umeri	Jr.	2.5 ppg	3.6 rpg	6 assts/6 steals
• At Middle Tennessee, made first start since Jan. 5, 2014 (Pitt)						

QUICK FACTS
THE UNIVERSITY OF VIRGINIA

Name.....The University of Virginia
 Founded.....by Thomas Jefferson in 1819
 Nicknames.....Cavaliers, Wahos, 'Hoos
 Location.....Charlottesville, Va.
 Enrollment.....21,238 (14,898 undergraduate)
 President.....Teresa A. Sullivan (Michigan State '70)
 Athletics Director.....Craig Littlepage (Pennsylvania '73)
 Conference.....Atlantic Coast Conference (ACC)
 Colors.....Orange and Blue
 Official Athletics Websites.....VirginiaSports.com
VirginiaSportsTV.com
 University Website.....virginia.edu

WOMEN'S BASKETBALL INFORMATION

First Season of Basketball.....1973-74
 All-Time Record.....859-413 (43rd year)*
 All-Time Home Record.....421-188*
 John Paul Jones Arena.....118-38 (10th season)*
 University Hall.....302-149
 All-Time ACC Record.....337-194 (36 years)*
 Home Facility.....John Paul Jones Arena (14,593)
 Press Row Phone Number.....434-962-0579
 NCAA Tournament Appearances/Last.....24/2010
 NCAA Tournament Record.....33-24
 WNIT Tournament Appearances/Last.....5/2012
 WNIT Tournament Record.....11-6
 2014-15 Record.....17-14
 ACC Record/Finish.....7-9/9th
 Letterwinners Returning/Lost.....7/3
 Starters Returning/Lost.....4/1
 Newcomers.....4

COACHING & SUPPORT STAFF

Head Coach.....Joanne Boyle
 Career Record.....282-151*
 Virginia Record.....78-58*
 Associate Head Coach.....Kim McNeill
 Assistant Coach.....La'Keshia Frett Meredith
 Assistant Coach.....Cory McNeill
 Asst AD WBB Operations.....Sarah Holsinger
 Assistant Director of Operations.....Hadley Zeavin
 Video Coordinator.....James Rogol
 Athletic Trainer.....Shannon Soares
 Strength & Conditioning.....Robb Hornett
 Equipment Manager.....Matt Althoff

*records through games of 12/3/15

INTERVIEW POLICY

All interview requests for Virginia women's basketball must be made through Melissa Dudek in the Virginia Athletics Media Relations Office. Players' individual phone numbers will not be given to the media at any time. Game day interviews will not be granted until the postgame press conference opportunity. Please give a minimum of 24 hours notice for all interview requests.

HOOS HOT

- Mikayla Venson scored a career-high 28 points against Iowa, going 9-of-18 from the field and 6-of-6 from the line
- In a seven day span (four games), Venson scored 68 points last week with eight assists
- Faith Randolph was 6-of-11 from the field against Iowa, scoring 12 points
- Randolph has made five or more field goals in six of eight games this season
- Randolph is second on the team in rebounding, averaging 4.5 per game
- Breyana Mason is averaging 9.5 points, 2.5 assists, 2.0 steals and 3.0 rebounds in the last two games
- Mason made two three-pointers in the first quarter against Iowa, then did not attempt another long-range shot
- After a span of four games without making a three-point shot, Mason is 4-of-7 in the last two games
- Lauren Moses is averaging 13.0 points per game in the last three games
- Moses was 5-of-7 shooting against Iowa. In the last three games, she is 17-of-29 (58.6 percent)
- Moses led the Cavaliers in rebounding against Iowa, the fourth time in the last five games she has had the team-high rebounding total by herself
- Moses has led the team or been tied for the team lead in rebounding in all but two games this season

FREE THROWS

- Faith Randolph, who led the ACC in free throw percentage last season (90.7 percent) has made her last 14 free throw attempts
- Mikayla Venson has made her last 17 free throw attempts, including going 6-of-6 against Iowa and 8-of-8 against Green Bay

BENCH POINTS

- Virginia's non-starters are averaging 20.1 points per game
- Last season, the UVA bench averaged 11.1 points per game
- Aliyah Huland-El has two 20-point games coming off the bench this year

HOMESTAND

- Virginia is in the second game of a stretch of nine games in which only one, Dec. 21 at Ohio State, is away from John Paul Jones Arena

RALLY TIME

- Virginia erased a 14-point deficit to comeback to win against Green Bay in the opener of the Paradise Jam
- In the final game of the Paradise Jam, Virginia twice erased double-digit deficits against Tulane, 11 points in the first quarter and 10 points in the third, but ultimately fell 67-62

NJIT HIGHLANDERS

- NJIT (New Jersey Institute of Technology) has won two of its last three games, but fell 76-53 to Wagner on Wednesday. Wagner's Jasmine Nwajei had a triple double with 16 points, 10 rebounds and 10 assists. NJIT was led by Leah Horton's 16 points, including going 10-of-12 from the free throw line
- Horton leads the team in scoring and rebounding, averaging 11.0 points and 7.0 rebounds per game.
- Freshman Kelly Guarino was named the NJIT Female Athlete of the Week after 21 scoring points in last week's win over College of St. Joseph's (VT), going 7-for-8 from three point range.
- This is the first-ever meeting between the two schools

CAREER HIGHS

- The Virginia sophomores had a span of four-straight games in which they posted career-high points
- Aliyah Huland El had her first career 20-point game at Auburn (11/19), matching that career-best in the next game against Longwood (11/22)
- Mikayla Venson scored a career-high 25 points against Green Bay in the Paradise Jam (11/26)
- Lauren Moses scored a career-high 18 points the next night against Rutgers (11/27)
- Venson topped her 25-point performance by scoring 28 points against Iowa (12/02), scoring 15 of those points in the fourth quarter

BIG TEN/ACC CHALLENGE

- The Cavaliers have a 5-4 record all-time in the Challenge after falling 85-73 to Iowa this year
- The Hawkeyes broke open a tight game in the third quarter, outscoring the Cavaliers 23-10 in the period, taking a 20-point lead at the start of the fourth quarter. The Cavaliers mounted a 9-2 run midway through the fourth quarter, narrowing the gap to 11, 71-60, with 4:41 remaining, but Iowa scored five-straight points to take back control of the game and hand Virginia its third-straight loss
- Mikayla Venson had her second 20-point game of the season, finishing with a career-high 28 points, including scoring 15 points in the fourth quarter.
- Faith Randolph finished the game with 12 points, going 6-of-11 from the field.
- Both teams had hot-shooting performances with the Hawkeyes shooting 52.7 percent (29-of-55) and the Cavaliers 50 percent (29-of-58). Iowa made 10 three-pointers, going 10-of-24 from long range. Venson and Breyana Mason combined to make six threes for the Cavaliers.
- The ACC won five games on Day II of the Challenge to rally for the second-straight tie. The ACC has never lost the Challenge

**BLUE RIBBON PANEL
PRESEASON
ALL-CONFERENCE HONORS****ACC Preseason Poll**

1. Notre Dame - 753 points (41)
2. Florida State - 695 (8)
3. Louisville - 649 (2)
4. Duke - 638
5. Syracuse - 544
6. Miami - 477
7. North Carolina - 435
8. Virginia - 364
9. NC State - 336
10. Pitt - 329
11. Georgia Tech - 328
12. Boston College - 204
13. Virginia Tech - 148
14. Wake Forest - 139
15. Clemson - 81

Preseason All-ACC Team

Rebecca Greenwell, R-So., G, Duke
Azura Stevens, So., F/G, Duke
Adut Bulgak, Sr., C, Florida State
Leticia Romero, Jr., G, Florida State
Mariya Moore, So., G, Louisville
Adrienne Motley, Jr., G, Miami
Lindsay Allen, Jr., G, Notre Dame
Brianna Turner, So., F, Notre Dame
Alexis Peterson, Jr., G, Syracuse
Faith Randolph, Sr., G, Virginia

Preseason ACC Player of the Year

Brianna Turner, So., F, Notre Dame

ACC Newcomer Watch List

Angela Salvadores, Fr, G, Duke
Asia Durr, Fr, G, Louisville
Destinee Walker, Fr., G, North Carolina
Marina Mabrey, Fr., G, Notre Dame
Arike Ogunbowale, Fr., G, Notre Dame

2015-16 Women's Basketball Game Promotions/ Theme Games**Tuesday, December 8 vs. Bowling Green - Field Trip Day - 11 a.m. tip time**

Local elementary and middle schools will be in attendance. In-game contests will focus on health and wellness and pursuit of higher education. Each student will receive an activity booklet

Sunday, January 3 vs. Miami - Camper Reunion

Campers Take Over JPJ! All campers, family, and friends can purchase tickets for \$4 each. Tickets must be purchased online and in advance of the game. The first 1,000 fans will receive an orange glow stick and a special edition 2015-16 women's basketball poster! Cavman's New Year Party- Pre-game activities include inflatable, face painting, poster coloring, 2016 sunglasses decorating, and photos with Cavman.

Thursday, January 7 vs. Notre Dame - Throwback Thursday: '80s Night

Prizes will be randomly awarded to fans dressed in 80's costumes.

Thursday, January 14 vs. Louisville - Throwback Thursday: '70s Night

Prizes will be randomly awarded to fans dressed in 70's costumes.

Sunday, January 24 vs. Pitt - National Girls and Women in Sports Day

Pre-game youth sports festival featuring Virginia student-athletes.

Thursday, February 11 vs. Syracuse - Throwback Thursday: '90s Night

Prizes will be randomly awarded to fans dressed in 90's costumes.

Sunday, February 21 vs. Clemson - Play4Kay Annual Pink game. First 1,500 fans receive a pink rally towel**Thursday, February 25 vs. UNC - Throwback Thursday: '00s Night**

Senior Night - Pregame senior recognition. Live DJ playing tunes from the early 2000's throughout the game

PARADISE JAM

- Virginia went 1-2 in the tournament in the Virgin Islands, tying for second place
- The Cavaliers won the opener against Green Bay, 68-59
- Virginia trailed by as many as 14 points in the game and was down 35-22 with 1:35 remaining in the first half, but a 25-point performance from Mikayla Venson and a huge third-quarter in which UVA outscored Green Bay 22-7 helped the Cavaliers open the tournament with a victory.
- Virginia fell 60-48 to Rutgers, the tournament champions
- The Cavaliers trailed by just two points, 29-27, at the half, and tied the game 33-33 on a three-pointer from Mikayla Venson with 6:34 remaining in the third quarter, but made just 5-of-26 shots in the remainder of the game (19.2 percent) to fall to the Scarlet Knights.
- Virginia dropped the final game to Tulane, 67-62
- For the second time in the tournament, the Cavaliers rallied to erase a double-digit deficit, trailing by as many as 11 points in the game and by 10, 40-30, with 4:35 remaining in the fourth quarter. Virginia closed out the third quarter on a 15-2 run, taking a 45-42 lead into the fourth. Tulane retook the lead, 50-47, on a three-pointer with 7:03 remaining in the game and never trailed again. The Green Wave outscored the Cavaliers 25-17 in the final period, making six of their final eight field goal attempts to close out their victory.
- Faith Randolph scored 19 points. Aliyah Huland El just missed her first career double-double with nine points and 10 rebounds

ROAD WIN VS THE SEC

- A big first-quarter by Mikayla Venson and a career-high 20 points from Aliyah Huland El helped the Cavaliers earn a 69-52 road victory at Auburn.
- Randolph finished the game with 15 points, with eight of those coming in the first quarter. Venson scored 14 points, including 10 in the second quarter. Huland El came off the bench to make 6-of-15 attempts from the field and 7-of-8 from the free throw line to tally her career-high 20 points
- The Tigers had a 43-39 edge in rebounding. Virginia shot 44.8 percent in the first half (13-of-29) but only made 9-of-34 (26.5 percent) in the final two quarters to shoot 34.9 percent for the game. Auburn shot 34.4 percent.

BALANCED SCORING IN THE FIRST TWO GAMES

- Virginia has had a very balanced approach to both scoring and rebounding in the first two games
- Six Cavaliers averaged 10 or more points a game through the first two contests
- In the 86-50 victory over Norfolk State, seven Cavaliers finished the game in double-digits, the first time in program history that seven players reached that benchmark in a single game
- In the opening 70-66 win at Middle Tennessee, five Cavaliers finished in double figures, a feat that the team accomplished just three times last season.
- The Virginia bench is averaged 32.5 points per game. Last year, the non-starters contributed 11.1 points per game

DEBUTS

- Three players made their Cavalier debuts in the season-opener at Middle Tennessee
- Freshman forward Moné Jones played 24 minutes, scoring six points with five rebounds
- Freshman center Debra Ferguson made her first career layup eight seconds after checking into the game for the first time
- Redshirt sophomore J'Kyra Brown scored 10 points, all in the third quarter
- Freshman Emily Battle made her collegiate debut against Norfolk State, scoring two points with a rebound

SIGNING DAY

- Head coach Joanne Boyle signed two five-star recruits and added a third with high-level international experience
- Jocelyn Willoughby is ranked the No. 8 wing in her class and No. 47 player overall by ESPN-W and No. 5 at her position and No. 28 overall by Prospects Nation. Willoughby is a standout at Newark Academy. She became the first player at her school to score 1,000 career points, doing so in her sophomore season. As a freshman and sophomore, she helped lead Newark to two-straight seasons with 21-or-more wins and back-to-back Prep B girls' basketball state titles.
- Dominique Toussaint, a 5-9 guard from Staten Island, N.Y., averaged 21.5 points, 6.4 rebounds and 3.2 assists per game as a junior. She was named the 2015 Queens Player of the Year, CHSAA Sportsmanship Player of the Year and earned First Team honors after helping lead Christ the King to the CHSAA Class AA State Semi-Final as a junior. Toussaint also earned Tri-State Second Team and NYS All-Tournament Team honors as she was a member of the team that won the NYC High School Championship and finished second in the New York State Federation Championship in 2014-15. She is ESPN-W's No. 48 overall recruit and No. 12 at her position and ranked at No. 25 by Prospect Nation in the 2016 class.
- Lisa Jablonowski, a 6-3 forward from Luxembourg, brings international experience as she has competed in 46 games in international tournaments. In 2015, Jablonowski averaged 14.6 points per game, 8.6 rebounds per game and 3.4 assists per game in the U18 European Championship. She received the Best Sportswoman, the most prestigious award in Luxembourg, for her performance in the 2014-15 season. A three-time MVP of the U16 and U18 divisions, she helped her team win the Luxembourg Cup in 2014 and guided them to second place finishes in the U14, U16 and U18 championships.

**Associated Press Poll
Week 4- Nov. 30**

1	Connecticut (32)	3-0	800
2	South Carolina	7-0	760
3	Notre Dame	6-0	734
4	Baylor	6-0	707
5	Maryland	6-0	634
6	Texas	5-0	631
7	Oregon State	5-0	591
8	Tennessee	5-1	556
9	Mississippi State	5-0	551
10	Ohio State	4-2	524
11	Kentucky	6-0	477
12	Texas A&M	5-1	463
13	Florida State	5-1	395
14	Duke	6-1	371
15	Northwestern	6-0	302
16	Stanford	6-1	294
17	Arizona State	3-2	280
18	California	5-1	240
19	Michigan State	4-1	195
20	Syracuse	4-1	153
21	Oklahoma	5-1	151
22	Seton Hall	7-0	134
23	DePaul	5-1	97
24	UCLA	3-2	91
24	South Florida	3-2	91

Others receiving votes: Iowa 49, George Washington 40, St John's 14, Miami (FL) 13, Dayton 11, Missouri 9, Princeton 9, Oklahoma State 9, Purdue 5, NC State 4, Western Kentucky 4, USC 3, Florida 3, Nebraska 3, Idaho 1, Oregon 1

Dropped from rankings: Louisville 22, George Washington 24, Iowa 25

**USA Today Coaches' Poll
Week 4- Dec. 1**

1	Connecticut (32)	4-0	800
2	South Carolina	7-0	758
3	Notre Dame	6-0	737
4	Baylor	6-0	702
5	Maryland	6-0	668
6	Texas	5-0	630
7	Oregon State	5-0	599
8	Tennessee	5-1	536
9	Mississippi State	5-0	514
10	Kentucky	6-0	481
11	Texas A&M	5-1	442
12	Ohio State	4-2	436
13	Duke	6-1	411
14	Florida State	5-1	401
15	Stanford	6-1	342
16	Northwestern	6-0	280
17	California	5-1	255
18	DePaul	5-1	226
19	Arizona State	3-2	222
20	Michigan State	4-1	168
21	Seton Hall	7-0	143
22	Oklahoma	5-1	131
23	South Florida	3-2	117
24	Iowa	6-1	66
25	Syracuse	4-1	57

Others receiving votes: Dayton 55, Miami (FL) 50, UCLA 35, George Washington 32, St John's 23, Princeton 15, Oregon 14, NC State 10, Nebraska 9, Missouri 5, Wake Forest 5, Villanova 4, Drake 4, Albany 3, Florida 3, Purdue 3, Idaho 2, Western Kentucky 2, Washington 2, Oklahoma State 1, Arkansas State 1

Dropped from rankings: George Washington 23

PRESEASON ALL-ACC

- Senior guard Faith Randolph was named to the 10-player Blue Ribbon Panel and the ACC Head Coaches' Preseason All-ACC Teams.
- Randolph ranked sixth in the conference in scoring at 16.4 points per game. Randolph tallied 11 20-point games last season en route to scoring her 1,000th career point during the 2015 ACC Tournament.
- Randolph was first on the team in steals (1.4 per game), third in rebounds (3.9), and third in assists (2.2). Among ACC players, she ranked first in free-throw percentage (90.7).
- Randolph was the 2014 ACC Sixth Player of the Year and a 2015 All-ACC Second Team honoree.
- Ataira Franklin was the last Cavalier to earn conference preseason accolades, earning them both her junior and senior seasons (2012 and 2013).

CAVALIERS EIGHTH IN ACC PRESEASON POLL

- For the second time in the last three seasons, Virginia was picked to finish eighth in the preseason ACC polls.
- Last season, Virginia was tabbed to finish 10th in prognostications, going on to finish ninth with eight ACC teams making the NCAA Tournament. Virginia earned the conference's automatic qualifier into the WNIT.
- Six of the Cavaliers' top seven scorers from last season are back: Faith Randolph (16.4 ppg) Mikayla Venson (11.9 ppg), Breyana Mason (9.5 ppg), Lauren Moses (6.1 ppg), Aliyah Huland El (5.6 ppg) and Sydney Umeri (2.7 ppg).

SUMMER PLAYING TIME

- In June, senior guard Faith Randolph traveled to Giżycko, Poland, playing point guard for an Athletes in Action team.
- The United States' contingent stayed at Poland's Olympic Training Center, taking on teams from Poland, Latvia and France.
- Sophomore point guard Mikayla Venson traveled to Colorado Springs in May to compete in U.S. National Team Trials, vying for a spot on the U19 team.
- Venson had previously attended U16 Team trials in 2011.

Inside Virginia Women's Basketball Radio Show

The live show airs from 6-7 p.m. on WINA on select dates throughout the basketball season. Hosted by Channing Poole and held at Buffalo Wild Wings in the Barracks Rd. Shopping Center, the show features members of the coaching staff and players giving fans an inside look at Virginia Women's Basketball.

Radio Show Dates

Wednesday, Dec. 9
Monday, Dec. 14
Tuesday, Jan. 5
Monday, Jan. 11
Monday, Feb. 1
Monday, Feb. 8
Tuesday, Feb. 16

NUMERICAL

NO.	NAME	POS.	HT.	CLASS	HOMETOWN / PREVIOUS SCHOOL
00	Debra Ferguson	Forward	6-4	FR	Madison Heights, Va./Amherst County
1	Mikayla Venson	Guard	5-7	SO	Arlington, Va./Yorktown
2	Jae'Lisa Allen	Forward	6-2	SO	Pine Bluff, Ark./White Hall
10	J'Kyra Brown	Guard	5-11	R-SO	Rocky Mount, N.C./Rocky Mount HS/East Carolina
12	Breyana Mason	Guard	5-8	JR	Woodbridge, Va./Forest Park
13	Emily Battle	Forward	6-1	Fr.	Charlottesville, Va./St. Anne's-Belfield
20	Faith Randolph	Guard	5-10	SR	Derwood, Md./Our Lady of Good Counsel
21	Lauren Moses	Forward	6-2	SO	Mount Holly, N.J./Rancocas
23	Aliyah Huland El	Guard	6-1	SO	Randolph, N.J./Randolph
32	Moné Jones	Forward	6-3	FR	Durham, N.C./Riverside
35	Shakyna Payne	Forward	6-3	FR	Acworth, Ga./Southwest Atlanta Christian Academy
44	Sydney Umeri	Forward	6-1	JR	Acworth, Ga./The Lovett School

ALPHABETICAL

NO.	NAME	POS.	HT.	CLASS	HOMETOWN / PREVIOUS SCHOOL
2	Jae'Lisa Allen	Forward	6-2	SO	Pine Bluff, Ark./White Hall
13	Emily Battle	Forward	6-1	Fr.	Charlottesville, Va./St. Anne's-Belfield
10	J'Kyra Brown	Guard	5-11	R-SO	Rocky Mount, N.C./Rocky Mount HS/ East Carolina
00	Debra Ferguson	Forward	6-4	FR	Madison Heights, Va./Amherst County
23	Aliyah Huland El	Guard	6-1	SO	Randolph, N.J./Randolph
32	Moné Jones	Forward	6-3	FR	Durham, N.C./Riverside
12	Breyana Mason	Guard	5-8	JR	Woodbridge, Va./Forest Park
21	Lauren Moses	Forward	6-2	SO	Mount Holly, N.J./Rancocas
35	Shakyna Payne	Forward	6-3	FR	Acworth, Ga./Southwest Atlanta Christian Academy
20	Faith Randolph	Guard	5-10	SR	Derwood, Md./Our Lady of Good Counsel
44	Sydney Umeri	Forward	6-1	JR	Acworth, Ga./The Lovett School
1	Mikayla Venson	Guard	5-7	SO	Arlington, Va./Yorktown

HEAD COACH: Joanne Boyle (Duke '85), 5th Year at Virginia

ASSOCIATE HEAD COACH: Kim McNeill (Richmond '00), 5th Year at Virginia

ASSISTANT COACH: La'Keshia Frett Meredith (Georgia '97), 3rd year at Virginia

ASSISTANT COACH: Cory McNeill (Morgan State '02), 5th Year at Virginia

PRONUNCIATION GUIDE

Jae'Lisa Allen	JAY-lisa
J'Kyra Brown	Juh-KYE-rah
Aliyah Huland El	ahh-LEE-uh HOO-land-ELLE
Shakyna Payne	shuh-KYE-nuh
Sydney Umeri	EWV-merry
La'Keshia Frett Meredith	Lah-KEE-shah

JAE'LISA ALLEN #2

Sophomore • Forward • 6-2 • Pine Bluff, Ark. • White Hall



2015-16

- Played seven minutes against Norfolk State
- Played three minutes against Longwood (11/22)

2014-15

- Appeared in four games
- Made her collegiate debut against Radford (11/16), playing the final four minutes of the game
- Scored her first collegiate points in the final 30 seconds of the Delaware Stae game, giving the Cavaliers the basket that pushed them to the centruy mark

HIGH SCHOOL

- 2011-14 All-Conference
- 2014 All-State
- 2014 Full Court Award
- 2012 and 2013 All-Tournament honoree at the Music City Madness tournament
- 2014 McDonald's All-America nominee

2015-16 GAME-BY-GAME:

Opponent	GS	FG-FGA	3FG-3FGA	FT-FTA	Off-Def	Total Reb	PF	Points	A	TO	Blk	Stl	Min
Mid Tenn		DNP											
NORFOLK ST		0-2	0-0	0-0	1-0	1	2	0	0	1	0	0	7
Auburn		DNP											
LONGWOOD		0-1	0-0	0-0	0-0	0	1	0	0	0	0	0	3
Green Bay		DNP											
Rutgers		DNP											
Tulane		DNP											
IOWA		DNP											
NJIT													
BOWLING GR													
CHAR SOUTH													
Ohio State													
COPPIN													
RICHMOND													
MIAMI													
NOTRE DAME													
Wake													
LOUISVILLE													
G Tech													
at FSU													
PITT													
NC State													
Duke													
VT													
SYRACUSE													
at BC													
Louisville													
CLEMSON													
UNC													
VTech													

SINGLE GAME BESTS

POINTS

Season:
Career: 2

REBOUNDS

Season:
Career: 1

FG MADE

Season:
Career: 1

FG ATTEMPTS

Season:
Career:

3 PT FG MADE

Season:
Career:

3 PT FG ATTEMPTS

Season:
Career:

FT MADE

Season:
Career:

FT ATTEMPTS

Season:
Career:

ASSISTS

Season:
Career:

BLOCKS

Season:
Career:

STEALS

Season:
Career:

VIRGINIA CAREER STATISTICS

Year	G-GS	Min/Avg	FG-FGA	Pct.	3FG-A	Pct.	FT-FTA	Pct.	O-D	T	Avg.	Pf-DQ	Ast	TO	Blk	St	Pts	Avg
2014-15	4-0	13/3.3	1-3	.333	0-0	.000	0-0	.000	0-2	2	0.5	3-0	0	0	0	0	2	0.5
2015-16	2-0	10/5.0	0-3	.000	0-0	.000	0-0	.000	1-0	1	0.5	3-0	0	1	0	0	0	0.0
TOTAL	6-0	23/3.8	1-6	.167	0-0	.000	0-0	.000	1-2	3	0.5	6-0	0	1	0	0	2	0.3

EMILY BATTLE

#13



Freshman • Forward • 6-1 • Charlottesville, Va • St. Anne's-Belfield

2015-16

- Made her collegiate debut against Norfolk State, scoring two points with a rebound

HIGH SCHOOL

- Earned All-Academic Team honors at the Flint Hill Tournament and the St. Anne's-Belfield Tip-off Tournament
- ACAC/Women's Sports Academic Scholarship
- 2015 St. Anne's-Belfield Coach's Award
- Averaged 5.4 points, 6.1 rebounds, and 1.5 blocks per game her senior season

PERSONAL

- Daughter of Martha and Robert Battle

2015-16 GAME-BY-GAME:

Opponent	GS	FG-FGA	3FG-3FGA	FT-FTA	Off-Def	Total Reb	PF	Points	A	TO	Blk	Stl	Min
Mid Tenn		DNP											
NORFOLK ST		1-1	0-0	0-0	0-1	1	0	2	0	0	0	0	2
Auburn		DNP											
LONGWOOD		0-0	0-0	0-0	0-0	0	0	0	0	0	0	0	1
Green Bay		DNP											
Rutgers		DNP											
Tulane		DNP											
IOWA		DNP											
NJIT													
BOWLING GR													
CHAR SOUTH													
Ohio State													
COPPIN													
RICHMOND													
MIAMI													
NOTRE DAME													
Wake													
LOUISVILLE													
G Tech													
at FSU													
PITT													
NC State													
Duke													
VT													
SYRACUSE													
at BC													
Louisville													
CLEMSON													
UNC													
VTech													

SINGLE GAME BESTS

POINTS

Season: 2

Career:

REBOUNDS

Season:

Career:

FG MADE

Season:

Career:

FG ATTEMPTS

Season:

Career:

3 PT FG MADE

Season:

Career:

3 PT FG ATTEMPTS

Season:

Career:

FT MADE

Season:

Career:

FT ATTEMPTS

Season:

Career:

ASSISTS

Season:

Career:

BLOCKS

Season:

Career:

STEALS

Season:

Career:

VIRGINIA CAREER STATISTICS

Year	G-GS	Min/Avg	FG-FGA	Pct.	3FG-A	Pct.	FT-FTA	Pct.	O-D	T	Avg.	Pf-DQ	Ast	TO	Blk	St	Pts	Avg
2015-16	2-0	3/1.5	1-1	1.000	0-0	.000	0-0	.000	0-1	1	0.5	0-0	0	0	0	0	2	1.0

J'KYRA BROWN

#10

RS Sophomore • Guard • 5-11 • Rocky Mount, N.C. • Rocky Mount HS



2015-16

- Scored 10 points, all in the third quarter, in her Cavalier debut at MT (11/13)
- Started Cavalier career with back-to-back 10- point games, scoring 11 in 21 minutes against Norfolk State

2014-15

- Sat out the season under NCAA rules after transferring from East Carolina

2013-14 AT EAST CAROLINA

- Averaged 5.9 points per game while twice earning Conference USA Freshman of the Week honors
- Scored a season-high 29 points against Louisiana Tech, going 11-of-14 from the field and 6-of-8 from three-point range against the Lady Techsters

HIGH SCHOOL

- Averaged 25.5 ppg, 6.1 rpg, 3.4 spg, 2.4 apg & 1.2 bpg
- 2013 NCBCA Female Basketball POY, NC AP POY, All-District POY, Rocky Mount Female Athlete POY
- Three-time Big East POY, Rocky Mount Telegram All-Area POY
- Rocky Mount's All-Time Female Leading Scorer
- Three-time NC AP All-State First Team
- Two-time All-District First Team
- NC Prep All-State First Team
- NCHSAA Sectional MVP, All-Regional 1st Team
- Also lettered three years in track, earning MVP honors in 2013 and was the NCHSAA State Runner-up in discus

2015-16 GAME-BY-GAME:

Opponent	GS	FG-FGA	3FG-3FGA	FT-FTA	Off-Def	Total Reb	PF	Points	A	TO	Blk	Stl	Min
Mid Tenn St		3-7	2-3	2-4	0-4	4	3	10	1	4	1	0	17
NORFOLK ST		4-6	1-2	2-2	0-2	2	3	11	3	3	0	0	21
Auburn		0-2	0-1	4-4	1-2	3	0	4	2	0	0	0	13
LONGWOOD		2-10	0-5	0-0	1-4	5	0	4	2	1	0	0	17
Green Bay		0-2	0-1	2-2	0-0	0	2	2	0	1	0	0	12
Rutgers		1-7	1-4	3-4	0-1	1	3	6	1	2	0	0	16
Tulane		0-1	0-0	0-0	0-0	0	0	0	1	1	0	0	5
IOWA		0-1	0-0	0-0	0-1	1	2	0	0	2	0	0	10
NJIT													
BOWLING GR													
CHAR SOUTH													
Ohio State													
COPPIN													
RICHMOND													
MIAMI													
NOTRE DAME													
Wake													
LOUISVILLE													
G Tech													
at FSU													
PITT													
NC State													
Duke													
VT													
SYRACUSE													
at BC													
Louisville													
CLEMSON													
UNC													
VTech													

SINGLE GAME BESTS

POINTS

Season: 11 vs. Norfolk State (11/16/15)

Career:

REBOUNDS

Season: 5 vs. Longwood (11/22)

Career:

FG MADE

Season: 3

Career:

FG ATTEMPTS

Season: 10 vs. Longwood (11/22)

Career:

3 PT FG MADE

Season: 2

Career:

3 PT FG ATTEMPTS

Season: 3

Career:

FT MADE

Season: 2

Career:

FT ATTEMPTS

Season: 4

Career:

ASSISTS

Season: 3

Career:

BLOCKS

Season:

Career:

STEALS

Season:

Career:

VIRGINIA CAREER STATISTICS

Year	G-GS	Min/Avg	FG-FGA	Pct.	3FG-A	Pct.	FT-FTA	Pct.	O-D	T	Avg.	Pf-DQ	Ast	TO	Blk	St	Pts	Avg
2015-16	8-0	111/13.9	10-36	.278	4-16	.250	13-16	.813	2-14	16	2.0	13-0	10	14	1	0	37	4.6

DEBRA FERGUSON

#00



Freshman • Forward • 6-4 • Madison Heights, Va • Amherst County

2015-16

- Made her collegiate debut in the 3rd Q at Middle Tenn (11/13), making a layup eight seconds after checking in

HIGH SCHOOL

- Two-time First-Team All-Conference 23 honoree at Amherst County
- 1st-Team-All-Seminole District honors after twice being named 2nd team
- As team captain her senior season, averaged 13.9 points, 8.6 reb and 2.0 blocks
- Her AAU team, the NC Spartans, won 2014 AAU National Championship in Orlando, FL.

PERSONAL

- Father is Charles Feguson
- Mother and step-father are Rachel and James Richardson
- Older brother, Cordaro Ellis, played one year of basketball at Eastern Kentucky before transferring to Pikeville University where he was part of its 2011 NAIA I National Championship team
- Graduated with honors in the top-25 of her class at Amherst County HS
- Volunteered over 50 hours at The Daily Bread soup kitchen
- Undeclared major

2015-16 GAME-BY-GAME:

Opponent	GS	FG-FGA	3FG-3FGA	FT-FTA	Off-Def	Total Reb	PF	Points	A	TO	Blk	Stl	Min
Mid Tenn		1-1	0-0	0-0	0-0	0	0	2	0	0	0	0	4
NORFOLK ST		1-3	0-0	2-2	0-3	3	2	4	0	1	1	0	10
Auburn		DNP											
LONGWOOD		1-2	0-0	0-0	1-0	1	4	2	0	1	1	0	11
Green Bay		DNP											
Rutgers		DNP											
Tulane		DNP											
IOWA		DNP											
NJIT													
BOWLING GR													
CHAR SOUTH													
Ohio State													
COPPIN													
RICHMOND													
MIAMI													
NOTRE DAME													
Wake													
LOUISVILLE													
G Tech													
at FSU													
PITT													
NC State													
Duke													
VT													
SYRACUSE													
at BC													
Louisville													
CLEMSON													
UNC													
VTech													

SINGLE GAME BESTS

POINTS

Season: 4

Career:

REBOUNDS

Season: 3

Career:

FG MADE

Season: 1

Career:

FG ATTEMPTS

Season: 3

Career:

3 PT FG MADE

Season:

Career:

3 PT FG ATTEMPTS

Season:

Career:

FT MADE

Season: 2

Career:

FT ATTEMPTS

Season: 2

Career:

ASSISTS

Season:

Career:

BLOCKS

Season: 1

Career:

STEALS

Season:

Career:

VIRGINIA CAREER STATISTICS

Year	G-GS	Min/Avg	FG-FGA	Pct.	3FG-A	Pct.	FT-FTA	Pct.	O-D	T	Avg.	Pf-DQ	Ast	TO	Blk	St	Pts	Avg
2015-16	3-0	25/8.3	3-6	.500	0-0	.000	2-2	1.000	1-3	4	1.3	6-0	0	2	2	0	8	2.7

ALIYAH HULAND EL #23

Sophomore • Guard • 6-1 • Randolph, N.J. • Randolph High



2015-16 SEASON

- Opened the season with a 10-pt performance at MT (11/13)
- Scored a career- high 20 points at Auburn (Nov. 19) followed by a 20-point performance vs. Longwood
- Nearly had her first career double-double with nine points and 10 rebounds against Tulane (11/28)

2014-15 SEASON

- Played in all 31 games with one start
- Made her collegiate debut against Ohio State, scoring five points with an assist and two blocked shots in 13 minutes
- Went 2-of-3 from three-point range, scoring 8 pts against FIU
- Had back-to-back double-digit scoring games against DSU (10) Longwood (11)
- Had her first/only career start against FSU, scoring a season-high 14 points
- Scored 12 points on 5-of-7 shooting at North Carolina

HIGH SCHOOL

- Morris County's all-time leading scorer with 2,286 points and a 21.2 ppg
- Also holds Randolph High career records for rebounds (900), assists (450) and blocks (225)
- In her senior season, led the state in scoring with 810 points
- Was also a three-time MVP for the track team, holding the school record in the triple jump (38' 11/4")
- Played volleyball her freshman through junior seasons, breaking the school record for career kills with 542

2015-16 GAME-BY-GAME:

Opponent	GS	FG-FGA	3FG-3FGA	FT-FTA	Off-Def	Total Reb	PF	Points	A	TO	Blk	Stl	Min
Mid Tenn	3-8	0-2	4-6	3-0	3	3	3	10	2	1	1	2	20
NORFOLK ST	4-10	0-3	2-3	1-1	2	3	10	2	2	3	3	3	25
Auburn	6-15	1-8	7-8	2-3	5	4	20	2	4	1	3	31	
LONGWOOD	9-14	2-5	0-0	3-4	7	0	20	2	1	1	2	28	
Green Bay	1-6	0-3	3-4	0-1	1	1	5	0	1	0	0	16	
Rutgers	0-2	0-2	0-0	0-0	0	0	0	0	2	0	1	15	
Tulane	3-5	1-2	2-2	6-4	10	3	9	1	3	0	0	25	
IOWA	2-5	0-1	0-0	1-2	3	5	4	0	3	1	0	16	
NJIT													
BOWLING GR													
CHAR SOUTH													
Ohio State													
COPPIN													
RICHMOND													
MIAMI													
NOTRE DAME													
Wake													
LOUISVILLE													
G Tech													
at FSU													
PITT													
NC State													
Duke													
VT													
SYRACUSE													
at BC													
Louisville													
CLEMSON													
UNC													
VTech													

SINGLE GAME BESTS

POINTS

Season: 20 (2x) last vs Longwood (11/22)
Career: 20 (2x) last vs Longwood (11/22/15)

REBOUNDS

Season: 10 vs Tulane (11/28)
Career: 10 vs Tulane (11/28/15)

FG MADE

Season: 9 vs Longwood (11/22)
Career: 9 vs Longwood (11/22/15)

FG ATTEMPTS

Season: 15 at Auburn (11/19)
Career: 15 at Auburn (11/19/15)

3 PT FG MADE

Season: 2
Career: 2

3 PT FG ATTEMPTS

Season: 8 at Auburn (11/19)
Career: 8 at Auburn (11/19/15)

FT MADE

Season: 7 at Auburn (11/19)
Career: 7 at Auburn (11/19/15)

FT ATTEMPTS

Season: 8 at Auburn (11/19)
Career: 8 at Auburn (11/19/15)

ASSISTS

Season: 2
Career: 4 (2x) last vs Drexel (12/29/14)

BLOCKS

Season: 3
Career: 2 (2x)

STEALS

Season: 3
Career: 4 vs Longwood (12/16/14)

CAREER STATISTICS

Year	G-GS	Min/Avg	FG-FGA	Pct.	3FG-A	Pct.	FT-FTA	Pct.	O-D	T	Avg.	Pf-DQ	Ast	TO	Blk	St	Pts	Avg
2014-15	31-1	552/17.8	63-189	.333	23-93	.247	24-32	.750	19-34	53	1.7	59-0	29	43	10	24	173	5.6
2015-16	8-0	176/22.0	28-65	.431	4-26	.154	18-23	.783	16-15	31	3.9	19-1	9	17	7	11	78	9.8
TOTAL	39-1	728/18.7	91-254	.358	27-119	.227	42-55	.764	35-49	84	2.2	78-1	38	60	17	35	251	6.4

MONÉ JONES

#32



Freshman • Forward • 6-3 • Durham, N.C. • Riverside High School

2015-16

- Made her collegiate debut at Middle Tennessee, scoring six points with five rebounds in 24 minutes
- Had her first double-digit scoring effort against Norfolk State with 10 points on 3-of-3 shooting

HIGH SCHOOL

- Averaged 11.7 points, 6.5 rebounds, 1.3 assists, 1.1 steals, and 3.1 blocks per game in four years at Riverside High School
- PAC 6 All-Conference and All-State team honors
- Named to the North Carolina/South Carolina All-Star Game roster
- McDonald's High School All-America nominee
- Was also a middle hitter for three years for the RHS volleyball team, earning PAC 6 All-Conference honors

PERSONAL

- Parents are Bobby Jones Jr. and Sherai Jones
- Has an older brother Jordan
- Undeclared major

2015-16 GAME-BY-GAME:

Opponent	GS	FG-FGA	3FG-3FGA	FT-FTA	Off-Def	Total Reb	PF	Points	A	TO	Blk	Stl	Min
Mid Tenn		3-8	0-0	0-0	3-2	5	4	6	0	3	0	0	24
NORFOLK ST		3-3	0-0	4-6	2-4	6	1	10	1	3	2	2	24
Auburn		1-4	0-0	0-0	3-0	3	3	2	0	2	1	1	15
LONGWOOD		2-4	0-0	3-4	3-3	6	1	7	1	2	0	0	26
Green Bay		0-1	0-0	0-0	0-0	0	4	0	2	2	1	0	15
Rutgers		1-1	0-0	0-0	2-0	2	2	2	0	0	0	1	12
Tulane		2-7	0-1	3-4	1-1	2	3	7	1	2	0	3	24
IOWA		1-3	0-0	0-0	0-1	1	2	2	0	0	1	1	16
NJIT													
BOWLING GR													
CHAR SOUTH													
Ohio State													
COPPIN													
RICHMOND													
MIAMI													
NOTRE DAME													
Wake													
LOUISVILLE													
G Tech													
at FSU													
PITT													
NC State													
Duke													
VT													
SYRACUSE													
at BC													
Louisville													
CLEMSON													
UNC													
VTech													

SINGLE GAME BESTS

POINTS

Season: 10 vs Norfolk State (11/16)

Career:

REBOUNDS

Season: 6 (2x)

Career:

FG MADE

Season: 3 at MT (11/13)

Career:

FG ATTEMPTS

Season: 8 at MT (11/13)

Career:

3 PT FG MADE

Season:

Career:

3 PT FG ATTEMPTS

Season:

Career:

FT MADE

Season: 4 vs Norfolk State (11/16)

Career:

FT ATTEMPTS

Season: 4 (2x last vs Tulane (11/28))

Career:

ASSISTS

Season: 1

Career:

BLOCKS

Season: 2

Career:

STEALS

Season: 3

Career:

VIRGINIA CAREER STATISTICS

Year	G-GS	Min/Avg	FG-FGA	Pct.	3FG-A	Pct.	FT-FTA	Pct.	O-D	T	Avg.	Pf-DQ	Ast	TO	Blk	St	Pts	Avg
2015-16	8-0	156/19.5	13-31	.419	0-1	.000	10-14	.714	14-11	25	3.1	20-0	5	14	5	8	36	4.5

BREYANA MASON #12

Junior • Guard • 5-8 • Woodbridge, Va. • Forest Park



2015-16 SEASON

- Back-to-back double-digit scoring efforts in first two games of the season shooting 66.7 percent (10-of-15)
- Went 5-of-7 from the field and 6-of-6 from the line, scoring 16 points against Geen Bay (11/26) while also grabbing a career-high five steals

2014-15 SEASON

- ACC All-Academic Team
- Fourth in the ACC in assist-turnover ratio with 1.80 per game
- Seventh in the ACC in assists with 3.5 per game
- Scored a career-high 22 points in the season-opener against Ohio State, her first career 20-point game
- Went 8-of-11 from the field overall and 5-of-7 from 3pt range vs OSU, also dishing a career-high six assists
- Had seven assists with 2 turnovers against Delaware State, also scoring 16 pts
- Had her second seven-assist game (with just one turnover) against BC
- Also 4-of-5 from three-point range for 12 points against BC
- Had eight assists at North Carolina

2013-14 SEASON

- Appeared in 30 games with 14 starts, averaging 3.5 points per game

AT A GLANCE

- 2012-13 Gatorade Virginia Player of the Year & Parade Magazine All-American
- Attended the same high school as Virginia alum Monica Wright, breaking Wright's career scoring record, putting up 1,979 points
- Factoring in the two years of middle school (seventh and eighth grade) in which she played varsity basketball, Mason scored 3,313 points in six prep seasons

2015-16 GAME-BY-GAME:

Opponent	GS	FG-FGA	3FG-3FGA	FT-FTA	Off-Def	Total Reb	PF	Points	A	TO	Blk	Stl	Min
Mid Tenn	*	5-8	1-1	0-0	1-1	2	1	11	2	2	1	3	37
NORFOLK ST	*	5-7	0-1	0-1	0-3	3	1	10	3	2	0	2	27
Auburn	*	3-7	0-2	0-0	0-1	1	1	6	2	1	0	3	33
LONGWOOD	*	7-11	0-0	0-0	2-4	6	0	14	1	2	0	0	26
Green Bay	*	5-7	0-1	6-6	1-1	2	1	16	1	2	0	5	40
Rutgers	*	0-6	0-1	1-2	3-2	5	3	1	2	1	0	1	34
Tulane	*	2-9	2-5	3-5	0-2	2	2	9	3	0	0	1	31
IOWA	*	3-6	2-2	2-2	1-3	4	1	10	2	4	0	3	34
NJIT													
BOWLING GR													
CHAR SOUTH													
Ohio State													
COPPIN													
RICHMOND													
MIAMI													
NOTRE DAME													
Wake													
LOUISVILLE													
G Tech													
at FSU													
PITT													
NC State													
Duke													
VT													
SYRACUSE													
at BC													
Louisville													
CLEMSON													
UNC													
VTech													

SINGLE GAME BESTS

POINTS

Season: 16 vs Green Bay (11/26)
Career: 22 vs Ohio State (11/14/14)

REBOUNDS

Season: 6 vs Longwood (11/22)
Career: 6 vs Longwood (11/22/15)

FG MADE

Season: 7 vs Longwood (11/22)
Career: 8 vs Ohio State (11/14/14)

FG ATTEMPTS

Season: 11 vs Longwood (11/22)
Career: 17 vs ODU (3/19/15)

3 PT FG MADE

Season: 2 vs Tulane (11/28)
Career: 5 vs Ohio State (11/14/14)

3 PT FG ATTEMPTS

Season: 5 vs Tulane (11/28)
Career: 7 vs Ohio State (11/14/14)

FT MADE

Season: 6 vs Green Bay (11/26)
Career: 6 (2x) last vs Green Bay (11/26/15)

FT ATTEMPTS

Season: 6 vs Green Bay (11/26)
Career: 6 (2x) last vs Green Bay (11/26/15)

FT PERCENTAGE

Season: 6-6 vs Green Bay (11/26)
Career: 6-6 (2x) last vs Green Bay (11/26/15)

ASSISTS

Season: 3 vs Tulane (11/28)
Career: 8 at UNC (02/26/15)

BLOCKS

Season: 1 vs MT (11/13)
Career: 2 vs Davidson (12/28/14)

STEALS

Season: 3 at MT (11/13)
Career: 3, several

DOUBLE DOUBLES

Season:
 Career:

CAREER STATISTICS

Year	G-GS	Min/Avg	FG-FGA	Pct.	3FG-A	Pct.	FT-FTA	Pct.	O-D	T	Avg.	Pf-DQ	Ast	TO	Blk	St	Pts	Avg
2013-14	30-14	553/18.4	39-118	.331	9-19	.474	17-22	.773	10-32	42	1.4	32-0	37	43	0	20	104	3.5
2014-15	31-31	1016/32.8	109-265	.411	27-62	.435	51-62	.823	10-69	79	2.5	42-0	112	60	2	41	296	9.5
2015-16	8-8	262/32.8	30-61	.492	5-13	.385	12-16	.750	8-17	25	3.1	10-0	16	14	1	18	77	9.6
TOTAL	69-53	1831/26.5	178-444	.401	41-94	.436	80-100	.800	28-118	146	2.1	84-0	165	117	3	79	477	6.9

LAUREN MOSES

#21



Sophomore • Forward • 6-2 • Mount Holly, N.J. • Rancocas

2015-16 SEASON

- Team-high 13 pts at MT, first time leading the team in scoring by herself
- Scored a career-high 18 points at the Paradise Jam against Rutgers (11/27)
- Named to the Paradise Jam All-Tournament Team

2014-15 SEASON

- 13th in the ACC in blocked shots with 1.10 per game
- Had her first double-digit scoring game against Toledo, scoring 14 points, 8 reb
- Led team w 13 rebounds at Ill., her first career double-digit rebounding effort
- Had her first career double-double at Clemson with 15 pts, 10 rebounds
- In the victory over Wake Forest, scored eight points, going 4-of-5 from the field, with seven rebounds, two steals, two assists and three blocked shots, including a crucial block in the final 20 seconds
- Nearly had second career double-double with 11 points and 9 rebounds at UNC
- Scored 11 points with eight rebounds in the ACC Tourney game vs Miami

HIGH SCHOOL

- Led Rancocas Valley Regional High School to four-straight State Championship games and two state titles (2013, 2011)
- Scored 1,823 points in her high school career to become Rancocas Valley's all-time leading scorer in school history, breaking the previous mark set by UVA alum Demya Walker
- Ranked in the espnW 100 rankings at No. 17 in her position and No. 98 overall

PERSONAL

- Brother, Dezman Moses, was an outside linebacker for the Green Bay packers (2012) and the Kansas City Chiefs (2013)

2015-16 GAME-BY-GAME:

Opponent	GS	FG-FGA	3FG-3FGA	FT-FTA	Off-Def	Total Reb	PF	Points	A	TO	Blk	Stl	Min
Mid Tenn	*	4-9	0-0	5-6	0-4	4	4	13	2	0	1	3	27
NORFOLK ST	*	5-10	0-0	2-2	4-3	7	2	12	1	1	0	2	18
Auburn	*	2-7	0-0	4-4	2-4	6	4	8	1	3	0	3	22
LONGWOOD	*	3-7	0-0	0-0	5-4	9	2	6	2	0	0	3	19
Green Bay	*	1-7	0-0	1-2	3-5	8	4	3	2	2	0	2	27
Rutgers	*	7-11	0-0	4-10	2-5	7	3	18	0	1	1	2	37
Tulane	*	5-11	0-0	0-0	4-0	4	5	10	2	4	1	1	26
IOWA	*	5-7	0-0	1-5	3-2	5	5	11	1	1	0	2	21
NJIT													
BOWLING GR													
CHAR SOUTH													
Ohio State													
COPPIN													
RICHMOND													
MIAMI													
NOTRE DAME													
Wake													
LOUISVILLE													
G Tech													
at FSU													
PITT													
NC State													
Duke													
VT													
SYRACUSE													
at BC													
Louisville													
CLEMSON													
UNC													
VTech													

SINGLE GAME BESTS

POINTS

Season: 18 vs Rutgers (11/27)
Career: 18 vs Rutgers (11/27/15)

REBOUNDS

Season: 9 vs Longwood (11/22)
Career: 13 (2x) last at Syracuse (01/11/15)

FG MADE

Season: 7 vs Rutgers (11/27)
Career: 7 vs Rutgers (11/27/15)

FG ATTEMPTS

Season: 11 (2x last vs Tulane (11/28)
Career: 111 (2x last vs Tulane (11/28/15)

3 PT FG MADE

Season:
Career:

3 PT FG ATTEMPTS

Season:
Career: 4 vs Davidson (12/28/14)

FT MADE

Season: 5 at Middle Tennessee (11/13)
Career: 5 (several)

FT ATTEMPTS

Season: 10 vs Rutgers (11/27)
Career: 10 vs Rutgers (11/27/15)

ASSISTS

Season:
Career: 3 (multiple)

BLOCKS

Season:
Career: 3 (3x)

STEALS

Season: 3
Career: 3 (3x)

DOUBLE DOUBLES

Season:
Career: 1 at Clemson (02/01/15)

CAREER STATISTICS

Year	G-GS	Min/Avg	FG-FGA	Pct.	3FG-A	Pct.	FT-FTA	Pct.	O-D	T	Avg.	Pf-DQ	Ast	TO	Blk	St	Pts	Avg
2014-15	31-30	731/23.6	77-183	.421	0-1	.000	35-66	.530	66-111	177	5.7	95-5	26	64	34	26	189	6.1
2015-16	8-8	197/24.6	32-69	.464	0-0	.000	17-29	.586	23-27	50	6.3	29-2	11	12	3	18	81	10.1
TOTAL	39-38	928/23.8	109-252	.433	0-1	.000	52-95	.547	89-138	227	5.8	124-7	37	76	37	44	270	6.9

SHAKYNA PAYNE

#35



Freshman • Forward • 6-3 • Acworth, Ga. • Southwest Atlanta Christian Academy

2015-16 SEASON

- Missed the start of the season sidelined with an injury

HIGH SCHOOL

- Played four years of varsity basketball, playing three years at Etowah before finishing her senior year at Southwest Atlanta Christian Academy
- Was an honorable mention All-County player in 2011 before earning second-team honors in 2012 and then being named to the first-team in 2013
- 2014 Atlanta Journal Constitution All-State Class A Second Team
- Scored over 1,100 points in her prep career, averaging 12.6 points per game as a junior and 14.2 points with 7.3 rebounds per game her senior season
- Also played two years of varsity volleyball at Etowah as a middle blocker

PERSONAL

- Daughter of Damita Payne

SINGLE GAME BESTS

POINTS

Season: _____

Career: _____

REBOUNDS

Season: _____

Career: _____

FG MADE

Season: _____

Career: _____

FG ATTEMPTS

Season: _____

Career: _____

3 PT FG MADE

Season: _____

Career: _____

3 PT FG ATTEMPTS

Season: _____

Career: _____

FT MADE

Season: _____

Career: _____

FT ATTEMPTS

Season: _____

Career: _____

ASSISTS

Season: _____

Career: _____

BLOCKS

Season: _____

Career: _____

STEALS

Season: _____

Career: _____

2015-16 GAME-BY-GAME:

Opponent	GS	FG-FGA	3FG-3FGA	FT-FTA	Off-Def	Total Reb	PF	Points	A	TO	Blk	Stl	Min
Mid Tenn St		INJ											
NORFOLK ST		INJ											
Auburn		INJ											
LONGWOOD		INJ											
Green Bay		INJ											
Rutgers		INJ											
Tulane		INJ											
IOWA		INJ											
NJIT													
BOWLING GR													
CHAR SOUTH													
Ohio State													
COPPIN													
RICHMOND													
MIAMI													
NOTRE DAME													
Wake													
LOUISVILLE													
G Tech													
at FSU													
PITT													
NC State													
Duke													
VT													
SYRACUSE													
at BC													
Louisville													
CLEMSON													
UNC													
VTech													

CAREER STATISTICS

Year	G-GS	Min/Avg	FG-FGA	Pct.	3FG-A	Pct.	FT-FTA	Pct.	O-D	T	Avg.	Pf-DQ	Ast	TO	Blk	St	Pts	Avg
------	------	---------	--------	------	-------	------	--------	------	-----	---	------	-------	-----	----	-----	----	-----	-----

FAITH RANDOLPH

#20

Senior • Guard • 5-10 • Derwood, Md • Our Lady of Good Counsel



2015-16 SEASON

- Preseason All-ACC
- Scored 17 points with 7 rebounds and 4 steals against Norfolk State in 17 minutes, going 6-9 from the field

2014-15 SEASON

- Second Team All-ACC (Blue Ribbon Panel and Head Coaches)
- ACC All-Academic Team
- VaSID All-State Second Team
- Sixth in the ACC in scoring average (16.4) and 12th in field goal shooting percentage (39.9)
- Randolph leads the ACC and is ranked seventh in the nation in free throw percentage (90.7)
- Randolph is the second-straight Cavalier to pace the conference in free throw shooting. Kelsey Wolfe won last year's crown with an 89.5 percent efficiency
- Randolph is just the fifth player in ACC history to win the free throw crown while shooting over 90 percent from the stripe
- Became the 31st member of UVA's 1000 Point Club with 4:06 remaining in the first half of the ACC Tournament game against Miami
- Tallied 11 20-point games including three 25-point performances
- Averaged 20.2 ppg in the first five games
- Led the team in scoring the entire season

2013-14 SEASON

- ACC Sixth Player of the Year

2015-16 GAME-BY-GAME:

Opponent	GS	FG-FGA	3FG-3FGA	FT-FTA	Off-Def	Total Reb	PF	Points	A	TO	Blk	Stl	Min
Mid Tenn	*	3-7	1-1	1-2	2-3	5	5	8	0	3	0	1	16
NORFOLK ST	*	6-9	2-4	3-4	2-5	7	0	17	4	3	1	1	17
Auburn	*	5-13	2-5	3-5	1-5	6	1	15	4	2	0	2	33
LONGWOOD	*	5-8	0-2	4-4	1-7	8	1	14	3	1	1	0	27
Green Bay	*	6-9	1-3	2-2	0-3	3	3	15	1	2	0	1	34
Rutgers	*	2-8	1-3	0-0	0-3	3	4	5	2	0	0	0	25
Tulane	*	6-20	1-5	5-5	0-1	1	0	18	2	0	0	0	34
IOWA	*	6-11	0-2	0-0	1-2	3	5	12	2	2	0	1	32
NJIT													
BOWLING GR													
CHAR SOUTH													
Ohio State													
COPPIN													
RICHMOND													
MIAMI													
NOTRE DAME													
Wake													
LOUISVILLE													
G Tech													
at FSU													
PITT													
NC State													
Duke													
VT													
SYRACUSE													
at BC													
Louisville													
CLEMSON													
UNC													
VTech													

CAREER STATISTICS

Year	G-GS	Min/Avg	FG-FGA	Pct.	3FG-A	Pct.	FT-FTA	Pct.	O-D	T	Avg.	Pf-DQ	Ast	TO	Blk	St	Pts	Avg
2012-13	30-7	624/20.8	49-186	.263	13-66	.197	39-47	.830	13-36	49	1.6	22-0	26	47	2	18	150	5.0
2013-14	31-4	704/22.7	137-330	.415	25-88	.284	68-89	.764	45-52	97	3.1	67-1	44	56	1	43	367	11.8
2014-15	30-30	939/31.3	175-439	.399	54-147	.367	88-97	.907	21-95	116	3.9	73-1	66	63	6	42	492	16.4
2015-16	8-8	218/27.3	39-85	.459	8-25	.320	18-22	.818	7-29	36	4.5	19-2	18	13	2	6	104	13.0
TOTAL	99-49	2485/25.1	400-1040	.385	100-326	.307	213-255	.835	86-212	298	3.0	181-4	154	179	11	109	1113	11.2

SINGLE GAME BESTS

POINTS

Season: 18 vs Tulane (11/28)
 Career: 26 (3x) last vs Howard (12/21/14)

REBOUNDS

Season: 8 vs Longwood (11/22)
 Career: 8 (3x) last vs Longwood (11/22/15)

FG MADE

Season: 6
 Career: 11 at Louisville (01/18/15)

FG ATTEMPTS

Season: 20 vs Tulane (11/28)
 Career: 22 (3x) last at Louisville (01/18/15)

3 PT FG MADE

Season: 2
 Career: 5 vs Toledo (11/28/14)

3 PT FG ATTEMPTS

Season: 5
 Career: 11 vs Davidson (12/28/14)

FT MADE

Season: 5 vs Tulane (11/28)
 Career: 10 vs. High Point (11/11/13)

FT ATTEMPTS

Season: 5 vs Tulane (11/28)
 Career: 11 vs. High Point (11/11/13)

FT PERCENTAGE

Season: 5-5 vs Tulane (11/28)
 Career: 9-9 (2x) last vs Louisville (03/01/15)

ASSISTS

Season: 4 (2x)
 Career: 8 vs Louisville (03/01/15)

BLOCKS

Season: 1
 Career: 1

STEALS

Season: 2
 Career: 3 (multiple)

DOUBLE-DOUBLES

Season:
 Career:

SYDNEY UMERI

#44



Junior • Forward • 6-1 • Acworth, Ga. • The Lovett School

2015-16 SEASON

- Made her first start since Jan. 5, 2014 (Pitt) in the season opener

2014-15 SEASON

- Had eight rebounds at Xavier
- Had the second double-digit scoring game of her career at Illinois, also matching her career high with eight rebounds

2013-14 SEASON

- Appeared in all 31 games with 11 starts, averaging 18.0 minutes per game
- Averaged 2.8 points and 2.8 rebounds per game
- Made her collegiate debut at James Madison, starting the game
- Played 30 minutes, scoring four points in her debut
- Had her first double-digit scoring game at Liberty with 12 points
- Started the first 10 games of the season before coming off the bench at FGCU
- Scored six of her eight points at Wake Forest in a span of 1:42 during the second half

AT A GLANCE

- Ranked No. 29 overall and as the No. 9 forward by ESPN HoopGurlz
- Won a gold medal with the 2011 USA Basketball's U16 team at the FIBA Americas Championship in Mérida, Mexico
- Helped lead The Lovett School to a 2012 Georgia Region 6AA championship
- Interned during the summer of 2015 for ESPN's Around the Horn

2015-16 GAME-BY-GAME:

Opponent	GS	FG-FGA	3FG-3FGA	FT-FTA	Off-Def	Total Reb	PF	Points	A	TO	Blk	Stl	Min
Mid Tenn	*	0-3	0-0	0-0	2-4	6	4	0	2	0	0	3	22
NORFOLK ST	*	0-2	0-0	0-0	0-1	1	1	0	0	1	0	0	21
Auburn	*	0-1	0-0	0-0	2-4	6	5	0	1	1	0	0	22
LONGWOOD	*	1-4	0-0	0-0	1-2	3	1	2	1	1	1	2	21
Green Bay	*	1-2	0-0	0-0	2-3	5	4	2	0	1	1	0	18
Rutgers	*	2-6	0-0	2-2	1-3	4	2	6	1	1	0	0	25
Tulane	*	2-3	0-0	0-0	1-3	4	4	4	0	2	1	1	25
IOWA	*	3-7	0-0	0-0	0-0	0	2	6	1	0	1	0	33
NJIT													
BOWLING GR													
CHAR SOUTH													
Ohio State													
COPPIN													
RICHMOND													
MIAMI													
NOTRE DAME													
Wake													
LOUISVILLE													
G Tech													
at FSU													
PITT													
NC State													
Duke													
VT													
SYRACUSE													
at BC													
Louisville													
CLEMSON													
UNC													
VTech													

CAREER STATISTICS

Year	G-GS	Min/Avg	FG-FGA	Pct.	3FG-A	Pct.	FT-FTA	Pct.	O-D	T	Avg.	Pf-DQ	Ast	TO	Blk	St	Pts	Avg
2013-14	31-11	557/18.0	32-93	.344	0-0	.000	22-33	.667	46-42	88	2.8	64-2	15	43	4	17	86	2.8
2014-15	30-0	554/18.5	34-73	.466	0-0	.000	14-16	.875	25-66	91	3.0	51-1	18	29	14	11	82	2.7
2015-16	8-8	187/23.4	9-28	.321	0-0	.000	2-2	1.000	9-20	29	3.6	23-1	6	7	4	6	20	2.5
TOTAL	70-19	1319/18.8	76-196	.388	0-0	.000	38-51	.745	82-133	215	3.1	142-4	40	80	22	34	190	2.7

SINGLE GAME BESTS

POINTS

Season: 6 vs Rutgers (11/27)
 Career: 12 at Liberty (11/19/13)

REBOUNDS

Season: 6 (2x) last at Auburn (11/19)
 Career: 8 (3x) last at Illinois (12/03/14)

FG MADE

Season: 2 (2x) 1st vs Tulane (11/28))
 Career: 4 (3x) at Illinois (12/03/14)

FG ATTEMPTS

Season: 6 vs Rutgers (11/27)
 Career: 7 at Illinois (12/03/14)

3 PT FG MADE

Season:
 Career:

3 PT FG ATTEMPTS

Season: --
 Career: --

FT MADE

Season: 2
 Career: 5 vs. UMES (12/17/13)

FT ATTEMPTS

Season: 2
 Career: 6 vs. UMES (12/17/13)

ASSISTS

Season: 2
 Career: 2

BLOCKS

Season:
 Career: 2 (multiple)

STEALS

Season: 3 at Middle Tennessee (11/13)
 Career: 3 at Middle Tennessee (11/13/15)

DOUBLE DOUBLES

Season:
 Career:

MIKAYLA VENSON

#1



Sophomore • Guard • 5-7 • Arlington, Va. • Yorktown High

2015-16 SEASON

- Scored a then-career-high 25 points in the Paradise Jam opener against Green Bay, going 8-8 from the free throw line, including making six free throws in the final 1:32
- Had a streak of 12-straight games of double-digit scoring snapped against Tulane (11/28)
- Set a new career high in the Big 10/ACC Challenge game against Iowa, scoring 28 points, with 15 of those coming in the fourth quarter

2014-15 SEASON

- ACC All-Freshman Team (Blue Ribbon Panel)
- Set the Virginia freshman record for made-3's in a season (58)
- Has four games this season in which she has made five or more 3s in a game
- Has four 20-point games
- Had three double-digit scoring efforts in the first four games of her career
- Had the best single-game three-point shooting efficiency in school history with a 6-for-6 performance in the win over NC State

HIGH SCHOOL

- Played freshman season at Yorktown High School, averaging 14.3 points per game and 5.5 assists per game before retiring from high school basketball three games into her sophomore season
- Did not play high school basketball after her freshman season, but continued training with her father and playing with AAU club teams
- Ranked No. 31 overall by Blue Star Report and No. 33 overall and No. 7 at her position by ESPN Hoopgurlz

2015-16 GAME-BY-GAME:

Opponent	GS	FG-FGA	3FG-3FGA	FT-FTA	Off-Def	Total Reb	PF	Points	A	TO	Blk	Stl	Min
Mid Tenn	*	3-9	1-4	3-4	1-4	5	3	10	3	6	0	3	33
NORFOLK ST	*	4-11	2-7	0-0	0-2	2	1	10	2	1	0	4	28
Auburn	*	5-14	2-7	2-3	0-1	1	1	14	1	0	0	2	31
LONGWOOD	*	3-10	0-3	6-8	1-1	2	2	12	3	0	0	3	21
Green Bay	*	7-13	3-8	8-8	0-4	4	1	25	2	4	0	0	38
Rutgers	*	4-18	2-9	0-0	0-2	2	1	10	2	2	1	0	36
Tulane	*	2-7	1-4	0-0	0-4	4	4	5	1	1	0	1	30
IOWA	*	9-18	4-10	6-6	0-1	1	2	28	3	4	0	0	38
NJIT													
BOWLING GR													
CHAR SOUTH													
Ohio State													
COPPIN													
RICHMOND													
MIAMI													
NOTRE DAME													
Wake													
LOUISVILLE													
G Tech													
at FSU													
PITT													
NC State													
Duke													
VT													
SYRACUSE													
at BC													
Louisville													
CLEMSON													
UNC													
VTech													

CAREER STATISTICS

Year	G-GS	Min/Avg	FG-FGA	Pct.	3FG-A	Pct.	FT-FTA	Pct.	O-D	T	Avg.	Pf-DQ	Ast	TO	Blk	St	Pts	Avg
2014-15	31-31	1028/33.2	130-293	.444	61-148	.412	47-56	.839	4-64	68	2.2	62-0	74	89	4	34	368	11.9
2015-16	8-8	255/31.9	37-100	.370	15-52	.288	25-29	.862	2-19	21	2.6	15-0	17	18	1	13	114	14.3
TOTAL	39-39	1283/32.9	167-393	.425	76-200	.380	72-85	.847	6-83	89	2.3	77-0	91	107	5	47	482	12.4

SINGLE GAME BESTS

POINTS

Season: 28 vs Iowa (12/02)
Career: 28 vs Iowa (12/02/15)

REBOUNDS

Season: 5 at Middle Tennessee (11/13)
Career: 7 vs Drexel (12/29/14)

FG MADE

Season: 9 vs Iowa (12/02)
Career: 9 vs Iowa (12/02/15)

FG ATTEMPTS

Season: 18 (2x) last vs Iowa (12/02)
Career: 18 (2x) last vs Iowa (12/02/15)

3 PT FG MADE

Season: 4 vs Iowa (12/02)
Career: 6 vs NC State (01/29/15)

3 PT FG ATTEMPTS

Season: 10 vs Iowa (12/02)
Career: 10 (3x) last vs Iowa (12/02/15)

3 PT FG PERCENTAGE

Season:
Career: 6-6 vs NC State (01/29/15)*

FT MADE

Season: 8 vs Green Bay (11/26)
Career: 8 (2x) last vs Green Bay (11/26/15)

FT ATTEMPTS

Season: 8 (2x)
Career: 8

FT PERCENTAGE

Season: 8-8 vs Green Bay (11/26)
Career: 8-8 last vs Green Bay (11/26/15)

ASSISTS

Season: 3
Career: 6 vs ODU (3/19/15)

BLOCKS

Season:
Career: 1 (multiple)

STEALS

Season: 4 vs Norfolk State (11/16)
Career: 5 at FIU (11/30/14)

DOUBLE DOUBLES

Season:
Career:

*Denotes school record



2015-16 Virginia Women's Basketball Virginia Combined Team Statistics (as of Dec 02, 2015) All games

RECORD:	OVERALL	HOME	AWAY	NEUTRAL
ALL GAMES	5-3	2-1	2-0	1-2
CONFERENCE	0-0	0-0	0-0	0-0
NON-CONFERENCE	5-3	2-1	2-0	1-2

#	Player	gp-gs	min	avg	Total		3-Point		F-Throw		Rebounds					pts	avg					
					fg-fga	fg%	3fg-fga	3fg%	ft-fa	ft%	off	def	tot	avg	pf			dq	a	to	blk	stl
01	Mikayla Venson	8-8	255	31.9	37-100	.370	15-52	.288	25-29	.862	2	19	21	2.6	15	0	17	18	1	13	114	14.3
20	Faith Randolph	8-8	218	27.3	39-85	.459	8-25	.320	18-22	.818	7	29	36	4.5	19	2	18	13	2	6	104	13.0
21	Lauren Moses	8-8	197	24.6	32-69	.464	0-0	.000	17-29	.586	23	27	50	6.3	29	2	11	12	3	18	81	10.1
23	Aliyah Huland El	8-0	176	22.0	28-65	.431	4-26	.154	18-23	.783	16	15	31	3.9	19	1	9	17	7	11	78	9.8
12	Breyana Mason	8-8	262	32.8	30-61	.492	5-13	.385	12-16	.750	8	17	25	3.1	10	0	16	14	1	18	77	9.6
10	J'Kyra Brown	8-0	111	13.9	10-36	.278	4-16	.250	13-16	.813	2	14	16	2.0	13	0	10	14	1	0	37	4.6
32	Mone Jones	8-0	156	19.5	13-31	.419	0-1	.000	10-14	.714	14	11	25	3.1	20	0	5	14	5	8	36	4.5
00	Debra Ferguson	3-0	25	8.3	3-6	.500	0-0	.000	2-2	1.000	1	3	4	1.3	6	0	0	2	2	0	8	2.7
44	Sydney Umeri	8-8	187	23.4	9-28	.321	0-0	.000	2-2	1.000	9	20	29	3.6	23	1	6	7	4	6	20	2.5
13	Emily Battle	2-0	3	1.5	1-1	1.000	0-0	.000	0-0	.000	0	1	1	0.5	0	0	0	0	0	0	2	1.0
02	Jae'Lisa Allen	2-0	10	5.0	0-3	.000	0-0	.000	0-0	.000	1	0	1	0.5	3	0	0	1	0	0	0	0.0
Team											24	24	48					4				
Total.....		8	1600		202-485	.416	36-133	.271	117-153	.765	107	180	287	35.9	157	6	92	116	26	80	557	69.6
Opponents.....		8	1600		172-439	.392	39-133	.293	102-153	.667	106	186	292	36.5	146	-	83	157	35	49	485	60.6

TEAM STATISTICS	VA	OPP	Date	Opponent	Score	Att.
SCORING	557	485	11/13/15	at Middle Tennessee	w 70-66	5613
Points per game	69.6	60.6	11/16/15	NORFOLK STATE	w 86-50	0
Scoring margin	+9.0	-	11/19/15	at Auburn	w 69-52	1675
FIELD GOALS-ATT	202-485	172-439	11/22/15	LONGWOOD	w 81-46	3616
Field goal pct	.416	.392	11/26/15	vs Green Bay	w 68-59	0
3 POINT FG-ATT	36-133	39-133	11/27/15	vs Rutgers	L 48-60	0
3-point FG pct	.271	.293	11/28/15	vs Tulane	L 62-67	0
3-pt FG made per game	4.5	4.9	12/02/15	IOWA	L 73-85	3360
FREE THROWS-ATT	117-153	102-153	* - Conference game			
Free throw pct	.765	.667				
F-Throws made per game	14.6	12.8				
REBOUNDS	287	292				
Rebounds per game	35.9	36.5				
Rebounding margin	-0.6	-				
ASSISTS	92	83				
Assists per game	11.5	10.4				
TURNOVERS	116	157				
Turnovers per game	14.5	19.6				
Turnover margin	+5.1	-				
Assist/turnover ratio	0.8	0.5				
STEALS	80	49				
Steals per game	10.0	6.1				
BLOCKS	26	35				
Blocks per game	3.3	4.4				
ATTENDANCE	6976	7288				
Home games-Avg/Game	3-2325	2-3644				
Neutral site-Avg/Game	-	3-0				

Score by Periods	1st	2nd	3rd	4th	Totals
Virginia	128	149	138	142	557
Opponents	119	106	109	151	485



2015-16 VIRGINIA SEASON RESULTS & LEADERS

RECORD:	OVERALL	HOME	AWAY	NEUTRAL
ALL GAMES	5-3	2-1	2-0	1-2
CONFERENCE	0-0	0-0	0-0	0-0
NON-CONFERENCE	5-3	2-1	2-0	1-2

UVA.										
Date	Rank	Opponent	Score	W/L	Rec.	ACC	Attend.	High Scorer	High Reb.	Opp. High Scr
11/13	--/RV	@Mid Tenn	70-66	W	1-0	0-0	5613	Moses 13	Umeri 6	Edwards 30
11/16	--/RV	NORFOLK ST	86-50	W	2-0	0-0	3495	Randolph 17	LM/FR 7	Beslow 15
11/19	--/RV	@Auburn	69-52	W	3-0	0-0	1675	Huland EI 20	LM/SU/FR 6	McKay 16
11/22	--/RV	LONGWOOD	81-46	W	4-0	0-0	3616	Huland EI 20	Moses 9	Skersick 12
11/26	--/RV	vs Green Bay	68-59	W	5-0	0-0	488	Venson 25	Moses 8	Buck 24
11/27	--/RV	vs Rutgers	60-48	L	5-1	0-0		Moses 18	Moses 7	Copper 21
11/28	--/RV	vs Tulane	67-62	L	5-2	0-0		Randolph 18	Huland EI 10	Morgan 21
12/02		No. 24 Iowa	85-73	L	5-3	0-0	3360	Venson 28	Moses 5	Kastanek 22



2015-16 POINTS-REBS-ASSISTS

OPPONENT	ALLEN	BATTLE	BROWN	FERGUSON	HULAND EL	JONES
Middle Tennessee	DNP	DNP	10-4-1	2-0-0	10-3-2	6-5-0
NORFOLK ST	0-1-0	2-1-0	11-2-3	4-3-0	10-2-2	10-6-1
Auburn	DNP	DNP	4-3-2	DNP	20-5-2	2-3-0
LONGWOOD	0-0-0	0-0-0	4-5-2	2-1-0	20-7-2	7-6-1
Green Bay	DNP	DNP	2-0-0	DNP	5-1-0	0-0-2
Rutgers	DNP	DNP	6-1-1	DNP	0-0-0	2-2-0
Tulane	DNP	DNP	0-0-1	DNP	9-10-1	7-2-1
IOWA	DNP	DNP	0-1-0	DNP	4-3-0	2-1-0
NJIT						
BOWLING GR						
CHAR SOUTH						
Ohio State						
COPPIN						
RICHMOND						
MIAMI						
NOTRE DAME						
Wake Forest						
LOUISVILLE						
Georgia Tech						
at FSU						
PITT						
NC State						
Duke						
VIRGINIA TECH						
SYRACUSE						
at BC						
Louisville						
CLEMSON						
NORTH CAROLINA						
VTech						

OPPONENT	MASON	MOSES	PAYNE	RANDOLPH	UMERI	VENSON
Middle Tennessee	11-2-2	13-4-2	INJ	8-5-0	0-6-2	10-5-3
NORFOLK ST	10-3-3	12-7-1	INJ	17-7-4	0-1-0	10-2-2
Auburn	6-1-2	8-6-1	INJ	15-6-4	0-6-1	14-1-1
LONGWOOD	14-6-1	6-9-2	INJ	14-8-3	2-3-1	12-2-3
Green Bay	16-2-1	3-8-2	INJ	15-3-1	2-5-0	25-4-2
Rutgers	1-5-2	18-7-0	INJ	5-3-2	6-4-1	10-2-2
Tulane	9-2-3	10-4-2	INJ	18-1-2	4-4-0	5-4-1
IOWA	10-4-2	11-5-1	INJ	12-3-2	6-0-1	28-1-3
NJIT						
BOWLING GR						
CHAR SOUTH						
Ohio State						
COPPIN						
RICHMOND						
MIAMI						
NOTRE DAME						
Wake Forest						
LOUISVILLE						
Georgia Tech						
at FSU						
PITT						
NC State						
Duke						
VIRGINIA TECH						
SYRACUSE						
at BC						
Louisville						
CLEMSON						
NORTH CAROLINA						
VirginiaTech						



MISCELLANEOUS STATS

VIRGINIA

OPPONENT

Table with 2 columns: VIRGINIA and OPPONENT. Rows include Bench Points, FG Percentage- Home, FG Percentage- Road, FG Percentage- Neutral, Most Points - Quarter, Fewest Points- Quarter, Most Points- Half, Fewest Points- Half, Largest Halftime Lead, and Longest Halftime Deficit.

VIRGINIA'S RECORD WHEN

Table with 2 columns: VIRGINIA'S RECORD WHEN and values. Rows include Game decided by 10 pts or less, Leading at halftime, Trailing at halftime, Tied at halftime, Went into overtime, Leading by 10 or more points, Shot FG 50% or better, Shot FG less than 50%, Shot FG less than 40%, Shot FG 40% or better, Holding opponent under 60 pts, Scoring 30-39 points, Scoring 40-49 points, Scoring 50-59 points, Scoring 60-69 points, Scoring 70-79 points, Scoring 80-89 points, Scoring 90-100 points, Outrebounding opponent, Being outrebounded, Tied in rebounding, Have fewer TOs than opponent, and Committing 15 or less TOs.

SCORING BENCHMARKS

GAMES WITH 20 OR MORE POINTS IN 15-16

Table with 2 columns: Player Name and Games. Rows include Aliyah Huland El and Mikayla Venson.

GAMES WITH 10 OR MORE POINTS IN 15-16

Table with 2 columns: Player Name and Games. Rows include Mikayla Venson, Faith Randolph, Breyana Mason, Lauren Moses, Aliyah Huland El, J'Kyra Brown, and Moné Jones.

GAMES WITH 10 OR MORE REBOUNDS IN 15-16

Table with 2 columns: Player Name and Games. Row includes Aliyah Huland El.

DOUBLE DOUBLES IN 15-16



2015-16 HIGHS/LOWS

VIRGINIA HIGHS

Points	86 vs Norfolk State 11/16/15	.85 vs Iowa 12/02/15
FG Made	33 (2x) last vs Norfolk State 11/16/15	.29 vs Iowa 12/02/15
FG Attempts	71 vs Longwood 11/22/15	.77 vs Norfolk State 11/14/15
FG %516 (33-64) vs Norfolk State 11/14/15	.573 (22-41) vs Rutgers 11/27/15
3FG Made	6 vs Iowa 12/02/15	.10 vs Iowa 12/02/15
3FG Attempts	23 at Auburn 11/19/15	.24 vs Iowa 12/02/15
3FG %455 (5-11) at Middle Tennessee 11/13/15	.750 (3-4) vs Rutgers 11/27/15
Free Throws Made	22 vs Green Bay 11/26/15	.22 at Middle Tennessee 11/13/15
Free Throw Attempts	24 (2x) last vs Green Bay 11/26/15	.35 at Middle Tennessee 11/13/15
Free Throw %917 (22-24) vs Green Bay 11/26/15	.739 (17-23) vs Iowa 12/02/15
Rebounds	51 vs Longwood 11/22/15	46 vs Norfolk State 11/16/15
Assists	16 vs Norfolk State 11/16/15	17 vs Iowa 12/02/15
Steals	15 at Middle Tennessee 11/13/15	12 at Middle Tennessee 11/13/15
Blocked Shots	7 vs Norfolk State 11/16/15	7 vs Iowa 12/02/15
Turnovers	21 at Middle Tennessee 11/13/15	23 vs Norfolk State 11/16/15
Fouls	27 at Middle Tennessee 11/13/15	23 vs Green Bay 11/26/15

OPPONENT HIGHS

VIRGINIA LOWS

Points	48 vs Rutgers 11/27/15	46 vs Longwood 11/22/15
FG Made	17 vs Rutgers 11/27/15	17 vs Longwood 11/22/15
FG Attempts	47 vs Green Bay 11/26/15	41 vs Rutgers 11/27/15
FG %288 (17-59) vs Rutgers 11/27/15	.273 (21-77) vs Norfolk State 11/16/15
3FG Made	2 vs Longwood 11/22/15	2 (2x) last at Auburn 11/19/15
3FG Attempts	11 at Middle Tennessee 11/13/15	.4 vs Rutgers 11/27/15
3FG %133 (2-15) vs Longwood 11/22/15	.118 (2-17) vs Norfolk State 11/16/15
Free Throws Made	9 vs Iowa 12/02/15	.6 vs Norfolk State 11/16/15
Free Throw Attempts	13 vs Iowa 12/02/15	.9 vs Norfolk State 11/16/15
Free Throw %556 (10-18) vs Rutgers 11/27/15	.533 (8-15) at Auburn 11/19/15
Rebounds	25 vs Iowa 12/02/15	27 vs Longwood 11/22/15
Assists	8 vs Green Bay 11/26/15	5 at Auburn 11/19/15
Steals	5 vs Rutgers 11/27/15	3 (2x) last vs Green Bay 11/26/15
Blocked Shots	2 (4x) last vs Tulane 11/28/15	.1 vs Green Bay 11/26/15
Turnovers	9 vs Longwood 11/22/15	16 vs Tulane 11/28/15
Fouls	12 vs Longwood 11/22/15	15 vs Longwood 11/22/15

OPPONENT LOWS

VIRGINIA INDIVIDUAL HIGHS

Points	28 Venson vs Iowa 12/02/15	30 Edwards at Middle Tennessee 11/13/15
FG Made	9 (2x) last: Venson vs Iowa 12/02/15	8 (2x) last: Kastanek vs Iowa 12/02/15
FG Attempts	20 Randolph vs Tulane 11/28/15	19 Roberts vs Norfolk State 11/16/15
FG %	5-7 (2x) last: Moses vs Iowa 12/02/15	5-5 Butts vs Rutgers 11/27/15
3FG Made	4 Venson vs Iowa 12/02/15	5 Buck vs Green Bay 11/26/15
3FG Attempts	10 Venson vs Iowa 12/02/15	9 Edwards at Middle Tennessee 11/13/15
3FG Percentage	2-3 Brown at M. Tenn. 11/13/15	2-2 Parker vs Rutgers 11/27/15
	2-2 Mason vs Iowa 12/02/15	
FT Made	8 Venson vs Green Bay 11/26/15	9 Edwards at Middle Tennessee 11/13/15
FT Attempts	10 Moses vs Rutgers 11/27/15	12 Edwards at Middle Tennessee 11/13/15
FT Percentage	8-8 Venson vs Green Bay 11/26/15	6-6 Jones vs Tulane 11/28/15
		6-6 Disterhoft vs Iowa 12/02/15
Rebounds	10 Huland El vs Tulane 11/28/15	15 Beslow vs Norfolk State 11/16/15
Assists	4 Randolph (2x) last: at Auburn 11/19/15	6 Canty vs Rutgers 11/27/15
		6 LeClaire vs Green Bay 11/26/15
Steals	5 Mason vs Green Bay 11/26/15	6 Jones at Middle Tennessee 11/13/15
Blocked Shots	3 Huland El vs Norfolk State 11/16/15	5 Gustafson vs Iowa 12/02/15
Turnovers	6 Venson at Middle Tennessee 11/13/15	8 Roberts vs Norfolk State 11/16/15

OPPONENT INDIVIDUAL HIGHS



THE LAST TIME

VIRGINIA INDIVIDUALS

- **Two UVA players with double-doubles in the same game:** at Clemson 2/01/15 (Moses 15-10, Imovbioh 15-13)
- **Four players in double figures:** Iowa (Moses 11, Venson 28, Mason 10, Randolph 12)
- **Five players in double figures:** Norfolk State (Randolph 17, Moses 12, Brown 11, Venson 10, Mason 10, Huland El 10, Jones 10)
- **Six players in double figures:** Norfolk State (Randolph 17, Moses 12, Brown 11, Venson 10, Mason 10, Huland El 10, Jones 10)
- **Seven players in double figures:** Norfolk State (Randolph 17, Moses 12, Brown 11, Venson 10, Mason 10, Huland El 10, Jones 10)
- **Scored 20-24 points:** 25, Mikayla Venson vs Green Bay, 11/26/15
- **Scored 25-29 points:** 28, Mikayla Venson vs Iowa 12/02/15
- **Scored 30-39 points:** 34, Monica Wright vs. Green Bay, 03/21/10
- **Scored 40-49 points:** **48, Mimi Kennedy at North Carolina, 01/15/98
- **A non-starter scored 20 or more points:** 24, Faith Randolph vs North Carolina 2/20/14
- **Two or more Hoos scored 20 or more points in the same game:** vs Louisville 03/01/15 (Randolph 23, Imovbioh 22)
- **Perfect from the field (5 attempts):** 7-7, Imovbioh vs Louisville 03/01/15
- **Perfect at FT line (10 attempts):** 11-11, Monica Wright vs North Carolina, 02/15/10
- **Perfect at FT line (9 attempts):** 9-9, Faith Randolph vs Louisville 03/01/15
- **Perfect at FT line (8 attempts):** 9-9, Faith Randolph vs Louisville 03/01/15
- **Had 20 Free throw attempts:** **20, Brandi Teamer at Wake Forest, 01/6/05
- **Had 15 rebounds:** 17, Sarah Imovbioh vs Louisville 03/01/15
- **Had 20 rebounds:** 24, Sarah Imovbioh vs Ohio State 11/14/14
- **Had 10 assists:** 11, Sharneé Zoll vs. Geor-

- gia Tech, 03/2/08
- **Had 6 steals:** 6, Kelsey Wolfe at Miami, 01/06/13
- **Blocked 5 shots:** 5, Jocelyn Logan-Friend at North Carolina, 02/24/05

VIRGINIA TEAM

- **UVA ranked in AP Top 25:** #22, 11/21/12
- **UVA ranked USA Today Top 25:** #22, 3/8/10
- **Played AP No. 1 team:** #1 Duke, L 79-58, 3/2/07
- **Defeated AP No. 1 team:** #1 Maryland, 75-74, 2/11/92
- **Defeated AP Top 10 team:** #8 Louisville, 75-59, 03/01/15
- **Defeated AP Top 25 team:** #8 Louisville, 75-59, 03/01/15

FIELD GOAL SHOOTING

- **Shot 50 percent:** .500 (29-58) vs Iowa 12/02/15
- **Shot 60 percent:** .623 (33-53) vs Georgia Tech, 3/02/08
- **Shot 70 percent:** **.700 (42-60) at Wake Forest, 1/07/87
- **Made 30-39 field goals:** 38 vs Longwood 12/16/14
- **Made 40-49 field goals:** 42 vs Wake Forest, 1/7/87
- **Made 50 field goals:** **54 vs Cleveland State, 11/29/95
- **Attempted 60-69 FG:** 63 vs Tulane 11/28/15
- **Attempted 70-79 FG:** 71 vs Delaware St, 12/6/14
- **Attempted 80 FG:** 85 at NC State, 2/10/11

THREE-POINT SHOOTING

- **Shot 50 percent:** .750 (6-8) vs Louisville 03/01/15
- **Shot 60 percent:** .750 (6-8) vs Louisville 03/01/15
- **Shot 70 percent:** .750 (6-8) vs Louisville 03/01/15
- **Shot 80 percent:** .857 (6-7) vs St. John's, 03/19/88
- **Made 10 three-pt. field goals:** 10 at Clemson 2/01/15
- **Attempted 20 three-pt. FG:** 26 (made 13) vs BC 1/15/15

FREE THROW SHOOTING

- **Shot 80 percent:** .917 (22-24) vs Green Bay, 11/26/15
- **Shot 90 percent:** .917 (22-24) vs Green Bay, 11/26/15
- **Shot 100 percent:** 6-6 vs. Duke, 02/8/13
- **Made 20-29 free throws:** 27 vs Louisville 03/01/15
- **Made 30-39 free throws:** 30 vs. North Carolina, 02/20/14
- **Attempted 30-39 FT:** 33 vs Louisville 03/01/15

- **Attempted 40-49 FT:** 44 vs. Indiana, 11/26/09
- **Attempted 50+ FT:** **54 at Wake Forest, 01/6/05

SCORING

- **Scored 80 points:** 91 vs Longwood 12/16/14
- **Scored 90 points:** 91 vs Longwood 12/16/14
- **Scored 100 points:** 100 vs Delaware St, 12/6/14

REBOUNDING

- **Had 50 rebounds:** 51 vs Ohio State 11/14/14
- **Had 60 rebounds:** 63 at Alabama, 12/21/12
- **Had 70 rebounds:** **77 vs. Rider, 12/19/96

ASSISTS

- **Had 20 assists:** 23 vs Delaware St, 12/6/14
- **Had 30 assists:** **37 vs. Cleveland State, 11/29/95

STEALS

- **Had 15 steals:** 15 at Middle Tenn, 11/13/15
- **Had 20 steals:** 22 vs UMES, 12/17/13
- **Had 25 steals:** 26 vs. Clemson, 02/12/12
- **UVA forced 30 turnovers:** 35 vs. UMES, 12/17/13
- **UVA committed 30 turnovers:** 32 at Alabama, 12/21/12

MISCELLANEOUS

- **UVA in OT:** L, 68-63 at Pitt 2/19/15
- **UVA in 2OT:** L, 73-70 at Alabama, 12/21/12
- **UVA in 3OT:** W, 105-100 at North Carolina, 01/15/98
- **UVA shot 60% from the floor in first half:** .621 (18-29) at Clemson 2/01/15
- **UVA shot 60% from the floor in second half:** .639 (23-36) vs Longwood 12/16/14
- **UVA shot less than 20% from floor first half:** .192 (5-26) at Maryland, 12/06/12
- **UVA shot less than 30% from floor first half:** .256 (10-39) at Syracuse, 01/11/15
- **UVA shot less than 30% from floor 2nd half:** .294 (10-34) at Clemson 2/01/15
- **UVA scored less than 15 points in first half:** 13 at Florida State, 01/8/06
- **UVA held opp to less than 15 points first half:** 14 vs. Virginia Tech, 01/03/13
- **UVA held opp to less than 10 points first half:** 6 vs. Norfolk State, 12/28/12
- **UVA held opponent to less than 30 points:** 23 vs. Norfolk State, 12/28/12
- **UVA failed to make at least one three-pointer:** 0-10 vs. Kansas State, 11/29/13
- **Opponent failed to make at least one three-pointer:** 0-9 at Louisville, 01/18/15

**school record



00

DEBRA FERGUSON

Center • Freshman
6-4
Amherst County High
Madison Heights, Va.



1

MIKAYLA VENSON

Guard • Sophomore
5-7
Yorktown High
Arlington, Va.



2

JAE'LISA ALLEN

Forward • Sophomore
6-2
White Hall High
Pine Bluff, Ark.



10

J'KYRA BROWN


Guard • Redshirt Sophomore
5-11
Rocky Mount High
East Carolina Univ.
Rocky Mount, N.C.



12

BREYANA MASON


Guard • Junior
5-8
Forest Park High
Woodbridge, Va.



13

EMILY BATTLE

Forward • Freshman
6-1
St. Anne's-Belfield
Charlottesville, Va.



20

FAITH RANDOLPH

Guard • Senior
5-10
Our Lady of Good Counsel
Derwood, Md.



21

LAUREN MOSES

Forward • Sophomore
6-2
Rancocas High
Mount Holly, N.J.



23

ALIYAH HULAND EL

Guard • Sophomore
6-1
Randolph High
Randolph, N.J.



32

MONÉ JONES

Forward • Freshman
6-2
Riverside High
Durham, N.C.



35

SHAKYNA PAYNE

Forward • Freshman
6-1
SW Atlanta Christian Academy
Acworth, Ga.



44

SYDNEY UMERI

Forward • Junior
6-1
The Lovett School
Acworth, Ga.



JOANNE BOYLE

Head Coach
Fifth Season



KIM MCNEILL

Associate Head Coach
Fifth Season



LA'KESHIA FRETT MEREDITH

Assistant Coach
Third Season



CORY MCNEILL


Assistant Coach
Fifth Season



SARAH HOLSINGER

Asst. AD/Operations
Fifth Season

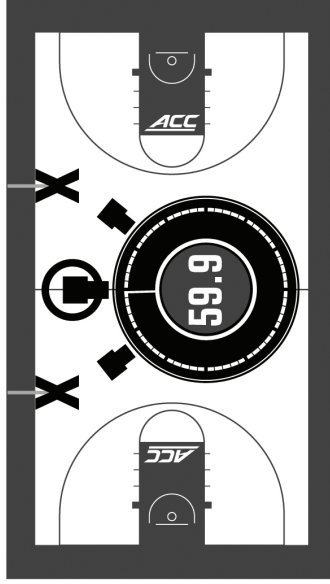
2015-16 WOMEN'S BASKETBALL RULES CHANGES



7 MEDIA TIMEOUTS LASTING FOR **2:45** (FIRST HORN 2:30)

- P1 | ≤ 5:00 OR 1ST TEAM CALLED — INTERMISSION MEDIA TIMEOUT
- P2 | ≤ 5:00 OR 1ST TEAM CALLED — INTERMISSION MEDIA TIMEOUT
- P3 | ≤ 5:00 OR 1ST TEAM CALLED — INTERMISSION MEDIA TIMEOUT
- P4 | ≤ 5:00 OR 1ST TEAM CALLED — INTERMISSION MEDIA TIMEOUT

+FIRST TEAM-CALLED IN 2ND HALF IS MEDIA TIMEOUT



OPTION TO ADVANCE THE BALL TO THE **28-FOOT MARK** THE FRONTCOURT WHEN CALLING A **TIMEOUT WITH POSSESSION DURING THE LAST 59.9 SECONDS** OF THE 4TH PERIOD — AND ALSO OF EACH OVERTIME —



PERMITTED TO PLAY DURING ANY DEAD BALL 🎵

