



VIRGINIA

2015-16 VIRGINIA CAVALIER WOMEN'S BASKETBALL GAME NOTES

2015-16 Schedule/Results

Nov. 13	at Middle Tennessee	W, 70-66
Nov. 16	NORFOLK STATE	7 p.m.
Nov. 19	at Auburn	7 p.m.
Nov. 22	LONGWOOD	2 p.m.
Nov. 26	vs. Green Bay^	1 p.m.
Nov. 27	vs. Rutgers^	3:15 p.m.
Nov. 28	vs. Tulane^	1 p.m.
Dec. 02	IOWA	7 p.m.
Dec. 05	NJIT	7 p.m.
Dec. 08	BOWLING GREEN	11 a.m.
Dec. 18	CHARLESTON SOUTHERN	7 p.m.
Dec. 21	at Ohio State	7 p.m.
Dec. 28	Richmond vs. Lafayette%	4:30 p.m.
Dec. 28	COPPIN STATE%	7 p.m.
Dec. 29	Coppin State vs. Lafayette%	4:30 p.m.
Dec. 29	RICHMOND%	7 p.m.
Jan. 03	MIAMI* <small>RSN</small>	1 p.m.
Jan. 07	NOTRE DAME*	7 p.m.
Jan. 10	at Wake Forest*	2 p.m.
Jan. 14	LOUISVILLE*	7 p.m.
Jan. 17	at Georgia Tech* <small>ESPN3</small>	2 p.m.
Jan. 21	at Florida State*	7 p.m.
Jan. 24	PITTSBURGH* <small>RSN</small>	1 p.m.
Jan. 27	at NC State*	7:30 p.m.
Feb. 4	at Duke* <small>ESPN3</small>	7 p.m.
Feb. 7	VIRGINIA TECH*	2 p.m.
Feb. 11	SYRACUSE* <small>RSN</small>	7 p.m.
Feb. 14	at Boston College* <small>RSN</small>	5 p.m.
Feb. 18	at Louisville* <small>ESPN3</small>	7 p.m.
Feb. 21	CLEMSON* <small>RSN</small>	1 p.m.
Feb. 25	NORTH CAROLINA* <small>RSN</small>	7 p.m.
Feb. 28	at Virginia Tech	2 p.m.

* ACC game

^ Paradise Jam (U.S. Virgin Islands)

% Cavalier Classic Tournament

[RSN] - ACC Regional Sports Networks

[ESPN3] - streamed online on ESPN.go.com/
watchespn

All Times Eastern

Rankings are Associated Press

Game # 2 • Nov. 16 , 2015 • 7 p.m.

John Paul Jones Arena • Charlottesville, Va.



Norfolk State Spartans (0-1, 0-0 MEAC)
at
Virginia Cavaliers (1-0, 0-0 ACC)



Radio: WINA 1070-AM: Channing Poole

TV: none

The Virginia women's basketball team (1-0, 0-0 ACC) plays its first home game of the 2015-16 season, hosting Norfolk State (0-1, 0-0 MEAC) on Monday, Nov. 16 at 7 p.m. at John Paul Jones Arena.

Virginia is coming off a 70-66 road win on Friday (Nov. 13) that featured an extremely balanced attack by the Cavaliers. Five players ended the game in double figures, with sophomore Lauren Moses (Mount Holly, N.J.) scoring a team-high 13 points, the first time she alone has led the team in scoring in a game. Virginia only had three games last season in which five players finished in double-digits, including Longwood when six players had 10 or more points. Virginia's bench contributed 28 points, including double-digit efforts from sophomore guard Aliyah Hulan El (Randolph, N.J.) and redshirt sophomore guard J'Kyra Brown (Rocky Mount, N.C.). Last season, the Virginia bench averaged 11.1 points per game.

After closing out the 2014-15 season with three-straight double-digit scoring efforts, junior guard Breyana Mason (Woodbridge, Va.) picked the pattern back up at Middle Tennessee, scoring 11 points on 5-of-8 shooting (62.5 percent) including going 1-for-1 from three-point range. Sophomore guard Mikayla Venson (Arlington, Va.) had her eighth-straight double-digit performance with 10 points. Venson also had five rebounds, three steals and three assists.

The Cavaliers also had very balanced rebounding with four players grabbing five or more rebounds and every player who logged more than five minutes on the court getting at least two rebounds. Junior forward Sydney Umeri (Acworth, Ga.), making her first start since Jan. 5, 2014, grabbed a team-high six rebounds, just the third time in her career she paced the team in rebounding in a game.

Similarly, five players had at least two assists and four players had three steals. Moses had two assists with three steals with zero turnovers.

Virginia has won its last 15 home openers, including an 87-82 victory over Ohio State last season, and has never lost a home opener at John Paul Jones Arena.

Projected Starting Lineup

G	1	Mikayla Venson	So.	10 pts	5 reb	3 assts/3 steals
• ACC All-Freshman team; Second in the ACC in three-point shooting percentage (40.3)						
G	12	Breyana Mason	Jr.	10 pts	5 reb	2 assts/3 steals
• ACC All-Academic Team; fourth in the ACC in assist-to-turnover ratio 1.8;						
G	20	Faith Randolph	Sr.	8 pts	5 reb	0 assts/1 steal
• Preseason All-ACC; 2nd team All-ACC; ACC All-Academic Team;						
F	21	Lauren Moses	So.	13 pts	4 reb	2 assts/3 steals
• Started 29 of 30 games last season						
F	44	Sydney Umeri	Jr.	0 pts	6 reb	2 assts/3 steals
• At Middle Tennessee, made first start since Jan. 5, 2014 (Pitt)						

PRESEASON ALL-ACC

- Senior guard Faith Randolph was named to the 10-player Blue Ribbon Panel and the ACC Head Coaches' Preseason All-ACC Teams.
- Randolph ranked sixth in the conference in scoring at 16.4 points per game. Randolph tallied 11 20-point games last season en route to scoring her 1,000th career point during the 2015 ACC Tournament.
- Randolph was first on the team in steals (1.4 per game), third in rebounds (3.9), and third in assists (2.2). Among ACC players, she ranked first in free-throw percentage (90.7).
- Randolph was the 2014 ACC Sixth Player of the Year and a 2015 All-ACC Second Team honoree.
- Ataira Franklin was the last Cavalier to earn conference preseason accolades, earning them both her junior and senior seasons (2012 and 2013).

CAVALIERS EIGHTH IN ACC PRESEASON POLL

- For the second time in the last three seasons, Virginia was picked to finish eighth in the preseason ACC polls.
- Last season, Virginia was tabbed to finish 10th in prognostications, going on to finish ninth with eight ACC teams making the NCAA Tournament. Virginia earned the conference's automatic qualifier into the WNIT.
- Six of the Cavaliers' top seven scorers from last season are back: Faith Randolph (16.4 ppg) Mikayla Venson (11.9 ppg), Breyana Mason (9.5 ppg), Lauren Moses (6.1 ppg), Aliyah Hu-land El (5.6 ppg) and Sydney Umeri (2.7 ppg).

SUMMER PLAYING TIME

- In June, senior guard Faith Randolph traveled to Giżycko, Poland, playing point guard for an Athletes in Action team.
- The United States' contingent stayed at Poland's Olympic Training Center, taking on teams from Poland, Latvia and France.
- Sophomore point guard Mikayla Venson traveled to Colorado Springs in May to compete in U.S. National Team Trials, vying for a spot on the U19 team.
- Venson had previously attended U16 Team trials in 2011.

**BLUE RIBBON PANEL
PRESEASON
ALL-CONFERENCE HONORS****ACC Preseason Poll**

1. Notre Dame - 753 points (41)
2. Florida State - 695 (8)
3. Louisville - 649 (2)
4. Duke - 638
5. Syracuse - 544
6. Miami - 477
7. North Carolina - 435
8. Virginia - 364
9. NC State - 336
10. Pitt - 329
11. Georgia Tech - 328
12. Boston College - 204
13. Virginia Tech - 148
14. Wake Forest - 139
15. Clemson - 81

Preseason All-ACC Team

Rebecca Greenwell, R-So., G, Duke
Azura Stevens, So., F/G, Duke
Adut Bulgak, Sr., C, Florida State
Leticia Romero, Jr., G, Florida State
Mariya Moore, So., G, Louisville
Adrienne Motley, Jr., G, Miami
Lindsay Allen, Jr., G, Notre Dame
Brianna Turner, So., F, Notre Dame
Alexis Peterson, Jr., G, Syracuse
Faith Randolph, Sr., G, Virginia

Preseason ACC Player of the Year
Brianna Turner, So., F, Notre Dame**ACC Newcomer Watch List**

Angela Salvadores, Fr, G, Duke
Asia Durr, Fr, G, Louisville
Destinee Walker, Fr., G, North Carolina
Marina Mabrey, Fr., G, Notre Dame
Arike Ogunbowale, Fr., G, Notre Dame

NUMERICAL

NO.	NAME	POS.	HT.	CLASS	HOMETOWN / PREVIOUS SCHOOL
00	Debra Ferguson	Forward	6-4	FR	Madison Heights, Va./Amherst County
1	Mikayla Venson	Guard	5-7	SO	Arlington, Va./Yorktown
2	Jae'Lisa Allen	Forward	6-2	SO	Pine Bluff, Ark./White Hall
10	J'Kyra Brown	Guard	5-11	R-SO	Rocky Mount, N.C./Rocky Mount HS/East Carolina
12	Breyana Mason	Guard	5-8	JR	Woodbridge, Va./Forest Park
13	Emily Battle	Forward	6-1	Fr.	Charlottesville, Va./St. Anne's-Belfield
20	Faith Randolph	Guard	5-10	SR	Derwood, Md./Our Lady of Good Counsel
21	Lauren Moses	Forward	6-2	SO	Mount Holly, N.J./Rancocas
23	Aliyah Huland El	Guard	6-1	SO	Randolph, N.J./Randolph
32	Moné Jones	Forward	6-3	FR	Durham, N.C./Riverside
35	Shakyna Payne	Forward	6-3	FR	Acworth, Ga./Southwest Atlanta Christian Academy
44	Sydney Umeri	Forward	6-1	JR	Acworth, Ga./The Lovett School

ALPHABETICAL

NO.	NAME	POS.	HT.	CLASS	HOMETOWN / PREVIOUS SCHOOL
2	Jae'Lisa Allen	Forward	6-2	SO	Pine Bluff, Ark./White Hall
13	Emily Battle	Forward	6-1	Fr.	Charlottesville, Va./St. Anne's-Belfield
10	J'Kyra Brown	Guard	5-11	R-SO	Rocky Mount, N.C./Rocky Mount HS/ East Carolina
00	Debra Ferguson	Forward	6-4	FR	Madison Heights, Va./Amherst County
23	Aliyah Huland El	Guard	6-1	SO	Randolph, N.J./Randolph
32	Moné Jones	Forward	6-3	FR	Durham, N.C./Riverside
12	Breyana Mason	Guard	5-8	JR	Woodbridge, Va./Forest Park
21	Lauren Moses	Forward	6-2	SO	Mount Holly, N.J./Rancocas
35	Shakyna Payne	Forward	6-3	FR	Acworth, Ga./Southwest Atlanta Christian Academy
20	Faith Randolph	Guard	5-10	SR	Derwood, Md./Our Lady of Good Counsel
44	Sydney Umeri	Forward	6-1	JR	Acworth, Ga./The Lovett School
1	Mikayla Venson	Guard	5-7	SO	Arlington, Va./Yorktown

HEAD COACH: Joanne Boyle (Duke '85), 5th Year at Virginia

ASSOCIATE HEAD COACH: Kim McNeill (Richmond '00), 5th Year at Virginia

ASSISTANT COACH: La'Keshia Frett Meredith (Georgia '97), 3rd year at Virginia

ASSISTANT COACH: Cory McNeill (Morgan State '02), 5th Year at Virginia

PRONUNCIATION GUIDE

Jae'Lisa Allen	JAY-lisa
J'Kyra Brown	Juh-KYE-rah
Aliyah Huland El	ahh-LEE-uh HOO-land-ELLE
Shakyna Payne	shuh-KYE-nuh
Sydney Umeri	EWV-merry
La'Keshia Frett Meredith	Lah-KEE-shah

JAE'LISA ALLEN #2

Sophomore • Forward • 6-2 • Pine Bluff, Ark. • White Hall



2014-15

- Appeared in four games
- Made her collegiate debut against Radford (11/16), playing the final four minutes of the game
- Scored her first collegiate points in the final 30 seconds of the Delaware State game, giving the Cavaliers the basket that pushed them to the century mark

HIGH SCHOOL

- 2011-14 All-Conference
- 2014 All-State
- 2014 Full Court Award
- 2012 and 2013 All-Tournament honoree at the Music City Madness tournament
- 2014 McDonald's All-America nominee

PERSONAL

- Mother is Lisa Ruth
- Has volunteered her time with Toys for Tots, Special Olympics and the Salvation Army Bell-Ringing Campaign
- Enjoys singing and drawing
- Undeclared major

2015-16 GAME-BY-GAME:

Opponent	GS	FG-FGA	3FG-3FGA	FT-FTA	Off-Def	Total Reb	PF	Points	A	TO	Blk	Stl	Min
Mid Tenn													
NORFOLK ST													
Auburn													
LONGWOOD													
Wisc GB													
Rutgers													
Tulane													
IOWA													
NJIT													
BOWLING GR													
CHAR SOUTH													
Ohio State													
COPPIN													
RICHMOND													
MIAMI													
NOTRE DAME													
Wake													
LOUISVILLE													
G Tech													
at FSU													
PITT													
NC State													
Duke													
VT													
SYRACUSE													
at BC													
Louisville													
CLEMSON													
UNC													
VTech													

SINGLE GAME BESTS

POINTS

Season:

Career: 2

REBOUNDS

Season:

Career: 1

FG MADE

Season:

Career: 1

FG ATTEMPTS

Season:

Career:

3 PT FG MADE

Season:

Career:

3 PT FG ATTEMPTS

Season:

Career:

FT MADE

Season:

Career:

FT ATTEMPTS

Season:

Career:

ASSISTS

Season:

Career:

BLOCKS

Season:

Career:

STEALS

Season:

Career:

VIRGINIA CAREER STATISTICS

Year	G-GS	Min/Avg	FG-FGA	Pct.	3FG-A	Pct.	FT-FTA	Pct.	O-D	T	Avg.	Pf-DQ	Ast	TO	Blk	St	Pts	Avg
2014-15	4-0	13/3.3	1-3	.333	0-0	.000	0-0	.000	0-2	2	0.5	3-0	0	0	0	0	2	0.5

EMILY BATTLE

#13



Freshman • Forward • 6-1 • Charlottesville, Va • St. Anne's-Belfield

HIGH SCHOOL

- Earned All-Academic Team honors at the Flint Hill Tournament and the St. Anne's-Belfield Tip-off Tournament
- ACAC/Women's Sports Academic Scholarship
- 2015 St. Anne's-Belfield Coach's Award
- Averaged 5.4 points, 6.1 rebounds, and 1.5 blocks per game her senior season

PERSONAL

- Daughter of Martha and Robert Battle

SINGLE GAME BESTS

POINTS

Season:

Career:

REBOUNDS

Season:

Career:

FG MADE

Season:

Career:

FG ATTEMPTS

Season:

Career:

3 PT FG MADE

Season:

Career:

3 PT FG ATTEMPTS

Season:

Career:

FT MADE

Season:

Career:

FT ATTEMPTS

Season:

Career:

ASSISTS

Season:

Career:

BLOCKS

Season:

Career:

STEALS

Season:

Career:

2015-16 GAME-BY-GAME:

Opponent	GS	FG-FGA	3FG-3FGA	FT-FTA	Off-Def	Total Reb	PF	Points	A	TO	Blk	Stl	Min
Mid Tenn													DNP
NORFOLK ST													
Auburn													
LONGWOOD													
Wisc GB													
Rutgers													
Tulane													
IOWA													
NJIT													
BOWLING GR													
CHAR SOUTH													
Ohio State													
COPPIN													
RICHMOND													
MIAMI													
NOTRE DAME													
Wake													
LOUISVILLE													
G Tech													
at FSU													
PITT													
NC State													
Duke													
VT													
SYRACUSE													
at BC													
Louisville													
CLEMSON													
UNC													
VTech													

VIRGINIA CAREER STATISTICS

Year	G-GS	Min/Avg	FG-FGA	Pct.	3FG-A	Pct.	FT-FTA	Pct.	O-D	T	Avg.	Pf-DQ	Ast	TO	Blk	St	Pts	Avg
------	------	---------	--------	------	-------	------	--------	------	-----	---	------	-------	-----	----	-----	----	-----	-----

J'KYRA BROWN

#10

RS Sophomore • Guard • 5-11 • Rocky Mount, N.C. • Rocky Mount HS



2015-16

- Scored 10 points, all in the third quarter, in her Cavalier debut at MT (11/13)

2014-15

- Sat out the season under NCAA rules after transferring from East Carolina

2013-14 AT EAST CAROLINA

- Averaged 5.9 points per game while twice earning Conference USA Freshman of the Week honors
- Scored a season-high 29 points against Louisiana Tech, going 11-of-14 from the field and 6-of-8 from three-point range against the Lady Techsters

HIGH SCHOOL

- Averaged 25.5 ppg, 6.1 rpg, 3.4 spg, 2.4 apg & 1.2 bpg
- 2013 NCBCA Female Basketball POY, NC AP POY, All-District POY, Rocky Mount Female Athlete POY
- Three-time Big East POY, Rocky Mount Telegram All-Area POY
- Rocky Mount's All-Time Female Leading Scorer
- Three-time NC AP All-State First Team
- Two-time All-District First Team
- NC Prep All-State First Team
- NCHSAA Sectional MVP, All-Regional 1st Team
- Also lettered three years in track, earning MVP honors in 2013 and was the NCHSAA State Runner-up in discus

2015-16 GAME-BY-GAME:

Opponent	GS	FG-FGA	3FG-3FGA	FT-FTA	Off-Def	Total Reb	PF	Points	A	TO	Blk	Stl	Min
Mid Tenn St		3-7	2-3	2-4	0-4	4	3	10	1	4	1	0	17
NORFOLK ST													
Auburn													
LONGWOOD													
Wisc GB													
Rutgers													
Tulane													
IOWA													
NJIT													
BOWLING GR													
CHAR SOUTH													
Ohio State													
COPPIN													
RICHMOND													
MIAMI													
NOTRE DAME													
Wake													
LOUISVILLE													
G Tech													
at FSU													
PITT													
NC State													
Duke													
VT													
SYRACUSE													
at BC													
Louisville													
CLEMSON													
UNC													
VTech													

SINGLE GAME BESTS

POINTS

Season: 10 at Middle Tennessee (11/13/15)

Career:

REBOUNDS

Season: 4 at Middle Tennessee (11/13/15)

Career:

FG MADE

Season: 3

Career:

FG ATTEMPTS

Season: 7

Career:

3 PT FG MADE

Season: 2

Career:

3 PT FG ATTEMPTS

Season: 3

Career:

FT MADE

Season: 2

Career:

FT ATTEMPTS

Season: 4

Career:

ASSISTS

Season: 1

Career:

BLOCKS

Season:

Career:

STEALS

Season:

Career:

VIRGINIA CAREER STATISTICS

Year	G-GS	Min/Avg	FG-FGA	Pct.	3FG-A	Pct.	FT-FTA	Pct.	O-D	T	Avg.	Pf-DQ	Ast	TO	Blk	St	Pts	Avg
2015-16	1-0	17/17.0	3-7	.429	2-3	.667	2-4	.500	0-4	4	4.0	3-0	1	4	1	0	10	10.0

DEBRA FERGUSON

#00



Freshman • Forward • 6-4 • Madison Heights, Va • Amherst County

2015-16

- Made her collegiate debut in the 3rd Q at Middle Tenn (11/13), making a layup eight seconds after checking in

HIGH SCHOOL

- Two-time First-Team All-Conference 23 honoree at Amherst County
- 1st-Team-All-Seminole District honors after twice being named 2nd team
- As team captain her senior season, averaged 13.9 points, 8.6 reb and 2.0 blocks
- Her AAU team, the NC Spartans, won 2014 AAU National Championship in Orlando, FL.

PERSONAL

- Father is Charles Ferguson
- Mother and step-father are Rachel and James Richardson
- Older brother, Cordaro Ellis, played one year of basketball at Eastern Kentucky before transferring to Pikeville University where he was part of its 2011 NAIA I National Championship team
- Graduated with honors in the top-25 of her class at Amherst County HS
- Volunteered over 50 hours at The Daily Bread soup kitchen
- Undeclared major

2015-16 GAME-BY-GAME:

Opponent	GS	FG-FGA	3FG-3FGA	FT-FTA	Off-Def	Total Reb	PF	Points	A	TO	Blk	Stl	Min
Mid Tenn		1-1	0-0	0-0	0-0	0	0	2	0	0	0	0	4
NORFOLK ST													
Auburn													
LONGWOOD													
Wisc GB													
Rutgers													
Tulane													
IOWA													
NJIT													
BOWLING GR													
CHAR SOUTH													
Ohio State													
COPPIN													
RICHMOND													
MIAMI													
NOTRE DAME													
Wake													
LOUISVILLE													
G Tech													
at FSU													
PITT													
NC State													
Duke													
VT													
SYRACUSE													
at BC													
Louisville													
CLEMSON													
UNC													
VTech													

SINGLE GAME BESTS

POINTS

Season: 2

Career:

REBOUNDS

Season:

Career:

FG MADE

Season:

Career:

FG ATTEMPTS

Season:

Career:

3 PT FG MADE

Season:

Career:

3 PT FG ATTEMPTS

Season:

Career:

FT MADE

Season:

Career:

FT ATTEMPTS

Season:

Career:

ASSISTS

Season:

Career:

BLOCKS

Season:

Career:

STEALS

Season:

Career:

VIRGINIA CAREER STATISTICS

Year	G-GS	Min/Avg	FG-FGA	Pct.	3FG-A	Pct.	FT-FTA	Pct.	O-D	T	Avg.	Pf-DQ	Ast	TO	Blk	St	Pts	Avg
2015-16	1-0	4/4.0	1-1	1.000	0-0	.000	0-0	.000	0	0 0	0.0	0-0	0	0	0	0	2	2.0

ALIYAH HULAND EL #23

Sophomore • Guard • 6-1 • Randolph, N.J. • Randolph High



2015-16 SEASON

- Opened the season with a 10-pt performance at MT (11/13)

2014-15 SEASON

- Played in all 31 games with one start
- Made her collegiate debut against Ohio State, scoring five points with an assist and two blocked shots in 13 minutes
- Went 2-of-3 from three-point range, scoring 8 pts against FIU
- Had back-to-back double-digit scoring games against DSU (10) Longwood (11)
- Had her first/only career start against FSU, scoring a season-high 14 points
- Scored 12 points on 5-of-7 shooting at North Carolina

HIGH SCHOOL

- Morris County's all-time leading scorer with 2,286 points and a 21.2 ppg
- Also holds Randolph High career records for rebounds (900), assists (450) and blocks (225)
- In her senior season, led the state in scoring with 810 points
- Was also a three-time MVP for the track team, holding the school record in the triple jump (38' 1 1/4")
- Played volleyball her freshman through junior seasons, breaking the school record for career kills with 542

2015-16 GAME-BY-GAME:

Opponent	GS	FG-FGA	3FG-3FGA	FT-FTA	Off-Def	Total Reb	PF	Points	A	TO	Blk	Stl	Min
Mid Tenn		3-8	0-2	4-6	3-0	3	3	10	2	1	1	2	20
NORFOLK ST													
Auburn													
LONGWOOD													
Wisc GB													
Rutgers													
Tulane													
IOWA													
NJIT													
BOWLING GR													
CHAR SOUTH													
Ohio State													
COPPIN													
RICHMOND													
MIAMI													
NOTRE DAME													
Wake													
LOUISVILLE													
G Tech													
at FSU													
PITT													
NC State													
Duke													
VT													
SYRACUSE													
at BC													
Louisville													
CLEMSON													
UNC													
VTech													

SINGLE GAME BESTS

POINTS

Season: 10 at MT (11/13)

Career: 14 vs Florida State (02/15/15)

REBOUNDS

Season: 3

Career: 5 (2x) last vs Duke (02/12/15)

FG MADE

Season: 3

Career: 5 (3x)

FG ATTEMPTS

Season: 8 at MT (11/13)

Career: 12 vs Delaware St (12/06/14)

3 PT FG MADE

Season:

Career: 2

3 PT FG ATTEMPTS

Season:

Career: 7 vs Radford (11/16/14)

FT MADE

Season: 4 at MT (11/13)

Career: 4 at Middle Tennessee (11/13/15)

FT ATTEMPTS

Season: 6 at MT (11/13)

Career: 6 at Middle Tennessee (11/13/15)

ASSISTS

Season: 2

Career: 4 (2x) last vs Drexel (12/29/14)

BLOCKS

Season: 1

Career: 2 (2x)

STEALS

Season: 2

Career: 4 vs Longwood (12/16/14)

CAREER STATISTICS

Year	G-GS	Min/Avg	FG-FGA	Pct.	3FG-A	Pct.	FT-FTA	Pct.	O-D	T	Avg.	Pf-DQ	Ast	TO	Blk	St	Pts	Avg
2014-15	31-1	552/17.8	63-189	.333	23-93	.247	24-32	.750	19-34	53	1.7	59-0	29	43	10	24	173	5.6
2015-16	1-0	20/20.0	3-8	.375	0-2	.000	4-6	.667	3-0	3	3.0	3-0	2	1	1	2	10	10.0
TOTAL	32-1	572/17.9	66-197	.335	23-95	.242	28-38	.737	22-34	56	1.8	62-0	31	44	11	26	183	5.7

MONÉ JONES

#32



Freshman • Forward • 6-3 • Durham, N.C. • Riverside High School

2015-16

- Made her collegiate debut at Middle Tennessee, scoring six points with five rebounds in 24 minutes

HIGH SCHOOL

- Averaged 11.7 points, 6.5 rebounds, 1.3 assists, 1.1 steals, and 3.1 blocks per game in four years at Riverside High School
- PAC 6 All-Conference and All-State team honors
- Named to the North Carolina/South Carolina All-Star Game roster
- McDonald's High School All-America nominee
- Was also a middle hitter for three years for the RHS volleyball team, earning PAC 6 All-Conference honors

PERSONAL

- Parents are Bobby Jones Jr. and Sherai Jones
- Has an older brother Jordan
- Undeclared major

2015-16 GAME-BY-GAME:

Opponent	GS	FG-FGA	3FG-3FGA	FT-FTA	Off-Def	Total Reb	PF	Points	A	TO	Blk	Stl	Min
Mid Tenn		3-8	0-0	0-0	3-2	5	4	6	0	3	0	0	24
NORFOLK ST													
Auburn													
LONGWOOD													
Wisc GB													
Rutgers													
Tulane													
IOWA													
NJIT													
BOWLING GR													
CHAR SOUTH													
Ohio State													
COPPIN													
RICHMOND													
MIAMI													
NOTRE DAME													
Wake													
LOUISVILLE													
G Tech													
at FSU													
PITT													
NC State													
Duke													
VT													
SYRACUSE													
at BC													
Louisville													
CLEMSON													
UNC													
VTech													

SINGLE GAME BESTS

POINTS

Season: 6 at MT (11/13)

Career:

REBOUNDS

Season: 5 at MT (11/13)

Career:

FG MADE

Season: 3 at MT (11/13)

Career:

FG ATTEMPTS

Season: 8 at MT (11/13)

Career:

3 PT FG MADE

Season:

Career:

3 PT FG ATTEMPTS

Season:

Career:

FT MADE

Season:

Career:

FT ATTEMPTS

Season:

Career:

ASSISTS

Season:

Career:

BLOCKS

Season:

Career:

STEALS

Season:

Career:

VIRGINIA CAREER STATISTICS

Year	G-GS	Min/Avg	FG-FGA	Pct.	3FG-A	Pct.	FT-FTA	Pct.	O-D	T	Avg.	Pf-DQ	Ast	TO	Blk	St	Pts	Avg
2015-16	1-0	24/24.0	3-8	.375	0-0	.000	0-0	.000	3-2	5	5.0	4-0	0	3	0	0	6	6.0

BREYANA MASON #12

Junior • Guard • 5-8 • Woodbridge, Va. • Forest Park



2014-15 SEASON

- ACC All-Academic Team
- Fourth in the ACC in assist-turnover ratio with 1.80 per game
- Seventh in the ACC in assists with 3.5 per game
- Scored a career-high 22 points in the season-opener against Ohio State, her first career 20-point game
- Went 8-of-11 from the field overall and 5-of-7 from 3pt range vs OSU, also dishing a career-high six assists
- Had seven assists with 2 turnovers against Delaware State, also scoring 16 pts
- Scored a team-high 16 points in the ACC opener at Virginia Tech, shooting 60.0 percent
- Had her second seven-assist game (with just one turnover) against BC
- Also 4-of-5 from three-point range for 12 points against BC
- Had eight assists at North Carolina
- Scored 13 points, going 6-of-12 from the field, with five rebounds in the ACC Tournament game against Miami

2013-14 SEASON

- Appeared in 30 games with 14 starts, averaging 3.5 points per game
- Had 37 assists and 20 steals

AT A GLANCE

- 2012-13 Gatorade Virginia Player of the Year & Parade Magazine All-American
- Attended the same high school as Virginia alum Monica Wright, breaking Wright's career scoring record, putting up 1,979 points
- Factoring in the two years of middle school (seventh and eighth grade) in which she played varsity basketball, Mason scored 3,313 points in six prep seasons

2015-16 GAME-BY-GAME:

Opponent	GS	FG-FGA	3FG-3FGA	FT-FTA	Off-Def	Total Reb	PF	Points	A	TO	Blk	Stl	Min
Mid Tenn	*	5-8	1-1	0-0	1-1	2	1	11	2	2	1	3	37
NORFOLK ST													
Auburn													
LONGWOOD													
Wisc GB													
Rutgers													
Tulane													
IOWA													
NJIT													
BOWLING GR													
CHAR SOUTH													
Ohio State													
COPPIN													
RICHMOND													
MIAMI													
NOTRE DAME													
Wake													
LOUISVILLE													
G Tech													
at FSU													
PITT													
NC State													
Duke													
VT													
SYRACUSE													
at BC													
Louisville													
CLEMSON													
UNC													
VTech													

SINGLE GAME BESTS

POINTS

Season: 11 at MT (11/13)

Career: 22 vs Ohio State (11/14/14)

REBOUNDS

Season: 2

Career: 4

FG MADE

Season: 5

Career: 8 vs Ohio State (11/14/14)

FG ATTEMPTS

Season: 8

Career: 17 vs ODU (3/19/15)

3 PT FG MADE

Season: 1

Career: 5 vs Ohio State (11/14/14)

3 PT FG ATTEMPTS

Season: 1

Career: 7 vs Ohio State (11/14/14)

FT MADE

Season:

Career: 6 vs Longwood (12/16/14)

FT ATTEMPTS

Season:

Career: 6 vs Longwood (12/16/14)

FT PERCENTAGE

Season:

Career: 6-6 vs Longwood (12/16/14)

ASSISTS

Season: 2

Career: 8 at UNC (02/26/15)

BLOCKS

Season:

Career: 2 vs Davidson (12/28/14)

STEALS

Season: 3 at MT (11/13)

Career: 3, several

DOUBLE DOUBLES

Season:

Career:

CAREER STATISTICS

Year	G-GS	Min/Avg	FG-FGA	Pct.	3FG-A	Pct.	FT-FTA	Pct.	O-D	T	Avg.	Pf-DQ	Ast	TO	Blk	St	Pts	Avg
2013-14	30-14	553/18.4	39-118	.331	9-19	.474	17-22	.773	10-32	42	1.4	32-0	37	43	0	20	104	3.5
2014-15	31-31	1016/32.8	109-265	.411	27-62	.435	51-62	.823	10-69	79	2.5	42-0	112	60	2	41	296	9.5
2015-16	1-1	37/37.0	5-8	.625	1-1	1.000	0-0	.000	1-1	2	2.0	1-0	2	2	1	3	11	11.0
TOTAL	62-46	1606/25.9	153-391	.391	37-82	.451	68-84	.810	21-102	123	2.0	75-0	151	105	3	64	411	6.6

LAUREN MOSES

#21



Sophomore • Forward • 6-2 • Mount Holly, N.J. • Rancocas

2015-16 SEASON

- Team-high 13 pts at MT, first time leading the team in scoring by herself

2014-15 SEASON

- 13th in the ACC in blocked shots with 1.10 per game
- Made her collegiate debut against Ohio State, starting the game, playing 20 minutes with four points and seven rebounds
- Had her first double-digit scoring game against Toledo, scoring 14 points, 8 reb
- Led team w 13 rebounds at Ill., her first career double-digit rebounding effort
- Had her first career double-double at Clemson with 15 pts, 10 rebounds
- In the victory over Wake Forest, scored eight points, going 4-of-5 from the field, with seven rebounds, two steals, two assists and three blocked shots, including a crucial block in the final 20 seconds
- Nearly had second career double-double with 11 points and 9 rebounds at UNC
- Scored 11 points with eight rebounds in the ACC Tourney game vs Miami

HIGH SCHOOL

- Led Rancocas Valley Regional High School to four-straight State Championship games and two state titles (2013, 2011)
- Scored 1,823 points in her high school career to become Rancocas Valley's all-time leading scorer in school history, breaking the previous mark set by UVA alum Demya Walker
- Ranked in the espnW 100 rankings at No. 17 in her position and No. 98 overall

PERSONAL

- Brother, Dezman Moses, was an outside linebacker for the Green Bay packers (2012) and the Kansas City Chiefs (2013)

2015-16 GAME-BY-GAME:

Opponent	GS	FG-FGA	3FG-3FGA	FT-FTA	Off-Def	Total Reb	PF	Points	A	TO	Blk	Stl	Min
Mid Tenn	*	4-9	0-0	5-6	0-4	4	4	13	2	0	1	3	27
NORFOLK ST													
Auburn													
LONGWOOD													
Wisc GB													
Rutgers													
Tulane													
IOWA													
NJIT													
BOWLING GR													
CHAR SOUTH													
Ohio State													
COPPIN													
RICHMOND													
MIAMI													
NOTRE DAME													
Wake													
LOUISVILLE													
G Tech													
at FSU													
PITT													
NC State													
Duke													
VT													
SYRACUSE													
at BC													
Louisville													
CLEMSON													
UNC													
VTech													

SINGLE GAME BESTS

POINTS

Season: 13 at Middle Tennessee (11/13/15)
Career: 15 at Clemson (2/01/15)

REBOUNDS

Season: 4
Career: 13 (2x) last at Syracuse (01/11/15)

FG MADE

Season: 4
Career: 6 (2x) last at Clemson (2/01/15)

FG ATTEMPTS

Season: 9
Career: 10 (2x) last at Clemson (2/01/15)

3 PT FG MADE

Season:
Career:

3 PT FG ATTEMPTS

Season:
Career: 4 vs Davidson (12/28/14)

FT MADE

Season:
Career: 5 (2x) last vs Virginia Tech (2/22/15)

FT ATTEMPTS

Season:
Career: 8 vs Delaware State (12/6/14)

ASSISTS

Season:
Career: 3 (multiple)

BLOCKS

Season:
Career: 3 (3x)

STEALS

Season:
Career: 3 at Syracuse (01/11/15)

DOUBLE DOUBLES

Season:
Career: 1 at Clemson (02/01/15)

CAREER STATISTICS

Year	G-GS	Min/Avg	FG-FGA	Pct.	3FG-A	Pct.	FT-FTA	Pct.	O-D	T	Avg.	Pf-DQ	Ast	TO	Blk	St	Pts	Avg
2014-15	31-30	731/23.6	77-183	.421	0-1	.000	35-66	.530	66-111	177	5.7	95-5	26	64	34	26	189	6.1
2015-16	1-1	27/27.0	4-9	.444	0-0	.000	5-6	.833	0-4	4	4.0	4-0	2	0	1	3	13	13.0
TOTAL	32-31	758/23.7	81-192	.422	0-1	.000	40-72	.556	66-115	181	5.7	99-5	28	64	35	29	202	6.3

SHAKYNA PAYNE

#35

Freshman • Forward • 6-3 • Acworth, Ga. • Southwest Atlanta Christian Academy



HIGH SCHOOL

- Played four years of varsity basketball, playing three years at Etowah before finishing her senior year at Southwest Atlanta Christian Academy
- Was an honorable mention All-County player in 2011 before earning second-team honors in 2012 and then being named to the first-team in 2013
- 2014 Atlanta Journal Constitution All-State Class A Second Team
- Scored over 1,100 points in her prep career, averaging 12.6 points per game as a junior and 14.2 points with 7.3 rebounds per game her senior season
- Also played two years of varsity volleyball at Etowah as a middle blocker

PERSONAL

- Daughter of Damita Payne

SINGLE GAME BESTS

POINTS

Season:

Career:

REBOUNDS

Season:

Career:

FG MADE

Season:

Career:

FG ATTEMPTS

Season:

Career:

3 PT FG MADE

Season:

Career:

3 PT FG ATTEMPTS

Season:

Career:

FT MADE

Season:

Career:

FT ATTEMPTS

Season:

Career:

ASSISTS

Season:

Career:

BLOCKS

Season:

Career:

STEALS

Season:

Career:

2015-16 GAME-BY-GAME:

Opponent	GS	FG-FGA	3FG-3FGA	FT-FTA	Off-Def	Total Reb	PF	Points	A	TO	Blk	Stl	Min
Mid Tenn St		DNP											
NORFOLK ST													
Auburn													
LONGWOOD													
Wisc GB													
Rutgers													
Tulane													
IOWA													
NJIT													
BOWLING GR													
CHAR SOUTH													
Ohio State													
COPPIN													
RICHMOND													
MIAMI													
NOTRE DAME													
Wake													
LOUISVILLE													
G Tech													
at FSU													
PITT													
NC State													
Duke													
VT													
SYRACUSE													
at BC													
Louisville													
CLEMSON													
UNC													
VTech													

CAREER STATISTICS

Year	G-GS	Min/Avg	FG-FGA	Pct.	3FG-A	Pct.	FT-FTA	Pct.	O-D	T	Avg.	Pf-DQ	Ast	TO	Blk	St	Pts	Avg
------	------	---------	--------	------	-------	------	--------	------	-----	---	------	-------	-----	----	-----	----	-----	-----

FAITH RANDOLPH

#20

Senior • Guard • 5-10 • Derwood, Md • Our Lady of Good Counsel



2014-15 SEASON

- Second Team All-ACC (Blue Ribbon Panel and Head Coaches)
- ACC All-Academic Team
- VaSID All-State Second Team
- Sixth in the ACC in scoring average (16.4) and 12th in field goal shooting percentage (39.9)
- Randolph leads the ACC and is ranked seventh in the nation in free throw percentage (90.7)
- Randolph is the second-straight Cavalier to pace the conference in free throw shooting. Kelsey Wolfe won last year's crown with an 89.5 percent efficiency
- Randolph is just the fifth player in ACC history to win the free throw crown while shooting over 90 percent from the stripe
- Became the 31st member of UVA's 1000 Point Club with 4:06 remaining in the first half of the ACC Tournament game against Miami
- Tallied 11 20-point games including three 25-point performances
- Averaged 20.2 ppg in the first five games
- Led the team in scoring the entire season

HIGH SCHOOL

- Ranked as the No. 26 prospect in the class by ESPNHoopGurlz
- Named WCAC Player of the Year her senior season
- Attended USA Basketball U18 trials in Colorado Springs during the summer of 2012
- Averaged 16.6 ppg, 3 assists, and 2.5 steals per game in her senior year

PERSONAL

- Parents are Deborah and Gary Randolph
- Women, Gender & Sexuality major

2015-16 GAME-BY-GAME:

Opponent	GS	FG-FGA	3FG-3FGA	FT-FTA	Off-Def	Total Reb	PF	Points	A	TO	Blk	Stl	Min
Mid Tenn	*	3-7	1-1	1-2	2-3	5	5	8	0	3	0	1	16
NORFOLK ST													
Auburn													
LONGWOOD													
Wisc GB													
Rutgers													
Tulane													
IOWA													
NJIT													
BOWLING GR													
CHAR SOUTH													
Ohio State													
COPPIN													
RICHMOND													
MIAMI													
NOTRE DAME													
Wake													
LOUISVILLE													
G Tech													
at FSU													
PITT													
NC State													
Duke													
VT													
SYRACUSE													
at BC													
Louisville													
CLEMSON													
UNC													
VTech													

CAREER STATISTICS

Year	G-GS	Min/Avg	FG-FGA	Pct.	3FG-A	Pct.	FT-FTA	Pct.	O-D	T	Avg.	Pf-DQ	Ast	TO	Blk	St	Pts	Avg
2012-13	30-7	624/20.8	49-186	.263	13-66	.197	39-47	.830	13-36	49	1.6	22-0	26	47	2	18	150	5.0
2013-14	31-4	704/22.7	137-330	.415	25-88	.284	68-89	.764	45-52	97	3.1	67-1	44	56	1	43	367	11.8
2014-15	30-30	939/31.3	175-439	.399	54-147	.367	88-97	.907	21-95	116	3.9	73-1	66	63	6	42	492	16.4
2015-16	1-1	16/16.0	3-7	.429	1-1	1.000	1-2	.500	1-2	5	5.0	5-1	0	3	0	1	8	8.0
TOTAL	92-42	2283/24.8	364-962	.378	93-302	.308	196-235	.834	81-186	267	2.9	167-3	136	169	9	104	1017	11.1

SINGLE GAME BESTS

POINTS

Season:

Career: 26 (3x) last vs Howard (12/21/14)

REBOUNDS

Season:

Career: 8 (2x) last vs NC State (01/29/15)

FG MADE

Season:

Career: 11 at Louisville (01/18/15)

FG ATTEMPTS

Season:

Career: 22 (3x) last at Louisville (01/18/15)

3 PT FG MADE

Season:

Career: 5 vs Toledo (11/28/14)

3 PT FG ATTEMPTS

Season:

Career: 11 vs Davidson (12/28/14)

FT MADE

Season:

Career: 10 vs. High Point (11/11/13)

FT ATTEMPTS

Season:

Career: 11 vs. High Point (11/11/13)

FT PERCENTAGE

Season:

Career: 9-9 (2x) last vs Louisville (03/01/15)

ASSISTS

Season:

Career: 8 vs Louisville (03/01/15)

BLOCKS

Season: 1

Career: 1

STEALS

Season: 3

Career: 3 (multiple)

DOUBLE-DOUBLES

Season:

Career:

SYDNEY UMERI

#44

Junior • Forward • 6-1 • Acworth, Ga. • The Lovett School



2014-15 SEASON

- Had eight rebounds at Xavier
- Had the second double-digit scoring game of her career at Illinois, also matching her career high with eight rebounds

2013-14 SEASON

- Appeared in all 31 games with 11 starts, averaging 18.0 minutes per game
- Averaged 2.8 points and 2.8 rebounds per game
- Made her collegiate debut at James Madison, starting the game
- Played 30 minutes, scoring four points in her debut
- Had her first double-digit scoring game at Liberty with 12 points
- Started the first 10 games of the season before coming off the bench at FGCU
- Scored six of her eight points at Wake Forest in a span of 1:42 during the second half

AT A GLANCE

- Ranked No. 29 overall and as the No. 9 forward by ESPN HoopGurlz
- Won a gold medal with the 2011 USA Basketball's U16 team at the FIBA Americas Championship in Mérida, Mexico
- Helped lead The Lovett School to a 2012 Georgia Region 6AA championship
- 2013 McDonald's All-America nominee
- Also competed one season (2009) for The Lovett School track team in the long and triple jumps, 400 and 4x400 and 4x100 relays as well as being a middle blocker for two seasons on the volleyball team

2015-16 GAME-BY-GAME:

Opponent	GS	FG-FGA	3FG-3FGA	FT-FTA	Off-Def	Total Reb	PF	Points	A	TO	Blk	Stl	Min
Mid Tenn	*	0-3	0-0	0-0	2-4	6	4	0	2	0	0	3	22
NORFOLK ST													
Auburn													
LONGWOOD													
Wisc GB													
Rutgers													
Tulane													
IOWA													
NJIT													
BOWLING GR													
CHAR SOUTH													
Ohio State													
COPPIN													
RICHMOND													
MIAMI													
NOTRE DAME													
Wake													
LOUISVILLE													
G Tech													
at FSU													
PITT													
NC State													
Duke													
VT													
SYRACUSE													
at BC													
Louisville													
CLEMSON													
UNC													
VTech													

CAREER STATISTICS

Year	G-GS	Min/Avg	FG-FGA	Pct.	3FG-A	Pct.	FT-FTA	Pct.	O-D	T	Avg.	Pf-DQ	Ast	TO	Blk	St	Pts	Avg
2013-14	31-11	557/18.0	32-93	.344	0-0	.000	22-33	.667	46-42	88	2.8	64-2	15	43	4	17	86	2.8
2014-15	30-0	554/18.5	34-73	.466	0-0	.000	14-16	.875	25-66	91	3.0	51-1	18	29	14	11	82	2.7
2015-16	1-1	22/22.0	0-3	.000	0-0	.000	0-0	.000	2-4	6	6.0	4-0	2	0	0	3	0	0.0
TOTAL	63-12	1154/18.3	67-171	.392	0-0	.000	36-49	.735	75-117	192	3.0	123-3	36	73	18	31	170	2.7

SINGLE GAME BESTS

POINTS

Season:

Career: 12 at Liberty (11/19/13)

REBOUNDS

Season:

Career: 8 (3x) last at Illinois (12/03/14)

FG MADE

Season:

Career: 4 (3x) at Illinois (12/03/14)

FG ATTEMPTS

Season:

Career: 7 at Illinois (12/03/14)

3 PT FG MADE

Season:

Career:

3 PT FG ATTEMPTS

Season: --

Career: --

FT MADE

Season:

Career: 5 vs. UMES (12/17/13)

FT ATTEMPTS

Season:

Career: 6 vs. UMES (12/17/13)

ASSISTS

Season:

Career: 2

BLOCKS

Season:

Career: 2 (multiple)

STEALS

Season:

Career: 2

DOUBLE DOUBLES

Season:

Career:

MIKAYLA VENSON

#1



Sophomore • Guard • 5-7 • Arlington, Va. • Yorktown High

2014-15 SEASON

- ACC All-Freshman Team (Blue Ribbon Panel)
- Set the Virginia freshman record for made-3's in a season (58)
- Has four games this season in which she has made five or more 3s in a game
- Has four 20-point games
- Started in her first career game against Ohio State, scoring 11 points with three assists and two steals in 35 minutes
- Had three double-digit scoring efforts in the first four games of her career
- Season-high five steals at FIU while also scoring 12 points on 5-of-7 shooting
- Had her first 20-point game, scoring 22 points on 8-of-10 shooting (5-of-7 from 3 pt range) against Delaware St
- After going 0-of-8 from the floor against Davidson, had her second-highest scoring performance of the year, putting up 16 points against Drexel
- Scored 21 points against Wake, scoring all 10 of UVA's points in the final 2:32 of their comeback win, including making two free throws in the final second that decided the game
- Had the best single-game three-point shooting efficiency in school history with a 6-for-6 performance in the win over NC State

HIGH SCHOOL

- Played freshman season at Yorktown High School, averaging 14.3 points per game and 5.5 assists per game before retiring from high school basketball three games into her sophomore season
- 2011 Virginia High School League National District Co-Player of the Year and National District Rookie of the Year
- Virginia High School League National District First Team All-District, All-Rookie Team and All-Defensive Team
- Did not play high school basketball after her freshman season, but continued training with her father and playing with AAU club teams
- Ranked No. 31 overall by Blue Star Report and No. 33 overall and No. 7 at her position by ESPN Hoopgurlz

2015-16 GAME-BY-GAME:

Opponent	GS	FG-FGA	3FG-3FGA	FT-FTA	Off-Def	Total Reb	PF	Points	A	TO	Blk	Stl	Min
Mid Tenn	*	3-9	1-4	3-4	1-4	5	3	10	3	6	0	3	33
NORFOLK ST													
Auburn													
LONGWOOD													
Wisc GB													
Rutgers													
Tulane													
IOWA													
NJIT													
BOWLING GR													
CHAR SOUTH													
Ohio State													
COPPIN													
RICHMOND													
MIAMI													
NOTRE DAME													
Wake													
LOUISVILLE													
G Tech													
at FSU													
PITT													
NC State													
Duke													
VT													
SYRACUSE													
at BC													
Louisville													
CLEMSON													
UNC													
VTech													

CAREER STATISTICS

Year	G-GS	Min/Avg	FG-FGA	Pct.	3FG-A	Pct.	FT-FTA	Pct.	O-D	T	Avg.	Pf-DQ	Ast	TO	Blk	St	Pts	Avg
2014-15	31-31	1028/33.2	130-293	.444	61-148	.412	47-56	.839	4-64	68	2.2	62-0	74	89	4	34	368	11.9
2015-16	1-1	33/33.0	3-9	.333	1-4	.250	3-4	.750	1-4	5	5.0	3-0	3	6	0	3	10	10.0
TOTAL	32-32	1061/33.2	133-302	.440	62-152	.408	50-60	.833	5-68	73	2.3	65-0	77	95	4	37	378	11.8

SINGLE GAME BESTS

POINTS

Season:

Career: 22 (3x) last vs Virginia Tech (2/22/15)

REBOUNDS

Season:

Career: 7 vs Drexel (12/29/14)

FG MADE

Season:

Career: 8 (2x) last vs ODU (3/19/15)

FG ATTEMPTS

Season:

Career: 15 vs BC (01/15/15)

3 PT FG MADE

Season:

Career: 6 vs NC State (01/29/15)

3 PT FG ATTEMPTS

Season:

Career: 10 (2x) last vs BC (01/15/15)

3 PT FG PERCENTAGE

Season:

Career: 6-6 vs NC State (01/29/15)*

FT MADE

Season:

Career: 8 vs Virginia Tech (2/22/15)

FT ATTEMPTS

Season:

Career: 8 vs Virginia Tech (2/22/15)

FT PERCENTAGE

Season:

Career: 8-8 vs Virginia Tech (2/22/15)

ASSISTS

Season:

Career: 6 vs ODU (3/19/15)

BLOCKS

Season:

Career: 1 (multiple)

STEALS

Season:

Career: 5 at FIU (11/30/14)

DOUBLE DOUBLES

Season:

Career:

*Denotes school record

**2015-16 Virginia Women's Basketball
Virginia Combined Team Statistics (as of Nov 14, 2015)
All games**

RECORD:	OVERALL	HOME	AWAY	NEUTRAL
ALL GAMES	1-0	0-0	1-0	0-0
CONFERENCE	0-0	0-0	0-0	0-0
NON-CONFERENCE	1-0	0-0	1-0	0-0

#	Player	gp-gs	min	avg	Total		3-Point		F-Throw		Rebounds				pf	dq	a	to	blk	stl	pts	avg
					fg-fga	fg%	3fg-fga	3fg%	ft-fa	ft%	off	def	tot	avg								
21	Lauren Moses	1-1	27	27.0	4-9	.444	0-0	.000	5-6	.833	0	4	4	4.0	4	0	2	0	1	3	13	13.0
12	Breyana Mason	1-1	37	37.0	5-8	.625	1-1	1.000	0-0	.000	1	1	2	2.0	1	0	2	2	1	3	11	11.0
10	J'Kyra Brown	1-0	17	17.0	3-7	.429	2-3	.667	2-4	.500	0	4	4	4.0	3	0	1	4	1	0	10	10.0
01	Mikayla Venson	1-1	33	33.0	3-9	.333	1-4	.250	3-4	.750	1	4	5	5.0	3	0	3	6	0	3	10	10.0
23	Aliyah Huland El	1-0	20	20.0	3-8	.375	0-2	.000	4-6	.667	3	0	3	3.0	3	0	2	1	1	2	10	10.0
20	Faith Randolph	1-1	16	16.0	3-7	.429	1-1	1.000	1-2	.500	2	3	5	5.0	5	1	0	3	0	1	8	8.0
32	Mone Jones	1-0	24	24.0	3-8	.375	0-0	.000	0-0	.000	3	2	5	5.0	4	0	0	3	0	0	6	6.0
00	Debra Ferguson	1-0	4	4.0	1-1	1.000	0-0	.000	0-0	.000	0	0	0	0.0	0	0	0	0	0	0	2	2.0
44	Sydney Umeri	1-1	22	22.0	0-3	.000	0-0	.000	0-0	.000	2	4	6	6.0	4	0	2	0	0	3	0	0.0
Team											5	3	8				2					
Total.....		1	200		25-60	.417	5-11	.455	15-22	.682	17	25	42	42.0	27	1	12	21	4	15	70	70.0
Opponents.....		1	200		19-51	.373	6-20	.300	22-35	.629	13	21	34	34.0	20	-	9	22	6	12	66	66.0

TEAM STATISTICS

	VA	OPP
SCORING	70	66
Points per game	70.0	66.0
Scoring margin	+4.0	-
FIELD GOALS-ATT	25-60	19-51
Field goal pct	.417	.373
3 POINT FG-ATT	5-11	6-20
3-point FG pct	.455	.300
3-pt FG made per game	5.0	6.0
FREE THROWS-ATT	15-22	22-35
Free throw pct	.682	.629
F-Throws made per game	15.0	22.0
REBOUNDS	42	34
Rebounds per game	42.0	34.0
Rebounding margin	+8.0	-
ASSISTS	12	9
Assists per game	12.0	9.0
TURNOVERS	21	22
Turnovers per game	21.0	22.0
Turnover margin	+1.0	-
Assist/turnover ratio	0.6	0.4
STEALS	15	12
Steals per game	15.0	12.0
BLOCKS	4	6
Blocks per game	4.0	6.0
ATTENDANCE	0	5613
Home games-Avg/Game	0-0	1-5613
Neutral site-Avg/Game	-	0-0

Date	Opponent	Score	Att.
11/13/15	at Middle Tennessee	w 70-66	5613

* - Conference game

Score by Periods	1st	2nd	3rd	4th	Totals
Virginia	15	20	21	14	70
Opponents	13	14	19	20	66



Official Basketball Box Score -- Game Totals -- Final Statistics

Virginia vs Middle Tennessee

11/13/15 6:30 PM at Murfreesboro, Tenn.

Virginia 70 • 1-0

#	Player	Total		3-Ptr	Rebounds			PF	TP	A	TO	Blk	Stl	Min
		FG-FGA	FG-FGA	FT-FTA	Off	Def	Tot							
21	Lauren Moses	f	4-9	0-0	5-6	0	4	4	4	13	2	0	1	3
44	Sydney Umeri	f	0-3	0-0	0-0	2	4	6	4	0	2	0	0	3
01	Mikayla Venson	g	3-9	1-4	3-4	1	4	5	3	10	3	6	0	3
12	Breyana Mason	g	5-8	1-1	0-0	1	1	2	1	11	2	2	1	3
20	Faith Randolph	g	3-7	1-1	1-2	2	3	5	5	8	0	3	0	1
00	Debra Ferguson		1-1	0-0	0-0	0	0	0	0	2	0	0	0	4
10	J'Kyra Brown		3-7	2-3	2-4	0	4	4	3	10	1	4	1	0
23	Aliyah Huland El		3-8	0-2	4-6	3	0	3	3	10	2	1	1	2
32	Mone Jones		3-8	0-0	0-0	3	2	5	4	6	0	3	0	0
	Team					5	3	8			2			
Totals			25-60	5-11	15-22	17	25	42	27	70	12	21	4	15

FG % 1st Half: 14-36 38.9% 2nd half: 11-24 45.8% Game: 25-60 41.7%

3FG % 1st Half: 3-5 60.0% 2nd half: 2-6 33.3% Game: 5-11 45.5%

FT % 1st Half: 4-6 66.7% 2nd half: 11-16 68.8% Game: 15-22 68.2%

Deadball
Rebounds
4

Middle Tennessee 66 • 0-1

#	Player	Total		3-Ptr	Rebounds			PF	TP	A	TO	Blk	Stl	Min
		FG-FGA	FG-FGA	FT-FTA	Off	Def	Tot							
00	JOHNSON, Alex	f	1-4	0-0	0-0	1	1	2	3	2	1	2	0	0
24	REUTER, Rebecca	f	1-2	0-1	4-4	3	2	5	5	6	0	3	3	2
12	EDWARDS, Brea	g	8-16	5-9	9-12	1	6	7	1	30	0	0	0	2
20	PETTY, Ty	g	4-13	1-3	3-5	1	4	5	4	12	2	7	1	1
34	JONES, Olivia	g	1-9	0-6	2-8	1	2	3	2	4	4	5	0	6
05	SISSOM, Abbey		2-3	0-1	4-4	2	1	3	1	8	0	1	0	0
14	COLLIER, Katie		0-0	0-0	0-0	0	0	0	1	0	0	0	0	0
23	LYON, Gabby		0-1	0-0	0-0	2	2	4	3	0	0	2	1	1
31	PORTER, TiAnna		1-2	0-0	0-2	1	0	1	0	2	1	1	1	0
32	WARDEN, Caroline		1-1	0-0	0-0	0	0	0	0	2	1	1	0	0
	Team					1	3	4						
Totals			19-51	6-20	22-35	13	21	34	20	66	9	22	6	12

FG % 1st Half: 9-27 33.3% 2nd half: 10-24 41.7% Game: 19-51 37.3%

3FG % 1st Half: 3-12 25.0% 2nd half: 3-8 37.5% Game: 6-20 30.0%

FT % 1st Half: 6-15 40.0% 2nd half: 16-20 80.0% Game: 22-35 62.9%

Deadball
Rebounds
7

Officials: Maria Gearhart, Charlie Hust, Doug Knight

Technical fouls: Virginia-None. Middle Tennessee-None.

Attendance: 5613

Score by periods	1st	2nd	3rd	4th	Total
Virginia	15	20	21	14	70
Middle Tennessee	13	14	19	20	66

Points	In	Off	2nd	Fast	Bench
VA	26	18	19	4	28
MT	24	20	13	6	12

Last FG - VA 4th-02:02, MT 4th-00:25.

Largest lead - VA by 12 3rd-00:53, MT by 5 1st-07:58.

VA led for 32:48. MT led for 06:03. Game was tied for 01:09.

Score tied - 1 time.

Lead changed - 1 time.

2015-16 VIRGINIA SEASON RESULTS & LEADERS

RECORD:	OVERALL	HOME	AWAY	NEUTRAL
ALL GAMES	1-0	0-0	1-0	0-0
CONFERENCE	0-0	0-0	0-0	0-0
NON-CONFERENCE	1-0	0-0	1-0	0-0

Date	UVA. Rank	Opponent	Score	W/L	Rec.	ACC	Attend.	High Scorer	High Reb.	Opp. High Scr
11/13		Mid Tenn	70-66	W	1-0	0-0	5613	Moses 13	Umeri 6	Edwards 30



2015-16 POINTS-REBS-ASSISTS

OPPONENT	ALLEN	BATTLE	BROWN	FERGUSON	HULAND EL	JONES
Middle Tennessee	DNP	DNP	10-4-1	2-0-0	10-3-2	6-5-0
NORFOLK ST						
Auburn						
LONGWOOD						
Wisc Green Bay						
Rutgers						
Tulane						
IOWA						
NJIT						
BOWLING GR						
CHAR SOUTH						
Ohio State						
COPPIN						
RICHMOND						
MIAMI						
NOTRE DAME						
Wake Forest						
LOUISVILLE						
Georgia Tech						
at FSU						
PITT						
NC State						
Duke						
VIRGINIA TECH						
SYRACUSE						
at BC						
Louisville						
CLEMSON						
NORTH CAROLINA						
VTech						

OPPONENT	MASON	MOSES	PAYNE	RANDOLPH	UMERI	VENSON
Middle Tennessee	11-2-2	13-4-2	DNP	8-5-0	0-6-2	10-5-3
NORFOLK ST						
Auburn						
LONGWOOD						
Wisc Green Bay						
Rutgers						
Tulane						
IOWA						
NJIT						
BOWLING GR						
CHAR SOUTH						
Ohio State						
COPPIN						
RICHMOND						
MIAMI						
NOTRE DAME						
Wake Forest						
LOUISVILLE						
Georgia Tech						
at FSU						
PITT						
NC State						
Duke						
VIRGINIA TECH						
SYRACUSE						
at BC						
Louisville						
CLEMSON						
NORTH CAROLINA						
VirginiaTech						



GAME-BY-GAME STAT COMPARISONS

	Field Goal %		3-Point FG %		Free Throw Pct.		Rebounds	Turnovers
	Virginia	Opponent	Virginia	Opponent	Virginia	Opponent	UVA-Opp	UVA-Opp
Mid Tenn	25-60 (.417)	19-51 (.373)	5-11 (.455)	6-20 (.300)	15-22 (.682)	22-35 (.629)	42-34 (+8)	21-22
NORFOLK ST								
Auburn								
LONGWOOD								
Wisc Green Bay								
Rutgers								
Tulane								
IOWA								
NJIT								
BOWLING GR								
CHAR SOUTH								
Ohio State								
COPPIN								
RICHMOND								
MIAMI								
NOTRE DAME								
Wake Forest								
LOUISVILLE								
Georgia Tech								
at FSU								
PITT								
NC State								
Duke								
VIRGINIA TECH								
SYRACUSE								
at BC								
Louisville								
CLEMSON								
NORTH CAROLINA								
VirginiaTech								

MISCELLANEOUS STATS

VIRGINIA
OPPONENT

Bench Points	28 (28)	12 (12)
FG Percentage- Home		
FG Percentage- Road	25-60 (.417)	19-51 (.373)
FG Percentage- Neutral		
Most Points - Quarter.	21 (3rd at MT 11/13)	20 (4th at MT 11/13)
Most Points- Half.	35 (1st/2nd at MT 11/13)	39 (2nd at MT 11/13)
Fewest Points- Half	35 (1st/2nd at MT 11/13)	27 (1st at MT 11/13)
Largest Halftime Lead	8 (at MT 11/13)	
Largest Halftime Deficit.		

VIRGINIA'S RECORD WHEN

Game decided by 10 pts or less.	1-0
Leading at halftime	1-0
Trailing at halftime	0-0
Tied at halftime.	0-0
Went into overtime.	0-0
Leading by 10 or more points	1-0
Shot FG 50% or better.	0-0
Shot FG less than 50%.	1-0
Shot FG less than 40%.	0-0
Shot FG 40% or better	1-0
Holding opponent under 60 pts	0-0
Scoring 30-39 points	0-0
Scoring 40-49 points.	0-0
Scoring 50-59 points.	0-0
Scoring 60-69 points.	0-0
Scoring 70-79 points.	1-0
Scoring 80-89 points.	0-0
Scoring 90-100 points.	0-0
Outrebounding opponent.	1-0
Being outrebounded	0-0
Tied in rebounding	0-0
Have fewer TOs than opponent.	1-0
Committing 15 or less TOs	0-0
Start #1, 12, 20, 21, 44.	1-0

SCORING BENCHMARKS
GAMES WITH 20 OR MORE POINTS IN 15-16
GAMES WITH 10 OR MORE POINTS IN 15-16

Lauren Moses.	1
J'Kyra Brown	1
Mikayla Venson	1
Breyana Mason	1
Aliyah Huland El	1

GAMES WITH 10 OR MORE REBOUNDS IN 15-16
DOUBLE DOUBLES IN 15-16

THE LAST TIME

VIRGINIA INDIVIDUALS

- **Two UVA players with double-doubles in the same game:** at Clemson 2/01/15 (Moses 15-10, Imovbioh 15-13)
- **Four players in double figures:** at Middle Tenn 11/13/15 (Moses 13, Mason 11, Venson 10, Brown 10, Huland EI 10)
- **Five players in double figures:** at Middle Tenn 11/13/15 (Moses 13, Mason 11, Venson 10, Brown 10, Huland EI 10)
- **Six players in double figures:** vs Longwood 12/16/14 (Imovbioh 25, Randolph 14, Huland EI 11, Venson 11, Moses 10, Mason 10)
- **Scored 20-24 points:** 23, Randolph and 22, Imovbioh vs Louisville 03/01/15
- **Scored 25-29 points:** 26, Randolph vs Howard 12/21/14
- **Scored 30-39 points:** 34, Monica Wright vs. Green Bay, 03/21/10
- **Scored 40-49 points:** **48, Mimi Kennedy at North Carolina, 01/15/98
- **A non-starter scored 20 or more points:** 24, Faith Randolph vs North Carolina 2/20/14
- **Two or more Hoos scored 20 or more points in the same game:** vs Louisville 03/01/15 (Randolph 23, Imovbioh 22)
- **Perfect from the field (5 attempts):** 7-7, Imovbioh vs Louisville 03/01/15
- **Perfect at FT line (10 attempts):** 11-11, Monica Wright vs North Carolina, 02/15/10
- **Perfect at FT line (9 attempts):** 9-9, Faith Randolph vs Louisville 03/01/15
- **Perfect at FT line (8 attempts):** 9-9, Faith Randolph vs Louisville 03/01/15
- **Had 20 Free throw attempts:** **20, Brandi Teamer at Wake Forest, 01/6/05
- **Had 15 rebounds:** 17, Sarah Imovbioh vs Louisville 03/01/15
- **Had 20 rebounds:** 24, Sarah Imovbioh vs Ohio State 11/14/14
- **Had 10 assists:** 11, Sharneé Zoll vs. Georgia Tech, 03/2/08
- **Had 6 steals:** 6, Kelsey Wolfe at Miami, 01/06/13
- **Blocked 5 shots:** 5, Jocelyn Logan-Friend at North Carolina, 02/24/05

VIRGINIA TEAM

- **UVA ranked in AP Top 25:** #22, 11/21/12
- **UVA ranked USA Today Top 25:** #22, 3/8/10
- **Played AP No. 1 team:** #1 Duke, L 79-58, 3/2/07
- **Defeated AP No. 1 team:** #1 Maryland, 75-74, 2/11/92
- **Defeated AP Top 10 team:** #8 Louisville, 75-59, 03/01/15
- **Defeated AP Top 25 team:** #8 Louisville, 75-59, 03/01/15

FIELD GOAL SHOOTING

- **Shot 50 percent:** .512 (21-41) vs Louisville 03/01/15
- **Shot 60 percent:** .623 (33-53) vs Georgia Tech, 3/02/08
- **Shot 70 percent:** **.700 (42-60) at Wake Forest, 1/07/87
- **Made 30-39 field goals:** 38 vs Longwood 12/16/14
- **Made 40-49 field goals:** 42 vs Wake Forest, 1/7/87
- **Made 50 field goals:** **54 vs Cleveland State, 11/29/95
- **Attempted 60-69 FG:** 66 vs ODU, 3/19/15
- **Attempted 70-79 FG:** 71 vs Delaware St, 12/6/14
- **Attempted 80 FG:** 85 at NC State, 2/10/11

THREE-POINT SHOOTING

- **Shot 50 percent:** .750 (6-8) vs Louisville 03/01/15
- **Shot 60 percent:** .750 (6-8) vs Louisville 03/01/15
- **Shot 70 percent:** .750 (6-8) vs Louisville 03/01/15
- **Shot 80 percent:** .857 (6-7) vs St. John's, 03/19/88
- **Made 10 three-pt. field goals:** 10 at Clemson 2/01/15
- **Attempted 20 three-pt. FG:** 26 (made 13) vs BC 1/15/15

FREE THROW SHOOTING

- **Shot 80 percent:** .818 (27-33) vs Louisville 03/01/15
- **Shot 90 percent:** .909 (20-22) vs. Maryland, 01/23/14
- **Shot 100 percent:** 6-6 vs. Duke, 02/8/13
- **Made 20-29 free throws:** 27 vs Louisville 03/01/15
- **Made 30-39 free throws:** 30 vs. North Carolina, 02/20/14
- **Attempted 30-39 FT:** 33 vs Louisville 03/01/15
- **Attempted 40-49 FT:** 44 vs. Indiana, 11/26/09
- **Attempted 50+ FT:** **54 at Wake Forest, 01/6/05

SCORING

- **Scored 80 points:** 91 vs Longwood 12/16/14
- **Scored 90 points:** 91 vs Longwood 12/16/14
- **Scored 100 points:** 100 vs Delaware St, 12/6/14

REBOUNDING

- **Had 50 rebounds:** 51 vs Ohio State 11/14/14
- **Had 60 rebounds:** 63 at Alabama, 12/21/12
- **Had 70 rebounds:** **77 vs. Rider, 12/19/96

ASSISTS

- **Had 20 assists:** 23 vs Delaware St, 12/6/14
- **Had 30 assists:** **37 vs. Cleveland State, 11/29/95

STEALS

- **Had 15 steals:** 15 at Middle Tenn, 11/13/15
- **Had 20 steals:** 22 vs UMES, 12/17/13
- **Had 25 steals:** 26 vs. Clemson, 02/12/12
- **UVA forced 30 turnovers:** 35 vs. UMES, 12/17/13
- **UVA committed 30 turnovers:** 32 at Alabama, 12/21/12

MISCELLANEOUS

- **UVA in OT:** L, 68-63 at Pitt 2/19/15
- **UVA in 2OT:** L, 73-70 at Alabama, 12/21/12
- **UVA in 3OT:** W, 105-100 at North Carolina, 01/15/98
- **UVA shot 60% from the floor in first half:** .621 (18-29) at Clemson 2/01/15
- **UVA shot 60% from the floor in second half:** .639 (23-36) vs Longwood 12/16/14
- **UVA shot less than 20% from floor first half:** .192 (5-26) at Maryland, 12/06/12
- **UVA shot less than 30% from floor first half:** .256 (10-39) at Syracuse, 01/11/15
- **UVA shot less than 30% from floor 2nd half:** .294 (10-34) at Clemson 2/01/15
- **UVA scored less than 15 points in first half:** 13 at Florida State, 01/8/06
- **UVA held opp to less than 15 points first half:** 14 vs. Virginia Tech, 01/03/13
- **UVA held opp to less than 10 points first half:** 6 vs. Norfolk State, 12/28/12
- **UVA held opponent to less than 30 points:** 23 vs. Norfolk State, 12/28/12
- **UVA failed to make at least one three-pointer:** 0-10 vs. Kansas State, 11/29/13
- **Opponent failed to make at least one three-pointer:** 0-9 at Louisville, 01/18/15

**school record

2014-15 HIGHS/LOWS

VIRGINIA HIGHS

Points	100 vs Delaware State 12/06/14	86 at Illinois 12/03/14
FG Made	38 (2x) last vs Longwood 12/16/14	33 at Illinois 12/03/14
FG Attempts	76 vs Ohio State 11/14/14	74 vs Ohio State 11/14/14
FG %	.559 (38-68) vs Longwood 12/16/14	.550 (33-60) at Illinois 12/03/14
3FG Made	13 vs Boston College 01/15/15	12 at Syracuse 01/11/15
3FG Attempts	26 (3x) last vs BC 01/15/15	30 vs Ohio State 11/14/14
3FG %	.750 (6-8) vs Louisville 03/01/15	.545 (6-11) at FIU 11/30/14
Free Throws Made	27 vs Louisville 03/01/15	18 at Clemson 02/01/15
Free Throw Attempts	33 vs Louisville 03/01/15	26 at Notre Dame 02/05/15
Free Throw %	.889 (8-9) vs Florida State 02/15/15	.875 (14-16) vs Delaware State 12/06/14
Rebounds	51 vs Ohio State 11/14/14	45 at Clemson 2/01/15
Assists	23 vs Delaware State 12/06/14	21 at Louisville 01/18/15
Steals	16 vs Howard 12/21/14	17 vs Howard 12/21/14
Blocked Shots	8 vs Longwood 12/16/14	8 (2x) last at Pitt 02/19/15
Turnovers	25 vs Howard 12/21/14	25 at FIU 11/30/14
Fouls	25 at Pitt 02/19/15	28 vs Louisville 03/01/15

OPPONENT HIGHS**VIRGINIA LOWS**

Points	45 vs Duke 02/12/15	47 (2x) last at Virginia Tech 01/04/15
FG Made	19 (2x) last vs Duke 02/12/15	15 at Virginia Tech 01/04/15
FG Attempts	41 vs Louisville 03/01/15	46 (3x)
FG %	.313 (20-64) vs Davidson 12/28/14	.296 (2x) last vs Howard 12/21/14
3FG Made	1 (2x) last at Pitt 02/19/15	0 at Louisville 01/18/15
3FG Attempts	7 at Xavier 11/20/14	9 at Louisville 01/18/15
3FG %	.091 (1-11) at Louisville 01/18/15	.000 (0-9) at Louisville 01/18/15
Free Throws Made	3 vs Georgia Tech 01/25/15	3 vs Auburn 11/23/14
Free Throw Attempts	7 vs Georgia Tech 01/25/15	8 vs Davidson 12/28/14
Free Throw %	.412 (7-17) at North Carolina 02/26/15	.250 (3-12) vs Auburn 11/23/14
Rebounds	21 (2x) last vs Florida State 02/15/15	25 vs Drexel 12/29/14
Assists	6 at Pitt 02/19/15	7 (3x) last vs Radford 11/16/14
Steals	1 vs Toledo 11/28/14	0 vs Radford 11/16/14
Blocked Shots	0 (2x) last vs Louisville 03/01/15	0 vs Toledo 11/28/14
Turnovers	5 vs Radford 11/16/14	5 vs Louisville 01/18/15
Fouls	11 (2x) last vs Miami 03/05/15	9 vs Duke 02/12/15

OPPONENT LOWS**VIRGINIA INDIVIDUAL HIGHS**

Points	26 (2x) Randolph last vs Howard 12/21/14	31 Davis vs Georgia Tech 01/25/15
FG Made	11 (2x) last FR at Louisville 01/18/15	12 (2x) last Davis vs Georgia Tech 01/25/15
FG Attempts	22 Randolph (3x) last at Lvlle	29 Davis vs Georgia Tech 01/25/15
FG %	7-7 Imovbioh vs Louisville 03/01/15	7-9 Grant at Illinois 12/03/14
3FG Made	6 Venson vs NC State 1/29/15	6 Montgomery vs Auburn 11/23/14
3FG Attempts	10 (3x) last Venson vs BC 1/15/15	13 Lewis at Clemson 2/01/15
3FG Percentage	6-6 Venson vs NC State 1/29/15	4-6 Simmons at Illinois 12/03/14
FT Made	9 Randolph vs Louisville 03/01/15	7 (2x) last Dixon at Clemson 2/01/15
FT Attempts	11 Imovbioh at Illinois 12/03/14	11 Dixon at Clemson 2/01/15
FT Percentage	9-9 Randolph vs Louisville 03/01/15	7-8 Gaffney at Radford 11/20/14
Rebounds	24 Imovbioh vs Ohio State 11/14/14	6-6 Zanoguera vs Toledo 11/28/14
Assists	8 (2x) last Randolph vs Lvlle 03/01/15	11 O'Neil and Rogers vs Georgia Tech 01/25/15
Steals	5 (2x)	10 Zanoguera vs Toledo 11/23/14
Blocked Shots	3 (4x)	4 (multiple)
Turnovers	6 (3x) last Mason vs Lvlle 03/01/15	5 Williams vs Miami 03/05/15
		9 Heslip vs Howard 12/21/14

OPPONENT INDIVIDUAL HIGHS


00
**DEBRA
FERGUSON**

Center • Freshman
6-4
Amherst County High
Madison Heights, Va.


1
**MIKAYLA
VENSON**

Guard • Sophomore
5-7
Yorktown High
Arlington, Va.


2
**JAE'LISA
ALLEN**


Forward • Sophomore
6-2
White Hall High
Pine Bluff, Ark.


10
**J'KYRA
BROWN**


Guard • Redshirt Sophomore
5-11
Rocky Mount High
East Carolina Univ.
Rocky Mount, N.C.


12
**BREYANA
MASON**

Guard • Junior
5-8
Forest Park High
Woodbridge, Va.


13
**EMILY
BATTLE**

Forward • Freshman
6-1
St. Anne's-Belfield
Charlottesville, Va.


20
**FAITH
RANDOLPH**

Guard • Senior
5-10
Our Lady of Good Counsel
Derwood, Md.


21
**LAUREN
MOSES**

Forward • Sophomore
6-2
Rancocas High
Mount Holly, N.J.


23
**ALIYAH
HULAND EL**

Guard • Sophomore
6-1
Randolph High
Randolph, N.J.


32
**MONÉ
JONES**

Forward • Freshman
6-2
Riverside High
Durham, N.C.


35
**SHAKYNA
PAYNE**

Forward • Freshman
6-1
SW Atlanta Christian Academy
Acworth, Ga.


44
**SYDNEY
UMERI**

Forward • Junior
6-1
The Lovett School
Acworth, Ga.


**JOANNE
BOYLE**

Head Coach
Fifth Season


**KIM
MCNEILL**

Associate Head Coach
Fifth Season


**LA'KESHIA
FRETT MEREDITH**

Assistant Coach
Third Season


**CORY
MCNEILL**

Assistant Coach
Fifth Season



**SARAH
HOLSINGER**

Asst. AD/Operations
Fifth Season


2015-16 WOMEN'S BASKETBALL RULES CHANGES



TEAM TIMEOUTS PER GAME



3 TIMEOUTS CARRY OVER TO 2ND HALF



LASTING FOR
2:45
[FIRST HORN 2:30]

P1 | ≤ 5:00 OR 1ST TEAM CALLED

— INTERMISSION MEDIA TIMEOUT —

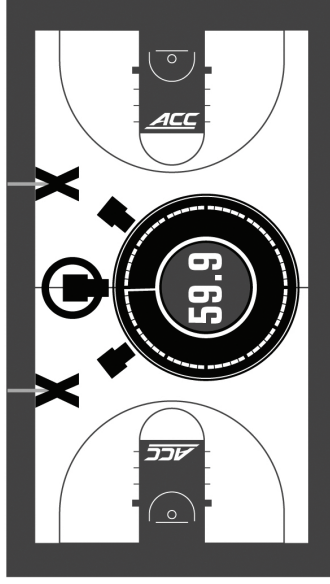
P2 | ≤ 5:00 OR 1ST TEAM CALLED

P3 | ≤ 5:00 OR 1ST TEAM CALLED

— INTERMISSION MEDIA TIMEOUT —

P4 | ≤ 5:00 OR 1ST TEAM CALLED

+FIRST TEAM-CALLED IN 2ND HALF IS MEDIA TIMEOUT



OPTION TO ADVANCE THE BALL TO THE

28-FOOT MARK

IN THE FRONTCOURT WHEN CALLING

A TIMEOUT WITH POSSESSION

DURING THE LAST 59.9

SECONDS OF THE 4TH PERIOD

— AND ALSO OF EACH OVERTIME —



PERMITTED TO PLAY DURING ANY DEAD BALL 🎵



THEACC.COM | @ACCWBB | #ACCWBB