



VIRGINIA

VIRGINIA ATHLETICS MEDIA RELATIONS
 295 Massie Road, Room 154
 Charlottesville, VA 22904
Men's Basketball Contact: Erich Bacher
OFFICE: (434) 982-5530 • **CELL:** (720) 318-5538
E-mail: bacher@virginia.edu
ON THE WEB: VirginiaSports.com
ON TWITTER: @UVMensHoops, @ErichJBacher

22 NCAA TOURNAMENT APPEARANCES • 2 NCAA FINAL FOUR BERTHS • 13 NIT APPEARANCES • 10 ALL-AMERICANS • 24 ALL-ACC FIRST TEAM SELECTIONS

GAME INFORMATION

Date / Time: Saturday, Jan. 19, 2019 / 6 p.m. ET

Site: Durham, N.C. / Cameron Indoor Stadium (9,314)

ESPN: Dan Shulman (pxp), Jay Bilas (analyst),

Maria Taylor (reporter)

Virginia Sports Radio Network:

Dave Koehn (pxp), Jimmy Miller (analyst)

Satellite Radio: Sirius (81), XM (81), Internet (81)

Live Stats/Twitter: VirginiaSports.com/@UVMensHoops

Virginia vs. Duke: 51-119

Charlottesville: 34-39 (2-5 at John Paul Jones Arena)

Durham: 11-57 (9-52 at Cameron Indoor Stadium)

Neutral: 6-23

First Meeting: Feb. 23, 1911 (W, 24-18 in Durham)

Last Meeting: Jan. 27, 2018 (W, 65-63 in Durham)

Winning Streak: Virginia, 1 game

2018-19 SCHEDULE/RESULTS - 16-0, 4-0 ACC

Date	Opponent	TV	Time/Result
Nov. 6	[5] TOWSON	ACCNE	W, 73-42
Nov. 11	[5] GEORGE WASH.	ACCNE	W, 76-57
Nov. 16	[4] COPPIN STATE	ACCNE	W, 97-40
Nov. 21	[4] Middle Tenn. ^	ESPN2	W, 74-52
Nov. 22	[4] Dayton ^	ESPN	W, 66-59
Nov. 23	[4] Wisconsin (25) ^	ESPN	W, 53-46
Nov. 28	[4] at Maryland (24) %	ESPN	W, 76-71
Dec. 3	[4] MORGAN STATE	ACCNE	W, 83-45
Dec. 9	[4] VCU	RSN	W, 57-49
Dec. 19	[5] at South Carolina	SEC	W, 69-52
Dec. 22	[5] WILLIAM & MARY	ACCNE	W, 72-40
Dec. 31	[4] MARSHALL	RSN	W, 100-64
Jan. 5	[4] FLORIDA STATE (9) *	ESPN2	W, 65-52
Jan. 9	[4] at Boston College *	ESPNU	W, 83-56
Jan. 12	[4] at Clemson *	Raycom	W, 63-43
Jan. 15	[4] VIRGINIA TECH (9) *	Raycom	W, 81-59
Jan. 19	[4] at Duke (1) *	ESPN	6 p.m.
Jan. 22	WAKE FOREST *	RSN	9 p.m.
Jan. 26	at Notre Dame *	CBS	1 p.m.
Jan. 29	at NC State *	ESPN/2	7 p.m.
Feb. 2	MIAMI *	Raycom	2 p.m.
Feb. 9	DUKE *	ESPN/2	6 p.m.
Feb. 11	at North Carolina *	ESPN	7 p.m.
Feb. 16	NOTRE DAME *	Raycom	2 p.m.
Feb. 18	at Virginia Tech *	ESPN	7 p.m.
Feb. 23	at Louisville *	Raycom	Noon
Feb. 27	GEORGIA TECH *	ESPN2/U	7 p.m.
Mar. 2	PITT *	Raycom	2 p.m.
Mar. 4	at Syracuse *	ESPN	7 p.m.
Mar. 9	LOUISVILLE *	ESPN/2	4/6/8 p.m.
Mar. 12-16	at ACC Tournament	TBA	TBA

HOME GAMES IN BOLD CAPS

All Times Eastern

^ - Battle 4 Atlantis, Nassau, Bahamas; % - ACC/B1G Challenge

* - ACC game

PRONUNCIATION GUIDE

FRANCESCO BADOCCHI Fran-CHES-co Bah-Dokey
 MAMADI DIAKITE Mama-DEE, DEE-ah-KEE-tay
 KIHAI CLARK KEY-HEY



AT



[4/1] VIRGINIA CAVALIERS (16-0, 4-0 ACC)

Head Coach: Tony Bennett (Green Bay, 1992)

Record at UVA: 235-86 (10th season), Career Record: 304-119 (13th season)

[1/2] DUKE BLUE DEVILS (14-2, 3-1 ACC)

Head Coach: Mike Krzyzewski (Army, 1969)

Record at Duke: 1,041-281 (39th season), Career Record: 1,114-340 (44th season)

FOR OPENERS

- The No. 1 vs. No. 1 matchup is the first in ACC history, first since 2016 (Kansas/Oklahoma) and fourth in NCAA history.
- Virginia seeks back-to-back wins against Duke at Cameron Indoor Stadium for the first time since winning four straight from 1980-82.
- UVA has a nation-leading 13-game road winning streak.
- The Cavaliers have started 16-0 for the first time since starting 19-0 in 2014-15.
- UVA is 4-0 vs. ranked opponents (Wisconsin, Maryland, Florida State, Virginia Tech).
- The Cavaliers seek their second win all-time over a top-ranked opponent (86-73 win over No. 1 North Carolina on Jan. 30, 1986).
- UVA has a nine-game winning streak vs. ranked opponents.
- The Cavaliers have a 12-game conference winning streak, fourth longest current streak in NCAA Division I.

ON THE ROAD IN THE ACC

- The Cavaliers' 12-game league winning streak ranks fourth all-time in the ACC behind Duke's 24-game streak (1998-2001) and 14-game streak (1962-64) and NC State's 13-game streak (1972-74).
- UVA posted an ACC-record 9-0 road mark in league play last season.
- The Cavaliers' last ACC road loss was a 65-41 decision at North Carolina on Feb. 18, 2017.

ALL-TIME AGAINST DUKE

- UVA meets Duke for the 171st time overall and 69th time in Durham in a series that dates back to 1910-11.
- UVA is 51-119 all-time vs. Duke, including a 9-52 record at Cameron Indoor Stadium
- UVA ended a 17-game road losing streak in the series with last year's 65-63 win at Cameron Indoor Stadium.
- The Cavalier win also snapped a three-game losing streak to the Blue Devils in the series.
- UVA is 2-3 in its last five games vs. Duke and 2-7 in its last 10.
- Head coach Tony Bennett is 3-9 all-time against Duke at UVA.
- UVA's road win at Cameron gave Bennett a road win at every Pac-10 (now Pac-12) and ACC school.

LAST TIME VS. THE BLUE DEVILS

- Then-No. 2 Virginia beat then-No. 4 Duke 65-63 on Jan. 27, 2018, after Ty Jerome hit a critical 3-pointer with 37.6 seconds to play.
- Kyle Guy scored 17 points and hit two free throws with 6.1 seconds left, Jerome finished with 13 points and Devon Hall had 14 points to help the Cavaliers win their 12th straight and their first at Cameron Indoor Stadium since 1995.
- UVA held Duke to more than 28 points below its average of 91.7.
- Marvin Bagley III had 30 points and 14 rebounds, while Wendell Carter Jr. had 14 points and 15 rebounds for Duke.

VIRGINIA'S STARTING LINEUP VS. VIRGINIA TECH (1/15/19)

Pos.	No.	Player (Hometown)	Yr.	Ht.	Wt.	PPG	RPG	2018-19 NOTES
G	5	Kyle Guy (Indianapolis, Ind.)	Jr.	6-2	175	15.3	4.3	16-game 3-point streak; 11-game double figure streak
G	11	Ty Jerome (New Rochelle, N.Y.)	Jr.	6-5	195	13.2	4.9(a)	Three 20-point games; 4+ assists in last 7 games
G	12	DeAndre Hunter (Philadelphia, Pa.)	R-So.	6-7	225	14.4	5.3	10+ points in 13 games; 52.3 FG%; Battle 4 Atlantis MVP
F	25	Mamadi Diakite (Guinea, Africa)	R-Jr.	6-9	228	6.6	3.5	Matched career high with 18 points at Boston College
C	33	Jack Salt (Auckland, New Zealand)	R-Sr.	6-10	250	4.4	4.7	Tallied seven points and eight rebounds at Clemson

OFF THE BENCH

G	0	Kihei Clark (Woodland Hills, Calif.)	Fr.	5-9	155	4.7	2.4(a)	UVA's best on-ball defender has 2.2 assist-to-turnover ratio
G	2	Braxton Key (Charlotte, N.C.)	Jr.	6-8	225	7.4	5.6	UVA's top rebounder; 6+ boards in 10 games; 20 pts vs. FSU
F	30	Jay Huff (Durham, N.C.)	R-So.	7-1	232	5.0	2.5	9.0 points, 4.5 rebounds and 1.0 blocks in past 2 games
G	24	Marco Anthony (San Antonio, Texas)	So.	6-4	212	1.2	0.6	10 assists & 5 turnovers in 14 games

UVA IN KEN POM EFFICIENCY RATINGS

- As of Jan. 16, UVA ranks No. 1 in the KenPom.com overall ratings, No. 2 in adjusted defense efficiency and No. 4 in adjusted offense efficiency.
- UVA is shooting 48.1 percent (second best in Bennett era), 40.8 percent from 3-point range (second best in school history) and 77.7 percent from the free throw line (best in school history).

UVA RANKED NO. 4 IN AP POLL

- Virginia is ranked No. 4 in the AP poll for the fourth straight week and No. 1 in the Coaches Poll for the second straight week.
- The Cavaliers have been ranked in the top six in the AP poll for 10 consecutive weeks.
- UVA has been ranked in the AP poll for 26 straight weeks and has been ranked in the top 10 in each of the past 21 polls.
- UVA was ranked No. 5 in the preseason polls and has been ranked in the top 10 in the preseason rankings in four of the past five seasons.
- In 2017-18, Virginia became the fourth team in the Top 25 era to earn a No. 1 ranking after being unranked in the preseason.

UVA IN THE NATIONAL STATISTICAL RANKINGS

- As of Jan. 18, UVA ranks first nationally in scoring defense (51.7 ppg), turnovers per game (8.9), fewest turnovers (142), 3-point field goal percentage defense (25.1%) and winning percentage (100%), third in scoring margin (22.6) and assist-to-turnover ratio (1.68), fourth in field goal percentage defense (37%), seventh in free throw percentage (77.7%) and 3-point field goal percentage (40.8%), eighth in fewest fouls (240), 13th in personal fouls per game (15) and 24th in rebound margin (6.8).

CAVALIER QUARTET AMONG ACC LEADERS

- As of Jan. 18, Kyle Guy ranks first in the ACC in 3-pointers (3.1), second in 3-point percentage (46.7%), 10th in minutes (33.2) and 13th in scoring (15.3).
- Ty Jerome ranks third in assists (4.9) and assist-to-turnover ratio (2.9), seventh in 3-point percentage (41.2%), ninth in steals (1.9) and 22nd in minutes (31.0).
- DeAndre Hunter ranks fifth in field goal percentage (52.3%) and free throw shooting (82.1%) and 15th in scoring (14.4).
- Braxton Key ranks 24th in rebounding (5.6).

LAST TIME OUT

- DeAndre Hunter tallied 21 points and Ty Jerome added 14 points and career-high 12 assists to lead No. 4 Virginia past No. 9 Virginia Tech 81-59 on Tuesday night.
- Kyle Guy added 15 points as UVA went 13 of 24 from 3-point range.
- UVA made 10 of 14 3-points to jump to a 44-22 halftime lead.
- Kihei Clark added nine points on a trio of 3-pointers.

VIRGINIA HEAD COACH TONY BENNETT

- Three-time National and ACC Coach of the Year Tony Bennett has a 235-86 (.732) mark in 10 seasons at Virginia and 304-119 (.721) career mark in 13 seasons.
- Bennett became the 80th active Division I head coach to win his 300th career game against Marshall on Dec. 31, 2018.
- In 2017-18, Bennett led Virginia to its eighth ACC regular-season title, third ACC Tournament championship, school-record 31 wins, ACC-record 17 league wins and ACC-record 9-0 mark on the road.
- Bennett was named the USBWA Henry Iba National Coach of the Year for the third time to rank second all-time behind legendary John Wooden, who captured the award six times.
- Bennett also earned Division I National Coach of the Year honors from the AP, USA Today and NABC.
- He has led UVA to outright ACC regular-season and tournament championships in the same season two times (2014 and 2018).
- Bennett has guided UVA to five straight NCAA Tournament appearances for the first time in school history and has led UVA to a school-record six straight seasons with 23 or more wins.
- Bennett is the sixth coach in ACC history to win at least three outright ACC regular-season titles (Frank McGuire, Vic Bubas, Dean Smith, Mike Krzyzewski and Roy Williams).
- Bennett has led UVA to a school-best 16 or more ACC wins in three of the last five seasons and a school-record six straight seasons with 11 or more ACC wins.
- He has led UVA to a school-best seven straight 20-win seasons.
- Bennett guided UVA to a school-record 89 wins over three seasons from 2014-16, eclipsing 88 wins from 1981-83.
- Bennett has led UVA to seven consecutive postseason tournaments (NCAA in 2012, 2014, 2015, 2016, 2017 and 2018 and NIT in 2013).
- In 2015-16, Bennett led UVA to its first NCAA Elite Eight appearance since 1995 with 29 wins.
- Bennett was named 2015 USBWA National Coach of the Year and ACC Coach of the Year after leading Virginia to a then-school-record tying 30 wins and its second consecutive ACC regular-season title.
- Bennett led the Cavaliers to 30 wins in back-to-back seasons (2014-2015) for the first time in school history.
- UVA is 126-35 (.782) in non-conference action, 109-51 (.680) in ACC play and 137-25 (.846) at home under Tony Bennett.
- Bennett ranks sixth all-time in winning percentage at .680, among ACC head coaches with 100 or more ACC regular-season wins.

GETTING DEFENSIVE

- UVA ranks first nationally in scoring defense at 51.7 ppg.
- The Cavaliers have limited seven opponents to fewer than 50 points (Coppin State, Morgan State, Towson, Wisconsin, VCU, William & Mary and Clemson).
- UVA has held 12 opponents to 40 percent or less shooting from the field and 14 opponents to 33 percent or less shooting from 3-point range.
- UVA has out-rebounded 13 opponents.
- Bennett-coached teams have led the nation in scoring defense five times and finished in the top-five nationally in nine of 12 seasons.

HOW ARE THESE CAVALIERS?

- Virginia is led by the quartet of Ty Jerome, Kyle Guy, De'Andre Hunter and Jack Salt.
- Jerome, Guy and Hunter have started all 16 games, while Salt has started 12 and anchors UVA's defense.
- Jerome, Guy or Hunter have led or tied for the UVA scoring lead in each of its 16 contests, accounting for 58 percent of the Cavaliers' scoring.
- Alabama transfer Braxton Key is averaging 7.4 points and a team-high 5.6 rebounds, while Mamadi Diakite has averaged 6.6 points and 3.5 rebounds.
- Newcomer Kihei Clark has started four games and is second on the team in assists (2.4). Clark broke his left wrist against Morgan State, but hasn't missed a game while playing with a cast.
- Marco Anthony, Jay Huff, Kody Statmann and Francesco Badocchi provide depth and Francisco Caffaro is redshirting the 2018-19 season.
- Manager Grant Kersey has appeared in seven home games.

TYING US TOGETHER

- UVA floor general Ty Jerome is averaging a career-high 13.2 points, 4.1 rebounds, 4.9 assists and 1.9 steals.
- Jerome has reached double figures in 11 games, including three 20-points efforts, highlighted by a season-high 25 at South Carolina.
- Jerome had a career-high 12 assists against Virginia Tech and has handed out four or more assists in 12 games.
- Jerome is the first Cavalier to score 20 or more points in the first two

NATIONAL DEFENSIVE PPG RANKINGS UNDER BENNETT

Year	School	Pts/Gm	Rank
2006-07	Washington State	59.5	17th
2007-08	Washington State	56.4	3rd
2008-09	Washington State	55.4	1st
2009-10	Virginia	63.6	54th
2010-11	Virginia	62.4	36th
2011-12	Virginia	54.2	2nd
2012-13	Virginia	55.6	5th
2013-14	Virginia	55.7	1st
2014-15	Virginia	51.5	1st
2015-16	Virginia	60.1	2nd
2016-17	Virginia	56.4	1st
2017-18	Virginia	54.0	1st
2018-19	Virginia	51.7	1st

games of a season since Sylvan Landesberg in 2008-09 (28 vs. VMI and 21 vs. USF).

- Jerome sank 10 of 14 3-pointers in UVA's first two games and is the first Cavalier to make 10 3-pointers in the first two games of a season since Curtis Staples (10 of 24) in 1997-98.
- Jerome was named to the Battle 4 Atlantis All-Tournament team.
- In 2017-18, Jerome earned All-ACC third-team honors after averaging 10.6 points and 3.9 assists.

THIS GUY GETS BUCKETS


- All-American Kyle Guy leads the team in scoring (15.3 ppg) and 3-pointers (49).
- Guy was named ACC Player of the Week on Jan. 7 after averaging 25.5 points and 6.5 rebounds in wins against Marshall and No. 9 Florida State.
- The 6-2 sharpshooter set a UVA school record with 11 consecutive 3-pointers over the two-game span.
- Guy has shot 57.1 percent from 3-point range (20 of 35) over the past five games.
- He has scored 20 or more points nine times in his career, including 29 points at VCU (11/17/17) last season.
- Guy has made five or more 3-pointers in 11 games.
- Guy is tied for second all-time in the ACC with Rodney Monroe and is first at UVA with a 43.6 percent career 3-point shooting percentage.
- Guy is ninth all-time at UVA with 183 career 3-pointers.
- In 2017-18, Guy reached double figures in 28 games and led the Cavaliers in scoring in 15 contests.
- Guy averaged 16.7 points to earn ACC Tournament MVP honors.

DRE'S WAY

- De'Andre Hunter has led UVA in scoring in eight games, averaging 14.4 points and 5.3 rebounds.
- He earned Battle 4 Atlantis MVP honors and ACC Player of the Week accolades after averaging 19.3 points and 7.7 rebounds in the tournament.
- Hunter has four 20-point games in 2018-19 (Coppin State, Dayton, Wisconsin, Virginia Tech), matching a career-high 23 points against Dayton.
- Hunter recorded a career-high nine assists vs. Middle Tennessee.
- Hunter recorded his second career double-double with 13 points and 10 rebounds vs. Towson.
- He is shooting 52.3 percent from the floor, 44.4 percent from 3-point range and 82.1 percent from the charity stripe.
- Hunter averaged 9.2 points and 3.5 rebounds in 2017-18.
- Hunter fractured his left wrist during the ACC Tournament and missed the NCAA Tournament.

UVA VS. RANKED OPPONENTS

- UVA is 35-31 against ranked opponents in the Tony Bennett era, including a 4-0 mark in 2018-19 (Wisconsin, Maryland, Florida State, Virginia Tech).
- In 2018-19, UVA posted back-to-back wins vs. ranked opponents (Wisconsin and Maryland) for the first time in the regular season since 1982 (Georgetown and Houston).
- The Cavaliers are 150-327 vs. ranked opponents since 1953-54.
- UVA's win over then-No. 4 Duke in 2017-18 marked the Cavaliers first road win vs. a top-5 foe since 1993 (77-69 over No. 3 Duke).
- UVA is 1-29 all-time vs. No. 1-ranked opponents (86-73 win vs. No. 1 North Carolina on Jan. 30, 1986).



HEAD COACH

TONY BENNETT

10TH SEASON

PERSONAL

Birthdate: June 1, 1969

Birthplace: Clintonville, Wis.

Family: wife, Laurel; daughter, Anna; son, Eli

EDUCATION

College: Green Bay, 1992

COACHING EXPERIENCE

1999-00	Wisconsin (staff volunteer)
2000-01	Wisconsin (assistant coach)
2003-04	Washington State (assistant coach)
2004-06	Washington State (associate head coach)
2006-09	Washington State (head coach)
2009-	Virginia (head coach)

THE BENNETT RECORD

Year	School	Record (Conf)	Postseason
2006-07	Washington St.	26-8 (13-5)	NCAA 2nd Round
2007-08	Washington St.	26-9 (11-7)	NCAA Sweet 16
2008-09	Washington St.	17-16 (8-10)	NIT 1st Round
2009-10	Virginia	15-16 (5-11)	
2010-11	Virginia	16-15 (7-9)	
2011-12	Virginia	22-10 (9-7)	NCAA 2nd Round
2012-13	Virginia	23-12 (11-7)	NIT Quarterfinals
2013-14	Virginia	30-7 (16-2)	NCAA Sweet 16
2014-15	Virginia	30-4 (16-2)	NCAA Third Round
2015-16	Virginia	29-8 (13-5)	NCAA Elite Eight
2016-17	Virginia	23-11 (11-7)	NCAA 2nd Round
2017-18	Virginia	31-3 (17-1)	NCAA 1st Round
2018-19	Virginia	16-0 (4-0)	
Total	13 seasons	304-119	
Virginia	10 season	235-86	

BENNETT VS. 2018-19 OPPONENTS

Opponent	Career	Virginia
Boston College	9-4	9-4
Butler	1-0	1-0
Clemson	11-3	11-3
Coppin State	1-0	1-0
Dayton	1-0	1-0
Duke	3-9	3-9
Florida State	8-7	8-7
George Washington	2-1	2-1
Georgia Tech	11-2	11-2
Louisville	8-1	8-1
Marshall	1-0	1-0
Maryland	8-4	8-4
Miami	7-6	7-6
Middle Tennessee	1-0	1-0
Morgan State	3-0	3-0
North Carolina	8-8	8-7
NC State	11-2	11-2
Notre Dame	7-1	6-1
Pitt	7-2	7-1
South Carolina	1-0	1-0
Syracuse	5-2	5-2
Towson	2-0	2-0
VCU	3-1	3-1
Virginia Tech	13-6	13-6
Wake Forest	7-4	7-4
William & Mary	3-0	3-0
Wisconsin	3-1	3-1

NATIONAL RANKINGS

ASSOCIATED PRESS (Monday, Jan. 14)

1	Duke (36)	14-1	1558
2	Michigan (9)	17-0	1497
3	Tennessee (13)	14-1	1482
4	Virginia (6)	15-0	1473
5	Gonzaga	16-2	1315
6	Michigan State	15-2	1292
7	Kansas	14-2	1188
8	Texas Tech	15-1	1157
9	Virginia Tech	14-1	1091
10	Nevada	16-1	1015
11	Florida State	13-3	918
12	Kentucky	12-3	790
13	North Carolina	12-4	678
14	Auburn	12-3	669
15	Marquette	14-3	668
16	Buffalo	15-1	625
17	NC State	14-2	586
18	Ole Miss	13-2	501
19	Maryland	14-3	412
20	Oklahoma	13-3	394
21	Houston	16-1	387
22	Villanova	13-4	300
23	Iowa	14-3	172
24	Mississippi State	12-3	154
25	Indiana	12-4	116

Others receiving votes: **Louisville 112**, Nebraska 36, Ohio State 34, **Wisconsin 31**, Iowa State 20, UCF 17, Purdue 16, Kansas State 14, St. John's 12, TCU 12, Murray State 9, Arizona 8, Washington 8, LSU 7, Seton Hall 6, **South Carolina 6**, Temple 5, Minnesota 3, Cincinnati 2, Wofford 2, Hofstra 1, Florida 1

USA TODAY COACHES (Monday, Jan. 14)

1	Virginia (13)	15-0	770
2	Duke (6)	14-1	754
3	Tennessee (7)	14-1	745
4	Michigan (6)	17-0	738
5	Gonzaga	16-2	644
6	Michigan State	15-2	641
7	Virginia Tech	14-1	577
8	Kansas	14-2	572
9	Texas Tech	15-1	564
10	Nevada	16-1	512
11	Florida State	13-3	383
12	Auburn	12-3	381
13	Marquette	14-3	331
14	Kentucky	12-3	323
15	North Carolina	12-4	310
16	NC State	14-2	307
17	Houston	16-1	288
	Buffalo	15-1	288
19	Oklahoma	13-3	216
20	Ole Miss	13-2	192
21	Villanova	13-4	146
22	Maryland	14-3	140
23	Mississippi State	12-3	118
24	Iowa	14-3	108
25	Indiana	12-4	75

Others receiving votes: Ohio State 74, Iowa State 38, **Louisville 27**, UCF 26, TCU 24, Nebraska 21, St. John's 18, Kansas State 14, Arizona 6, Furman 5, Minnesota 5, North Texas 4, Arizona State 4, Washington 3, **Wisconsin 3**, Purdue 3, LSU 2

2018-19 Opponents in Bold

THE ELECTRIC 70s, AWESOME 80s & DIVINE 90s

- Virginia has scored over 70 points in 10 games and is 117-6 when scoring at least 70 points under Tony Bennett.
- UVA scored 100 points against Marshall for the first time under Tony Bennett and added 97 points against Coppin State.
- UVA is 4-0 all-time when scoring 90 or more points under Bennett.
- UVA is 31-1 when scoring 80 or more points under Bennett with its lone loss a 93-81 decision at North Carolina in 2012-13
- Bennett was 4-0 when scoring 80 or more points in three seasons as head coach at Washington State.

HOLDING FOES UNDER 50

- Virginia has held seven opponents (7-0) to fewer than 50 points and is 83-2 when achieving the mark in the Tony Bennett era.
- Bennett-coached teams are 108-3 when holding opponents to fewer than 50 points (25-1 in three years at Washington State).
- UVA is 23-0 under Bennett when limiting foes to 40 or fewer points.

RECORDS WATCH

- Kyle Guy ranks first at UVA and tied for second in ACC history in 3-point shooting accuracy at 43.6 percent.
- Ty Jerome is sixth on UVA's career list at 39.3 percent.
- Guy has drilled 183 of 420 career 3-point attempts and needs three 3-pointers to pass Malcolm Brogdon for eighth on UVA's all-time list.
- Ty Jerome reached 100 career 3-pointers with a pair against Dayton.

THREE CAVALIERS EARN PRESEASON ALL-ACC HONORS

- Kyle Guy joined preseason ACC Player of the Year Luke Maye (North Carolina), RJ Barrett (Duke), Tyus Battle (Syracuse) and Ky Bowman on the All-ACC first team.
- De'Andre Hunter and Ty Jerome were joined on the second team by Zion Williamson (Duke), Justin Robinson (Virginia Tech) and Marquise Reed (Clemson).

WATCH ME NOW

- Ty Jerome (Bob Cousy Award), Kyle Guy (Jerry West Award) and De'Andre Hunter (Julius Erving Award) were named to Naismith Memorial Basketball Hall of Fame preseason award watch lists.
- Guy and Hunter are among 50 players to watch for the 2019 Citizen Naismith Trophy Men's Player of the Year honor and 20 players for the NABA Division I Player of the Year award.
- Hunter was named to the midseason watch lists for the USBWA Oscar Robertson Player of the Year award and Wooden Award.

CAVALIERS IN THE NBA

- Justin Anderson (Atlanta), Malcolm Brogdon (Milwaukee), Joe Harris (Brooklyn) and Mike Scott (Los Angeles) are former Cavaliers who are playing in the NBA this season.
- Brogdon, who earned NBA Rookie of the Year honors for Milwaukee in 2016-17, is in his third season with the Bucks.
- Scott is in his seventh season and Harris is in his fifth NBA season (third with Brooklyn), while Anderson is in his fourth season.
- Dallas head coach Rick Carlisle helped the Cavaliers to their last NCAA Final Four in 1984.

THERE'S NO PLACE LIKE HOME

- Virginia is 175-41 (.810), including a 9-0 mark in 2018-19, in 13 seasons at John Paul Jones Arena.
- UVA is 137-25 (.846), including a 102-10 (.911) mark the past seven seasons, at home under Tony Bennett.
- Virginia is an ACC-leading 51-5 (.911) in league home games over the past six seasons. Duke is second at 49-7 (.875).
- UVA has won 11 or more home games for nine straight seasons.
- UVA has a 17-game nonconference home winning streak
- UVA is 73-6 at home in nonconference action under Bennett.
- The Cavaliers have an 11-game winning streak at JPJ.

WORLD WIDE CAVALIERS

- Virginia and Maine lead the nation with current players from five different continents. In addition to North America, UVA is represented by Africa (Mamadi Diakite), Europe (Francesco Badocchi), South America (Francisco Caffaro) and Australia (Kody Statmann).
- New Zealander Jack Salt gives the Cavaliers five foreign players.

VIRGINIA PICKED 2ND IN THE ACC

- Virginia was picked to finish second in the ACC preseason poll.
- The Cavaliers, who were picked sixth and finished first last season, have finished at or higher than their predicted finish in nine of the last 10 seasons.
- Duke was the preseason favorite, followed by UVA, North Carolina, Syracuse, Virginia Tech, Clemson, Florida State, NC State, Notre Dame, Miami, Louisville, Boston College, Georgia Tech, Wake Forest and Pitt.

50-40-75 CLUB

- Virginia is 34-0 when shooting at least 50 percent from the field, 40 percent from 3-point range and 75 percent from the free throw line in the same game under head coach Tony Bennett.
- UVA is 3-0 this season after achieving the mark against Coppin State (60%, 60%, 80%), Marshall (53.2%, 44.4%, 84.6%) and Virginia Tech (58.5%, 54.2%, 100%).

UVA INKS MORSELL AND SHEDRICK

- Guard Casey Morsell (Fort Washington, Md./St. John's College High School) and forward Kadin Shedrick (Raleigh, N.C./Holly Springs High School) signed NLI's with the Cavaliers.
- The 6-3, 190-pound Morsell averaged 14 points and 4.3 rebounds for St. John's College High School (Washington, D.C.) in 2017-18.
- The 6-11, 200-pound Shedrick averaged 16.2 points and 9.8 for Holly Springs in 2017-18.

ON THE HORIZON

- No. 4 Virginia hosts Wake Forest on Tuesday, Jan. 22. Tipoff is set for 9 p.m. on the Regional Sports Network.

2018-19 UNIVERSITY OF VIRGINIA CAVALIERS

No.	Name	Pos.	Ht.	Wt.	Yr.	Hometown/High School [Previous College]
0	Kihei Clark	Fr.	G	5-9	155	Woodland Hills, Calif./Taft Charter
1	Francesco Badocchi	R-Fr.	F	6-7	205	Milan, Italy/Bishop Miege (Kan.)
2	Braxton Key	Jr.	G	6-8	225	Charlotte, N.C./Oak Hill Academy/Alabama
5	Kyle Guy **	Jr.	G	6-2	175	Indianapolis, Ind./Lawrence Central
10	Jayden Nixon	Fr.	G	6-3	189	Charlottesville, Va./Choate Rosemary Hall (Conn.)
11	Ty Jerome **	Jr.	G	6-5	195	New Rochelle, N.Y./Iona Prep
12	De'Andre Hunter *	R-So.	G	6-7	225	Philadelphia, Pa./Friends' Central School
22	Francisco Caffaro	Fr.	C	7-0	233	El Trebo, Sante Fe, Argentina/NBA Global Academy
23	Kody Statmann	Fr.	G	6-7	187	Bentley Park, Queensland, Australia/St. Augustine's College
24	Marco Anthony *	So.	G	6-4	212	San Antonio, Texas/Holmes
25	Mamadi Diakite **	R-Jr.	F	6-9	228	Conakry, Guinea, Africa/Blue Ridge School (Va.)
30	Jay Huff *	R-So.	F	7-1	232	Durham, N.C./Voyager Academy
33	Jack Salt ***	R-Sr.	C	6-10	250	Auckland, New Zealand/Westlake
45	Austin Katstra *	So.	F	6-6	217	Charlottesville, Va./Albemarle

Head Coach: Tony Bennett (Green Bay '92/10th season)

Associate Head Coach: Jason Williford (Virginia '95/10th season)

Assistant Coaches: Brad Soderberg (UW-Stevens Point '85/4th season), Orlando Vandross (AIC '92/4th season)

Director of Recruiting/Player Development: Kyle Getter (Hanover College '01/1st season)

Director of Scouting/Recruiting: Larry Mangino (Montclair State '83/3rd season)

Director of Player Personnel: Johnny Carpenter (Virginia '13/4th season)

Associate AD for Men's Basketball: Ronnie Wideman (Washington State '06/10th season)

Strength and Conditioning Coach: Mike Curtis (Virginia '98/10th season); **Athletic Trainer:** Ethan Saliba (Kansas '79/36th season)



Official Basketball Box Score -- Game Totals -- Final Statistics

Towson vs Virginia
11/06/18 7:00 pm at**Towson 42 • 0-1**

#	Player		Total		3-Ptr		Rebounds			PF	TP					Min
			FG-FGA	FG-FGA	FT-FTA	Off	Def	Tot	A			TO	Blk	Stl		
20	Nakye Sanders	f	0-2	0-0	3-6	0	3	3	3	3	0	4	0	0	24	
44	Alex Thomas	f	0-2	0-1	3-4	1	2	3	4	3	0	1	0	0	26	
00	Tobias Howard	c	3-7	3-6	1-2	0	1	1	2	10	0	3	0	0	31	
23	Brian Fobbs	g	4-12	1-5	0-2	2	4	6	0	9	0	1	0	0	31	
25	Nicolas Timberlake	g	2-6	0-2	2-5	1	2	3	2	6	0	2	0	3	26	
03	Allen Betrand		0-2	0-0	0-0	0	1	1	1	0	0	0	0	0	15	
05	Jakigh Dottin		1-3	0-0	3-6	0	2	2	0	5	0	1	0	0	15	
10	Yagizhan Selcuk		0-2	0-0	0-0	1	1	2	0	0	0	0	0	0	4	
11	Dennis Tunstall		3-4	0-0	0-0	5	1	6	4	6	0	1	0	0	15	
13	Quinton Drayton		0-0	0-0	0-0	1	0	1	1	0	0	1	0	0	3	
22	Solomon Uyaelunmo		0-0	0-0	0-2	0	3	3	1	0	0	0	0	0	12	
32	Chris Caliguiran		0-1	0-0	0-0	0	0	0	0	0	0	0	0	0	1	
Team						1	0	1								
Totals			13-41	4-14	12-27	12	20	32	18	42	0	14	0	3	203	
FG % 1st Half: 6-21			28.6%	2nd half: 7-20	35.0%	Game: 13-41			31.7%	Deadball						
3FG % 1st Half: 2-6			33.3%	2nd half: 2-8	25.0%	Game: 4-14			28.6%	Rebounds						
FT % 1st Half: 5-12			41.7%	2nd half: 7-15	46.7%	Game: 12-27			44.4%	6						

Virginia 73 • 1-0

#	Player		Total		3-Ptr	Rebounds					PF	TP	A TO Blk Stl				Min
			FG-FGA	FG-FGA	FT-FTA	Off	Def	Tot									
33	Jack Salt	c	1-1	0-0	1-2	2	1	3	3	3	0	2	1	0	15		
02	Braxton Key	g	3-8	1-3	0-0	4	5	9	2	7	1	0	1	1	29		
05	Kyle Guy	g	2-6	1-5	3-4	0	2	2	0	8	3	0	0	0	31		
11	Ty Jerome	g	6-10	6-9	2-2	0	3	3	1	20	4	2	0	3	29		
12	De'Andre Hunter	g	5-12	0-1	3-5	4	6	10	3	13	1	0	0	1	26		
00	Kiheil Clark		2-4	0-2	0-0	0	1	1	3	4	6	1	0	1	25		
01	Grant Kersey		0-0	0-0	0-0	0	0	0	0	0	0	0	0	0	1		
10	Jayden Nixon		0-0	0-0	1-2	0	0	0	0	1	0	0	0	0	4		
23	Kody Stattmann		0-2	0-2	0-0	0	0	0	1	0	1	0	0	0	4		
24	Marco Anthony		2-3	1-1	0-1	0	1	1	2	5	1	0	0	0	9		
25	Mamadi Diakite		1-3	0-2	0-0	0	2	2	3	2	1	0	0	0	17		
30	Jay Huff		3-4	1-1	1-2	1	0	1	1	8	0	0	0	0	8		
45	Austin Katstra		1-1	0-0	0-0	0	2	2	0	2	1	0	1	0	3		
Team						0	1	1									
Totals			26-54	10-26	11-18	11	24	35	19	73	19	5	3	6	201		
FG % 1st Half: 10-27			37.0%	2nd half: 16-27	59.3%	Game: 26-54			48.1%	Deadball							
3FG % 1st Half: 4-14			28.6%	2nd half: 6-12	50.0%	Game: 10-26			38.5%	Rebounds							
FT % 1st Half: 4-7			57.1%	2nd half: 7-11	63.6%	Game: 11-18			61.1%	4,1							

Officials:
Technical fouls: Towson-None, Virginia-None.
Attendance: 13807
2018-19 Men's Basketball, Round: 0, Towson vs Virginia, Played at .

Score by periods	1st	2nd	Total
Towson	19	23	42
Virginia	28	45	73



Official Basketball Box Score -- Game Totals -- Final Statistics

Coppin St. vs Virginia
11/16/18 7:00 pm at**Coppin St. 40 • 0-4**

#	Player		Total		3-Ptr		Rebounds			PF	TP	A TO Blk Stl				Min
			FG-FGA	FG-FGA	FT-FTA	Off	Def	Tot								
01	Chad Andrews-Fulton	f	2-5	1-2	0-0	1	3	4	3	5	4	3	0	0	21	
05	Cedric Council	f	1-3	0-1	0-0	1	2	3	3	2	1	1	0	0	24	
00	Ibn Williams	g	2-9	2-4	0-0	0	2	2	1	6	0	4	0	0	33	
13	DeJuan Clayton		2-6	0-2	0-0	0	1	1	3	4	1	1	0	0	26	
22	Lamar Morgan	g	2-8	2-8	0-0	0	3	3	2	6	0	1	0	0	28	
03	Giir Ring		1-2	0-1	0-0	0	0	0	0	2	0	0	0	0	3	
04	Nigel Marshall		2-8	0-2	0-0	0	1	1	1	4	2	1	0	0	23	
11	Justin Steers		1-2	0-0	0-0	1	1	2	1	2	1	0	0	0	7	
21	Lucian Brownlee		1-2	1-2	0-0	0	1	1	0	3	1	0	0	0	7	
23	Kent Auslander		1-3	0-2	0-0	0	2	2	1	2	0	2	0	0	17	
25	Brendan Medley-Bacon		2-4	0-0	0-0	1	3	4	4	4	0	1	0	0	12	
Team						1	1	2								
Totals			17-52	6-24	0-0	5	20	25	19	40	10	16	0	0	201	
FG % 1st Half: 7-27			25.9%	2nd half: 10-25	40.0%	Game: 17-52		32.7%	Deadball							
3FG % 1st Half: 3-12			25.0%	2nd half: 3-12	25.0%	Game: 6-24		25.0%	Rebounds							
FT % 1st Half: 0-0			0.0%	2nd half: 0-0	0.0%	Game: 0-0		0.0%	0							

Virginia 97 • 3-0

#	Player		Total		3-Ptr		Rebounds			PF	TP	A TO Blk Stl				Min
			FG-FGA	FG-FGA	FT-FTA	Off	Def	Tot								
25	Mamadi Diakite	f	7-9	2-2	2-2	1	2	3	2	18	1	2	2	0	22	
02	Braxton Key	g	2-4	1-2	2-2	1	6	7	1	7	1	0	2	0	26	
05	Kyle Guy	g	3-5	1-1	0-0	1	5	6	0	7	5	0	0	1	28	
11	Ty Jerome	g	4-6	1-2	2-3	0	4	4	1	11	6	1	0	2	25	
12	De'Andre Hunter	g	7-9	4-4	2-3	0	1	1	2	20	3	1	0	3	16	
00	Kiheil Clark		3-8	3-7	0-0	0	2	2	0	9	2	0	0	0	22	
01	Grant Kersey		1-1	1-1	0-0	0	0	0	0	3	0	0	0	0	4	
10	Jayden Nixon		1-4	0-1	0-0	0	3	3	1	2	0	0	1	1	7	
23	Kody Statmann		1-2	0-1	4-4	1	1	2	0	6	1	0	0	1	10	
24	Marco Anthony		1-3	0-1	0-0	0	2	2	0	2	4	0	0	0	17	
30	Jay Huff		4-5	1-1	0-1	1	3	4	1	9	0	0	0	0	16	
45	Austin Katstra		1-2	1-2	0-0	0	0	0	0	3	1	0	0	0	7	
Team						0	1	1								
Totals				35-58	15-25	12-15	5	30	35	8	97	24	4	5	8	200
FG % 1st Half: 17-28			60.7%	2nd half: 18-30	60.0%	Game: 35-58			60.3%	Deadball						
3FG % 1st Half: 6-13			46.2%	2nd half: 9-12	75.0%	Game: 15-25			60.0%	Rebounds						
FT % 1st Half: 5-7			71.4%	2nd half: 7-8	87.5%	Game: 12-15			80.0%	1						

Officials: Chance Moore, Patrick Harwood, Brian Dorsey
Technical fouls: Coppin St.-None, Virginia-None.
Attendance: 13971
2018-19 Men's Basketball, Round: 0, Coppin St. vs Virginia, Played at .

Score by periods	1st	2nd	Total
Coppin St.	17	23	40
Virginia	45	52	97



Official Basketball Box Score -- Game Totals -- Final Statistics

George Washington vs Virginia
11/11/18 2:00 pm at**George Washington 57 • 0-3**

#	Player		Total		3-Ptr		Rebounds			PF	TP	A TO Blk Stl				Min
			FG-FGA	FG-FGA	FT-FTA	Off	Def	Tot								
11	Arnaldo Toro	f	1-4	0-0	3-3	2	6	8	2	5	2	1	1	2	26	
00	Justin Mazzulla	g	1-5	0-2	1-2	0	2	2	2	3	0	2	0	0	31	
01	Terry Nolan Jr.	g	3-5	2-4	5-7	0	0	0	3	13	0	2	0	1	27	
02	Armel Potter	g	1-7	1-2	0-0	1	2	3	3	3	3	2	0	1	29	
13	D.J. Williams	g	6-10	1-3	4-5	0	5	5	1	17	1	2	0	0	29	
04	Justin Williams		0-0	0-0	0-2	0	1	1	1	0	0	1	1	0	4	
05	Adam Mitola		0-1	0-1	0-0	0	0	0	0	0	0	0	0	0	4	
12	Shandon Brown		0-1	0-1	0-2	0	2	2	3	0	0	0	0	0	11	
14	Maceo Jack		3-7	2-5	0-0	1	0	1	1	8	1	1	0	0	15	
15	Mezie Offurum		0-1	0-0	2-2	0	1	1	1	2	1	0	0	0	11	
32	Javier Lanqarica		2-3	0-0	0-0	0	0	0	1	4	0	0	0	0	4	
35	Marcus Littles		1-1	0-0	0-0	1	0	1	3	2	0	4	0	0	9	
Team						1	0	1								
Totals			18-45	6-18	15-23	6	19	25	21	57	8	16	2	4	200	
FG % 1st Half: 5-22			22.7%	2nd half: 13-23	56.5%	Game: 18-45			40.0%	Deadball						
3FG % 1st Half: 1-9			11.1%	2nd half: 5-9	55.6%	Game: 6-18			33.3%	Rebounds						
FT % 1st Half: 6-10			60.0%	2nd half: 9-13	69.2%	Game: 15-23			65.2%	3,3						

Official Basketball Box Score -- Game Totals -- Final Statistics
Virginia vs Dayton
 11/22/18 4:00 PM at Imperial Arena, Paradise Island, Bahamas

Virginia 66 • 5-0

#	Player	Total		3-Ptr		Rebounds			PF	TP	A	TO	Blk	Stl	Min
		FG-FGA	FG-FGA	FT-FTA	FT-FTA	Off	Def	Tot							
25	Diakite,Mamadi	f	0-2	0-0	0-0	1	0	1	3	0	0	0	0	0	8
02	Key,Braxton	g	1-6	0-3	1-2	1	5	6	2	3	2	0	0	4	33
05	Guy,Kyle	g	5-11	2-6	2-2	2	1	3	0	14	1	1	0	0	38
11	Jerome,Ty	g	3-10	2-6	7-10	1	0	1	2	15	2	1	0	1	27
12	Hunter,De'Andre	g	8-11	1-2	6-6	5	1	6	2	23	1	2	0	1	39
00	Clark,Kihe		3-7	2-3	1-2	1	4	5	1	9	2	3	0	0	30
30	Huff,Jay		0-0	0-0	0-0	0	1	1	0	0	0	1	0	0	5
33	Salt,Jack		1-2	0-0	0-0	1	3	4	4	2	0	1	0	0	20
Team						2	1	3							
Totals			21-49	7-20	17-22	14	16	30	14	66	8	9	0	6	200
FG % 1st Half: 10-27		37.0%	2nd half: 11-22		50.0%	Game: 21-49		42.9%	Deadball						
3FG % 1st Half: 3-10		30.0%	2nd half: 4-10		40.0%	Game: 7-20		35.0%	Rebounds						
FT % 1st Half: 4-4		100.0	2nd half: 13-18		72.2%	Game: 17-22		77.3%	1						

Dayton 59 • 4-1

#	Player	Total		3-Ptr		Rebounds			PF	TP	A	TO	Blk	Stl	Min
		FG-FGA	FG-FGA	FT-FTA	FT-FTA	Off	Def	Tot							
00	Cunningham, Josh	f	6-8	0-0	3-5	2	3	5	2	15	0	5	0	1	32
33	Mikesell, Ryan	f	1-2	0-1	0-0	1	5	6	2	2	0	2	0	0	19
03	Landers, Trey	g	4-10	0-3	1-2	4	1	5	3	9	3	2	1	3	35
04	Davis, Jordan	g	2-6	1-3	0-0	0	2	2	4	5	1	2	0	0	32
10	Crutcher, Jalen	g	4-9	3-6	0-1	0	2	2	3	11	7	1	0	1	37
01	Toppin, Obi		6-7	1-1	0-0	1	3	4	2	13	1	0	1	0	26
31	Matos, Jhery		1-1	0-0	0-0	0	0	0	4	2	0	0	0	1	13
35	Cohill, Dwayne		1-3	0-0	0-0	1	2	3	1	2	0	0	0	0	6
Team						0	0	0							
Totals			25-46	5-14	4-8	9	18	27	21	59	12	14	2	6	200
FG % 1st Half: 9-17		52.9%	2nd half: 16-29		55.2%	Game: 25-46		54.3%	Deadball						
3FG % 1st Half: 1-4		25.0%	2nd half: 4-10		40.0%	Game: 5-14		35.7%	Rebounds						
FT % 1st Half: 3-7		42.9%	2nd half: 1-1		100.0	Game: 4-8		50.0%	0						

Officials: Gary Maxwell, Tony Padilla, Raymie Styons
 Technical fouls: Virginia-None. Dayton-None.
 Attendance: 2258
 2018 Bad Boy Mowers Battle 4 Atlantis - Game 6

Score by periods	1st	2nd	Total
Virginia	27	39	66
Dayton	22	37	59

Points	In	Off	2nd	Fast	Bench
VA	22	15	20	0	11
UD	36	9	16	2	17

Last FG - VA 2nd-00:55, UD 2nd-00:17.
 Largest lead - VA by 9 2nd-14:31, UD by 7 1st-15:33.
 VA led for 25:34. UD led for 11:43. Game was tied for 02:43.

Score tied - 1 time.
 Lead changed - 1 time.

Official Basketball Box Score -- Game Totals -- Final Statistics
Virginia St. vs Maryland
 11/28/18 7:15 pm at

Virginia 76 • 7-0

#	Player	Total		3-Ptr		Rebounds			PF	TP	A	TO	Blk	Stl	Min
		FG-FGA	FG-FGA	FT-FTA	FT-FTA	Off	Def	Tot							
33	Jack Salt	c	6-7	0-0	0-1	3	4	7	3	12	1	0	1	1	34
00	Kihe Clark	g	1-4	0-2	2-4	1	1	2	3	4	4	0	0	2	35
05	Kyle Guy	g	6-14	5-9	1-1	0	3	3	1	18	3	0	0	1	38
11	Ty Jerome	g	6-14	3-7	2-3	2	1	3	2	17	1	1	0	1	31
12	De'Andre Hunter	g	6-13	1-3	2-2	3	2	5	3	15	4	0	1	0	35
02	Braxton Key		3-4	1-1	3-4	0	1	1	3	10	0	0	0	2	11
24	Marco Anthony		0-1	0-0	0-0	0	1	1	0	0	1	0	0	0	6
25	Mamadi Diakite		0-2	0-0	0-0	0	1	1	4	0	1	1	0	0	10
Team						0	0	0							
Totals			28-59	10-22	10-15	9	14	23	19	76	15	2	2	7	200
FG % 1st Half: 15-30		50.0%	2nd half: 13-29		44.8%	Game: 28-59		47.5%	Deadball						
3FG % 1st Half: 8-16		50.0%	2nd half: 2-6		33.3%	Game: 10-22		45.5%	Rebounds						
FT % 1st Half: 1-1		100.0	2nd half: 9-14		64.3%	Game: 10-15		66.7%	2,1						

Maryland 71 • 6-1

#	Player	Total		3-Ptr		Rebounds			PF	TP	A	TO	Blk	Stl	Min
		FG-FGA	FG-FGA	FT-FTA	FT-FTA	Off	Def	Tot							
23	Bruno Fernando	f	6-8	0-0	2-2	4	7	11	1	14	2	3	2	0	32
25	Jalen Smith	f	3-6	0-2	0-1	1	4	5	1	6	3	0	0	0	27
01	Anthony Cowan	g	5-12	1-4	4-6	1	0	1	5	15	4	4	0	0	36
05	Eric Ayala	g	4-7	3-4	2-3	0	4	4	1	13	2	3	0	0	35
11	Darryl Morsell	g	3-7	0-2	2-4	0	4	4	3	8	1	2	0	0	34
02	Aaron Wiggins		5-8	3-5	0-0	2	2	4	4	13	0	0	0	0	24
10	Serrel Smith Jr.		1-1	0-0	0-0	0	0	0	1	2	0	1	0	0	8
13	Ivan Bender		0-0	0-0	0-0	0	1	1	0	0	0	0	0	0	2
14	Ricky Lindo Jr.		0-1	0-0	0-0	0	0	0	0	0	0	0	0	0	2
Team						2	3	5							
Totals			27-50	7-17	10-16	10	25	35	16	71	12	14	2	0	200
FG % 1st Half: 14-29		48.3%	2nd half: 13-21		61.9%	Game: 27-50		54.0%	Deadball						
3FG % 1st Half: 1-6		16.7%	2nd half: 6-11		54.5%	Game: 7-17		41.2%	Rebounds						
FT % 1st Half: 1-1		100.0	2nd half: 9-15		60.0%	Game: 10-16		62.5%	4						

Officials: Kelly Pfiefer,Keith Kimble,Terry Ogelsby
 Technical fouls: Virginia-None. Maryland-None.
 Attendance: 17950
 2018-19 Men's Basketball. Round: 0. Maryland vs Virginia. Played at .

Score by periods	1st	2nd	Total
Virginia	39	37	76
Maryland	30	41	71

Official Basketball Box Score -- Game Totals -- Final Statistics
Virginia vs Wisconsin
 11/23/18 2:00 PM at Imperial Arena, Paradise Island, Bahamas

Virginia 53 • 6-0

#	Player	Total		3-Ptr		Rebounds			PF	TP	A	TO	Blk	Stl	Min
		FG-FGA	FG-FGA	FT-FTA	FT-FTA	Off	Def	Tot							
33	Salt,Jack	c	1-4	0-0	0-0	4	1	5	4	2	0	1	1	1	26
00	Clark,Kihe	g	1-3	1-1	2-2	0	5	5	0	5	2	0	0	3	37
05	Guy,Kyle	g	3-10	2-6	1-2	0	3	3	1	9	3	2	0	0	34
11	Jerome,Ty	g	5-17	1-6	0-0	1	3	4	3	11	5	0	0	3	38
12	Hunter,De'Andre	g	8-14	0-3	4-6	1	8	9	0	20	0	1	1	0	36
02	Key,Braxton		0-4	0-1	0-0	0	0	0	1	0	0	0	0	1	12
25	Diakite,Mamadi		2-2	0-0	2-2	0	2	2	0	6	0	1	0	1	17
Team						1	2	3							
Totals			20-54	4-17	9-12	7	24	31	9	53	10	5	2	9	200
FG % 1st Half: 13-27		48.1%	2nd half: 7-27		25.9%	Game: 20-54		37.0%	Deadball						
3FG % 1st Half: 3-8		37.5%	2nd half: 1-9		11.1%	Game: 4-17		23.5%	Rebounds						
FT % 1st Half: 4-4		100.0	2nd half: 5-8		62.5%	Game: 9-12		75.0%	1						

Wisconsin 46 • 5-1

#	Player	Total		3-Ptr		Rebounds					PF	TP	A	TO	Blk	Stl	Min
		FG-FGA	FG-FGA	FT-FTA	FG-FGA	FT-FTA	Off	Def	Tot								
22	Happ, Ethan	f	11-19	0-0	0-0	1	14	15	3	22	6	6	4	0	0	36	
35	Reuvers, Nate	f	1-3	0-1	0-0	1	2	3	2	22	3	1	1	0	0	30	
00	Trice, D'Mitrik	g	2-9	0-2	1-2	0	4	4	1	5	1	3	0	0	0	37	
21	Iverson, Khalil	g	3-3	0-0	1-1	1	5	6	0	7	2	0	0	0	1	31	
34	Davison, Brad	g	2-8	1-4	0-0	1	1	2	4	5	0	0	0	0	2	27	
01	Pritzl, Brevin		0-1	0-1	0-0	0	1	1	0	0	1	0	0	0	0	4	
02	Ford, Aleem		0-1	0-1	0-0	0	0	0	0	0	0	0	0	0	0	3	
12	Anderson, Trevor		0-0	0-0	0-0	0	0	0	0	0	0	0	0	0	0	3	
15	Thomas, Charles		0-0	0-0	0-0	0	0	0	0	0	0	0	0	0	0	2	
23	King, Kobe		2-4	1-2	0-0	0	0	0	1	5	0	1	0	1	1	27	
	Team					0	2	2						2			
Totals			21-48	2-11	2-3	4	29	33	11	46	13	13	5	4	200		
FG % 1st Half: 9-25 36.0% 2nd half: 12-23 52.2% Game: 21-48 43.8% Deadball																	
3FG % 1st Half: 0-5 0.0% 2nd half: 2-6 33.3% Game: 2-11 18.2% Rebounds																	
FT % 1st Half: 0-0 0.0% 2nd half: 2-3 66.7% Game: 2-3 66.7% 0																	



Official Basketball Box Score -- Game Totals -- Final Statistics

VCU vs Virginia
12/09/18 1:30 pm at

VCU 49 • 7-3

#	Player	Total		3-Ptr		Rebounds			PF	TP	A	TO	Blk	Stl	Min
		FG-FGA	FG-FGA	FT-FTA	Off	Def	Tot								
04	Corey Douglas	f	2-3	0-1	0-0	1	0	1	4	4	0	1	2	0	17
14	Marcus Santos-Silva	f	3-7	0-0	2-3	6	4	10	4	8	0	1	0	0	25
23	Issac Vann	f	4-10	0-3	2-3	1	2	3	1	10	3	1	0	0	34
00	De'Riante Jenkins	g	3-14	2-10	0-0	2	3	5	1	8	0	1	0	1	24
02	Marcus Evans	g	1-10	1-6	0-0	0	1	1	4	3	1	3	0	0	27
01	Mike'L Simms		1-5	1-3	0-0	0	1	1	1	3	0	0	0	0	15
05	Sean Mobley		1-5	0-2	1-1	0	3	3	0	3	1	0	0	0	18
10	Vince Williams		2-4	1-1	2-4	2	1	3	2	7	0	1	1	1	15
13	Malik Crowfield		0-1	0-1	0-0	0	3	3	0	0	2	0	0	0	15
22	Michael Gilmore		1-2	1-2	0-0	0	1	1	3	3	0	0	0	0	5
24	P.J. Byrd		0-0	0-0	0-0	0	0	0	1	0	0	0	0	0	5
Team						3	0	3			1				
Totals			18-61	6-29	7-11	15	19	34	21	49	7	8	4	2	200

FG % 1st Half: 10-27 37.0% 2nd half: 8-34 23.5% Game: 18-61 29.5% Deadball Rebounds 4
 3FG % 1st Half: 3-11 27.3% 2nd half: 3-18 16.7% Game: 6-29 20.7%
 FT % 1st Half: 1-3 33.3% 2nd half: 6-8 75.0% Game: 7-11 63.6%

Virginia 57 • 9-0

#	Player	Total		3-Ptr		Rebounds			PF	TP	A	TO	Blk	Stl	Min
		FG-FGA	FG-FGA	FT-FTA	Off	Def	Tot								
33	Jack Salt	c	0-1	0-0	1-3	3	4	7	2	1	0	2	1	0	20
00	Kihei Clark	g	1-5	0-1	7-7	0	2	2	3	9	4	3	0	2	33
05	Kyle Guy	g	4-13	1-5	6-7	3	3	6	2	15	1	1	0	0	37
11	Ty Jerome	g	4-13	3-9	3-4	0	8	8	1	14	3	1	0	2	37
12	De'Andre Hunter	g	1-6	0-1	7-7	2	2	4	5	9	0	2	0	0	35
02	Braxton Key		1-2	1-2	0-0	1	3	4	3	3	1	2	0	0	12
24	Marco Anthony		0-0	0-0	0-0	0	0	0	0	0	0	0	0	0	2
25	Mamadi Diakite		2-4	0-0	2-2	3	3	5	1	6	0	1	1	0	22
30	Jay Huff		0-0	0-0	0-0	0	0	0	1	0	0	0	0	0	2
Team						1	1	2							
Totals			13-44	5-18	26-30	12	26	38	18	57	9	12	2	4	200

FG % 1st Half: 8-23 34.8% 2nd half: 5-21 23.8% Game: 13-44 29.5% Deadball Rebounds 4,2
 3FG % 1st Half: 3-10 30.0% 2nd half: 2-8 25.0% Game: 5-18 27.8%
 FT % 1st Half: 10-12 83.3% 2nd half: 16-18 88.9% Game: 26-30 86.7%

Officials: Pat Driscoll, Tony Henderson, Lee Cassell
 Technical fouls: VCU-None. Virginia-None.
 Attendance: 13648
 2018-19 Men's Basketball. Round: 0. VCU vs Virginia. Played at .

Score by periods	1st	2nd	Total
VCU	24	25	49
Virginia	29	28	57



Official Basketball Box Score -- Game Totals -- Final Statistics

Virginia vs South Carolina

12/19/18 7:01 p.m.ET at Columbia, S.C. (Colonial Life Arena)

Virginia 69 • 10-0

#	Player	Total		3-Ptr		Rebounds			PF	TP	A	TO	Blk	Stl	Min
		FG-FGA	FG-FGA	FT-FTA	Off	Def	Tot								
25	DIAKITE, Mamadi	f	5-6	0-0	0-1	1	4	5	4	10	1	1	1	2	22
33	SALT, Jack	c	1-3	0-0	2-4	2	7	9	3	4	2	0	1	1	33
05	GUY, Kyle	g	6-14	5-11	1-1	1	0	1	1	18	0	2	0	0	37
11	JEROME, Ty	g	9-15	3-8	4-4	1	5	6	1	25	7	2	0	0	36
12	HUNTER, De'Andre	g	2-10	0-2	1-1	1	2	3	3	5	3	0	0	1	23
00	CLARK, Kihei		1-4	0-1	0-0	0	0	0	1	2	2	0	0	0	24
02	KEY, Braxton		2-6	0-2	1-2	3	4	7	2	5	0	0	0	2	23
24	ANTHONY, Marco		0-1	0-0	0-0	0	0	0	0	0	0	0	0	0	2
Team						1	1	2							
Totals			26-59	8-24	9-13	10	23	33	15	69	15	5	2	6	200

FG % 1st Half: 12-31 38.7% 2nd half: 14-28 50.0% Game: 26-59 44.1% Deadball Rebounds 1,2
 3FG % 1st Half: 4-12 33.3% 2nd half: 4-12 33.3% Game: 8-24 33.3%
 FT % 1st Half: 5-6 83.3% 2nd half: 4-7 57.1% Game: 9-13 69.2%

South Carolina 52 • 4-6

#	Player	Total		3-Ptr		Rebounds			PF	TP	A	TO	Blk	Stl	Min
		FG-FGA	FG-FGA	FT-FTA	Off	Def	Tot								
13	HAASE, Felipe	f	1-2	1-1	0-0	0	5	5	1	3	0	1	0	0	28
24	BRYANT, Keyshawn	f	3-6	0-1	0-0	0	2	2	2	6	0	1	2	0	16
30	SILVA, Chris	f	4-12	0-2	3-5	2	4	6	4	11	0	4	2	2	30
00	LAWSON, A.J.	g	1-5	1-3	4-4	2	3	5	1	7	3	3	0	2	35
04	CAMPBELL, Tre	g	0-2	0-2	2-2	0	0	0	0	2	2	0	0	0	16
02	GRAVETT, Hassani		5-14	0-4	0-0	3	1	4	2	10	2	2	0	0	32
20	FRINK, Alanzo		4-8	1-2	0-2	3	5	8	3	9	2	1	0	0	23
23	HINSON, Evan		2-6	0-3	0-0	1	4	5	2	4	0	0	0	0	20
Team						1	1	2							
Totals			20-55	3-18	9-13	12	25	37	15	52	9	12	4	4	200

FG % 1st Half: 11-31 35.5% 2nd half: 9-24 37.5% Game: 20-55 36.4% Deadball Rebounds 2,1
 3FG % 1st Half: 2-13 15.4% 2nd half: 1-5 20.0% Game: 3-18 16.7%
 FT % 1st Half: 2-2 100.0% 2nd half: 7-11 63.6% Game: 9-13 69.2%

Officials: Doug Shows, Joe Lindsey, Pat Driscoll
 Technical fouls: Virginia-None. South Carolina-None.
 Attendance: 12291

Score by periods	1st	2nd	Total
Virginia	33	36	69
South Carolina	26	26	52

	In	Off	2nd	Fast
Points	Paint	T/O	Chance	Break
VA	26	14	7	2
SC	28	4	14	8
				23

Last FG - VA 2nd-02:36, SC 2nd-01:43.
 Largest lead - VA by 19 2nd-01:57, SC None.
 VA led for 39:32. SC led for 00:00. Game was tied for 00:19.

Score tied - 0 times.
 Lead changed - 0 times.

Official Basketball Box Score - Final
William & Mary vs Virginia
12/22/18Game Time: 2:00 PM
Game Duration: 1:57

William & Mary - 40 • 4-8

#	Player	Total		3-Ptr		Rebounds			PF	TP	A	TO	Blk	Stl	Min
		FG-FGA	FG-FGA	FT-FTA	Off	Def	Tot								
22	Nathan Knight	F	9-17	0-1	4-6	2	3	5	5	22	0	1	2	0	31:35
12	Paul Rowley	F	1-8	0-5	0-0	0	2	2	1	0	0	0	0	0	24:34
23	Justin Pierce	F	1-6	1-4	0-0	0	4	4	2	3	0	1	0	1	24:34
2	Matt Milon	G	0-3	0-3	2-2	0	0	0	2	2	1	2	0	1	18:56
12	Luke Loewe	G	1-1	0-0	0-2	1	0	1	1	2	1	0	0	0	26:06
11	L.J. Owens		1-3	0-0	0-3	1	3	4	3	2	0	0	0	0	23:48
21	Quinn Blair		0-1	0-1	0-0	0	0	0	1	0	0	0	0	0	05:57
0	Jihar Williams		0-0	0-0	0-0	0	0	0	0	0	0	0	0	0	02:56
1	Thornton Scott		0-2	0-2	0-0	0	3	3	1	0	0	1	0	0	13:54
15	Chase Audige		3-7	1-4	0-0	2	1	3	1	7	1	2	1	2	27:40
30	Mehkel Harvey		0-0	0-0	0-3	0	0	0	0	0	0	0	0	0	02:04
24	Austin Washburn		0-0	0-0	0-0	1	0	1	0	0	0	0	0	0	00:52
33	Chris Clark		0-1	0-0	0-0	0	0	0	0	0	0	0	0	0	00:52
Team						0	1	1							
Totals			16-49	2-20	6-16	7	17	24	17	40	3	7	3	4	200:00

FG % 1st: 8-24 33.3% 2nd: 8-25 32.0% Game: 16-49 32.7% Deadball Rebounds 3,0
 3PT % 1st: 1-10 10.0% 2nd: 1-10 10.0% Game: 2-20 10.0%
 FT % 1st: 6-10 60.0% 2nd: 0-6 0.0% Game: 6-16 37.5%

Virginia - 72 • 11-0

#	Player		Total	3-Ptr	FT-FTA	Rebounds	PF	TP	A	TO	Blk	Stl	Min
			FG/FGA			Off Def Tot							
25	Mamadi Diakite	F	3-5	0-0	0-0	0 6 6	2	6	2	0	1	0	24:14
33	Jack Salt	C	3-5	0-0	0-0	2 0 2	4	6	0	2	0	0	14:56
5	Kyle Guy	G	5-8	2-5	4-4	1 6 7	3	16	1	2	0	0	30:54
11	Ty Jerome	G	3-9	1-2	1-2	0 9 9	2	8	4	1	0	2	28:32
12	De'Andre Hunter	G	4-8	1-1	9-10	1 3 4	1	18	3	0	0	2	31:02
0	Kihei Clark		0-3	0-1	2-2	0 1 1	2	2	1	0	0	0	26:58
2	Braxton Key		3-3	0-0	3-3	2 2 4	0	9	0	0	0	0	18:01
10	Jayden Nixon		1-1	0-0	0-0	1 2 3	0	2	0	0	0	0	03:35
23	Kody Statmann		1-3	0-2	0-0	0 1 1	0	2	0	0	0	0	03:35
24	Marco Anthony		0-1	0-0	0-0	0 0 0	1	0	1	1	0	0	07:15
30	Jay Huff		1-2	1-1	0-0	0 1 1	1	3	0	1	0	0	04:47
1	Francesco Badocchi		0-1	0-0	0-0	1 1 2	1	0	0	0	0	0	02:56
13	Grant Kersey		0-0	0-0	0-0	0 0 0	0	0	0	0	0	0	01:18
45	Austin Katstra		0-1	0-1	0-0	1 0 1	0	0	0	0	0	0	01:57
Totals			24-50	5-13	19-21	9 33 42	17	72	12	7	1	4	200:00
FG %			1st: 13/25 52.0%	2nd: 11/25 44.0%	Game: 24/50 48.0%							DeadBall	
3PT %			1st: 3/9 50.0%	2nd: 2/7 28.6%	Game: 5/13 38.5%							Rebounds	
FT %			1st: 5/6 100.0%	2nd: 14/16 87.5%	Game: 19/21 90.5%								



Official Basketball Box Score -- Game Totals -- Final Statistics

Florida St. vs Virginia
01/05/19 3:00 pm at

Florida St. 52 • 12-2

##	Player	Total		3-Ptr		Rebounds			PF	TP	A TO Blk Stl				Min
		FG-FGA	FG-FGA	FT-FTA	Off Def Tot	PF	TP	A TO Blk Stl							
00	Phil Cofer	f	3-8	2-6	1-3	1	3	4	2	9	1	0	0	0	25
21	Christ Koumadje	c	1-2	0-0	0-2	1	1	2	2	2	0	0	1	0	14
03	Trent Forrest	g	0-2	0-0	1-2	0	4	4	1	1	2	0	1	0	27
05	PJ Savoy	g	3-5	2-4	0-0	0	1	1	2	8	0	2	0	5	12
23	M.J. Walker	g	1-4	1-3	4-4	0	1	1	1	7	2	3	1	0	26
01	RaiQuan Gray		1-5	0-3	0-0	1	3	4	2	2	0	2	0	0	15
11	David Nichols		2-5	0-2	1-1	0	1	1	2	5	1	2	0	2	20
13	Anthony Polite		1-2	1-2	2-2	0	2	2	0	5	0	1	0	0	15
14	Terance Mann		0-3	0-1	0-0	0	2	2	3	0	0	1	1	1	18
24	Devin Vassell		1-1	0-0	4-6	0	0	0	0	6	1	0	0	0	5
25	Mfiondu Kabengele		2-7	0-2	1-4	2	5	7	4	5	0	2	2	0	19
31	Wyatt Wilkes		0-0	0-0	2-3	0	0	0	0	2	1	0	0	1	2
35	Harrison Prieto		0-0	0-0	0-0	1	0	1	0	0	0	0	0	0	2
Team					2	1	3				2				
Totals			15-44	6-23	16-27	8	24	32	19	52	8	15	6	9	200
FG % 1st Half: 6-19		31.6%	2nd half: 9-25		36.0%	Game: 15-44		34.1%	Deadball Rebounds						
3FG % 1st Half: 3-12		25.0%	2nd half: 3-11		27.3%	Game: 6-23		26.1%							
FT % 1st Half: 8-15		53.3%	2nd half: 8-12		66.7%	Game: 16-27		59.3%							

Virginia 65 • 13-0

##	Player	Total		3-Ptr		Rebounds			PF	TP	A TO Blk Stl				Min
		FG-FGA	FG-FGA	FT-FTA	Off Def Tot	PF	TP	A TO Blk Stl							
25	Mamadi Diakite	f	2-6	0-0	2-3	1	3	4	2	6	0	1	1	1	25
33	Jack Salt	c	0-2	0-0	2-2	2	3	5	2	2	1	0	0	0	22
05	Kyle Guy	g	7-11	5-6	2-2	0	5	5	1	21	3	1	0	1	33
11	Ty Jerome	g	2-11	0-4	2-2	1	3	4	0	6	6	1	0	0	30
12	De'Andre Hunter	g	2-8	0-1	2-2	1	5	6	3	6	1	0	0	0	27
00	Kihei Clark		0-2	0-0	0-0	0	1	0	0	0	1	1	0	1	19
01	Francesco Badocchi		1-1	0-0	0-0	0	0	0	0	2	0	0	0	0	3
02	Braxton Key		7-11	2-5	4-4	0	6	6	1	20	0	0	0	1	26
10	Jayden Nixon		0-0	0-0	0-0	0	0	0	2	0	0	1	0	0	1
13	Grant Kersey		0-0	0-0	0-0	0	0	0	0	0	0	1	0	0	1
23	Kody Statmann		0-0	0-0	0-1	0	1	1	2	0	0	2	0	0	3
24	Marco Anthony		0-0	0-0	2-2	0	0	0	0	2	0	2	0	0	3
30	Jay Huff		0-0	0-0	0-0	0	0	0	2	0	0	0	1	0	6
45	Austin Katstra		0-0	0-0	0-0	0	0	0	1	0	0	0	0	0	1
Team					3	1	4				1				
Totals			21-52	7-16	16-18	9	27	36	16	65	12	11	2	4	200
FG % 1st Half: 13-27		48.1%	2nd half: 8-25		32.0%	Game: 21-52		40.4%	Deadball Rebounds						
3FG % 1st Half: 6-12		50.0%	2nd half: 1-4		25.0%	Game: 7-16		43.8%							
FT % 1st Half: 10-11		90.9%	2nd half: 6-7		85.7%	Game: 16-18		88.9%							

Officials: Tim Comer, Brian O'Connell, Ron Groover

Technical fouls: Florida St.-Phil Cofer. Virginia-Jack Salt.

Attendance: 14623

2018-19 Men's Basketball. Round: 0. Florida St. vs Virginia. Played at .

Score by periods	1st	2nd	Total
Florida St.	23	29	52
Virginia	42	23	65



Official Basketball Box Score -- Game Totals -- Final Statistics

Virginia Tech vs Virginia

01/12/19 12:06 PM at Clemson, S.C. (Littlejohn Coliseum)


Virginia 63 • 15-0 (3-0 ACC)

##	Player	Total		3-Ptr		Rebounds			PF	TP	A TO Blk Stl				Min
		FG-FGA	FG-FGA	FT-FTA	Off Def Tot	PF	TP	A TO Blk Stl							
25	Mamadi Diakite	f	0-2	0-0	0-0	1	4	5	2	0	0	1	1	0	19
33	Jack Salt	c	3-5	0-0	1-3	3	5	8	3	7	0	2	0	0	21
05	Kyle Guy	g	5-15	3-9	0-0	0	3	3	1	13	1	1	0	1	35
11	Ty Jerome	g	3-9	2-4	0-0	0	3	3	0	8	5	2	0	1	33
12	De'Andre Hunter	g	4-10	2-4	2-2	0	7	7	3	12	1	1	0	0	31
00	Kihei Clark		1-4	1-2	2-2	1	0	1	2	5	1	0	0	0	20
01	Francesco Badocchi		0-0	0-0	0-0	0	0	0	0	0	0	0	0	0	1
02	Braxton Key		3-5	1-1	0-1	2	6	8	1	7	3	1	0	2	25
23	Kody Statmann		0-0	0-0	0-0	0	1	1	0	0	0	0	0	0	2
24	Marco Anthony		0-2	0-1	0-0	0	0	0	0	0	0	0	0	0	3
30	Jay Huff		4-5	1-2	2-4	1	6	7	1	11	0	0	1	0	10
Team					2	1	3								
Totals			23-57	10-23	7-12	10	36	46	13	63	11	8	2	4	200
FG % 1st Half: 10-26		38.5%	2nd half: 13-31		41.9%	Game: 23-57		40.4%	Deadball Rebounds						
3FG % 1st Half: 5-13		38.5%	2nd half: 5-10		50.0%	Game: 10-23		43.5%							
FT % 1st Half: 2-2		100.0	2nd half: 5-10		50.0%	Game: 7-12		58.3%							

Clemson 43 • 10-6 (0-3 ACC)

##	Player	Total		3-Ptr		Rebounds			PF	TP	A TO Blk Stl				Min
		FG-FGA	FG-FGA	FT-FTA	Off Def Tot	PF	TP	A TO Blk Stl							
14	THOMAS, Elijah	f	4-10	0-0	0-2	3	9	12	3	8	0	4	1	1	31
24	SKARA, David	f	3-8	1-2	2-2	1	5	6	2	9	0	1	0	1	38
25	SIMMS, Aamir	f	1-8	0-5	0-0	0	2	2	1	2	1	0	1	1	29
02	REED, Marcquise	g	3-14	0-5	8-11	2	6	8	1	14	1	0	0	2	32
04	MITCHELL, Shelton	g	1-6	1-4	2-2	1	2	3	1	5	1	0	0	0	25
00	TRAPP, Clyde		0-3	0-1	0-0	0	0	0	2	0	1	1	0	2	23
09	TYSON, Hunter		0-2	0-1	0-0	0	0	0	1	0	1	0	0	0	4
15	NEWMAN III, John		2-3	1-1	0-0	0	1	1	1	5	0	0	0	0	11
35	WHITE, Javan		0-0	0-0	0-0	0	0	0	0	0	0	0	0	0	1
55	JEMISON, Trey		0-0	0-0	0-0	0	0	0	2	0	0	0	0	0	6
Team					1	3	4				1				
Totals			14-54	3-19	12-17	8	28	36	14	43	5	7	2	7	200
FG % 1st Half: 5-21		23.8%	2nd half: 9-33		27.3%	Game: 14-54		25.9%	Deadball Rebounds						
3FG % 1st Half: 1-6		16.7%	2nd half: 2-13		15.4%	Game: 3-19		15.8%							
FT % 1st Half: 10-12		83.3%	2nd half: 2-5		40.0%	Game: 12-17		70.6%							

Officials: Brian Dorsey, Lee Cassell, Tony Chiazza

Technical fouls: Virginia-None. Clemson-None.

Attendance: 9242

Virginia ranked No. 4 in AP Poll; No. 1 in USA Today

Score by periods	1st	2nd	Total
Virginia	27	36	63
Clemson	21	22	43

Last FG - VA 2nd-00:56, CU 2nd-00:11.

Largest lead - VA by 23 2nd-00:56, CU None.

VA led for 37:32. CU led for 00:00. Game was tied for 02:28.

Score tied - 0 times.

Lead changed - 0 times.

Official Basketball Box Score -- Game Totals -- Final Statistics

Virginia vs Boston College

1/9/19 9:00 pm at Chestnut Hill, Mass. - Conte Forum

Virginia 83 • 14-0; 2-0 ACC

#	Player		Total		3-Ptr		Rebounds			PF	TP					Min
			FG-FGA	FG-FGA	FT-FTA	Off	Def	Tot	A			TO	Blk	Stl		
25	Mamadi Diakite	f	9-12	0-0	0-0	3	4	7	3	18	0	1	2	1	25	
33	Jack Salt	c	3-3	0-0	1-2	1	1	2	3	7	0	1	1	1	14	
05	Kyle Guy	g	4-9	2-6	0-0	0	8	8	1	10	5	1	1	2	35	
11	Ty Jerome	g	4-9	2-5	3-4	1	3	4	3	13	4	2	0	1	31	
12	De'Andre Hunter	g	6-11	2-3	4-7	2	4	6	0	18	2	1	0	0	35	
00	Kihei Clark		0-2	0-2	0-0	0	0	0	3	0	4	2	0	0	19	
01	Francesco Badocchi		0-0	0-0	0-0	0	0	0	0	0	0	0	0	0	3	
02	Braxton Key		4-5	0-1	1-1	0	9	9	0	9	2	0	2	0	27	
23	Kody Stattmann		1-1	1-1	0-0	0	1	1	0	3	0	0	0	0	2	
24	Marco Anthony		0-1	0-0	0-0	0	0	0	0	0	0	0	0	0	2	
30	Jay Huff		2-2	1-1	0-0	0	1	1	3	5	0	2	0	0	7	
	Team					1	2	3				1				
Totals			33-55	8-19	9-14	8	33	41	16	83	17	11	6	5	200	
FG % 1st Half: 18-32			56.3%	2nd half: 15-23	65.2%	Game: 33-55		60.0%	Deadball Rebounds 4							
3FG % 1st Half: 5-11			45.5%	2nd half: 3-8	37.5%	Game: 8-19		42.1%								
FT % 1st Half: 2-5			40.0%	2nd half: 7-8	77.8%	Game: 9-14		64.3%								

MEDIA INFORMATION

VIRGINIA MEDIA RELATIONS OFFICE

The UVA athletics media relations office is located in John Paul Jones Arena. Regular business hours are 9 a.m. to 5 p.m., Monday through Friday.

PRESS CREDENTIALS

Media members interested in obtaining season or game credentials should apply online at www.sportssystems.com/virginia. Credential requests should be submitted no later than seven (7) days prior to the game. Credentials that can't be mailed will be held for pickup at the will call window at John Paul Jones Arena. You must have a press pass to be admitted to the media area and the press room.

PHOTO CREDENTIALS

All photographers and camera operators must wear a visible credential issued by the Virginia athletics media relations office. Photographers work from the baselines at both ends of the court at John Paul Jones Arena. Live television is given top priority for courtside space.

PRESS PARKING

Press parking passes are provided upon request on a limited basis. Please request your parking pass during the online credential application process.

INTERVIEWS

All requests for interviews with Virginia basketball coaches and players should be made through Erich Bacher in the athletics media relations office. It is requested you allow the athletics media relations staff at least one day to arrange an interview.

POSTGAME INTERVIEWS

Virginia head coach Tony Bennett, two Virginia student-athletes and the visiting head coach will meet with media representatives in the press room after each game at John Paul Jones Arena. Coach Bennett will be available in the press room approximately 10 minutes after the conclusion of the game, followed by two Virginia student-athletes or the visiting coach. Other Virginia players will be available upon request in the Courtside Club after the Virginia student-athletes press conference.

RADIO

Each visiting school is allowed one radio broadcast from John Paul Jones Arena. The Virginia athletics media relations office provides two ISDN lines and three business touchtone lines for use by the visiting broadcast crew. Radio network crews work from a courtside location at the scorer's table. Three seats are available at the table for visiting radio crews.

GAME SERVICES

Information packets are available before each game at John Paul Jones Arena, and a full statistical summary and play-by-play sheets are distributed at halftime and after the game. Head coach and player quotes will be available after postgame interviews. A pregame meal is served for working members of the media in the press room on the event level of John Paul Jones Arena.

TELEPHONES/WIRELESS

Should you require your own telephone for game coverage, please contact Erich Bacher in the Virginia athletics media relations office. A wireless network is available at John Paul Jones Arena for media. A UVA media relations representative will provide login directions.

ACC COACHES TELECONFERENCE

The 2019 ACC Men's Basketball Weekly Teleconference begins Monday, Jan. 7, 2019, and continues each Monday through March 4. Each coach will have 10 minutes to make an opening statement and answer questions. There will be an instant replay of each teleconference on the Conference's internet site TheACC.com each Monday afternoon. Coaches whose teams play on Monday evening will not participate in that day's teleconference. Here is head coach Tony Bennett's (and Virginia's ACC weekly opposing coach) 2019 ACC Teleconference schedule:

Monday, Jan. 14

12:10 p.m. (Williams 12 p.m.)

Monday, Jan. 21

12:30 p.m. (Manning 11:20 a.m., Brey 12:20 p.m.)

Monday, Jan. 28

11 a.m. (Keatts 11:10 a.m., Larrañaga 12:30 p.m.)

Monday, Feb. 4

12:30 p.m. (Krzyszewski 12:10 p.m.)

Monday, Feb. 25

12:30 p.m. (Pastner 10:50 a.m., Capel 11:30 a.m.)

VIRGINIA RECORD BOOK

CAREER 3FG PERCENTAGE

(MIN 100 3FG MADE)

NO.	NAME	FG-FGA	FG%
1.	Kyle Guy (2017-present)	183-420	.436
2.	Keith Friel (2000-01)	107-254	.421
3.	London Perrantes (2014-17)	211-516	.409
4.	Joe Harris (2011-14)	263-646	.407
5.	Todd Billet (2003-04)	156-398	.392
	Ty Jerome (2017-present)	122-311	.392
7.	Curtis Staples (1995-98)	413-1079	.383
8.	Roger Mason, Jr. (2000-02)	137-365	.375
9.	J.R. Reynolds (2004-07)	221-610	.362
	Sean Singletary (2005-08)	222-614	.362

CAREER 3-POINTERS

NO.	NAME	CAREER 3FGS
1.	Curtis Staples (1995-98)	413
2.	Joe Harris (2011-14)	263
3.	Harold Deane (1994-97)	237
4.	Sean Singletary (2005-08)	222
5.	J.R. Reynolds (2004-07)	221
6.	London Perrantes (2014-17)	211
7.	Sammy Zeglinski (2008-12)	200
8.	Malcolm Brogdon (2012-16)	185
9.	Kyle Guy (2017-present)	183
10.	John Crotty (1988-91)	179
11.	Devin Smith (2003-05)	161

ACC RECORD BOOK

CAREER 3FG PERCENTAGE

(TWO YEARS, 150 MADE OR 1.5 PER GAME)

NO.	NAME	FG-FGA	FG%
1.	Jack McClinton, Miami (2007-09)	286-650	.440
2.	Rodney Monroe, NCST (1988-91)	322-739	.436
	Kyle Guy, UVA (2017-)	183-420	.436
3.	Hubert Davis, UNC (1989-92)	197-453	.435
5.	Rusty LaRue, WF (1993-96)	151-349	.433

VIRGINIA'S 2018-19 RECORD WHEN..

	ALL	ACC
Leading at the half	16-0	4-0
Trailing at the half	0-0	0-0
Tied at the half	0-0	0-0
Playing Overtime	0-0	0-0
Shooting 50% or better	6-0	2-0
Shooting between 40-49.9%	8-0	2-0
Shooting less than 40%	2-0	0-0
Opponents shoot 50% or better	2-0	0-0
Opponents shoot less than 50%	14-0	4-0
UVA outrebounds its opponent	13-0	4-0
Opponent outrebounds UVA	3-0	0-0
Teams are tied in rebounds	0-0	0-0
UVA has 10 or more steals	0-0	0-0
UVA shoots 70% FT or better	10-0	2-0
UVA shoots less than 70% FT	6-0	2-0
Scoring less than 50 points	0-0	0-0
Scoring 50-59 points	2-0	0-0
Scoring 60-69 points	4-0	2-0
Scoring 70-79 points	5-0	0-0
Scoring 80-89 points	3-0	2-0
Scoring more than 90 points	2-0	0-0
Allowing fewer than 50 points	7-0	1-0
Allowing 30-39 points	0-0	0-0
Allowing 40-49 points	7-0	1-0
Allowing 50-59 points	7-0	3-0
Allowing 60-69 points	1-0	0-0
Allowing 70-79 points	1-0	0-0
Allowing 80-89 points	0-0	0-0
Allowing 90 or more points	0-0	0-0
Playing in John Paul Jones Arena	9-0	2-0
Playing on the road	4-0	2-0
Playing on a neutral court	3-0	0-0
Game decided by 1-4 points	0-0	0-0
Game decided by 5-10 points	4-0	0-0
Game decided by 11+ points	12-0	4-0
Playing at night	8-0	2-0
Playing in the afternoon	8-0	2-0
Playing on Monday	2-0	0-0
Playing on Tuesday	2-0	1-0
Playing on Wednesday	4-0	1-0
Playing on Thursday	1-0	0-0
Playing on Friday	2-0	0-0
Playing on Saturday	3-0	2-0
Playing on Sunday	1-0	0-0
Playing in November	7-0	0-0
Playing in December	5-0	0-0
Playing in January	4-0	4-0
Playing in February	0-0	0-0
Playing in March	0-0	0-0

VIRGINIA IN THE POLLS

Date	AP	USA Today
Preseason	5	5
Nov. 12	4	5
Nov. 19	4	4
Nov. 26	4	4
Dec. 3	4	4
Dec. 10	6	3
Dec. 17	5	3
Dec. 24	4	1
Dec. 31	4	2
Jan. 7	4	1
Jan. 14	4	1

THE LAST TIME

VIRGINIA INDIVIDUALS

- **Scored 30 points:** Kyle Guy vs. Marshall (12/31/18)
- **Scored 40 points:** Sean Singletary (41) at Miami (3/1/08)
- **Two players with 20 points:** Kyle Guy (21) and Braxton Key (21) vs. Florida State (1/5/19)
- **Three players with 20 points:** Chris Williams (27), Roger Mason, Jr. (22) and Donald Hand (20) vs. Duke (1/5/00)
- **Four players with 20 points:** Chris Williams (23), Donald Hand (22), Adam Hall (21) and Travis Watson (20) vs. Georgetown (3/15/00)
- **A player with back-to-back 25-point games:** Joe Harris, 26 vs. Virginia Tech (2/12/13), 27 at North Carolina (2/16/13)
- **One player scored in double figures:** Ty Jerome (18) vs. Georgia Tech (2/21/18)
- **No players scored in double figures:** vs. Florida (3/18/17)
- **Five players scored in double figures:** Kyle Guy (19), Devon Hall (14), De'Andre Hunter (12), Ty Jerome (11) and Mamadi Diakite (10) vs. Louisville (3/8/18)
- **Six players scored in double figures:** Sean Singletary (27), Adrian Joseph (13), Jamil Tucker (13), Mamadi Diane (12), Calvin Baker (11), Laurynas Mikalauskas (11), vs. Maryland (3/9/08)
- **Seven players scored in double figures:** Cornel Parker (20), Junior Burrough (15), Ted Jeffries (14), Cory Alexander (13), Jason Williford (12), Yuri Barnes (11) and Doug Smith (11) vs. Clemson (1/13/93)
- **Had 15 rebounds:** Mike Tobey (16) vs. Tenn. State (11/25/14)
- **Had 20 rebounds:** Mike Tobey (20) vs. Louisville (3/5/16)
- **Had 25 rebounds:** Bob Mortell (25) vs. Washington & Lee (2/27/60)
- **Two players with 10 rebounds:** Anthony Gill (13) and Darion Atkins (10) vs. Davidson (12/30/14)
- **Three players with 10 rebounds:** Yuri Barnes (13), Jason Williford (12) and Junior Burrough (11) vs. Rice (12/4/93)
- **Double-Double:** Ty Jerome (14 pts, 12 assts) vs. Virginia Tech (1/15/19)
- **Two players had a double-double:** Anthony Gill (25 pts, 13 rebs) and D. Atkins (13 pts, 10 rebs) vs. Davidson (12/30/14)
- **Three players had a double-double:** Jason Williford (10 pts, 15 rebs), Ted Jeffries (23 pts, 10 rebs), and Cornel Parker (11 pts, 11 rebs) at William & Mary (1/25/93)
- **Double-Double with points and assists:** Ty Jerome (14 pts, 12 assts) vs. Virginia Tech (1/15/19)
- **Triple-Double:** Ralph Sampson (15 pts, 22 rebs, 10 blks) vs. Old Dominion (12/29/79)
- **Four Double-Doubles in a row:** Mike Scott [5] (27 pts, 15 rebs) vs. Oklahoma (11/23/10), (16 pts, 10 rebs) vs. Wichita State (11/24/10), (17 pts, 12 rebs) at Minnesota (11/29/10), (21 pts, 13 rebs) at Virginia Tech (12/5/10), (10 pts, 13 rebs) vs. Radford (12/7/10)
- **20 points and 20 rebounds:** Travis Watson (21 pts, 20 rebs) vs. Wofford (1/2/03)
- **20 points and 10 rebounds:** Anthony Gill (20 pts, 12 rebs) vs. West Virginia (12/8/15)
- **10 assists:** Ty Jerome (12) vs. Virginia Tech (1/15/19)
- **5 blocked Shots:** Jay Huff (5) vs. Austin Peay (11/13/17)
- **5 steals:** Ty Jerome (5) vs. Morgan State (1/23/18)
- **Led UVA in points, rebounds and assists:** De'Andre Hunter (15 points, 8 rebounds, 9 assists) vs. Middle Tenn. (11/21/18)
- **Hit a last second shot to win a game:** De'Andre Hunter at Louisville (3/1/18) [3-pointer at the buzzer]
- **Played every minute:** Kyle Guy (45) vs. Virginia Tech (2/10/18)
- **Played more than 40 minutes:** Kyle Guy (45) and Ty Jerome (43) vs. Virginia Tech (2/12/17)

VIRGINIA TEAM

- **Won in Overtime:** vs. California, 63-62 (12/22/15)
- **Lost in Overtime:** vs. Virginia Tech, 61-60 (2/10/18)
- **Played Two Overtimes:** at Virginia Tech, 80-78 2 OT (2/12/17)
- **Played Three Overtimes:** vs. Georgetown, L 115-111 (3/15/00)
- **Shot 70 percent for a half:** 70.4% (19-27) vs. Austin Peay - 1st Half (11/13/17)
- **Shot 60 percent in a game:** 60% (33-55) at Boston College (1/9/19)
- **Shot less than 30 percent in a game:** 29.5% (13-44) vs. VCU (12/9/18)
- **Shot 100 percent from the free throw line:** 100% (6-6) vs. Virginia Tech (1/15/19)
- **Shot 90 percent from the free throw line:** 100% (6-6) vs. Virginia Tech (1/15/19)
- **Shot 70 percent from 3-point line:** 71.4% (5-7) at James Madison (11/14/14)
- **Shot less than 30 percent in a half:** 23.8% (5-21) in 2nd Half vs. VCU (12/9/18)
- **Shot less than 20 percent in a half:** 18.2% (4-22) in 1st Half vs. California (12/22/15)
- **Shot 55 percent or better and lost:** 58.5% (31-53 at North Carolina (2/16/13)
- **Shot 50 percent or better and lost:** 50% (25-50 at Villanova (1/29/17)
- **Attempted 50 FTs:** 52 (made 34) vs. Howard (12/12/94)
- **Attempted 35 3-pointers:** 38 (11-38) vs. Va. Tech (2/10/18)
- **Did Not Attempt a FT:** 0 vs. Wisconsin (11/27/17)
- **Made 30 FTs:** 31 (31 of 36) vs. Tennessee (3/18/07)
- **Made 15 3-pt FGs:** 15 vs. Coppin State (11/16/18)
- **Failed to make a 3-pt FG:** vs. St. Francis Brooklyn (11/15/16)
- **Had 50 rebounds:** 50 vs. Morgan State (11/13/15)
- **Had 25 assists:** 26 vs. Iowa State (3/25/16)
- **Had 15 steals:** 16 vs. NC State (2/24/08)
- **Had 10 blocks:** 11 vs. Norfolk State (11/16/14)
- **Scored 50 pts in a half:** 50 vs. Marshall, 2nd half (12/31/18)
- **Scored 60 pts in a half:** 60 vs. Gonzaga, 1st half (1/3/07)
- **Scored 70 pts in a half:** 70 vs. Coastal Carolina, 2nd half (11/20/00)
- **Scored 100 pts (ACC):** 103 vs. Maryland (1/16/07)
- **Scored 100 pts (non-conf):** 100 vs. Marshall (12/31/18)
- **Scored under 20 pts in 1st half:** 17 vs. Florida (3/18/17)
- **Scored under 20 pts in 2nd half:** 19 at No. Carolina (2/18/17)
- **Scored under 50 pts in a game:** 49 vs. Wisconsin (11/27/17)
- **Defeated top-5 opponent:** 65-63 at #4 Duke (1/27/18)
- **Defeated top-5 opponent on the road:** 65-63 at #4 Duke (1/27/18)
- **Defeated top-ranked opponent:** 86-73 vs. #1 North Carolina (1/30/86)
- **Won when trailing by 16 points:** Trained 32-16 during 63-61 vs. Ohio State (11/30/16)
- **Won when trailing by 17 points:** Trained 31-14 during 61-58 overtime win vs. Maryland (3/10/13)

2018-19 UVA MISCELLANEOUS STATISTICS

Largest halftime lead: 28 vs. Coppin State (11/16/18)
 Largest halftime deficit: N/A
 Largest halftime deficit overcome in a win: N/A
 Largest halftime lead surrendered in a loss: N/A
 Largest deficit overcome in a win: 7 vs. Dayton (11/22/18)
 Largest lead surrendered in a loss: N/A
 Largest deficit at any time: 7 vs. Dayton (11/22/18)
 Largest lead at any time: 43 vs. Marshall (12/31/18)
 Most consecutive points scored: 17 vs. Coppin State (11/16/18)
 Most consecutive points allowed: 16 vs. Florida State (1/5/19)
 Longest scoring drought: 4:46 vs. Dayton (11/22/18)

OPPONENT INDIVIDUALS

- **Scored 30 points:** Georges Niang (30), Iowa State (3/27/16)
- **Scored 35 points:** Erick Green (35), Virginia Tech (1/24/13)
- **Scored 40 points:** J.J. Redick (40), Duke (1/28/06)
- **Scored 50 points:** Len Chappell (50), Wake (2/12/62)
- **Two players with 20 points:** Andrew White (23) and Tyus Battle (23) at Syracuse (2/4/17)
- **Three players with 20 points:** Jordan McRae (21), Jarnell Stokes (20), Josh Richardson (20), at Tennessee (12/30/13)
- **Two players with 30 points:** Trevor Powell (31) and Tony Smith (31), at Marquette (2/3/90)
- **No players scored in double figures:** Florida State (1/5/19)
- **Five players scored in double figures:** Jaire Grayer (16), Otis Livingston (11), Shevon Thompson (11), Marquise Moore (10) and Marko Gujanic (10), vs. George Mason (11/22/15)
- **Six players scored in double figures:** C.J. Harris (15), Ari Stewart (12), Travis McKie (12), J.T. Terrell (11), Ty Walker (11), Gary Clark (10), at Wake Forest (1/29/11)
- **Seven players scored in double figures:** Stanley Burrell (15), Drew Lavender (13), C.J. Anderson (12), B.J. Raymond (12), Josh Duncan (11), Charles Bronson (11), and Jason Love (10), at Xavier (1/3/08)
- **Double-Double:** Bruno Fernando (14 points, 11 rebounds), Maryland (11/28/18)
- **Double-Double with points and assists:** Keifer Sykes (21 pts, 10 assts), at Green Bay (12/7/13)
- **Two players had a double-double:** Marvin Bagley III (30 pts, 14 rebs) & Wendell Carter Jr. (14 pts, 15 rebs), Duke (1/27/18)
- **Had 15 rebounds:** Ethan Happ (15), Wisconsin (11/23/18)
- **Had 20 rebounds:** Tim Duncan (23), Wake Forest (2/22/97)
- **Had 10 assists:** Keifer Sykes (10), at Green Bay (12/7/13)
- **5 Blocked Shots:** Ben Lammers (6), at Georgia Tech (1/18/18)
- **5 Steals:** Briante Weber (5), VCU (12/6/14)
- **Hit a last second shot to win a game:** Donte DiVincenzo, Villanova (12/31/16), tip-in at the end of regulation

OPPONENT TEAM

- **Shot less than 30 percent in a game:** 29.5% (18-61), vs. VCU (12/9/18)
- **Shot less than 30 percent in a game (ACC):** 23.9% (11-46), at Pitt (2/24/18)
- **Shot 60 percent in a game:** 63.8% (37-58), at Xavier (1/3/08)
- **Shot 55 percent or better and lost:** 55.3% (26-47), Cleveland State (11/25/09)
- **Scored 100 pts:** 106, Washington (11/22/10)
- **Scored 90 pts in an ACC game:** 93, North Carolina (2/16/13)
- **Scored 60 pts in a half:** 60, at Miami, 2nd half (3/1/08)
- **Scored 50 pts in a half:** 53, vs. UMBC, 2nd half (3/16/18)
- **Scored under 10 pts in 1st half:** 7, Pitt (2/24/18)
- **Scored under 20 pts in 1st half:** 18, Wisconsin (11/23/18)
- **Scored under 20 pts in 2nd half:** 13, Clemson (1/23/18)
- **Scored under 40 pts in a game:** 37, Pitt (2/24/18)
- **Had 25 assists:** 27, at Xavier (1/3/08)
- **Had 15 steals:** 15, VMI (11/16/08)
- **Had 10 blocks:** 10 at Maryland (3/5/11)
- **Failed to make a 3-pt FG:** Georgia Tech (1/22/15)



2018-19 TV/Radio Roster




0 • KIHAI CLARK
Fr. • G • 5-9 • 155
Woodland Hills, Calif.



1 • FRANCESCO BADOCCHI
R-Fr. • F • 6-7 • 205
Milan, Italy



2 • BRAXTON KEY
Jr. • F • 6-8 • 225
Charlotte, N.C.



5 • KYLE GUY
Jr. • G • 6-2 • 175
Indianapolis, Ind.



10 • JAYDEN NIXON
Fr. • G • 6-3 • 189
Charlottesville, Va.




11 • TY JEROME
Jr. • G • 6-5 • 195
New Rochelle, N.Y.



12 • DE'ANDRE HUNTER
R-So. • G • 6-7 • 225
Philadelphia, Pa.



22 • FRANCISCO CAFFARO
Fr. • C • 7-0 • 233
Sante Fe, Argentina



23 • KODY STATTMANN
Fr. • G • 6-7 • 187
Queensland, Australia



24 • MARCO ANTHONY
So. • G • 6-4 • 212
San Antonio, Texas



25 • MAMADI DIAKITE
R-Jr. • F • 6-9 • 228
Conakry, Guinea



30 • JAY HUFF
R-So. • F • 7-1 • 232
Durham, N.C.



33 • JACK SALT
R-Sr. • C • 6-10 • 250
Auckland, New Zealand



45 • AUSTIN KATSTRA
So. • F • 6-6 • 217
Charlottesville, Va.



TONY BENNETT
Head Coach
10th Season



JASON WILLIFORD
Associate Head Coach
10th Season



BRAD SODERBERG
Assistant Coach
4th Season



ORLANDO VANDROSS
Assistant Coach
4th Season

Kihei CLARK

G • 5-9 • 155 • Freshman • Woodland Hills, Calif. • Taft Charter

0

2018-19 HIGHLIGHTS

- Played 16 games, starting four
- Finished with four points and game-high six assists in NCAA debut vs. Towson (11/6/18)
- Tallied nine points on three 3FGs vs. Coppin State (11/16/18)
- Scored seven points vs. Middle Tennessee (11/21/18)
- Recorded nine points and five rebounds vs. Dayton (11/22/18)
- Tallied five points, five rebounds and season-high three steals in first career start vs. Wisconsin (11/23/18)
- Broke his left wrist vs. Morgan State (12/3/18)
- Played with a cast on his left wrist and tallied nine points, including a 7 of 7 effort from the free throw line vs. VCU (12/9/18)
- Had successful wrist surgery on Monday, Dec. 10
- Netted five points at Clemson (1/12/19)
- Matched a career-best with nine points vs. Virginia Tech (1/15/19)

2018-19 GAME-BY-GAME

Opponent	GP-GS	FG	3FG	FT	O-D	Reb	A	TO	Blk	Stl	PF	Min	Pts
Towson	1-0	2-4	0-2	0-0	0-1	1	6	1	0	1	3	24	4
George Washington	2-0	1-3	0-2	0-0	0-2	2	3	1	0	0	1	16	2
Coppin State	3-0	3-8	3-7	0-0	0-2	2	2	0	0	0	0	22	9
Middle Tenn.	4-0	3-4	1-1	0-0	0-2	2	1	1	0	1	0	22	7
Dayton	5-0	3-7	2-3	1-2	1-4	5	2	3	0	0	1	30	9
Wisconsin	6-1	1-3	1-1	2-2	0-5	5	2	0	0	3	0	37	5
at Maryland	7-2	1-4	0-2	2-4	1-1	2	4	0	0	2	3	35	4
Morgan State	8-3	1-5	0-4	1-1	0-2	2	2	0	0	1	0	25	3
VCU	9-4	1-5	0-1	7-7	0-2	2	4	3	0	2	3	3	9
at South Carolina	10-4	1-4	0-1	0-0	0-0	0	2	0	0	0	1	24	2
William & Mary	11-4	0-3	0-1	2-2	0-1	1	1	0	0	0	2	27	2
Marshall	12-4	1-5	1-3	2-3	0-2	2	2	4	0	1	3	28	5
Florida State	13-4	0-2	0-0	0-0	1-0	1	1	1	0	1	0	19	0
at Boston College	14-4	0-2	0-2	0-0	0-0	0	4	2	0	0	3	19	0
at Clemson	15-4	1-4	1-2	2-2	1-0	1	1	0	0	0	2	20	5
Virginia Tech	16-4	3-6	3-5	0-0	0-2	2	1	1	0	1	1	30	9

CAREER HIGHS

Points	9, 4x - last vs. Virginia Tech (1/15/19)
FGs	3, 4x - last vs. Virginia Tech (1/15/19)
3FGs	3, 2x - last vs. Virginia Tech (1/15/19)
FTs	7 vs. VCU (12/9/18)
Rebounds	5, 2x - last vs. Wisconsin (11/23/18)
Assists	6 vs. Towson (11/6/18)
Turnovers	4 vs. Marshall (12/31/18)
Blocks	
Steals	3 vs. Wisconsin (11/23/18)
Minutes	37 vs. Wisconsin (11/23/18)

SEASON HIGHS

Points	9, 4x - last vs. Virginia Tech (1/15/19)
FGs	3, 4x - last vs. Virginia Tech (1/15/19)
3FGs	3, 2x - last vs. Virginia Tech (1/15/19)
FTs	7 vs. VCU (12/9/18)
Rebounds	5, 2x - last vs. Wisconsin (11/23/18)
Assists	6 vs. Towson (11/6/18)
Turnovers	4 vs. Marshall (12/31/18)
Blocks	
Steals	3 vs. Wisconsin (11/23/18)
Minutes	37 vs. Wisconsin (11/23/18)

Francesco BADOCCHI

F • 6-7 • 205 • R-Freshman • Milan, Italy • Bishop Miege (Kan.)

1

2018-19 HIGHLIGHTS

- Played five games
- Made his UVA debut against William & Mary (12/22/18)
- Tallied two points and one rebound vs. Marshall (12/31/18)
- Scored two points vs. Florida State (1/5/19)

2018-19 GAME-BY-GAME

Opponent	GP-GS	FG	3FG	FT	O-D	Reb	A	TO	Blk	Stl	PF	Min	Pts
Towson	DNP												
George Washington	DNP												
Coppin State	DNP												
Middle Tenn.	DNP												
Dayton	DNP												
Wisconsin	DNP												
at Maryland	DNP												
Morgan State	DNP												
VCU	DNP												
at South Carolina	DNP												
William & Mary	1-0	0-1	0-0	0-0	1-1	2	0	0	0	0	1	3	0
Marshall	2-0	1-1	0-0	0-0	1-0	1	0	0	0	0	1	3	2
Florida State	3-0	1-1	0-0	0-0	0-0	0	0	0	0	0	0	3	2
at Boston College	4-0	0-0	0-0	0-0	0-0	0	0	0	0	0	0	2	0
at Clemson	DNP												
Virginia Tech	5-0	0-0	0-0	0-0	0-0	0	0	0	0	0	0	1	0

CAREER HIGHS

Points	2, 2x - last vs. Florida State (1/5/19)
FGs	1, 2x - last vs. Florida State (1/5/19)
3FGs	
FTs	
Rebounds	2 vs. William & Mary (12/22/18)
Assists	
Turnovers	
Blocks	
Steals	
Minutes	3, 3x - last vs. Florida State (1/5/19)

SEASON HIGHS

Points	2, 2x - last vs. Florida State (1/5/19)
FGs	1, 2x - last vs. Florida State (1/5/19)
3FGs	
FTs	
Rebounds	2 vs. William & Mary (12/22/18)
Assists	
Turnovers	
Blocks	
Steals	
Minutes	3, 3x - last vs. Florida State (1/5/19)

Braxton KEY

G • 6-8 • 225 • Junior • Charlotte, N.C. • Oak Hill Academy [Alabama]

2

2018-19 HIGHLIGHTS

- Played 16 games, starting five
- Tallied seven points and nine rebounds in Virginia debut vs. Towson (11/6/18)
- Scored seven points with a game-high seven rebounds vs. Coppin State (11/16/18)
- Recorded season-high 13 points and seven rebounds vs. Middle Tennessee (11/21/18)
- Tied a career high with four steals vs. Dayton (11/22/18)
- Finished with a game-high nine rebounds vs. Morgan State (12/3/18)
- Scored nine points (3-3 FGs & 3-3 FTs) vs. William & Mary (12/22/18)
- Registered seven points and eight rebounds vs. Marshall (12/31/18)
- Scored season-high 20 points vs. Florida State (1/5/19)
- Tallied nine points and matched a season-high with nine rebounds at Boston College (1/9/19)
- Had seven points and eight rebounds at Clemson (1/12/19)

2018-19 GAME-BY-GAME

Opponent	GP-GS	FG	3FG	FT	O-D	Reb	A	TO	Blk	Stl	PF	Min	Pts
Towson	1-1	3-8	1-3	0-0	4-5	9	1	0	1	1	2	29	7
George Washington	2-2	2-5	0-2	1-3	0-2	2	1	1	0	3	3	17	5
Coppin State	3-3	2-4	1-2	2-2	0-6	7	1	0	2	0	1	27	7
Middle Tenn.	4-4	3-8	2-3	5-5	2-5	7	2	1	0	2	3	30	13
Dayton	5-5	1-6	0-3	1-2	1-5	6	2	0	0	4	2	33	3
Wisconsin	6-5	0-4	0-1	0-0	0-0	0	0	0	0	1	1	12	0
at Maryland	7-5	3-4	1-1	3-4	0-1	1	3	0	0	2	1	11	10
Morgan State	8-5	2-3	0-0	2-2	1-8	9	1	3	0	1	3	17	6
VCU	9-5	1-2	1-2	0-0	1-3	4	1	2	0	0	3	12	3
at South Carolina	10-5	2-6	0-2	1-2	3-4	7	0	0	0	0	2	23	5
William & Mary	11-5	3-3	0-0	3-3	2-2	4	0	0	0	0	0	18	9
Marshall	12-5	3-4	0-1	1-2	0-8	8	2	1	0	0	3	23	7
Florida State	13-5	7-11	2-2	0-0	4-6	6	2	0	0	1	1	26	20
at Boston College	14-5	4-5	0-1	1-1	0-9	9	2	0	2	0	0	27	9
at Clemson	15-5	3-5	1-1	0-1	2-6	8	3	1	0	2	1	25	7
Virginia Tech	16-5	3-5	1-2	0-0	0-1	1	2	0	0	0	2	16	7

CAREER HIGHS

Points	26 at Georgia (1/26/17) *
FGs	8 vs. Florida (1/10/17) *
3FGs	3, 3x - last at Georgia (1/26/17) *
FTs	10 vs. Mississippi State (1/28/17) *
Rebounds	11 vs. Vanderbilt (1/7/17) *
Assists	7 vs. LSU (2/8/17) *
Turnovers	5, 7x - last vs. Richmond (3/14/17) *
Blocks	2, 11x - last at Boston College (1/9/19)
Steals	4, 2x - last vs. Dayton (11/22/18)
Minutes	37, 3x - last vs. Georgia (2/23/17) *
* - as a player at Alabama	

SEASON HIGHS

Points	20 vs. Florida State (1/5/19)
FGs	7 vs. Florida State (1/5/19)
3FGs	2, 2x - last vs. Florida State (1/5/19)
FTs	5 vs. Middle Tennessee (11/21/18)
Rebounds	9, 3x - last at Boston College (1/9/19)
Assists	3, 2x - last at Clemson (1/12/19)
Turnovers	3 vs. Morgan State (12/3/18)
Blocks	2, 2x, last at Boston College (1/9/19)
Steals	4 vs. Dayton (11/22/18)
Minutes	33 vs. Dayton (11/22/18)

Kyle GUY

G • 6-2 • 175 • Junior • Indianapolis, Ind. • Lawrence Central

5

2018-19 HIGHLIGHTS

- Started 16 games
- Scored eight points to go along with three assists vs. Towson (11/6/18)
- Tied for team highs with 20 points and six rebounds vs. George Washington (11/11/18)
- Handed out a career-high five assists vs. Coppin State (11/16/18)
- Game-high 15 points vs. Middle Tennessee (11/21/18)
- Netted 14 points vs. Dayton (11/22/18)
- Finished with game-high 18 points at Maryland (11/28/18)
- Scored game-high 15 points vs. VCU (12/9/18)
- Drilled five 3-pointers en route to 18 points at South Carolina (12/19/18)
- Tallied 16 points and seven rebounds vs. William & Mary (12/22/18)
- Recorded career highs in points (30), rebounds (8) and 3-pointers (7) vs. Marshall (12/31/18)
- Scored game-high 21 points, including five 3-pointers, vs. Florida State (1/5/19)
- Set UVA record with 11 consecutive 3-pointers over two-game span (Marshall & Florida State)
- Tallied 10 points and matched career highs in rebounds (8) and assists (5) at Boston College (1/9/19)
- Team-high 13 points at Clemson (1/12/19)
- Recorded 15 points in 35 minutes vs. Virginia Tech (1/15/19)

2018-19 GAME-BY-GAME

Opponent	GP-GS	FG	3FG	FT	O-D	Reb	A	TO	Blk	Stl	PF	Min	Pts
Towson	1-1	2-6	1-5	3-4	0-2	2	3	0	0	0	0	31	8
George Washington	2-2	8-15	4-8	0-1	1-5	6	4	1	0	0	4	33	20
Coppin State	3-3	3-5	1-1	0-0	1-5	6	5	0	0	1	0	28	7
Middle Tenn.	4-4	5-14	3-9	2-2	0-2	2	1	4	0	3	1	34	15
Dayton	5-5	5-11	2-6	2-2	2-1	3	1	1	0	0	0	38	14
Wisconsin	6-6	3-10	2-6	1-2	0-3	3	3	2	0	0	1	34	9
at Maryland	7-7	6-14	5-9	1-1	0-3	3	3	0	0	1	1	38	18
Morgan State	8-8	5-8	3-5	2-2	0-1	1	2	3	0	1	1	27	15
VCU	9-9	4-13	1-5	6-7	3-3	6	1	1	0	0	2	37	15
at South Carolina	10-10	6-14	5-11	1-1	1-0	1	0	2	0	0	1	37	18
William & Mary	11-11	5-8	2-5	4-4	1-6	7	1	2	0	0	3	31	16
Marshall	12-12	10-14	7-9	3-3	1-7	8	0	1	0	0	0	26	30
Florida State	13-13	7-11	5-6	4-4	0-5	5	3	1	0	1	1	34	21
at Boston College	14-14	4-9	2-6	0-0	0-8	8	5	1	1	2	1	35	10
at Clemson	15-15	5-15	3-9	0-0	0-3	3	1	1	0	1	1	35	13
Virginia Tech	16-16	5-9	3-5	2-2	1-4	5	1	2	0	0	1	35	15

CAREER HIGHS

Points	30 vs. Marshall (12/31/18)
FGs	11 at VCU (11/17/17)
3FGs	7 vs. Marshall (12/31/18)
FTs	8 vs. UNCG (11/10/17)
Rebounds	8, 2x - last at Boston College (1/9/19)
Assists	5, 2x - last at Boston College (1/9/19)
Turnovers	4, 2x - last vs. Middle Tenn. (11/21/18)
Blocks	1, 3x - last at Boston College (1/9/19)
Steals	4, 2x - last at Wake Forest (1/21/18)
Minutes	45 vs. Virginia Tech (2/9/18)

SEASON HIGHS

Points	30 vs. Marshall (12/31/18)
FGs	10 vs. Marshall (12/31/18)
3FGs	7 vs. Marshall (12/31/18)
FTs	6 vs. VCU (12/9/18)
Rebounds	8, 2x - last at Boston College (1/9/19)
Assists	5, 2x - last at Boston College (1/9/19)
Turnovers	4 vs. Middle Tenn. (11/21/18)
Blocks	1 at Boston College (1/9/19)
Steals	3 vs. Middle Tenn. (11/21/18)
Minutes	38, 2x - last at Maryland (11/28/18)

Jayden NIXON

G • 6-3 • 189 • Freshman • Charlottesville, Va. • Choate Rosemary Hall (Conn.)

10

2018-19 HIGHLIGHTS

- Has appeared in eight contests
- Made collegiate debut with one point vs. Towson (11/6/18)
- Scored two points in seven minutes vs. Coppin State (11/16/18)

2018-19 GAME-BY-GAME

Opponent	GP-GS	FG	3FG	FT	O-D	Reb	A	TO	Blk	Stl	PF	Min	Pts
Towson	1-0	0-0	0-0	1-2	0-0	0	0	0	0	0	3	1	
George Washington	2-0	0-1	0-0	0-0	0-0	0	0	0	0	0	2	0	
Coppin State	3-0	1-4	0-1	0-0	0-3	3	0	0	1	1	7	2	
Middle Tenn.	4-0	0-1	0-1	0-0	0-0	0	0	1	0	0	2	0	
Dayton	DNP												
Wisconsin	DNP												
at Maryland	DNP												
Morgan State	5-0	0-1	0-0	1-2	0-0	0	0	0	0	3	5	1	
VCU	DNP												
at South Carolina	DNP												
William & Mary	6-0	1-1	0-0	0-0	1-2	3	0	0	0	0	4	2	
Marshall	7-0	0-1	0-1	0-0	1-0	1	0	2	0	0	1	2	0
Florida State	8-0	0-0	0-0	0-0	0-0	0	0	1	0	0	2	1	0
at Boston College	DNP												
at Clemson	DNP												
Virginia Tech	DNP												

CAREER HIGHS

Points	2 vs. Coppin State (11/16/18)
FGs	1 vs. Coppin State (11/16/18)
3FGs	
FTs	1, 2x - last vs. Morgan State (12/3/18)
Rebounds	3 vs. Coppin State (11/16/18)
Assists	
Turnovers	2 vs. Marshall (1/31/18)
Blocks	1 vs. Coppin State (11/16/18)
Steals	1 vs. Coppin State (11/16/18)
Minutes	7 vs. Coppin State (11/16/18)

SEASON HIGHS

Points	2 vs. Coppin State (11/16/18)
FGs	1 vs. Coppin State (11/16/18)
3FGs	
FTs	1, 2x - last vs. Morgan State (12/3/18)
Rebounds	3 vs. Coppin State (11/16/18)
Assists	
Turnovers	2 vs. Marshall (1/31/18)
Blocks	1 vs. Coppin State (11/16/18)
Steals	1 vs. Coppin State (11/16/18)
Minutes	7 vs. Coppin State (11/16/18)

Ty JEROME

G • 6-5 • 195 • Junior • New Rochelle, N.Y. • Iona Prep

11

2018-19 HIGHLIGHTS

- Started 16 games
- Scored a game-high 20 points and matched a career high with six 3-pointers vs. Towson (11/6/18)
- Led Virginia with 20 points, seven assists, six rebounds and four steals vs. George Washington (11/11/18)
- Finished with 11 points and game-high six assists vs. Coppin State (11/16/18)
- Scored 15 second-half points vs. Dayton (11/22/18)
- Recorded 11 points and five assists vs. Wisconsin (11/23/18)
- Scored 17 with three rebounds at Maryland (11/28/18)
- Recorded a career-high five steals vs. Morgan State (12/3/18)
- Scored 14 points, including 10 in the last 6:30, to spark comeback win vs. VCU (12/9/18)
- Tallied a game-high 25 points along with seven assists and six rebounds at South Carolina (12/19/18)
- Pulled down a career-best nine rebounds vs. William & Mary (12/22/18)
- Recorded 14 points and four assists vs. Marshall (12/31/18)
- Tallied 13 points, four rebounds and four assists at Boston College (1/9/19)
- Dished out 12 assists to pair with 14 points for a double-double vs. Virginia Tech (1/15/19)

2018-19 GAME-BY-GAME

Opponent	GP-GS	FG	3FG	FT	O-D	Reb	A	TO	Blk	Stl	PF	Min	Pts
Towson	1-1	6-10	6-9	2-2	0-3	3	4	2	0	2	1	29	20
George Washington	2-2	7-9	4-5	2-3	0-6	6	7	2	0	4	1	31	20
Coppin State	3-3	4-6	1-2	2-3	0-4	4	6	1	0	2	1	25	11
Middle Tenn.	4-4	2-5	0-2	3-4	0-1	1	3	2	0	0	1	31	7
Dayton	5-5	3-10	2-6	7-10	1-0	1	2	1	0	1	2	27	15
Wisconsin	6-6	5-17	1-6	0-0	1-3	4	5	0	0	3	3	38	11
at Maryland	7-7	6-14	3-7	2-3	2-1	3	1	1	0	1	2	31	17
Morgan State	8-8	3-8	2-5	0-0	0-3	3	5	1	0	5	0	27	8
VCU	9-9	4-13	3-9	3-4	0-8	8	3	1	0	2	1	37	14
at South Carolina	10-10	9-15	3-8	4-4	1-5	6	7	2	0	0	1	36	25
William & Mary	11-11	3-9	1-2	1-2	0-9	9	4	2	0	2	2	29	8
Marshall	12-12	4-9	1-4	5-6	1-2	3	4	5	0	3	3	28	14
Florida State	13-13	2-11	0-4	2-2	1-3	4	6	1	0	0	0	30	6
at Boston College	14-14	4-9	2-5	3-4	1-3	4	4	2	0	1	3	31	13
at Clemson	15-15	3-9	2-4	0-0	0-3	3	5	2	0	1	0	33	8
Virginia Tech	16-16	5-10	4-7	0-0	1-3	4	12	0	0	2	3	34	14

CAREER HIGHS

Points	31 vs. Boston College (12/30/17)
FGs	11 vs. Boston College (12/30/17)
3FGs	6, 2x - last vs. Towson (11/6/18)
FTs	7 vs. Dayton (11/22/18)
Rebounds	9 vs. William & Mary (12/22/18)
Assists	12 vs. Virginia Tech (1/15/19)
Turnovers	6 vs. NC State (1/14/18)
Blocks	2 vs. Robert Morris (12/17/16)
Steals	5 vs. Morgan State (12/3/18)
Minutes	43 vs. Virginia Tech (2/9/18)

SEASON HIGHS

Points	25 at South Carolina (12/19/18)
FGs	9 at South Carolina (12/19/18)
3FGs	6 vs. Towson (11/6/18)
FTs	7 vs. Dayton (11/22/18)
Rebounds	9 vs. William & Mary (12/22/18)
Assists	12 vs. Virginia Tech (1/15/19)
Turnovers	5 vs. Marshall (12/31/18)
Blocks	N/A
Steals	5 vs. Morgan State (12/3/18)
Minutes	38 vs. Wisconsin (11/23/18)

De'Andre HUNTER

G • 6-7 • 225 • R-Sophomore • Philadelphia, Pa. • Friends' Central School

12

2018-19 HIGHLIGHTS

- Started 16 games
- Finished with 13 points and career-high tying 10 rebounds for second career double-double vs. Towson (11/6/18)
- Recorded 10 points vs. George Washington (11/11/18)
- Tallied a game-high 20 points, including 4-4 3FGs vs. Coppin State (11/16/18)
- Game-high 15 points, eight rebounds and career-high nine assists vs. Middle Tennessee (11/21/18)
- Matched a career high with 23 points vs. Dayton (11/22/18)
- Tallied 20 points and nine rebounds vs. Wisconsin (11/23/18)
- Averaged 19.3 points and 7.7 rebounds en route to ACC Player of the Week for week 3 and Battle 4 Atlantis MVP honors
- Dropped 15 points with four assists at Maryland (11/28/18)
- Scored 15 points on 6-8 shooting in just 20 minutes vs. Morgan State (12/3/18)
- Finished with 18 points with a career-high nine free throws vs. William & Mary (12/22/18)
- Tallied 18 points at Boston College (1/9/19)
- Netted game-high 21 points, matching a career-best 8 FGs vs. Virginia Tech (1/15/19)

2018-19 GAME-BY-GAME

Opponent	GP-GS	FG	3FG	FT	O-D	Reb	A	TO	Blk	Stl	PF	Min	Pts
Towson	1-1	5-12	0-1	3-5	4-6	10	1	0	0	1	3	26	13
George Washington	2-2	5-7	0-0	0-0	1-3	4	0	1	0	0	2	20	10
Coppin State	3-3	7-9	4-4	2-3	0-1	1	3	1	0	3	2	16	20
Middle Tenn.	4-4	5-9	2-5	3-4	2-6	8	9	4	1	1	0	35	15
Dayton	5-5	8-11	1-2	6-6	5-1	6	1	2	0	1	2	39	23
Wisconsin	6-6	8-14	0-3	4-6	1-8	9	0	1	1	0	0	36	20
at Maryland	7-7	6-13	1-3	2-2	3-2	5	4	0	1	0	3	35	15
Morgan State	8-8	6-8	2-3	1-2	0-1	1	1	1	0	0	0	20	15
VCU	9-9	1-6	0-1	7-7	2-2	4	0	2	0	0	5	35	9
at South Carolina	10-10	2-10	0-2	1-1	1-2	3	3	0	0	1	3	23	5
William & Mary	11-11	4-8	1-1	9-10	1-3	4	3	0	0	2	1	31	18
Marshall	12-12	3-5	0-1	5-6	1-4	5	3	0	1	0	3	25	11
Florida State	13-13	2-8	0-1	2-2	1-5	6	1	0	0	0	3	27	6
at Boston College	14-14	6-11	2-3	4-7	2-4	6	2	1	0	0	0	35	18
at Clemson	15-15	4-10	2-4	2-2	0-7	7	1	1	0	0	3	31	12
Virginia Tech	16-16	8-12	1-2	4-4	1-4	5	2	3	0	0	2	36	21

CAREER HIGHS

Points	23, 2x - last vs. Dayton (11/22/18)
FGs	8, 5x - last vs. Virginia Tech (1/15/19)
3FGs	4 vs. Coppin State (11/16/18)
FTs	9 vs. William & Mary (12/22/18)
Rebounds	10, 2x - last vs. Towson (11/6/18)
Assists	9 vs. Middle Tennessee (11/21/18)
Turnovers	4 vs. Middle Tennessee (11/21/18)
Blocks	2, 3x - vs. Wisconsin (11/23/18)
Steals	3 vs. Coppin State (11/16/18)
Minutes	39 vs. Dayton (11/22/18)

SEASON HIGHS

Points	23 vs. Dayton (11/22/18)
FGs	8, 3x - last vs. Virginia Tech (1/15/19)
3FGs	4 vs. Coppin State (11/16/18)
FTs	9 vs. William & Mary (12/22/18)
Rebounds	10 vs. Towson (11/6/18)
Assists	9 vs. Middle Tennessee (11/21/18)
Turnovers	4 vs. Middle Tennessee (11/21/18)
Blocks	2 vs. Wisconsin (11/23/18)
Steals	3 vs. Coppin State (11/16/18)
Minutes	39 vs. Dayton (11/22/18)

Grant KERSEY

G • 6-1 • 160 • Junior • Charlottesville, Va. • Albermarle

13

2018-19 HIGHLIGHTS

- Team manager has appeared in seven home games
- Made collegiate debut vs. Towson (11/6/18)
- Scored first career points vs. George Washington (11/11/18)
- Scored five points in three minutes vs. Morgan State (12/3/18)
- Netted 3-pointer at the buzzer to give Virginia 100 points vs. Marshall (12/31/18)

2018-19 GAME-BY-GAME

Opponent	GP-GS	FG	3FG	FT	O-D	Reb	A	TO	Blk	Stl	PF	Min	Pts
Towson	1-0	0-0	0-0	0-0	0-0	0	0	0	0	1	0	1	0
George Washington	2-0	0-0	0-0	2-2	0-0	0	0	0	0	0	0	1	2
Coppin State	3-0	1-1	1-1	0-0	0-0	0	0	0	0	0	4	3	
Middle Tenn.	DNP												
Dayton	DNP												
Wisconsin	DNP												
at Maryland	DNP												
Morgan State	4-0	1-1	0-0	3-3	0-0	0	1	0	0	0	3	5	
VCU	DNP												
at South Carolina	DNP												
William & Mary	5-0	0-0	0-0	0-0	0-0	0	0	0	0	0	1	0	
Marshall	6-0	1-1	1-1	0-0	1-0	1	0	1	0	0	2	3	
Florida State	7-0	0-0	0-0	0-0	0-0	0	0	1	0	0	1	0	
at Boston College	DNP												
at Clemson	DNP												
Virginia Tech	DNP												

CAREER HIGHS

Points	5 vs. Morgan State (12/3/18)
FGs	1, 3x - last vs. Marshall (12/31/18)
3FGs	1, 2x - last vs. Marshall (12/31/18)
FTs	3 vs. Morgan State (12/3/18)
Rebounds	1 vs. Marshall (12/31/18)
Assists	1 vs. Morgan State (12/3/18)
Turnovers	1, 2x - last vs. Florida State (1/5/19)
Blocks	
Steals	1 vs. Towson (11/6/18)
Minutes	5 vs. Morgan State (12/3/18)

SEASON HIGHS

Points	5 vs. Morgan State (12/3/18)
FGs	1, 3x - last vs. Marshall (12/31/18)
3FGs	1, 2x - last vs. Marshall (12/31/18)
FTs	3 vs. Morgan State (12/3/18)
Rebounds	1 vs. Marshall (12/31/18)
Assists	1 vs. Morgan State (12/3/18)
Turnovers	1, 2x - last vs. Florida State (1/5/19)
Blocks	
Steals	1 vs. Towson (11/6/18)
Minutes	5 vs. Morgan State (12/3/18)

2018-19 HIGHLIGHTS		2018-19 GAME-BY-GAME		CAREER HIGHS	
• Played 11 games		Opponent GP-GS FG 3FG FT O-D Reb A TO Blk Stl PF Min Pts		Points 9 vs. Morgan State (12/3/18)	
• Made collegiate debut vs. Towson (11/6/18)		Towson 1-0 0-2 0-2 0-0 0-0 0 1 0 0 0 1 4 0		FGs 2 vs. Morgan State (12/3/18)	
• Scored first career points with six points vs. Coppin State (11/16/18)		George Washington 2-0 0-0 0-0 0-0 0-1 1 0 1 0 0 1 3 0		3FGs 1, 3x - last at Boston College (1/9/19)	
• Scored nine points and made first career 3-pointer vs. Morgan State (12/3/18)		Coppin State 3-0 1-2 0-1 4-4 0-2 2 1 0 0 1 0 10 6		FTs 4, 2x - last vs. Morgan State (12/3/18)	
		Middle Tenn. 4-0 1-2 0-1 0-0 0-1 1 0 0 0 0 0 3 2		Rebounds 2 vs. Coppin State (11/16/18)	
		Dayton DNP		Assists 1, 2x - last vs. Coppin State (11/16/18)	
		Wisconsin DNP		Turnovers 2 vs. Florida State (1/5/19)	
		at Maryland DNP		Blocks	
		Morgan State 5-0 2-4 1-3 4-4 0-1 1 0 0 0 0 1 12 9		Steals 1 vs. Coppin State (12/2/18)	
		VCU DNP		Minutes 12 vs. Morgan State (12/3/18)	
		at South Carolina DNP			
		William & Mary 6-0 1-3 0-2 0-0 0-1 1 0 0 0 0 0 4 2			
		Marshall 7-0 1-2 1-2 0-0 0-0 0 0 0 0 0 0 6 3			
		Florida State 8-0 0-0 0-0 0-1 0-1 1 0 2 0 0 2 3 0			
		at Boston College 9-0 1-1 1-1 0-0 0-1 1 0 0 0 0 0 2 3			
		at Clemson 10-0 0-0 0-0 0-0 0-1 1 0 0 0 0 0 2 0			
		Virginia Tech 11-0 0-0 0-0 0-0 0-0 0 0 0 0 0 0 1 0			

2018-19 HIGHLIGHTS		2018-19 GAME-BY-GAME		CAREER HIGHS	
• Played 14 games		Opponent GP-GS FG 3FG FT O-D Reb A TO Blk Stl PF Min Pts		Points 10 vs. Louisville (1/31/18)	
• Recorded five points vs. Towson (11/6/18)		Towson 1-0 2-3 1-1 0-1 0-1 1 1 0 0 0 2 8 5		FGs 4 vs. Louisville (1/31/18)	
• Finished with two points, two rebounds and career-high tying four assists vs. Coppin State (11/16/18)		George Washington 2-0 0-0 0-0 0-0 0-0 0 1 0 0 0 0 12 0		3FGs 2 vs. Louisville (1/31/18)	
• Finished with eight points with career-bests in FTs (4), rebounds (4) and blocks (1) in career-high 20 minutes vs. Morgan State (12/3/18)		Coppin State 3-0 1-3 0-1 0-0 0-2 2 4 0 0 0 0 17 2		FTs 4 vs. Morgan State (12/3/18)	
		Middle Tenn. 4-0 0-0 0-0 0-0 0-1 1 0 0 0 0 1 3 0		Rebounds 4 vs. Morgan State (12/3/18)	
		Dayton DNP		Assists 4, 2x - last vs. Coppin State (11/16/18)	
		Wisconsin DNP		Turnovers 2, 3x - last vs. Florida State (1/5/19)	
		at Maryland 5-0 0-1 0-0 0-0 0-1 1 1 0 0 0 0 6 0		Blocks 1, 3x - last vs. Morgan State (12/3/18)	
		Morgan State 6-0 2-4 0-2 4-4 0-4 4 1 2 1 0 1 20 8		Steals 2 vs. Savannah State (12/19/17)	
		VCU 7-0 0-0 0-0 0-0 0-0 0 0 0 0 0 0 2 0		Minutes 20 vs. Morgan State (12/3/18)	
		at South Carolina 8-0 0-1 0-0 0-0 0-0 0 0 0 0 0 0 2 0			
		William & Mary 9-0 0-1 0-0 0-0 0-0 0 1 1 0 0 1 7 2			
		Marshall 10-0 0-2 0-0 0-0 0-0 0 1 0 0 0 0 5 0			
		Florida State 11-0 0-0 0-0 2-2 0-0 0 0 2 0 0 0 3 2			
		at Boston College 12-0 0-1 0-0 0-0 0-0 0 0 0 0 0 0 2 0			
		at Clemson 13-0 0-2 0-1 0-0 0-0 0 0 0 0 0 0 3 0			
		Virginia Tech 14-0 0-1 0-1 0-0 0-0 0 0 0 0 0 0 1 0			

Mamadi DIAKITE

F • 6-9 • 228 • R-Junior • Conakry, Guinea, Africa • Blue Ridge School

25

2018-19 HIGHLIGHTS

- Played 16 game, starting 10
- Had two points and two rebounds vs. Towson (11/6/18)
- Scored 10 points vs. George Washington (11/11/18)
- Netted a career-high 18 points vs. Coppin State (11/16/18)
- Recorded six points, five rebounds and one block vs. VCU (12/9/18)
- Scored 10 points at South Carolina (12/19/18)
- Dished out career-best two assists and season-high six boards vs. William & Mary (12/22/18)
- Tallied nine points and career-best three steals vs. Marshall (12/31/18)
- Matched a career high with 18 points at Boston College (1/9/19)

2018-19 GAME-BY-GAME

Opponent	GP-GS	FG	3FG	FT	O-D	Reb	A	TO	Blk	Stl	PF	Min	Pts
Towson	1-0	1-3	0-2	0-0	0-2	2	1	0	0	0	3	16	2
George Washington	2-0	5-8	0-1	0-0	2-1	3	0	2	2	0	3	17	10
Coppin State	3-1	7-9	2-2	2-2	2-1	3	1	2	2	0	2	22	18
Middle Tenn.	4-2	4-7	0-0	0-0	0-2	2	0	0	0	0	3	17	8
Dayton	5-3	0-2	0-0	0-0	1-0	1	0	0	0	0	3	8	0
Wisconsin	6-3	2-2	0-0	2-2	0-2	2	0	1	0	1	0	17	6
at Maryland	7-3	0-2	0-0	0-0	0-1	1	1	1	0	0	4	10	0
Morgan State	8-3	1-3	0-0	1-1	0-3	3	1	2	1	0	2	13	3
VCU	9-3	2-4	0-0	2-2	2-3	5	0	1	1	0	1	22	6
at South Carolina	10-4	5-6	0-0	0-1	1-4	5	1	1	1	1	4	22	10
William & Mary	11-5	3-5	0-0	0-0	0-6	6	2	0	1	0	2	24	6
Marshall	12-6	4-6	1-1	0-0	2-2	4	0	1	2	3	0	21	9
Florida State	13-7	2-6	0-0	2-3	1-3	4	0	1	1	1	2	25	6
at Boston College	14-8	9-12	0-0	0-0	3-4	7	0	1	2	1	3	25	18
at Clemson	15-9	0-2	0-0	0-0	1-4	5	0	1	1	0	2	19	0
Virginia Tech	16-10	2-4	0-1	0-0	2-1	3	0	0	1	0	1	16	4

CAREER HIGHS

Points	18, 2x - last at Boston College (1/9/19)
FGs	9 at Boston College (1/9/19)
3FGs	2, 2x - last vs. Coppin State (11/16/18)
FTs	4 vs. Louisville (1/31/18)
Rebounds	7 vs. Yale (11/20/16)
Assists	2 vs. William & Mary (12/22/18)
Turnovers	4 vs. Wisconsin (11/28/17)
Blocks	4 vs. Yale (11/20/16)
Steals	3 vs. Marshall (12/31/18)
Minutes	29, 2x - last at West Virginia (12/5/17)

SEASON HIGHS

Points	18, 2x - last at Boston College (1/9/19)
FGs	9 at Boston College (1/9/19)
3FGs	2 vs. Coppin State (11/16/18)
FTs	2, 4x - last vs. Florida State (1/5/19)
Rebounds	6 vs. William & Mary (12/22/18)
Assists	2 vs. William & Mary (12/22/18)
Turnovers	2, 3x - last vs. Morgan State (12/3/18)
Blocks	2, 4x - last at Boston College (1/9/19)
Steals	3 vs. Marshall (12/31/18)
Minutes	25, 2x - last at Boston College (1/9/19)

Jay HUFF

F • 7-1 • 232 • R-Sophomore • Durham, N.C. • Voyager Academy

30

2018-19 HIGHLIGHTS

- Played 13 games
- Tallied eight points in eight minutes vs. Towson (11/6/18)
- Scored nine points on 4-5 shooting with four rebounds vs. Coppin State (11/16/18)
- Blocked three shots in 14 minutes vs. Morgan State (12/3/18)
- Registered season-high 14 points and career-high eight rebounds vs. Marshall (12/31/18)
- Tallied five points at Boston College (1/9/19)
- Registered 11 points, seven rebounds and one blocked shot in 10 second half minutes at Clemson (1/12/19)
- Provided seven points and a block vs. Virginia Tech (1/15/19)

2018-19 GAME-BY-GAME

Opponent	GP-GS	FG	3FG	FT	O-D	Reb	A	TO	Blk	Stl	PF	Min	Pts
Towson	1-0	3-4	1-1	1-2	1-0	1	0	0	0	0	1	8	8
George Washington	2-0	1-2	0-1	1-2	0-3	3	1	0	1	0	3	16	3
Coppin State	3-0	4-5	1-1	0-1	1-3	4	0	0	0	0	1	16	9
Middle Tenn.	4-0	1-2	0-0	1-2	2-1	3	0	0	2	0	1	7	3
Dayton	5-0	0-0	0-0	0-0	0-1	1	0	1	0	0	0	5	0
Wisconsin	DNP												
at Maryland	DNP												
Morgan State	6-0	1-1	0-0	0-0	0-2	2	0	1	3	0	1	14	2
VCU	7-0	0-0	0-0	0-0	0-0	0	0	0	0	0	1	2	0
at South Carolina	DNP												
William & Mary	8-0	1-2	1-1	0-0	0-1	1	0	1	0	0	1	5	3
Marshall	9-0	4-8	0-2	6-6	5-3	8	2	1	2	0	4	13	14
Florida State	10-0	0-0	0-0	0-0	0-0	0	0	0	1	0	2	5	0
at Boston College	11-0	2-2	1-1	0-0	0-1	1	0	2	0	0	3	6	5
at Clemson	12-0	4-5	1-2	2-4	1-6	7	0	0	1	0	1	10	11
Virginia Tech	13-0	3-3	1-1	0-0	0-2	2	0	0	1	0	0	11	7

CAREER HIGHS

Points	16 vs. Austin Peay (11/13/17)
FGs	7 vs. Austin Peay (11/13/17)
3FGs	2 vs. Austin Peay (11/13/17)
FTs	6 vs. Marshall (12/31/18)
Rebounds	8 vs. Marshall (12/31/18)
Assists	2, 2x - last vs. Marshall (12/31/18)
Turnovers	2, 2x - last at Boston College (1/9/19)
Blocks	5 vs. Austin Peay (11/13/17)
Steals	N/A
Minutes	24 vs. Austin Peay (11/13/17)

SEASON HIGHS

Points	14 vs. Marshall (12/31/18)
FGs	4, 3x - last at Clemson (1/12/19)
3FGs	1, 6x - last vs. Virginia Tech (1/15/19)
FTs	6 vs. Marshall (12/31/18)
Rebounds	8 vs. Marshall (12/31/18)
Assists	2 vs. Marshall (12/31/18)
Turnovers	2 at Boston College (1/9/19)
Blocks	3 vs. Morgan State (12/3/18)
Steals	
Minutes	16, 2x - last vs. Coppin State (11/16/18)

- 2018-19 HIGHLIGHTS
- Played 15 games, starting 13
 - Totaled four points and three rebounds vs. George Washington (11/6/18)
 - Missed the Coppin State with back stiffness, ending his 70-game starting streak
 - Scored a career-high 12 points, including 10 in the second half, and had seven rebounds at Maryland (11/28/18)
 - Grabbed seven rebounds vs. VCU (12/9/18)
 - Pulled down a season-high nine rebounds at South Carolina (12/19/18)
 - Scored seven points at Boston College (1/9/19)
 - Tallied seven points and eight rebounds at Clemson (1/12/19)

2018-19 GAME-BY-GAME

Opponent	GP-GS	FG	3FG	FT	O-D	Reb	A	TO	Blk	Stl	PF	Min	Pts
Towson	1-1	1-1	0-0	1-2	2-1	3	0	2	1	0	3	14	3
George Washington	2-2	1-5	0-0	2-2	0-3	3	1	1	0	0	3	21	4
Coppin State	DNP												
Middle Tenn.	3-2	2-3	0-0	0-3	2-2	4	0	0	1	0	1	14	4
Dayton	4-2	1-2	0-0	0-0	1-3	4	0	1	0	0	4	20	2
Wisconsin	5-3	1-4	0-0	0-0	4-1	5	0	1	1	1	4	26	2
at Maryland	6-4	6-7	0-0	0-1	3-4	7	1	0	1	1	3	34	12
Morgan State	7-5	2-3	0-0	2-2	1-3	4	2	0	0	1	2	13	6
VCU	8-6	0-1	0-0	1-3	3-4	7	0	2	1	0	2	20	1
at South Carolina	9-7	1-3	0-0	2-4	2-7	9	2	0	1	1	3	33	4
William & Mary	10-8	3-5	0-0	0-0	2-0	2	0	2	0	0	4	15	6
Marshall	11-9	1-2	0-0	0-0	1-2	3	4	0	0	0	0	16	2
Florida State	12-10	0-2	0-0	2-2	2-3	5	1	0	0	0	2	22	2
at Boston College	13-11	3-3	0-0	1-2	1-1	2	0	1	1	1	3	14	7
at Clemson	14-12	3-5	0-0	1-3	3-5	8	0	2	0	0	3	21	7
Virginia Tech	15-13	2-3	0-0	0-0	3-2	5	0	0	0	0	3	17	4

CAREER HIGHS

Points	12 at Maryland (11/28/18)
FGs	6 at Maryland (11/28/18)
3FGs	N/A
FTs	4 vs. UNCG (11/10/17)
Rebounds	10 vs. Florida (3/18/17)
Assists	4 vs. Marshall (12/31/18)
Turnovers	3, 2x - last at West Virginia (12/5/17)
Blocks	3 vs. Savannah State (12/19/17)
Steals	2 at Pitt (2/24/18)
Minutes	35 vs. Georgia Tech (1/21/17)

SEASON HIGHS

Points	12 at Maryland (11/28/18)
FGs	6 at Maryland (11/28/18)
3FGs	
FTs	2, 4x - last vs. Florida State (1/5/19)
Rebounds	9 at South Carolina (12/19/18)
Assists	4 vs. Marshall (12/31/18)
Turnovers	2, 4x - last at Clemson (1/12/19)
Blocks	1, 7x - last at Boston College (1/9/19)
Steals	1, 5x - last at Boston College (1/9/19)
Minutes	34 at Maryland (11/28/18)

- 2018-19 HIGHLIGHTS
- Has appeared in eight contests
 - Awarded a scholarship on 1/13/19
 - Scored three points in seven minutes vs. Coppin State (11/16/18)
 - Added a 3-pointer and an assist vs. Morgan State (12/3/18)

2018-19 GAME-BY-GAME

Opponent	GP-GS	FG	3FG	FT	O-D	Reb	A	TO	Blk	Stl	PF	Min	Pts
Towson	1-0	1-1	0-0	0-0	0-2	2	1	0	1	0	0	3	2
George Washington	2-0	0-0	0-0	0-0	0-0	0	0	1	0	0	0	0	2
Coppin State	3-0	1-2	1-2	0-0	0-0	0	1	0	0	0	0	7	3
Middle Tenn.	4-0	0-1	0-1	0-0	0-1	1	0	0	0	0	0	2	0
Dayton	DNP												
Wisconsin	DNP												
at Maryland	DNP												
Morgan State	5-0	1-1	0-0	0-0	0-0	0	1	0	0	0	1	3	2
VCU	DNP												
at South Carolina	DNP												
William & Mary	6-0	0-1	0-1	0-0	0-1	1	0	0	0	0	0	2	0
Marshall	7-0	0-2	0-2	0-0	0-0	0	0	0	0	0	0	2	0
Florida State	8-0	0-0	0-0	0-0	0-0	0	0	0	0	0	1	1	0
at Boston College	DNP												
at Clemson	DNP												
Virginia Tech	DNP												

CAREER HIGHS

Points	3, 2x - last vs. Coppin State (11/16/18)\
FGs	1, 5x - last vs. Morgan State (12/3/18)
3FGs	1, 2x - last vs. Coppin State (11/16/18)
FTs	1 vs. Hampton (12/22/17)
Rebounds	2 vs. Towson (11/6/18)
Assists	1, 3x - last vs. Coppin State (11/16/18)
Turnovers	1, 2x - last vs. George Washington (11/11/18)
Blocks	1 vs. Towson (11/6/18)
Steals	1 vs. Austin Peay (11/13/17)
Minutes	7 vs. Coppin State (11/16/18)

SEASON HIGHS

Points	3 vs. Coppin State (11/16/18)
FGs	1, 2x - last vs. Morgan State (12/3/18)
3FGs	1 vs. Coppin State (11/16/18)
FTs	
Rebounds	2 vs. Towson (11/6/18)
Assists	1, 3x - last vs. Coppin State (11/16/18)
Turnovers	1 vs. George Washington (11/11/18)
Blocks	1 vs. Towson (11/6/18)
Steals	
Minutes	7 vs. Coppin State (11/16/18)



2018-19 Virginia Basketball
Virginia Combined Team Statistics (as of Jan 15, 2019)
All games



RECORD:	OVERALL	HOME	AWAY	NEUTRAL
ALL GAMES	16-0	9-0	4-0	3-0
CONFERENCE	4-0	2-0	2-0	0-0
NON-CONFERENCE	12-0	7-0	2-0	3-0

#	Player	gp-gs	min	avg	Total		3-Point		F-Throw		Rebounds								a	to	blk	stl	pts	avg
					fg-fga	fg%	3fg-fga	3fg%	ft-fa	ft%	off	def	tot	avg	pf	dq								
05	Kyle Guy	16-16	531	33.2	83-176	.472	49-105	.467	29-33	.879	11	58	69	4.3	18	0	34	22	1	10	244	15.3		
12	De'Andre Hunter	16-16	470	29.4	80-153	.523	16-36	.444	55-67	.821	25	59	84	5.3	32	1	34	17	4	9	231	14.4		
11	Ty Jerome	16-16	496	31.0	70-164	.427	35-85	.412	36-47	.766	9	57	66	4.1	21	0	78	27	0	30	211	13.2		
02	Braxton Key	16-5	345	21.6	42-83	.506	10-29	.345	24-31	.774	18	71	89	5.6	30	0	18	9	5	20	118	7.4		
25	Mamadi Diakite	16-10	297	18.6	47-81	.580	3-7	.429	9-11	.818	16	40	56	3.5	35	0	7	14	15	8	106	6.6		
30	Jay Huff	13-0	120	9.2	24-34	.706	6-10	.600	11-17	.647	10	23	33	2.5	19	0	3	6	11	1	65	5.0		
00	Kihei Clark	16-4	420	26.3	22-69	.319	12-37	.324	19-23	.826	4	26	30	1.9	23	0	38	17	0	13	75	4.7		
33	Jack Salt	15-13	302	20.1	27-49	.551	0-0	.000	12-24	.500	30	41	71	4.7	39	0	11	12	7	5	66	4.4		
23	Kody Stattmann	11-0	50	4.5	7-16	.438	3-12	.250	8-9	.889	2	7	9	0.8	5	0	2	3	0	1	25	2.3		
01	Grant Kersey	7-0	13	1.9	3-3	1.000	2-2	1.000	5-5	1.000	1	0	1	0.1	0	0	1	2	0	0	13	1.9		
24	Marco Anthony	14-0	92	6.6	5-19	.263	1-6	.167	6-7	.857	0	9	9	0.6	5	0	10	5	1	0	17	1.2		
45	Austin Katstra	8-0	22	2.8	3-8	.375	1-6	.167	0-0	.000	0	4	4	0.5	4	0	3	1	1	0	7	0.9		
10	Jayden Nixon	8-0	27	3.4	2-9	.222	0-3	.000	2-4	.500	2	5	7	0.9	7	0	0	4	1	1	6	0.8		
01	Francesco Badocchi	6-0	15	2.5	2-3	.667	0-0	.000	0-0	.000	2	1	3	0.5	2	0	0	0	0	0	4	0.7		
Team											17	17	34				3							
Total.....		16	3200		417-867	.481	138-338	.408	216-278	.777	147	418	565	35.3	240	1	239	142	46	98	1188	74.2		
Opponents.....		16	3204		299-808	.370	77-307	.251	152-238	.639	130	327	457	28.6	273	-	125	198	41	83	827	51.7		

TEAM STATISTICS	VA	OPP	Date	Opponent	Score	Att.
SCORING	1188	827	11/06/18	TOWSON	w 73-42	13807
Points per game	74.2	51.7	11/11/18	GEORGE WASHINGTON	w 76-57	13574
Scoring margin	+22.6	-	11/16/18	COPPIN ST.	w 97-40	13971
FIELD GOALS-ATT	417-867	299-808	! 11/21/18	vs Middle Tennessee	w 74-52	1115
Field goal pct	.481	.370	! 11/22/18	vs Dayton	w 66-59	2258
3 POINT FG-ATT	138-338	77-307	! 11/23/18	vs Wisconsin	w 53-46	2249
3-point FG pct	.408	.251	11/28/18	at Maryland	w 76-71	17950
3-pt FG made per game	8.6	4.8	12/03/18	MORGAN ST.	w 83-45	13397
FREE THROWS-ATT	216-278	152-238	12/09/18	VCU	w 57-49	13648
Free throw pct	.777	.639	12/19/18	at South Carolina	w 69-52	12291
F-Throws made per game	13.5	9.5	12/22/18	WILLIAM & MARY	w 72-40	14623
REBOUNDS	565	457	12/31/18	MARSHALL	w 100-64	14623
Rebounds per game	35.3	28.6	* 01/05/19	FLORIDA ST.	w 65-52	14623
Rebounding margin	+6.8	-	* 01/09/19	at Boston College	w 83-56	5738
ASSISTS	239	125	* 01/12/19	at Clemson	w 63-43	9242
Assists per game	14.9	7.8	* 01/15/19	VIRGINIA TECH	w 81-59	14623
TURNOVERS	142	198				
Turnovers per game	8.9	12.4				
Turnover margin	+3.5	-				
Assist/turnover ratio	1.7	0.6				
STEALS	98	83				
Steals per game	6.1	5.2				
BLOCKS	46	41				
Blocks per game	2.9	2.6				
ATTENDANCE	126889	50843				
Home games-Avg/Game	9-14099	4-11305				
Neutral site-Avg/Game	-	3-1874				

! = Battle 4 Atlantis (Nassau, Bahamas)
* = Conference game

Score by Periods	1st	2nd	Totals
Virginia	601	587	1188
Opponents	366	461	827



2018-19 Virginia Basketball
Virginia Combined Team Statistics (as of Jan 15, 2019)
Conference games



RECORD:	OVERALL	HOME	AWAY	NEUTRAL
ALL GAMES	4-0	2-0	2-0	0-0
CONFERENCE	4-0	2-0	2-0	0-0
NON-CONFERENCE	0-0	0-0	0-0	0-0

#	Player	gp-gs	min	avg	Total		3-Point		F-Throw		Rebounds				pf	dq	a	to	blk	stl	pts	avg
					fg-fga	fg%	3fg-fga	3fg%	ft-fga	ft%	off	def	tot	avg								
05	Kyle Guy	4-4	138	34.5	21-44	.477	13-26	.500	4-4	1.000	1	20	21	5.3	4	0	10	5	1	4	59	14.8
12	De'Andre Hunter	4-4	129	32.2	20-41	.488	5-10	.500	12-15	.800	4	20	24	6.0	8	0	6	5	0	0	57	14.3
02	Braxton Key	4-0	94	23.5	17-26	.654	4-9	.444	5-6	.833	2	22	24	6.0	4	0	7	1	2	4	43	10.8
11	Ty Jerome	4-4	128	32.0	14-39	.359	8-20	.400	5-6	.833	3	12	15	3.8	3	0	27	8	0	4	41	10.3
25	Mamadi Diakite	4-4	86	21.5	13-24	.542	0-1	.000	2-3	.667	7	12	19	4.8	8	0	0	3	5	2	28	7.0
30	Jay Huff	4-0	34	8.5	9-10	.900	3-4	.750	2-4	.500	1	9	10	2.5	6	0	0	2	3	0	23	5.8
33	Jack Salt	4-4	74	18.5	8-13	.615	0-0	.000	4-7	.571	9	11	20	5.0	11	0	1	3	1	1	20	5.0
00	Kihei Clark	4-0	88	22.0	4-14	.286	4-9	.444	2-2	1.000	2	2	4	1.0	6	0	7	4	0	2	14	3.5
23	Kody Statmann	4-0	8	2.0	1-1	1.000	1-1	1.000	0-1	.000	0	3	3	0.8	2	0	0	2	0	0	3	0.8
24	Marco Anthony	4-0	9	2.3	0-4	.000	0-2	.000	2-2	1.000	0	0	0	0.0	0	0	0	2	0	0	2	0.5
01	Francesco Badocchi	4-0	9	2.3	1-1	1.000	0-0	.000	0-0	.000	0	0	0	0.0	0	0	0	0	0	0	2	0.5
45	Austin Katstra	1-0	1	1.0	0-0	.000	0-0	.000	0-0	.000	0	0	0	0.0	1	0	0	0	0	0	0	0.0
10	Jayden Nixon	1-0	1	1.0	0-0	.000	0-0	.000	0-0	.000	0	0	0	0.0	2	0	0	1	0	0	0	0.0
13	Grant Kersey	1-0	1	1.0	0-0	.000	0-0	.000	0-0	.000	0	0	0	0.0	0	0	0	1	0	0	0	0.0
Team											6	4	10					2				
Total.....		4	800		108-217	.498	38-82	.463	38-50	.760	35	115	150	37.5	55	0	58	39	12	17	292	73.0
Opponents.....		4	800		70-199	.352	23-88	.261	47-70	.671	28	80	108	27.0	55	-	29	40	9	26	210	52.5

TEAM STATISTICS	VA	OPP
SCORING	292	210
Points per game	73.0	52.5
Scoring margin	+20.5	-
FIELD GOALS-ATT	108-217	70-199
Field goal pct	.498	.352
3 POINT FG-ATT	38-82	23-88
3-point FG pct	.463	.261
3-pt FG made per game	9.5	5.8
FREE THROWS-ATT	38-50	47-70
Free throw pct	.760	.671
F-Throws made per game	9.5	11.8
REBOUNDS	150	108
Rebounds per game	37.5	27.0
Rebounding margin	+10.5	-
ASSISTS	58	29
Assists per game	14.5	7.3
TURNOVERS	39	40
Turnovers per game	9.8	10.0
Turnover margin	+0.3	-
Assist/turnover ratio	1.5	0.7
STEALS	17	26
Steals per game	4.3	6.5
BLOCKS	12	9
Blocks per game	3.0	2.3
ATTENDANCE	29246	14980
Home games-Avg/Game	2-14623	2-7490
Neutral site-Avg/Game	-	0-0

Date	Opponent		Score	Att.
* 01/05/19	FLORIDA ST.	w	65-52	14623
* 01/09/19	at Boston College	w	83-56	5738
* 01/12/19	at Clemson	w	63-43	9242
* 01/15/19	VIRGINIA TECH	w	81-59	14623

! = Battle 4 Atlantis (Nassau, Bahamas)

* = Conference game

Score by Periods	1st	2nd	Totals
Virginia	156	136	292
Opponents	97	113	210



2018-19 Virginia Basketball
Virginia Team Game-by-Game Comparison (as of Jan 15, 2019)
All games



Opponent	1st	2nd	Score	Mar	Total FG	FG Pct	3-Pointers	3FG Pct	Free Throws	FT Pct	Rebounds	Assist	T/Over	Block	Steal	Fouls
TOWSON	28/19	45/23	73-42	+31	26-54/13-41	.481/.317	10-26/4-14	.385/.286	11-18/12-27	.611/.444	35/32 +3	19/0	5/14	3/0	6/3	19/18
GEORGE WASHINGTON	42/17	34/40	76-57	+19	30-55/18-45	.545/.400	8-19/6-18	.421/.333	8-13/15-23	.615/.652	32/25 +7	18/8	12/16	3/2	7/4	22/21
COPPIN ST.	45/17	52/23	97-40	+57	35-58/17-52	.603/.327	15-25/6-24	.600/.250	12-15/0-0	.800/.000	35/25 +10	24/10	4/16	5/0	8/0	8/19
Middle Tennessee	38/25	36/27	74-52	+22	26-56/20-51	.464/.392	8-23/3-13	.348/.231	14-20/9-12	.700/.750	38/26 +12	16/12	13/15	4/4	8/9	11/18
Dayton	27/22	39/37	66-59	+7	21-49/25-46	.429/.543	7-20/5-14	.350/.357	17-22/4-8	.773/.500	30/27 +3	8/12	9/14	0/2	6/6	14/21
Wisconsin	33/18	20/28	53-46	+7	20-54/21-48	.370/.438	4-17/2-11	.235/.182	9-12/2-3	.750/.667	31/33 (2)	10/13	5/13	2/5	9/4	9/11
Maryland	39/30	37/41	76-71	+5	28-59/27-50	.475/.540	10-22/7-17	.455/.412	10-15/10-16	.667/.625	23/35 (12)	15/12	2/14	2/2	7/0	19/16
MORGAN ST.	47/23	36/22	83-45	+38	27-50/14-54	.540/.259	8-22/4-19	.364/.211	21-23/13-16	.913/.813	33/28 +5	17/5	13/16	5/2	9/10	15/21
VCU	29/24	28/25	57-49	+8	13-44/18-61	.295/.295	5-18/6-29	.278/.207	26-30/7-11	.867/.636	38/34 +4	9/7	12/8	2/4	4/2	18/21
South Carolina	33/26	36/26	69-52	+17	26-59/20-55	.441/.364	8-24/3-18	.333/.167	9-13/9-13	.692/.692	33/37 (4)	15/9	5/12	2/4	6/4	15/15
WILLIAM & MARY	34/23	38/17	72-40	+32	24-50/16-49	.480/.327	5-13/2-20	.385/.100	19-21/6-16	.905/.375	42/24 +18	12/3	7/7	1/3	4/4	17/17
MARSHALL	50/25	50/39	100-64	+36	33-62/20-57	.532/.351	12-27/6-22	.444/.273	22-26/18-23	.846/.783	45/23 +22	18/5	16/13	5/4	7/11	18/20
FLORIDA ST.	42/23	23/29	65-52	+13	21-52/15-44	.404/.341	7-16/6-23	.438/.261	16-18/16-27	.889/.593	36/32 +4	12/8	11/15	2/6	4/9	16/19
Boston College	43/31	40/25	83-56	+27	33-55/22-57	.600/.386	8-19/7-25	.421/.280	9-14/5-9	.643/.556	41/21 +20	17/6	11/9	6/0	5/4	16/12
Clemson	27/21	36/22	63-43	+20	23-57/14-54	.404/.259	10-23/3-19	.435/.158	7-12/12-17	.583/.706	46/36 +10	11/5	8/7	2/2	4/7	13/14
VIRGINIA TECH	44/22	37/37	81-59	+22	31-53/19-44	.585/.432	13-24/7-21	.542/.333	6-6/14-17	1000/.824	27/19 +8	18/10	9/9	2/1	4/6	10/10

Note: Game totals are displayed in the format TEAM/OPPONENT for each category



2018-19 Virginia Basketball
Virginia Points-Rebounds-Assists (as of Jan 15, 2019)
All games



Opponent	Date	Score		00 CLARK,KIHE	01 BADOCCHI,F	02 KEY,BRAXTO	05 GUY,KYLE	10 NIXON,JAYD	11 JEROME,TY	12 HUNTER,DE'
TOWSON	11/06/18	73-42	w	4-1-6	DNP	7-9-1	8-2-3	1-0-0	20-3-4	13-10-1
GEORGE WASHINGTON	11/11/18	76-57	w	2-2-3	DNP	5-3-1	20-6-4	0-0-0	20-6-7	10-4-0
COPPIN ST.	11/16/18	97-40	w	9-2-2	DNP	7-7-1	7-6-5	2-3-0	11-4-6	20-1-3
vs Middle Tennessee	11/21/18	74-52	w	7-2-1	DNP	13-7-2	15-2-1	0-0-0	7-1-3	15-8-9
vs Dayton	11/22/18	66-59	w	9-5-2	DNP	3-6-2	14-3-1	DNP	15-1-2	23-6-1
vs Wisconsin	11/23/18	53-46	w	5-5-2	DNP	0-0-0	9-3-3	DNP	11-4-5	20-9-0
at Maryland	11/28/18	76-71	w	4-2-4	DNP	10-1-0	18-3-3	DNP	17-3-1	15-5-4
MORGAN ST.	12/03/18	83-45	w	3-2-2	DNP	6-9-1	15-1-2	1-0-0	8-3-5	15-1-1
VCU	12/09/18	57-49	w	9-2-4	DNP	3-4-1	15-6-1	DNP	14-8-3	9-4-0
at South Carolina	12/19/18	69-52	w	2-0-2	DNP	5-7-0	18-1-0	DNP	25-6-7	5-3-3
WILLIAM & MARY	12/22/18	72-40	w	2-1-1	0-2-0	9-4-0	16-7-1	2-3-0	8-9-4	18-4-3
MARSHALL	12/31/18	100-64	w	5-2-2	2-1-0	7-8-2	30-8-0	0-1-0	14-3-4	11-5-3
FLORIDA ST.	01/05/19	65-52	w	0-1-1	2-0-0	20-6-0	21-5-3	0-0-0	6-4-6	6-6-1
at Boston College	01/09/19	83-56	w	0-0-4	0-0-0	9-9-2	10-8-5	DNP	13-4-4	18-6-2
at Clemson	01/12/19	63-43	w	5-1-1	0-0-0	7-8-3	13-3-1	DNP	8-3-5	12-7-1
VIRGINIA TECH	01/15/19	81-59	w	9-2-1	0-0-0	7-1-2	15-5-1	DNP	14-4-12	21-5-2

Opponent	Date	Score		13 KERSEY,GRA	23 STATTMANN,	24 ANTHONY,MA	25 DIAKITE,MA	30 HUFF,JAY	33 SALT,JACK	45 KATSTRA,AU
TOWSON	11/06/18	73-42	w	0-0-0	0-0-1	5-1-1	2-2-1	8-1-0	3-3-0	2-2-1
GEORGE WASHINGTON	11/11/18	76-57	w	2-0-0	0-1-0	0-0-1	10-3-0	3-3-1	4-3-1	0-0-0
COPPIN ST.	11/16/18	97-40	w	3-0-0	6-2-1	2-2-4	18-3-1	9-4-0	DNP	3-0-1
vs Middle Tennessee	11/21/18	74-52	w	DNP	2-1-0	0-1-0	8-2-0	3-3-0	4-4-0	0-1-0
vs Dayton	11/22/18	66-59	w	DNP	DNP	DNP	0-1-0	0-1-0	2-4-0	DNP
vs Wisconsin	11/23/18	53-46	w	DNP	DNP	DNP	6-2-0	DNP	2-5-0	DNP
at Maryland	11/28/18	76-71	w	DNP	DNP	0-1-1	0-1-1	DNP	12-7-1	DNP
MORGAN ST.	12/03/18	83-45	w	5-0-1	9-1-0	8-4-1	3-3-1	2-2-0	6-4-2	2-0-1
VCU	12/09/18	57-49	w	DNP	DNP	0-0-0	6-5-0	0-0-0	1-7-0	DNP
at South Carolina	12/19/18	69-52	w	DNP	DNP	0-0-0	10-5-1	DNP	4-9-2	DNP
WILLIAM & MARY	12/22/18	72-40	w	0-0-0	2-1-0	0-0-1	6-6-2	3-1-0	6-2-0	0-1-0
MARSHALL	12/31/18	100-64	w	3-1-0	3-0-0	0-0-1	9-4-0	14-8-2	2-3-4	0-0-0
FLORIDA ST.	01/05/19	65-52	w	0-0-0	0-1-0	2-0-0	6-4-0	0-0-0	2-5-1	0-0-0
at Boston College	01/09/19	83-56	w	DNP	3-1-0	0-0-0	18-7-0	5-1-0	7-2-0	DNP
at Clemson	01/12/19	63-43	w	DNP	0-1-0	0-0-0	0-5-0	11-7-0	7-8-0	DNP
VIRGINIA TECH	01/15/19	81-59	w	DNP	0-0-0	0-0-0	4-3-0	7-2-0	4-5-0	DNP



2018-19 Virginia Basketball
Virginia Game-by-Game Highs (as of Jan 15, 2019)
All games



Opponent	Date	Score	Points	Rebounds	Assists	Steals	Blocked shots
TOWSON	11/06/18	73-42	20-Ty Jerome	10-De'Andre Hunter	6-Kihe Clark	3-Ty Jerome	1-Jack Salt Austin Katstra Braxton Key
GEORGE WASHINGTON	11/11/18	76-57	20-Ty Jerome Kyle Guy	6-Kyle Guy Ty Jerome	7-Ty Jerome	4-Ty Jerome	2-Mamadi Diakite
COPPIN ST.	11/16/18	97-40	20-De'Andre Hunter	7-Braxton Key	6-Ty Jerome	3-De'Andre Hunter	2-Braxton Key Mamadi Diakite
vs Middle Tennessee	11/21/18	74-52	15-Kyle Guy De'Andre Hunter	8-De'Andre Hunter	9-De'Andre Hunter	3-Kyle Guy	2-Jay Huff
vs Dayton	11/22/18	66-59	23-De'Andre Hunter	6-Braxton Key De'Andre Hunter	2-Ty Jerome Kihe Clark Braxton Key	4-Braxton Key	None
vs Wisconsin	11/23/18	53-46	20-De'Andre Hunter	9-De'Andre Hunter	5-Ty Jerome	3-Ty Jerome Kihe Clark	1-De'Andre Hunter Jack Salt
at Maryland	11/28/18	76-71	18-Kyle Guy	7-Jack Salt	4-De'Andre Hunter Kihe Clark	2-Braxton Key Kihe Clark	1-De'Andre Hunter Jack Salt
MORGAN ST.	12/03/18	83-45	15-De'Andre Hunter Kyle Guy	9-Braxton Key	5-Ty Jerome	5-Ty Jerome	3-Jay Huff
VCU	12/09/18	57-49	15-Kyle Guy	8-Ty Jerome	4-Kihe Clark	2-Ty Jerome Kihe Clark	1-Jack Salt Mamadi Diakite
at South Carolina	12/19/18	69-52	25-Ty Jerome	9-Jack Salt	7-Ty Jerome	2-Mamadi Diakite Braxton Key	1-Mamadi Diakite Jack Salt
WILLIAM & MARY	12/22/18	72-40	18-De'Andre Hunter	9-Ty Jerome	4-Ty Jerome	2-De'Andre Hunter Ty Jerome	1-Mamadi Diakite
MARSHALL	12/31/18	100-64	30-Kyle Guy	8-Jay Huff Braxton Key Kyle Guy	4-Ty Jerome Jack Salt	3-Ty Jerome Mamadi Diakite	2-Mamadi Diakite Jay Huff
FLORIDA ST.	01/05/19	65-52	21-Kyle Guy	6-De'Andre Hunter Braxton Key	6-Ty Jerome	1-Kihe Clark Braxton Key Mamadi Diakite Kyle Guy	1-Mamadi Diakite Jay Huff
at Boston College	01/09/19	83-56	18-Mamadi Diakite De'Andre Hunter	9-Braxton Key	5-Kyle Guy	2-Kyle Guy	2-Mamadi Diakite Braxton Key
at Clemson	01/12/19	63-43	13-Kyle Guy	8-Jack Salt Braxton Key	5-Ty Jerome	2-Braxton Key	1-Jay Huff Mamadi Diakite
VIRGINIA TECH	01/15/19	81-59	21-De'Andre Hunter	5-Kyle Guy Jack Salt De'Andre Hunter	12-Ty Jerome	2-Ty Jerome	1-Mamadi Diakite Jay Huff



Individual Career History



Marco Anthony

			Total		3-Point		F-Throws		Rebounds											Scoring	
Season	gp-gs	min/avg	fg-fga	pct	fg-fga	pct	ft-fta	pct	off	def	tot	avg	pf	fo	ast	to	blk	stl	pts	avg	
2017-18	13-0	103/7.9	10-28	.357	5-13	.385	1-3	.333	1	12	13	1.0	5	0	9	6	2	2	26	2.0	
2018-19	14-0	92/6.6	5-19	.263	1-6	.167	6-7	.857	0	9	9	0.6	5	0	10	5	1	0	17	1.2	
TOTAL	27-0	195/7.2	15-47	.319	6-19	.316	7-10	.700	1	21	22	0.8	10	0	19	11	3	2	43	1.6	

Francesco Badocchi

			Total		3-Point		F-Throws		Rebounds											Scoring	
Season	gp-gs	min/avg	fg-fga	pct	fg-fga	pct	ft-fta	pct	off	def	tot	avg	pf	fo	ast	to	blk	stl	pts	avg	
2018-19	6-0	15/2.5	2-3	.667	0-0	.000	0-0	.000	2	1	3	0.5	2	0	0	0	0	0	4	0.7	
TOTAL	6-0	15/2.5	2-3	.667	0-0	.000	0-0	.000	2	1	3	0.5	2	0	0	0	0	0	4	0.7	

Francisco Caffaro

Kihei Clark

			Total		3-Point		F-Throws		Rebounds											Scoring	
Season	gp-gs	min/avg	fg-fga	pct	fg-fga	pct	ft-fta	pct	off	def	tot	avg	pf	fo	ast	to	blk	stl	pts	avg	
2018-19	16-4	420/26.3	22-69	.319	12-37	.324	19-23	.826	4	26	30	1.9	23	0	38	17	0	13	75	4.7	
TOTAL	16-4	420/26.3	22-69	.319	12-37	.324	19-23	.826	4	26	30	1.9	23	0	38	17	0	13	75	4.7	

Mamadi Diakite

			Total		3-Point		F-Throws		Rebounds											Scoring	
Season	gp-gs	min/avg	fg-fga	pct	fg-fga	pct	ft-fta	pct	off	def	tot	avg	pf	fo	ast	to	blk	stl	pts	avg	
2016-17	32-1	449/14.0	50-92	.543	3-11	.273	18-33	.545	28	54	82	2.6	75	2	6	13	39	8	121	3.8	
2017-18	34-0	532/15.6	75-130	.577	0-0	.000	32-41	.780	31	70	101	3.0	74	1	5	26	16	15	182	5.4	
2018-19	16-10	297/18.6	47-81	.580	3-7	.429	9-11	.818	16	40	56	3.5	35	0	7	14	15	8	106	6.6	
TOTAL	82-11	1278/15.6	172-303	.568	6-18	.333	59-85	.694	75	164	239	2.9	184	3	18	53	70	31	409	5.0	

Kyle Guy

			Total		3-Point		F-Throws		Rebounds										Scoring	
Season	gp-gs	min/avg	fg-fga	pct	fg-fga	pct	ft-fta	pct	off	def	tot	avg	pf	fo	ast	to	blk	stl	pts	avg
2016-17	34-6	634/18.6	90-205	.439	51-103	.495	25-35	.714	5	52	57	1.7	37	0	45	21	1	13	256	7.5
2017-18	34-33	1102/32.4	178-429	.415	83-212	.392	42-51	.824	13	76	89	2.6	41	0	50	42	1	35	481	14.1
2018-19	16-16	531/33.2	83-176	.472	49-105	.467	29-33	.879	11	58	69	4.3	18	0	34	22	1	10	244	15.3
TOTAL	84-55	2267/27.0	351-810	.433	183-420	.436	96-119	.807	29	186	215	2.6	96	0	129	85	3	58	981	11.7

Jay Huff

			Total		3-Point		F-Throws		Rebounds											Scoring	
Season	gp-gs	min/avg	fg-fga	pct	fg-fga	pct	ft-fta	pct	off	def	tot	avg	pf	fo	ast	to	blk	stl	pts	avg	
2017-18	12-0	106/8.8	17-25	.680	2-7	.286	5-8	.625	6	17	23	1.9	14	1	4	4	14	1	41	3.4	
2018-19	13-0	120/9.2	24-34	.706	6-10	.600	11-17	.647	10	23	33	2.5	19	0	3	6	11	1	65	5.0	
TOTAL	25-0	226/9.0	41-59	.695	8-17	.471	16-25	.640	16	40	56	2.2	33	1	7	10	25	2	106	4.2	



Individual Career History

De'Andre Hunter

			Total		3-Point		F-Throws		Rebounds											Scoring	
Season	gp-gs	min/avg	fg-fga	pct	fg-fga	pct	ft-fta	pct	off	def	tot	avg	pf	fo	ast	to	blk	stl	pts	avg	
2017-18	33-0	657/19.9	104-213	.488	21-55	.382	74-98	.755	38	79	117	3.5	60	1	36	31	13	19	303	9.2	
2018-19	16-16	470/29.4	80-153	.523	16-36	.444	55-67	.821	25	59	84	5.3	32	1	34	17	4	9	231	14.4	
TOTAL	49-16	1127/23.0	184-366	.503	37-91	.407	129-165	.782	63	138	201	4.1	92	2	70	48	17	28	534	10.9	

Ty Jerome

			Total		3-Point		F-Throws		Rebounds										Scoring	
Season	gp-gs	min/avg	fg-fga	pct	fg-fga	pct	ft-fta	pct	off	def	tot	avg	pf	fo	ast	to	blk	stl	pts	avg
2016-17	34-4	473/13.9	52-110	.473	29-73	.397	14-18	.778	1	54	55	1.6	59	1	50	30	2	15	147	4.3
2017-18	34-34	1046/30.8	133-316	.421	58-153	.379	38-42	.905	11	95	106	3.1	79	0	132	54	1	55	362	10.6
2018-19	16-16	496/31.0	70-164	.427	35-85	.412	36-47	.766	9	57	66	4.1	21	0	78	27	0	30	211	13.2
TOTAL	84-54	2015/24.0	255-590	.432	122-311	.392	88-107	.822	21	206	227	2.7	159	1	260	111	3	100	720	8.6

Austin Katstra

			Total		3-Point		F-Throws		Rebounds											Scoring	
Season	gp-gs	min/avg	fg-fga	pct	fg-fga	pct	ft-fta	pct	off	def	tot	avg	pf	fo	ast	to	blk	stl	pts	avg	
2017-18	10-0	19/1.9	4-7	.571	1-4	.250	1-2	.500	0	5	5	0.5	1	0	0	1	0	1	10	1.0	
2018-19	8-0	22/2.8	3-8	.375	1-6	.167	0-0	.000	0	4	4	0.5	4	0	3	1	1	0	7	0.9	
TOTAL	18-0	41/2.3	7-15	.467	2-10	.200	1-2	.500	0	9	9	0.5	5	0	3	2	1	1	17	0.9	

Grant Kersey

			Total		3-Point		F-Throws		Rebounds											Scoring	
Season	gp-gs	min/avg	fg-fga	pct	fg-fga	pct	ft-fta	pct	off	def	tot	avg	pf	fo	ast	to	blk	stl	pts	avg	
2018-19	7-0	13/1.9	3-3	1.000	2-2	1.000	5-5	1.000	1	0	1	0.1	0	0	1	2	0	0	13	1.9	
TOTAL	7-0	13/1.9	3-3	1.000	2-2	1.000	5-5	1.000	1	0	1	0.1	0	0	1	2	0	0	13	1.9	

Braxton Key

			Total		3-Point		F-Throws		Rebounds											Scoring	
Season	gp-gs	min/avg	fg-fga	pct	fg-fga	pct	ft-fta	pct	off	def	tot	avg	pf	fo	ast	to	blk	stl	pts	avg	
2018-19	16-5	345/21.6	42-83	.506	10-29	.345	24-31	.774	18	71	89	5.6	30	0	18	9	5	20	118	7.4	
TOTAL	16-5	345/21.6	42-83	.506	10-29	.345	24-31	.774	18	71	89	5.6	30	0	18	9	5	20	118	7.4	

Jayden Nixon

			Total		3-Point		F-Throws		Rebounds											Scoring	
Season	gp-gs	min/avg	fg-fga	pct	fg-fga	pct	ft-fta	pct	off	def	tot	avg	pf	fo	ast	to	blk	stl	pts	avg	
2018-19	8-0	27/3.4	2-9	.222	0-3	.000	2-4	.500	2	5	7	0.9	7	0	0	4	1	1	6	0.8	
TOTAL	8-0	27/3.4	2-9	.222	0-3	.000	2-4	.500	2	5	7	0.9	7	0	0	4	1	1	6	0.8	

Jack Salt

			Total		3-Point		F-Throws		Rebounds											Scoring	
Season	gp-gs	min/avg	fg-fga	pct	fg-fga	pct	ft-fta	pct	off	def	tot	avg	pf	fo	ast	to	blk	stl	pts	avg	
2015-16	21-9	135/6.4	16-32	.500	0-0	.000	1-4	.250	14	10	24	1.1	25	0	0	10	5	1	33	1.6	
2016-17	34-34	627/18.4	52-93	.559	0-0	.000	22-45	.489	53	85	138	4.1	88	2	13	21	22	11	126	3.7	
2017-18	34-34	673/19.8	52-81	.642	0-0	.000	13-34	.382	50	89	139	4.1	62	0	9	21	22	11	117	3.4	
2018-19	15-13	302/20.1	27-49	.551	0-0	.000	12-24	.500	30	41	71	4.7	39	0	11	12	7	5	66	4.4	
TOTAL	104-90	1737/16.7	147-255	.576	0-0	.000	48-107	.449	147	225	372	3.6	214	2	33	64	56	28	342	3.3	

Kody Stattmann

			Total		3-Point		F-Throws		Rebounds											Scoring	
Season	gp-gs	min/avg	fg-fga	pct	fg-fga	pct	ft-fta	pct	off	def	tot	avg	pf	fo	ast	to	blk	stl	pts	avg	
2018-19	11-0	50/4.5	7-16	.438	3-12	.250	8-9	.889	2	7	9	0.8	5	0	2	3	0	1	25	2.3	
TOTAL	11-0	50/4.5	7-16	.438	3-12	.250	8-9	.889	2	7	9	0.8	5	0	2	3	0	1	25	2.3	