



VIRGINIA

2014-15 VIRGINIA CAVALIER WOMEN'S BASKETBALL GAME NOTES

Schedule/Results

Nov. 14	OHIO STATE	W, 87-82
Nov. 16	RADFORD	W, 75-47
Nov. 20	at Xavier	W, 71-62
Nov. 23	AUBURN	W, 66-51
Nov. 28	vs. Toledo%	L, 64-62
Nov. 30	vs. FIU	W, 74-61
Dec. 03	at Illinois	8 pm
Dec. 06	DELAWARE STATE	2 pm
Dec. 16	LONGWOOD	7 pm
Dec. 19	ST. MARY'S	7 pm
Dec. 21	HOWARD	6 pm
Dec. 28	Drexel vs Miami (OH)\$	12 pm
	DAVIDSON \$	2:30 pm
Dec. 29	Miami (OH) vs Davidson \$	4:30 pm
	DREXEL \$	7 pm
Jan 04	at Virginia Tech*	2 pm
Jan. 08	WAKE FOREST*	7 pm
Jan. 11	at Syracuse*	1 pm
Jan. 15	BOSTON COLLEGE*	7 pm
Jan. 18	at Louisville*	3 pm
Jan. 21	at Miami*	7 pm
Jan. 25	GEORGIA TECH*	2 pm
Jan. 29	NC STATE*	7 pm
Feb. 01	at Clemson*	2 pm
Feb. 05	at Notre Dame*	7 pm
Feb. 12	DUKE*	7 pm
Feb. 15	FLORIDA STATE*	1 pm
Feb. 19	at Pittsburgh*	7 pm
Feb. 22	VIRGINIA TECH*	1 pm
Feb. 26	at North Carolina*	7 pm
Mar. 01	LOUISVILLE*	1 pm

* ACC game

% FIU Thanksgiving Classic (Miami, Florida)

\$ Holiday Inn Cavalier Classic

[RSN] - Regional Sports Networks
[ESPN3] - streamed online on ESPN.go.com/
watchespn

All Times Eastern

Rankings are Associated Press

Game # 7 • Dec. 3, 2014

ACC/Big Ten Challenge • State Farm Center • Champaign, Ill.



Virginia Cavaliers (5-1)
at
Illinois Fighting Illini (5-2)



Radio: WINA 1070-AM: Channing Poole, Larry Johnson

TV: online streaming on BTN2Go

The Virginia women's basketball team (5-1) will play at Illinois (5-2) in the 2014 ACC/Big Ten Challenge on Wednesday, Dec. 3 at 8 p.m. ET (7 p.m. local time).

Virginia went 1-1 last week at the FIU Thanksgiving Classic, suffering its first loss of the season to Toledo, 64-62, and then earning a 74-61 victory in the consolation final against Florida International.

The Toledo game had four ties with seven lead changes, including three in the final minute of the game.

The Cavaliers forced a season-high 25 in the Florida International game while only committing seven. UVa scored a season-high 31 points off the turnovers.

Junior guard Faith Randolph (Derwood, Md.) was named to the All-Tournament team after scoring a combined 37 points. Senior center Sarah Imovbioh (Abuja, Nigeria) posted her fourth double-double of the season against FIU and averaged 12.5 points and 9.5 rebounds in the two games.

Randolph is ranked third in the ACC in scoring, averaging 19.5 points per game. Last season, Randolph averaged 11.8 points per game.

Imovbioh is currently averaging a double-double, scoring 16.0 points per game, which ranks eighth in the ACC, and grabbing an ACC-leading 13.0 rebounds per game. In the national rankings, Imovbioh is third in offensive rebounds per game (6.0), sixth in total rebounds per game, ninth in double-doubles and 12th in field goal percentage (64.5 percent).

Sophomore guard Breyana Mason (Woodbridge, Va.) ranks fifth in the ACC with a 3.25 assist-to-turnover ratio, which ranks 19th in the NCAA. Mason had five assists with two turnovers during the FIU Tournament.

Projected Starting Lineup

G	1	Mikayla Venson	Fr.	9.8 ppg	2.7 rpg	16 assists
• Back-to-back double-digit scoring efforts against Ohio State and Radford to start her career						
G	12	Breyana Mason	So.	9.7 ppg	1.7 rpg	26 assists
• Fourth in the ACC, averaging 4.3 assists per game; top-five in assist-to-turnover ratio at 3.3						
G	20	Faith Randolph	Jr.	19.5 ppg	3.7 rpg	12 steals
• Two 25-point games this season; All-Tourney at FIU Thanksgiving Classic						
F	21	Lauren Moses	Fr.	7.2 ppg	5.8 rpg	10 blocks
• 14 pts/ 8 reb vs Toledo; 6-of-10 shooting						
F	42	Sarah Imovbioh	Sr.	16.0 ppg	13.0 rpg	3 blks/ 11 stls
• Leads the ACC in rebounding; four double-doubles in first six games						

FORCING TURNOVERS

- The Cavaliers forced 25 turnovers against FIU, scoring 31 points off the miscues. Virginia only turned the ball over seven times in the game.
- The Cavaliers forced 20 Radford turnovers while only committing five.
- Both Mikayla Venson and Sarah Imovbioh had five steals in the FIU game.
- Seven different players had at least one steal against Radford.

ACC/BIG TEN CHALLENGE

- The Cavaliers have a 5-2 record all-time in the Challenge, defeating Wisconsin (2007), Illinois (2008), Purdue (2009), Indiana (2011) and Minnesota (2012).
- Virginia's losses were to Ohio State (2010) and a 73-53 loss against Michigan last season.
- Virginia is 1-0 this season against the Big Ten with the season-opening 87-82 victory over Ohio State.
- Illinois is 3-4 in challenge games
- UVa is 4-0 all-time against the Illini
- All 14 Big Ten teams and 14 of the 15 ACC teams will participate in the 2014 Challenge.
- A year ago, the ACC combined for a 7-5 mark against its Big Ten counterparts to win its sixth Challenge title. The ACC owns 48-32 edge over the Big Ten in Challenge games.
- Challenge games will be contested in a two-day format beginning on Wednesday, Dec. 3. The eight-game slate on Dec. 3 includes home games for Boston College (vs. Indiana), NC State (vs. Minnesota) and Notre Dame (vs. Maryland) at Fort Wayne, Ind., while Florida State (at Purdue), Duke (at Nebraska), Pittsburgh (at Ohio State), Virginia (at Illinois), and Wake Forest (at Michigan) will be on the road. On Thursday, Dec. 4, Louisville (vs. Iowa), Miami (vs. Wisconsin), Syracuse (vs. Penn State), Virginia Tech (vs. Northwestern) will host Big Ten opponents, and North Carolina (at Rutgers) and Georgia Tech (at Michigan State) visit their inter-conference foes.

FIU THANKSGIVING CLASSIC TOURNAMENT

- Faith Randolph was named to the All-Tournament team, scoring 21 points against Toledo and 16 against FIU
- The Cavaliers suffered their first defeat of the season, falling 64-62 in their opening-round game against Toledo. Virginia held a 10-point lead, 51-41, with 11 minutes remaining in the game, but Florida International chipped away at the deficit, coming back to tie and then take a 56-55 lead with 3:22 remaining. The final minute of play included three lead changes beginning with Toledo taking a 61-60 lead with 32 seconds remaining after Virginia committed an offensive foul. Mikayla Venson swung the score back in UVa's favor, pulling up for a free-throw-line jump shot with 13 seconds remaining. Zanoquera hit a three-pointer with five seconds left in the game to give the Rockets a 64-62 lead. Venson fired off a three-point attempt as the buzzer sounded, but it clanged off the rim.

**Blue Ribbon Panel
ACC Preseason Poll**

1. Notre Dame (835 points, 38 1st Pl)
2. Duke (733, 1 1st Pl)
3. Louisville (724, 2 1st Place)
4. North Carolina (707)
5. Florida State (545)
6. Syracuse (536)
7. Georgia Tech (508)
8. Miami (421)
9. NC State (407)
- 10. Virginia (334)**
11. Wake Forest (295)
12. Virginia Tech (184)
13. Boston College (178)
14. Clemson (169)
15. Pittsburgh (144)

**Blue Ribbon Panel
Preseason All-ACC Team**

Elizabeth Williams, Sr., C/F, Duke
Kaela Davis, So., G, Georgia Tech
Sara Hammond, Sr., F, Louisville
Allisha Gray, So., G, North Carolina
Stephanie Mavunga, So, F, UNC
Xylina McDaniel, Jr., F, North Carolina
Lindsay Allen, So., G, Notre Dame
Jewell Loyd, Jr., G, Notre Dame
Brittney Sykes, Jr., G, Syracuse
Dearica Hamby, Sr., F, Wake Forest

**Blue Ribbon Panel Preseason
ACC Player of the Year**

Jewell Loyd, Jr., G, Notre Dame

**Blue Ribbon Panel
ACC Newcomer Watch List**

Sierra Calhoun, Fr., G/F, Duke
Rebecca Greenwell, R-Fr., G, Duke
Shakayla Thomas, Fr., F, Florida State
Mariya Moore, Fr., G, Louisville
Brianna Turner, Fr., G, Notre Dame

This Week in the ACC**Wednesday, Dec. 3**

Virginia at Illinois
Clemson at Middle Tennessee
Florida State at Purdue
Ohio State at Pittsburgh
Wake Forest at Michigan
Indiana at Boston College
Maryland at Notre Dame
Minnesota at NC State
Duke at Nebraska

Thursday, Dec. 4

North Carolina at Rutgers
Georgia Tech at Michigan State
Penn State at Syracuse
Iowa at Louisville
Northwestern at Virginia Tech
Wisconsin at Miami

Saturday, Dec. 6

Delaware State at Virginia
Longwood at Virginia Tech
Connecticut at Notre Dame
Jacksonville at Miami
Tenn Tech at Clemson

Sunday, Dec. 7

Arizona at Wake Forest
South Carolina at Duke
Pitt at Duquesne
Boston College at Harvard
Elon at NC State
Kentucky at Louisville
Florida at Florida State

FIU THANKSGIVING CLASSIC TOURNAMENT (CONT)

- In the consolation final, Virginia earned a 74-61 victory over FIU.
- Virginia, which led the entire game, forced 25 FIU turnovers, scoring 31 points off the miscues.
- Virginia had four players finish the game with double-digit points, led by Sarah Imovbioh who logged her fourth double-double of the season with 16 points and 10 rebounds while also matching a career high with five steals.
- Virginia went 7-of-7 from the field to start the game and 5-of-5 to start the second half.

RAINING THREES VS AUBURN

- Virginia won its fourth-straight game with a 66-51 victory
- The Cavaliers broke open a five-point game by going on a 19-3 run early in the second half, making 10 of their first 13 field goal attempts in the period while Auburn went 3-of-14 in the same span. The Tigers also committed five turnovers during that same span.
- Virginia's hot-shooting second-half performance propelled the Cavaliers to a 20-point advantage with 9:16 remaining in the second half. Virginia held a 21-point lead heading into the final two minutes of play, but Auburn capitalized on four late UVa turnovers to go on a 6-0 run to close out the game.
- The Cavaliers shot 70.0 percent from three-point range, making seven of 10 while Auburn was 8-of-20 for 40.0 percent. It was the first time Virginia had a 70 percent or better three-point efficiency since making 5-of-7 (71.4 percent) against UCSB in an NCAA Tournament game in 2008.
- Sarah Imovbioh had her third double-double of the season, reaching double figures in points and rebounds by halftime and finishing with 21 points and 13 rebounds. Faith Randolph scored 18 points on 6-of-13 shooting, including going 3-of-4 from three-point range. Mikayla Venson scored 10 points.

ACC PLAYER OF THE WEEK (NOV. 17)

- Virginia senior center Sarah Imovbioh has been named the Atlantic Coast Conference Women's Basketball Player of the Week
- Imovbioh set the Virginia single-game rebounding record with 24 boards against Ohio State, and accounted for almost half of Virginia's 51 total rebounds in the game.
- Against Radford, Imovbioh only played 20 minutes, but still nearly had another double-double with 14 points and 9 boards.
- Imovbioh averaged 16 points and 16.5 rebounds in UVa's two wins.
- Imovbioh is the first Cavalier to earn this honor since Chelsea Shine was named the ACC Player of the Week on Nov. 21, 2011 after Virginia upset No. 3 Tennessee, 69-64, in overtime.

ROAD WIN AT XAVIER

- Virginia led nearly the entire game, taking a 37-25 lead into halftime.
- Xavier made just one three pointer on 11 attempts in the first half, but went 7-of-14 after the break, including Jada Byrd hitting a three-pointer as time expired, to cut the final deficit to single digits.
- The Cavaliers were 3-of-7 from three-point range and 10-of-12 from the free throw line, shooting 46.8 percent overall from the field. Virginia outrebounded Xavier, 44-33, with UVa scoring 17 second-chance points.
- Faith Randolph scored 26 points, matching her career high. Randolph went 8-of-8 from the free throw line, helping her to her second 25-point game of the season.
- Sarah Imovbioh finished with 18 points and 13 rebounds.
- Breyana Mason (6) and Mikayla Venson (5) accounted for 11 of Virginia's 14 assists.

ROUTING RADFORD

- Virginia closed out the opening homestand with a 75-47 victory over Radford.
- UVa had four players end the game in double-figures. Mikayla Venson (12 points on 6-of-8 shooting), Sarah Imovbioh (14 points with nine rebounds in 20 minutes on the court), Breyana Mason (11 points, five assists.) and Faith Randolph (11).
- Virginia never trailed in the game, holding a 31-21 advantage at half-time and outscored the Highlanders 44-26 after the break.
- Virginia forced 20 turnovers, with seven different Cavaliers getting at least one steal, scoring 21 points off the miscues. Radford outrebounded Virginia 43-38, scoring 23 second-chance points to Virginia's 13.

OHIO STATE OPENER

- Virginia topped Ohio State, 87-82 in the season-opener
- Sarah Imovbioh pulled in a school-record 24 rebounds while also scoring 18 points for her 16th career double-double.
- The game, which featured 18 lead changes and six ties, was knotted 79-79 with a minute remaining. Randolph drove through the Ohio State zone, converting a layup with 51 seconds left on the clock to give UVa an 81-79 advantage. After Ohio State missed a three-pointer on the opposite end, Lauren Moses came up with the rebound, her seventh of the game. The Cavaliers went 6-for-6 from the free throw line in the final 36 seconds of the game to secure the season-opening victory.
- Breyana Mason scored a career-high 22 points, going 8-of-11 from the field including making five of seven three-point attempts, with six assists.
- Faith Randolph led the Cavaliers with a 25-point performance.
- Virginia has won nine of its last ten season-openers and has never lost a home opener at John Paul Jones Arena, winning its first home game in each of the last 15 seasons.

NO. 13 RECRUITING CLASS MAKING ITS DEBUT

- The players that made up the Cavaliers second-straight top-15 recruiting class are poised to make their collegiate debuts.
- Point guard Mikayla Venson (Arlington, Va.) was the No. 8 player at her position according to HoopGurlz and the top-ranked recruit in the state of Virginia despite only playing high school basketball her freshman season at Yorktown.
- Venson played AAU ball through her junior year, but hasn't played in an official basketball game in over a year.
- Another five-star recruit, wing Aliyah Huland El (Randolph, N.J.) scored over 2,200 points in her high school career, while also setting records for rebounds, assists and blocks.
- Huland El was a three-sport star at Randolph High School in New Jersey, also setting school records in volleyball for career kills (despite only playing three years) and holds the school record in the triple jump.
- Forward Lauren Moses led Rancocas Valley Regional High School to four-straight State Championship games and two stats titles (2011, 13).
- Moses was Rancocas Valley's all-time leading scorer, breaking the previous mark set by UVa alum Demya Walker.
- Jae'Lisa Allen made her collegiate debut against Radford, playing the final four minutes of the game

Last Week in the ACC**Thursday, Nov. 27**

Ohio State 86, Clemson 77
Syracuse 69, East Carolina 58
Washington 80, Florida State 68
Princeton 72, Wake Forest 55

Friday, Nov. 28

Toledo 64, Virginia 62
Green Bay 71, Georgia Tech 50
Miami 95, Illinois State 44
G Washington 74, NC State 66
Florida State 94, Furman 63
Florida Gulf Coast 86, Clemson 61
Boston College 90, Brown 80 OT
Duke 72, Stony Brook 42
Louisville 102, Lafayette 61
North Carolina 70, Stanford 54
South Carolina 67, Syracuse 63
Wake Forest 65, Charlotte 58

Saturday, Nov. 29

Georgia Tech 71, Villanova 63
NC State 75, Texas Tech 42
Miami 69, Tulsa 57
Wichita State 63, Clemson 48
Florida State 69, Hartford 59
Virginia Tech 72, East Tenn St 65
Wake Forest 73, Montana 60
North Carolina 81, Prairie View 45

Sunday, Nov. 30

Virginia 74, FIU 61
Texas A&M 63, Duke 59
Maine 69, Boston College 64 OT
Notre Dame 89, Kansas 47
Pitt 84, Loyola (Md.) 46
Minnesota 72, Georgia Tech 69
Louisville 86, Valparaiso 59
North Carolina 74, Hawai'i 65

Monday, Dec. 1

Syracuse 94, Vermont 63
Florida 73, Virginia Tech 44

HIGH POWERED PREP SCORING

- The Cavaliers have three players who scored over 1800 points in their prep careers.
- Aliyah Huland El leads the pack with 2286 followed by Breyana Mason at 1979 and Lauren Moses at 1823.
- Mason was the 2013 Gatorade High School State Player of the Year for Virginia.

2015-16 RECRUITING CLASS

- The Cavaliers signed three post players (two forwards and a center) to join the team in 2015-16
- Debra Ferguson, a 6-4 center from Madison Heights, Va., has averaged 10.7 points, 8.0 rebounds and 2.3 blocks per game.
- Ferguson, whose Amherst County High is located an hour south of Charlottesville, is a two-time Second-Team All-Seminole District honoree and also named First-Team All-Conference 23 last season.
- Moné Jones, a 6-3 forward from Durham, N.C., averaged 10 points, eight rebounds, six blocks and 1.5 assists per game last season, helping to lead Riverside High to the state tournament's elite eight.
- Jones is ESPN-W's No. 61 overall recruit and ranked No. 11 at her position.
- Jones earned PAC 6 All-Conference honors in 2012, 2013, and 2014 in both basketball and volleyball.
- Jones participated in the 2014 USA Basketball Women's U18 National Team Trials last May.
- Shakyna Payne, a 6-3 forward from Acworth, Ga. (the same hometown as sophomore forward Sydney Umeri), averaged 12.6 points, 10.7 rebounds and 1.2 blocks per game last season at Etowah High School, leading her team in rebounding all three years, before transferring to Southwest Atlanta Christian Academy for her senior season.
- After earning All-County honorable mention as a freshman, she was named to the second team her sophomore year before garnering first-team accolades last season.

ACC STANDINGS (through games of 12/1/14)

1.	Louisville	(7-0, 0-0)
	Notre Dame	(7-0, 0-0)
	North Carolina	(7-0, 0-0)
	Florida State	(6-1, 0-0)
	Wake Forest	(6-1, 0-0)
	Virginia	(4-1, 0-0)
	Duke	(5-1, 0-0)
	Syracuse	(5-1, 0-0)
	NC State	(5-2, 0-0)
	Boston College	(4-2, 0-0)
	Miami	(4-2, 0-0)
	Pitt	(4-2, 0-0)
	Georgia Tech	(5-3, 0-0)
	Virginia Tech	(4-3, 0-0)
	Clemson	(3-4, 0-0)

NOTES ON ACC WOMEN'S BASKETBALL

- ACC women's basketball teams went 30-4 last week to improve to 50-7 overall against non-conference competition. ACC teams own three wins over ranked foes (No. 23/23 UCLA, No. 21/19 Oklahoma State and No. 15/17 Michigan State) and are 7-3 against teams from the Power 5 Conferences.
- Five ACC teams are among the Top 25 in the latest Associated Press Poll. Notre Dame is the highest ranking ACC team at No. 2 followed by Duke at No. 8, North Carolina at No. 11, Louisville at No. 12 and Syracuse at No. 22. NC State and Florida State are receiving votes in AP Poll.



WEDNESDAY DECEMBER 3

M MAYFARE	ND NOTRE DAME	Ψ DUKE	BC BOSTON COLLEGE
M MIAMI	S SOUTH CAROLINA	FS FLORIDA STATE	P PITTSBURGH
D DUKE	N NC STATE	WF WAKE FOREST	M MICHIGAN STATE
V VIRGINIA	I ILLINOIS	VT VIRGINIA TECH	GT GEORGIA TECH

THURSDAY DECEMBER 4

DUKE	DUKE	DUKE	S SOUTH CAROLINA	N NC STATE	VT VIRGINIA TECH	U UNC	U UNC	R RUTGERS	GT GEORGIA TECH	GT GEORGIA TECH
------	------	------	---------------------	---------------	---------------------	----------	----------	--------------	--------------------	--------------------


#WACCB1G | @ACCWBB | THEACC.COM

THE ACC LEADS THE CHALLENGE **6-0-1**

THE ACC HAS WON AT LEAST 6 CHALLENGE GAMES IN ALL 7 CHALLENGES

THE ACC HOLDS A **48-32** EDGE OVER THE BIG TEN IN CHALLENGE GAMES PLAYED TO DATE

SINCE 1982, THE ACC (16) AND THE BIG TEN (8) HAVE COMBINED FOR 24 BERTHS IN THE FINAL FOUR AND HAVE COMBINED FOR 318 TOTAL APPEARANCES IN THE NCAA WOMEN'S BASKETBALL CHAMPIONSHIP



2014-15 VIRGINIA WOMEN'S BASKETBALL

NUMERICAL

NO.	NAME	POS.	HT.	CLASS	HOMETOWN / PREVIOUS SCHOOL
1	Mikayla Venson	Guard	5-7	FR	Arlington, Va./Yorktown
2	Jae'Lisa Allen	Forward	6-2	FR	Pine Bluff, Ark./White Hall
3	Sarah Beth Barnette	Forward	6-2	SR	Lexington, Ky./Lexington Christian Academy
10	J'Kyra Brown*	Guard	5-11	SO	Rocky Mount, N.C./Rocky Mount
12	Breyana Mason	Guard	5-8	SO	Woodbridge, Va./Forest Park
13	Tiffany Suarez	Guard	5-11	SO	Miami, Fla./Our Lady of Lourdes
15	Jaryn Garner	Guard	5-7	JR	Sewell, N.J./Germantown Academy (Pa.)
20	Faith Randolph	Guard	5-10	JR	Derwood, Md./Our Lady of Good Counsel
21	Lauren Moses	Forward	6-2	FR	Mount Holly, N.J./Rancocas
23	Aliyah Huland El	Guard	6-1	FR	Randolph, N.J./Randolph
42	Sarah Imovbioh	Center	6-2	SR	Abuja, Nigeria/St. Anne's-Belfield (Va.)
44	Sydney Umeri	Forward	6-1	SO	Acworth, Ga./The Lovett School

ALPHABETICAL

NO.	NAME	POS.	HT.	CLASS	HOMETOWN / PREVIOUS SCHOOL
2	Jae'Lisa Allen	Forward	6-2	FR	Pine Bluff, Ark./White Hall
3	Sarah Beth Barnette	Forward	6-2	SR	Lexington, Ky./Lexington Christian Academy
10	J'Kyra Brown*	Guard	5-11	SO	Rocky Mount, N.C./Rocky Mount
15	Jaryn Garner	Guard	5-7	JR	Sewell, N.J./Germantown Academy (Pa.)
23	Aliyah Huland El	Guard	6-1	FR	Randolph, N.J./Randolph
42	Sarah Imovbioh	Center	6-2	SR	Abuja, Nigeria/St. Anne's-Belfield (Va.)
12	Breyana Mason	Guard	5-8	SO	Woodbridge, Va./Forest Park
21	Lauren Moses	Forward	6-2	FR	Mount Holly, N.J./Rancocas
20	Faith Randolph	Guard	5-10	JR	Derwood, Md./Our Lady of Good Counsel
13	Tiffany Suarez	Guard	5-11	SO	Miami, Fla./Our Lady of Lourdes
44	Sydney Umeri	Forward	6-1	SO	Acworth, Ga./The Lovett School
1	Mikayla Venson	Guard	5-7	FR	Arlington, Va./Yorktown

*will sit out the 2014-15 season

PRONUNCIATION GUIDE

Jae'Lisa Allen	JUH-lisa
J'Kyra Brown	Juh-KYE-rah
Aliyah Huland El	uh-LEE-uh HOO-land ELLE
Sarah Imovbioh	lh-MOE-bee-OH
Sydney Umeri	OO-merry
La'Keshia Frett Meredith	Luh-KEY-shah

JAE'LISA ALLEN #2

Freshman • Forward • 6-2 • Pine Bluff, Ark. • White Hall



2014-15

- Made her collegiate debut against Radford (11/16), playing the final four minutes of the game

HIGH SCHOOL

- 2011-14 All-Conference
- 2014 All-State
- 2014 Full Court Award
- 2012 and 2013 All-Tournament honoree at the Music City Madness tournament
- 2014 McDonald's All-America nominee

PERSONAL

- Mother is Lisa Ruth
- Has volunteered her time with Toys for Tots, Special Olympics and the Salvation Army Bell-Ringing Campaign
- Enjoys singing and drawing
- Undeclared major

2014-15 GAME-BY-GAME:

Opponent	GS	FG-FGA	3FG-3FGA	FT-FTA	Off-Def	Total Reb	PF	Points	A	TO	Blk	Stl	Min
OHIO STATE		DNP											
RADFORD		0-1	0-0	0-0	0-0	0	0	0	0	0	0	0	4
at Xavier		DNP											
AUBURN		DNP											
vs Toledo		DNP											
at FIU		DNP											

SINGLE GAME BESTS

POINTS

Season:

Career:

REBOUNDS

Season:

Career:

FG MADE

Season:

Career:

FG ATTEMPTS

Season:

Career:

3 PT FG MADE

Season:

Career:

3 PT FG ATTEMPTS

Season:

Career:

FT MADE

Season:

Career:

FT ATTEMPTS

Season:

Career:

ASSISTS

Season:

Career:

BLOCKS

Season:

Career:

STEALS

Season:

Career:

VIRGINIA CAREER STATISTICS

Year	G-GS	Min/Avg	FG-FGA	Pct.	3FG-A	Pct.	FT-FTA	Pct.	O-D	T	Avg.	Pf-DQ	Ast	TO	Blk	St	Pts	Avg
2014-15	1-0	4/4.0	0-1	.000	0-0	.000	0-0	.000	0-0	0	0.0	0-0	0	0	0	0	0	0.0

SARAH BETH BARNETTE #3

Senior • Forward • 6-2 • Lexington, KY • Lexington Christian Academy



2014-15 SEASON

- Pulled in six rebounds against Auburn

2013-14 SEASON

- Appeared in 23 games, averaging 7.7 minutes per game
- Pulled in a career-high seven rebounds against High Point
- Scored six points with two rebounds, an assist and a steal in 11 minutes against UMES

AT A GLANCE

- Sat out the 2011-12 season due to NCAA transfer rules
- Played one season at Kentucky, appearing in 29 games and averaging 1.7 points and 1.6 rebounds per game
- Averaged 23.6 points, 8.7 rebounds, 2.4 steals, 2.2 assists and 1.9 blocks per game for Lexington Christian Academy and finished her high school career with 1,928 points and 1,076 rebounds
- 2010 Kentucky Miss Basketball
- 2010 Gatorade Kentucky Player of the Year

2014-15 GAME-BY-GAME:

Opponent	GS	FG-FGA	3FG-3FGA	FT-FTA	Off-Def	Total Reb	PF	Points	A	TO	Blk	Stl	Min
OHIO STATE		0-3	0-3	0-0	1-1	2	1	0	1	0	0	0	11
RADFORD		1-2	1-1	0-0	2-2	4	1	3	0	0	0	0	17
at Xavier		0-0	0-0	0-0	0-1	1	1	0	0	1	0	0	3
AUBURN		1-2	1-1	0-1	0-6	6	2	3	2	2	0	0	17
vs Toledo		0-1	0-1	0-0	0-1	1	1	0	0	0	0	0	2
at FIU		0-2	0-2	0-0	0-0	0	2	0	0	0	1	0	7

SINGLE GAME BESTS

POINTS

Season: 3 (2x)
Career: 10 vs. JMU (11/19/12)

REBOUNDS

Season: 6 vs. Auburn (11/23/14)
Career: 7 (2x) last vs. LA Tech (11/16/13)

FG MADE

Season:
Career: 5 vs. JMU (11/19/12)

FG ATTEMPTS

Season:
Career: 7 (2x) last vs. Providence (11/18/12)

3 PT FG MADE

Season:
Career: 2 at Clemson (02/21/13)

3 PT FG ATTEMPTS

Season:
Career: 5 at Clemson (02/21/13)

FT MADE

Season:
Career: 2 at Minnesota (11/29/12)

FT ATTEMPTS

Season:
Career: 3 vs. Coppin State (12/28/13)

ASSISTS

Season: 2 vs. Auburn (11/23/14)
Career: 3 vs. JMU (11/19/12)

BLOCKS

Season:
Career: 1 at Duke (01/16/14)

STEALS

Season:
Career: 2 vs. Wake Forest (02/25/13)

VIRGINIA CAREER STATISTICS

Year	G-GS	Min/Avg	FG-FGA	Pct.	3FG-A	Pct.	FT-FTA	Pct.	O-D	T	Avg.	Pf-DQ	Ast	TO	Blk	St	Pts	Avg
2012-13	21-0	179/8.5	17-45	.378	5-21	.238	2-2	1.000	12-17	29	1.4	21-0	8	11	4	6	41	2.0
2013-14	23-0	178/7.7	15-40	.375	3-15	.200	4-9	.444	9-31	40	1.7	30-0	6	8	1	2	37	1.6
2014-15	6-0	57/9.5	2-10	.200	2-8	.250	0-1	.000	3-11	14	2.3	8-0	3	3	1	0	6	1.0
TOTAL	50-0	414/8.3	34-95	.358	10-44	.227	6-12	.500	24-59	83	1.7	59-0	17	22	6	8	84	1.7

J'KYRA BROWN

#10



Sophomore • Guard • 5-11 • Rocky Mount, N.C. • Rocky Mount

2014-15

- Will sit out the season under NCAA rules after transferring from East Carolina

2013-14 AT EAST CAROLINA

- Averaged 5.9 points per game while twice earning Conference USA Freshman of the Week honors
- Scored a season-high 29 points against Louisiana Tech, going 11-of-14 from the field and 6-of-8 from three-point range against the Lady Techsters

HIGH SCHOOL

- Finished her junior year as the leader in scoring (23.3 points per game), three-point field goals, free throws, and assists (3.2 assists per game), totalling a team-high 676 points
- Averaged 14.8 points per game as a sophomore, finishing the year with 430 points, while averaging 5.3 rebounds per game, 3.1 assists per game, 2.4 steals per game and 1.0 blocks per game
- Two-time All-State honoree
- Big East Conference (HS) Player of the Year as both a sophomore and a junior.
- Two-time Rocky Mount Telegram All-Area Player of the Year (2011, 2012)

PERSONAL

- Daughter of James and Jacqueline Brown
- Has two older siblings, James III and Jacquestavius
- Undeclared major

2014-15 GAME-BY-GAME:

Opponent	GS	FG-FGA	3FG-3FGA	FT-FTA	Off-Def	Total Reb	PF	Points	A	TO	Blk	Stl	Min
Will Not Play													

SINGLE GAME BESTS

POINTS

Season: _____

Career: _____

REBOUNDS

Season: _____

Career: _____

FG MADE

Season: _____

Career: _____

FG ATTEMPTS

Season: _____

Career: _____

3 PT FG MADE

Season: _____

Career: _____

3 PT FG ATTEMPTS

Season: _____

Career: _____

FT MADE

Season: _____

Career: _____

FT ATTEMPTS

Season: _____

Career: _____

ASSISTS

Season: _____

Career: _____

BLOCKS

Season: _____

Career: _____

STEALS

Season: _____

Career: _____

VIRGINIA CAREER STATISTICS

Year	G-GS	Min/Avg	FG-FGA	Pct.	3FG-A	Pct.	FT-FTA	Pct.	O-D	T	Avg.	Pf-DQ	Ast	TO	Blk	St	Pts	Avg
------	------	---------	--------	------	-------	------	--------	------	-----	---	------	-------	-----	----	-----	----	-----	-----

JARYN GARNER

#15



Junior • Guard • 5-7 • Sewell, N.J. • Germantown Academy (Pa.)

2014-15 SEASON

2013-14 SEASON

- Appeared in 22 games, averaging 5.3 minutes per game
- Scored eight points, going 2-of-2 from the field and 3-of-3 at the line, at Florida Gulf Coast, also grabbing three rebounds
- Had three steals in seven minutes against UMES

AT A GLANCE

- In high school, was a McDonald's All-American nominee
- Ranked a three-star prospect by ESPNHoopGurlz
- On the Germantown Academy top-ten list for career steals

2014-15 GAME-BY-GAME:

Opponent	GS	FG-FGA	3FG-3FGA	FT-FTA	Off-Def	Total	Reb	PF	Points	A	TO	Blk	Stl	Min
OHIO STATE		DNP												
RADFORD		DNP												
at Xavier		DNP												
AUBURN		DNP												
vs Toledo		DNP												
at FIU		DNP												

SINGLE GAME BESTS

POINTS

Season: 8 at FGCU (12/21/13)
Career: 10 vs Wake Forest (02/25/13)

REBOUNDS

Season: 3 at FGCU (12/21/13)
Career: 4 vs Wake Forest (02/25/13)

FG MADE

Season: 2 (2x) last vs. Clemson (02/02/14)
Career: 4 vs Wake Forest (02/25/13)

FG ATTEMPTS

Season: 4 (2x) last at Georgia Tech (02/14/14)
Career: 9 vs Wake Forest (02/25/13)

3 PT FG MADE

Season: 1 at FGCU (12/21/13)
Career: --

3 PT FG ATTEMPTS

Season: 1 (3x) last vs. Clemson (02/02/14)
Career: --

FT MADE

Season: 3 at FGCU (12/21/13)
Career: 4 at Maryland (12/06/12)

FT ATTEMPTS

Season: 3 at FGCU (12/21/13)
Career: 5 at Maryland (12/06/12)

ASSISTS

Season: 1 (4x) last at Duke (01/16/14)
Career: 2

BLOCKS

Season: 1 at Georgia Tech (02/14/14)
Career: --

STEALS

Season: 3 vs. UMES (12/17/13)
Career: 3 vs. UMES (12/17/13)

CAREER STATISTICS

Year	G-GS	Min/Avg	FG-FGA	Pct.	3FG-A	Pct.	FT-FTA	Pct.	O-D	T	Avg.	Pf-DQ	Ast	TO	Blk	St	Pts	Avg
2012-13	20-0	167/8.4	15-44	.341	0-1	.000	18-25	.720	8-18	26	1.3	21-0	8	17	0	13	48	2.4
2013-14	22-0	116/5.3	7-24	.292	1-3	.333	6-11	.545	8-9	17	0.8	17-0	3	12	1	12	21	1.0
TOTAL	42-0	283/6.7	22-68	.324	1-4	.250	24-36	.667	16-27	43	1.0	38-0	11	29	1	25	69	1.6

ALIYAH HULAND EL #23

Freshman • Guard • 6-1 • Randolph, N.J. • Randolph High



2014-15 SEASON

- Made her collegiate debut against Ohio State, scoring five points with an assist and two blocked shots in 13 minutes
- Went 2-of-3 from three-point range, scoring 8 pts against FIU

HIGH SCHOOL

- Morris County's all-time leading scorer with 2,286 points and a 21.2 ppg average at Randolph High
- Also holds Randolph High career records for rebounds (900), assists (450) and blocks (225)
- In her senior season, led the state in scoring with 810 points
- Was also a three-time MVP for the track team, holding the school record in the triple jump (38' 11/4")
- Played volleyball her freshman through junior seasons, breaking the school record for career kills with 542

PERSONAL

- Parents are Leslie-Ann Huland El and Rahim Huland El
- Father, Rahim, played college basketball at Vermont and played one season (1991) in the USBL

2014-15 GAME-BY-GAME:

Opponent	GS	FG-FGA	3FG-3FGA	FT-FTA	Off-Def	Total Reb	PF	Points	A	TO	Blk	Stl	Min
OHIO STATE		2-7	1-3	0-0	0-1	1	4	5	1	2	2	0	13
RADFORD		2-11	0-7	3-5	1-4	5	4	7	1	0	0	1	19
at Xavier		2-4	0-2	0-0	0-2	2	0	4	0	2	0	2	10
AUBURN		1-7	0-1	0-0	1-1	2	2	2	1	3	1	1	22
at Toledo		1-4	1-4	0-0	1-1	2	0	3	0	1	0	0	15
at FIU		3-6	2-3	0-0	1-2	3	2	8	1	1	0	1	19

SINGLE GAME BESTS

POINTS

Season: 7 vs Radford (11/16/14)

Career:

REBOUNDS

Season: 5 vs Radford (11/16/14)

Career:

FG MADE

Season: 2

Career:

FG ATTEMPTS

Season: 11 vs Radford (11/16/14)

Career:

3 PT FG MADE

Season: 1

Career:

3 PT FG ATTEMPTS

Season: 7 vs Radford (11/16/14)

Career:

FT MADE

Season: 3

Career:

FT ATTEMPTS

Season: 5

Career:

ASSISTS

Season: 1

Career:

BLOCKS

Season: 2 vs Ohio State (11/14/14)

Career:

STEALS

Season:

Career:

CAREER STATISTICS

Year	G-GS	Min/Avg	FG-FGA	Pct.	3FG-A	Pct.	FT-FTA	Pct.	O-D	T	Avg.	Pf-DQ	Ast	TO	Blk	St	Pts	Avg
2014-15	6-0	98/16.3	11-39	.282	4-20	.200	3-5	.600	4-11	15	2.5	12-0	4	9	3	5	29	4.8

SARAH IMOVBIOH #42

Senior • Center • 6-2 • Abuja, Nigeria • St. Anne's-Belfield (Va.)



2014-15 SEASON

- Set the Virginia program record for rebounds in a single game with 24 in the season-opener against Ohio State (10 offensive, 14 defensive)
- Also scored 18 points against the Buckeyes, going 7-of-10 from the field
- ACC Player of the Week (Nov. 17)
- Had her second 18-point game of the year against Xavier
- Imovbioh is leading the ACC in rebounding this season, averaging 13.0 rebounds per game, which also ranks sixth in the nation.
- Imovbioh is third in the nation with 6.0 offensive rebounds per game.
- Her 24-rebound performance against Ohio State was the second-highest single-game total by a player this season.

2013-14 SEASON

- Ranked sixth in the ACC in rebounding at 8.2 per game, leading the Cavaliers
- Led the ACC in offensive rebounds at 4.0 per game
- Eighth in the ACC in field goal percentage (54.5 percent)
- Had 10 double-doubles this season
- Was second on the team in scoring, averaging 12.3 points per game
- Finished the season with a 27-point, 10-rebound performance against Georgia Tech in the second round of the ACC Tournament, going 9-of-11 from the field and 9-of-10 from the free throw line

AT A GLANCE

- Was ruled ineligible to compete and practice by the NCAA during her first year (2011-12)
- NCAA rules state she could earn that fourth year back if she earns 80% of her degree by her fifth year. If that does happen, she will play that fourth year as a graduate student in 2015-16
- 2011 Parade Magazine All-American High School Girls Basketball Team
- Member of the U-19 Nigerian National Team

2014-15 GAME-BY-GAME:

Opponent	GS	FG-FGA	3FG-3FGA	FT-FTA	Off-Def	Total Reb	PF	Points	A	TO	Blk	Stl	Min
OHIO STATE	*	7-10	0-0	4-6	10-14	24	1	18	0	2	3	0	32
RADFORD	*	6-10	0-0	2-3	5-4	9	3	14	0	0	0	1	20
at Xavier	*	9-14	0-0	0-1	7-6	13	2	18	1	1	0	1	35
AUBURN	*	7-9	0-0	7-8	6-7	13	0	21	2	2	0	4	28
vs Toledo	*	3-7	0-0	3-5	5-4	9	3	9	2	2	0	0	31
at FIU	*	8-12	0-0	0-1	2-8	10	4	16	1	1	0	5	25

SINGLE GAME BESTS

POINTS

Season: 21 vs. Auburn (11/23/14)
Career: 27 vs Georgia Tech (03/06/14)

REBOUNDS

Season: 24 vs Ohio State (11/14/14)
Career: 24 vs Ohio State (11/14/14)

FG MADE

Season: 9 at Xavier (11/20/14)
Career: 9 (several)

FG ATTEMPTS

Season: 14 at Xavier (11/20/14)
Career: 17 vs. KState (11/29/13)

3 PT FG MADE

Season:
Career: 1

3 PT FG ATTEMPTS

Season:
Career: 4 at Florida State (03/02/14)

FT MADE

Season: 4
Career: 9 (2x) last vs. Georgia Tech (03/06/14)

FT ATTEMPTS

Season: 6
Career: 11 vs. North Carolina (02/20/14)

FT PERCENTAGE

Season:
Career: 8-8 vs. Syracuse (11/24/12)

ASSISTS

Season: 1
Career: 4 (2x) last vs. Miami (02/27/14)

BLOCKS

Season: 3 vs Ohio State (11/14/14)
Career: 4 at NC State (02/28/13)

STEALS

Season: 4 vs Auburn (11/23/14)
Career: 5 vs Wake Forest (02/25/13)

DOUBLE DOUBLES

Season: 3, last vs Auburn (11/23/14)
Career: 17, last vs Auburn (11/23/14)

CAREER STATISTICS

Year	G-GS	Min/Avg	FG-FGA	Pct.	3FG-A	Pct.	FT-FTA	Pct.	O-D	T	Avg.	Pf-DQ	Ast	TO	Blk	St	Pts	Avg
2012-13	30-13	535/17.8	91-154	.591	0-0	.000	73-106	.689	85-120	205	6.8	81-2	11	56	13	13	255	8.5
2013-14	31-30	740/23.9	144-260	.554	0-1	.000	94-168	.560	125-129	254	8.2	100-3	8	53	4	22	382	12.3
2014-15	6-6	171/28.5	40-62	.645	0-0	.000	16-24	.667	35-43	78	13.0	13-0	6	8	3	11	96	16.0
TOTAL	67-49	1446/21.6	275-476	.578	0-1	.000	183-298	.614	245-292	537	8.0	194-5	25	117	20	46	733	10.9

BREYANA MASON #12

Sophomore • Guard • 5-8 • Woodbridge, Va. • Forest Park



2014-15 SEASON

- Scored a career-high 22 points in the season-opener against Ohio State, her first career 20-point game
- Went 8-of-11 from the field overall and 5-of-7 from 3pt range vs OSU, also dishing a career-high six assists

2013-14 SEASON

- Appeared in 30 games with 14 starts, averaging 3.5 points per game
- Had 37 assists and 20 steals

AT A GLANCE

- 2012-13 Gatorade Virginia Player of the Year & Parade Magazine All-American
- Attended the same high school as Virginia alum Monica Wright, breaking Wright's career scoring record, putting up 1,979 points
- Factoring in the two years of middle school (seventh and eighth grade) in which she played varsity basketball, Mason scored 3,313 points in six prep seasons

2014-15 GAME-BY-GAME:

Opponent	GS	FG-FGA	3FG-3FGA	FT-FTA	Off-Def	Total Reb	PF	Points	A	TO	Blk	Stl	Min
OHIO STATE	*	8-11	5-7	1-2	0-0	0	2	22	6	2	0	0	26
RADFORD	*	4-8	0-0	3-5	0-3	3	1	11	5	0	0	1	31
at Xavier	*	3-10	0-0	0-0	0-2	2	3	6	6	2	0	0	25
AUBURN	*	4-6	0-0	0-0	0-2	2	1	8	4	2	0	0	32
vs Toledo	*	0-7	0-1	0-0	0-3	3	2	0	3	1	0	0	29
at FIU	*	5-10	0-1	1-1	0-0	0	1	11	2	1	0	0	31

SINGLE GAME BESTS

POINTS

Season: 22 vs Ohio State (11/14/14)
Career: 22 vs Ohio State (11/14/14)

REBOUNDS

Season:
Career: 3 (6x) last vs. Georgia Tech (03/06/14)

FG MADE

Season: 8 vs Ohio State (11/14/14)
Career: 8 vs Ohio State (11/14/14)

FG ATTEMPTS

Season: 11 vs Ohio State (11/14/14)
Career: 11 (2x) last vs Ohio State (11/14/14)

3 PT FG MADE

Season: 5 vs Ohio State (11/14/14)
Career: 5 vs Ohio State (11/14/14)

3 PT FG ATTEMPTS

Season: 7 vs Ohio State (11/14/14)
Career: 7 vs Ohio State (11/14/14)

FT MADE

Season:
Career: 5 vs. Miami (02/27/14)

FT ATTEMPTS

Season:
Career: 5 vs. Miami (02/27/14)

FT PERCENTAGE

Season:
Career: 5-5 vs. Miami (02/27/14)

ASSISTS

Season: 6 (2x) last at Xavier (11/20/14)
Career: 6 (2x) last at Xavier (11/20/14)

BLOCKS

Season:
 Career:

STEALS

Season: 1
Career: 3 vs. Georgia Tech (03/06/14)

DOUBLE DOUBLES

Season:
 Career:

CAREER STATISTICS

Year	G-GS	Min/Avg	FG-FGA	Pct.	3FG-A	Pct.	FT-FTA	Pct.	O-D	T	Avg.	Pf-DQ	Ast	TO	Blk	St	Pts	Avg
2013-14	30-14	553/18.4	39-118	.331	9-19	.474	17-22	.773	10-32	42	1.4	32-0	37	43	0	20	104	3.5
2014-15	6-6	174/29.0	24-52	.462	5-9	.556	5-8	.625	0-10	10	1.7	10-0	26	8	0	1	58	9.7
TOTAL	36-20	727/20.2	63-170	.371	14-28	.500	22-30	.733	10-42	52	1.4	42-0	63	51	0	21	162	4.5

LAUREN MOSES

#21



Freshman • Forward • 6-2 • Mount Holly, N.J. • Rancocas

2014-15 SEASON

- Made her collegiate debut against Ohio State, starting the game, playing 20 minutes with four points and seven rebounds
- Had her first double-digit scoring game against Toledo, scoring 14 points with eight rebounds

HIGH SCHOOL

- Led Rancocas Valley Regional High School to four-straight State Championship games and two state titles (2013, 2011)
- Scored 1,823 points in her high school career to become Rancocas Valley's all-time leading scorer in school history, breaking the previous mark set by UVa alum Demya Walker
- Ranked in the espnW 100 rankings at No. 17 in her position and No. 98 overall

PERSONAL

- Daughter of Vernon and Trinice Moses
- Brother, Dezman Moses, was an outside linebacker for the Green Bay packers (2012) and the Kansas City Chiefs (2013)
- Also has an older sister, Shaina

SINGLE GAME BESTS

POINTS

Season: 14 vs Toledo (11/28/14)

Career:

REBOUNDS

Season: 8 vs Toledo (11/28/14)

Career:

FG MADE

Season: 6 vs Toledo (11/28/14)

Career:

FG ATTEMPTS

Season: 10 vs Toledo (11/28/14)

Career:

3 PT FG MADE

Season:

Career:

3 PT FG ATTEMPTS

Season:

Career:

FT MADE

Season:

Career:

FT ATTEMPTS

Season:

Career:

ASSISTS

Season:

Career:

BLOCKS

Season: 2 (3x)

Career:

STEALS

Season: 2

Career:

2014-15 GAME-BY-GAME:

Opponent	GS	FG-FGA	3FG-3FGA	FT-FTA	Off-Def	Total Reb	PF	Points	A	TO	Blk	Stl	Min
OHIO STATE	*	1-6	0-0	2-2	4-3	7	4	4	0	1	2	1	20
RADFORD	*	3-7	0-0	1-3	2-3	5	2	7	0	1	2	0	23
at Xavier	*	3-5	0-0	2-3	0-6	6	2	8	1	1	2	2	23
AUBURN	*	1-5	0-0	1-2	2-3	5	3	3	1	3	1	1	27
vs Toledo	*	6-10	0-0	2-4	5-3	8	4	14	0	2	0	0	25
at FIU	*	3-8	0-0	1-2	2-2	4	2	7	2	0	3	2	29

CAREER STATISTICS

Year	G-GS	Min/Avg	FG-FGA	Pct.	3FG-A	Pct.	FT-FTA	Pct.	O-D	T	Avg.	Pf-DQ	Ast	TO	Blk	St	Pts	Avg
2014-15	6-6	147/24.5	17-41	.415	0-0	.000	9-16	.563	15-20	35	5.8	17-0	4	8	10	6	43	7.2

FAITH RANDOLPH #20

Junior • Guard • 5-10 • Derwood, Md. • Our Lady of Good Counsel



2014-15 SEASON

- Opened the season with a 25-point performance against Ohio State, one point shy of her career high, taking 22 shots in the game
- Her start against OSU was just the 12th of her career and her first since Dec. 28, 2013 against Coppin State
- Scored 26 points at Xavier, matching her career high. It also made her the 21st player in program history to record three or more 25-point games in their UVA career
- Averaged 20.2 ppg in the first five games
- FIU Thanksgiving Classic All-Tournament Team
- Currently ranked third in the ACC in scoring with a 195 ppg average

2013-14 SEASON

- Was voted the ACC Sixth Player of the Year, the second-ever Cavalier to earn the honor
- Led all ACC "bench" players in scoring, averaging 11.8 points per game and is second in steals at 1.6 per game
- Her 11.8 points per game was third-best on the team and ranked No. 28 among all ACC players
- Ranked 14th in the ACC in free throw percentage (76.4 percent)
- Scored in double digit points in 17 games with five 20-point performances

2014-15 GAME-BY-GAME:

Opponent	GS	FG-FGA	3FG-3FGA	FT-FTA	Off-Def	Total Reb	PF	Points	A	TO	Blk	Stl	Min
OHIO STATE	*	9-22	3-7	4-5	1-5	6	3	25	5	1	0	3	36
RADFORD	*	5-11	1-3	0-0	0-4	4	2	11	0	0	0	2	28
at Xavier	*	8-14	2-2	8-8	1-3	4	2	26	0	3	0	3	35
AUBURN	*	6-13	3-4	3-4	0-5	5	3	18	0	2	2	2	33
vs Toledo	*	8-15	5-10	0-0	0-2	2	5	21	2	1	0	1	29
at FIU	*	6-12	0-3	4-5	0-1	1	1	16	1	0	0	1	30

SINGLE GAME BESTS

POINTS

Season: 26 at Xavier (11/20/14)

Career: 26 (2x) last at Xavier (11/20/14)

REBOUNDS

Season: 6 vs Ohio State (11/14/14)

Career: 8 vs. North Carolina (02/20/14)

FG MADE

Season: 9 vs Ohio State (11/14/14)

Career: 10 vs. Notre Dame (01/12/14)

FG ATTEMPTS

Season: 22 vs Ohio State (11/14/14)

Career: 22 vs Ohio State (11/14/14)

3 PT FG MADE

Season: 3 vs Ohio State (11/14/14)

Career: 4 (2x) last vs. Florida State (01/19/14)

3 PT FG ATTEMPTS

Season: 10 vs Toledo (11/28/14)

Career: 10 vs Toledo (11/28/14)

FT MADE

Season: 8 at Xavier (11/20/14)

Career: 10 vs. High Point (11/11/13)

FT ATTEMPTS

Season: 8 at Xavier (11/20/14)

Career: 11 vs. High Point (11/11/13)

ASSISTS

Season: 5 vs Ohio State (11/14/14)

Career: 6 vs. LA Tech (11/16/13)

BLOCKS

Season:

Career: 1

STEALS

Season: 3

Career: 3 (several)

DOUBLE-DOUBLES

Season:

Career:

CAREER STATISTICS

Year	G-GS	Min/Avg	FG-FGA	Pct.	3FG-A	Pct.	FT-FTA	Pct.	O-D	T	Avg.	Pf-DQ	Ast	TO	Blk	St	Pts	Avg
2012-13	30-7	624/20.8	49-186	.263	13-66	.197	39-47	.830	13-36	49	1.6	22-0	26	47	2	18	150	5.0
2013-14	31-4	704/22.7	137-330	.415	25-88	.284	68-89	.764	45-52	97	3.1	67-1	44	56	1	43	367	11.8
2014-15	6-6	191/31.8	42-87	.483	14-29	.483	19-22	.864	2-20	22	3.7	16-1	8	7	2	12	117	19.5
TOTAL	67-17	1519/22.7	228-603	.378	52-183	.284	126-158	.797	60-108	168	2.5	105-2	78	110	5	73	634	9.5

TIFFANY SUAREZ #13

Sophomore • Guard • 5-11 • Miami, Fla. • Our Lady of Lourdes



• 2014-15 SEASON

- Scores six points against Radford, going 4-of-4 from the free throw line

2013-14 SEASON

- Appeared in 26 games with five starts
- Averaged 2.9 points with 1.1 rebounds
- In her first collegiate games in her home state, scored 17 points at the FGCU Tournament, including logging her first double-digit scoring effort against FGCU with 13 points
- After scoring 16 points against Coppin State, going 7-of-10 from the field, earned her first career start against Princeton in the championship game of the Cavalier Classic
- Scored in each of the last four games to close out the season, including both ACC tournament games

AT A GLANCE

- Dade County Girl's Basketball 8A Player of the Year
- Three-time All-State
- Two-time All-Dade County
- Ranked No. 74 overall by Blue Star and No. 31 at her position by ESPN Hoop Gurlz

2014-15 GAME-BY-GAME:

Opponent	GS	FG-FGA	3FG-3FGA	FT-FTA	Off-Def	Total Reb	PF	Points	A	TO	Blk	Stl	Min
OHIO STATE	0-4	0-0	0-0	0-0	0-0	0	2	0	1	0	0	0	11
RADFORD	1-5	0-1	4-4	0-0	0-0	0	1	6	1	2	0	2	19
at Xavier	1-5	0-0	0-0	0-0	0-0	0	2	2	0	0	0	0	16
AUBURN	0-0	0-0	1-2	0-0	0-0	0	1	1	0	1	0	0	7
vs Toledo	0-3	0-0	0-0	1-1	1-1	2	1	0	1	1	0	0	10
at FIU	0-1	0-0	0-0	0-0	0-0	0	0	0	1	0	1	0	8

SINGLE GAME BESTS

POINTS

Season: 6 vs Radford (11/16/14)

Career: 16 vs. Coppin State (12/28/13)

REBOUNDS

Season:

Career: 5 vs. Clemson (02/02/14)

FG MADE

Season:

Career: 7 vs. Coppin State (12/28/13)

FG ATTEMPTS

Season:

Career: 13 (2x) last at FGCU (12/21/13)

3 PT FG MADE

Season: --

Career: --

3 PT FG ATTEMPTS

Season:

Career: 3 vs. UMES (12/17/13)

FT MADE

Season:

Career: 5 at FGCU (12/21/13)

FT ATTEMPTS

Season:

Career: 5 at FGCU (12/21/13)

ASSISTS

Season:

Career: 6 vs. Coppin State (12/28/13)

BLOCKS

Season:

Career: 1 at Georgia Tech (02/14/14)

STEALS

Season: 2 vs Radford (11/16/14)

Career: 3 (2x) last vs. Florida State (01/19/14)

DOUBLE DOUBLES

Season:

Career:

CAREER STATISTICS

Year	G-GS	Min/Avg	FG-FGA	Pct.	3FG-A	Pct.	FT-FTA	Pct.	O-D	T	Avg.	Pf-DQ	Ast	TO	Blk	St	Pts	Avg
2013-14	26-5	318/12.2	28-93	.301	0-7	.000	19-25	.760	8-21	29	1.1	38-1	27	33	1	14	75	2.9
2014-15	6-0	71/11.8	2-8	.111	0-1	.000	5-6	.833	1-1	2	0.3	7-0	4	4	1	2	9	1.5
TOTAL	32-5	389/12.2	30-111	.270	0-8	.000	24-31	.774	9-22	31	1.0	45-1	31	37	2	16	84	2.6

SYDNEY UMERI

#44

Sophomore • Forward • 6-1 • Acworth, Ga. • The Lovett School



2014-15 SEASON

- Had eight rebounds at Xavier

2013-14 SEASON

- Appeared in all 31 games with 11 starts, averaging 18.0 minutes per game
- Averaged 2.8 points and 2.8 rebounds per game
- Made her collegiate debut at James Madison, starting the game
- Played 30 minutes, scoring four points in her debut
- Had her first double-digit scoring game at Liberty with 12 points
- Started the first 10 games of the season before coming off the bench at FGCU
- Scored six of her eight points at Wake Forest in a span of 1:42 during the second half

AT A GLANCE

- Ranked No. 29 overall and as the No. 9 forward by ESPN HoopGurlz
- Won a gold medal with the 2011 USA Basketball's U16 team at the FIBA Americas Championship in Mérida, Mexico
- Helped lead The Lovett School to a 2012 Georgia Region 6AA championship
- Four-time All-Region 6AA team
- Two-time Atlanta Tipoff Club Jackie Bradford All-Metro Girls HM
- 2013 McDonald's All-America nominee
- Also competed one season (2009) for The Lovett School track team in the long and triple jumps, 400 and 4x400 and 4x100 relays as well as being a middle blocker for two seasons on the volleyball team

2014-15 GAME-BY-GAME:

Opponent	GS	FG-FGA	3FG-3FGA	FT-FTA	Off-Def	Total Reb	PF	Points	A	TO	Blk	Stl	Min
OHIO STATE	1-1	0-0	0-0	0-3	3	1	2	0	0	0	0	0	16
RADFORD	2-3	0-0	0-0	0-1	1	4	4	1	0	2	1	1	16
at Xavier	1-1	0-0	0-0	3-5	8	2	2	1	3	1	0	0	18
AUBURN	0-0	0-0	0-0	0-0	0	1	0	0	0	0	0	0	8
vs Toledo	1-4	1-4	0-0	1-1	2	0	3	0	1	0	0	0	15
at FIU	2-4	0-0	0-0	0-0	0	2	4	0	2	1	0	0	19

SINGLE GAME BESTS

POINTS

Season: 4
 Career: 12 at Liberty (11/19/13)

REBOUNDS

Season: 8 at Xavier (11/20/14)
 Career: 8 (2x) last at Xavier (11/20/14)

FG MADE

Season: 2
 Career: 4 (2x) at Wake Forest (01/30/14)

FG ATTEMPTS

Season: --
 Career: 6 (4x) last at Wake Forest (01/30/14)

3 PT FG MADE

Season: --
 Career: --

3 PT FG ATTEMPTS

Season: --
 Career: --

FT MADE

Season: --
 Career: 5 vs. UMES (12/17/13)

FT ATTEMPTS

Season: --
 Career: 6 vs. UMES (12/17/13)

ASSISTS

Season: 1
 Career: 2 vs. North Carolina (2/20/14)

BLOCKS

Season: 2 vs Radford (11/16/14)
 Career: 2 vs Radford (11/16/14)

STEALS

Season: 1
 Career: 2

DOUBLE DOUBLES

Season: --
 Career: --

CAREER STATISTICS

Year	G-GS	Min/Avg	FG-FGA	Pct.	3FG-A	Pct.	FT-FTA	Pct.	O-D	T	Avg.	Pf-DQ	Ast	TO	Blk	St	Pts	Avg
2013-14	31-11	557/18.0	32-93	.344	0-0	.000	22-33	.667	46-42	88	2.8	64-2	15	43	4	17	86	2.8
2014-15	6-0	99/16.5	8-12	.667	0-0	.000	2-2	1.000	4-11	15	2.5	11-0	3	5	4	1	18	3.0
TOTAL	37-11	656/17.7	40-105	.381	0-0	.000	24-35	.686	50-53	103	2.8	75-2	18	48	8	18	104	2.8

**2014-15 Virginia Women's Basketball
Virginia Combined Team Statistics (as of Nov 30, 2014)
All games**

RECORD:	OVERALL	HOME	AWAY	NEUTRAL
ALL GAMES	5-1	3-0	2-0	0-1
CONFERENCE	0-0	0-0	0-0	0-0
NON-CONFERENCE	5-1	3-0	2-0	0-1

#	Player	gp-gs	min	avg	Total		3-Point		F-Throw		Rebounds				a	to	blk	stl	pts	avg			
					fg-fga	fg%	3fg-fga	3fg%	ft-fta	ft%	off	def	tot	avg							pf	dq	
20	Faith Randolph	6-6	191	31.8	42-87	.483	14-29	.483	19-22	.864	2	20	22	3.7	16	1	8	7	2	12	117	19.5	
42	Sarah Imovbioh	6-6	171	28.5	40-62	.645	0-0	.000	16-24	.667	35	43	78	13.0	13	0	6	8	3	11	96	16.0	
01	Mikayla Venson	6-6	188	31.3	23-50	.460	6-20	.300	7-9	.778	1	15	16	2.7	13	0	16	11	1	8	59	9.8	
12	Breyana Mason	6-6	174	29.0	24-52	.462	5-9	.556	5-8	.625	0	10	10	1.7	10	0	26	8	0	1	58	9.7	
21	Lauren Moses	6-6	147	24.5	17-41	.415	0-0	.000	9-16	.563	15	20	35	5.8	17	0	4	8	10	6	43	7.2	
23	Aliyah Huland El	6-0	98	16.3	11-39	.282	4-20	.200	3-5	.600	4	11	15	2.5	12	0	4	9	3	5	29	4.8	
44	Sydney Umeri	6-0	99	16.5	8-12	.667	0-0	.000	2-2	1.000	4	11	15	2.5	11	0	3	5	4	1	18	3.0	
13	Tiffany Suarez	6-0	71	11.8	2-18	.111	0-1	.000	5-6	.833	1	1	2	0.3	7	0	4	4	1	2	9	1.5	
03	Sarah Beth Barnette	6-0	57	9.5	2-10	.200	2-8	.250	0-1	.000	3	11	14	2.3	8	0	3	3	1	0	6	1.0	
02	Jae'Lisa Allen	1-0	4	4.0	0-1	.000	0-0	.000	0-0	.000	0	0	0	0.0	0	0	0	0	0	0	0	0.0	
Team											12	9	21										
Total.....		6	1200		169-372	.454	31-87	.356	66-93	.710	77	151	228	38.0	107	1	74	63	25	46	435	72.5	
Opponents.....		6	1200		131-344	.381	41-126	.325	64-95	.674	73	141	214	35.7	99	-	74	94	15	22	367	61.2	

TEAM STATISTICS	VA	OPP	Date	Opponent	Score	Att.
SCORING	435	367	11/14/14	OHIO STATE	w 87-82	3358
Points per game	72.5	61.2	11/16/14	RADFORD	w 75-47	3172
Scoring margin	+11.3	-	11/20/14	at Xavier	w 71-62	714
FIELD GOALS-ATT	169-372	131-344	11/23/14	AUBURN	w 66-51	3526
Field goal pct	.454	.381	11/28/14	vs Toledo	L 62-64	436
3 POINT FG-ATT	31-87	41-126	11/30/14	at FIU	w 74-61	305
3-point FG pct	.356	.325	* - Conference game			
3-pt FG made per game	5.2	6.8				
FREE THROWS-ATT	66-93	64-95				
Free throw pct	.710	.674				
F-Throws made per game	11.0	10.7				
REBOUNDS	228	214				
Rebounds per game	38.0	35.7				
Rebounding margin	+2.3	-				
ASSISTS	74	74				
Assists per game	12.3	12.3				
TURNOVERS	63	94				
Turnovers per game	10.5	15.7				
Turnover margin	+5.2	-				
Assist/turnover ratio	1.2	0.8				
STEALS	46	22				
Steals per game	7.7	3.7				
BLOCKS	25	15				
Blocks per game	4.2	2.5				
ATTENDANCE	10056	1455				
Home games-Avg/Game	3-3352	2-510				
Neutral site-Avg/Game	-	1-436				

Score by Periods	1st	2nd	Totals
Virginia	210	225	435
Opponents	169	198	367



Official Basketball Box Score -- Game Totals -- Final Statistics
Ohio State vs Virginia
11/14/14 7 p.m. at JPJ Arena, Charlottesville, Va.



Ohio State 82 • 0-1

#	Player	Total		3-Ptr		Rebounds		PF	TP	A	TO	Blk	Stl	Min	
		FG-FGA	FT-FTA	FG-FGA	FT-FTA	Off	Def								Tot
22	Alexa Hart	f	3-6	0-0	0-0	4	5	9	3	6	1	0	3	1	27
03	Kelsey Mitchell	g	9-27	3-12	5-8	0	2	2	4	26	4	3	1	0	38
13	Caft Craft	g	4-11	2-6	0-0	2	1	3	0	10	1	1	0	1	39
14	Ameryst Alston	g	8-16	5-8	6-6	0	4	4	3	27	3	2	0	0	39
20	Asia Doss	g	2-8	1-4	2-2	1	6	7	2	7	6	3	0	1	32
01	Kalpana Beach	g	3-6	0-0	0-0	1	6	7	3	6	0	0	1	0	20
21	Lisa Blair		0-0	0-0	0-0	0	1	1	0	0	0	0	0	0	5
Team						5	2	7							
Totals			29-74	11-30	13-16	13	27	40	15	82	15	9	5	3	200

FG % 1st Half: 15-40 37.5% 2nd half: 14-34 41.2% Game: 29-74 39.2%
3FG % 1st Half: 4-14 28.6% 2nd half: 7-16 43.8% Game: 11-30 36.7%
FT % 1st Half: 9-10 90.0% 2nd half: 4-6 66.7% Game: 13-16 81.3%

Virginia 87 • 1-0

#	Player	Total		3-Ptr		Rebounds		PF	TP	A	TO	Blk	Stl	Min	
		FG-FGA	FT-FGA	FG-FGA	FT-FTA	Off	Def								Tot
21	Lauren Moses	f	1-6	0-0	2-2	4	3	7	4	4	0	1	2	1	20
42	Sarah Imovbioh	c	7-10	0-0	4-6	10	14	24	1	18	0	2	3	0	32
01	Mikayla Venson	g	3-12	1-6	4-4	0	1	1	2	11	3	2	0	2	35
12	Breyana Mason	g	8-11	5-7	1-2	0	0	0	2	22	6	2	0	0	26
20	Faith Randolph	g	9-22	3-7	4-5	1	5	6	3	25	5	1	0	3	36
03	Sarah Beth Barnette		0-3	0-3	0-0	1	1	2	1	0	1	0	0	0	11
23	Tiffany Suarez		0-4	0-0	0-0	0	0	0	2	0	1	0	0	0	11
23	Aliyah Huland El		2-7	1-3	0-0	0	1	1	4	5	1	2	2	0	13
44	Sydney Umeri		1-1	0-0	0-0	0	3	3	1	2	0	0	0	0	16
Team						4	3	7							
Totals			31-76	10-26	15-19	20	31	51	20	87	17	10	7	6	200

FG % 1st Half: 15-38 39.5% 2nd half: 16-38 42.1% Game: 31-76 40.8%
3FG % 1st Half: 5-13 38.5% 2nd half: 5-13 38.5% Game: 10-26 38.5%
FT % 1st Half: 4-4 100.0% 2nd half: 11-15 73.3% Game: 15-19 78.9%

Officials: Dee Kantner, Joseph Vaszily, Karen Preato
Technical fouls: Ohio State-None. Virginia-None.
Attendance: 3358

Score by periods	1st	2nd	Total
Ohio State	43	39	82
Virginia	39	48	87



Official Basketball Box Score -- Game Totals -- Final Statistics
Radford vs Virginia
11/16/14 1:00 p.m. at JPJ Arena, Charlottesville, Va.



Radford 47 • 0-1

#	Player	Total		3-Ptr		Rebounds		PF	TP	A	TO	Blk	Stl	Min	
		FG-FGA	FT-FGA	FG-FGA	FT-FTA	Off	Def								Tot
22	WORTHY, Jayda	f	2-4	0-0	4-6	5	3	8	3	8	1	1	1	0	19
13	ROSS, Rachel	c	4-6	0-0	1-2	1	3	4	4	9	0	0	0	0	21
03	FOY, Aisha	g	0-10	0-0	0-0	0	0	0	2	0	1	5	0	0	30
05	AVERY, Ayana	g	1-9	1-8	0-0	0	1	1	1	3	3	1	0	0	28
05	McIVOR, Kiera	g	0-3	0-1	0-0	0	0	0	2	0	0	2	0	0	23
02	TOOHEY, Jordan	g	0-0	0-0	0-0	0	0	0	0	0	0	0	0	0	1
11	QUEVEDO, Claudia		1-3	0-1	2-2	0	2	2	1	4	0	1	0	0	17
12	ALLEN, Brittany		0-1	0-1	0-0	0	1	1	0	0	1	1	0	0	6
14	GILMORE, Gaby		1-3	0-1	1-2	0	4	4	1	3	1	1	0	0	15
21	WHITE, Janayla		4-9	0-0	6-7	7	3	10	5	14	0	1	2	0	19
24	GAYMON, Jordynn		3-6	0-0	0-1	2	6	8	3	6	0	7	0	0	21
Team						1	4	5							
Totals			16-54	1-18	14-20	16	27	43	22	47	7	20	3	0	200

FG % 1st Half: 8-27 29.6% 2nd half: 8-27 29.6% Game: 16-54 29.6%
3FG % 1st Half: 0-10 0.0% 2nd half: 1-8 12.5% Game: 1-18 5.6%
FT % 1st Half: 5-9 55.6% 2nd half: 9-11 81.8% Game: 14-20 70.0%

Virginia 75 • 2-0

#	Player	Total		3-Ptr		Rebounds		PF	TP	A	TO	Blk	Stl	Min	
		FG-FGA	FT-FGA	FG-FGA	FT-FTA	Off	Def								Tot
21	Lauren Moses	f	3-7	0-0	1-3	2	3	5	2	7	0	1	2	0	23
42	Sarah Imovbioh	c	6-10	0-0	2-3	5	4	9	3	14	0	0	1	0	20
01	Mikayla Venson	g	6-8	0-2	0-0	0	3	3	2	12	1	2	0	1	23
12	Breyana Mason	g	4-8	0-0	3-5	0	3	3	1	11	0	0	0	1	31
20	Faith Randolph	g	5-11	1-3	0-0	0	4	4	2	11	0	0	0	2	28
02	Jae'Lisa Allen		0-1	0-0	0-0	0	0	0	0	0	0	0	0	0	4
03	Sarah Beth Barnette		1-2	1-1	0-0	2	2	4	1	3	0	0	0	0	17
23	Tiffany Suarez		1-5	0-1	4-4	0	0	0	0	1	6	1	2	0	19
23	Aliyah Huland El		2-11	0-7	3-5	1	4	5	4	7	1	0	0	1	19
44	Sydney Umeri		2-3	0-0	0-0	0	1	1	4	4	1	0	2	1	16
Team						4	4								
Totals			30-66	2-14	13-20	14	24	38	20	75	9	5	4	9	200

FG % 1st Half: 12-33 36.4% 2nd half: 18-33 54.5% Game: 30-66 45.5%
3FG % 1st Half: 0-7 0.0% 2nd half: 2-7 28.6% Game: 2-14 14.3%
FT % 1st Half: 7-11 63.6% 2nd half: 6-9 66.7% Game: 13-20 65.0%

Officials: Luis Gonzalez, Diana DePaul, Kristi Vera
Technical fouls: Radford-None. Virginia-None.
Attendance: 3172
RU: White fouled out at 3:32 (II)

Score by periods	1st	2nd	Total
Radford	21	26	47
Virginia	31	44	75

	Points	In	Off	2nd	Fast
	RAD	Paint	T/O	Chance	Break
Radford	28	0	23	0	27
Virginia	32	21	13	6	20

Last FG - RAD 2nd-00:16, VA 2nd-01:12.
Largest lead - RAD None, VA by 32 2nd-01:12.
RAD led for 00:00. VA led for 38:11. Game was tied for 01:49.

Score tied - 0 times.
Lead changed - 0 times.

Official Basketball Box Score -- Game Totals -- Final Statistics Virginia vs Xavier 11/20/14 7 p.m. at Cincinnati, Ohio (Cintas Center)

Virginia 71 • 3-0

#	Player	Total		3-Ptr		Rebounds		PF	TP	A	TO	Blk	Stl	Min	
		FG-FGA	FT-FGA	FG-FGA	FT-FTA	Off	Def								Tot
21	Lauren Moses	f	3-5	0-0	2-3	0	6	6	2	8	1	1	2	2	23
42	Sarah Imovbioh	c	9-14	0-0	0-1	7	6	13	2	18	1	1	0	1	35
01	Mikayla Venson	g	2-9	1-3	0-0	0	6	6	1	5	5	2	1	0	35
12	Breyana Mason	g	3-10	0-0	0-0	0	2	2	3	6	6	2	0	0	25
20	Faith Randolph	g	8-14	2-2	8-8	1	3	4	2	26	0	3	0	3	35
03	Sarah Beth Barnette		0-0	0-0	0-0	0	1	1	0	0	1	0	0	0	3
23	Tiffany Suarez		1-5	0-0	0-0	0	0	0	2	2	0	0	0	0	16
23	Aliyah Huland El		2-4	0-2	0-0	0	2	2	0	4	0	2	0	0	10
44	Sydney Umeri		1-1	0-0	0-0	3	5	8	2	2	1	3	1	0	18
Team						2	0	2							
Totals			29-62	3-7	10-12	13	31	44	15	71	14	15	4	8	200

FG % 1st Half: 17-38 44.7% 2nd half: 12-24 50.0% Game: 29-62 46.8%
3FG % 1st Half: 1-5 20.0% 2nd half: 2-2 100.0% Game: 3-7 42.9%
FT % 1st Half: 2-3 66.7% 2nd half: 8-9 88.9% Game: 10-12 83.3%

Xavier 62 • 2-1

#	Player	Total		3-Ptr		Rebounds		PF	TP	A	TO	Blk	Stl	Min	
		FG-FGA	FT-FGA	FG-FGA	FT-FTA	Off	Def								Tot
24	GLOVER, Briana	f	2-6	1-3	0-0	2	0	2	1	5	0	2	0	0	23
13	SCHAEFER, Leah	f	0-2	0-0	0-0	1	5	6	1	0	1	1	0	0	21
00	TURNER, Marquia	g	2-7	2-5	0-0	1	1	2	2	6	2	1	1	1	21
30	GAFFNEY, Raeshawn	g	4-12	0-2	7-8	2	2	4	1	15	0	0	0	0	25
05	CRITTENDON, Jenna	g	0-5	0-2	2-2	1	2	3	1	2	0	0	1	1	22
01	FINCHER, Kindell		4-8	3-5	0-1	1	3	4	2	11	1	2	0	3	15
02	KYNARD, Maleeka		3-7	1-3	1-2	0	1	2	8	4	1	1	0	1	17
12	BYRD, Jada		1-1	1-1	0-0	0	1	1	0	3	0	0	0	0	2
15	ZANTT, Aliyah		2-6	0-4	0-0	0	2	2	0	4	1	2	0	0	18
21	BLACKWELL, Maddison		1-3												

Official Basketball Box Score -- Game Totals -- Final Statistics
Toledo vs Virginia
11/28/14 8:00 PM at FIU Arena (Miami, Fla.)

Toledo 64 • 3-2

#	Player	Total		3-Ptr		Rebounds			PF	TP	A	TO	Blk	Stl	Min
		FG-FGA	FG-FGA	FT-FTA	Off	Def	Tot								
01	HARRIS, Brenae	* 1-6	0-2	2-2	0	5	5	0	4	2	1	0	0	36	
23	ZANOQUERA, Inma	* 7-9	4-4	6-6	2	3	5	1	24	10	1	0	0	38	
24	RASMUSSEN, Michaela	* 7-15	1-6	4-9	2	6	8	2	19	0	2	0	0	38	
32	CAPOTOSTO, Ana	* 4-8	2-6	1-2	2	5	7	2	11	0	1	0	1	34	
43	REECHER, Sophie	* 2-2	0-0	0-0	1	0	1	5	4	0	2	0	0	21	
12	MONAKANA, Janice	* 1-5	0-3	0-0	0	1	1	2	2	0	1	0	0	12	
21	de ALFREDO, Elena	* 0-1	0-1	0-0	0	1	1	1	0	0	0	0	0	5	
33	KESSLER, Nancy	* 0-0	0-0	0-0	0	0	0	3	0	0	1	0	0	9	
35	WOODY, Jada	* 0-0	0-0	0-0	0	0	0	0	0	1	0	0	0	7	
Team					0	2	2			3					
Totals		22-46	7-22	13-19	7	23	30	16	64	13	12	0	1	200	

FG % 1st Half: 10-22 45.5% 2nd half: 12-24 50.0% Game: 22-46 47.8% Deadball Rebounds 3
 3FG % 1st Half: 5-15 33.3% 2nd half: 2-7 28.6% Game: 7-22 31.8%
 FT % 1st Half: 2-6 33.3% 2nd half: 11-13 84.6% Game: 13-19 68.4%

Virginia 62 • 4-1

#	Player	Total		3-Ptr		Rebounds			PF	TP	A	TO	Blk	Stl	Min
		FG-FGA	FG-FGA	FT-FTA	Off	Def	Tot								
01	Mikayla Venson	* 4-10	1-4	0-0	1	0	1	2	9	4	1	0	0	37	
12	Breyana Mason	* 0-7	0-1	0-0	0	3	3	2	0	3	1	0	0	29	
20	Faith Randolph	* 8-15	5-10	0-0	0	2	2	5	21	2	1	0	1	29	
21	Lauren Moses	* 6-10	0-0	2-4	5	3	8	4	14	0	2	0	0	25	
42	Sarah Imovbioh	* 3-7	0-0	3-5	5	4	9	3	9	2	2	0	0	31	
03	Sarah Beth Barnette	* 0-1	0-1	0-0	0	1	1	1	0	0	0	0	0	2	
13	Tiffany Suarez	* 0-3	0-0	0-0	1	1	2	1	0	1	1	0	0	10	
23	Aliyah Huland El	* 1-4	1-4	0-0	1	1	2	0	3	0	1	0	0	15	
44	Sydney Umeri	* 2-3	0-0	2-2	1	2	3	1	6	1	0	0	0	22	
Team					1	3	4			3					
Totals		24-60	7-20	7-11	15	20	35	19	62	13	9	0	1	200	

FG % 1st Half: 14-30 46.7% 2nd half: 10-30 33.3% Game: 24-60 40.0% Deadball Rebounds 3
 3FG % 1st Half: 4-10 40.0% 2nd half: 3-10 30.0% Game: 7-20 35.0%
 FT % 1st Half: 1-3 33.3% 2nd half: 6-8 75.0% Game: 7-11 63.6%

Officials: Bob Trammell, Maria Gearhart, Will Schrieber
 Technical fouls: Toledo-None. Virginia-None.
 Attendance: 436

Score by periods	1st	2nd	Total
Toledo	27	37	64
Virginia	33	29	62

Last FG - TOLEDO 2nd-00:04, VA 2nd-00:13.
 Largest lead - TOLEDO by 3 1st-09:54, VA by 10 2nd-18:39.
 TOLEDO led for 04:06, VA led for 35:06. Game was tied for 00:44.

Points	In	Off	2nd	Fast	Bench
TOLEDO	22	16	8	2	2
VA	20	8	14	0	9

Score tied - 4 times.
 Lead changed - 7 times.

Official Basketball Box Score -- Game Totals -- Final Statistics
Virginia vs FIU
11/30/14 2:00 PM at FIU Arena (Miami, Fla.)

Virginia 74 • 5-1

#	Player	Total		3-Ptr		Rebounds			PF	TP	A	TO	Blk	Stl	Min
		FG-FGA	FG-FGA	FT-FTA	Off	Def	Tot								
01	Mikayla Venson	* 5-7	0-1	2-2	0	2	2	3	12	2	2	0	5	32	
12	Breyana Mason	* 5-10	0-1	1-1	0	0	0	1	11	2	1	0	0	31	
20	Faith Randolph	* 6-12	0-3	4-5	0	1	1	1	16	1	0	0	1	30	
21	Lauren Moses	* 3-8	0-0	1-2	2	2	4	2	7	2	0	3	2	29	
42	Sarah Imovbioh	* 8-12	0-0	0-1	2	8	10	4	16	1	1	0	5	25	
03	Sarah Beth Barnette	* 0-2	0-2	0-0	0	0	0	2	0	0	0	1	0	7	
13	Tiffany Suarez	* 0-1	0-0	0-0	0	0	0	0	0	1	0	1	0	8	
23	Aliyah Huland El	* 3-6	2-3	0-0	1	2	3	2	8	1	1	0	1	19	
44	Sydney Umeri	* 2-4	0-0	0-0	0	0	0	2	4	0	2	1	0	19	
Team					1	0	1			1					
Totals		32-62	2-10	8-11	6	15	21	17	74	10	7	6	14	200	

FG % 1st Half: 17-33 51.5% 2nd half: 15-29 51.7% Game: 32-62 51.6% Deadball Rebounds 1
 3FG % 1st Half: 0-2 0.0% 2nd half: 2-8 25.0% Game: 2-10 20.0%
 FT % 1st Half: 3-3 100.0% 2nd half: 5-8 62.5% Game: 8-11 72.7%

FIU 61 • 0-5

#	Player	Total		3-Ptr		Rebounds			PF	TP	A	TO	Blk	Stl	Min
		FG-FGA	FG-FGA	FT-FTA	Off	Def	Tot								
01	POUND, Kiandre'a	* 6-16	3-6	3-4	2	9	11	1	18	0	4	1	1	37	
03	LABADY, Zsofia	* 0-1	0-0	0-0	1	0	1	2	0	0	2	0	0	11	
05	SHADE, Taylor	* 5-8	1-2	1-1	0	1	1	2	12	8	5	0	1	34	
12	DAVYDOVA, Marita	* 3-6	0-0	3-4	1	2	3	2	9	1	1	1	0	33	
23	TODOROVIC, Nikolina	* 0-0	0-0	0-0	0	1	1	0	0	1	3	0	0	10	
13	HEGEDUS, Janka	* 0-0	0-0	0-0	0	0	0	0	0	0	0	0	0	1	
20	HAWKINS, Aajah	* 0-2	0-0	1-2	1	1	2	4	1	3	3	0	1	26	
21	FEAGIN, Destini	* 3-7	1-1	0-0	1	5	6	0	7	1	4	0	0	27	
32	MCKINZIE, Tynia	* 5-6	1-2	3-4	1	3	4	3	14	0	3	0	0	21	
Team					3	4	7			3					
Totals		22-46	6-11	11-15	10	26	36	14	61	14	25	2	3	200	

FG % 1st Half: 11-23 47.8% 2nd half: 11-23 47.8% Game: 22-46 47.8% Deadball Rebounds 3
 3FG % 1st Half: 2-4 50.0% 2nd half: 4-7 57.1% Game: 6-11 54.5%
 FT % 1st Half: 1-2 50.0% 2nd half: 10-13 76.9% Game: 11-15 73.3%

Officials: Kelly Johnson, Craig Miller, Deanna Jackson
 Technical fouls: Virginia-None. FIU-None.
 Attendance: 305

Score by periods	1st	2nd	Total
Virginia	37	37	74
FIU	25	36	61

Last FG - VA 2nd-00:20, FIU 2nd-00:10.
 Largest lead - VA by 20 2nd-13:50, FIU None.
 VA led for 39:15, FIU led for 00:00. Game was tied for 00:45.

Points	In	Off	2nd	Fast	Bench
VA	38	31	8	14	12
FIU	28	5	8	8	22

Score tied - 0 times.
 Lead changed - 0 times.

2014-15 VIRGINIA SEASON RESULTS & LEADERS

RECORD:	OVERALL	HOME	AWAY	NEUTRAL
ALL GAMES	5-1	3-0	2-0	0-1
CONFERENCE	0-0	0-0	0-0	0-0
NON-CONFERENCE	5-1	3-0	2-0	0-1

UVa.										
Date	Rank	Opponent	Score	W/L	Rec.	ACC	Attend.	High Scorer	High Reb.	Opp. High Scr
11/14		OHIO STATE	87-82	W	1-0	0-0	3358	Randolph 25	Imovbioh 24	Mitchell 26
11/16		RADFORD	75-47	W	2-0	0-0	3172	Imovbioh 14	Imovbioh 9	White 14
11/20	NR/RV	at Xavier	71-62	W	3-0	0-0	714	Randolph 26	Imovbioh 13	Gaffney 15
11/23	NR/RV	AUBURN	66-51	W	4-0	0-0	3526	Imovbioh 21	Imovbioh 13	Montgomery 24
11/28	NR/RV	vs Toledo	64-62	L	4-1	0-0	436	Randolph 21	Imovbioh 9	Zanoguera 24
11/30	NR/RV	at FIU	74-61	W	5-1	0-0	305	FR/SI 16	Imovbioh 10	Pound 18



2014-15 POINTS-REBS-ASSISTS

OPPONENT	ALLEN	BARNETTE	GARNER	HULAND EL	IMOVBIOH	MASON
OHIO STATE	DNP	0-2-1	DNP	5-1-1	18-24-0	22-0-6
RADFORD	0-0-0	3-4-0	DNP	7-5-1	14-9-0	11-3-5
at Xavier	DNP	0-1-0	DNP	4-2-0	18-13-1	6-2-6
AUBURN	DNP	3-6-2	DNP	2-2-1	21-13-2	8-2-4
vs. Toledo	DNP	0-1-0	DNP	3-2-0	9-9-2	0-3-3
vs. FIU	DNP	0-0-0	DNP	8-3-1	16-10-1	11-0-2
at Illinois						
DELAWARE ST						
LONGWOOD						
ST. MARY'S						
HOWARD						
DAVIDSON						
DREXEL						
at VIRGINIA TECH						
WAKE FOREST						
at Syracuse						
BOSTON COLLEGE						
at Louisville						
at Miami						
GEORGIA TECH						
NC STATE						
at Clemson						
at Notre Dame						
DUKE						
FLORIDA ST						
at Pitt						
VIRGINIA TECH						
at UNC						
LOUISVILLE						

OPPONENT	MOSES	RANDOLPH	SUAREZ	UMERI	VENSON
OHIO STATE	4-7-0	25-6-5	0-0-1	2-3-0	11-1-3
RADFORD	7-5-0	11-4-0	6-0-1	4-1-1	12-3-1
at Xavier	8-6-1	26-4-0	2-0-0	2-8-1	5-6-5
AUBURN	3-5-1	18-5-0	1-0-0	0-0-0	10-3-1
vs. Toledo	14-8-0	21-2-2	0-2-1	6-3-1	9-1-4
vs. FIU	7-4-2	16-1-1	0-0-1	4-0-0	12-2-2
at Illinois					
DELAWARE ST					
LONGWOOD					
ST. MARY'S					
HOWARD					
DAVIDSON					
DREXEL					
at VIRGINIA TECH					
WAKE FOREST					
at Syracuse					
BOSTON COLLEGE					
at Louisville					
at Miami					
GEORGIA TECH					
NC STATE					
at Clemson					
at Notre Dame					
DUKE					
FLORIDA ST					
at Pitt					
VIRGINIA TECH					
at UNC					
LOUISVILLE					



GAME-BY-GAME STAT COMPARISONS

	Field Goal %		3-Point FG %		Free Throw Pct.		Rebounds	Turnovers
	Virginia	Opponent	Virginia	Opponent	Virginia	Opponent	UVa-Opp	UVa-Opp
OHIO STATE	31-76 (.408)	29-74 (.392)	10-26 (.385)	11-30 (.367)	15-19 (.789)	13-16 (.813)	51-40 (+11)	10-9
RADFORD	30-66 (.455)	16-54 (.296)	2-14 (.143)	1-18 (.056)	13-20 (.650)	14-20 (.700)	38-43 (-5)	5-20
at Xavier	29-62 (.468)	22-62 (.355)	3-7 (.429)	8-25 (.320)	10-12 (.833)	10-13 (.769)	44-33 (+11)	15-13
AUBURN	23-46 (.500)	20-62 (.323)	7-10 (.700)	8-20 (.400)	13-20 (.650)	3-12 (.250)	39-32 (+7)	17-15
vs Toledo	24-60 (.400)	22-46 (.478)	7-20 (.350)	7-22 (.318)	7-11 (.636)	13-19 (.684)	35-30 (+5)	9-12
at FIU	32-62 (.516)	22-46 (.478)	2-10 (.200)	6-11 (.545)	8-11 (.727)	11-15 (.733)	21-36 (-15)	7-25



MISCELLANEOUS STATS

VIRGINIA

OPPONENT

Table with 2 columns: VIRGINIA and OPPONENT. Rows include Bench Points, FG Percentage- Home, FG Percentage- Road, FG Percentage- Neutral, Most Points- Half, Fewest Points- Half, Largest Halftime Lead, and Largest Halftime Deficit.

VIRGINIA'S RECORD WHEN

Table with 2 columns: Record description and Record (e.g., 2-1). Rows include Game decided by 10 pts or less, Leading at halftime, Trailing at halftime, Tied at halftime, Went into overtime, Leading by 10 or more points, Shot FG 50% or better, Shot FG less than 50%, Shot FG less than 40%, Shot FG 40% or better, Holding opponent under 60 pts, Scoring 30-39 points, Scoring 40-49 points, Scoring 50-59 points, Scoring 60-69 points, Scoring 70-79 points, Scoring 80-89 points, Scoring 90-100 points, Outrebounding opponent, Being outrebounded, Tied in rebounding, Have less TOs than opponent, Committing 15 or less TOs, Start #1, 12, 20, 21, 42, Playing a ranked opponent, Playing a top-10 ranked opponent, Playing on television, Playing on ESPN3/Fox Go only.

SCORING BENCHMARKS

GAMES WITH 20 OR MORE POINTS IN 14-15

Table with 2 columns: Player Name and Games. Rows include Faith Randolph (3), Breyana Mason (1), Sarah Imovbioh (1).

GAMES WITH 10 OR MORE POINTS IN 14-15

Table with 2 columns: Player Name and Games. Rows include Faith Randolph (6), Sarah Imovbioh (5), Breyana Mason (3), Mikayla Venson (4), Lauren Moses (1).

GAMES WITH 10 OR MORE REBOUNDS IN 14-15

Table with 2 columns: Player Name and Games. Row includes Sarah Imovbioh (4).

DOUBLE DOUBLES IN 14-15

Table with 2 columns: Player Name and Games. Row includes Sarah Imovbioh (4).



THE LAST TIME

VIRGINIA INDIVIDUALS

- **Had a double-double:** Sarah Imovbioh (16 pts, 10 reb) at FIU (11/30/14)
- **Two UVA players with double-doubles in the same game:** at NC State, 02/10/11 (Franklin 18-10, W. Edwards 13-11)
- **Four players in double figures:** at FIU 11/30 (Imovbioh 16, Venson 12, Mason 11, Randolph 16)
- **Five players in double figures:** vs. North Carolina 02/20/14 (Imovbioh 12, Wolfe 10, Franklin 11, Randolph 24, Gerson 12)
- **Six players in double figures:** vs. North Florida, 02/6/07 (Wright 20, Littles 18, McGuire 14, Williams 13, Zoll 10, Hartig 10)
- **Scored 20-24 points:** vs Auburn 11/23/14 (Imovbioh 21)
- **Scored 25-29 points:** 26, Faith Randolph at Xavier, 11/20/14
- **Scored 30-39 points:** 34, Monica Wright vs. Green Bay, 03/21/10
- **Scored 40-49 points:** **48, Mimi Kennedy at North Carolina, 01/15/98
- **A non-starter scored 20 or more points:** 24, Faith Randolph vs North Carolina 02/20/14
- **Two or more Hoos scored 20 or more points in the same game:** vs Ohio State 11/14/14 (Randolph 25, Mason 22)
- **Perfect from the field (5 attempts):** 8-8, Jazmin Pitts vs Radford
- **Perfect at FT line (10 attempts):** 11-11, Monica Wright vs North Carolina, 02/15/10
- **Perfect at FT line (9 attempts):** 9-9, Faith Randolph vs North Carolina (2/20/14)
- **Perfect at FT line (8 attempts):** 8-8, Faith Randolph at Xavier (11/20/14)
- **Had 20 Free throw attempts:** **20, Brandi Teamer at Wake Forest, 01/6/05
- **Had 15 rebounds:** 24, Sarah Imovbioh vs Ohio State 11/14/14
- **Had 20 rebounds:** 24, Sarah Imovbioh vs Ohio State 11/14/14
- **Had 10 assists:** 11, Sharneé Zoll vs. Georgia Tech, 03/2/08
- **Had 6 steals:** 6, Kelsey Wolfe at Miami, 01/06/13
- **Blocked 5 shots:** 5, Jocelyn Logan-Friend at North Carolina, 02/24/05

VIRGINIA TEAM

- **UVA ranked in AP Top 25:** #22, 11/21/12
- **UVA ranked USA Today Top 25:** #22, 03/8/10
- **Played AP No. 1 team:** #1 Duke, L 79-58, 03/2/07
- **Defeated AP No. 1 team:** #1 Maryland, 75-74, 02/11/92
- **Defeated AP Top 10 team:** #6 Maryland, 86-72, 01/23/14
- **Defeated AP Top 25 team:** #6 Maryland, 86-72, 01/23/14

FIELD GOAL SHOOTING

- **Shot 50 percent:** .516 (32-62) at FIU, 11/30/14
- **Shot 60 percent:** .623 (33-53) vs Georgia Tech, 03/2/08
- **Shot 70 percent:** **.700 (42-60) at Wake Forest, 01/7/87
- **Made 30-39 field goals:** 32 at FIU 11/30/14
- **Made 40-49 field goals:** 42 vs. Wake Forest, 01/7/87
- **Made 50 field goals:** **54 vs. Cleveland State, 11/29/95
- **Attempted 60-69 FG:** 62 at FIU, 11/30/14
- **Attempted 70-79 FG:** 76 vs Ohio State 11/14/14
- **Attempted 80 FG:** 85 at NC State, 02/10/11

THREE-POINT SHOOTING

- **Shot 50 percent:** .700 (7-10) vs Auburn, 11/23/14
- **Shot 60 percent:** .700 (7-10) vs Auburn, 11/23/14
- **Shot 70 percent:** .700 (7-10) vs Auburn, 11/23/14
- **Shot 80 percent:** .857 (6-7) vs St. John's, 03/19/88
- **Made 10 three-pt. field goals:** 10 (of 26) vs Ohio State 11/14/14
- **Attempted 20 three-pt. FG:** 26 (made 10) vs Ohio State 11/14/14

FREE THROW SHOOTING

- **Shot 80 percent:** .833 (10-12) at Xavier, 11/20/14
- **Shot 90 percent:** .909 (20-22) vs. Maryland, 01/23/14
- **Shot 100 percent:** 6-6 vs. Duke, 02/8/13
- **Made 20-29 free throws:** 20 vs. Maryland 01/23/14
- **Made 30-39 free throws:** 30 vs. North Carolina, 02/20/14
- **Attempted 30-39 FT:** 38 vs. North Carolina, 02/20/14
- **Attempted 40-49 FT:** 44 vs. Indiana, 11/26/09
- **Attempted 50+ FT:** **54 at Wake Forest, 01/6/05

SCORING

- **Scored 80 points:** 87 vs Ohio State 11/14/14

- **Scored 90 points:** 95 vs. LA Tech, 11/16/13
- **Scored 100 points:** 110 vs. USC Upstate, 11/18/09

REBOUNDING

- **Had 50 rebounds:** 51 vs Ohio State 11/14/14
- **Had 60 rebounds:** 63 at Alabama, 12/21/12
- **Had 70 rebounds:** **77 vs. Rider, 12/19/96

ASSISTS

- **Had 20 assists:** 22 vs Florida State, 01/19/14
- **Had 30 assists:** **37 vs. Cleveland State, 11/29/95

STEALS

- **Had 15 steals:** 22 vs UMES, 12/17/13
- **Had 20 steals:** 22 vs UMES, 12/17/13
- **Had 25 steals:** 26 vs. Clemson, 02/12/12
- **UVA forced 30 turnovers:** 35 vs. UMES, 12/17/13
- **UVA committed 30 turnovers:** 32 at Alabama, 12/21/12

MISCELLANEOUS

- **UVA in OT:** L, 79-72 vs Tulane, 12/20/13
- **UVA in 2OT:** L, 73-70 at Alabama, 12/21/12
- **UVA in 3OT:** W, 105-100 at North Carolina, 01/15/98
- **UVA shot 50% from the floor in first half:** .515 (17-33) at FIU, 11/30/14
- **UVA shot 50% from the floor in second half:** .517 (15-29) at FIU, 11/30/14
- **UVA shot 60% from the floor in first half:** .600 (15-25) at Florida State, 3/2/14
- **UVA shot 60% from the floor in second half:** .650 (13-20) vs Auburn, 11/23/14
- **UVA shot less than 20% from floor first half:** .192 (5-26) at Maryland, 12/06/12
- **UVA shot less than 30% from floor first half:** .265 (9-34) at Duke, 01/16/14
- **UVA shot less than 30% from floor 2nd half:** .289 (11-38) at Florida State, 3/2/14
- **UVA scored less than 15 points in first half:** 13 at Florida State, 01/8/06
- **UVA held opp to less than 15 points first half:** 14 vs. Virginia Tech, 01/03/13
- **UVA held opp to less than 10 points first half:** 6 vs. Norfolk State, 12/28/12
- **UVA held opponent to less than 30 points:** 23 vs. Norfolk State, 12/28/12
- **UVA failed to make at least one three-pointer:** 0-10 vs. Kansas State, 11/29/13

**school record



2014-15 HIGHS/LOWS

VIRGINIA HIGHS

Points87 vs Ohio State 11/14/14	82 vs Ohio State 11/14/14
FG Made	31 vs Ohio State 11/14/14	29 vs Ohio State 11/14/14
FG Attempts	76 vs Ohio State 11/14/14	74 vs Ohio State 11/14/14
FG %500 (23-46) vs Auburn 11/23/14	.392 (29-74) vs Ohio State 11/14/14
3FG Made	10 vs Ohio State 11/14/14	11 vs Ohio State 11/14/14
3FG Attempts	26 vs Ohio State 11/14/14	30 vs Ohio State 11/14/14
3FG %700 (7-10) vs Auburn 11/23/14	.400 (8-20) vs Auburn 11/23/14
Free Throws Made	15 at Xavier 11/20/14	14 vs Radford 11/16/14
Free Throw Attempts	20 (2x) last vs Auburn 11/23/14	20 vs Radford 11/16/14
Free Throw %833 (10-12) at Xavier 11/20/14	.813 (13-16) vs Ohio State 11/14/14
Rebounds	51 vs Ohio State 11/14/14	43 vs Radford 11/16/14
Assists	17 vs Ohio State 11/14/20	15 vs Ohio State 11/14/14
Steals	9 vs Radford 11/16/14	8 vs Auburn 11/23/14
Blocked Shots	7 vs Ohio State 11/14/14	5 vs Ohio State 11/14/14
Turnovers	17 vs Auburn 11/23/14	20 vs Radford 11/16/14
Fouls	20 (2x)	22 vs Radford 11/16/14

OPPONENT HIGHS

VIRGINIA LOWS

Points62 vs Toledo 11/28/14	47 vs Radford 11/16/14
FG Made	23 vs Auburn 11/23/14	16 vs Radford 11/16/14
FG Attempts	46 vs Auburn 11/23/14	54 vs Radford 11/16/14
FG %400 (24-60) 11/28/14	.296 (16-54) vs Radford 11/16/14
3FG Made	2 vs Radford 11/16/14	1 vs Radford 11/16/14
3FG Attempts	7 at Xavier 11/20/14	18 vs Radford 11/16/14
3FG %143 (2-14) vs Radford 11/16/14	.056 (1-18) vs Radford 11/16/14
Free Throws Made	7 vs Toledo 11/28/14	3 vs Auburn 11/23/14
Free Throw Attempts	11 vs Toledo 11/28/14	12 vs Auburn 11/23/14
Free Throw %636 (7-11) vs Toledo 11/28/14	.250 (3-12) vs Auburn 11/23/14
Rebounds	38 vs Radford 11/16/14	32 vs Auburn 11/23/14
Assists	9 vs Radford 11/16/14	7 vs Radford 11/16/14
Steals	1 vs Toledo 11/28/14	0 vs Radford 11/16/14
Blocked Shots	0 vs Toledo 11/28/14	0 vs Toledo 11/28/14
Turnovers	9 vs Toledo 11/28/14	9 vs Ohio State 11/14/14
Fouls	15 at Xavier 11/20/14	14 at Xavier 11/20/14

OPPONENT LOWS

VIRGINIA INDIVIDUAL HIGHS

Points	26 Randolph at Xavier 11/20/14	27 Alston vs Ohio State 11/14/14
FG Made	9 (2x)	9 (2x) last: Montgomery vs Auburn 11/23/14
FG Attempts	22 Randolph vs Ohio State 11/14/14	27 Mitchell vs Ohio State 11/14/14
FG %	7-9 Imovbioh vs Auburn 11/23/14	8-16 Alston vs Ohio State 11/14/14
3FG Made	5 Mason vs Ohio State 11/14/14	6 Montgomery vs Auburn 11/23/14
3FG Attempts	7 (several)	12 Mitchell vs Ohio State 11/14/14
3FG Percentage	5-7 Mason vs Ohio State 11/14/14	5-8 Alston vs Ohio State 11/14/14
FT Made	2-2 Randolph at Xavier 11/20/14	7 Gaffney at Xavier 11/20/14
FT Attempts	8 Randolph at Xavier 11/20/14	9 Rasmussen vs Toledo 11/28/14
FT Percentage	8 (2x) last: Imovbioh vs Auburn 11/23/14	7-8 Gaffney at Radford 11/20/14
Rebounds	8-8 Randolph at Xavier 11/20/14	6-6 Zanoguera vs Toledo 11/28/14
Assists	24 Imovbioh vs Ohio State 11/14/14	8 Rasmussen vs Toledo 11/28/14
Steals	6 Mason (2x)	10 Zanoguera vs Toledo 11/23/14
Blocked Shots	4 Imovbioh vs Auburn 11/23/14	3 Fincher at Xavier 11/20/14
Turnovers	3 Imovbioh vs Ohio State 11/14/14	3 Hart vs Ohio State 11/14/14
Fouls	3 (several)	7 Gaymon vs Radford 11/16/14

OPPONENT INDIVIDUAL HIGHS


1
**MIKAYLA
VENSON**

 Guard • Freshman
5-7
Arlington, Va.
Yorktown High School


2
**JAE'LISA
ALLEN**


 Forward • Freshman
6-2
White Hall High School
Pine Bluff, Ark.

3
**SARAH BETH
BARNETTE**

 Forward • Senior
6-2
Lexington Christian Acad./
Univ. of Kentucky
Lexington, Ky.

10
**J'KYRA
BROWN**

 Guard • Sophomore
5-11
Rocky Mount High School
Rocky Mount, N.C.

12
**BREYANA
MASON**


 Guard • Sophomore
5-8
Forest Park High School
Woodbridge, Va.

13
**TIFFANY
SUAREZ**

 Guard • Sophomore
5-11
Our Lady of Lourdes
Miami, Fla.

15
**JARYN
GARNER**

 Guard • Junior
5-7
Germantown Academy
Sewell, N.J.

20
**FAITH
RANDOLPH**


 Guard • Junior
5-10
Our Lady of Good Counsel
Derwood, Md.

21
**LAUREN
MOSES**

 Forward • Freshman
6-2
Mount Holly, N.J.
Rancocas

23
**ALIYAH
HULAND EL**

 Guard • Freshman
6-1
Randolph High School
Randolph, N.J.

42
**SARAH
IMOV BIOH**

 Forward • Senior
6-2
St. Anne's-Belfield (Va.)
Abuja, Nigeria

44
**SYDNEY
UMERI**

 Forward • Sophomore
6-1
The Lovett School
Acworth, Ga.

**JOANNE
BOYLE**

 Head Coach
Fourth Season

**KIM
MCNEILL**

 Associate Head Coach
Fourth Season

**LA'KESHIA
FRETT MEREDITH**

 Assistant Coach
Second Season

**CORY
MCNEILL**

 Assistant Coach
Fourth Season

**SARAH
HOLSINGER**

 Asst. AD/Operations
Fourth Season