



# VIRGINIA

**VIRGINIA ATHLETICS MEDIA RELATIONS**  
 295 Massie Road, Room 154  
 Charlottesville, VA 22904  
**Men's Basketball Contact:** Erich Bacher  
**OFFICE:** (434) 982-5530 • **CELL:** (720) 318-5538  
**E-mail:** bacher@virginia.edu  
**ON THE WEB:** VirginiaSports.com  
**ON TWITTER:** @UVMensHoops, @ErichJBacher

23 NCAA TOURNAMENT APPEARANCES • 2 NCAA FINAL FOUR BERTHS • 13 NIT APPEARANCES • 11 ALL-AMERICANS • 26 ALL-ACC FIRST TEAM SELECTIONS

## GAME INFORMATION

**Date / Time:** Friday, March 22, 2019 / Approx. 3 p.m. ET  
**Site:** Columbia, S.C. / Colonial Life Arena (18,000)  
**truTV:** Jim Nantz, Grant Hill, Bill Raftery, Tracy Wolfson  
**Online:** ncaa.com/marchmadnesslive  
**Virginia Sports Radio Network:** Dave Koehn, Jimmy Miller  
**Westwood One/NCAA Radio:** Brandon Gaudin, John Thompson  
 Sirius (136), XM (202) & westwoodonesports.com/columbia  
**Live Stats/Twitter:** VirginiaSports.com/@UVMensHoops  
**Virginia All-Time vs. Gardner-Webb:** 1-0  
**Charlottesville:** 1-0 (1-0 at University Hall)  
**First Meeting:** Dec. 19, 2002 (Virginia 72, Gardner-Webb 65)  
**Winning Streak:** Virginia, 1 game  
**Virginia All-Time vs. Big South Conference:** 30-0

## 2018-19 SCHEDULE/RESULTS - 29-3, 16-2 ACC

Date	Opponent	TV	Time/Result
Nov. 6	[5] TOWSON	ACCNE	W, 73-42
Nov. 11	[5] GEORGE WASH.	ACCNE	W, 76-57
Nov. 16	[4] COPPIN STATE	ACCNE	W, 97-40
Nov. 21	[4] Middle Tenn. ^	ESPN2	W, 74-52
Nov. 22	[4] Dayton ^	ESPN	W, 66-59
Nov. 23	[4] Wisconsin (25) ^	ESPN	W, 53-46
Nov. 28	[4] at Maryland (24) %	ESPN	W, 76-71
Dec. 3	[4] MORGAN STATE	ACCNE	W, 83-45
Dec. 9	[4] VCU	RSN	W, 57-49
Dec. 19	[5] at South Carolina	SEC	W, 69-52
Dec. 22	[5] WILLIAM & MARY	ACCNE	W, 72-40
Dec. 31	[4] MARSHALL	RSN	W, 100-64
Jan. 5	[4] FLORIDA STATE (9) *	ESPN2	W, 65-52
Jan. 9	[4] at Boston College *	ESPNU	W, 83-56
Jan. 12	[4] at Clemson *	Raycom	W, 63-43
Jan. 15	[4] VIRGINIA TECH (9) *	Raycom	W, 81-59
Jan. 19	[4] at Duke (1) *	ESPN	L, 72-70
Jan. 22	[3] WAKE FOREST *	RSN	W, 68-43
Jan. 26	[3] at Notre Dame *	CBS	W, 82-55
Jan. 29	[3] at NC State * (23)	ESPN2	W, 66-65 OT
Feb. 2	[3] MIAMI *	Raycom	W, 56-46
Feb. 9	[3] DUKE (2) *	ESPN	L, 81-71
Feb. 11	[4] at North Carolina (8) *	ESPN	W, 69-61
Feb. 16	[4] NOTRE DAME *	Raycom	W, 60-54
Feb. 18	[3] at Virginia Tech * (20)	ESPN	W, 64-58
Feb. 23	[3] at Louisville * (22)	Raycom	W, 64-52
Feb. 27	[2] GEORGIA TECH *	ESPN2	W, 81-51
Mar. 2	[2] PITT *	Raycom	W, 73-49
Mar. 4	[2] at Syracuse *	ESPN	W, 79-53
Mar. 9	[2] LOUISVILLE * (RV)	ESPN	W, 73-68
Mar. 14	[2] vs. NC State **	ESPN/Raycom	W, 76-56
Mar. 15	[2] vs. Florida St. ** (12)	ESPN/Raycom	L, 69-59
Mar. 22	[2] vs. Gardner-Webb !	truTV	Approx. 3 p.m.

## HOME GAMES IN BOLD CAPS

All Times Eastern  
 ^ - Battle 4 Atlantis, Nassau, Bahamas  
 % - ACC/Big Challenge  
 \* - ACC game  
 \*\* - ACC Tournament, Charlotte, N.C.  
 ! - NCAA First/Second Rounds, Columbia, S.C.



VS.



## #1 SEED VIRGINIA CAVALIERS (29-3)

Head Coach: Tony Bennett (Green Bay, 1992)  
 Record at UVA: 248-89 (10th season), Career Record: 317-122 (13th season)

## #16 SEED GARDNER-WEBB BULLDOGS (23-11)

Head Coach: Tim Craft (Florida, 2000)  
 Record at Gardner-Webb: 111-89 (6th season), Career Record: Same

### FOR OPENERS

- Virginia earned its fourth No. 1 seed in the past six seasons and seventh in school history.
- UVA earned at-large bid into the NCAA Tournament, while Gardner-Webb earned the Big South Conference's automatic bid.
- UVA has won 29 or more games for the fifth time under four-time ACC Coach of the Year Tony Bennett and eighth time in school history.
- The Cavaliers posted a 69-52 road win over South Carolina at Colonial Life Arena on Dec. 19, 2018.
- Virginia is 14-2 away from John Paul Jones Arena, including a 4-1 record on neutral courts.

### UVA ALL-TIME IN THE NCAA TOURNAMENT

- UVA is 29-22 all-time in 22 NCAA Tournament appearances.
- The Cavaliers will make their school-record sixth consecutive NCAA Tournament appearance.
- UVA is 12-6 as a No. 1 seed in the NCAA Tournament.
- Last season, No. 1 overall seed Virginia was upset by UMBC in the first round in the South region.
- UVA reached the NCAA Final Four in 1981 and 1984.
- Virginia head coach Tony Bennett is 10-8 in eight NCAA tournaments, including a 7-6 record at UVA.

### A WIN VS. GARDNER-WEBB WOULD:

- Give UVA its fifth 30-win season in school history.
- Give UVA a 30-22 all-time record in the NCAA Tournament.
- Give UVA its 12th win in the NCAA round of 64.
- End UVA's two-game losing streak in the NCAA Tournament.
- Give UVA a 13-6 record as a No. 1 seed in the NCAA Tournament.
- Give UVA a 2-0 record against Gardner-Webb.
- Give UVA a 31-0 record against current Big South members.
- Give UVA a 2-0 record at Colonial Life Arena.
- Give Tony Bennett an 11-8 record in the NCAA Tournament.

### UVA IN THE NATIONAL STATISTICAL RANKINGS

- UVA ranks first nationally in scoring defense (55.1 ppg), 3-point field goal percentage defense (27.2%) and fewest turnovers (289), second in turnovers per game (9), third in scoring margin (16.8), fourth in 3-point field goal percentage (40.9%), field goal percentage defense (38%), winning percentage (90.6%) and assist-to-turnover ratio (1.61), ninth in fewest fouls (469), 10th in personal fouls per game (14.7) and 29th in field goal percentage (47.8).

### ALL-TIME VS. GARDNER-WEBB

- Virginia is 1-0 all-time vs. Gardner-Webb, posting a 72-65 win over the Bulldogs at University Hall on Dec. 19, 2002.
- Derrick Byars had 20 points and Nick Vander Laan added 17 points and eight rebounds for Virginia.
- The Cavaliers shot 39.7 percent and forced 17 turnovers in the win.
- Tim Behrendorff led four Bulldogs in double figures with 18 points.

### UVA IN KEN POM EFFICIENCY RATINGS

- As of March 19, UVA ranks No. 1 in the KenPom.com overall ratings and No. 2 in adjusted offense and No. 5 in adjusted defense efficiency, respectively.
- UVA is shooting 47.8 percent (second best in Bennett era), 40.9 percent from 3-point range (best in school history) and 74.6 percent from the free throw line.

### LAST TIME OUT

- No. 4 seed Florida State defeated No. 1 seed Virginia 69-59 in the ACC Tournament semifinals on March 15 at the Spectrum Center in Charlotte, N.C.
- De'Andre Hunter led the Cavaliers with 13 points, while Kyle Guy and Ty Jerome also scored in double figures with 11 and 10 points, respectively.
- Florida State shot 54.5 percent in the win and David Nichols led four players in double figures with 14 points.
- UVA shot 42.9 percent, but just 5 of 24 from 3-point range.
- The Seminoles out-rebounded the Cavaliers 35-20 and owned a 28-8 advantage in bench scoring.

### CAVALIERS AGAINST THE FIELD OF 68

- Virginia competed against nine teams which qualified for the NCAA Tournament, posting a 10-3 record in 16 games.
- UVA went 2-0 vs. Louisville, 2-0 vs. Virginia Tech, 1-0 vs. Maryland, 1-0 vs. North Carolina, 1-0 vs. Syracuse, 1-0 vs. VCU and 1-0 vs. Wisconsin, 1-1 vs. Florida State and 0-2 vs. Duke.

### VIRGINIA RANKED NO. 2 IN AP POLL

- UVA is ranked No. 2 in the AP poll for the fourth consecutive week.
- UVA has been ranked in the AP top six in 29 consecutive polls.
- Virginia has been ranked in the AP for 35 straight polls and has been ranked in the top 10 in each of the past 31 polls.
- UVA was ranked No. 5 in the preseason polls and has been ranked in the top 10 in the preseason rankings in four of the past five seasons.

### VIRGINIA'S STARTING LINEUP VS. FLORIDA STATE (3/15/19)

Pos.	No.	Player (Hometown)	Yr.	Ht.	Wt.	PPG	RPG	2018-19 NOTES
G	0	Kihei Clark (Woodland Hills, Calif.)	Fr.	5-9	155	4.2	2.3(a)	Started 14 games; 19 assists & 1 turnover past 6 games
G	5	Kyle Guy (Indianapolis, Ind.)	Jr.	6-2	175	15.6	4.4	Ranks 1st all-time in ACC in 3-point shooting at 44.1%
G	11	Ty Jerome (New Rochelle, N.Y.)	Jr.	6-5	195	13.0	5.4(a)	10 assists & 4 steals vs. NCST (3/14); 10+ assists in 4 games
G	12	De'Andre Hunter (Philadelphia, Pa.)	R-So.	6-7	225	15.1	5.0	Eight 20-point games in 18-19; 53.0% FG, 45.7% 3FG
C	33	Jack Salt (Auckland, New Zealand)	R-Sr.	6-10	250	4.1	4.0	112 career wins; career-high 18 pts vs. NCST (3/14)
<b>OFF THE BENCH</b>								
F	25	Hamadi Diakite (Guinea, Africa)	R-Jr.	6-9	228	6.8	3.7	10th in ACC in blocks (1.47); 3+ blocks in 7 games
G	2	Braxton Key (Charlotte, N.C.)	Jr.	6-8	225	6.0	5.5	6+ boards in 17 games; Game-high 7 rebs vs. NCST (3/17)
F	30	Jay Huff (Durham, N.C.)	R-So.	7-1	232	4.9	2.4	4 of 6 from 3-point range in last two games
G	24	Marco Anthony (San Antonio, Texas)	So.	6-4	212	1.2	0.6	11 assists & 12 rebounds in 21 games; 6 points vs. Pitt

**ALL-TIME VS. THE BIG SOUTH CONFERENCE**

- UVA is 30-0 all-time against current Big South members.
- UVA is 9-0 vs. Hampton, 6-0 vs. Longwood, 6-0 vs. Radford, 3-0 vs. Winthrop, 2-0 vs. South Carolina Upstate, 1-0 vs. Charleston Southern, 1-0 vs. Gardner-Webb, 1-0 vs. High Point and 1-0 vs. UNC Asheville.
- The Cavaliers meet a Big South foe for the first time since defeating Hampton 82-48 last season in Charlottesville.
- UVA is 1-0 vs. the Big South in the NCAA Tournament, defeating Hampton 81-45 in the first round of the 2016 NCAA Tournament.

**FOUR CAVALIERS AMONG ACC LEADERS**

- Kyle Guy ranks first in the ACC in 3-pointers (3.3), second in 3-point percentage (46.3%), ninth in minutes (34.5) and field goal percentage (47.2%) and 11th in scoring (15.6).
- Ty Jerome ranks first in assists (5.4), second in assist-to-turnover ratio (3.3), fourth in 3-point percentage (39.7%), 16th in minutes (32.9) and 26th in scoring (13.1).
- De'Andre Hunter ranks third in field goal percentage (53%), seventh in free throw percentage (78.4%) and 13th in scoring (15.1).
- Mamadi Diakite ranks 10th in blocked shots (1.47).

**COMMON OPPONENTS**

- Virginia and Gardner-Webb share four common opponents from 2018-19 - Georgia Tech, VCU, Virginia Tech and Wake Forest.
- The Cavaliers went 5-0 against Georgia Tech (1-0), VCU (1-0), Virginia Tech (2-0) and Wake Forest (1-0).
- The Bulldogs were 2-2, defeating Georgia Tech and Wake Forest and losing at VCU and Virginia Tech.
- UVA and Oklahoma share two common opponents from the regular season - Wisconsin and Notre Dame.
- UVA topped Wisconsin 68-42 and posted a pair of wins vs. Notre Dame (82-55 in Notre Dame and 60-54 in Charlottesville).
- Oklahoma lost 78-58 to Wisconsin, but defeated Notre Dame 85-80.
- UVA and Ole Miss share two common opponents from the regular season - Middle Tennessee and South Carolina.
- The Cavaliers went 2-0 against Middle Tennessee and South Carolina, while Ole Miss was 1-1 with a win over Middle Tennessee and loss at South Carolina.

**UVA VS. OLE MISS AND OKLAHOMA**

- If Virginia defeats Gardner-Webb, the Cavaliers would meet No. 8 seed Ole Miss (20-12) of the Southeastern Conference or No. 9 seed Oklahoma (19-13) of the Big 12 Conference in the NCAA second round on Sunday, March 24.
- UVA is 1-1 all-time vs. Ole Miss and 2-1 vs. Oklahoma.
- UVA is 14-18 all-time against current Big 12 Conference members (0-1 vs. Baylor, 2-2 vs. Iowa State, 1-2 vs. Kansas, 2-1 vs. Oklahoma, 0-1 vs. Oklahoma State, 0-1 vs. TCU and 9-10 vs. West Virginia).
- The Cavaliers are 3-0 all-time against current Big 12 foes in the NCAA Tournament (1-0 vs. Iowa State, 1-0 vs. Kansas and 1-0 vs. Oklahoma).
- The Cavaliers are 62-62 all-time vs. current SEC opponents (26-24 vs. South Carolina, 8-5 vs. Tennessee, 4-1 vs. Missouri, 4-3 vs. Arkansas, 3-0 vs. LSU, 3-4 vs. Alabama, 3-4 vs. Auburn, 3-4 vs. Georgia, 3-6 vs. Kentucky, 2-5 vs. Vanderbilt, 1-2 vs. Florida, 1-1 vs. Mississippi, 1-2 vs. Mississippi State and 0-1 vs. Texas A&M).
- UVA is 6-4 all-time against current SEC opponents in the NCAA Tournament (2-1 vs. Tennessee, 1-0 vs. Iowa State, 1-0 vs. Kansas, 1-0 vs. Oklahoma, 1-1 vs. Arkansas and 0-2 vs. Florida).

**GETTING DEFENSIVE**

- UVA ranks first nationally in scoring defense at 55.1 ppg.
- The Cavaliers have limited 10 opponents to fewer than 50 points (Coppin State, Morgan State, Towson, Wisconsin, VCU, William & Mary, Clemson, Wake Forest, Miami and Pitt).
- UVA has held 24 opponents to 40 percent or less field goal shooting and 27 opponents to 33 percent or less 3-point shooting.
- The Cavaliers have forced 25 shot clock violations.
- UVA has out-rebounded 25 opponents.
- Bennett-coached teams have led the nation in scoring defense five times and finished in the top-five nationally in nine of 12 seasons.

**NATIONAL DEFENSIVE PPG RANKINGS UNDER BENNETT**


Year	School	Pts/Gm	Rank
2006-07	Washington State	59.5	17th
2007-08	Washington State	56.4	3rd
2008-09	Washington State	55.4	1st
2009-10	Virginia	63.6	54th
2010-11	Virginia	62.4	36th
2011-12	Virginia	54.2	2nd
2012-13	Virginia	55.6	5th
2013-14	Virginia	55.7	1st
2014-15	Virginia	51.5	1st
2015-16	Virginia	60.1	2nd
2016-17	Virginia	56.4	1st
2017-18	Virginia	54.0	1st
2018-19	Virginia	55.1	1st

**VIRGINIA HEAD COACH TONY BENNETT**

- Three-time National and four-time ACC Coach of the Year Tony Bennett has a 248-89 (.736) mark in 10 seasons at Virginia and 317-122 (.722) career mark in 13 seasons.
- Bennett became the 80th active Division I head coach to win his 300th career game against Marshall on Dec. 31, 2018.
- In 2017-18, Bennett led Virginia to its eighth ACC regular-season title, third ACC Tournament championship, school-record 31 wins, ACC-record 17 league wins and ACC-record 9-0 mark on the road.
- Bennett was named the USBWA Henry Iba National Coach of the Year for the third time to rank second all-time behind legendary John Wooden, who captured the award six times.
- Bennett also earned Division I National Coach of the Year honors from the AP, USA Today and NABC.
- He has led UVA to outright ACC regular-season and tournament championships in the same season two times (2014 and 2018).
- Bennett has guided UVA to five straight NCAA Tournament appearances for the first time in school history and has led UVA to 29 or more wins for the fifth time in the past six seasons.
- Bennett is the sixth coach in ACC history to win at least three outright ACC regular-season titles (Frank McGuire, Vic Bubas, Dean Smith, Mike Krzyzewski and Roy Williams).
- Bennett has led UVA to a school-best 16 or more ACC wins in four of the last six seasons and a school-record seven straight seasons with 11 or more ACC wins.
- He has led UVA to a school-best eight straight 20-win seasons.
- Bennett guided UVA to a school-record 89 wins over three seasons from 2014-16, eclipsing 88 wins from 1981-83.
- Bennett has led UVA to seven consecutive postseason tournaments (NCAA in 2012, 2014, 2015, 2016, 2017 and 2018 and NIT in 2013).
- In 2015-16, Bennett led UVA to its first NCAA Elite Eight appearance since 1995 with 29 wins.
- Bennett was named 2015 USBWA National Coach of the Year and ACC Coach of the Year after leading Virginia to a then-school-record tying 30 wins and its second consecutive ACC regular-season title.
- Bennett led the Cavaliers to 30 wins in back-to-back seasons (2014-2015) for the first time in school history.
- UVA is 127-36 (.779) in non-conference action, 121-53 (.695) in ACC play and 143-26 (.846) at home under Tony Bennett.
- Bennett ranks fifth all-time in winning percentage at .695, among ACC head coaches with 100 or more ACC regular-season wins.

**HOW ARE THESE CAVALIERS?**

- We play defense, take good shots, share and take care of the basketball, rebound and play more defense.
- We are led by the quartet of Ty Jerome, Kyle Guy, De'Andre Hunter and Jack Salt.
- Jerome, Guy or Hunter have led or tied for the UVA scoring lead in each of its 32 contests.
- Mamadi Diakite has averaged 6.8 points, 3.7 rebounds and 1.47 blocked shots, while Alabama transfer Braxton Key is averaging 6.0 points and a team-high 5.5 rebounds.
- Rookie Kihei Clark has started 14 games and has chipped in 73 assists and 22 3-pointers. Clark broke his left wrist against Morgan State, but hasn't missed a game while playing with a cast.
- Jay Huff has averaged 4.9 points and 2.4 rebounds off the bench.
- Marco Anthony, Kody Statmann and Francesco Badocchi provide depth and Francisco Caffaro is redshirting the 2018-19 season.
- Manager Grant Kersey has appeared in 10 games.



## HEAD COACH

# TONY BENNETT

10TH SEASON

**PERSONAL**

Birthdate: June 1, 1969  
Birthplace: Clintonville, Wis.

Family: wife, Laurel; daughter, Anna; son, Eli

**EDUCATION**

College: Green Bay, 1992

**COACHING EXPERIENCE**

1999-00	Wisconsin (staff volunteer)
2000-01	Wisconsin (assistant coach)
2003-04	Washington State (assistant coach)
2004-06	Washington State (associate head coach)
2006-09	Washington State (head coach)
2009-	Virginia (head coach)

**THE BENNETT RECORD**

Year	School	Record (Conf)	Postseason
2006-07	Washington St.	26-8 (13-5)	NCAA 2nd Round
2007-08	Washington St.	26-9 (11-7)	NCAA Sweet 16
2008-09	Washington St.	17-16 (8-10)	NIT 1st Round
2009-10	Virginia	15-16 (5-11)	
2010-11	Virginia	16-15 (7-9)	
2011-12	Virginia	22-10 (9-7)	NCAA 2nd Round
2012-13	Virginia	23-12 (11-7)	NIT Quarterfinals
2013-14	Virginia	30-7 (16-2)	NCAA Sweet 16
2014-15	Virginia	30-4 (16-2)	NCAA Third Round
2015-16	Virginia	29-8 (13-5)	NCAA Elite Eight
2016-17	Virginia	23-11 (11-7)	NCAA 2nd Round
2017-18	Virginia	31-3 (17-1)	NCAA 1st Round
2018-19	Virginia	29-3 (16-2)	
<b>Total</b>	<b>13 seasons</b>	<b>317-122</b>	
<b>Virginia</b>	<b>10 seasons</b>	<b>248-89</b>	

**BENNETT VS. 2018-19 OPPONENTS**

Opponent	Career	Virginia
Boston College	9-4	9-4
Butler	1-0	1-0
Clemson	11-3	11-3
Coppin State	1-0	1-0
Dayton	1-0	1-0
Duke	3-11	3-11
Florida State	8-8	8-8
George Washington	2-1	2-1
Georgia Tech	12-2	12-2
Louisville	9-1	9-1
Marshall	1-0	1-0
Maryland	8-4	8-4
Miami	8-6	8-6
Middle Tennessee	1-0	1-0
Morgan State	3-0	3-0
North Carolina	9-8	9-7
NC State	13-2	13-2
Notre Dame	8-1	7-1
Pitt	8-2	8-1
South Carolina	1-0	1-0
Syracuse	6-2	6-2
Towson	2-0	2-0
VCU	3-1	3-1
Virginia Tech	14-6	14-6
Wake Forest	8-4	8-4
William & Mary	3-0	3-0
Wisconsin	3-1	3-1

# NCAA SOUTH REGION 1ST/2ND ROUND MEDIA INFORMATION

## TRAVEL INFORMATION

Virginia arrives in Columbia on Wednesday.

## VIRGINIA MEDIA RELATIONS CONTACTS

Erich Bacher, Assistant AD for Public Relations

Email: bacher@virginia.edu

Cell: (720) 318-5538

Kristin Watkins, Asst. Media Relations Director

Email: watkins@virginia.edu

Cell: (864) 934-4704

## CREDENTIAL REQUESTS

(If UVA advances to NCAA Sweet 16)

Jim Daves, Assistant AD for Media Relations

Email: jimdaves@virginia.edu

Cell: (434) 962-7668

## TEAM AVAILABILITY (ALL TIMES EASTERN)

Thursday, March 21

12:35-12:50 p.m. NCAA Press Conference -  
Virginia Student-Athletes

12:50-1:05 p.m. NCAA Press Conference -  
Virginia Head Coach Tony Bennett

1:15-1:55 p.m. Open Practice at Colonial Life Arena

Saturday, March 23\*

2:20-2:40 p.m. NCAA Press Conference -  
Student-Athletes

2:40-3 p.m. NCAA Press Conference -  
Head Coach Tony Bennett

\* if Virginia defeats Gardner-Webb

## 2018-19 HONORS

De'Andre Hunter.....Battle 4 Atlantis MVP  
De'Andre Hunter.....Battle 4 Atlantis All-Tournament Team  
Ty Jerome.....Battle 4 Atlantis All-Tournament Team  
De'Andre Hunter.....ACC Player of the Week (Nov. 26)  
Kyle Guy.....ACC Player of the Week (Jan. 7)  
Jack Salt.....All-ACC Academic Team  
Ty Jerome.....ACC Player of the Week (March 11)  
Kyle Guy.....Sporting News All-America Third Team  
De'Andre Hunter.....Sporting News All-America Third Team  
Tony Bennett.....ACC Coach of the Year  
De'Andre Hunter.....ACC Defensive Player of the Year  
De'Andre Hunter.....All-ACC Defensive Team  
De'Andre Hunter.....All-ACC First Team  
Kyle Guy.....All-ACC First Team  
Ty Jerome.....All-ACC Second Team  
Kyle Guy.....USBWA All-District 3  
Ty Jerome.....USBWA All-District 3  
De'Andre Hunter.....USBWA All-District 3  
De'Andre Hunter.....SI All-America Third Team  
Ty Jerome.....SI All-America Third Team  
Kyle Guy.....ACC All-Tournament First Team  
De'Andre Hunter.....USBWA All-America Third Team

## BENNETT IN THE NCAA TOURNAMENT

- Virginia head coach Tony Bennett is 10-8 all-time in eight NCAA tournament appearances.
- Bennett owns a 7-6 record in six appearances at UVA (2012, 2014, 2015, 2016, 2017, 2018), highlighted by a regional final appearance in 2016.
- He went 3-2 during two trips at Washington State and led WSU to the NCAA Sweet 16 in 2008.

## SEASON ACCOMPLISHMENTS

- Virginia captured a share of its ninth ACC regular-season title.
- The Cavaliers earned their fifth No. 1 seed for the ACC Tournament.
- Virginia has 29 or more wins for the fifth time in the last six seasons.
- UVA has won 25 or more games for the ninth time in school history with five of the nine under 10th year head coach Tony Bennett.
- Virginia has won 23 or more games for a school-record seven consecutive seasons.
- UVA has won 16 or more ACC games for the fourth time in school history (2014, 2015, 2018, 2019).
- The Cavaliers have won 11 or more ACC games for a school-record seven consecutive seasons.
- The Cavaliers have won 15 or more home games in six of the last seven seasons.
- UVA has captured an ACC-record five ranked road wins, tied for most all-time with UConn (1998-99).
- UVA has tied a school record with eight wins vs. ranked opponents.
- Head coach Tony Bennett captured his 300th career win.
- De'Andre Hunter earned MVP honors at the Battle 4 Atlantis as UVA captured its sixth consecutive Thanksgiving holiday tournament.
- Kyle Guy became the 48th member of the 1,000 point club at UVA.
- Virginia reached the 100-point mark for the first time under Bennett in its 100-64 win over Marshall on Dec. 31, 2018.
- UVA tied a school record with 18 3-pointers at Syracuse (3/4/19).

## TYING US TOGETHER

- UVA floor general Ty Jerome is averaging a career-high 13 points, 4.0 rebounds, 5.4 assists and 1.6 steals.
- Jerome has reached double figures in 22 games, including four 20-point efforts, highlighted by a season-high 25 at South Carolina.
- Jerome recorded 16 points and school-record tying 14 assists for his third career double-double.
- Jerome earned ACC Player of the Week honors on March 11 after averaging 20 points, 10 assists and three steals in wins over Syracuse and Louisville.
- Jerome also tallied double-doubles against Virginia Tech (14 points, 12 assists) and North Carolina (15 points, 11 assists).
- Jerome has handed out four or more assists in 23 games.
- Jerome ranks eighth on UVA's single-season assist list with 166.
- Jerome is the first Cavalier to score 20 or more points in the first two games of a season since Sylvan Landesberg in 2008-09 (28 vs. VMI and 21 vs. USF).
- Jerome sank 10 of 14 3-pointers in UVA's first two games and is the first Cavalier to make 10 3-pointers in the first two games of a season since Curtis Staples (10 of 24) in 1997-98.
- Jerome was named to the Battle 4 Atlantis All-Tournament team.
- In 2017-18, Jerome earned All-ACC third-team honors after averaging 10.6 points and 3.9 assists.

## THIS GUY GETS BUCKETS

- Two-time All-American Kyle Guy leads the team in scoring (15.6 ppg), 3-pointers (106) and free throw accuracy (83.6 percent).
- Guy drilled a career-high eight 3-pointers at Syracuse and seven 3-pointers against Marshall (career-high 30 points) and NC State (29 points at ACC Tournament).
- The 6-2 sharpshooter was named ACC Player of the Week on Jan. 7 after averaging 25.5 points and 6.5 rebounds in wins against Marshall and then-No. 9 Florida State.
- Guy set a UVA school record with 11 consecutive 3-pointers over the two-game span.
- He has scored 20 or more points 14 times in his career, including a three-game 20-point streak from Feb. 11-18 (first UVA player since Malcolm Brogdon from Feb. 12-27, 2016).
- Guy has made five or more 3-pointers in 16 games.
- Guy ranks 32nd all-time in scoring at UVA with 1,237 career points.

- Guy ranks first all-time in ACC history with a 44.1 percent career 3-point shooting percentage.
- Guy ranks third all-time at UVA with 240 career 3-pointers.
- In 2017-18, Guy reached double figures in 28 games and led the Cavaliers in scoring in 15 contests.
- Guy averaged 16.7 points to earn ACC Tournament MVP honors.
- Guy owns the fourth and fifth longest 3-point field goal streaks in school history (28 games in 2017-18 and 25 games in 2018-19).

## DRE'S WAY

- De'Andre Hunter has led UVA in scoring in 13 games, averaging a career-high 15.1 points and 5.0 rebounds.
- Hunter tallied a career-high 26 points at Louisville and has 10 career 20-point games.
- He earned Battle 4 Atlantis MVP honors and ACC Player of the Week accolades after averaging 19.3 points and 7.7 rebounds.
- Hunter has eight 20-point games in 2018-19 (Coppin State, Dayton, Wisconsin, Virginia Tech, North Carolina, Notre Dame, Louisville, Syracuse).
- Hunter recorded his third career double-double with 20 points and 10 rebounds vs. Notre Dame on Feb. 16.
- Hunter recorded his second career double-double with 13 points and 10 rebounds vs. Towson.
- Hunter recorded a career-high nine assists vs. Middle Tennessee.
- Hunter set career highs in 3-pointers (5) and blocks (3) at Syracuse.
- He is shooting 53 percent from the floor, 45.7 percent from 3-point range and 78.4 percent from the charity stripe.
- Hunter averaged 9.2 points and 3.5 rebounds en route to ACC Sixth Man of the Year honors in 2017-18.
- Hunter fractured his left wrist during the ACC Tournament and missed the NCAA Tournament.

## VIRGINIA EXCEEDS EXPECTATIONS AGAIN

- Virginia was picked to finish second in the ACC preseason poll and finished tied for first at 16-2.
- The Cavaliers have finished at or higher than their predicted finish in 10 of the last 11 seasons.
- Duke was the preseason favorite, followed by UVA, North Carolina, Syracuse, Virginia Tech, Clemson, Florida State, NC State, Notre Dame, Miami, Louisville, Boston College, Georgia Tech, Wake Forest and Pitt.
- Virginia has an ACC-leading 100-26 (.794) record in the history of the league's 18-game schedule since 2012. Duke and North Carolina are tied second at 91-35 (.722).

## THE ELECTRIC 70s, AWESOME 80s & DIVINE 90s

- Virginia has scored 70 or more points in 18 games (16-2) and is 122-8 when scoring at least 70 points under Tony Bennett.
- UVA has scored 80 or more points in seven games (7-0) and is 33-1 when scoring 80 or more points under Bennett with its lone loss a 93-81 decision at North Carolina in 2012-13.
- Bennett was 4-0 when scoring 80+ points at Washington State.
- UVA scored 100 points against Marshall for the first time under Tony Bennett and added 97 points against Coppin State.
- UVA is 4-0 all-time when scoring 90 or more points under Bennett.

## WORLD WIDE CAVALIERS

- Virginia and Maine lead the nation with current players from five different continents. In addition to North America, UVA is represented by Africa (Mamadi Diakite), Europe (Francesco Badocchi), South America (Francisco Caffaro) and Australia (Kody Stattmann).
- New Zealander Jack Salt gives the Cavaliers five foreign players.

## WATCH ME NOW

- Kyle Guy and De'Andre Hunter were named top-five finalists for the Jerry West Shooting Guard and Julius Erving Small Forward awards, respectively.
- Hunter was one of 12 players named to the John R. Wooden Award presented by Wendy's national ballot.
- Hunter was named to the midseason watch list for the USBWA Oscar Robertson Player of the Year award and is a semifinalist for the Naismith Defensive Player of the Year award.
- Tony Bennett is a finalist for several national coach of the year awards.



**HOLDING FOES UNDER 50**

- Virginia has held 10 opponents (10-0) to fewer than 50 points and is 86-2 when achieving the mark in the Tony Bennett era.
- Bennett-coached teams are 111-3 when holding opponents to fewer than 50 points (25-1 in three years at Washington State).
- UVA is 23-0 under Bennett when limiting foes to 40 or fewer points.

**UVA VS. RANKED OPPONENTS**

- UVA is 39-34 against ranked opponents in the Tony Bennett era, including an 8-3 mark in 2018-19.
- UVA's eight ranked wins match a program best set in 2015-16.
- The Cavaliers have posted an ACC record five ranked wins on the road, which is also tied with UConn (1998-99) for the most all-time in poll history since 1948-49.
- UVA posted back-to-back wins vs. ranked opponents two times (Wisconsin and Maryland and Virginia Tech and Louisville) for the first time in the regular season since 1982 (Georgetown and Houston).
- The Cavaliers are 154-329 vs. ranked opponents since 1953-54.
- UVA's win over then-No. 4 Duke in 2017-18 marked the Cavaliers first road win vs. a top-5 foe since 1993 (77-69 over No. 3 Duke).
- UVA is 1-30 all-time vs. No. 1-ranked opponents (86-73 win vs. No. 1 North Carolina on Jan. 30, 1986).

**RECORDS WATCH**

- Kyle Guy ranks first at UVA and second in ACC history in career 3-point shooting accuracy at 44.1 percent.
- Ty Jerome is sixth on UVA's career list at 39 percent.
- Guy's 106 3-pointers in 2018-19 rank second on UVA's single-season list. Guy needs 25 3-pointers to break Curtis Staples' school-record 130 in 1997-98.
- Guy ranks fourth on UVA's career 3-pointers list with 240 career 3-pointers. Guy needs 24 3-pointers to pass Joe Harris (263 3-pointers from 2011-14) for third.
- Guy is 32nd on UVA's career scoring list with 1,237 points and needs 27 points to move into 28th.
- Mamadi Diakite's 47 blocked shots rank ninth on UVA's single-season list. Diakite needs three blocked shots to pass Chris Alexander (1995-96) and Wilkins (2017-18) for seventh on the list.
- Jerome ranks eighth on UVA's single-season assist list with 166 and needs four assists to pass John Crotty (169 assists in 1990-91) for seventh.

**50-40-75 CLUB**

- Virginia is 35-0 when shooting at least 50 percent from the field, 40 percent from 3-point range and 75 percent from the free throw line in the same game under head coach Tony Bennett.
- UVA is 4-0 this season after achieving the mark against Coppin State, Marshall, Virginia Tech and Pitt.

**DOCTOR, DOCTOR, MR. M.D.**

- Mamadi Diakite's 20-game blocked shot streak from Dec. 3-Feb. 27 was the third longest in school history behind Ralph Sampson's 55-game streak from 1981-83 and 49-game streak from 1979-81.
- Diakite blocked 11 shots over three games from Jan. 26-Feb. 2, marking the most since Travis Watson swatted away 12 shots over a three-game span in 2002.
- Diakite ranks 10th in the ACC with 1.47 blocked shots per game.

**HOOS GO STREAKING ON THE ROAD**

- The Cavaliers' recent 12-game league road winning streak (2017-19) ended with the 72-70 loss at Duke on Jan. 19.
- The streak ranks fourth all-time in ACC history behind Duke's 24-game streak (1998-2001) and 14-game streak (1962-64) and NC State's 13-game streak (1972-74).

**CAVALIERS IN THE NBA**

- Justin Anderson (Atlanta), Malcolm Brogdon (Milwaukee), Joe Harris (Brooklyn) and Mike Scott (Philadelphia) are former Cavaliers who are playing in the NBA this season.
- Brogdon, who earned NBA Rookie of the Year honors for Milwaukee in 2016-17, is in his third season with the Bucks.
- Scott is in his seventh season and Harris is in his fifth NBA season (third with Brooklyn), while Anderson is in his fourth season.
- Harris captured the 2019 NBA All-Star 3-point shooting title in Charlotte on Feb. 16, defeating Golden State's Stephen Curry 26-24 in the final round.
- Dallas head coach Rick Carlisle helped the Cavaliers to their last NCAA Final Four in 1984.

**UVA INKS MORSELL AND SHEDRICK**

- Guard Casey Morsell (Fort Washington, Md./St. John's College High School) and forward Kadin Shedrick (Raleigh, N.C./Holly Springs High School) signed NLI's with the Cavaliers.
- The 6-3, 190-pound Morsell averaged 14 points and 4.3 rebounds for St. John's College High School (Washington, D.C.) in 2017-18.
- The 6-11, 200-pound Shedrick averaged 16.2 points and 9.8 for Holly Springs in 2017-18.

**ON THE HORIZON**

- The NCAA South Regional will be held at KFC Yum! Center in Louisville, Ky., on Thursday and Saturday, March 28 & 30.

**UVA'S RECORD UNDER TONY BENNETT WHEN..**

	Career	2018-19
Leading at the half	198-25	26-0
Trailing at the half	43-59	3-3
Tied at the half	7-5	0-0
Playing Overtime	3-9	0-0
Shooting 50% or better	104-8	12-1
Shooting between 40-49.9%	114-32	13-2
Shooting less than 40%	30-49	4-0
Opponents shoot 50% or better	18-24	2-3
Opponents shoot less than 50%	230-65	27-0
UVA outrebounds its opponent	175-27	24-1
Opponent outrebounds UVA	66-59	5-2
Teams are tied in rebounds	7-3	0-0
UVA has 10 or more steals	21-3	0-0
UVA shoots 70% FT or better	149-45	18-2
UVA shoots less than 70% FT	99-44	11-1
Scoring less than 50 points	6-16	0-0
Scoring 50-59 points	31-34	3-1
Scoring 60-69 points	89-31	10-0
Scoring 70-79 points	89-7	9-2
Scoring 80-89 points	29-1	5-0
Scoring more than 90 points	4-0	2-0
Allowing fewer than 50 points	86-2	10-0
Allowing fewer than 40 points	23-0	0-0
Playing in John Paul Jones Arena	143-26	15-1
Playing on the road	65-44	9-1
Playing on a neutral court	39-19	4-1
Game decided by 1-4 points	28-36	1-1
Game decided by 5-10 points	53-23	9-2
Game decided by 11+ points	165-30	18-0
Playing at night	171-60	14-3
Playing in the afternoon	77-28	15-0
Playing on Monday	25-11	5-0
Playing on Tuesday	43-7	4-0
Playing on Wednesday	37-11	5-0
Playing on Thursday	19-9	2-0
Playing on Friday	27-10	2-1
Playing on Saturday	67-32	9-2
Playing on Sunday	30-9	2-0
Playing in November	59-11	7-0
Playing in December	45-10	5-0
Playing in January	61-19	7-1
Playing in February	48-27	6-1
Playing in March	35-22	4-1

**VIRGINIA IN THE POLLS**

Date	AP	USA Today	Date	AP	USA Today
Preseason	5	5	Jan. 21	3	3
Nov. 12	4	5	Jan. 28	3	3
Nov. 19	4	4	Feb. 4	3	3
Nov. 26	4	4	Feb. 11	4	4
Dec. 3	4	4	Feb. 18	3	3
Dec. 10	6	3	Feb. 25	2	2
Dec. 17	5	3	March 4	2	2
Dec. 24	4	1	March 11	2	2
Dec. 31	4	2	March 18	2	2
Jan. 7	4	1			
Jan. 14	4	1			

**2018-19 UNIVERSITY OF VIRGINIA CAVALIERS**

No.	Name	Pos.	Ht.	Wt.	Yr.	Hometown/High School [Previous College]
0	Kihe Clark	Fr.	G	5-9	155	Woodland Hills, Calif./Taft Charter
1	Francesco Badocchi	R-Fr.	F	6-7	205	Milan, Italy/Bishop Miege (Kan.)
2	Braxton Key	Jr.	G	6-8	225	Charlotte, N.C./Oak Hill Academy/Alabama
5	Kyle Guy **	Jr.	G	6-2	175	Indianapolis, Ind./Lawrence Central
10	Jayden Nixon	Fr.	G	6-3	189	Charlottesville, Va./Choate Rosemary Hall (Conn.)
11	Ty Jerome **	Jr.	G	6-5	195	New Rochelle, N.Y./Iona Prep
12	De'Andre Hunter *	R-So.	G	6-7	225	Philadelphia, Pa./Friends' Central School
13	Grant Kersey	Jr.	G	6-1	160	Charlottesville, Va./Albemarle
22	Francisco Caffaro	Fr.	C	7-0	233	El Trebo, Sante Fe, Argentina/NBA Global Academy
23	Kody Stattmann	Fr.	G	6-7	187	Bentley Park, Queensland, Australia/St. Augustine's College
24	Marco Anthony *	So.	G	6-4	212	San Antonio, Texas/Holmes
25	Mamadi Diakite **	R-Jr.	F	6-9	228	Conakry, Guinea, Africa/Blue Ridge School (Va.)
30	Jay Huff *	R-So.	F	7-1	232	Durham, N.C./Voyager Academy
33	Jack Salt ***	R-Sr.	C	6-10	250	Auckland, New Zealand/Westlake
45	Austin Katstra *	So.	F	6-6	217	Charlottesville, Va./Albemarle

**Head Coach:** Tony Bennett (Green Bay '92/10th season)  
**Associate Head Coach:** Jason Williford (Virginia '95/10th season)  
**Assistant Coaches:** Brad Soderberg (UW-Stevens Point '85/4th season), Orlando Vandross (AIC '92/4th season)  
**Director of Recruiting/Player Development:** Kyle Getter (Hanover College '01/1st season)  
**Director of Scouting/Recruiting:** Larry Mangino (Montclair State '83/3rd season)  
**Director of Player Personnel:** Johnny Carpenter (Virginia '13/4th season)  
**Associate AD for Men's Basketball:** Ronnie Wideman (Washington State '06/10th season)  
**Strength and Conditioning Coach:** Mike Curtis (Virginia '98/10th season); **Athletic Trainer:** Ethan Saliba (Kansas '79/36th season)



## NCAA TOURNAMENT SUPERLATIVES

### VIRGINIA HIGHS

Points	104 vs. Middle Tennessee (1989)
Margin of Victory	36 vs. Hampton (2016)
Field Goals Made	36 vs. Boston College (1983) [36-72]
Field Goals Attempted	74 vs. Arizona (1994) [23-74]
Field Goal Pct.	63.4% vs. NC State (1983) [26-41]
3-Point FG Made	12 vs. Hampton (2016) [12-25]
3-Point FG Attempted	28 vs. Arizona (1994) [9-28]
3-Point FG Pct.	75% vs. Wyoming (1987) [3-4]
(min. 10 3FGA)	70, 2x, last vs. Middle Tennessee (1989) [7-10]
Free Throws Made	34 vs. LSU (1981) [34-38]
Free Throws Attempted	42 vs. Nicholls State (1995) [32-42]
Free Throw Pct. (min. 10 FTA)	90.9% vs. DePaul (1976) [10-11]
Offensive Rebounds	18, 4x, last vs. Mich. St. (2015)
Rebounds	50 vs. Boston College (1983)
Rebound Margin	+16, 2x last vs. Albany (2007) [41-25]
Personal Fouls	27, 2x last vs. Boston College (1983)
Disqualifications	3 vs. Boston College (1983)
Assists	26 vs. Iowa State (2016)
Turnovers	21 vs. Cincinnati (1993)
Blocked Shots	8, 2x vs. Syracuse (2016)
Steals	12 vs. Nicholls State (1995)
Overtime Periods	1, 3x last vs. Miami (Ohio) (1995)

### OPPONENT HIGHS

Points	102, Michigan (1989)
Margin of Victory	37, Michigan (1989)
Field Goals Made	41, Michigan (1989) [41-70]
Field Goals Attempted	78, Boston College (1983) [34-78]
Field Goal Pct.	58.6%, Michigan (1989) [41-70]
3-Point FG Made	12, UMBC (2018) [12-24]
3-Point FG Attempted	26, 2x last by Tennessee (2007) [11-26]
3-Point FG Pct.	55%, Michigan (1989) [11-20]
Free Throws Made	28, North Carolina (1981) [28-37]
Free Throws Attempted	37, North Carolina (1981) [28-37]
Free Throw Pct. (min. 10 FTA)	91.7%, Manhattan (1993) [11-12]
Free Throw Pct. (under 10 FTA)	100%, Indiana (1984) [6-6]
Offensive Rebounds	24, Cincinnati (1993)
Rebounds	48, Cincinnati (1993)
Rebound Margin	+16, 2x last by Florida (2012) [39-23]
Personal Fouls	34, Syracuse (1984)
Disqualifications	5, Syracuse (1984)
Assists	23, Michigan (1989)
Turnovers	22, Nicholls State (1995)
Blocked Shots	13, Brigham Young (1991)
Steals	13, Arkansas (1984)

### VIRGINIA INDIVIDUAL HIGHS

Points	33, Richard Morgan vs. Providence (1989)
	33, Richard Morgan vs. Middle Tennessee (1989)
Rebounds	21, Ralph Sampson vs. UAB (1982)
Offensive Rebounds	8, Junior Burrough vs. Arkansas (1995)
FG Made	11, 5x last by Mason, Jr. vs. Gonzaga (2001) [11-19]
FG Attempted	22, 3x last by Burrough vs. Arizona (1994) [9-22]
FG Pct. (Min 10 FGA)	90%, John Crotty vs. Providence (1989) [9-10]
FG Pct. (Min 10 FGM)	76.9%, Crotty vs. Middle Tenn. (1989) [10-13]
Best Perfect FG Game	9-9, Jeff Jones vs. UAB (1982)
3-Point FG Made	6, London Perrantes vs. Syracuse (2016) [6-10]
3-Point FG Attempted	12, Staples vs. Nicholls State (1995) [3-12]
3-Point FG Pct.	83.3%, Richard Morgan vs. Middle Tenn. (1989) [5-6]
Best Perfect 3FG Game	4-4, John Crotty vs. Providence (1989)
FT Made	12, Bryant Stith vs. Middle Tennessee (1989) [12-12]
	12, Harold Deane vs. Nicholls State (1995) [12-14]
FT Attempted	14, Harold Deane vs. Nicholls State (1995) [12-14]
FT Pct. (min. 10 FTA)	100%, Stith vs. Middle Tenn. (1989) [12-12]
Best Perfect FT Game	12-12, Stith vs. Middle Tenn. (1989)
Assists	14, John Crotty vs. Middle Tennessee (1989)
Turnovers	7, Harold Deane vs. Nicholls State (1995)
Blocked Shots	4, Ralph Sampson, 5x last vs. NC State (1983)
Steals	5, Othell Wilson vs. Washington State (1983)
	5, Harold Deane vs. Nicholls State (1995)
Minutes	45, Othell Wilson vs. Houston (1984)

### VIRGINIA LOWS

Points	39 vs. Florida (2017)
Margin of Victory	1 vs. Iona (1984)
Field Goals Made	16 vs. Florida (2017) [16-57]
Field Goals Attempted	38 vs. Washington State (1983) [19-38]
Field Goal Pct.	27.7% vs. Brigham Young (1991) [18-65]
3-Point FG Made	1, 2x last vs. Florida (2017) [1-15]
3-Point FG Attempted	4 vs. Wyoming (1987) [3-4]
3-Point FG Pct.	6.7%, 2x last vs. Florida (2017) [1-15]
(min. 10 3FGA)	6.7%, 2x last vs. Florida (2017) [1-15]
Free Throws Made	3, 2x last vs. Arizona (1994) [3-6]
Free Throws Attempted	6, 2x last vs. Arizona (1994) [3-6]
Free Throw Pct. (min. 10 FTA)	38.1% vs. Tennessee (1982) [8-21]
Offensive Rebounds	0 vs. Coastal Carolina (2014)
Rebounds	21 vs. Arkansas (1984)
Rebound Margin	-16, 2x last vs. Florida (2012) [23-39]
Personal Fouls	10, 2x last vs. Oklahoma (1989)
Disqualifications	0 - many times
Assists	5, 3x last vs. UMBC (2018)
Turnovers	5 vs. Michigan State (2015)
Blocked Shots	0, 5x
Steals	0 vs. Arkansas (1995)
Overtime Periods	1, 3x last vs. Miami (Ohio) (1995)

### OPPONENT LOWS

Points	45, Hampton (2016)
Margin of Victory	1, NC State (1983)
Field Goals Made	17, 2x, last by Hampton (2016) [17-56]
Field Goals Attempted	37, Brigham Young (1991) [19-37]
Field Goal Pct.	30.4%, Hampton (2016) [17-56]
3-Point FG Made	2, 3x last by Kansas (1995) [2-21]
3-Point FG Attempted	4, Notre Dame (1990) [2-4]
3-Point FG Pct.	9.5%, Kansas (1995) [2-21]
Free Throws Made	2, Tennessee (1981) [2-4]
Free Throws Attempted	4, Tennessee (1981) [2-4]
Free Throw Pct. (min. 10 FTA)	42.9%, Memphis (2014) [9-21]
Free Throw Pct. (under 10 FTA)	50%, Tennessee (1981) [2-4]
Offensive Rebounds	2, Iowa State (2016)
Rebounds	19, Tennessee (1981)
Rebound Margin	-16, 2x last by Florida (2012) [39-23]
Personal Fouls	10, 3x last by Florida (2012)
Disqualifications	0 - many times
Assists	4, Hampton (2016)
Turnovers	6, 4x last by Michigan State (2015)
Blocked Shots	0, 9x last by UMBC (2018)
Steals	1, 4x last by Hampton (2016)

### OPPONENT INDIVIDUAL HIGHS

Points	39, Al Wood, North Carolina (1981)
Rebounds	15, Kerry Hammonds, Middle Tennessee (1989)
Offensive Rebounds	6, Keith Bullock, Manhattan (1993)
FG Made	14, Al Wood, North Carolina (1981) [14-19]
FG Attempted	22, Michael Adams, Boston College (1983) [7-22]
FG Pct. (Min 10 FGA)	81.3%, Glen Rice, Michigan (1989) [13-16]
FG Pct. (Min 10 FGM)	81.3%, Glen Rice, Michigan (1989) [13-16]
Best Perfect FG Game	6-6, Patric Young, Florida (2012)
3-Point FG Made	7, Sean Higgins, Michigan (1989) [7-10]
3-Point FG Attempted	11, Nick Van Exel, Cincinnati (1993) [3-11]
3-Point FG Pct. (Min 5 3FGA)	80%, Glen Rice, Michigan (1989) [4-5]
Best Perfect 3FG Game	4-4, Andrew Chrabascz, Butler (2016) [4-4]
FT Made	11, Al Wood, North Carolina (1981) [11-13]
FT Attempted	13, Al Wood, North Carolina (1981) [11-13]
	13, Khalid Reeves, Arizona (1994) [10-13]
FT Pct. (min. 10 FTA)	90%, Tom Garris, Boston College (1983) [9-10]
	90%, Chris Lofton, Tennessee (2007) [9-10]
Best Perfect FT Game	7-7, Oliver Robinson, UAB (1982)
Assists	11, Nick Van Exel, Cincinnati (1993)
Turnovers	8, Akeem Olajuwon, Houston (1984)
Blocked Shots	10, Shawn Bradley, Brigham Young (1991)
Steals	8, Alvin Robertson, Arkansas (1984)
Minutes	45, 6x

## NATIONAL RANKINGS

### ASSOCIATED PRESS (Monday, March 18)

1	Duke (58)	29-5	1592
2	Virginia (5)	29-3	1497
3	North Carolina	27-6	1453
4	Gonzaga (1)	30-3	1398
5	Michigan State	28-6	1382
6	Tennessee	29-5	1270
7	Kentucky	27-6	1232
8	Michigan	28-6	1146
9	Texas Tech	26-6	1033
10	Florida State	27-7	1017
11	Houston	31-3	933
12	LSU	26-6	886
13	Purdue	23-9	727
14	Auburn	26-9	665
15	Buffalo	31-3	608
16	Virginia Tech	24-8	595
17	Kansas	25-9	590
18	Kansas State	25-8	529
19	Wofford	29-4	385
20	Nevada	29-4	361
21	Wisconsin	23-10	339
22	Cincinnati	28-6	335
23	Villanova	25-9	306
24	Iowa State	23-11	245
25	Utah State	28-6	73

Others receiving votes: Marquette 63, **Maryland 55**, Mississippi State 35, Murray State 12, New Mexico State 11, UCF 9, **Louisville 8**, **VCU 4**, Seton Hall 3, Old Dominion 2, Liberty 1

### USA TODAY COACHES (Monday, March 18)

1	Duke (25)	29-5	744
2	Virginia (1)	29-3	701
3	Gonzaga (3)	30-3	667
4	North Carolina	27-6	666
5	Tennessee	29-5	636
6	Michigan State	28-6	598
7	Kentucky	27-6	565
8	Michigan	28-6	538
9	Houston	31-3	494
10	Texas Tech	26-6	454
11	Florida State	27-7	453
12	LSU	26-6	370
13	Purdue	23-9	356
14	Kansas State	25-8	297
15	Virginia Tech	24-8	285
16	Buffalo	31-3	278
17	Kansas	25-9	273
18	Auburn	26-9	213
19	Wofford	29-4	191
20	Nevada	29-4	182
21	Wisconsin	23-10	170
22	Villanova	25-9	151
23	Iowa State	23-11	141
24	Cincinnati	28-6	134
25	Utah State	28-6	48
	Marquette	24-9	48

Others receiving votes: **Maryland 31**, Mississippi State 24, Seton Hall 7, Arizona State 6, Murray State 6, **VCU 5**, Washington 4, **Louisville 3**, Central Florida 3, Oregon 2, UC Irvine 2, Liberty 2, Florida 2.

### 2018-19 Opponents in Bold

### PRONUNCIATION GUIDE

FRANCESCO BADOCCHI	Fran-CHES-co Bah-Dokey
MAMADI DIAKITE	Mama-DEE, DEE-ah-KEE-tay
KIHEI CLARK	KEY-HEY

VIRGINIA ALL-TIME IN THE NCAA TOURNAMENT

Date	Seed	Region (Site) - Round	Opponent (Seed)	Score
3/13/76	--	East (Charlotte, N.C.) - 1st Round	DePaul (--)	L 69-60
3/13/81	1	East (Charlotte, N.C.) - 2nd Round	Villanova (9)	W 54-50
3/19/81		East (Atlanta, Ga.) - Regional Semifinal	Tennessee (4)	W 62-48
3/21/81		East (Atlanta, Ga.) - Regional Final	Brigham Young (6)	W 74-60
3/28/81		Final Four (Philadelphia, Pa.) - National Semifinal	North Carolina (2-West)	L 78-65
3/30/81		Final Four (Philadelphia, Pa.) - Third Place Game	LSU (1-Midwest)	W 78-74
3/14/82	1	Midwest (Indianapolis, Ind.) - 2nd Round	Tennessee (9)	W 54-51
3/18/82		Midwest (Birmingham, Ala.) - Regional Semifinal	UAB (4)	L 68-66
3/19/83	1	West (Boise, Idaho) - 2nd Round	Washington State (8)	W 54-49
3/24/83		West (Ogden, Utah) - Regional Semifinal	Boston College (4)	W 95-92
3/26/83		West (Ogden, Utah) - Regional Final	NC State (6)	L 63-62
3/16/84	7	East (East Rutherford, N.J.) - 1st Round	Iona (10)	W 58-57
3/18/84		East (East Rutherford, N.J.) - 2nd Round	Arkansas (2)	W 53-51 (ot)
3/22/84		East (Atlanta, Ga.) - Regional Semifinal	Syracuse (3)	W 63-55
3/24/84		East (Atlanta, Ga.) - Regional Final	Indiana (4)	W 50-48
3/31/84		Final Four (Seattle, Wash.) - National Semifinal	Houston (2-Midwest)	L 49-47 (ot)
3/13/86	5	East (Greensboro, N.C.) - 1st Round	DePaul (12)	L 72-68
3/12/87	5	West (Salt Lake City, Utah) - 1st Round	Wyoming (12)	L 64-60
3/16/89	5	Southeast (Nashville, Tenn.) - 1st Round	Providence (12)	W 100-97
3/18/89		Southeast (Nashville, Tenn.) - 2nd Round	Middle Tennessee (13)	W 104-88
3/23/89		Southeast (Lexington, Ky.) - Regional Semifinal	Oklahoma (1)	W 86-80
3/25/89		Southeast (Lexington, Ky.) - Regional Final	Michigan (3)	L 102-65
3/16/90	7	Southeast (Richmond, Va.) - 1st Round	Notre Dame (10)	W 75-67
3/18/90		Southeast (Richmond, Va.) - 2nd Round	Syracuse (2)	L 63-61
3/14/91	7	West (Salt Lake City, Utah) - 1st Round	Brigham Young (10)	L 61-48
3/19/93	6	East (Syracuse, N.Y.) - 1st Round	Manhattan (11)	W 78-66
3/21/93		East (Syracuse, N.Y.) - 2nd Round	Massachusetts (3)	W 71-56
3/26/93		East (East Rutherford, N.J.) - Regional Semifinal	Cincinnati (2)	L 71-54
3/18/94	7	West (Sacramento, Calif.) - 1st Round	New Mexico (10)	W 57-54
3/20/94		West (Sacramento, Calif.) - 2nd Round	Arizona (2)	L 71-58
3/16/95	4	Midwest (Dayton, Ohio) - 1st Round	Nicholls State (13)	W 96-72
3/18/95		Midwest (Dayton, Ohio) - 2nd Round	Miami (Ohio) (12)	W 60-54 (ot)
3/24/95		Midwest (Kansas City, Mo.) - Regional Semifinal	Kansas (1)	W 67-58
3/26/95		Midwest (Kansas City, Mo.) - Regional Final	Arkansas (2)	L 68-61
3/13/97	9	West (Salt Lake City, Utah) - 1st Round	Iowa (8)	L 73-60
3/16/01	5	South (Memphis, Tenn.) - 1st Round	Gonzaga (12)	L 86-85
3/16/07	4	South (Columbus, Ohio) - 1st Round	Albany (13)	W 84-57
3/18/07		South (Columbus, Ohio) - 2nd Round	Tennessee (5)	L 77-74
3/16/12	10	West (Omaha, Neb.) - 2nd Round	Florida (7)	L 71-45
3/21/14	1	East (Raleigh, N.C.) - 2nd Round	Coastal Carolina (16)	W 70-59
3/23/14		East (Raleigh, N.C.) - 3rd Round	Memphis (8)	W 78-60
3/28/14		East (New York, N.Y.) - Regional Semifinal	Michigan State (4)	L 61-59
3/20/15	2	East (Charlotte, N.C.) - 2nd Round	Belmont (15)	W 79-67
3/21/15		East (Charlotte, N.C.) - 3rd Round	Michigan State (7)	L 60-54
3/17/16	1	Midwest (Raleigh, N.C.) - 1st Round	Hampton (16)	W 81-45
3/19/16		Midwest (Raleigh, N.C.) - 2nd Round	Butler (9)	W 77-69
3/25/16		Midwest (Chicago, Ill.) - Regional Semifinal	Iowa State (4)	W 84-71
3/27/16		Midwest (Chicago, Ill.) - Regional Final	Syracuse (10)	L 68-62
3/16/17	5	East (Orlando, Fla.) - 1st Round	UNC Wilmington (12)	W 76-71
3/18/17		East (Orlando, Fla.) - 2nd Final	Florida (4)	L 65-39
3/16/18	1	South (Charlotte, N.C.) - 1st Round	UMBC (16)	L 74-54

Total: 29-22

VIRGINIA BY REGION

Region	Record (Pct.)	Rd.64	Rd.32	Reg. SF	Reg. Final	Final Four
East	13-5 (.722)	5-2	4-1	2-2	2-0	
Midwest	1-1 (.500)	0-0	1-0	0-1	0-0	
Midwest	6-3 (.667)	2-0	2-1	2-0	0-2	
South	1-3 (.250)	1-2	0-1	0-0	0-0	
Southeast	4-2 (.667)	2-0	1-1	1-0	0-1	
West	3-6 (.333)	1-4	1-1	1-0	0-1	
Final Four	1-2 (.333)					1-2
Overall	29-22 (.569)	11-8	9-5	6-3	2-4	1-2

UVA PLAYERS IN THE NCAA TOURNAMENT

Player	G	Points	Rebounds	Assists
Kyle Guy	3	6.7	2.7	0.7
Ty Jerome	3	6.7	3.3	1.0
Mamadi Diakite	3	5.0	3.7	0.0
Braxton Key *	2	3.0	1.5	1.5
Jack Salt	5	2.8	3.2	0.0

\* at Alabama

UVA TOP-10 IN NCAA TOURNAMENT

Scoring	
1.	Richard Morgan vs. Providence (1989) .....33
	Richard Morgan vs. Middle Tennessee (1989).....33
3.	Bryant Stith vs. Syracuse (1990).....30
	Roger Mason, Jr. vs. Gonzaga (2001).....30
5.	Bryant Stith vs. Oklahoma (1989) .....28
	John Crotty vs. Notre Dame (1990).....28
	Junior Burrough vs. Miami (Ohio) (1994) .....28
	J.R. Reynolds vs. Albany (2007) .....28
9.	Cory Alexander vs. Manhattan (1993) .....27
10.	Bryant Stith vs. Middle Tennessee (1989).....26
	J.R. Reynolds vs. Tennessee (2007) .....26

Rebounding	
1.	Ralph Sampson vs. UAB (1982) .....21
2.	Junior Burrough vs. Arkansas (1995).....16
3.	Craig Robinson vs. Boston College (1983) .....15
4.	Kenton Edelin vs. Syracuse (1984) .....14
	Brent Dabbs vs. Oklahoma (1989) .....14
	Darion Atkins vs. Michigan State (2015).....14
7.	Jason Williford vs. Miami (Ohio) (1995).....13
8.	Five Times, last by J. Burrough vs. Kansas (1995) .....12

VIRGINIA BY SEED

Seed	Record (Pct.)
1.....	12-6 (.667)
2.....	1-1 (.500)
4.....	4-2 (.667)
5.....	4-5 (.444)
6.....	2-1 (.667)
7.....	6-4 (.600)
9.....	0-1 (.000)
10.....	0-1 (.000)
Unseeded.....	0-1 (.000)
Total .....	29-22 (.569)

## VIRGINIA HIGHS FOR 2018-19

Team		
Points.....	100.....	Marshall (12/31/18)
FG Made.....	35.....	2x, last at Notre Dame (1/26/19)
FG Attempts.....	67.....	at Notre Dame (1/26/19)
FG %.....	.603 (35-58).....	Coppin State (11/16/18)
3-PT FG Made.....	18.....	at Syracuse (3/4/19)
3-PT FG Attempts.....	28.....	Louisville (3/9/19)
3-PT FG %.....	.720 (18-25).....	at Syracuse (3/4/19)
FT Made.....	26.....	VCU (12/9/18)
FT Attempts.....	30.....	VCU (12/9/18)
FT %.....	1.000.....	2x, last at Louisville (2/23/19)
Rebounds.....	46.....	at Clemson (1/02/19)
Assists.....	24.....	Coppin State (11/16/18)
Steals.....	9.....	3x, last vs. Pitt (3/5/19)
Blocked Shots.....	8.....	at Syracuse (3/4/19)
Turnovers.....	16.....	2x, last at NC State (1/29/19)
Fouls.....	22.....	2x, last at NC State (1/29/19)
Points in Paint.....	46.....	at Boston College (1/9/19)
Points off Turnovers.....	25.....	2x, last vs. Middle Tennessee (11/21/18)
Second Chance Points.....	20.....	vs. Dayton (11/22/18)
Fast Break Points.....	18.....	vs. Morgan State (12/3/18)
Bench Points.....	36.....	vs. Morgan State (12/3/18)

## OPPONENT HIGHS FOR 2018-19

Team		
Points.....	81.....	Duke (2/29/19)
FG Made.....	27.....	at Maryland (11/28/18)
FG Attempts.....	65.....	at North Carolina (2/11/19)
FG %.....	.578 (26-45).....	Duke (2/9/19)
3-PT FG Made.....	13.....	Duke (2/9/19)
3-PT FG Attempts.....	33.....	at Louisville (2/23/19)
3-PT FG %.....	.619 (13-21).....	Duke (2/9/19)
FT Made.....	18.....	2x, last at Duke (1/19/19)
FT Attempts.....	31.....	at Duke (1/19/19)
FT %.....	1.000 (8-8).....	Notre Dame (2/16/19)
Rebounds.....	38.....	at North Carolina (2/11/19)
Assists.....	18.....	Duke (2/9/19)
Steals.....	12.....	Duke (2/9/19)
Blocked Shots.....	6.....	Florida State (1/5/19)
Turnovers.....	16.....	3x, last Morgan State (12/3/18)
Fouls.....	21.....	4x, last VCU (12/9/18)
Points in Paint.....	46.....	at Duke (1/19/19)
Points off Turnovers.....	17.....	2x, last vs. Duke (2/9/19)
Second Chance Points.....	18.....	at Virginia Tech (2/18/19)
Fast Break Points.....	17.....	vs. Duke (2/9/19)
Bench Points.....	30.....	vs. Morgan State (12/3/18)

## VIRGINIA LOWS FOR 2018-19

Team		
Points.....	53.....	Wisconsin (11/23/18)
FG Made.....	13.....	VCU (12/9/18)
FG Attempts.....	41.....	Pittsburgh (3/52/19)
FG %.....	.295 (13-44).....	VCU (12/9/19)
3-PT FG Made.....	2.....	at Louisville (2/23/19)
3-PT FG Attempts.....	10.....	at NC State (1/29/19)
3-PT FG %.....	.118 (2-17).....	at Louisville (2/23/19)
FT Made.....	4.....	at Notre Dame (1/26/19)
FT Attempts.....	6.....	Virginia Tech (1/15/19)
FT %.....	.556 (10-18).....	at North Carolina (2/11/19)
Rebounds.....	23.....	at Maryland (11/28/18)
Assists.....	8.....	2x, last at Duke (1/19/19)
Steals.....	2.....	3x, last at Louisville (2/23/19)
Blocked Shots.....	0.....	Dayton (11/22/18)
Turnovers.....	2.....	2x, last at Notre Dame (2/16/19)
Fouls.....	6.....	Notre Dame (2/16/19)
Points in Paint.....	10.....	vs. VCU (12/9/18)
Points off Turnovers.....	5.....	2x, last at Duke (1/19/19)
Second Chance Points.....	2.....	3x, last Pittsburgh (3/52/19)
Fast Break Points.....	0.....	7x, last at Syracuse (3/4/19)
Bench Points.....	5.....	vs. Miami (2/2/19)

### Individual

Points.....	30.....	Kyle Guy vs. Marshall (12/31/18)
FG Made.....	10.....	2x, last by Kyle Guy vs. NC State (3/14/19)
FG Attempts.....	17.....	Ty Jerome vs. Wisconsin (11/23/18)
FG %.....	.875 (7-8).....	Jack Salt vs. NC State (3/14/19)
3-PT FG Made.....	8.....	Kyle Guy at Syracuse (3/4/19)
3-PT FG Attempts.....	13.....	Kyle Guy at Virginia Tech (2/18/19)
3-PT FG %.....	1.000 (4-4).....	De'Andre Hunter vs. Coppin St. (11/16/18)
FT Made.....	9.....	De'Andre Hunter vs. William & Mary (12/22/18)
FT Attempts.....	10.....	De'Andre Hunter vs. William & Mary (12/22/18)
FT %.....	1.000 (7-7).....	Hunter & Clark vs. VCU (12/9/18)
Rebounds.....	10.....	3x, last De'Andre Hunter vs. Notre Dame (1/22/19)
Assists.....	14.....	Ty Jerome at Syracuse (3/4/19)
Steals.....	5.....	Ty Jerome vs. Morgan St. (12/3/18)
Blocked Shots.....	4.....	Mamadi Diakite, 4x, last at Syracuse (3/4/19)
Turnovers.....	6.....	Kihei Clark vs. Miami (2/2/19)
Fouls.....	5.....	3x, last Salt & Hunter at NC State (1/29/19)

### Individual

Points.....	30.....	RJ Barrett at Duke (1/19/19)
FG Made.....	11.....	RJ Barrett at Duke (1/19/19)
FG Attempts.....	19.....	2x, last Tyus Battle at Syracuse (3/4/19)
FG %.....	.857 (6-7).....	Obi Toppin vs. Dayton (11/22/18)
3-PT FG Made.....	6.....	RJ Barrett vs. Duke (2/9/19)
3-PT FG Attempts.....	11.....	Coby White at North Carolina (2/11/19)
3-PT FG %.....	1.000 (2-2).....	Dane Goodwin at Notre Dame (1/26/19)
FT Made.....	8.....	Marcquise Reed at Clemson (1/12/19)
FT Attempts.....	14.....	Zion Williamson at Duke (1/19/19)
FT %.....	1.000 (4-4).....	7 players
Rebounds.....	15.....	2x, last John Mooney vs. Notre Dame (2/16/19)
Assists.....	7.....	2x, last Tre Jones vs. Duke (2/9/19)
Steals.....	5.....	PJ Savoy vs. Florida State (1/5/19)
Blocked Shots.....	4.....	Ethan Happ vs. Wisconsin (11/23/18)
Turnovers.....	6.....	Ethan Happ vs. Wisconsin (11/23/18)
Fouls.....	5.....	4 players

## OPPONENT LOWS FOR 2018-19

Team		
Points.....	40.....	2x, last William and Mary (12/22/18)
FG Made.....	13.....	Towson (11/6/18)
FG Attempts.....	41.....	Towson (11/6/18)
FG %.....	.259 (14-54).....	2x, last at Clemson (1/12/19)
3-PT FG Made.....	2.....	3x, last at Duke (1/19/19)
3-PT FG Attempts.....	11.....	Wisconsin (11/23/18)
3-PT FG %.....	.100 (2-20).....	William and Mary (12/22/18)
FT Made.....	0.....	Coppin State (11/16/18)
FT Attempts.....	0.....	Coppin State (11/16/18)
FT %.....	.000 (0-0).....	Coppin State (11/16/18)
Rebounds.....	19.....	Virginia Tech (1/15/19)
Assists.....	1.....	Towson (11/6/18)
Steals.....	0.....	2x, last at Maryland (11/28/18)
Blocked Shots.....	0.....	3x, last at Boston College (1/9/19)
Turnovers.....	5.....	at Louisville (2/23/19)
Fouls.....	8.....	at Notre Dame (1/26/19)
Points in Paint.....	4.....	at Louisville (2/23/19)
Points off Turnovers.....	2.....	at Clemson (1/12/19)
Second Chance Points.....	0.....	vs. Coppin State (11/16/18)
Fast Break Points.....	0.....	3x, last at Notre Dame (1/26/19)
Bench Points.....	0.....	at Duke (1/19/19)



## VIRGINIA CAREER RECORD BOOK

### CAREER 3FG PERCENTAGE

(MIN 100 3FG MADE)

NO.	NAME	FG-FGA	FG%
1.	<b>Kyle Guy (2017-present)</b>	<b>240-544</b>	<b>.441</b>
2.	Keith Friel (2000-01)	107-254	.421
3.	London Perrantes (2014-17)	211-516	.409
4.	Joe Harris (2011-14)	263-646	.407
5.	Todd Billet (2003-04)	156-398	.392
6.	<b>Ty Jerome (2017-present)</b>	<b>149-382</b>	<b>.390</b>
7.	Curtis Staples (1995-98)	413-1079	.383
8.	Roger Mason, Jr. (2000-02)	137-365	.375
9.	J.R. Reynolds (2004-07)	221-610	.362
	Sean Singletary (2005-08)	222-614	.362

### CAREER 3-POINTERS

NO.	NAME	CAREER 3FGS
1.	Curtis Staples (1995-98)	413
2.	Joe Harris (2011-14)	263
3.	<b>Kyle Guy (2017-present)</b>	<b>240</b>
4.	Harold Deane (1994-97)	237
5.	Sean Singletary (2005-08)	222
6.	J.R. Reynolds (2004-07)	221
7.	London Perrantes (2014-17)	211
8.	Sammy Zeglinski (2008-12)	200
9.	Malcolm Brogdon (2012-16)	185
10.	John Crotty (1988-91)	179

### CAREER SCORING

NO.	NAME	CAREER POINTS
26.	Norman Nolan (1995-98)	1,321
27.	Cory Alexander (1992-95)	1,286
28.	Tony Laquintano (1960-62)	1,263
29.	Marc Iavaroni (1975-78)	1,244
30.	Tom Sheehey (1984-87)	1,241
31.	Billy Langloh (1974-77)	1,240
32.	<b>Kyle Guy (2017-present)</b>	<b>1,237</b>
33.	Roger Mason, Jr. (2000-02)	1,231

## ACC RECORD BOOK

### CAREER 3FG PERCENTAGE

(TWO YEARS, 150 MADE OR 1.5 PER GAME)

NO.	NAME	FG-FGA	FG%
1.	<b>Kyle Guy, UVA (2017-present)</b>	<b>240-544</b>	<b>.441</b>
2.	Jack McClinton, Miami (2007-09)	286-650	.440
3.	Rodney Monroe, NCST (1988-91)	322-739	.436
4.	Hubert Davis, UNC (1989-92)	197-453	.435
5.	Rusty LaRue, WF (1993-96)	151-349	.433
6.	Archie Miller, NCST (1998-02)	218-509	.429
7.	Jeff Lebo, UNC (1987-89)	211-493	.429
8.	Trajan Langdon, Duke (1995-98)	342-802	.426

## VIRGINIA SINGLE-SEASON RECORD BOOK

### SEASON 3-POINTERS

NO.	NAME	3FGS
1.	Curtis Staples (1997-98)	130
2.	<b>Kyle Guy (2018-19)</b>	<b>106</b>
3.	Curtis Staples (1994-95)	103
4.	Curtis Staples (1996-97)	98
5.	Todd Billet (2002-03)	94
6.	<b>Kyle Guy (2017-18)</b>	<b>83</b>

### BLOCKS

NO.	NAME	BLOCKS
1.	Ralph Sampson (1979-80)	157
2.	Ralph Sampson (1980-81)	103
	Ralph Sampson (1982-83)	103
4.	Ralph Sampson (1981-82)	99
5.	Kris Hunter (1998-99)	88
6.	Chris Alexander (1994-95)	54
7.	Chris Alexander (1995-96)	49
	Isaiah Wilkins (2017-18)	49
9.	<b>Mamadi Diakite (2018-19)</b>	<b>47</b>

### ASSISTS

NO.	NAME	ASSISTS
1.	John Crotty (1989-90)	214
2.	John Crotty (1988-89)	208
3.	Sean Singletary (2007-08)	202
4.	Jeff Jones (1979-80)	200
5.	John Johnson (1986-87)	194
6.	Donald Hand (2000-01)	174
7.	John Crotty (1990-91)	169
8.	<b>Ty Jerome (2018-19)</b>	<b>166</b>
9.	London Perrantes (2015-16)	153
10.	Othell Wilson (1982-83)	152

## 2018-19 STARTING LINEUPS

Game	G	G	G	G-F	F-C	Record
Towson	Jerome	Guy	Hunter	Key	Salt	1-0
George Washington	Jerome	Guy	Hunter	Key	Salt	2-0
Coppin State	Jerome	Guy	Hunter	Key	Diakite	1-0
Middle Tennessee	Jerome	Guy	Hunter	Key	Diakite	2-0
Dayton	Jerome	Guy	Hunter	Key	Diakite	3-0
Wisconsin	Jerome	Guy	Hunter	Clark	Salt	1-0
at Maryland	Jerome	Guy	Hunter	Clark	Salt	2-0
Morgan State	Jerome	Guy	Hunter	Clark	Salt	3-0
at VCU	Jerome	Guy	Hunter	Clark	Salt	4-0
South Carolina	Jerome	Guy	Hunter	Diakite	Salt	1-0
William & Mary	Jerome	Guy	Hunter	Diakite	Salt	2-0
Marshall	Jerome	Guy	Hunter	Diakite	Salt	3-0
Florida State	Jerome	Guy	Hunter	Diakite	Salt	4-0
at Boston College	Jerome	Guy	Hunter	Diakite	Salt	5-0
at Clemson	Jerome	Guy	Hunter	Diakite	Salt	6-0
Virginia Tech	Jerome	Guy	Hunter	Diakite	Salt	7-0
at Duke	Jerome	Guy	Hunter	Diakite	Salt	7-1
Wake Forest	Jerome	Guy	Hunter	Diakite	Salt	8-1
at Notre Dame	Jerome	Guy	Hunter	Diakite	Salt	9-1
at NC State	Jerome	Guy	Hunter	Diakite	Salt	10-1
Miami	Jerome	Guy	Hunter	Diakite	Salt	11-1
Duke	Jerome	Guy	Hunter	Diakite	Salt	11-2
at North Carolina	Jerome	Guy	Hunter	Clark	Salt	5-0
Notre Dame	Jerome	Guy	Hunter	Clark	Salt	6-0
at Virginia Tech	Jerome	Guy	Hunter	Clark	Salt	7-0
at Louisville	Jerome	Guy	Hunter	Key	Salt	3-0
Georgia Tech	Jerome	Guy	Hunter	Clark	Diakite	1-0
Pitt	Jerome	Guy	Hunter	Clark	Salt	8-0
at Syracuse	Jerome	Guy	Hunter	Clark	Salt	9-0
Louisville	Jerome	Guy	Hunter	Clark	Salt	10-0
vs. NC State	Jerome	Guy	Hunter	Clark	Salt	10-0
vs. Florida State	Jerome	Guy	Hunter	Clark	Salt	10-1



Official Basketball Box Score -- Game Totals -- Final Statistics  
**Towson vs Virginia**  
**11/06/18 7:00 pm at**



**Towson 42 • 0-1**

#	Player		Total		3-Ptr		Rebounds			PF	TP					Min
			FG-FA	FG-FA	FT-FTA	Off	Def	Tot	A			TO	Blk	Stl		
20	Nakye Sanders	f	0-2	0-0	3-6	0	3	3	3	3	0	4	0	0	24	
44	Alex Thomas	f	0-2	0-1	3-4	1	2	3	4	3	0	1	0	0	26	
00	Tobias Howard	c	3-7	3-6	1-2	0	1	1	2	10	0	3	0	0	31	
23	Brian Fobbs	g	4-12	1-5	0-2	2	4	6	0	9	0	1	0	0	31	
25	Nicolas Timberlake	g	2-6	0-2	2-5	1	2	3	2	6	0	2	0	3	26	
03	Allen Betrand		0-2	0-0	0-0	0	1	1	1	0	0	0	0	0	15	
05	Jakigh Dottin		1-3	0-0	3-6	0	2	2	0	5	0	1	0	0	15	
10	Yagizhan Selcuk		0-2	0-0	0-0	1	1	2	0	0	0	0	0	0	4	
11	Dennis Tunstall		3-4	0-0	0-0	5	1	6	4	6	0	1	0	0	15	
12	Quinton Drayton		0-0	0-0	0-0	1	0	1	1	0	0	1	0	0	3	
22	Solomon Uyaelunmo		0-0	0-0	0-2	0	3	3	1	0	0	0	0	0	12	
32	Chris Caliguiran		0-1	0-0	0-0	0	0	0	0	0	0	0	0	0	1	
Team						1	0	1								
Totals				13-41	4-14	12-27	12	20	32	18	42	0	14	0	3	203
FG % 1st Half: 6-21			28.6%	2nd half: 7-20	35.0%	Game: 13-41			31.7%	Deadball						
3FG % 1st Half: 2-6			33.3%	2nd half: 2-8	25.0%	Game: 4-14			28.6%	Rebounds						
FT % 1st Half: 5-12			41.7%	2nd half: 7-15	46.7%	Game: 12-27			44.4%	6						

**Virginia 73 • 1-0**

#	Player		Total		3-Ptr	Rebounds			PF	TP	A TO Blk Stl				Min
			FG-FGA	FG-FGA	FT-FTA	Off	Def	Tot							
33	Jack Salt	c	1-1	0-0	1-2	2	1	3	3	3	0	2	1	0	15
02	Braxton Key	g	3-8	1-3	0-0	4	5	9	2	7	1	0	1	1	29
05	Kyle Guy	g	2-6	1-5	3-4	0	2	2	0	8	3	0	0	0	31
11	Ty Jerome	g	6-10	6-9	2-2	0	3	3	1	20	4	2	0	3	29
12	De'Andre Hunter	g	5-12	0-1	3-5	4	6	10	3	13	1	0	0	1	26
00	Kihei Clark	g	2-4	0-2	0-0	0	1	1	3	4	6	1	0	1	25
01	Grant Kersey		0-0	0-0	0-0	0	0	0	0	0	0	0	0	0	1
10	Jayden Nixon		0-0	0-0	1-2	0	0	0	0	1	0	0	0	0	4
23	Kody Stattmann		0-2	0-2	0-0	0	0	0	1	0	1	0	0	0	4
24	Marco Anthony		2-3	1-1	0-1	0	1	1	2	5	1	0	0	0	9
25	Mamadi Diakite		1-3	0-2	0-0	0	2	2	3	2	1	0	0	0	17
30	Jay Huff		3-4	1-1	1-2	1	0	1	1	8	0	0	0	0	8
45	Austin Katstra		1-1	0-0	0-0	0	2	2	0	2	1	0	1	0	3
Team						0	1	1							
Totals			26-54	10-26	11-18	11	24	35	19	73	19	5	3	6	201
FG % 1st Half: 10-27			37.0%	2nd half: 16-27	59.3%	Game: 26-54			48.1%			Deadball			
3FG % 1st Half: 4-14			28.6%	2nd half: 6-12	50.0%	Game: 10-26			38.5%			Rebounds			
FT % 1st Half: 4-7			57.1%	2nd half: 7-11	63.6%	Game: 11-18			61.1%			4,1			

Officials:

Technical fouls: Towson-None. Virginia-None.

Attendance: 13807

2018-19 Men's Basketball. Round: 0. Towson vs Virginia. Played at .

Score by periods	1st	2nd	Total
Towson	19	23	42
Virginia	28	45	73



Official Basketball Box Score -- Game Totals -- Final Statistics  
**George Washington vs Virginia**  
**11/11/18 2:00 pm at**



**George Washington 57 • 0-3**

#	Player		Total		3-Ptr	Rebounds			PF	TP					Min	
			FG-FA	FG-FA	FT-FTA	Off	Def	Tot			A	TO	Blk	Stl		
11	Arnaldo Toro	f	1-4	0-0	3-3	2	6	8	2	5	2	1	1	2	26	
00	Justin Mazzulla	g	1-5	0-2	1-2	0	2	2	2	3	0	2	0	0	31	
01	Terry Nolan Jr.	g	3-5	2-4	5-7	0	0	0	3	13	0	2	0	1	27	
02	Armel Potter	g	1-7	1-2	0-0	1	2	3	3	3	3	2	0	1	29	
13	D.J. Williams	g	6-10	1-3	4-5	0	5	5	1	17	1	2	0	0	29	
04	Justin Williams		0-0	0-0	0-2	0	1	1	1	0	0	1	1	0	4	
05	Adam Mitola		0-1	0-1	0-0	0	0	0	0	0	0	0	0	0	4	
12	Shandon Brown		0-1	0-1	0-2	0	2	2	3	0	0	0	0	0	11	
14	Maceo Jack		3-7	2-5	0-0	1	0	1	1	8	1	1	0	0	15	
15	Mezie Offurum		0-1	0-0	2-2	0	1	1	1	2	1	0	0	0	11	
32	Javier Langarica		2-3	0-0	0-0	0	0	0	1	4	0	0	0	0	4	
35	Marcus Littles		1-1	0-0	0-0	1	0	1	3	2	0	4	0	0	9	
Team						1	0	1								
Totals				18-45	6-18	15-23	6	19	25	21	57	8	16	2	4	200
FG % 1st Half: 5-22			22.7%	2nd half: 13-23	56.5%	Game: 18-45			40.0%				Deadball			
3FG % 1st Half: 1-9			11.1%	2nd half: 5-9	55.6%	Game: 6-18			33.3%				Rebounds			
FT % 1st Half: 6-10			60.0%	2nd half: 9-13	69.2%	Game: 15-23			65.2%				3,3			

**Virginia 76 • 2-0**

		Total		3-Ptr	Rebounds									
#	Player	FG-FGA	FG-FGA	FT-FTA	Off Def Tot	PF	TP	A	TO	Blk	Stl	Min		
33	Jack Salt	c	1-5	0-0	2-2	0 3 3	2	4	1	1	0	21		
02	Braxton Key	g	2-5	0-2	1-3	1 2 3	3	5	1	1	0	3	17	
05	Kyle Guy	g	8-15	4-8	0-1	1 5 6	4	20	4	1	0	0	32	
11	Ty Jerome	g	7-9	4-5	2-3	0 6 6	1	20	7	2	0	4	31	
12	De'Andre Hunter	g	5-7	0-0	0-0	1 3 4	2	10	0	1	0	0	20	
00	Kihei Clark		1-3	0-2	0-0	0 2 2	1	2	3	1	0	0	25	
01	Grant Kersey		0-0	0-0	2-2	0 0 0	0	2	0	0	0	0	1	
10	Jayden Nixon		0-1	0-0	0-0	0 0 0	0	0	0	0	0	0	2	
23	Kody Stattmann		0-0	0-0	0-0	0 1 1	1	0	0	1	0	0	3	
24	Marco Anthony		0-0	0-0	0-0	0 0 0	0	0	1	0	0	0	12	
25	Mamadi Diakite		5-8	0-1	0-0	2 1 3	3	10	0	2	2	0	17	
30	Jay Huff		1-2	0-1	0 3 3	3	3	1	0	2	1	0	16	
45	Austin Katstra		0-0	0-0	0-0	0 0 0	2	0	0	1	0	0	2	
Team						1 0 1								
Totals			30-55	8-19	8-13	6 26 32	22	76	18	12	3	7	199	
FG % 1st Half: 16-29		55.2%	2nd half: 14-26	53.8%	Game: 30-55	54.5%							Deadball	
3FG % 1st Half: 5-12		41.7%	2nd half: 3-7	42.9%	Game: 8-19	42.1%							Rebounds	
FT % 1st Half: 5-7		71.4%	2nd half: 3-6	50.0%	Game: 8-13	61.5%							2	

Officials:

Technical fouls: George Washington-None. Virginia-None.

Attendance: 13574

2018-19 Men's Basketball. Round: 0. George Washington vs Virginia. Played at .

Score by periods	1st	2nd	Total
George Washington	17	40	57
Virginia	42	34	76



Official Basketball Box Score -- Game Totals -- Final Statistics  
**Coppin St. vs Virginia**  
**11/16/18 7:00 pm at**



**Coppin St. 40 • 0-4**

#	Player		Total		3-Ptr		Rebounds			PF	TP					Min
			FG-FGA	FG-FGA	FT-FTA	FT-FTA	Off	Def	Tot			A	TO	Blk	Stl	
01	Chad Andrews-Fulton	f	2-5	1-2	0-0	1	3	4	3	5	4	3	0	0	21	
05	Cedric Council	f	1-3	0-1	0-0	1	2	3	3	2	1	1	0	0	24	
00	Ibn Williams	g	2-9	2-4	0-0	0	2	2	1	6	0	4	0	0	33	
13	DeJuan Clayton	g	2-6	0-2	0-0	0	1	1	3	4	1	1	0	0	26	
22	Lamar Morgan	g	2-8	2-8	0-0	0	3	3	2	6	0	1	0	0	28	
03	Giir Ring		1-2	0-1	0-0	0	0	0	0	2	0	0	0	0	3	
04	Nigel Marshall		2-8	0-2	0-0	0	1	1	1	4	2	1	0	0	23	
11	Justin Steers		1-2	0-0	0-0	1	1	2	1	2	1	0	0	0	7	
21	Lucian Brownlee		1-2	1-2	0-0	0	1	1	0	3	1	0	0	0	7	
23	Kent Auslander		1-3	0-2	0-0	0	2	2	1	2	0	2	0	0	17	
25	Brendan Medley-Bacon		2-4	0-0	0-0	1	3	4	4	4	0	1	0	0	12	
Team						1	1	2								
Totals			17-52	6-24	0-0	5	20	25	19	40	10	16	0	0	201	
FG % 1st Half: 7-27 25.9% 2nd half: 10-25 40.0% Game: 17-52 32.7% Deadball																
3FG % 1st Half: 3-12 25.0% 2nd half: 3-12 25.0% Game: 6-24 25.0% Rebounds																
FT % 1st Half: 0-0 0.0% 2nd half: 0-0 0.0% Game: 0-0 0.0% 0																

Official Basketball Box Score -- Game Totals -- Final Statistics  
**Virginia vs Dayton**  
 11/22/18 4:00 PM at Imperial Arena, Paradise Island, Bahamas

**Virginia 66 • 5-0**

#	Player	Total		3-Ptr		Rebounds			PF	TP	A	TO	Blk	Stl	Min
		FG-FGA	FG-FGA	FT-FTA	Off Def Tot	PF	TP	A TO Blk Stl							
25	Diakite,Mamadi	f	0-2	0-0	0-0	1 0 1	3	0	0	0	0	0	0	0	8
02	Key,Braxton	g	1-6	0-3	1-2	1 5 6	2	3	2	0	0	0	4	33	
05	Guy,Kyle	g	5-11	2-6	2-2	2 1 3	0	14	1	1	0	0	0	38	
11	Jerome,Ty	g	3-10	2-6	7-10	1 0 1	2	15	2	1	0	1	1	27	
12	Hunter,De'Andre	g	8-11	1-2	6-6	5 1 6	2	23	1	2	0	1	1	39	
00	Clark,Kihe		3-7	2-3	1-2	1 4 5	1	9	2	3	0	0	0	30	
30	Huff,Jay		0-0	0-0	0-0	0 1 1	0	0	0	1	0	0	0	5	
33	Salt,Jack		1-2	0-0	0-0	1 3 4	4	2	0	1	0	0	0	20	
Team						2 1 3									
Totals			21-49	7-20	17-22	14 16 30	14	66	8	9	0	6	200		

FG % 1st Half: 10-27 37.0% 2nd half: 11-22 50.0% Game: 21-49 42.9% Deadball Rebounds 1  
 3FG % 1st Half: 3-10 30.0% 2nd half: 4-10 40.0% Game: 7-20 35.0%  
 FT % 1st Half: 4-4 100.0 2nd half: 13-18 72.2% Game: 17-22 77.3%

**Dayton 59 • 4-1**

#	Player	Total		3-Ptr		Rebounds			PF	TP	A	TO	Blk	Stl	Min
		FG-FGA	FG-FGA	FT-FTA	Off Def Tot	PF	TP	A TO Blk Stl							
00	Cunningham, Josh	f	6-8	0-0	3-5	2 3 5	2	15	0	5	0	1	32		
33	Mikesell, Ryan	f	1-2	0-1	0-0	1 5 6	2	2	0	2	0	0	19		
03	Landers, Trey	g	4-10	0-3	1-2	4 1 5	3	9	3	2	1	3	35		
04	Davis, Jordan	g	2-6	1-3	0-0	0 2 2	4	5	1	2	0	0	32		
10	Crutcher, Jalen	g	4-9	3-6	0-1	0 2 2	3	11	7	1	0	1	37		
01	Toppin, Obi		6-7	1-1	0-0	1 3 4	2	13	1	0	1	0	26		
31	Matos, Jhery		1-1	0-0	0-0	0 0 0	4	2	0	0	0	1	13		
35	Cohill, Dwayne		1-3	0-0	0-0	1 2 3	1	2	0	0	0	0	6		
Team						0 0 0									
Totals			25-46	5-14	4-8	9 18 27	21	59	12	14	2	6	200		

FG % 1st Half: 9-17 52.9% 2nd half: 16-29 55.2% Game: 25-46 54.3% Deadball Rebounds 0  
 3FG % 1st Half: 1-4 25.0% 2nd half: 4-10 40.0% Game: 5-14 35.7%  
 FT % 1st Half: 3-7 42.9% 2nd half: 1-1 100.0 Game: 4-8 50.0%

Officials: Gary Maxwell, Tony Padilla, Raymie Styons  
 Technical fouls: Virginia-None. Dayton-None.  
 Attendance: 2258  
 2018 Bad Boy Mowers Battle 4 Atlantis - Game 6

Score by periods	1st	2nd	Total
Virginia	27	39	66
Dayton	22	37	59

Points	In Paint	Off T/O	2nd Chance	Fast Break	Bench
VA	22	15	20	0	11
UD	36	9	16	2	17

Last FG - VA 2nd-00:55, UD 2nd-00:17.  
 Largest lead - VA by 9 2nd-14:31, UD by 7 1st-15:33.  
 VA led for 25:34. UD led for 11:43. Game was tied for 02:43.

Official Basketball Box Score -- Game Totals -- Final Statistics  
**Virginia St. vs Maryland**  
 11/28/18 7:15 pm at

**Virginia 76 • 7-0**

#	Player	Total		3-Ptr		Rebounds			PF	TP	A	TO	Blk	Stl	Min
		FG-FGA	FG-FGA	FT-FTA	Off Def Tot	PF	TP	A TO Blk Stl							
33	Jack Salt	c	6-7	0-0	0-1	3 4 7	3	12	1	0	1	1	34		
00	Kihe Clark	g	1-4	0-2	2-4	1 1 2	3	4	4	0	0	2	35		
05	Kyle Guy	g	6-14	5-9	1-1	0 3 3	1	18	3	0	0	1	38		
11	Ty Jerome	g	6-14	3-7	2-3	2 1 3	2	17	1	1	0	1	31		
12	De'Andre Hunter	g	6-13	1-3	2-2	3 2 5	3	15	4	0	1	0	35		
02	Braxton Key		3-4	1-1	3-4	0 1 1	3	10	0	0	0	2	11		
24	Marco Anthony		0-1	0-0	0-0	0 1 1	0	0	1	0	0	0	6		
25	Mamadi Diakite		0-2	0-0	0-0	0 1 1	4	0	1	1	0	0	10		
Team						0 0 0									
Totals			28-59	10-22	10-15	9 14 23	19	76	15	2	2	7	200		

FG % 1st Half: 15-30 50.0% 2nd half: 13-29 44.8% Game: 28-59 47.5% Deadball Rebounds 2,1  
 3FG % 1st Half: 8-16 50.0% 2nd half: 2-6 33.3% Game: 10-22 45.5%  
 FT % 1st Half: 1-1 100.0 2nd half: 9-14 64.3% Game: 10-15 66.7%

**Maryland 71 • 6-1**

#	Player	Total		3-Ptr		Rebounds			PF	TP	A	TO	Blk	Stl	Min
		FG-FGA	FG-FGA	FT-FTA	Off Def Tot	PF	TP	A TO Blk Stl							
23	Bruno Fernando	f	6-8	0-0	2-2	4 7 11	1	14	2	3	2	0	32		
25	Jalen Smith	f	3-6	0-2	0-1	1 4 5	1	6	3	0	0	0	27		
01	Anthony Cowan	g	5-12	1-4	4-6	1 0 1	5	15	4	4	0	0	36		
05	Eric Ayala	g	4-7	3-4	2-3	0 4 4	1	13	2	3	0	0	35		
11	Darryl Morsell	g	3-7	0-2	2-4	0 4 4	3	8	1	2	0	0	34		
02	Aaron Wiggins		5-8	3-5	0-0	2 2 4	4	13	0	0	0	0	24		
10	Serrel Smith Jr.		1-1	0-0	0-0	0 0 0	1	2	0	1	0	0	8		
13	Ivan Bender		0-0	0-0	0-0	0 1 1	0	0	0	0	0	0	2		
14	Ricky Lindo Jr.		0-1	0-0	0-0	0 0 0	0	0	0	0	0	0	2		
Team						2 3 5									
Totals			27-50	7-17	10-16	10 25 35	16	71	12	14	2	0	200		

FG % 1st Half: 14-29 48.3% 2nd half: 13-21 61.9% Game: 27-50 54.0% Deadball Rebounds 4  
 3FG % 1st Half: 1-6 16.7% 2nd half: 6-11 54.5% Game: 7-17 41.2%  
 FT % 1st Half: 1-1 100.0 2nd half: 9-15 60.0% Game: 10-16 62.5%

Officials: Kelly Pfeifer,Keith Kimble,Terry Ogelsby  
 Technical fouls: Virginia-None. Maryland-None.  
 Attendance: 17950  
 2018-19 Men's Basketball. Round: 0. Maryland vs Virginia. Played at .

Score by periods	1st	2nd	Total
Virginia	39	37	76
Maryland	30	41	71

Official Basketball Box Score -- Game Totals -- Final Statistics  
**Virginia vs Wisconsin**  
 11/23/18 2:00 PM at Imperial Arena, Paradise Island, Bahamas

**Virginia 53 • 6-0**

#	Player	Total		3-Ptr		Rebounds			PF	TP	A	TO	Blk	Stl	Min
		FG-FGA	FG-FGA	FT-FTA	Off Def Tot	PF	TP	A TO Blk Stl							
33	Salt,Jack	c	1-4	0-0	0-0	4 1 5	4	2	0	1	1	1	26		
00	Clark,Kihe	g	1-3	1-1	2-2	0 5 5	0	5	2	0	0	3	37		
05	Guy,Kyle	g	3-10	2-6	1-2	0 3 3	1	9	3	2	0	0	34		
11	Jerome,Ty	g	5-17	1-6	0-0	1 3 4	3	11	5	0	0	3	38		
12	Hunter,De'Andre	g	8-14	0-3	4-6	1 8 9	0	20	0	1	1	0	36		
02	Key,Braxton		0-4	0-1	0-0	0 0 0	1	0	0	0	0	1	12		
25	Diakite,Mamadi		2-2	0-0	2-2	0 2 2	0	6	0	1	0	1	17		
Team						1 2 3									
Totals			20-54	4-17	9-12	7 24 31	9	53	10	5	2	9	200		

FG % 1st Half: 13-27 48.1% 2nd half: 7-27 25.9% Game: 20-54 37.0% Deadball Rebounds 1  
 3FG % 1st Half: 3-8 37.5% 2nd half: 1-9 11.1% Game: 4-17 23.5%  
 FT % 1st Half: 4-4 100.0 2nd half: 5-8 62.5% Game: 9-12 75.0%

**Wisconsin 46 • 5-1**

#	Player	Total		3-Ptr		Rebounds			PF	TP	A	TO	Blk	Stl	Min
		FG-FGA	FG-FGA	FT-FTA	Off Def Tot	PF	TP	A TO Blk Stl							
22	Happ, Ethan	f	11-19	0-0	0-0	1 14 15	3	22	6	6	4	0	36		
35	Reuvers, Nate	f	1-3	0-1	0-0	1 2 3	2	2	3	1	1	0	30		
00	Trice, D'Mitrik	g	2-9	0-2	1-2	0 4 4	1	5	1	3	0	0	37		
21	Iverson, Khalil	g	3-3	0-0	1-1	1 5 6	0	7	2	0	0	1	31		
34	Davison, Brad	g	2-8	1-4	0-0	1 1 2	4	5	0	0	0	2	27		
01	Pritzl, Brevin		0-1	0-1	0-0	0 1 1	0	0	1	0	0	0	4		
02	Ford, Aleem		0-1	0-1	0-0	0 0 0	0	0	0	0	0	0	3		
12	Anderson, Trevor		0-0	0-0	0-0	0 0 0	0	0	0	0	0	0	3		
15	Thomas, Charles		0-0	0-0	0-0	0 0 0	0	0	0	0	0	0	2		
23	King, Kobe		2-4	1-2	0-0	0 0 0	1	5	0	1	0	1	27		
Team						0 2 2									
Totals			21-48	2-11	2-3	4 29 33	11	46	13	13	5	4	200		

FG % 1st Half: 9-25 36.0% 2nd half: 12-23 52.2% Game: 21-48 43.8% Deadball Rebounds 0  
 3FG % 1st Half: 0-5 0.0% 2nd half: 2-6 33.3% Game: 2-11 18.2%  
 FT % 1st Half: 0-0 0.0% 2nd half: 2-3 66.7% Game: 2-3 66.7%

Officials: Gary Maxwell, Keith Kimble, Tony Padilla  
 Technical fouls: Virginia-None. Wisconsin-None.  
 Attendance: 2249  
 2018 Bad Boy Mowers Battle 4 Atlantis - Championship Game - Game 10

Score by periods	1st	2nd	Total
Virginia	33	20	53
Wisconsin	18	28	46

Points	In Paint	Off T/O	2nd Chance	Fast Break	Bench
VA	22	12	8	2	6
WIS	32	6	2	0	5





## Official Basketball Box Score -- Game Totals -- Final Statistics

VCU vs Virginia  
12/09/18 1:30 pm at

## VCU 49 • 7-3

#	Player	Total		3-Ptr		Rebounds			PF	TP	A	TO	Blk	Stl	Min
		FG-FGA	FG-FGA	FT-FTA	Off	Def	Tot								
04	Corey Douglas	f	2-3	0-1	0-0	1	0	1	4	4	0	1	2	0	17
14	Marcus Santos-Silva	f	3-7	0-0	2-3	6	4	10	4	8	0	1	0	0	25
23	Issac Vann	f	4-10	0-3	2-3	1	2	3	1	10	3	1	0	0	34
00	De'Riante Jenkins	g	3-14	2-10	0-0	2	3	5	1	8	0	1	0	1	24
02	Marcus Evans	g	1-10	1-6	0-0	0	1	1	4	3	1	3	0	0	27
01	Mike'L Simms		1-5	1-3	0-0	0	1	1	1	3	0	0	0	0	15
05	Sean Mobley		1-5	0-2	1-1	0	3	3	0	3	1	0	0	0	18
10	Vince Williams		2-4	1-1	2-4	2	1	3	2	7	0	1	1	1	15
13	Malik Crowfield		0-1	0-1	0-0	0	3	3	0	0	2	0	0	0	15
22	Michael Gilmore		1-2	1-2	0-0	0	1	1	3	3	0	0	0	0	5
24	P.J. Byrd		0-0	0-0	0-0	0	0	0	1	0	0	0	0	0	5
Team						3	0	3			1				
Totals			18-61	6-29	7-11	15	19	34	21	49	7	8	4	2	200

FG % 1st Half: 10-27 37.0% 2nd half: 8-34 23.5% Game: 18-61 29.5% Deadball Rebounds 4  
 3FG % 1st Half: 3-11 27.3% 2nd half: 3-18 16.7% Game: 6-29 20.7%  
 FT % 1st Half: 1-3 33.3% 2nd half: 6-8 75.0% Game: 7-11 63.6%

## Virginia 57 • 9-0

#	Player	Total		3-Ptr		Rebounds			PF	TP	A	TO	Blk	Stl	Min
		FG-FGA	FG-FGA	FT-FTA	Off	Def	Tot								
33	Jack Salt	c	0-1	0-0	1-3	3	4	7	2	1	0	2	1	0	20
00	Kihei Clark	g	1-5	0-1	7-7	0	2	2	3	9	4	3	0	2	33
05	Kyle Guy	g	4-13	1-5	6-7	3	3	6	2	15	1	1	0	0	37
11	Ty Jerome	g	4-13	3-9	3-4	0	8	8	1	14	3	1	0	2	37
12	De'Andre Hunter	g	1-6	0-1	7-7	2	2	4	5	9	0	2	0	0	35
02	Braxton Key		1-2	1-2	0-0	1	3	4	3	3	1	2	0	0	12
24	Marco Anthony		0-0	0-0	0-0	0	0	0	0	0	0	0	0	0	2
25	Mamadi Diakite		2-4	0-0	2-2	2	3	5	1	6	0	1	1	0	22
30	Jay Huff		0-0	0-0	0-0	0	0	0	1	0	0	0	0	0	2
Team						1	1	2							
Totals			13-44	5-18	26-30	12	26	38	18	57	9	12	2	4	200

FG % 1st Half: 8-23 34.8% 2nd half: 5-21 23.8% Game: 13-44 29.5% Deadball Rebounds 4,2  
 3FG % 1st Half: 3-10 30.0% 2nd half: 2-8 25.0% Game: 5-18 27.8%  
 FT % 1st Half: 10-12 83.3% 2nd half: 16-18 88.9% Game: 26-30 86.7%

Officials: Pat Driscoll, Tony Henderson, Lee Cassell  
 Technical fouls: VCU-None. Virginia-None.

Attendance: 13648

2018-19 Men's Basketball. Round: 0. VCU vs Virginia. Played at .

Score by periods	1st	2nd	Total
VCU	24	25	49
Virginia	29	28	57



## Official Basketball Box Score -- Game Totals -- Final Statistics

## Virginia vs South Carolina

12/19/18 7:01 p.m.ET at Columbia, S.C. (Colonial Life Arena)

## Virginia 69 • 10-0

#	Player	Total		3-Ptr		Rebounds			PF	TP	A	TO	Blk	Stl	Min
		FG-FGA	FG-FGA	FT-FTA	Off	Def	Tot								
25	DIAKITE, Mamadi	f	5-6	0-0	0-1	1	4	5	4	10	1	1	1	2	22
33	SALT, Jack	c	1-3	0-0	2-4	2	7	9	3	4	2	0	1	1	33
05	GUY, Kyle	g	6-14	5-11	1-1	1	0	1	1	18	0	2	0	0	37
11	JEROME, Ty	g	9-15	3-8	4-4	1	5	6	1	25	7	2	0	0	36
12	HUNTER, De'Andre	g	2-10	0-2	1-1	1	2	3	3	5	3	0	0	1	23
00	CLARK, Kihei		1-4	0-1	0-0	0	0	0	1	2	2	0	0	0	24
02	KEY, Braxton		2-6	0-2	1-2	3	4	7	2	5	0	0	0	2	23
24	ANTHONY, Marco		0-1	0-0	0-0	0	0	0	0	0	0	0	0	0	2
Team						1	1	2							
Totals			26-59	8-24	9-13	10	23	33	15	69	15	5	2	6	200

FG % 1st Half: 12-31 38.7% 2nd half: 14-28 50.0% Game: 26-59 44.1% Deadball Rebounds 1,2  
 3FG % 1st Half: 4-12 33.3% 2nd half: 4-12 33.3% Game: 8-24 33.3%  
 FT % 1st Half: 5-6 83.3% 2nd half: 4-7 57.1% Game: 9-13 69.2%

## South Carolina 52 • 4-6

#	Player	Total		3-Ptr		Rebounds			PF	TP	A	TO	Blk	Stl	Min
		FG-FGA	FG-FGA	FT-FTA	Off	Def	Tot								
13	HAASE, Felipe	f	1-2	1-1	0-0	0	5	5	1	3	0	1	0	0	28
24	BRYANT, Keyshawn	f	3-6	0-1	0-0	0	2	2	2	6	0	1	2	0	16
30	SILVA, Chris	f	4-12	0-2	3-5	2	4	6	4	11	0	4	2	2	30
00	LAWSON, A.J.	g	1-5	1-3	4-4	2	3	5	1	7	3	3	0	2	35
04	CAMPBELL, Tre	g	0-2	0-2	2-2	0	0	0	0	2	2	0	0	0	16
02	GRAVETT, Hassani		5-14	0-4	0-0	3	1	4	2	10	2	2	0	0	32
20	FRINK, Alanzo		4-8	1-2	0-2	3	5	8	3	9	2	1	0	0	23
23	HINSON, Evan		2-6	0-3	0-0	1	4	5	2	4	0	1	0	0	20
Team						1	1	2							
Totals			20-55	3-18	9-13	12	25	37	15	52	9	12	4	4	200

FG % 1st Half: 11-31 35.5% 2nd half: 9-24 37.5% Game: 20-55 36.4% Deadball Rebounds 2,1  
 3FG % 1st Half: 2-13 15.4% 2nd half: 1-5 20.0% Game: 3-18 16.7%  
 FT % 1st Half: 2-2 100.0% 2nd half: 7-11 63.6% Game: 9-13 69.2%

Officials: Doug Shows, Joe Lindsey, Pat Driscoll  
 Technical fouls: Virginia-None. South Carolina-None.  
 Attendance: 12291

Score by periods	1st	2nd	Total
Virginia	33	36	69
South Carolina	26	26	52

	In	Off	2nd	Fast	Bench
Points					
VA	26	14	7	2	7
SC	28	4	14	8	23

Last FG - VA 2nd-02:36, SC 2nd-01:43.  
 Largest lead - VA by 19 2nd-01:57, SC None.  
 VA led for 39:32. SC led for 00:00. Game was tied for 00:19.

Score tied - 0 times.  
 Lead changed - 0 times.

Official Basketball Box Score - Final  
William & Mary vs Virginia  
12/22/18Game Time: 2:00 PM  
Game Duration: 1:57

## William &amp; Mary - 40 • 4-8

#	Player	Total		3-Ptr		Rebounds			PF	TP	A	TO	Blk	Stl	Min
		FG-FGA	FG-FGA	FT-FTA	Off	Def	Tot								
23	Nathan Knight	F	9-17	0-1	4-6	2	3	5	5	22	0	1	2	0	31:35
12	Paul Rowley	F	1-8	0-5	0-0	0	2	2	1	0	0	0	0	0	24:34
23	Justin Pierce	F	1-6	1-4	0-0	0	4	4	2	3	0	1	0	1	24:34
2	Matt Milon	G	0-3	0-3	2-2	0	0	0	2	2	1	2	0	1	18:56
12	Luke Loewe	G	1-1	0-0	0-2	1	0	1	1	2	1	0	0	0	26:06
11	L.J. Owens		1-3	0-0	0-3	1	3	4	3	2	0	0	0	0	23:48
21	Quinn Blair		0-1	0-1	0-0	0	0	0	1	0	0	0	0	0	05:57
0	Jihar Williams		0-0	0-0	0-0	0	0	0	0	0	0	0	0	0	02:56
1	Thornton Scott		0-2	0-2	0-0	0	3	3	1	0	0	1	0	0	13:54
15	Chase Audige		3-7	1-4	0-0	2	1	3	1	7	1	2	1	2	27:40
30	Mehkel Harvey		0-0	0-0	0-3	0	0	0	0	0	0	0	0	0	02:04
24	Austin Washburn		0-0	0-0	0-0	1	0	1	0	0	0	0	0	0	00:52
33	Chris Clark		0-1	0-0	0-0	0	0	0	0	0	0	0	0	0	00:52
Team						0	1	1							
Totals			16-49	2-20	6-16	7	17	24	17	40	3	7	3	4	200:00

FG % 1st: 8-24 33.3% 2nd: 8-25 32.0% Game: 16-49 32.7% Deadball Rebounds 3,0  
 3PT % 1st: 1-10 10.0% 2nd: 1-10 10.0% Game: 2-20 10.0%  
 FT % 1st: 6-10 60.0% 2nd: 0-6 0.0% Game: 6-16 37.5%

## Virginia - 72 • 11-0

#	Player		Total		3-Ptr	FT-FTA	Rebounds		PF	TP	A	TO	Blk	Stl	Min
			FG	FGA	FT		FTA	Off							
25	Mamadi Diakite	F	3-5	0-0	0-0	0	6	6	2	6	2	0	1	0	24:14
33	Jack Salt	C	3-5	0-0	0-0	2	0	2	4	6	0	2	0	0	14:56
5	Kyle Guy	G	5-8	2-5	4-4	1	6	7	3	16	1	2	0	0	30:54
11	Ty Jerome	G	3-9	1-2	1-2	0	9	9	2	8	4	1	0	2	28:32
12	De'Andre Hunter	G	4-8	1-1	9-10	1	3	4	1	18	3	0	0	2	31:02
0	Kihei Clark		0-3	0-1	2-2	0	1	1	2	2	1	0	0	0	26:58
2	Braxton Key		3-3	0-0	3-3	2	2	4	0	9	0	0	0	0	18:01
10	Jayden Nixon		1-1	0-0	0-0	1	2	3	0	2	0	0	0	0	03:35
23	Kody Stattmann		1-3	0-2	0-0	0	1	1	0	2	0	0	0	0	03:35
24	Marco Anthony		0-1	0-0	0-0	0	0	0	1	0	1	1	0	0	07:15
30	Jay Huff		1-2	1-1	0-0	0	1	1	1	3	0	1	0	0	04:47
1	Francesco Badocchi		0-1	0-0	0-0	1	1	2	1	0	0	0	0	0	02:56
13	Grant Kersey		0-0	0-0	0-0	0	0	0	0	0	0	0	0	0	01:18
45	Austin Katstra		0-1	0-1	0-0	0	1	1	0	0	0	0	0	0	01:57



## Official Basketball Box Score -- Game Totals -- Final Statistics

**Florida St. vs Virginia**  
**01/05/19 3:00 pm at**

**Florida St. 52 • 12-2**

##	Player	Total		3-Ptr		Rebounds			PF	TP	A	TO	Blk	Stl	Min
		FG-FGA	FG-FGA	FT-FTA	Off Def Tot	PF	TP	A TO Blk Stl							
00	Phil Cofer	f	3-8	2-6	1-3	1 3 4	2 9	1 0 0 0	25						
21	Christ Koumadje	c	1-2	0-0	0-2	1 1 2	2 2	0 0 1 0	14						
03	Trent Forrest	g	0-2	0-0	1-2	0 4 4	1 1	2 0 1 0	27						
05	PJ Savoy	g	3-5	2-4	0-0	0 1 1	2 8	0 2 0 5	12						
23	M.J. Walker	g	1-4	1-3	4-4	0 1 1	1 7	2 3 1 0	26						
01	RaiQuan Gray		1-5	0-3	0-0	1 3 4	2 2	0 2 0 0	15						
11	David Nichols		2-5	0-2	1-1	0 1 1	2 5	1 2 0 2	20						
13	Anthony Polite		1-2	1-2	2-2	0 2 2	0 5	0 1 0 0	15						
14	Terance Mann		0-3	0-1	0-0	0 2 2	3 0	0 1 1 1	18						
24	Devin Vassell		1-1	0-0	4-6	0 0 0	0 6	1 0 0 0	5						
25	Mfiondu Kabengele		2-7	0-2	1-4	2 5 7	4 5	0 2 2 0	19						
31	Wyatt Wilkes		0-0	0-0	2-3	0 0 0	0 2	1 0 0 1	2						
35	Harrison Prieto		0-0	0-0	0-0	1 0 1	0 0	0 0 0 0	2						
Team					2 1 3			2							
Totals			15-44	6-23	16-27	8 24 32	19 52	8 15 6 9	200						
FG % 1st Half: 6-19		31.6%	2nd half: 9-25		36.0%	Game: 15-44		34.1%	Deadball		Rebounds		5		
3FG % 1st Half: 3-12		25.0%	2nd half: 3-11		27.3%	Game: 6-23		26.1%							
FT % 1st Half: 8-15		53.3%	2nd half: 8-12		66.7%	Game: 16-27		59.3%							

**Virginia 65 • 13-0**

##	Player	Total		3-Ptr		Rebounds			PF	TP	A	TO	Blk	Stl	Min
		FG-FGA	FG-FGA	FT-FTA	Off Def Tot	PF	TP	A TO Blk Stl							
25	Mamadi Diakite	f	2-6	0-0	2-3	1 3 4	2 6	0 1 1 1	25						
33	Jack Salt	c	0-2	0-0	2-2	2 3 5	2 2	1 0 0 0	22						
05	Kyle Guy	g	7-11	5-6	2-2	0 5 5	1 21	3 1 0 1	33						
11	Ty Jerome	g	2-11	0-4	2-2	1 3 4	0 6	6 1 0 0	30						
12	De'Andre Hunter	g	2-8	0-1	2-2	1 5 6	3 6	1 0 0 0	27						
00	Kihei Clark		0-2	0-0	0-0	1 0 1	0 0	1 1 0 1	19						
01	Francesco Badocchi		1-1	0-0	0-0	0 0 0	0 2	0 0 0 0	3						
02	Braxton Key		7-11	2-5	4-4	0 6 6	1 20	0 0 0 1	26						
10	Jayden Nixon		0-0	0-0	0-0	0 0 0	2 0	0 1 0 0	1						
13	Grant Kersey		0-0	0-0	0-0	0 0 0	0 0	0 1 0 0	1						
23	Kody Statmann		0-0	0-0	0-1	0 1 1	2 0	0 2 0 0	3						
24	Marco Anthony		0-0	0-0	2-2	0 0 0	0 2	0 2 0 0	3						
30	Jay Huff		0-0	0-0	0-0	0 0 0	2 0	0 0 1 0	6						
45	Austin Katstra		0-0	0-0	0-0	0 0 0	1 0	0 0 0 0	1						
Team					3 1 4			1							
Totals			21-52	7-16	16-18	9 27 36	16 65	12 11 2 4	200						
FG % 1st Half: 13-27		48.1%	2nd half: 8-25		32.0%	Game: 21-52		40.4%	Deadball		Rebounds		0		
3FG % 1st Half: 6-12		50.0%	2nd half: 1-4		25.0%	Game: 7-16		43.8%							
FT % 1st Half: 10-11		90.9%	2nd half: 6-7		85.7%	Game: 16-18		88.9%							

Officials: Tim Comer, Brian O'Connell, Ron Groover

Technical fouls: Florida St.-Phil Cofer. Virginia-Jack Salt.

Attendance: 14623

2018-19 Men's Basketball. Round: 0. Florida St. vs Virginia. Played at .

Score by periods	1st	2nd	Total
Florida St.	23	29	52
Virginia	42	23	65



## Official Basketball Box Score -- Game Totals -- Final Statistics

**Virginia Tech vs Virginia**

01/12/19 12:06 PM at Clemson, S.C. (Littlejohn Coliseum)


**Virginia 63 • 15-0 (3-0 ACC)**

##	Player	Total		3-Ptr		Rebounds			PF	TP	A	TO	Blk	Stl	Min
		FG-FGA	FG-FGA	FT-FTA	Off Def Tot	PF	TP	A TO Blk Stl							
25	Mamadi Diakite	f	0-2	0-0	0-0	1 4 5	2 0	0 1 1 0	19						
33	Jack Salt	c	3-5	0-0	1-3	3 5 8	3 7	0 2 0 0	21						
05	Kyle Guy	g	5-15	3-9	0-0	0 3 3	1 13	1 1 0 1	35						
11	Ty Jerome	g	3-9	2-4	0-0	0 3 3	0 8	5 2 0 1	33						
12	De'Andre Hunter	g	4-10	2-4	2-2	0 7 7	3 12	1 1 0 0	31						
00	Kihei Clark		1-4	1-2	2-2	1 0 1	2 5	1 0 0 0	20						
01	Francesco Badocchi		0-0	0-0	0-0	0 0 0	0 0	0 0 0 0	1						
02	Braxton Key		3-5	1-1	0-1	2 6 8	1 7	3 1 0 2	25						
23	Kody Statmann		0-0	0-0	0-0	0 1 1	0 0	0 0 0 0	2						
24	Marco Anthony		0-2	0-1	0-0	0 0 0	0 0	0 0 0 0	3						
30	Jay Huff		4-5	1-2	2-4	1 6 7	1 11	0 0 1 0	10						
Team					2 1 3										
Totals			23-57	10-23	7-12	10 36 46	13 63	11 8 2 4	200						
FG % 1st Half: 10-26		38.5%	2nd half: 13-31		41.9%	Game: 23-57		40.4%	Deadball		Rebounds		1		
3FG % 1st Half: 5-13		38.5%	2nd half: 5-10		50.0%	Game: 10-23		43.5%							
FT % 1st Half: 2-2		100.0	2nd half: 5-10		50.0%	Game: 7-12		58.3%							

**Clemson 43 • 10-6 (0-3 ACC)**

##	Player	Total		3-Ptr		Rebounds			PF	TP	A	TO	Blk	Stl	Min
		FG-FGA	FG-FGA	FT-FTA	Off Def Tot	PF	TP	A TO Blk Stl							
14	THOMAS, Elijah	f	4-10	0-0	0-2	3 9 12	3 8	0 4 1 1	31						
24	SKARA, David	f	3-8	1-2	2-2	1 5 6	2 9	0 1 0 1	38						
25	SIMMS, Aamir	f	1-8	0-5	0-0	0 2 2	1 2	1 0 1 1	29						
02	REED, Marcquise	g	3-14	0-5	8-11	2 6 8	1 14	1 0 0 2	32						
04	MITCHELL, Shelton	g	1-6	1-4	2-2	1 2 3	1 5	1 0 0 0	25						
00	TRAPP, Clyde		0-3	0-1	0-0	0 0 0	2 0	1 1 0 2	23						
09	TYSON, Hunter		0-2	0-1	0-0	0 0 0	1 0	1 0 0 0	4						
15	NEWMAN III, John		2-3	1-1	0-0	0 1 1	1 5	0 0 0 0	11						
35	WHITE, Javan		0-0	0-0	0-0	0 0 0	0 0	0 0 0 0	1						
55	JEMISON, Trey		0-0	0-0	0-0	0 0 0	2 0	0 0 0 0	6						
Team					1 3 4			1							
Totals			14-54	3-19	12-17	8 28 36	14 43	5 7 2 7	200						
FG % 1st Half: 5-21		23.8%	2nd half: 9-33		27.3%	Game: 14-54		25.9%	Deadball		Rebounds		1		
3FG % 1st Half: 1-6		16.7%	2nd half: 2-13		15.4%	Game: 3-19		15.8%							
FT % 1st Half: 10-12		83.3%	2nd half: 2-5		40.0%	Game: 12-17		70.6%							

Officials: Brian Dorsey, Lee Cassell, Tony Chiazza

Technical fouls: Virginia-None. Clemson-None.

Attendance: 9242

Virginia ranked No. 4 in AP Poll; No. 1 in USA Today

Score by periods	1st	2nd	Total
Virginia	27	36	63
Clemson	21	22	43

Last FG - VA 2nd-00:56, CU 2nd-00:11.

Largest lead - VA by 23 2nd-00:56, CU None.

VA led for 37:32. CU led for 00:00. Game was tied for 02:28.

Score tied - 0 times.

Lead changed - 0 times.

## Official Basketball Box Score -- Game Totals -- Final Statistics

**Virginia vs Boston College**

1/9/19 9:00 pm at Chestnut Hill, Mass. - Conte Forum

**Virginia 83 • 14-0; 2-0 ACC**

#	Player		Total		3-Ptr		Rebounds			PF	TP	A	TO	Blk	Stl	Min
			FG-FGA	FG-FGA	FT-FTA	Off	Def	Tot								
25	Mamadi Diakite	f	9-12	0-0	0-0	3	4	7	3	18	0	1	2	1	25	
33	Jack Salt	c	3-3	0-0	1-2	1	1	2	3	7	0	1	1	1	14	
05	Kyle Guy	g	4-9	2-6	0-0	0	8	8	1	10	5	1	1	2	35	
11	Ty Jerome	g	4-9	2-5	3-4	1	3	4	3	13	4	2	0	1	31	
12	De'Andre Hunter	g	6-11	2-3	4-7	2	4	6	0	18	2	1	0	0	35	
00	Kihei Clark		0-2	0-2	0-0	0	0	0	3	0	4	2	0	0	19	
01	Francesco Badocchi		0-0	0-0	0-0	0	0	0	0	0	0	0	0	0	3	
02	Braxton Key		4-5	0-1	1-1	0	9	9	0	9	2	0	2	0	27	
23	Kody Stattmann		1-1	1-1	0-0	0	1	1	0	3	0	0	0	0	2	
24	Marco Anthony		0-1	0-0	0-0	0	0	0	0	0	0	0	0	0	2	
30	Jay Huff		2-2	1-1	0-0	0	1	1	3	5	0	2	0	0	7	
	Team					1	2	3			1					
Totals			33-55	8-19	9-14	8	33	41	16	83	17	11	6	5	200	
FG % 1st Half: 18-32			56.3%	2nd half: 15-23	65.2%	Game: 33-55		60.0%	Deadball Rebounds 4							
3FG % 1st Half: 5-11			45.5%	2nd half: 3-8	37.5%	Game: 8-19		42.1%								
FT % 1st Half: 2-5			40.0%	2nd half: 7-8	77.8%	Game: 9-14		64.3%								



## Official Basketball Box Score -- Game Totals -- Final Statistics

## Virginia vs Duke

01/19/19 6:00 pm at Cameron Indoor Stadium (Durham, N.C.)



## Virginia 70 • 16-1,4-1

#	Player	Total		3-Ptr		Rebounds			PF	TP	A	TO	Blk	Stl	Min
		FG-FGA	FG-FGA	FG-FGA	FG-FGA	Off	Def	Tot							
25	Mamadi Diakite	f	1-5	0-2	0-0	0	1	1	4	2	0	0	1	0	17
33	Jack Salt	c	2-2	0-0	1-2	1	3	4	2	5	0	1	0	0	27
05	Kyle Guy	g	6-12	2-7	0-0	2	4	6	1	14	1	1	0	1	37
11	Ty Jerome	g	6-13	1-5	1-3	1	3	4	2	14	4	1	0	0	35
12	De'Andre Hunter	g	8-14	0-2	2-4	1	3	4	3	18	0	1	0	1	38
00	Kihei Clark		1-2	0-0	0-0	0	1	1	2	2	1	2	0	1	18
02	Braxton Key		2-3	0-1	7-8	1	5	6	4	11	2	1	1	1	21
30	Jay Huff		2-2	0-0	0-0	0	1	1	2	4	0	1	2	0	7
Team						1	2	3							
Totals			28-53	3-17	11-17	7	23	30	20	70	8	8	4	4	200

FG % 1st Half: 15-26 57.7% 2nd half: 13-27 48.1% Game: 28-53 52.8% Deadball Rebounds 2  
 3FG % 1st Half: 1-8 12.5% 2nd half: 2-9 22.2% Game: 3-17 17.6%  
 FT % 1st Half: 1-3 33.3% 2nd half: 10-14 71.4% Game: 11-17 64.7%

## Duke 72 • 15-2, 4-1

#	Player	Total		3-Ptr		Rebounds			PF	TP	A	TO	Blk	Stl	Min
		FG-FGA	FG-FGA	FG-FGA	FG-FGA	Off	Def	Tot							
01	Zion Williamson	f	10-16	0-1	7-14	3	6	9	2	27	1	3	1	2	38
02	Cam Reddish	f	3-12	1-6	2-4	1	7	8	4	9	1	4	0	2	37
05	RJ Barrett	f	11-19	1-6	7-11	0	5	5	0	30	3	1	0	0	40
41	Jack White	f	2-3	0-1	0-0	2	2	4	3	4	0	0	0	1	40
20	Marques Bolden	c	0-0	0-0	2-2	2	2	4	4	2	0	0	0	0	33
12	Javin DeLaurier		0-0	0-0	0-0	0	0	0	5	0	0	0	0	0	7
15	Alex O'Connell		0-1	0-0	0-0	0	0	0	0	0	1	0	0	0	5
Team						2	0	2							
Totals			26-51	2-14	18-31	10	22	32	18	72	6	8	1	5	200

FG % 1st Half: 14-32 43.8% 2nd half: 12-19 63.2% Game: 26-51 51.0% Deadball Rebounds 5  
 3FG % 1st Half: 2-10 20.0% 2nd half: 0-4 0.0% Game: 2-14 14.3%  
 FT % 1st Half: 7-9 77.8% 2nd half: 11-22 50.0% Game: 18-31 58.1%

Officials: Tim Clougherty, James Breeding, Jamie Luckie

Technical fouls: Virginia-None. Duke-None.

Attendance: 9314

Score by periods	1st	2nd	Total
Virginia	32	38	70
Duke	37	35	72

Points	In	Off	2nd	Fast
UVA	Paint	T/O	Chance	Break
46	5	8	8	17
DU	9	13	15	0

Last FG - UVA 2nd-00:00, DU 2nd-02:18.  
 Largest lead - UVA by 2 1st-19:13, DU by 8 2nd-00:44.  
 UVA led for 03:39. DU led for 33:23. Game was tied for 02:58.

Score tied - 7 times.  
 Lead changed - 15 times.

## Official Basketball Box Score -- Game Totals -- Final Statistics

## Virginia vs Notre Dame

01/26/19 1:00 pm at Notre Dame, IN (Purcell Pavilion)

## Virginia 82 • 18-1, 6-1 ACC

#	Player	Total		3-Ptr		Rebounds			PF	TP	A	TO	Blk	Stl	Min
		FG-FGA	FG-FGA	FG-FGA	FG-FGA	Off	Def	Tot							
25	Mamadi Diakite	f	4-6	1-1	1-2	2	5	7	0	10	0	1	4	0	21
33	Jack Salt	c	2-4	0-0	0-0	3	0	3	0	4	1	1	0	0	20
05	Kyle Guy	g	6-8	3-5	0-0	1	4	5	1	15	0	0	0	0	32
11	Ty Jerome	g	6-10	1-2	0-0	0	9	9	3	13	6	0	0	1	28
12	De'Andre Hunter	g	9-15	0-2	1-3	1	6	7	1	19	2	0	0	0	30
00	Kihei Clark		4-9	2-4	2-2	0	1	1	0	12	1	0	0	1	27
01	Francesco Badocchi		0-1	0-1	0-0	1	1	2	0	0	0	0	0	0	4
02	Braxton Key		2-6	0-0	0-0	1	5	6	2	4	1	0	0	0	17
10	Jayden Nixon		0-0	0-0	0-0	0	0	0	1	0	0	0	0	0	3
13	Grant Kersey		0-0	0-0	0-0	0	1	1	0	0	0	0	0	0	1
23	Kody Stattmann		1-2	1-1	0-0	0	0	0	0	3	0	0	0	0	3
24	Marco Anthony		0-1	0-0	0-0	0	1	1	0	0	0	0	0	0	4
30	Jay Huff		1-5	0-2	0-0	1	1	2	1	2	1	0	1	0	10
Team						1	0	1							
Totals			35-67	8-18	4-7	11	34	45	9	82	12	2	5	2	200

FG % 1st Half: 19-34 55.9% 2nd half: 16-33 48.5% Game: 35-67 52.2% Deadball Rebounds 1  
 3FG % 1st Half: 4-9 44.4% 2nd half: 4-9 44.4% Game: 8-18 44.4%  
 FT % 1st Half: 0-1 0.0% 2nd half: 4-6 66.7% Game: 4-7 57.1%

## Notre Dame 55 • 11-9, 1-6 ACC

#	Player	Total		3-Ptr		Rebounds			PF	TP	A	TO	Blk	Stl	Min
		FG-FGA	FG-FGA	FG-FGA	FG-FGA	Off	Def	Tot							
14	Nate Laszewski	f	1-6	1-6	0-1	0	3	3	2	3	0	1	1	0	19
33	John Mooney	f	6-15	3-4	0-0	2	8	10	0	15	0	2	0	1	32
05	D.J. Harvey	g	3-9	1-6	2-2	0	4	4	1	9	1	2	0	0	24
10	T.J. Gibbs	g	4-12	0-5	1-4	0	0	0	2	9	2	0	0	0	34
23	Dane Goodwin	g	3-7	2-2	0-0	2	2	4	0	8	0	0	1	0	35
03	Prentiss Hubb		3-7	1-4	0-1	0	1	1	3	7	5	1	1	0	35
13	Nikola Djogo		0-3	0-2	0-0	2	2	4	0	0	1	1	0	0	14
15	Chris Doherty		2-2	0-0	0-0	2	1	3	0	4	1	0	0	0	7
Team						2	2	4							
Totals			22-61	8-29	3-8	10	23	33	8	55	10	7	3	1	200

FG % 1st Half: 10-27 37.0% 2nd half: 12-34 35.3% Game: 22-61 36.1% Deadball Rebounds 0  
 3FG % 1st Half: 5-15 33.3% 2nd half: 3-14 21.4% Game: 8-29 27.6%  
 FT % 1st Half: 0-2 0.0% 2nd half: 3-6 50.0% Game: 3-8 37.5%

Officials: Technical fouls: Virginia-None. Notre Dame-None.  
 Attendance: 9149

Score by periods	1st	2nd	Total
Virginia	42	40	82
Notre Dame	25	30	55

## Official Basketball Box Score - Final

## Wake Forest vs Virginia

01/22/19 John Paul Jones Arena, Charlottesville, Va.

Game Time: 9:00 PM

Game Duration: 1:48

## Wake Forest - 45 • 8-10 (1-5)

#	Player	Total		3-Ptr		Rebounds			PF	TP	A	TO	Blk	Stl	Min
		FG-FGA	FG-FGA	FG-FGA	FG-FGA	Off	Def	Tot							
10	Jaylen Hoard	F	3-12	0-3	0-0	1	5	6	0	6	1	1	1	1	34:27
30	Olivier Sarr	C	5-9	1-3	0-0	5	3	8	3	11	0	0	0	0	29:06
0	Brandon Childress	G	4-12	3-9	1-2	2	4	6	3	12	3	4	0	0	31:41
2	Sharone Wright, Jr.	G	3-5	2-3	0-0	1	3	4	1	8	0	0	0	3	25:33
23	Chaundee Brown	G	0-5	0-4	0-0	0	1	1	3	0	1	2	0	0	18:00
4	Torry Johnson		0-1	0-0	2-3	0	3	3	1	2	4	3	0	0	16:52
1	Isaiah Mucius		1-5	0-1	0-0	0	2	2	3	2	1	0	0	0	19:10
20	Michael Wynn		0-3	0-1	2-2	1	0	1	1	2	0	0	1	0	12:19
34	Sunday Okeke		0-2	0-0	0-0	0	2	2	2	0	0	0	1	1	08:43
41	Aaron Spivey		1-1	0-0	0-0	0	0	0	0	2	0	0	0	0	01:55
31	Blake Buchanan		0-0	0-0	0-0	0	0	0	0	0	0	0	0	0	01:07
40	Anthony Bilas		0-0	0-0	0-0	0	0	0	1	0	0	0	0	0	01:07
Team						0	4	4							
Totals			17-55	6-24	5-7	10	27	37	19	45	10	11	3	5	200:00

FG % 1st: 9-28 32.1% 2nd: 8-27 29.6% Game: 17-55 30.9% Deadball Rebounds 0,0  
 3PT % 1st: 5-14 35.7% 2nd: 1-10 10.0% Game: 6-24 25.0%  
 FT % 1st: 0-0 0.0% 2nd: 5-7 71.4% Game: 5-7 71.4%

## Virginia - 68 • 17-1 (5-1)

##	Player		Total	3-Ptr	FT-FTA	Rebounds			PF	TP	A	TO	Blk	Stl	Min
			FG-FA	FG-FA		Off	Def	Tot							
25	Mamadi Diakite	F	4-9	0-0	3-3	6	1	7	3	11	0	2	1	1	22:09
33	Jack Salt	C	3-5	0-0	1-2	2	6	8	2	7	0	1	1	1	19:51
5	Kyle Guy	G	3-10	3-7	3-4	0	4	4	0	12	3	2	0	2	29:23
11	Ty Jerome	G	4-13	2-5	0-0	0	3	3	2	10	5	0	0	1	33:51
12	De'Andre Hunter	G	3-5	1-1	4-5	2	5	7	1	11	5	0	1	0	31:23
0	Kihei Clark		0-2	0-2	0-0	0	0	0	4	0	1	0	0	0	16:49
2	Braxton Key		1-5	0-3	2-2	1	6	7	0	4	1	0	1	1	22:11
30	Jay Huff		4-6	1-1	3-3	0	2	2	2	12	0	0	2	0	13:06
1	Francesco Badocchi		0-0	0-0	0-0	0	0	0	0	0	0	0	0	0	03:01
24	Marco Anthony		0-0	0-0	1-2	0	0	0	0	1	0	1	0	0	03:01
23	Kody Stattmann		0-1	0-1	0-0	0	0	0	0	0	0	0	0	0	01:50
10	Jayden Nixon		0-0	0-0	0-0	0	0	0	1	0	0	0	0	0	01:40
45	Austin Katsira		0-1	0-1	0-0	1	0	1	0	0	0	0	0	0	01:40
Team						0	2	2							



Official Basketball Box Score - Final  
Miami (FL) vs Virginia  
02/02/19

Game Time: 2:00 PM  
Game Duration: 1:47

Miami (FL) - 46 • 9-12

##	Player		Total	3-Ptr	FT-FTA	Rebounds			PF	TP	A	TO	Blk	Stl	Min	
			FG-FGA	FG-FGA		Off	Def	Tot								
15	Ebuka Izundu	C	4-7	0-0	0-2	3	8	11	4	8	0	1	0	1	34:17	
0	Chris Lykes	G	5-13	2-7	4-7	1	3	4	3	16	1	0	0	1	35:02	
1	DJ Vasiljevic	G	0-3	0-3	0-0	0	2	2	0	0	0	1	0	1	16:05	
3	Anthony Lawrence	G	0-7	0-5	2-2	0	0	0	1	2	3	1	0	1	34:38	
5	Zach Johnson	G	4-10	1-2	1-2	0	3	3	3	10	2	2	1	1	38:20	
21	Sam Waardenburg		4-9	1-3	1-2	1	2	3	3	10	0	1	1	1	35:57	
13	Anthony Mack		0-1	0-1	0-0	0	0	0	0	0	0	1	0	0	05:41	
Team						0	1	1								
Totals			17-50	4-21	8-15	5	19	24	14	46	6	7	2	6	200:00	
FG %			1st: 7-25	28.0%	2nd: 10-25	40.0%	Game: 17-50		34.0%							
3PT %			1st: 3-12	25.0%	2nd: 1-9	11.1%	Game: 4-21		19.0%							
FT %			1st: 4-7	57.1%	2nd: 4-8	50.0%	Game: 8-15		53.3%							
DeadBall Rebounds 5, 0																

Virginia - 56 • 20-1

		Total	3-Ptr	FT-FTA	Rebounds			PF	TP	A	TO	Blk	Stl	Min	
##	Player	FG-FA	FG-FA		Off	Def	Tot								
25	Mamadi Diakite	F	4-7	0-0	3-4	5	1	6	4	11	0	2	3	0	30:32
33	Jack Salt	C	3-5	0-0	1-1	2	7	9	1	7	0	1	0	0	17:46
0	Kihe Clark	G	3-5	2-3	1-3	0	5	5	1	9	6	6	0	0	36:36
5	Kyle Guy	G	4-15	2-8	0-0	0	4	4	1	10	3	0	0	1	37:57
12	De'Andre Hunter	G	6-13	1-2	1-2	1	5	6	2	14	2	2	1	2	39:21
2	Braxton Key		2-5	1-3	0-0	1	7	8	1	5	4	2	2	2	26:48
30	Jay Huff		0-2	0-1	0-0	1	1	2	0	0	1	1	0	0	09:40
24	Marco Anthony		0-0	0-0	0-0	0	0	0	0	0	0	0	0	0	01:20
Team						2	0	2							
Totals			22-52	6-17	6-10	12	30	42	10	56	16	14	6	5	200:00
FG %		1st: 11-28	39.3%	2nd: 11-24	45.8%	Game: 22-52		42.3%							
3PT %		1st: 3-9	33.3%	2nd: 3-8	37.5%	Game: 6-17		35.3%							
FT %		1st: 3-4	75.0%	2nd: 3-6	50.0%	Game: 6-10		60.0%							
		DeadBall Rebounds 3, 0													

Officials: Mike Roberts, Jeff Clark, Lamar Simpson  
Technical fouls: Miami (FL) - NONE Virginia - NONE  
Attendance: 13978

Score by periods	1st	2nd	Total
Miami (FL)	21	25	46
Virginia	28	28	56

Last FG - MIA 2nd-0:28, UVA 2nd - 1:19.  
Largest lead - MIA by 2 1st - 11:08, UVA by 13 2nd - 2:37  
MIA led for 1:12, UVA led for 34:43. Game was tied for 03:13

Score tied - 3 times.  
Lead changed - 2 times.



Official Basketball Box Score -- Game Totals -- Final Statistics  
Virginia vs North Carolina  
02/11/19 7:00 PM at Smith Center



Virginia 69 • 21-2, 9-2 ACC

#	Player		Total		3-Ptr	Rebounds			PF	TP	A	TO	Blk	Stl	Min
			FG-FGA	FG-FGA	FT-FTA	Off	Def	Tot							
33	Jack Salt	c	1-1	0-0	0-0	2	1	3	2	2	0	0	0	0	10
00	Kihe Clark	g	1-4	1-2	0-0	0	2	2	0	3	2	1	0	3	27
05	Kyle Guy	g	7-13	5-9	1-3	0	2	2	2	20	1	1	0	0	36
11	Ty Jerome	g	5-9	2-3	3-5	0	4	4	3	15	11	2	0	0	37
12	De'Andre Hunter	g	7-10	3-3	3-4	0	5	5	1	20	2	1	1	1	37
02	Braxton Key		0-2	0-2	1-3	1	5	6	3	1	0	1	1	0	22
25	Mamadi Diakite		2-3	0-0	2-2	0	2	2	0	6	0	1	4	0	23
30	Jay Huff		1-3	0-1	0-1	0	2	2	0	2	0	1	0	1	8
Team						0	1	1							
Totals			24-45	11-20	10-18	3	24	27	11	69	16	10	6	5	200
FG % 1st Half: 13-23			56.5%	2nd half: 11-22	50.0%	Game: 24-45		53.3%	Deadball Rebounds						
3FG % 1st Half: 6-9			66.7%	2nd half: 5-11	45.5%	Game: 11-20		55.0%	3,1						
FT % 1st Half: 4-6			66.7%	2nd half: 6-12	50.0%	Game: 10-18		55.6%							

North Carolina 61 • 19-5, 9-2 ACC

#	Player		Total		3-Ptr	Rebounds			PF	TP	A	TO	Blk	Stl	Min
			FG-FGA	FG-FGA		FT-FTA	Off	Def							
15	Brooks, Garrison	f	5-8	0-0	2-2	5	3	8	3	12	3	1	0	1	32
32	Maye, Luke	f	2-10	0-3	0-0	3	8	11	2	4	2	1	0	0	36
02	White, Coby	g	6-19	3-11	2-2	1	2	3	3	17	2	3	0	0	37
13	Johnson, Cameron	g	6-14	2-7	2-3	4	3	7	1	16	3	0	0	0	31
24	Williams, Kenny	g	3-10	3-7	0-0	0	4	4	3	9	5	0	2	1	38
00	Woods, Seventh		0-0	0-0	0-0	0	1	1	0	0	0	2	0	0	3
03	Platek, Andrew		0-0	0-0	0-0	0	0	0	0	1	0	1	0	0	3
04	Robinson, Brandon		1-3	1-2	0-0	2	1	3	0	3	1	0	1	0	18
05	Little, Nassir		0-1	0-0	0-0	0	0	0	1	0	0	0	0	0	2
Team						1	0	1							
Totals			23-65	9-30	6-7	16	22	38	14	61	17	8	3	2	200
FG % 1st Half: 11-31			35.5%	2nd half: 12-34	35.3%	Game: 23-65		35.4%	Deadball Rebounds 2,1						
3FG % 1st Half: 6-15			40.0%	2nd half: 3-15	20.0%	Game: 9-30		30.0%							
FT % 1st Half: 1-2			50.0%	2nd half: 5-5	100.0	Game: 6-7		85.7%							

Officials: Jeff Anderson, Doug Shows, James Breeding  
Technical fouls: Virginia-None. North Carolina-None.  
Attendance: 21386  
Attendance based on tickets distributed

Score by periods	1st	2nd	Total
Virginia	36	33	69
North Carolina	29	32	61

Last FG - VA 2nd-01:10, NC 2nd-01:35.  
Largest lead - VA by 9 1st-04:41, NC by 7 2nd-08:58.  
VA led for 25:03. NC led for 11:55. Game was tied for 03:01.

Score tied - 4 times.  
Lead changed - 6 times.

Official Basketball Box Score - Final  
Duke vs Virginia  
02/09/19

Game Time: 6:00 PM  
Game Duration: 1:59

Duke - 81 • 21-2

##	Player		Total		3-Ptr	FT-FTA	Rebounds			PF	TP	A	TO	Blk	Stl	Min
			FG-FGA	FG-FGA			Off	Def	Tot							
1	Zion Williamson	F	6-8	1-1	5-7	2	3	5	0	18	5	5	3	3		35:35
2	Cam Reddish	F	6-10	5-8	0-0	0	2	2	3	17	3	0	2	3		36:27
5	RJ Barrett	F	8-15	6-10	4-7	2	5	7	2	26	3	5	0	1		40:00
20	Marques Bolden	C	1-3	0-0	3-5	1	2	3	2	5	0	2	0	1		23:58
3	Tre Jones	G	4-8	1-2	4-4	2	4	6	0	13	7	3	0	2		40:00
12	Javin DeLaurier		0-0	0-0	0-0	0	0	0	1	0	0	0	0	2		11:20
41	Jack White		1-1	0-0	0-0	0	1	1	1	2	0	0	0	0		12:40
Team						1	0	1								
Totals			26-45	13-21	16-23	8	17	25	9	81	18	15	5	12		200:00
FG %			1st: 13-22	59.1%	2nd: 13-23	56.5%	Game: 26-45		57.8%							
3PT %			1st: 8-11	72.7%	2nd: 5-10	50.0%	Game: 13-21		61.9%							
FT %			1st: 5-5	100.0%	2nd: 11-18	61.1%	Game: 16-23		69.6%							
																DeadBall Rebounds 2.2



## Official Basketball Box Score -- Game Totals -- Final Statistics

**Virginia vs Virginia Tech**  
**02/18/19 7:00 pm at**

**Virginia 64 • 23-2**

##	Player		Total		3-Ptr	FT-FTA	Rebounds			PF	TP	A	TO	Blk	Stl	Min
			FG	FGA			Off	Def	Tot							
33	Jack Salt	c	0-0	0-0	1-2	0	1	1	4	1	0	0	0	0	0	13
00	Kihe Clark	g	0-3	0-2	0-0	1	1	2	0	0	2	1	0	0	0	22
05	Kyle Guy	g	8-15	6-13	1-2	1	6	7	0	23	3	4	0	2	3	37
11	Ty Jerome	g	6-10	3-6	1-1	0	3	3	2	16	6	2	0	1	3	39
12	De'Andre Hunter	g	4-9	0-1	2-3	2	2	4	2	10	0	1	1	1	2	26
02	Braxton Key		2-5	2-4	0-0	0	3	3	6	2	2	1	0	0	28	
25	Mamadi Diakite		3-8	0-1	2-4	2	4	6	3	8	1	2	2	1	30	
30	Jay Huff		0-0	0-0	0-0	0	1	1	1	0	0	1	0	0	5	
Team						4	0	4								
Totals			23-50	11-27	7-12	10	21	31	15	64	14	13	4	5	200	

FG % 1st Half: 12-26 46.2% 2nd half: 11-24 45.8% Game: 23-50 46.0% DeadBall Rebounds 5,2  
 3FG % 1st Half: 5-14 35.7% 2nd half: 6-13 46.2% Game: 11-27 40.7%  
 FT % 1st Half: 3-5 60.0% 2nd half: 4-7 57.1% Game: 7-12 58.3%

**Virginia Tech 58 • 20-6**

##	Player		Total		3-Ptr	FT-FTA	Rebounds			PF	TP	A	TO	Blk	Stl	Min
			FG	FGA			Off	Def	Tot							
24	Kerry Blackshear	f	10-14	1-4	2-3	5	8	13	2	23	0	3	0	2	40	
42	Ty Outlaw	f	1-7	1-6	0-0	5	0	5	3	3	0	1	1	0	40	
03	Wabissa Bede	g	0-4	0-3	0-0	0	1	1	3	0	3	0	0	0	19	
04	Nickeil Alexander-Wa	g	4-14	0-6	3-6	1	0	1	1	11	4	2	1	3	40	
13	Ahmed Hill	g	6-17	1-9	3-3	0	5	5	1	16	2	2	0	3	40	
01	Isaiah Wilkins		1-1	0-0	0-0	0	0	0	0	2	0	0	0	1	7	
10	Jonathan Kabongo		1-1	0-0	1-1	0	1	1	1	3	0	0	0	0	9	
14	P.J. Horne		0-0	0-0	0-0	0	0	0	1	0	0	0	0	0	5	
Team						2	0	2								
Totals			23-58	3-28	9-13	13	15	28	12	58	9	8	2	9	200	

FG % 1st Half: 13-28 46.4% 2nd half: 10-30 33.3% Game: 23-58 39.7% DeadBall Rebounds 3,2  
 3FG % 1st Half: 2-13 15.4% 2nd half: 1-15 6.7% Game: 3-28 10.7%  
 FT % 1st Half: 1-2 50.0% 2nd half: 8-11 72.7% Game: 9-13 69.2%

Officials: Doug Sermons, Mike Stephens, Bert Smith  
 Technical fouls: Virginia-None. Virginia Tech-None.  
 Attendance: 9275

2018-19 Men's Basketball. Round: 0. Virginia vs Virginia Tech. Played at .

Score by periods	1st	2nd	Total
Virginia	32	32	64
Virginia Tech	29	29	58

Points	In	Off	2nd	Fast	Bench
VA	16	6	13	4	14
VT	38	13	18	8	5

Last FG - VA 2nd-00:57, VT 2nd-00:03.  
 Largest lead - VA by 13 2nd-05:51, VT by 3 1st-18:09.  
 VA led for 27:50. VT led for 05:40. Game was tied for 06:30.

Score tied - 8 times.  
 Lead changed - 1 time.

**Georgia Tech vs Virginia**  
 02/27/19 John Paul Jones Arena, Charlottesville, Va.

 Game Time: 7:00 PM  
 Game Duration: 1:46

**Georgia Tech • 51 • 12-17 (4-12)**

##	Player		Total		3-Ptr	FT-FTA	Rebounds			PF	TP	A	TO	Blk	Stl	Min
			FG	FGA			Off	Def	Tot							
5	Moses Wright	F	3-7	0-1	0-2	2	5	7	2	6	1	2	1	2	28:00	
35	Kristian Sjolund	F	2-5	1-2	0-0	1	2	3	1	5	0	1	0	1	17:54	
1	James Banks III	C	4-9	0-0	3-3	1	6	7	1	11	0	0	0	0	30:00	
0	Michael Devoe	G	4-8	2-6	0-0	0	0	0	0	10	1	2	1	0	32:04	
10	Jose Alvarado	G	5-11	2-4	0-0	0	0	0	3	12	4	0	0	1	36:18	
34	Abdoulaye Gueye		3-6	0-0	0-0	1	0	1	2	6	0	1	0	0	08:40	
2	Shembari Phillips		0-3	0-2	0-0	0	1	1	1	0	0	0	0	0	11:18	
4	Brandon Alston		0-2	0-1	0-0	0	0	0	1	0	0	1	0	0	06:42	
13	Curtis Haywood II		0-2	0-1	0-0	0	0	0	1	0	1	0	0	0	12:08	
12	Khalid Moore		0-1	0-0	0-0	0	0	0	1	0	0	0	0	0	10:33	
3	Evan Cole		0-2	0-0	1-2	0	1	1	0	1	0	0	1	0	06:23	
Team						1	0	1								
Totals			21-56	5-17	4-7	6	15	21	13	51	7	7	3	4	200:00	

FG % 1st: 9-29 31.0% 2nd: 12-27 44.4% Game: 21-56 37.5% DeadBall Rebounds 1,0  
 3PT % 1st: 1-7 14.3% 2nd: 4-10 40.0% Game: 5-17 29.4%  
 FT % 1st: 3-5 60.0% 2nd: 1-2 50.0% Game: 4-7 57.1%

**Virginia • 81 • 25-2 (13-2)**

##	Player		Total		3-Ptr	FT-FTA	Rebounds			PF	TP	A	TO	Blk	Stl	Min
			FG	FGA			Off	Def	Tot							
25	Mamadi Diakite	F	3-6	0-0	1-2	2	6	8	1	7	1	0	0	3	0	22:35
00	Kihe Clark	G	3-3	2-2	0-0	0	3	3	2	8	6	0	0	0	2	26:03
5	Kyle Guy	G	3-9	3-6	2-2	0	2	2	0	11	1	1	0	1	31:07	
11	Ty Jerome	G	8-13	1-2	2-4	1	4	5	0	19	4	1	0	0	26:09	
12	De'Andre Hunter	G	6-10	1-4	5-5	1	3	4	2	18	3	2	0	0	28:45	
2	Braxton Key		2-5	2-3	2-4	2	4	6	0	8	1	2	0	2	21:36	
33	Jack Salt		0-0	0-0	0-0	0	1	1	2	0	0	0	1	0	11:48	
30	Jay Huff		4-5	0-0	0-0	2	2	4	2	8	0	1	1	0	17:11	
13	Kody Stattmann		0-0	0-0	0-0	0	1	1	0	0	0	0	0	0	05:31	
1	Francesco Badocchi		0-0	0-0	0-0	0	1	1	0	0	0	0	0	0	03:33	
24	Marco Anthony		1-3	0-0	0-0	0	2	2	0	2	1	0	0	0	03:33	
10	Jayden Nixon		0-0	0-0	0-0	0	0	0	0	0	0	0	0	0	02:09	
Team						3	1	4								
Totals			30-54	9-17	12-17	11	30	41	9	81	17	8	5	3	200:00	

FG % 1st: 16-30 53.3% 2nd: 14-24 58.3% Game: 30-54 55.6% DeadBall Rebounds 3,1  
 3PT % 1st: 6-11 54.5% 2nd: 3-6 50.0% Game: 9-17 52.9%  
 FT % 1st: 3-3 100.0% 2nd: 9-14 64.3% Game: 12-17 70.6%

Officials: Bill Covington, Jr., Jeff Clark, Doug Shows  
 Technical fouls: Georgia Tech - NONE Virginia - NONE  
 Attendance: 14094

Score by periods	1st	2nd	Total
Georgia Tech	22	29	51
Virginia	41	40	81

Points	In	Off	2nd	Fast	Bench
GA	26	9	2	4	7
UVA	42	15	12	3	18

Last FG - GaT 2nd-3:15, UVA 2nd-1:07.  
 Largest lead - GaT by 4 1st-14:56, UVA by 30 2nd-1:07  
 GaT led for 3:29, UVA led for 36:12. Game was tied for 00:19

Score tied - 1 time.  
 Lead changed - 6 times.

 Official Basketball Box Score - Final  
**Virginia vs Louisville**  
 02/23/19 KYC Yum! Center, Louisville, KY

 Game Time: 12:06 PM  
 Game Duration: 1:43

**Virginia • 64 • 24-2 (12-2)**

##	Player		Total		3-Ptr	FT-FTA	Rebounds			PF	TP	A	TO	Blk	Stl	Min
			FG	FGA			Off	Def	Tot							
33	Jack Salt	C	0-1	0-0	0-0	0	1	1	1	0	0	0	0	0	0	04:48
2	Braxton Key	G	0-2	0-0	0-0	0	1	1	1	0	0	0	0	1	0	09:35
5	Kihei Clark	G	2-8	0-5	4-4	0	8	8	2	8	3	1	0	0	0	40:00
11	Ty Jerome	G	2-12	0-6	0-0	1	3	4	3	4	5	1	0	0	0	38:21
12	De'Andre Hunter	G	9-11	2-2	6-6	0	4	4	2	26	0	1	1	2	2	27:26
25	Mamadi Diakite		7-10	0-0	0-0	1	4	5	2	14	0	1	3	0	3	31:33
0	Kihei Clark		0-4	0-2	0-0	2	3	5	0	0	4	0	0	0	0	30:56
30	Jay Huff		6-8	0-2	0-0	2	5	7	1	12	0	0	2	0	0	17:21
Team						2	2	4								
Totals			26-56	2-17	10-10	8	31	39	12	64	12	5	7	2	200:00	

FG % 1st: 13-34 38.2% 2nd: 13-22 59.1% Game: 26-56 46.4% DeadBall Rebounds 0,0  
 3PT % 1st: 0-11 0.0% 2nd: 2-6 33.3% Game: 2-17 11.8%  
 FT % 1st: 1-1 100.0% 2nd: 9-9 100.0% Game: 10-10 100.0%

**Louisville • 52 • 18-10 (9-6)**

##	Player		Total	3-Ptr	FT-FTA	Rebounds			PF	TP	A	TO	Blk	Stl	Min
			FG-FGA	FG-FGA		Off	Def	Tot							
5	Malik Williams	F	1-6	0-3	1-2	2	5	7	1	3	0	1	1	0	21:46
24	Dwayne Sutton	F	2-8	2-6	2-2	3	8	11	1	8	2	0	1	1	40:00
33	Jordan Nwora	F	5-16	4-10	3-4	0	4	4	4	17	0	1	0	0	40:00
1	Christen Cunningham	G	4-7	1-3	0-0	0	1	1	1	9	6	1	0	1	38:34
4	Khwan Fore	G	0-1	0-0	0-0	0	1	1	1	0	2	1	0	0	15:16
23	Steven Enoch		1-10	1-4	0-0	0	2	2	1	3	0	1	0	0	18:14
30	Ryan McMahon		4-7	4-7	0-0	0	0	0	1	12	0	0	1	0	24:44
2	Darius Perry		0-0	0-0	0-0	0	0	0	2	0	0	0	0	0	01:26
Team						2	0	2				0			
Totals			17-55	12-33	6-8	7	21	28	13	52	10	5	3	2	200:00

**Official Basketball Box Score -- Game Totals -- Final Statistics**  
**Virginia vs Syracuse**  
**3/4/19 7:01 p.m. at Carrier Dome, Syracuse, N.Y.**

**Virginia 79 • (27-2) (15-2)**

#	Player		Total		3-Ptr	FT-FTA	Rebounds			PF	TP	A	TO	Blk	Stl	Min
			FG-FGA	FG-FGA			Off	Def	Tot							
11	Ty Jerome	f	5-9	5-6	1-2	0 3 3	2	16	14	2	0	4	35			
12	De'Andre Hunter	f	7-13	5-7	2-3	2 4 6	0	21	4	4	3	0	36			
33	Jack Salt	c	0-1	0-0	0-2	0 2 2	3	0	0	0	0	1	13			
00	Kihei Clark	g	0-1	0-1	0-0	0 1 1	0	0	0	0	0	0	16			
05	Kyle Guy	g	8-10	8-10	1-2	1 6 7	1	25	2	1	0	1	37			
02	Braxton Key	g	1-2	0-0	0-0	0 0 0	3	2	0	1	0	0	6			
10	Jayden Nixon	g	1-1	0-0	0-0	1 0 1	0	2	0	0	1	0	3			
13	Grant Kersey	g	0-0	0-0	0-0	0 0 0	0	0	0	0	0	0	1			
23	Kody Stattmann	g	0-1	0-1	0-0	0 1 1	1	0	0	1	0	0	3			
24	Marco Anthony	g	0-1	0-0	0-0	0 0 0	1	0	0	1	0	0	3			
25	Mamadi Diakite	g	4-9	0-0	1-2	1 4 5	1	9	1	0	4	0	26			
30	Jay Huff	g	2-3	0-0	0-0	1 4 5	4	4	0	1	0	1	18			
45	Austin Katstra	g	0-0	0-0	0-0	0 1 1	1	0	0	0	0	0	3			
Team						1 2 3										
Totals			28-51	18-25	5-11	7 28 35	16	79	21	11	8	7	200			
FG % 1st Half: 10-22 45.5%			2nd half: 18-29 62.1%			Game: 28-51 54.9%			Deadball Rebounds 3							
3FG % 1st Half: 8-12 66.7%			2nd half: 10-13 76.9%			Game: 18-25 72.0%										
FT % 1st Half: 4-7 57.1%			2nd half: 1-4 25.0%			Game: 5-11 45.5%										

**Syracuse 53 • (19-11) (10-7)**

#	Player		Total		3-Ptr	FT-FTA	Rebounds			PF	TP	A	TO	Blk	Stl	Min
			FG-FGA	FG-FGA			Off	Def	Tot							
11	Oshae Brissett	f	2-8	0-2	2-2	2 6 8	2	6	2	1	1	1	25			
33	Elijah Hughes	f	3-6	2-5	3-3	0 1 1	3	11	0	0	0	3	26			
13	Paschal Chukwu	c	3-4	0-0	2-4	7 1 8	4	8	0	1	2	2	35			
23	Frank Howard	g	2-6	2-3	0-0	0 1 1	0	6	1	3	0	0	22			
25	Tyus Battle	g	5-19	1-5	0-1	1 4 5	2	11	3	0	0	0	34			
00	Adrian Autry	g	0-0	0-0	0-1	0 0 0	0	0	0	1	0	1	1			
04	Antonio Balandi	g	0-0	0-0	0-0	0 0 0	0	0	0	0	0	0	1			
12	Brendan Paul	g	0-0	0-0	0-0	0 0 0	0	0	0	0	0	0	1			
20	Robert Braswell	g	0-0	0-0	0-0	0 0 0	0	0	0	0	0	0	2			
21	Marek Dolezal	g	0-3	0-2	0-0	1 4 5	0	0	1	2	1	2	27			
32	Ray Featherston	g	0-0	0-0	0-0	0 0 0	0	0	0	0	0	0	1			
35	Buddy Boeheim	g	4-11	3-8	0-0	0 2 2	2	11	1	1	0	0	23			
54	Ky Feldman	g	0-0	0-0	0-0	0 0 0	0	0	0	0	0	0	2			
Team						3 0 3										
Totals			19-57	8-25	7-11	14 19 33	13	53	8	10	4	9	200			
FG % 1st Half: 12-31 38.7%			2nd half: 7-26 26.9%			Game: 19-57 33.3%			Deadball Rebounds 0							
3FG % 1st Half: 5-13 38.5%			2nd half: 3-12 25.0%			Game: 8-25 32.0%										
FT % 1st Half: 5-6 83.3%			2nd half: 2-5 40.0%			Game: 7-11 63.6%										

Officials: James Breeding, Jeff Anderson, Ron Groover  
 Technical fouls: Virginia-None, Syracuse-None.  
 Attendance: 29052

Score by periods	1st	2nd	Total
Virginia	32	47	79
Syracuse	34	19	53

Last FG - VA 2nd-00:44, SYR 2nd-01:45.  
 Largest lead - VA by 28 2nd-02:44, SYR by 6 1st-03:55.  
 VA led for 22:55, SYR led for 13:51. Game was tied for 03:14.

**Official Basketball Box Score -- Game Totals -- Final Statistics**  
**NC State vs Virginia**  
**03/14/19 12:00 pm at**

**NC State 56 • 22-11**

#	Player		Total		3-Ptr	FT-FTA	Rebounds			PF	TP	A	TO	Blk	Stl	Min
			FG-FGA	FG-FGA			Off	Def	Tot							
33	WALKER, Wyatt	c	1-2	0-0	0-0	0 2 2	3	2	0	0	1	0	10			
02	DORN, Torin	g	3-9	0-1	1-4	1 6 7	1	7	1	0	0	1	27			
10	BEVERLY, Braxton	g	2-8	0-5	3-3	0 1 1	2	7	0	0	0	0	22			
11	JOHNSON, Markell	g	4-9	2-5	3-4	2 2 4	1	13	1	2	0	1	35			
13	BRYCE, CJ	g	2-3	0-1	3-5	1 1 2	3	7	2	3	0	0	19			
00	FUNDERBURK, DJ	g	4-6	0-1	4-5	1 2 3	3	12	0	3	1	0	30			
04	HELLEMS, Jericole	g	1-5	0-2	0-0	2 1 3	2	2	0	0	0	1	13			
24	DANIELS, Devon	g	2-6	1-4	1-4	0 1 1	1	6	2	0	1	0	31			
55	HARRIS, Blake	g	0-1	0-1	0-0	0 1 1	2	0	0	1	0	0	13			
Team						1 4 5										
Totals			19-49	3-20	15-25	8 21 29	18	56	6	9	3	3	200			
FG % 1st Half: 11-28 39.3%			2nd half: 8-21 38.1%			Game: 19-49 38.8%			Deadball Rebounds 4							
3FG % 1st Half: 0-8 0.0%			2nd half: 3-12 25.0%			Game: 3-20 15.0%										
FT % 1st Half: 7-9 77.8%			2nd half: 8-16 50.0%			Game: 15-25 60.0%										

**Virginia 76 • 29-2**

#	Player		Total		3-Ptr	FT-FTA	Rebounds			PF	TP	A	TO	Blk	Stl	Min
			FG-FGA	FG-FGA			Off	Def	Tot							
33	Jack Salt	c	7-8	0-0	4-5	3 3 6	3	18	0	1	1	0	27			
00	Kihei Clark	g	1-3	0-1	0-0	1 3 4	3	2	3	1	0	1	25			
05	Kyle Guy	g	10-13	7-9	2-3	0 4 4	0	29	3	0	0	1	38			
11	Ty Jerome	g	1-11	0-6	0-0	0 5 5	3	2	10	2	0	4	35			
12	De'Andre Hunter	g	3-7	2-3	8-10	0 3 3	1	16	2	3	0	0	34			
01	Francesco Badocchi	g	0-0	0-0	1-2	0 0 0	0	1	0	0	0	0	2			
02	Braxton Key	g	0-1	0-0	1-2	1 6 7	3	1	0	0	0	0	20			
23	Kody Stattmann	g	1-1	0-0	0-0	0 0 0	0	2	0	0	0	0	2			
24	Marco Anthony	g	0-0	0-0	0-0	0 0 0	1	0	0	0	0	0	2			
25	Mamadi Diakite	g	1-2	0-0	0-0	0 0 0	3	2	0	0	0	1	7			
30	Jay Huff	g	1-2	1-2	0-0	0 0 0	2	3	0	0	0	0	8			
Team						0 4 4										
Totals			25-48	10-21	16-22	5 28 33	19	76	18	9	1	7	200			
FG % 1st Half: 10-24 41.7%			2nd half: 15-24 62.5%			Game: 25-48 52.1%			Deadball Rebounds 3							
3FG % 1st Half: 4-11 36.4%			2nd half: 6-10 60.0%			Game: 10-21 47.6%										
FT % 1st Half: 3-6 50.0%			2nd half: 13-16 81.3%			Game: 16-22 72.7%										

Officials: AJ Desai, Bert Smith, Jamie Luckie  
 Technical fouls: NC State-None, Virginia-None.  
 Attendance: 19691  
 2018-19 Men's Basketball. Round: 0. NC State vs Virginia. Played at .

Score by periods	1st	2nd	Total
NC State	29	27	56
Virginia	27	49	76

Last FG - ST 2nd-00:09, VA 2nd-01:23.  
 Largest lead - ST by 6 1st-08:22, VA by 24 2nd-02:01.  
 ST led for 15:41, VA led for 21:43. Game was tied for 02:36.

Score tied - 2 times.  
 Lead changed - 5 times.

**Official Basketball Box Score - Final**  
**Louisville vs Virginia**  
 03/09/19

Game Time: 8:00 PM  
 Game Duration: 2:00

**Louisville • 68 • 19-12**

#	Player		Total		3-Ptr	FT-FTA	Rebounds			PF	TP	A	TO	Blk
---	--------	--	-------	--	-------	--------	----------	--	--	----	----	---	----	-----



OFFICIAL NCAA BASKETBALL BOX SCORE Date March 13, 1976 Site Charlotte, NC

VISITING TEAM (Last Name, First)		FIELD GOALS		FREE THROWS		Re-bounds	Pers. Fouls	TOTAL POINTS	Ass'ts	Turn-overs	Bl'nd Shots	Steals	Mins. Played
No.	De Paul	Made	Att'd	Made	Att'd								
11	Nonwood, Ron	11	15	6	7	2	3	28	2	5	2	0	40
12	Rosen, Randy	0	1	2	2	1	3	2	0	1	0	0	20:00
13	Watkins, Curtis	3	4	4	6	8	2	10	1	0	1	0	37:00
14	Pancratz, Andy	3	5	1	2	3	1	7	0	1	2	0	12:30
15	Caroline, Dave	4	10	6	6	4	5	14	1	4	2	0	32:01
16	Pensotto, Joe	3	9	0	1	12	2	6	3	4	1	1	36:20
17	Carland, Gary	1	2	0	0	1	0	2	0	1	0	0	9:00
2	Hok, Randy	0	0	0	0	0	0	0	0	0	0	0	0:55
TEAM REBOUNDS (Included in Totals)						3							
TOTALS		25	46	19	24	34	16	69	7	16	8	1	200

PERCENTAGES: FG: 1st Half 51.9% (13-25) 2nd Half 57.9% (11-19) Game 54.3% Deadball Rebounds: 3  
 FT: 1st Half 50.0% (2-4) 2nd Half 60.0% (11-20) Game 79.2%

HOME TEAM (Last Name, First)		FIELD GOALS		FREE THROWS		Re-bounds	Pers. Fouls	TOTAL POINTS	Ass'ts	Turn-overs	Bl'd Shots	Steals	Mins. Played
No.	Name	Made	Att'd	Made	Att'd								
11	Walker, Wally	4	15	3	3	7	5	11	2	0	0	0	21:35
12	Joussan, Marc	4	8	1	2	2	2	9	1	6	0	1	36:30
13	Fulton, Oth	5	8	0	0	8	1	10	1	4	1	1	31:30
14	Langlois, Billy	5	14	4	4	2	5	14	2	3	0	0	22:22
15	Koesters, Dave	4	11	0	0	1	3	8	1	2	0	0	29:02
16	Castellan, Steve	1	3	2	2	3	1	4	0	0	1	0	11:45
17	Stokes, Bob	2	3	0	0	0	1	4	0	0	0	2	17:00
18	Briscoe, Tom	0	0	0	0	0	2	0	0	0	0	0	3:02
TEAM REBOUNDS (Included in Totals)						2							
TOTALS		25	62	10	11	25	20	60	7	15	2	4	200

PERCENTAGES: FG: 1st Half 57.1% (16-28) 2nd Half 54.9% (9-16) Game 40.3% Deadball Rebounds: 2  
 FT: 1st Half 50.0% (5-10) 2nd Half 100.0% (5-5) Game 90.9%

OFFICIALS: Mike Stuckner & Elaine Sylvester  
 Technical Fouls: Virginia, 2  
 Attendance: 11,664  
 Score by Periods: 1st H. 2nd H. OT OT FINAL  
 Virginia 31 38 69  
 DePaul 31 33 60

## FINAL - FINAL 30

OFFICIAL NCAA BASKETBALL BOX SCORE						Date	3-19-81	Site		The Omni-Atlanta GA			
VISITORS (Last Name, First)						NCAA EAST REGIONAL							
No.	TEAM	FG	FGA	FT	FTA	REB	PF	TP	A	TO	BLK	S	MIN
14	ELIUS, DALE	f	6	12	1	2	9	4	13	1	5		39
53	RAY, STEVE	f	2	4	0	0	0	1	4	1	1		33
44	WOOD, HOWARD	c	4	9	0	0	4	1	8	2	3	3	39
12	LITTLETON, ED	g	2	3	0	0	0	3	4	2	1		13
30	CARTER, GARY	g	4	9	1	2	4	4	9	2			39
21	BROOKS, MICHAEL		3	8	0	0	1	2	6	6	3	2	27
10	BEAMAN, TYRONE		2	2	0	0	0	3	4	2			7
23	FEDERMANN		0	0	0	0	0	0	0				1
22	LOVE, ANTHONY		0	0	0	0	0	0	0				1
40	BURTON, WILLIE		0	1	0	0	0	0	0		1		1
TEAM REBOUNDS (Included in Totals)													
TOTALS		23	48	2	4	19	18	48	17	13	1	5	200

FG %: 1st Half 13/23 56.5 2nd Half 11/27 40.7 Game 47.9 Deadball Rebounds: 1  
 FT %: 1st Half 2/4 50.0 2nd Half 0-0 0.0 Game 50.0

No.	VIRGINIA	PG	FGA	FT	FTA	REB	PF	TP	A	TO	BLK	S	MIN
3	LAMP, JEFF	f	8	11	2	2	5	0	18	2	1		36
4	GATES, TERRY	f	2	2	0	0	4	1	4	1		1	32
5	SAMPSON, RALPH	o	4	13	1	2	5	1	9	1	3	4	24
11	WILSON, OTHELL	g	2	3	5	6	2	1	9	2	1	2	34
24	JONES, JEFF	g	8	6	4	5	3	2	10	5	2	4	33
25	RAKER, LEE		4	5	2	2	3	1	10			1	17
26	LATTIMORE, LEWIS		0	0	0	0	1	2	0	1			4
10	ROBINSON, CRAIG		0	0	0	0	1	0	0	1			4
15	STOKES, RICKY		1	3	0	0	0	2	2	1			4
23	KLEIN, JEFF		0	0	0	0	0	0	0	1			1
5	COLLINS, LOUIS		0	0	0	0	1	0	0				1
TEAM REBOUNDS (Included in Totals)						2							
TOTALS		24	43	14	17	27	10	62	11	11	4	9	200

FG %: 1st Half 13/23 56.5 2nd Half 11/20 55.0 Game 55.8 Deadball Rebounds: 2  
 FT %: 1st Half 1/2 50.0 2nd Half 13/15 86.7 Game 82.4

OFFICIALS: Edgar Cartotto & James Burroughs-Richard Weiler  
 Technical Fouls: Tennessee 26 22 48  
 Attendance: 15,401  
 Score by Periods: 1st H. 2nd H. OT OT FINAL  
 Tennessee 26 22 48  
 Virginia 27 35 62

OFFICIAL NCAA BASKETBALL BOX SCORE Date March 14, 1976 Site Charlotte, NC

VISITORS (Last Name, First)		FINAL - SECOND Round Game												
No.	NAME	FG	FGA	FT	FTA	REB	PF	TP	A	TO	BLK	S	PTS	
10	VILLANOVA													
10	BRADLEY, JEWELL	10	8	15	0	0	2	3	16	3	2	0	0	38
11	JENKINSON, TOM	10	5	8	1	1	3	2	11	3	2	0	1	37
12	MOORE, JOHN	10	6	11	1	3	4	5	11	1	5	0	0	37
13	HOWARD, ARON	10	1	5	1	1	6	4	3	0	3	0	1	32
14	BRADLEY, ALAN	10	3	8	1	2	13	4	7	0	6	1	2	37
15	MULLEN, MIKE	10	1	2	0	0	1	0	2	0	1	0	2	11
16	DEAN, TERRY	10	0	1	0	0	0	0	0	1	0	0	3	5
TEAM REBOUNDS (Included in Totals)						2								
TOTALS			23	50	4	7	30	18	50	8	19	1	6	200

FG %: 1st Half 41.9% (13-31) 2nd Half 47.2% (10-21) Game 46.0% Deadball Rebounds: 1  
 FT %: 1st Half 0.0% (1-2) 2nd Half 60.0% (3-5) Game 57.1%

HOME														
No.	VIRGINIA	FG	FGA	FT	FTA	REB	PF	TP	A	TO	BLK	S	Mins	
11	Wilson, Otwell	10	1	7	2	2	4	3	4	5	3	0	4	32
12	Jones, Jeff	10	3	6	2	2	0	0	8	1	3	0	1	39
13	JAMESON, RALPH	0	7	9	3	7	12	2	17	4	3	0	0	31
14	LAMP, JEFF	10	3	12	4	4	2	2	10	1	3	0	1	38
15	GATES, TERRY	10	1	2	0	0	3	1	2	0	0	0	0	20
16	JONES, RICKY	1	1	1	0	0	0	1	2	1	0	0	0	7
17	ROBINSON, CRAIG	0	0	0	0	0	1	0	0	0	0	1	0	4
18	RAKER, LEE	10	4	7	1	2	1	1	9	2	1	0	0	21
19	LATTIMORE, LEWIS	1	1	1	0	0	0	1	2	0	0	0	0	8
TEAM REBOUNDS (Included in Totals)														
TOTALS														
4														
11 13 1 1 30														

FG %: 1st Half 34.6% (12-35) 2nd Half 37.1% (9-23) Game 46.7% Deadball Rebounds: 1  
 FT %: 1st Half 0.0% (0-1) 2nd Half 25.0% (2-8) Game 26.7%

OFFICIALS: Jim Burroughs & Deane Cartotto  
 Technical Fouls: UNK (Lamp)  
 Attendance: 15,401  
 Score by Periods: 1st H. 2nd H. OT OT FINAL  
 Villanova 27 29 50  
 Virginia 24 30 54

OFFICIAL NCAA BASKETBALL BOX SCORE Date Mar. 21, 1981 Site The Omni-Atlanta GA

NORFOLK BASKETBALL BOX SCORE										Date _____				Time _____				Game Location _____						
VISITORS (Last Name, First)																								
No.	BRIGHAM YOUNG	FG	FGA	FT	FTA	REB	PF	TP	A	T	BLK	S	MIN											
24	ROBERTS, FRED 28 1/2	1	6	8	0	1	7	5	12	5	3	1	36											
44	TRIMBO, STEVE	1	4	8	3	4	8	2	11	2	2		34											
50	KITE, GREG	0	2	6	0	1	5	4	4	0	3	1	37											
22	AINSE, DANNY	9	4	13	5	5	3	4	13	5	3		38											
23	CRAIG, STEVE 11 1/2	9	4	8	4	4	1	5	12	3	1	1	27											
40	BALLIE, GREG		2	4	2	2	3	3	6	2			14											
51	CHRISTENSEN, CRAIG		0	1	0	0	0	0	0				1											
37	SARGENT, TIM O		0	2	0	0	0	1	0				8											
42	FURNISS, GARY		1	1	0	0	2	0	2				4											
20	WEBER, RICHIE		0	0	0	0	1	0	0				1											
TEAM REBOUNDS (Included in Totals)																								
TOTALS														23	51	14	17	37	24	60	15	14	2	200

FG %: 1st Half 12/26 46.2 2nd Half 11/25 44.0 Game 45.5 Deadball Rebounds: 1  
 FT



## SECOND SEMIFINAL - 43rd ANNUAL NATIONAL COLLEGIATE BASKETBALL CHAMPIONSHIP

OFFICIAL NCAA BASKETBALL BOX SCORE Date March 28, 1981 Site The Spectrum - Philadelphia, Penn.

VISITORS (Last Name, First)

No.	NORTH CAROLINA	FG	FGA	FT	FTA	REB	PF	TP	A	TO	BLK	S	MIN
30	WOOD, AL	1	14	19	11	13	10	3	39	1	0		36 1/2
52	WORTHY, JAMES	1	2	8	4	7	3	2	8	1	2	1	40
41	PERKINS, SAM	0	4	7	3	5	9	4	11	1	3	1	40
11	PEPPER, MIKE	0	0	4	0	0	1	2	0	0	0		11
21	BLACK, TIMMY	9	4	6	2	3	1	4	10	4	2	2	32
44	DOHEATY, MATT	0	1	8	9	4	1	8	3	4	1	32	
24	BRADDOCK, TIM	0	1	0	0	0	0	0	1	0			8
32	KENNY, ERIC	1	1	0	0	1	0	2	0	0			4 1/2
TEAM REBOUNDS (Included in Totals)													
TOTALS													

FG %: 1st Half 8/21 = 38.1% 2nd Half 17/26 = 65.4% Game 53.2  
 FT %: 1st Half 11/14 = 78.6% 2nd Half 17/22 = 77.3% Game 76.7

HOME

No.	VIRGINIA	FG	FGA	FT	FTA	REB	PF	TP	A	TO	BLK	S	MIN
3	LANB, JEFF <sup>18</sup>	1	7	18	4	4	7	6	18	4	1	3	39
44	GATES, TERRY	1	1	1	0	0	4	4	2	0	0		23
50	SAMPSON, RALPH	0	3	10	5	7	9	3	11	1	4	3	36
11	WILSON, OTHELL	9	4	7	0	2	4	8	3	5	1	23	
24	JONES, JEFF	9	5	13	1	1	3	3	11	5	3	1	30 1/2
15	STOKES, RICKY	0	2	0	0	1	3	0	0	1			15 1/2
25	RAKER, LEE <sup>2:18</sup> <sub>(10)</sub>	5	9	3	3	5	5	13	1	0	1	25 1/2	
55	LATTIMORE, LEWIS	1	1	0	0	1	0	2	0	0			11 1/2

FG %: 1st Half 12/24 = 50% 2nd Half 14/36 = 38.9% Game 43.6  
 FT %: 1st Half 3/4 = 75% 2nd Half 10/11 = 90.9% Game 86.7

OFFICIALS: Dale Kelley (SEC) James Howell (SOUTHEAST)

Technical Fouls:

Attendance 18276 \*By National Collegiate Athletic Association 1978

No.	Carolina	27	51		78
No.	Virginia	27	38		65

FINAL 20

## THIRD PLACE GAME-43rd ANNUAL NATIONAL COLLEGIATE BASKETBALL CHAMPIONSHIP

OFFICIAL NCAA BASKETBALL BOX SCORE Date Mar 30, 1981 Site The Spectrum, Philadelphia

VISITORS (Last Name, First)

No.	VIRGINIA	FG	FGA	FT	FTA	REB	PF	TP	A	TO	BLK	S	MIN
25	RAKER, LEE	1	7	14	7	8	5	2	21	3	5		29
44	GATES, TERRY	1	2	5	4	5	5	8	8	1	2		24
55	LATTIMORE, LEWIS	0	1	4	0	0	6	3	2	1	1		18
3	LANB, JEFF	9	7	13	11	11	8	3	25	1	5		38
23	KLEIN, JEFF	9	0	1	0	0	0	3	0	1	1		16
5	COWINS, LOUIS	0	0	0	0	0	0	0	0				2
10	ROBINSON, CRAIG	0	2	1	2	1	0	1	1	2	2		4
11	WILSON, OTHELL	1	6	7	8	1	1	9	2	2			32
24	JONES, JEFF	1	2	0	0	2	0	2	2	2			26 1/2
50	SAMPSON, RALPH	3	8	4	4	11	6	10	2	1	0		16 1/2
15	STOKES, RICKY	0	3	0	0	0	0	0	2	1	0		4 1/2
TEAM REBOUNDS (Included in Totals)													
TOTALS													

FG %: 1st Half 14/35 = 40% 2nd Half 8/23 = 34.8% Game 37.9  
 FT %: 1st Half 9/10 = 90% 2nd Half 25/27 = 89.3% Game 89.5

HOME

No.	LOUISIANA STATE	FG	FGA	FT	FTA	REB	PF	TP	A	TO	BLK	S	MIN
24	MITCHELL, LEONARD	7	12	2	5	12	5	16	1	1			23 1/2
40	MACCUM, DURAND	0	3	0	0	5	5	0	2	2			16
43	COOK, ERIC	0	8	14	5	8	2	21	1	3			40
21	MARTIN, ETAN	3	8	0	1	1	6	6	7	6			4 1/2
32	CARTER, HOWARD	7	14	0	0	6	5	14	1	1			24
10	SIMS, WILLIE	5	10	3	4	3	3	13	2	3			22 1/2
12	JONES, JOHNNY	2	6	0	0	2	3	4	2				14
20	TUDOR, JOHN	0	1	0	0	1	2	0					9
22	BERGERON, BRIAN	0	0	0	0	0	0	0	1				2 1/2
34	BLACK, TYRONE	0	1	0	0	2	0	0					1
TEAM REBOUNDS (Included in Totals)													
TOTALS													

FG %: 1st Half 13/35 = 37.1% 2nd Half 19/34 = 55.9% Game 46.4  
 FT %: 1st Half 3/5 = 60.0% 2nd Half 7/12 = 58.3% Game 65.6

OFFICIALS: Dale Kelley (SEC) James Howell (SOU)

Technical Fouls:

Attendance 18276 \*By National Collegiate Athletic Association 1978

No.	Virginia	37	41		78
No.	Louisiana State	29	45		74

NCAA MIDEAST REGIONAL  
OFFICIAL NCAA BASKETBALL BOX SCORE Date March 19, 1982 Site Indianapolis, Indiana

VISITORS (Last Name, First)

No.	TENNESSEE	FG	FGA	FT	FTA	REB	PF	TP	A	TO	BLK	S	MIN
14	ELLIS, DALE	1	5	10	6	8	9	5	16	0	1	0	37
23	RAY, STEVE	1	2	3	0	0	3	4	4	3	2	0	36
10	BURTON, WILLIE	0	0	0	0	0	3	5	0	1	0	1	17
10	BEAMAN, TYRONE	0	5	1	3	0	4	1	8	2	0	2	37
21	BROOKS, MICHAEL	11	17	2	3	2	1	24	1	0	0	1	40
22	HYATT, GERALD	0	0	2	2	0	0	2	1	0	0	0	9
23	CARTER, MYRON												
24	EVANS, WALTER												
25	MCDONALD, SETH												
31	WOODS, KEVIN	0	1	0	0	0	0	0	0	0	0	0	4
32	NALER, KIRK												
33	FEDERMANN, DAN	2	3	0	1	3	4	4	0	1	0	0	20
TEAM REBOUNDS (Included in Totals)													
TOTALS													

FG %: 1st Half 5/10 = 50% 2nd Half 4/23 = 17.4% Game 33.3  
 FT %: 1st Half 6/7 = 85.7% 2nd Half 6/22 = 27.3% Game 56.7

HOME

No.	VIRGINIA	FG	FGA	FT	FTA	REB	PF	TP	A	TO	BLK	S	MIN
4	MILLER, JIM	1	1	2	0	3	2	3	2	0	0	0	17
10	ROBINSON, CRAIG	1	2	7	0	0	6	3	4	1	2	0	29
50	SAMPSON, RALPH	0	9	14	1	6	9	3	19	3	0	2	36
24	JONES, JEFF	9	4	6	2	5	7	2	10	3	1	1	38
45	MULLEN, TIM	9	4	6	1	2	0	2	9	0	2	0	24
11	WILSON, OTHELL	2	3	1	2	1	1	5	1	2	0	0	22
12	CARPENTER, DEAN												
15	STOKES, RICKY	0	1	2	2	1	2	2	0	0	0	0	18
30	EDELIN, KENTON	1	2	1	1	2	4	3	0	0	0	1	16
32	NEWBURG, DOUG												
33	JOHNSON, KENNY												
51	MERRIFIELD, DAN												
TEAM REBOUNDS (Included in Totals)													
TOTALS													

FG %: 1st Half 4/7 = 57.1% 2nd Half 6/27 = 22.2% Game 38.1  
 FT %: 1st Half 3/0 = 0% 2nd Half 4/5 = 80% Game 38.1

OFFICIALS: Jack Savidge, Charles Range, Arthur Mellace

Technical Fouls:

Attendance 14,754 \*By National Collegiate Athletic Association 1978

Tennessee	32	19		51
Virginia	25	29		54

## NCAA MIDEAST REGIONAL

OFFICIAL NCAA BASKETBALL BOX SCORE Date March 18, 1982 Site Birmingham Coliseum

VISITORS (Last Name, First)

No.	UAB Blazers (25-5)	FG	FGA	FT	FTA	REB	PF	TP	A	TO	BLK	S	MIN	
40	Chris Giles	f	2	7	1	2	6	3	5	2	2	0	1	40
15	Luellen Foster	f	4	7	4	5	3	1	12	4	0	0	2	37
55	Norman Anchrum	g	2	10	1	3	3	3	5	0	2	2	1	27
14	Jonath Nicholas	g	4	6	3	4	5	7	11	0	0	1	2	27
20	Oliver Robinson	g	8	17	7	7	5	2	23	9	5	0	1	40
11	Murry Bartow DNP													
12	Marvin Ray Johnson DNP													
24	Raymond Gause		0	1	0	0	0	1	0	0	0	0	6	
32	Scott McCabe DNP													
42	Lex Drum DNP													
44	Craig Lane		0	0	2	2	1	1	2	1	0	0	0	7
52	Donnie Speer		4	7	2	2	2	4	10	0	2	1	1	16
TEAM REBOUNDS (Included in Totals)									TEAM 3					

FG %: 1st Half 44% (14-32) 2nd Half 43.8% (10-22) Game 43.6%  
 FT %: 1st Half 83.3% (5-6) 2nd Half 78.9% (15-19) Game 80.6%

HOME

No.	Virginia (20-4)	FG	FGA	FT	FTA	REB	PF	TP	A	TO	BLK	S	MIN	
4	Jim Miller	f	3	10	4	4	5	4	10	1	3	0	0	26
10	Craig Robinson	f	2	5	2	4	3	6	0	6	0	0	21	
50	Ralph Sampson	c	8	18	7	6	21	4	19	2	1	2	0	37
24	Jeff Jones	g	9	9	0	0	1	3	18	4	4	0	0	37
45	Tim Mullen	g	3	7	1	1	3	5	7	1	2	0	0	30
11	Othell Wilson		0	1	0	0	0	0	0	0	0	0	0	4
12	Dean Carpenter													
15	Ricky Stokes		1	3	0	1	3	2	2	2	0	0	2	26
30	Kenton Edelin		2	4	0	3	7	3	4	2	2	0	2	27
32	Doug Newburg													
33	Kennv Johnson													
51	Dan Merrifield													
	TEAM REBOUNDS (Included in Totals)					TEAM	-	0						



## OFFICIAL NCAA BASKETBALL BOX SCORE Date 3/19/83 Site BSU PAULION (BASE, ID)

VISITORS (Last Name, First)																										
No.	FG	FGA	FT	FTA	REB	PF	TP	A	TO	BLK	S	MIN	No.	FG	FGA	FT	FTA	REB	PF	TP	A	TO	BLK	S	MIN	
32 POLLARD, BRYAN	1	2	5		4		4	2	1			27	32 CLARK, MATTY	1	1	4	2	3	3	4	4	26	3	1	0	0
33 HARRIEL, STEVE	1	2	6	0	1	2	5	4	2	2		23	33 GARRIS, JOHN	1	0	15	9	10	12	2	25	36	1	1	4	0
44 BROWN, RICKY	9	3	10	3	4	7	3	9	2	1	1	34	42 MURPHY, JAY	0	9	15	5	8	12	2	23	31	0	2	1	0
80 EHLO, CRAIG	9	5	10	2	4	6	4	12	5	7	1	57	5 PLESSLEY, DOMINIC	9	4	8	3	6	5	4	11	27	3	1	1	1
35 WINKLER, CHRIS	9	2	4	-	1	5	4	4	4	1		28	13 ADAMS, MICHAEL	9	7	22	4	5	5	2	18	34	0	3	0	1
0 JENNINGS, OTIS													10 Kellay, Ted													
11 RUBIN, DON					1	3		2				6	15 O'Shea, Tim	0	0	0	0	1	0	0		2	0	0	0	0
14 ROBINSON, CRAIG	1	1					2					1	20 McCready, Roger	1	2	1	2	0	1	3		4	0	1	0	0
24 RHYMES, BILLY JOE													21 Schmidt, Mark													
25 MORRISON, KEITH					1	2		1				6	22 Sinicki, Mike					3	4	6		13	0	2	0	0
31 MARRINS, ARON	5	10	4	5	9	2	14					33	31 Teller, Terrance					3	5	2		19	0	2	0	0
54 WURH, MIKE					1							3	30 Primus, Stu	1	5	0	0	3	5	6		8	0	0	0	0
TEAM REBOUNDS (Included in Totals)													TOTALS													
TOTALS													TOTALS													
FG %: 1st Half 11-24 .458 2nd Half 9-22 .409 Game 20-46 .433													FG %: 1st Half 16-32 .500 2nd Half 18-46 .391 Game 34-78 .436													
FT %: 1st Half 3-5 .600 2nd Half 6-9 .667 Game 9-14 .643													FT %: 1st Half 12-17 .706 2nd Half 12-17 .706 Game 24-34 .706													
Deadball Rebounds 2													Deadball Rebounds 5													

HOME													PT %: 1st Half 3-5 .600 2nd Half 6-9 .667 Game 9-14 .643													Rebounds 2																																																																																																																																																																																																																																																																																																																																																																																																																																																																																																																																																																																																																																																																																																																																																																																																																																																																																																																																																																																																																																																																																																																																																																																																																																																																																																																																																																																								
No.	VIRGINIA							A							TO					DLK					S					MIN																																																																																																																																																																																																																																																																																																																																																																																																																																																																																																																																																																																																																																																																																																																																																																																																																																																																																																																																																																																																																																																																																																																																																																																																																																																																																																																																																																																				
4	MILLER, JIM	1	3	4	1	2		2	7	3	2		28	10	ROBINSON, CRAIG	1	3	9	1	3	3	2	7	0	1		38	50	SAMPSON, RALPH	0	6	8	3	7	12	3	15	2	4		38	11	WILSON, OTHELL	9	4	11	6	10	4	4	14	5	4		5	30	34	CARLISLE, RICK	9	1	3	4	4	4	2	6	3	1		36	15	STOKES, RICKY	2	3		1	1	4	5	5	3	1		23	30	EDELIN, KENTON							1						9	32	NEWBURG, DOUG																																																																																																																																																																																																																																																																																																																																																																																																																																																																																																																																																																																																																																																																																																																																																																																																																																																																																																																																																																																																																																																																																																																																																																																																																																																																																																													</

OFFICIALS: JAMES HOWELL, MICKY CROWLEY, ED MARACICH

Technical Fouls: COACH RAVELING

Attendance: 12,177 \*By National Collegiate Athletic Association 1972

SCORE BY PERIODS 1st H. 2nd H. OT OT FINAL

WASHINGTON ST 25 24 49

VIRGINIA 30 24 54

## OFFICIAL NCAA BASKETBALL BOX SCORE Date March 24, 1983 Site DEER CENTER - Ogden, Utah

BOSTON COLLEGE													VISITORS (Last Name, First)														
No.	FG	FGA	FT	FTA	REB	PF	TP	A	TO	BLK	S	MIN	No.	FG	FGA	FT	FTA	REB	PF	TP	A	TO	BLK	S	MIN		
32 CLARK, MATTY	1	4	2	3	3	4	4	26	3	1	0	0	32	GARRIS, JOHN	1	0	15	9	10	12	2	25	36	1	1	4	0
33 GARRIS, JOHN	1	0	15	9	10	12	2	25	36	1	1	4	0	42 MURPHY, JAY	0	9	15	5	8	12	2	23	31	0	2	1	0
42 MURPHY, JAY	0	9	15	5	8	12	2	23	31	0	2	1	0	5 PRESSLEY, DOMINIC	9	4	8	3	6	5	4	11	27	3	1	1	1
5 PRESSLEY, DOMINIC	9	4	8	3	6	5	4	11	27	3	1	1	1	13 ADAMS, MICHAEL	9	7	22	4	5	5	2	18	34	0	3	0	1
13 ADAMS, MICHAEL	9	7	22	4	5	5	2	18	34	0	3	0	1	10 Kellay, Ted													
10 Kellay, Ted														15 O'Shea, Tim	0	0	0	0	1	0	0		2	0	0	0	0
15 O'Shea, Tim	0	0	0	0	1	0	0		2	0	0	0	0	20 McCready, Roger	1	2	1	2	0	1	3		4	0	1	0	0
20 McCready, Roger	1	2	1	2	0	1	3		4	0	1	0	0	21 Schmidt, Mark													
21 Schmidt, Mark														22 Sinicki, Mike													
22 Sinicki, Mike														31 Teller, Terrance	3	6	0	0	3	4	6		13	0	2	0	0
31 Teller, Terrance	3	6	0	0	3	4	6		13	0	2	0	0	30 Primus, Stu	1	5	0	0	3	5	2		19	0	2	0	0
30 Primus, Stu	1	5	0	0	3	5	2		19	0	2	0	0	44 Adams, Burnett	0	1	0	0	1	5	0		8	0	0	0	0
44 Adams, Burnett	0	1	0	0	1	5	0		8	0	0	0	0	50 Crevier, Ron													
50 Crevier, Ron														TEAM REBOUNDS (Included in Totals)													
TEAM REBOUNDS (Included in Totals)													TOTALS														
TOTALS													TOTALS														
TOTALS													TOTALS														
FG %: 1st Half 16-32 .500 2nd Half 18-46 .391 Game 34-78 .436													FG %: 1st Half 16-32 .500 2nd Half 18-46 .391 Game 34-78 .436														
FT %: 1st Half 12-17 .706 2nd Half 12-17 .706 Game 24-34 .706													FT %: 1st Half 12-17 .706 2nd Half 12-17 .706 Game 24-34 .706														
Deadball Rebounds 5													Deadball Rebounds 5														

UNIVERSITY OF VIRGINIA													HOME														
No.	FG	FGA	FT	FTA	REB	PF	TP	A	TO	BLK	S	MIN	No.	FG	FGA	FT	FTA	REB	PF	TP	A	TO	BLK	S	MIN		
4 MILLER, JIM	1	4	12	0	0	2	5	8	28	1	2	0	0	10 ROBINSON, CRAIG	1	2	7	5	9	15	3	9	26	1	3	1	0
50 SAMPSON, RALPH	c	9	13	1	3	11	5	19	19	1	0	4	1	31 CARLISLE, RICK	g	7	13	8	5	3	22	32	1	0	0	0	
11 WILSON, OTHEL	g	8	18	2	5	3	2	18	36	9	4	1	0	45 Miller, Tim	1	0	2	2	1	0	2	4	1	0	0	0	
34 CARLISLE, RICK	g	7	13	8	5	3	22	32	1	0	0	0	15 Stokes, Ricky	1	4	4	4	5	1	4	12	26	5	3	0	0	
40 KEDLIN, KENTON		2	3	1	4	11	5	5	18	0	1	0	0	32 Newburg, Doug													
42 Smith, Wingo														44 Lambiotte, Ken													
51 HERRIFFIELD, DAN		0	0	0	0	0	0	0	1	0	0	0	0	41													
TEAM REBOUNDS (Included in Totals)													1														
TOTALS													36 72 23 36 49 27 95														
58-3-14 Nov 19-41 .463													2nd Half 17-31 54.8														
Gump 36-72 500													200 19 13 6 1														



Date 18 March 1984 Site Meadowlands Arena

SITORS (Last Name, First)

JME	FT %: 1st Half	.500	2nd Half	.500	Game	.500	Rebounds	2						
no.	ARKANSAS	FG	FGA	FT	FTA	REB	PF	TP	MIN	A	T	BLK	S	
24	Charles Balentine	f	3	7	2	2	1	8	43	2	1	0	1	
3	Leroy Sutton	f	0	2	3	4	2	3	42	0	3	1	1	
35	Joe Kleine	c	6	10	3	4	7	15	45	0	6	1	3	
14	Ricky Norton	g	5	10	1	2	1	4	43	2	2	1	0	
21	Alvin Robertson	g	6	12	2	4	4	4	45	7	4	3	8	
11	Jimmy Dykes													
12	Scott Rose		0	1	0	0	0	0	2	0	0	0	0	
20	Kevin Rehl													
22	Robert Kitchen	--	did not dress --											
23	Keenan DeBose													
30	Mike Ratliff		0	0	0	0	0	0	2	0	0	0	0	
44	Jay Crane													
52	Eric Poerschke													
54	Darryl Bedford		0	0	0	0	1	0	3	1	0	0	0	
TEAM REBOUNDS (included in Totals)						6								
TOTALS			20	42	11	16	22	14	51	225	12	16	6	13
FG %: 1st Half		.429	2nd Half		.524	Game		.476	Deadball					
FT %: 1st Half		.750	2nd Half		.667	Game		.688	Rebounds		2			

OFFICIALS: Paul Galyan, Beunt Roach, Jerry Donaghy, Lou Moser (alt.)

		SCORE BY PERIODS					1st H.	2nd H.	OT	OT	FINAL
Technical Fouls:		VIRGINIA		21	28	4		53			
Attendance		ARKANSAS		21	28	2		51			

Copyright 1983 National Collegiate Athletic Association

Date March 22 1984 Site Atlanta GA

VISITORS (Last Name, First)

NCAA East Regional Semifinals - First Game.

[illegible]

OFFICIALS: Bobby Dible, Charles Vacca, Sonny Holmes

Technical Fouls: 16, 723

Attendance: 16, 723

Copyright 1993 National Collegiate Athletic Association

	SCORE BY PERIODS		1st H.	2nd H.	OT	OT	FINAL
Virginia	26	37					63
Syracuse	16	39					55

### FIRST SEMIFINAL

46th ANNUAL NATIONAL COLLEGIATE BASKETBALL CHAMPIONSHIP **FINAL**

## OFFICIAL NCAA BASKETBALL BOX SCORE

Date MAR. 31, 1984 Site KINGDOME, SEATTLE

VISITORS (Last Name, First)

[illegible]

1-5 = 30% FG %: 1st Half	11-25 = 44.0	2nd Half	9-24 = 37.5	Game	38.9	
2-2 = 100 FT %: 1st Half	1-3 = 33.3	2nd Half	2-2 = 100	Game	71.4	Deadball Rebounds

[illegible]

O.T.	FG %: 1st Half	12-22 = 54.5	2nd Half	7-16 = 43.8	Game	50.0	Deadball Rebounds	0
2-4 = 50.0	FT %: 1st Half	1-3 = 33.3	2nd Half	4-6 = 66.7	Game	58.3		

OFFICIALS: Jim Clark-Henry Nichols-Dick Paparo

Technical Fouls: \_\_\_\_\_

Attendance 38471

Copyright 1992 National Collegiate Athletic Association

SCORE BY PERIODS	1st H.	2nd H.	OT	OT	FINAL
VIRGINIA	23	20	4		47
HOUSTON	25	18	6		49

## OFFICIAL NCAA BASKETBALL BOX SCORE

Date March 13, 1986 Site Greensboro, N.C.

VISITORS (Last Name, First)

FINAL

No.	DE PAUL	FG	FGA	FT	FTA	REB	PF	TP	MIN	A	TO	BLK	S
34	Holmes, Kevin	1	5	8	2	3	3	4	12	16	1	0	0
32	Lampley, Lemone	1	5	9	5	6	7	1	15	29	1	1	2
51	Bebry, Marty	c	2	6	1	2	11	3	5	40	1	2	0
10	Strickland, Rod	g	6	11	0	2	1	4	12	39	3	1	0
20	Jackson, Tony	g	3	8	3	5	3	3	9	35	7	3	0
13	Greene, Terence	1	1	5	6	0	2	7	12	12	3	0	0
14	Laux, Andy	0	2	0	0	0	0	0	5	0	0	0	0
23	Brundy, Stanley	0	1	0	0	1	0	0	1	0	0	0	0
35	Comegys, Dallas	4	8	4	5	5	5	12	23	0	2	1	0
44	Stout, Ken												
55	Golden, Kevin												
TEAM REBOUNDS (Included in Totals)													
TOTALS													

FG %: 1st Half 44.8 2nd Half 52.0 Game 48.1  
 FT %: 1st Half 82.7 2nd Half 66.7 Game 69.0  
 Deadball Rebounds 4

HOME

No.	VIRGINIA	FG	FGA	FT	FTA	REB	PF	TP	MIN	A	TO	BLK	S
22	Sheehy, Tom	f	4	7	2	2	3	4	10	36	2	1	0
42	Kennedy, Andrew	f	8	12	2	5	9	4	18	30	1	2	0
24	Polynice, Olden	c	4	9	5	11	9	4	13	37	0	2	1
21	Kennedy, Mel	g	3	9	1	3	6	5	7	37	2	1	0
5	Calloway, Tom	g	5	7	2	2	1	5	12	23	4	2	0
10	Johnson, John	2	7	0	0	1	1	4	4	23	1	0	0
11	Morgan, Richard	1	4	0	0	1	1	2	8	0	1	0	0
12	Soloman, Anthony	1	1	0	0	0	0	2	1	0	0	0	0
20	Simms, Darrick												
32	Blanks, Lance												
44	Daniel, Jeff	0	1	0	0	1	2	0	5	0	0	0	0
52	Dyelin, John												
TEAM REBOUNDS (Included in Totals)													
TOTALS													

FG %: 1st Half 39.3 2nd Half 58.6 Game 49.1  
 FT %: 1st Half 44.4 2nd Half 57.1 Game 52.2  
 Deadball Rebounds 6

OFFICIALS: Splitler, Kite, Parramore

Technical Fouls:

Attendance 7,640

Copyright 1985 National Collegiate Athletic Association

SCORE BY PERIODS 1st H. 2nd H. OT FINAL

DePaul	34	38		72
Virginia	26	42		68

VISITORS (Last Name, First)

FINAL

Date 2-16-81 Site DALLAS, TX - DEC

No.	WYOMING	FG	FGA	FT	FTA	REB	PF	TP	MIN	A	TO	BLK	S
10	DENT	4	7		2	2	0	0	4	10	9	4	3
25	FOX	3	7	1	2	1	0	1	0	8	2	1	3
34	DEMBO	6	16	2	7	2	3	4	5	16	3	1	3
43	LECKNER	10	13		2	5	1	5	6	3	22	1	1
54	SOMMERS	0	2		0	0	2	3	5	3	0	0	0
20	WILSON												
22	RICHARDSON												
24	BOYD	2	3		0	0	0	0	0	4	0	2	3
32	JONES	1	3		2	2	0	3	3	2	4	5	3
35	AMUNDSEN												
40	HUNT												
42	WIRTH												
50	LODGINS	0	0		0	0	0	0	0	0	0	0	1
TEAM REBOUNDS (Included in Totals)													
TOTALS													

HOME (Last Name, First)

No.	VIRGINIA	FG	FGA	FT	FTA	REB	PF	TP	MIN	A	TO	BLK	S
10	JOHNSON	5	10		2	2	0	0	0	2	12	8	3
11	MORGAN	2	7	0	1	0	1	3	4	0	4	1	3
21	KENNEDY, M.	4	8	1	1	2	2	1	3	4	11	2	3
22	SHEEHY	4	4		0	1	4	5	5	8	0	1	1
42	KENNEDY, A.	5	14		4	5	4	5	9	2	14	1	1
4	METCALF												
5	CALLOWAY												
12	SOLDON												
20	SIMMS	3	3	2	2	0	0	0	0	1	8	0	0
31	COOKE	0	1		0	0	0	0	0	0	0	0	0
32	BLANKS												
34	BATS	1	1		0	1	5	6	1	2	1	0	1
54	MARTIN	0	2		1	2	0	1	2	1	1	3	1
TEAM REBOUNDS (Included in Totals)													
TOTALS													

TOTAL FG %: 1st Half 44.4 2nd Half 52.2 Game 48.0  
 3-PT FG %: 1st Half 0.00 2nd Half 1.50 Game 1.50  
 FT %: 1st Half 1.50 2nd Half 1.000 Game 1.18

OFFICIALS: PAUL GALVAN, JOHN DABROW

&amp; BYRON JOHNSON

Technical Fouls:

Attendance 12,371 (PAID)

Copyright 1985 National Collegiate Athletic Association

SCORE BY PERIODS	1st H.	2nd H.	OT	FINAL
WYOMING	29	35		64
VIRGINIA	30	30		60

## OFFICIAL NCAA BASKETBALL BOX SCORE

Date 3-16-89 Site Memorial Gymnasium

VISITORS (Last Name, First)

No.	PROVIDENCE	FG	FGA	FT	FTA	REB	PF	TP	MIN	A	TO	BLK	S
21	Cal Foster	f	2	2		4	8	2	3	2	8	0	0
22	Matt Palazzo	f	7	15	3	6	2	2	1	3	4	9	2
30	Marty Conlon	c	9	15	2	3	4	1	4	5	5	2	3
11	Carlton Screen	g	4	9	0	1	2	3	2	3	5	5	10
14	Eric Myrdock	g	6	12	2	4	2	2	0	1	1	4	16
10	Ryan Ford												
15	Quinton Burton	0	1	0	0	0	0	0	0	0	0	0	0
23	Greg Bent	0	0	0	0	0	0	0	0	0	0	0	0
24	Marques Bragg												
25	Abdul Shamsid-Deen	5	8		1	1	4	4	8	4	11	0	0
33	Chris Watts	0	0		0	0	0	0	0	0	0	0	0
41	Darryl Wright	4	9	0	2	2	1	0	1	4	10	4	2
42	Bryan Benham												
55	Marvin Saddler	0	1		0	0	0	0	0	0	0	0	0
TEAM REBOUNDS (Included in Totals)													
TOTALS													

TOTAL FG %: 1st Half 21.35 (60.0) 2nd Half 16.37 (43.2) Game 17.22 (51.3)  
 3-PT FG %: 1st Half 4.8 (50.0) 2nd Half 3.8 (37.5) Game 1.6 (43.8)  
 FT %: 1st Half 3.7 (3.8) 2nd Half 1.5 (86.7) Game 1.6 (22.7)

HOME (Last Name, First)

No.	VIRGINIA	FG	FGA	FT	FTA	REB	PF	TP	MIN	A	TO	BLK	S
20	Bryant Stith	f	7	9		5	6	3	4	7	2	1	9
30	Matt Blundin	f	1	2		2	3	2	5	7	3	4	0
32	Brent Dabbs	c	4	8		7	8	1	4	5	3	15	1
11	Richard Morgan	g	11	22	2	5	9	3	2	5	3	33	5
22	John Crotty	g	9	9	10	4	4	2	2	0	2	3	24
4	Matt Nichols												
5	Todd Gates												
10	Anthony Oliver	0	0		0	0	0	0	0	0	0	0	0
12	Kenny Turner	0	2		0	0	1	0	1	2	0	0	10
21	Curtis Williams												
24	Dirk Katstra	1	1	1	1	0	0	0	0	2	3	1	1
31	Mark Cooke												
42	Brent Bair												
14	Jeff Daniel	1	1		0	1	1	2	3	0	2	0	0
TEAM REBOUNDS (Included in Totals)													
TOTALS													

TOTAL FG %: 1st Half 19.30 (63.3) 2nd Half 15.25 (60.0) Game 14.55 (61.8)  
 3-PT FG %: 1st Half 3.3 (100.0) 2nd Half 8.7 (57.1) Game 2.10 (70.0)  
 FT %: 1st Half 8.10 (80.0) 2nd Half 1.9 (84.2) Game 2.5 (86.2)

OFFICIALS: Tom Harrington (Referee) Willis

McDunkin (Ull), Tom Clark (U2)

Technical Fouls: NONE

Attendance 12,541

Copyright 1985 National Collegiate Athletic Association

SCORE BY PERIODS 1st H. 2nd H. OT FINAL

PROVIDENCE	49	48		97
VIRGINIA	50	50		100

## OFFICIAL NCAA BASKETBALL BOX SCORE

Date 1-18-89 Site Memorial Gym, Nashville, TN

VISITORS (Last Name, First)

No.	MIDDLE TENNESSEE ST.	PG	FG	FGA	FT	FTA	Off	Def	Reb	PF	TP	A	TO	BLK	S	MIN		
23	Quincy Vance	f	0	2	0	0	0	0	1	1	2	0	0	1	0	0	9	
40	Randy Henry	f	9	20	1	2	4	4	1	2	3	2	23	2	0	0	1	34
44	Kerry Hammonds	c	8	14	0	0	6	7	3	12	15	3	22	5	1	0	1	37
14	Gerald Harris	g	5	7	2	3	0	0	2	2	2	2	12	0	1	0	0	23
11	Chris Rainey	g	7	15	3	5	6	7	0	4	4	5	23	5	4	0	0	33
3	Jeffrey Hunter	0	1	0	0	0	0	0	0	0	0	0	0	0	0	1	1	0
20	Mike Buck	0	4	0	4	2	2	1	0	1	4	2	2	0	0	0	0	24
21	Chris Ingram	0	1	0	0	0	0	0	1	1	3	0	0	0	0	1	0	8
22	Malandrick Webb	0	2	0	0	0	0	0	0	0	0	4	0	1	1	0	0	12
30	Kevin Wallace		3	6	0	2	0	0	2	1	3	3	6	2	1	0	0	19



## OFFICIAL NCAA BASKETBALL BOX SCORE

Date 3-23-89 Site Lexington, Ky

VISITORS (Last Name, First)

No.	Virginia	Total FG		3-point		FT	FTA	Rebounds		PF	TP		
		FG	FGA	FG	FGA			Off	Def				
20	Slith, Bryant	1	9	16	0	0	10	11	5	2	7	2	28
3	Blundin, Matt	1	3	4	0	0	3	6	5	1	6	2	9
32	Dabbs, Brent	0	4	11	0	0	2	4	6	8	14	2	10
21	Morgan, Richard	0	7	16	5	8	6	6	0	4	4	2	25
22	Croft, John	0	4	9	0	0	6	9	1	2	3	0	14
44	Daniel, Jeff	0	0	0	0	0	0	0	1	1	0	0	0
12	Turner, Kenny	0	0	0	0	0	0	0	1	1	2	0	0
24	Katstra, Dirk	0	0	0	0	0	0	0	0	0	0	0	0
10	Oliver, Anthony	0	0	0	0	0	0	0	0	0	0	0	0

TEAM REBOUNDS (Included in Totals)							0	2	2		
TOTALS	27	56	5	8	27	36	17	21	38	10	36
TOTAL FG %: 1st Half	55.2%	2nd Half	40.7%	Game	48.2%	Deadball	5				
3-PT FG %: 1st Half	46.7%	2nd Half	60.0%	Game	62.5%	Rebounds	5				
FT %: 1st Half	61.5%	2nd Half	82.6%	Game	75.0%						

HOME (Last Name, First)

No.	OKlahoma		Total FG		3-point		FT	FTA	Rebounds			PF	TP
			FG	FGA	FG	FGA			Off	Def	Total		
30	Henry, Skeeter	f	4	8	1	3	2	2	1	2	3	⑤	11
44	Davis, William	f	5	6	0	0	2	2	2	1	3	3	12
33	King, Stacey	o	9	15	0	0	4	5	2	4	6	4	22
10	Blalock, M.	g	2	12	1	6	0	0	0	2	2	2	5
24	Mullins, T.	g	6	12	4	8	0	0	0	4	4	4	16
50	Martin, Anthony		2	4	0	0	0	0	2	1	3	4	4
22	Jones, Tyrone		3	5	2	4	0	0	2	1	3	2	8
21	Bell, Mike		1	2	0	0	0	0	0	1	1	0	2
31	Patterson, D.		0	0	0	0	0	0	0	0	0	2	0

TEAM REBOUNDS (Included in Totals)										D		I	
TOTALS		32	64	8	21	8	9	9	17	26	26	80	
TOTAL FG %: 1st Half		48.4%		2nd Half		51.5%		Game		50.0%			
3-Pt. FG %: 1st Half		38.5%		2nd Half		37.5%		Game		38.1%			
FT %: 1st Half		100.0%		2nd Half		85.7%		Game		92.9%			

OFFICIALS: Gene Manje, Bobby Didier, &amp;

Herman Ramsey

Technical Fouls: NONE

Attendance: 22,314

Copyright 1987 National Collegiate Athletic Association

SCORE BY PERIODS	1st H.	2nd H.	OT	OT	FIN
Virginia	42	44			86
OKlahoma	37	43			80

## OFFICIAL NCAA BASKETBALL BOX SCORE

Date 3-25-89 Site Lexington, Ky

VISITORS (Last Name, First)

No.	Virginia (22-11)	Total FG		3-point		FT	FTA	Rebounds			PF	TP	A	TO	BLK	S	MIN	
		FG	FGA	FG	FGA			Off	Def	Total								
20	Slith, Bryant	f	3	6	1	1	2	4	0	3	3	3	9	1	2	0	1	33
30	Blundin, Matt	f	1	1	0	0	0	0	2	2	4	1	2	2	3	0	0	21
32	Dabbs, Brent	o	5	10	0	0	2	4	3	9	12	2	12	0	1	0	1	37
11	Morgan, Richard	g	5	18	3	9	2	2	0	1	1	15	0	3	0	1	26	
22	Croft, John	g	5	13	2	3	2	4	0	3	3	1	14	7	2	0	36	
24	Katstra, Dirk		3	9	1	6	0	0	0	2	2	2	7	1	2	1	2	13
44	Daniel, Jeff		0	1	0	0	0	2	0	3	3	4	0	1	0	0	0	13
12	Turner, Kenny		1	1	0	0	0	1	1	0	1	0	2	0	0	0	0	6
21	Williams, C.		0	1	0	0	0	3	0	0	0	0	0	0	0	0	0	8
10	Oliver, Anthony		0	0	0	0	1	2	1	1	2	2	1	0	2	0	0	4
31	Cooke, Mark		1	3	1	3	0	0	1	0	1	0	3	0	0	0	0	3

TEAM REBOUNDS (Included in Totals)										1	0	1				
TOTALS	24	63	8	22	9	22	9	24	33	16	65	12	15	1	5	200
TOTAL FG %: 1st Half	35.7%		2nd Half		40.0%		Game		38.1%		Deadball					
3-PT FG %: 1st Half	20.0%		2nd Half		50.0%		Game		36.4%		Rebounds 5					
FT %: 1st Half	50.0%		2nd Half		37.5%		Game		40.9%							

HOME (Last Name, First)

No.	Michigan (28-7)	Total FG	FGA	3-point	FG	FGA	FT	FTA	Rebounds	PF	TP	A	TO	BLK	S	MIN		
									Off	Def	Tot							
41	Rice, Glen	f	13	16	4	5	2	2	0	6	6	3	32	2	3	0	32	
52	Mills, Terry	f	4	9	0	0	0	0	0	5	5	2	8	2	1	0	27	
35	Vaught, Lay	c	4	6	0	0	0	1	2	7	9	3	8	2	0	0	21	
20	Griffin, Mike	g	0	1	0	0	0	0	0	0	0	4	0	3	0	1	22	
21	Robinson, R.	g	5	9	0	1	3	3	1	2	3	2	13	7	2	0	1	23
13	Calip, Demo.		2	3	0	0	2	2	0	5	5	2	6	5	2	0	0	22
24	Higgins, Sean		11	15	7	10	2	3	1	2	3	2	31	0	0	0	0	20
55	Hughes, Mark		1	4	0	0	0	0	0	7	7	4	2	2	1	0	0	20
54	Oosterbaan, JP		1	3	0	1	1	0	0	3	3	1	2	0	0	0	0	6
25	Pelinka, Bob		0	4	0	3	0	0	0	0	0	0	0	0	1	0	0	5
30	Koenig, Marc		0	0	0	0	0	0	0	0	0	0	0	0	1	0	2	2

TEAM REBOUNDS (Included in Totals)							2	0	2								
TOTALS		41	70	11	20	9	12	6	37	43	23	102	23	11	0	7	200
TOTAL FG %: 1st Half		57.1%		2nd Half		59.5%		Game		58.4%		Deadball					
3-PT FG %: 1st Half		57.1%		2nd Half		53.8%		Game		55.0%		Rebounds 3					
FT %: 1st Half		66.7%		2nd Half		77.8%		Game		75.0%							

OFFICIALS: Mickey Crowley, Jim Burr, &amp; Frank

Bosone

Technical Fouls: None

Attendance: 22,755

SCORE BY PERIODS	1st H.	2nd H.	OT	OT	FINAL
Virginia	25	40			65
Michigan	44	58			102

## OFFICIAL NCAA BASKETBALL BOX SCORE

Date 3-18-90 Site Richmond Coliseum

VISITORS (Last name, first) (Indicate starters with an asterisk) FINAL

No.	NOTRE DAME (16-13)	FG	FGA	3-point	3-point	FT	FTA	Reb.	Ass.	PF	TP	A	TO	BLK	S	MIN	
20	ELLIS, LaPhonso 1'06	4	9	0	0	1	2	3	7	10	5	9	0	0	3	0	39
35	ELLERY, Kevin	4	7	2	2	0	0	2	0	2	3	10	0	2	0	0	14
50	ROBINSON, Keith	4	5	0	0	3	3	12	3	4	11	0	2	0	1	24	
12	BENNETT, Elmer	7	14	0	2	3	4	0	0	4	17	9	2	0	0	32	
22	SWEET, Daimon	7	9	0	0	0	0	0	1	1	2	14	1	1	0	0	27
3	FREDERICK, Joe	0	0	0	0	0	0	0	2	2	0	0	0	0	0	0	13
5	TOWER, Keith																DNP
10	SINGLETON, Tim	0	2	0	0	0	0	0	0	0	0	0	2	0	0	0	10
30	CRAWFORD, Tim																DNP
32	WILLIAMS, Monty 1'47	3	5	0	0	0	0	1	1	2	5	6	2	1	0	0	26
40	JACKSON, Jamere	0	0	0	0	0	0	0	0	0	0	0	0	0	0	0	2
43	PADDOCK, Scott	0	0	0	0	0	0	0	0	0	1	0	0	0	0	0	13

TEAM REBOUNDS (included in Totals)										1	1	2					
TOTALS		29	51	2	4	7	9	8	14	22	24	67	14	8	3	1	200
TOTAL FG%: 1st half		9-19 47.4%		2nd half		20-32 62.5%		Game		56.9%		Deadball		0			
3-PT FG%: 1st half		0-0		2nd half		2-4 50%		Game		50%		Rebounds		0			
FT%: 1st half		0-0		2nd half		7-9 77.8%		Game		77.8%							

HOME (Last name, first) (Indicate starters with an asterisk)

No.	VIRGINIA (20-14)	Total FG		3-point		FT	FTA	Rebounds		PF	TP	A	TO	BLK	S	MIN	
		FG	FGA	FG	FGA			Off.	Def.								
12	TURNER, Kenny	4	10	1	2	2	3	3	6	9	2	11	2	2	0	0	35
20	STITH, Bryant	7	14	0	1	7	9	5	2	7	1	21	1	1	0	1	38
42	JEFFRIES, Ted	2	4	0	0	0	0	3	3	6	2	4	0	2	0	1	14
10	OLIVER, Anthony	1	4	0	0	1	2	0	0	0	2	3	3	0	0	1	33
22	CROTTY, John	8	13	1	6	11	13	1	0	1	3	28	5	0	0	0	35
4	KIRBY, Terry	0	0	0	0	0	0	0	0	0	0	0	0	0	0	0	7
11	SMITH, Doug	1	1	0	0	0	0	0	0	0	1	2	0	0	0	0	5
15	HAVLICEK, Chris																DNP
23	FORD, Blair																DNP
24	KATSTRA, Dirk																DNP
30	BLUNDIN, Matt	3	6	0	0	0	0	3	3	6	3	6	0	1	0	0	33
31	COOKE, Mark																DNP
44	DANIEL, Jeff																DNP
52	WILSON, Shawn																DNP

TEAM REBOUNDS (included in Totals)							2	2	4															
TOTALS							26	52	2	9	21	27	17	16	33	14	75	11	6	0	3	200		
TOTAL FG%: 1st half							14.30		46.7%		2nd half		12.22		54.5%		Game		50%		Deadball		1	
3-PT FG%: 1st half							0.4		0%		2nd half		2.5		4.0%		Game		22.2%		Rebounds		1	
FT%: 1st half							0-		0%		2nd half		21-26		80.8%		Game		77.8%					

Technical fouls: 11,051 (sellout)

Officials: Bobby Dibler, Sonny Holmes,

George Watts, Pete Pavia (alt.)

SCORE BY PERIODS	1st H.	2nd H.	OT	OT	FINAL
NOTRE DAME	18	49			67
VIRGINIA	28	47			75

## OFFICIAL NCAA BASKETBALL BOX SCORE

Date 3/18/90 Site Richmond Coliseum



OFFICIAL NCAA BASKETBALL BOX SCORE  
Brigham Young University 21-12Site: Jon M. Huntsman Center  
Date: March 14, 1991

BYU (VISITORS)		Total 3-Pts				Rebounds											
		FG	AT	FG	AT	FT	AT	OF	DF	TO	PF	TP	A	TO	BLK	ST	MIN
31	Roberts, Kenneth	f	1	1	0	0	0	0	3	3	0	2	1	4	1	0	24
35	Schreiner, Steve	f	5	6	0	0	2	4	1	3	1	12	0	1	2	0	37
45	Bradley, Shawn	c	3	10	0	0	2	2	2	5	3	8	0	1	2	10	37
23	Call, Nathan	g	2	3	1	2	2	2	2	4	3	7	5	3	0	0	133
44	Moon, Scott	g	2	6	1	1	5	6	0	0	0	3	10	1	1	1	22
14	Kane, Keegan	g	0	0	0	0	0	0	0	0	0	0	0	0	0	0	22
21	Heslop, Mark	g	1	3	0	2	5	0	3	3	2	7	1	1	0	0	22
24	Jones, Robert	g	0	0	0	0	0	0	0	0	0	0	0	0	0	0	22
25	Santiago, Mark	g	0	0	0	0	0	0	1	1	0	0	1	1	0	0	27
33	Campbell, Jeff	g	0	0	0	0	0	0	0	0	0	0	0	0	0	0	7
34	Trost, Gary	g	4	6	0	0	5	6	3	11	2	13	2	0	0	0	27
40	Astle, David	g	0	0	0	0	0	0	0	0	0	0	0	0	0	0	27
52	Miller, Jared	g	1	2	0	0	0	0	2	2	1	2	0	0	0	0	7
Team Totals									0	3	3			0			
TOTALS			19	37	2	5	21	25	6	30	36	15	61	12	19	13	1 200

Deadball Rebounds: 2, 0: 2  
 Tot FG %: 1st Half: 7-17 .412 2nd Half: 12-20 .600 Game: .514  
 3-PT FG %: 1st Half: 1-2 .500 2nd Half: 1-3 .333 Game: .400  
 FT %: 1st Half: 4-6 .667 2nd Half: 17-19 .895 Game: .840

University of Virginia 21-12

UVA (HOME)			Total 3-Pts				Rebounds												
			FG	AT	FG	AT	FT	AT	OF	DF	TP	PF	TP	A	TO	BLK	ST	MIN	
12	Turner, Kenny	f	3	17	1	6	1	2	7	1	8	5	8	0	1	0	3	32	
20	Stith, Bryant	f	4	13	0	3	5	4	4	4	8	2	13	0	4	1	2	38	
42	Jeffries, Ted	c	3	9	0	0	0	0	3	3	6	2	6	0	2	0	1	34	
10	Oliver, Anthony	g	0	5	0	1	0	0	0	0	0	5	0	2	1	0	1	20	
22	Crotty, John	g	8	18	0	3	4	5	1	2	3	3	20	4	0	0	3	40	
4	Kirby, Terry		0	0	0	0	0	0	0	0	0	0	0	0	0	0	0	--	
5	Floriani, Bernie		0	0	0	0	0	0	0	0	0	0	0	0	0	0	0	1	
11	Smith, Doug		0	1	0	1	0	0	0	0	0	0	1	0	0	0	0	9	
21	Johnson, Derrick		0	0	0	0	0	0	0	0	0	0	0	0	0	0	0	--	
23	Ford, Blair		0	0	0	0	0	0	0	0	0	0	0	0	0	0	0	4	
24	Katstra, Dirk		0	2	0	1	0	0	0	0	0	0	0	0	0	0	0	--	
30	Blundin, Matt		0	0	0	0	0	0	0	2	2	1	0	0	0	0	0	12	
33	Parker, Cornell		0	0	0	0	1	2	0	1	1	4	1	0	0	0	0	10	
44	Stewart, Corey		0	0	0	0	0	0	0	0	0	0	0	0	0	0	0	--	
52	Wilson, Shawn		0	0	0	0	0	0	0	0	0	0	0	0	0	0	0	--	
Team Totals									3	1	4			0					
TOTALS				18	65	1	15	11	14	18	14	32	23	48	7	8	1	11	200

Deadball Rebounds: 2, 0: 2  
 Tot FG %: 1st Half: 8-31 .258 2nd Half: 10-34 .294 Game: .277  
 3-PT FG %: 1st Half: 1-4 .250 2nd Half: 0-11 .000 Game: .067  
 FT %: 1st Half: 5-7 .714 2nd Half: 6-7 .857 Game: .786

OFFICIALS: Hightower (R), Freund, Sanzere

Technical Fouls: none

Attendance: 14,776

Comments: Courtside software by CompuSTATS(TM) / San Diego, CA (619)296-7834

BYU 19 42 26 61  
UVA 22 26 26 48

OFFICIAL NCAA BASKETBALL BOX SCORE Date: 3/19/93 Arena: Carrier Dome

VISITORS (Last name, first) (Indicate starters by position or with an asterisk)		Starting Time		City, State		Syr NY	
No.	Team	FG	AT	FG	AT	FT	AT
45	BULLOCK, KEITH	5	11	0	1	5	5
23	EDWARDS, CAREY	5	9	2	6	3	3
54	MARSHALL, JAMAL	4	9	0	0	2	2
20	WILLIAMS, CHRIS	0	7	0	6	2	2
10	BIRMINGHAM, BRENTON	6	16	3	7	2	4
42	WILSON, CAREY	3	7	1	4	0	1
14	HUMAN, KEATON	0	1	0	0	0	0
24	BROWN, KAREEM	0	1	0	0	0	1
21	PHOENIX, JUSTIN	0	1	0	0	0	0
4	PHILO, PETE	0	0	0	0	0	1
15	DAYALLI, JAKE	1	1	1	1	0	0
Team Totals							
TOTALS	24	63	7	25	11	12	16

TEAM REBOUNDS (Included in Totals) 22 4

TOTAL FG%: 1st half 10-31 32.3% 2nd half 14-32 43.8% Game 24-63 38.1%

3-PT FG%: 1st half 3-14 21.4% 2nd half 4-11 36.4% Game 7-25 28.0%

FT%: 1st half 7-7 100% 2nd half 4-5 80% Game 11-12 91.7%

HOME (Last name, first) (Indicate starters by position or with an asterisk)

No.	Team	Virginia (20-9)		Shaw		FT		FTA		Rebounds		PF	TP	A	TO	BLK	S	MIN
		FG	FGA	FG	FGA	FT	FTA	ORL	DLT	ORL	DLT							
5	Parker, CORNEL	4	8	1	3	3	5	0	5	2	12	4	3	0	1	32		
4	BURROUGHS, JUNIOR	8	13	0	0	1	2	1	3	2	17	0	1	1	1	30		
42	JEFFRIES, TED	2	5	0	0	0	2	3	8	11	3	4	3	4	0	2	37	
22	WILLIAMS, JASON	3	5	1	2	2	2	3	1	4	2	9	2	1	0	0	32	
12	ALEXANDER, COREY	10	18	4	9	3	6	2	5	7	1	27	4	3	0	2	38	
11	SMITH, DOUG	0	4	0	4	5	6	1	2	3	1	5	4	0	0	2	28	
24	BARNES, YURI	2	2	0	0	0	0	1	0	1	0	1	1	0	0	0	13	
31	GRAYES, Bobby	0	0	0	0	0	0	0	0	0	0	0	0	0	0	0	0	0
52	Wilson, SHAWN	0	0	0	0	0	0	0	1	1	0	0	0	0	1	0	0	0
30	ALEXANDER, CHRIS	0	0	0	0	0	0	0	0	0	0	0	0	0	0	0	0	0
23	Mitchell, RAHSAAN	0	0	0	0	0	0	0	0	0	0	0	0	0	0	0	0	0
15	HAYLICK, CHRIS	0	0	0	0	0	0	0	0	0	0	0	0	0	0	0	0	0
	TEAM REBOUNDS (Included in Totals)																	

TEAM REBOUNDS (Included in Totals) 0 0

TOTAL FG%: 1st half 16-32 50.0% 2nd half 13-23 56.5% Game 29-55 52.7%

3-PT FG%: 1st half 4-9 44.4% 2nd half 2-9 22.2% Game 6-18 33.3%

FT%: 1st half 2-3 66.7% 2nd half 12-20 60.0% Game 14-23 60.9%

Technical Fouls:

Attendance: 13,703

Officials: Tom Rucker, Steve Welmer,

Phil Rova

NCAA 8880-8/92

OFFICIAL NCAA BASKETBALL BOX SCORE 03-26-93 E. Rutherford

Licensed To: N.J.S.E.A.

FINAL BOX

VISITORS: Virginia		FG FGA		3P 3PA		FT FTA		OR DR TOT		PF PTS		A TO BLK S MIN	
NO.	PLAYER	FG	AT	FG	AT	FT	AT	PF	PTS	A	TO	BLK	S
04	Junior Burroughs	F	7	15	0	1	4	2	6	8	2	15	2
22	Jason Williford	F	5	8	0	0	2	2	6	3	12	3	1
42	Ted Jeffries	C	4	6	0	0	1	2	1	3	3	9	1
05	Cornel Parker	G	1	5	1	3	0	0	2	5	7	3	3
12	Cory Alexander	G	3	14	3	7	2	3	0	1	1	3	11
11	Doug Smith	G	3	0	1	0	0	0	1	1	1	0	2
15	Chris Haylick	DNP											
23	Rock Mitchell	DNP											
24	Yuri Barnes	DNP											
31	Bobby Alexander	DNP											
33	Bobby Gray	DNP											
44	Maurice Watkins	DNP											
52	Shawn Wilson	DNP											
Team Totals													
TOTALS		21	53	4	11	8	13	11	21	32	20	54	13

FG 1st (9/27) 33.3 2nd (12/26) 46.2 OT Game (21/53) 39.6 DEADBALL

3PT 1st (3/5) 60.0 2nd (1/6) 16.7 OT Game (4/11) 36.4 REBOUNDS 2

FT 1st (3/5) 60.0 2nd (5/8) 62.5 OT Game (8/13) 61.5

HOME: Cincinnati

NO PLAYER		FG FGA		3P 3PA		FT FTA		OR DR TOT		PF PTS		A TO BLK S MIN	
NO.	PLAYER	FG	AT	FG	AT	FT	AT	PF	PTS	A	TO	BLK	S
04	Erik Martin	F	5	12	0	0	5	6	5	7	12	3	15
33	Terry Nelson	F	1	2	0	0	1	5	4	3	7	2	3
44	Corie Blount	C	9	14	0	0	1	2	5	6	11	2	19
10	Terrance Gibson	G	3	10	1	4	0	1	4	2	6	3	7
31	Nick Van Exel	G	6	21	3	11	4	5	0	1	1	3	19
20	David Evans	DNP											
21	Keith Gregor	DNP											
23	LaZelle Durden	DNP											
32	Mike Harris	DNP											
34	Jerome Gray	DNP											
43	Curtis Bostic	DNP											
52	Allen Jackson	DNP											
54	Darrick Ford	DNP											
55	John Jacobs	DNP											
Team Totals													
TOTALS		27	67	4	17	13	23	24	24	48	18	71	16

FG 1st (13/37) 35.1 2nd (14/30) 46.7 OT Game (27/67) 40.3 DEADBALL

3PT 1st (2/13) 15.4 2nd (2/4) 50.0 OT Game (4/17) 23.5 REBOUNDS 5

FT 1st (3/6) 50.0 2nd (10/17) 58.8 OT Game (13/23) 56.5

Technical Fouls:

Attendance:

OFFICIALS:

#1- Dave Libbey

#2- Tom Lopez

#3- David Hall

TECHNICAL FOULS

INDIVIDUAL:

Virginia: none

Cincinnati: none

16:51 2nd Van Exel

SCORE BY PERIODS

1st 2nd 3rd 4th OT FINAL

Virginia 24 30 34 31 79

Cincinnati 31 40 71

Copyright (c) 1992-93 Play By Play Corporation. All Rights Reserved.

This report has been produced by STATMAN II (tm) 4.02.FWC

# Revised

## OFFICIAL BASKETBALL BOX SCORE -- GAME TOTALS

New Mexico vs Virginia

3/18/94 11:50 am at NCAA 1st Round, ARCO Arena, Sacramento

VISITORS: New Mexico (23-8)

No.	NAME	TOT-FG		3-PT		REBOUNDS		PF	TP	A	TO	BLK	S	MIN					
		FG	FGA	FG	FGA	FT	FTA												
20	WHITE, Marlow	f	5	15	1	9	1	2	3	5	2	12	1	3	0	1	37		
30	NEVES, Canonchet	f	2	10	1	6	1	2	2	5	7	2	6	1	1	0	1	35	
25	LAMAR, Lewis	c	2	4	0	0	0	0	4	4	8	4	4	0	2	2	1	34	
05	SMITH, Charles	g	7	12	2	3	4	7	2	3	5	2	20	2	1	0	1	32	
12	BROWN, Greg	g	5	15	2	7	0	0	2	3	5	3	12	4	2	0	1	38	
04	WILLIS, Frank	0	0	0	0	0	0	0	0	0	0	0	0	0	0	0	0	0	
22	PRITCHETT, Scott	0	2	0	0	0	0	0	0	0	0	0	0	0	2	0	1	10	
34	GRIBGO, J.J.	0	1	0	0	0	0	0	0	1	1	0	0	0	0	0	0	3	
35	HAYDEN, Brian	0	0	0	0	0	0	0	1	0	1	0	0	0	0	0	0	6	
45	SCHORNSTEIN, Greg	0	1	0	0	0	0	0	0	0	0	0	0	0	0	0	0	5	
TEAM REBOUNDS.....								2		2									
TOTALS		21		60		6		25		6		10		15		21		36	

TOTAL FG% 1st Half: 11-30 .367 2nd Half: 10-30 .333 Game: .350 DEADBALL  
 3-Pt. FG% 1st Half: 3-11 .273 2nd Half: 3-14 .214 Game: .240 REBOUNDS  
 F Throw % 1st Half: 3-5 .600 2nd Half: 3-5 .600 Game: .600 4

HOME TEAM: Virginia (18-12)

No.		N A M E		TOT-FG		3-PT		REBOUNDS											
		FG	FGA	FG	FGA	FT	FTA	OF	DE	TOT	PF	TP	A	TO	BLK	S	MIN		
13 ROBINSON, Jamal		f	2	8	0	0	2	2	3	3	6	3	6	1	1	1	3	28	
22 WILLIFORD, Jason		f	2	7	0	2	1	2	6	2	8	4	5	1	1	0	0	18	
04 BURROUGH, Junior		c	9	19	0	1	2	6	3	5	8	1	20	1	2	1	0	38	
05 PARKER, Cornel		g	1	5	0	1	0	0	0	4	4	1	2	2	2	1	0	35	
21 DEANE, Harold		g	6	12	3	6	3	4	0	3	3	0	18	2	1	1	2	38	
15 HAVLICEK, Chris		0	0	0	0	0	0	0	0	0	0	0	0	0	0	0	0	1	
24 BARNES, Yuri		2	5	0	0	0	0	2	2	4	0	4	0	2	1	0	20		
30 ALEXANDER, Chris		0	0	0	0	0	0	0	2	2	0	0	0	0	0	0	17		
32 POWELL, Mike		1	1	0	0	0	0	0	1	1	2	2	0	1	0	0	5		
TEAM REBOUNDS.....										2		4							
TOTALS.....		23		57		3		10		8		14		16		40		11	

TOTAL FG% 1st Half: 11-32 .344 2nd Half: 12-25 .480 Game: .404 DEADBALL  
 3-Pt. FG% 1st Half: 1-6 .167 2nd Half: 2-4 .500 Game: .300 REBOUNDS  
 F Throw % 1st Half: 1-6 .167 2nd Half: 7-8 .875 Game: .571 3

OFFICIALS: Ted VALENTINE, Sid RODEHEFFER, Edward SCHUMER

TECHNICAL FOULS:

New Mexico - none

Virginia - none

ATTENDANCE: 16,477

SCORE BY PERIODS:

	1st	2nd	OT1	OT2	OT3	OT4	TOTAL
New Mexico	28	26					54
Virginia	24	33					57

## OFFICIAL BASKETBALL BOX SCORE -- GAME TOTALS

Virginia vs Arizona

3/20/94 12:00 at NCAA 2nd Round, ARCO Arena, Sacramento

VISITORS: Virginia (18-13)

No.	N A M E	TOT-FG		3-PT		REBOUNDS								PF	TP	A	TO	BLK	S	MIN
		FG	FGA	FG	FGA	FT	FTA	OF DE	OF DE	TOT										
04	BURROUGH, Junior	f	9	22	2	6	0	0	1	4	5	1	20	0	1	1	0	37		
22	WILLIFORD, Jason	f	4	11	4	6	2	2	4	2	6	4	14	3	1	0	2	32		
24	BARNES, Yuri	c	1	9	0	0	0	0	4	4	8	2	2	0	1	0	0	32		
05	PARKER, Cornel	g	2	6	1	3	1	2	3	3	6	4	6	1	1	0	0	33		
21	DEANE, Harold	g	6	17	2	11	0	0	1	3	4	4	14	6	4	0	2	31		
13	ROBINSON, Jamal	1	6	0	2	0	0	0	0	1	1	5	2	2	1	1	1	26		
15	HAVLICEK, Chris	0	0	0	0	0	0	0	0	0	0	0	0	0	0	0	0	0+		
30	ALEXANDER, Chris	0	0	0	0	0	0	2	2	0	2	0	7	0	0	0	0	7		
31	GRAVES, Bobby	0	0	0	0	0	0	0	0	0	0	0	0	0	0	0	0	0+		
32	POWELL, Mike	0	2	0	0	0	0	0	0	0	0	2	0	0	1	0	1	2		
52	WILSON, Shawn	0	1	0	0	0	0	0	0	0	0	0	0	0	0	0	0	0+		
TEAM REBOUNDS.....												1	3	4						
TOTALS		23		74	9		28	3	6	16	20	36	23	58	12	10	2	6	200	

TOTAL FG% 1st Half: 11-33 .333 2nd Half: 12-41 .293 Game: .311 DEADBALL  
 3-Pt. FG% 1st Half: 4-9 .444 2nd Half: 5-19 .263 Game: .263 REBOUNDS  
 F Throw % 1st Half: 0-2 .000 2nd Half: 3-4 .750 Game: .500 2, 1

HOME TEAM: Arizona (27-5)

No.	N A M E	TOT-FG		3-PT		REBOUNDS												
		FG	FGA	FG	FGA	FT	FTA	OF	DE	TOT	PF	TP	A	TO	BLK	S	MIN	
22	OWES, Ray	f	5	13	1	1	4	5	3	7	10	1	15	3	0	2	0	39
44	GEARY, Reggie	f	0	1	0	1	0	0	2	2	4	3	0	4	2	0	1	34
50	BLAIR, Joseph	c	3	4	0	0	0	0	3	9	12	1	6	2	1	4	0	32
03	REEVES, Khalid	g	10	20	0	5	10	13	2	3	5	2	30	2	6	0	2	36
20	STOUDAMIRE, Damon	g	6	14	2	6	6	7	0	5	5	2	20	1	4	0	1	38
11	RIGDON, Dylan	0	1	0	0	0	0	0	0	0	0	0	0	0	1	0	0	4
15	MCLEAN, Joe	0	2	0	2	0	0	0	0	1	1	1	0	0	0	0	0	8
33	WILLIAMS, Corey	0	0	0	0	0	0	0	0	0	0	0	0	0	0	0	0	0+
40	KELLEY, Jarvis	0	0	0	0	0	0	0	0	0	0	0	0	0	0	0	0	0+
51	FLANAGAN, Kevin	0	0	0	0	0	0	0	1	1	2	0	0	0	1	0	0	9
TEAM REBOUNDS.....		0 8 8																
TOTALS		24 55		3 15		20 25		11 36		47 10		71 12		15 6		4 20		

TOTAL FG% 1st Half: 14-30 .467 2nd Half: 10-25 .400 Game: .436 DEADBALL  
 3-Pt. FG% 1st Half: 3-8 .375 2nd Half: 0-7 .000 Game: .200 REBOUNDS  
 F Throw % 1st Half: 2-3 .667 2nd Half: 18-22 .818 Game: .800 4

OFFICIALS: Tom O'NEILL, Ted VALENTINE, Tim HUTCHINSON

TECHNICAL FOULS:

Virginia - none

Arizona - none

ATTENDANCE: 16,477

SCORE BY PERIODS:

	1st	2nd	OT1	OT2	OT3	OT4	TOTAL
Virginia	26	32					58
Arizona	33	38					71

## OFFICIAL NCAA BASKETBALL BOX SCORE Date 03/16/95 Site Dayton, Ohio

VISITORS (Last name, first) (Indicate starters by position or with an asterisk)

No.	NICHOLLS STATE		Total FG		3-point		FT	Rebounds			PF	TP	A	TO	BLK	S	MIN											
			FG	FGA	FG	FGA		FT	FTA	Off								Def	Total									
30	Watts, Derek	f	4	11	1	6	0	0	2	1	3	2	9	1	5	0	30											
54	King, Gerard	f	8	13	0	0	2	2	2	7	9	5	18	0	3	1	0 34											
55	Jackson, Reggie	c	5	10	0	1	0	0	2	7	9	2	10	3	1	0	3 34											
10	Washington, Ray	g	0	5	0	3	0	0	0	1	1	3	0	5	6	0	1 22											
20	Castle, Terrel	g	2	8	1	1	2	2	1	1	2	4	7	1	2	0	2 27											
12	Russ, Todd	5	7	3	5	0	0	0	0	1	1	3	13	0	0	0	1 14											
22	Franklin, Kendrick	2	7	1	4	3	4	0	1	1	1	1	8	1	3	1	1 16											
24	Richard, Keith	1	4	1	2	0	0	2	0	2	3	3	0	1	0	0	0 8											
35	Howard, Taurus	1	1	0	0	0	0	1	1	2	1	2	2	2	0	0	0 9											
44	Hanzly, Nathan	1	1	0	0	0	0	0	0	0	0	1	2	0	0	0	0 5											
52	Davis, Kendrick	0	0	0	0	0	0	0	1	0	1	1	0	0	0	0	0 1											
TEAM REBOUNDS (included in Totals)													2	1	3													
TOTALS													29	67	7	22	7	8	13	21	34	26	72	14	22	2	8	200

TOTAL FG% 1st half 11-33 .333 2nd half 18-34 .529 Game: .433 DEADBALL  
 3-Pt. FG% 1st half 3-9 .333 2nd half 4-13 .308 Game: .318 REBOUNDS  
 FT% 1st half 2-2 1.000 2nd half 5-6 .833 Game: .875

HOME (Last name, first) (Indicate starters by position or with an asterisk)

No.	NAME	TOT-FG		3-PT		REBOUNDS		PF	TP	A	TO	BLK	S	MIN
		FG	FGA	FG	FGA	FT	FTA							
04	Burrough, Junior	f	6	13	0	0	4	6	3	6	9	2	16	2 2 1 2 34



OFFICIAL NCAA® BASKETBALL BOX SCORE Date 3/24/95 Arena Kemper Arena

VISITOR (Indicate starters by position or with an asterisk) Starting Time 9:30 pm City, State Kansas City, MO

No.	Team	W/L	FG	FGA	3PT	3PTA	FT	FTA	Reb	Off	Def	TP	A	TO	BLK	S	MIN
22	WILFORD, Jason		4	0	1	0	2	4	5	9	4	2	0	2	0	0	29
04	BURROUGH, Junior		7	21	0	1	4	7	4	8	12	1	0	2	0	0	34
30	ALEXANDER, Chris		0	1	0	0	0	3	2	5	4	0	1	1	1	1	17
05	STAPLES, Curtis		6	14	3	9	3	4	1	4	5	1	1	0	2	2	37
21	DEANE, Harold		7	15	2	6	6	7	0	6	6	3	2	3	0	1	29
24	BARNES, Yuri		1	2	0	0	3	4	1	4	5	4	0	1	1	1	18
13	ROBINSON, Jamal		1	6	0	1	0	0	2	0	2	3	1	0	0	0	17
25	NOLAN, Norman		0	0	0	0	0	0	0	0	0	1	0	2	1	0	8
32	ELLSWORTH, Perry		0	0	0	0	0	0	0	0	0	0	0	0	0	0	1
TEAM REBOUNDS (Included in Totals)																	
23 43 5 18 16 24 17 32 49 21 47 5 12 5 5 200																	

TOTAL FG%: 1st half 37.5 (12-32) 2nd half 35.5 (11-31) Game 36.5 (23-63) Deadball  
 3-PT FG%: 1st half 23.3 (3-9) 2nd half 22.2 (2-9) Game 27.8 (5-18) rebounds 3  
 FT%: 1st half 66.7 (4-6) 2nd half 66.7 (12-18) Game 66.7 (14-24)

HOME (Indicate starters by position or with an asterisk)

No.	Team	W/L	FG	FGA	3-point	FT	FTA	Rebounds			F	TP	A	TO	BLK	S	MIN	
			FG	FGA	3-point	FT	FTA	Off	Def	Total								
45	KUNZAS																	
45	LAURENTZ, Ralf		4	9	0	0	2	6	5	4	9	2	10	0	0	1	26	
21	PEARSON, Sean		0	4	0	4	0	2	0	1	1	1	0	0	1	0	13	
00	OSTERTAG, Greg		4	8	0	0	0	2	3	2	5	3	8	1	2	2	19	
11	VAUGHN, Jacques		6	11	1	2	0	1	1	4	5	4	13	7	4	0	36	
35	HAYNE, David		1	6	1	5	2	2	0	3	3	1	5	2	1	0	34	
31	POURBA, Scott		3	8	0	0	3	7	3	7	10	1	9	0	1	2	0	21
23	WILLIAMS, BT		2	4	0	0	0	0	2	2	5	4	0	0	0	0	12	
12	THOMAS, Billy		1	8	0	7	5	5	2	1	3	3	7	1	1	0	23	
33	GURLEY, Greg		0	3	0	3	2	0	2	2	0	2	0	0	0	0	12	
24	MCDANIEL, CB		0	1	0	0	0	0	0	0	0	1	0	0	0	0	4	
14	WHITLEY, T.J.		0	0	0	0	0	0	0	0	0	0	0	0	0	0	1	
44	BRANSTROM, S.		0	0	0	0	0	0	0	0	0	0	0	0	0	0	1	
5	NOYSE, Scott		0	0	0	0	0	0	0	0	0	0	0	0	0	0	1	
TEAM REBOUNDS (Included in Totals)																		
2 2 4																		
21 62 2 21 14 27 16 26 44 21 58 11 10 5 5 209																		

TOTAL FG%: 1st half 36.4 (12-33) 2nd half 31.0 (9-29) Game 33.9 (21-62) Deadball  
 3-PT FG%: 1st half 0.0 (0-8) 2nd half 15.4 (2-13) Game 9.5 (2-21) rebounds 6  
 FT%: 1st half 40.0 (4-10) 2nd half 58.0 (10-17) Game 57.9 (14-27)

Technical fouls: None  
 Attendance: 16,153  
 Officials: John Clougherty, Ted Hillary, Virginia 31 36 67  
 Kansas 28 30 58

OFFICIAL NCAA® BASKETBALL BOX SCORE Date 3/24/95 Arena Kemper Arena

VISITOR (Indicate starters by position or with an asterisk) Starting Time 4 pm City, State Kansas City, MO

No.	Team	W/L	FG	FGA	3PT	3PTA	FT	FTA	Reb	Off	Def	TP	A	TO	BLK	S	MIN
22	WILFORD		0	3	0	1	4	8	2	6	8	5	4	4	3	0	32
04	BURROUGH		6	14	1	1	9	11	8	8	16	3	22	1	1	0	39
30	ALEXANDER		0	2	0	0	0	3	3	6	3	0	0	3	0	0	23
05	STAPLES		6	15	4	10	0	0	1	3	4	4	16	2	0	0	38
21	DEANE		4	16	1	9	3	7	0	2	2	2	12	2	6	0	38
24	BARNES		0	1	0	0	1	2	0	0	0	2	1	0	1	0	10
13	ROBINSON		3	5	0	0	0	2	1	3	3	1	6	0	0	1	16
25	NOLAN		0	0	0	0	0	0	0	0	0	0	0	0	0	0	3
32	ELLSWORTH		0	0	0	0	0	0	0	0	0	0	0	0	0	0	1
TEAM REBOUNDS (Included in Totals)																	
19 56 6 21 17 28 18 23 41 22 41 9 14 1 0 200																	

TOTAL FG%: 1st half 29.2 (7-24) 2nd half 37.5 (12-32) Game 29.3 (19-56) Deadball  
 3-PT FG%: 1st half 20.0 (1-5) 2nd half 31.3 (5-16) Game 28.1 (4-14) rebounds 1  
 FT%: 1st half 71.4 (10-14) 2nd half 50.0 (7-14) Game 60.7 (17-28)

HOME (Indicate starters by position or with an asterisk)

No.	Team	W/L	FG	FGA	3PT	3PTA	FT	FTA	Reb	Off	Def	TP	A	TO	BLK	S	MIN
30	THURMAN		7	16	2	4	1	2	3	5	8	1	17	1	2	0	33
40	Martin		0	2	0	2	0	0	1	1	3	0	0	0	1	0	8
34	WILLIAMSON		8	13	0	0	5	6	2	7	9	3	21	3	3	0	25
12	MCDANIEL		1	2	0	1	2	2	0	1	1	3	4	1	1	0	29
14	BECK		1	5	0	2	5	6	4	2	6	4	7	3	2	0	20
15	STEWART		1	7	1	6	2	2	1	5	6	3	5	1	1	0	17
3	DILLARD		1	5	0	2	1	1	2	1	3	1	3	2	1	0	12
44	ROBINSON		0	1	0	1	0	0	0	3	3	1	0	0	0	0	9
22	RIMAC		2	4	2	4	0	0	0	0	0	1	6	1	1	0	15
33	WILSON		2	2	0	0	1	2	1	3	4	2	5	0	1	0	10
23	GARRETT		0	1	0	0	0	0	0	0	0	0	0	0	0	0	2
TEAM REBOUNDS (Included in Totals)																	
23 58 5 24 17 21 14 29 43 22 48 13 11 3 9 209																	

TOTAL FG%: 1st half 37.9 (11-29) 2nd half 41.4 (12-29) Game 39.7 (23-58) Deadball  
 3-PT FG%: 1st half 11.7 (2-12) 2nd half 35.0 (3-12) Game 20.8 (5-24) rebounds 2  
 FT%: 1st half 100.0 (2-2) 2nd half 77.8 (14-18) Game 81.0 (17-21)

Technical fouls: None  
 Attendance: 15,622  
 Officials: Charles Rancie, John Cahill, Virginia 25 36 61  
 Arkansas 27 41 68

E 410E 510L

217.90C

5a1

OFFICIAL NCAA BASKETBALL BOX SCORE Site: Huntsman Center-Salt Lake City

University of Virginia 18-13 Date: March 13, 1997

No.	Team	W/L	FG	FGA	3PT	3PTA	FT	FTA	Reb	Off	Def	TP	A	TO	BLK	S	MIN
25	NOLAN, Norman		4	6	0	0	0	0	1	2	3	2	8	1	1	0	21
22	ALEXANDER, Courtney		3	10	0	3	0	0	3	3	2	6	2	1	0	0	22
52	DUCHARME, Colin		2	4	0	0	4	4	0	1	1	0	8	1	0	1	25
5	STAPLES, Curtis		1	8	1	6	2	2	0	4	4	1	5	2	0	0	34
21	DEANE, Harold		8	15	4	9	4	4	1	2	4	24	3	1	0	0	39
13	ROBINSON, Jamal		0	2	0	0	0	0	1	2	3	4	0	0	0	0	16
15	McLAUGHLIN, Fotor		0	0	0	0	0	0	0	0	0	0	0	0	0	1	1
24	DEKSCHE, Willie		1	2	1	2	0	0	0	0	0	1	3	3	1	1	18
31	CURTIS, Michael		0	0	0	0	0	0	0	0	0	0	0	0	0	0	0
33	MARCACCINI, Monte		0	1	0	1	0	0	0	0	0	0	0	0	0	0	11
42	METHENEY, Chase		0	0	0	0	0	0	0	1	1	0	0	0	0	0	2
44	HUNTER, Kris		1	2	0	0	0	0	3	6	1	2	1	1	0	8	8
54	McANDREW, Craig		0	0	0	0	0	0	0	0	0	0	0	0	0	0	2
55	WALTON, Martin		0	0	0	0	0	0	0	0	0	0	0	0	0	0	1
Team Totals																	
22 50 6 21 10 10 6 21 27 16 60 14 5 3 1 200																	

Tot FG %: 1st Half: 11-28 .393 2nd Half: 11-22 .500 Game: .440  
 3-PT FG %: 1st Half: 2-12 .167 2nd Half: 4-9 .444 Game: .286  
 FT %: 1st Half: 4-4 1.000 2nd Half: 6-6 1.000 Game: 1.000

University of Iowa 22-9

IOWA (HOME)		Total 3 Pts								Rebounds											
		FG	AT	FG	AT	FT	AT	OF	DF	TP	PF	TP	A	TO	BLK	ST	MIN				
42	BOWEN, Ryan	f	7	11	1	2	0	0	10	6	16	0	15	2	0	0	126				
45	MOORE, Darryl	c	4	6	0	0	0	2	0	2	0	0	8	1	0	0	25				
13	RUCKER, Guy	g	8	16	0	0	3	4	4	5	11	9	1	0	4	0	29				
5	WOOLRIDGE, Andre	s	7	16	1	4	2	3	1	1	2	11	7	10	0	0	32				
32	McCAUSLAND, Kent	s	0	3	0	2	0	0	1	0	1	0	0	2	0	0	128				
3	BAUER, Jason		0	0	0	0	1	2	2	3	5	2	1	0	0	0	13				
11	TERRONES, BJ		0	0	0	0	0	0	0	0	0	0	0	0	0	0	1				
15	SMITH, Jason		0	0	0	0	0	0	0	0	0	0	0	0	0	0	1				
24	LUERSMANN, Ryan		0	0	0	0	0	0	0	0	0	0	0	0	0	0	1				
35	RABENOLD, Scott		0	0	0	0	0	0	0	0	0	0	0	0	0	0	1				
44	KOCH, J.R.		4	9	2	5	0	0	1	3	4	3	10	3	2	1	17				
50	ROBINSON, Alvin		0	1	0	0	0	0	0	0	0	0	0	0	0	0	1				
51	REBHOLZ, Mike		0	0	0	0	0	0	0	0	0	0	0	0	0	0	1				
53	HABERER, Brian		0	1	0	1	0	0	0	0	0	0	0	0	0	0	1				
Team Totals									5	2	7			0							
TOTALS			30	69	4	19	9	15	22	22	44	10	73	21	3	5	3 200				



## Official Basketball Box Score -- GAME TOTALS -- FINAL STATISTICS

Albany vs Virginia

03-16-07 12:15 PM ET at Nationwide Arena, Columbus, OH

VISITORS: Albany 23-10

#	Player Name	TOT-FG		3-PT		REBOUNDS			PF	TP	A	TO	BLK	S	MIN
		FG-FGA	FG-FGA	FT-FTA	OF DE TOT	PF	TP	A TO BLK S MIN							
01	SIGGERS, Jason.....	f	5-13	1-6	0-0	4	1	5	4	11	5	3	0	1	32
34	WILSON, Brent.....	f	5-12	3-9	0-0	0	4	4	3	13	0	0	1	1	36
42	COVINGTON, Jimmie....	c	0-0	0-0	0-0	0	0	0	1	0	0	0	0	0	11
21	LILLIS, Brian.....	g	0-4	0-1	0-0	2	2	4	3	0	2	1	1	0	25
31	WILSON, Jamar.....	g	9-18	4-7	3-5	1	3	4	1	25	3	1	1	0	39
00	ROSS, Carl.....	g	0-1	0-0	2-2	1	0	1	0	2	3	1	0	0	14
02	KNIGHT, Michael.....	g	0-0	0-0	0-0	0	0	0	0	0	0	0	0	0	1
03	BAUMAN, David.....	g	0-1	0-1	0-0	0	0	0	0	0	0	0	0	0	1
14	IATTI, Jon.....	g	0-3	0-2	0-0	1	0	1	2	0	2	1	0	0	10
33	CONNELLY, Brian.....	g	3-5	0-0	0-0	1	1	2	2	6	0	1	1	0	24
54	GIFFORD, Brett.....	g	0-1	0-0	0-0	1	0	1	3	0	1	0	0	0	7
TEAM.....					1	2	3								
Totals.....			22-58	8-26	5-7	12	13	25	19	57	16	9	4	2	200

TOTAL FG% 1st Half: 10-30 33.3% 2nd Half: 12-28 42.9% Game: 37.9% DEADB  
 3-PT. FG% 1st Half: 3-15 20.0% 2nd Half: 5-11 45.5% Game: 30.8% REBS  
 F Throw % 1st Half: 2-3 66.7% 2nd Half: 3-4 75.0% Game: 71.4% 0

HOME TEAM: Virginia 21-10

#	Player Name	TOT-FG		3-PT		REBOUNDS			PF	TP	A	TO	BLK	S	MIN
		FG-FGA	FG-FGA	FT-FTA	OF DE TOT	PF	TP	A TO BLK S MIN							
24	DIANE, Mamadi.....	f	3-5	2-3	2-2	1	4	5	0	10	0	2	0	0	33
33	CAIN, Jason.....	f	3-5	0-0	0-0	4	2	6	3	6	2	1	0	0	20
21	SOROYE, Tunji.....	c	4-8	0-0	1-1	3	2	5	1	9	1	0	2	1	24
02	REYNOLDS, J.R.....	g	9-13	5-7	1-6	3	4	7	4	28	1	3	0	2	30
44	SINGLETERY, Sean.....	g	9-15	2-4	3-5	1	5	6	1	23	9	1	0	0	33
01	HARRIS, Will.....	g	0-2	0-0	0-0	0	1	1	0	0	0	0	1	0	9
11	MIKALAIUSKAS, Laurynas	g	0-1	0-0	2-2	0	3	3	2	2	1	1	2	0	14
12	TUCKER, Jamil.....	g	0-0	0-0	0-0	0	0	0	0	0	0	0	0	0	10
30	JOSEPH, Adrian.....	g	1-6	0-3	2-2	0	4	4	1	4	1	0	0	0	20
31	BURNS, Andy.....	g	0-0	0-0	0-0	0	0	0	0	0	0	0	0	0	1
34	PETTINELLA, Ryan.....	g	0-0	0-0	0-0	0	0	0	0	1	0	0	0	0	1
45	TAT, Solomon.....	g	1-1	0-0	0-0	0	0	0	0	1	2	1	0	0	3
55	MEYINSSE, Jerome.....	g	0-0	0-0	0-0	0	0	0	0	0	0	0	0	0	2
TEAM.....					3	1	4								
Totals.....			30-56	9-17	15-18	15	26	41	14	84	16	8	5	3	200

TOTAL FG% 1st Half: 15-28 53.6% 2nd Half: 15-28 53.6% Game: 53.6% DEADB  
 3-PT. FG% 1st Half: 5-9 55.6% 2nd Half: 4-8 50.0% Game: 52.9% REBS  
 F Throw % 1st Half: 10-12 83.3% 2nd Half: 5-6 83.3% Game: 83.3% 1

Officials: Tom Lopes, Hal Husk, Sean Singletary

Technical fouls: Albany-None. Virginia-None.

Attendance:

Score by Periods 1st 2nd Total

Albany..... 25 32 - 57

Virginia..... 45 39 - 84

ID-535466

Points in the paint-ALBANY 20, VA 30. Points off turnovers-ALBANY 9, VA 10.

2nd chance points-ALBANY 4, VA 16. Fast break points-ALBANY 0, VA 15.

Bench points-ALBANY 8, VA 8. Score tied-0 times. Lead changed-0 times.

Last FG-ALBANY 2nd-01:37, VA 2nd-00:47.

Largest lead-ALBANY None, VA by 30 2nd-15:05.

## Official Basketball Box Score -- GAME TOTALS -- FINAL STATISTICS

Tennessee vs Virginia

3/18/07 12:10 PM ET at Nationwide Arena - Columbus, Ohio

VISITORS: Tennessee 24-10

#	Player Name	TOT-FG		3-PT		REBOUNDS			PF	TP	A	TO	BLK	S	MIN
		FG-FGA	FG-FGA	FT-FTA	OF DE TOT	PF	TP	A TO BLK S MIN							
04	CHISM, Wayne.....	f	3-5	2-2	5-9	1	4	5	5	13	0	2	0	0	18
23	BRADSHAW, Dane.....	f	1-5	1-2	0-2	0	3	3	3	3	5	1	0	2	23
02	SMITH, JaJuan.....	g	6-13	3-7	1-1	1	2	2	16	2	2	0	3	3	32
05	LOFTON, Chris.....	g	4-16	3-9	9-10	1	2	3	2	20	2	1	0	1	33
12	SMITH, Ramar.....	g	1-4	0-2	5-8	1	5	6	5	7	1	5	0	0	32
15	HOWELL, Jordan.....	g	0-1	0-1	0-0	0	0	0	0	0	1	1	0	0	10
25	TABB, Josh.....	g	1-2	0-1	0-0	1	1	2	3	2	0	2	0	0	13
32	CREWS, Duke.....	g	3-4	0-0	0-0	1	1	2	3	6	0	1	0	1	18
34	CHILDRESS, Ryan.....	g	3-4	2-2	2-2	4	4	8	2	10	1	1	0	0	21
TEAM.....					2	6	8								
Totals.....			22-54	11-26	22-32	12	27	39	25	77	12	16	0	7	200

TOTAL FG% 1st Half: 10-29 34.5% 2nd Half: 12-25 48.0% Game: 40.7% DEADB  
 3-PT. FG% 1st Half: 6-16 37.5% 2nd Half: 5-10 50.0% Game: 42.3% REBS  
 F Throw % 1st Half: 9-16 56.3% 2nd Half: 13-16 81.3% Game: 68.8% 7,1

HOME TEAM: Virginia 21-11

HOFER 1047, Virginia Tech 11															
##	Player Name	TOT-FG		3-PT		REBOUNDS			PF	TP	A	TO	BLK	S	MIN
		FG-FGA	FG-FGA	FT-FTA	OF	DE	TOT								
24	DIANE, Mamadi.....	f	0-4	0-4	0-0	0	1	1	4	0	0	1	1	1	33
33	CAIN, Jason.....	f	0-1	0-0	9-10	1	4	5	4	9	0	1	0	1	30
21	SOROYE, Tunji.....	c	0-2	0-0	2-2	1	2	3	2	2	0	0	3	1	21
02	REYNOLDS, J.R.....	g	8-16	4-11	6-6	0	1	1	2	26	0	3	0	1	34
44	SINGLETERY, Sean.....	g	4-14	1-7	10-12	1	5	6	4	19	5	6	0	1	39
01	HARRIS, Will.....	g	0-0	0-0	0-0	0	0	0	0	0	0	0	0	0	1
11	MIKALAIUSKAS, Laurynas	g	0-0	0-0	3-4	0	3	3	4	3	0	0	0	0	7
12	TUCKER, Jamil.....	g	1-2	1-1	0-0	0	0	0	2	3	0	0	0	0	6
30	JOSEPH, Adrian.....	g	4-7	1-3	1-2	2	3	5	3	10	0	1	0	23	
34	PETTINELLA, Ryan.....	g	0-0	0-0	0-0	0	0	0	0	0	0	0	0	0	1
45	TAT, Solomon.....	g	1-2	0-0	0-0	0	3	3	1	2	0	1	0	0	5
TEAM.....					1	1	2								
Totals.....			18-48	7-26	31-36	6	23	29	26	74	5	12	5	5	200

TOTAL FG% 1st Half: 10-24 41.7% 2nd Half: 8-24 33.3% Game: 37.5% DEADB  
 3-PT. FG% 1st Half: 5-13 38.5% 2nd Half: 2-13 15.4% Game: 26.9% REBS  
 F Throw % 1st Half: 13-15 86.7% 2nd Half: 18-21 85.7% Game: 86.1% 1

Officials: John Higgins, Paul Janssen, Hal Lusk

Technical fouls: Tennessee-None. Virginia-None.

Attendance:

Score by Periods 1st 2nd Total

Tennessee..... 35 42 - 77

Virginia..... 38 36 - 74

ID-535488

Points in the paint-UT 18, VA 14. Points off turnovers-UT 13, VA 24.

2nd chance points-UT 8, VA 5. Fast break points-UT 7, VA 4.

Bench points-UT 18, VA 18. Score tied-3 times. Lead changed-3 times.

Last FG-UT 2nd-02:31, VA 2nd-00:12.

Largest lead-UT by 10 2nd-13:06, VA by 11 1st-04:30.

## Official Basketball Box Score -- Game Totals -- Final Statistics

Coastal Carolina vs Virginia

3/21/14 9:15 p.m. at Raleigh, N.C. (PNC Arena)

Coastal Carolina 59 • 21-13

#	Player	Total		3-Ptr		Rebounds			PF	TP	A	TO	Blk	Stl	Min
		FG-FGA	FG-FGA	FT-FTA	Off Def Tot	PF	TP	A TO Blk Stl Min							
00	GILLIS, Warren	*	5-7	0-0	3-4	0	5	5	5	13	2	3	0	2	34
03	CAMERON, Josh	*	1-5	0-2	0-0	0	1	1	2	2	5	1	0	1	16
11	NDIEGUENE, El Hadji	*	2-5	0-0	1-2	0	4	4	3	5	2	1	1	0	23
22	WILSON, Elijah	*	2-13	2-7	0-0	2	3	5	2	6	1	0	0	0	36
23	DIAGNE, Badou	*	4-9	2-4	4-6	1	5	6	3	14	1	0	0	0	33
05	SMITH, Eric	*	2-4	2-3	0-0	0	2	2	1	6	0	1	0	0	24
12	ENANGA, Michael	*	1-1	1-1	0-0	0	2	2	1	3	2	1	0	0	10
13	LJESKOVIC, Uros	*	1-2	0-0	0-0	0	0	0	1	2	0	1	1	0	10
21	CURTIS, Trisitan	*	1-1	1-1	0-0	0	0	0	0	3	0	0	0	0	9
30	RAY-ST CYR, Colton	*	2-2	1-1	0-2	0	1	1	1	5	0	0	0	1	3
55	BUFFKIN, Kyle	*	0-1	0-0	0-0	0	0	0	0	0	0	0	0	0	2
Team					2	0	2								
Totals			21-50	9-19	8-14	5	23	28	19	59	13	8	2	5	200

FG % 1st Half: 13-25 52.0% 2nd half: 8-25 32.0% Game: 21-50 42.0%  
 3FG % 1st Half: 5-10 50.0% 2nd half: 4-9 44.4% Game: 9-19 47.4%  
 FT % 1st Half: 4-6 66.7% 2nd half: 4-8 50.0% Game: 8-14 57.1%

Virginia 70 • 29-6

#	Player	Total		3-Ptr		Rebounds			PF	TP	A</
---	--------	-------	--	-------	--	----------	--	--	----	----	-----

Official Basketball Box Score -- Game Totals -- Final Statistics  
Memphis vs Virginia  
3/23/14 8:40 p.m. at Raleigh, N.C. (PNC Arena)

Memphis 60 • 23-10

#	Player	Total		3-Ptr		Rebounds			PF	TP	A	TO	Blk	Stl	Min
		FG-FGA	FG-FGA	FT-FTA	Off	Def	Tot								
02	GOODWIN, Shaq	f	3-8	0-0	1-4	1	5	6	2	7	4	1	2	0	32
04	NICHOLS, Austin	f	7-12	0-0	1-4	0	2	2	0	15	1	1	0	0	26
01	JACKSON, Joe	g	3-6	1-1	0-0	0	1	1	1	7	3	2	0	1	30
03	CRAWFORD, Chris	g	1-7	1-6	0-0	1	2	3	3	3	1	0	0	0	26
55	JOHNSON, Geron	g	3-7	0-2	5-8	2	3	5	3	11	2	1	0	2	31
00	WILSON, Damien		0-1	0-0	0-0	0	0	0	0	0	1	0	0	0	5
05	KING, Nick		3-7	0-0	2-3	2	1	3	2	8	1	0	0	3	13
11	DIXON JR., Michael		2-8	1-4	0-0	0	0	0	1	5	2	1	0	1	21
12	PELLOM, David		1-2	0-0	0-2	2	2	4	2	2	1	0	0	0	11
23	IVERSON, Kuran		1-1	0-0	0-0	0	1	1	0	2	0	0	1	0	3
32	DRAPER, Trey		0-0	0-0	0-0	0	0	0	0	0	0	0	0	0	1
42	MCDOWELL, Jake		0-0	0-0	0-0	0	0	0	0	0	0	0	0	0	1
Team							0	3	3						
Totals			24-59	3-13	9-21	8	20	28	14	60	16	6	3	7	200
FG % 1st Half: 8-30		26.7%	2nd half: 16-29		55.2%	Game: 24-59		40.7%	Deadball						
3FG % 1st Half: 1-9		11.1%	2nd half: 2-4		50.0%	Game: 3-13		23.1%	Rebounds						
FT % 1st Half: 3-4		75.0%	2nd half: 6-17		35.3%	Game: 9-21		42.9%	5						

Virginia 78 • 30-6

#	Player	Total		3-Ptr		Rebounds			PF	TP	A	TO	Blk	Stl	Min
		FG-FGA	FG-FGA	FT-FTA	Off	Def	Tot								
12	Joe Harris	f	6-10	2-5	2-4	0	5	5	2	16	1	2	0	0	31
25	Akil Mitchell	f	2-2	0-0	0-0	0	5	5	2	4	1	3	0	2	22
10	Mike Tobey	c	5-8	1-1	0-0	1	5	6	2	11	0	0	2	0	24
15	Malcolm Brogdon	g	4-8	0-0	2-2	0	2	2	1	10	4	2	0	0	30
23	London Perrantes	g	3-7	2-4	0-0	0	0	0	1	8	2	0	0	0	33
01	Justin Anderson		4-8	0-1	2-3	2	2	4	1	10	4	2	2	0	21
05	Teven Jones		0-2	0-0	0-0	0	0	0	1	0	0	0	0	0	3
11	Evan Nolte		1-1	0-0	4-4	0	1	1	4	6	0	0	0	0	10
13	Anthony Gill		5-7	0-0	3-3	1	7	8	1	13	1	0	2	1	19
30	Thomas Rogers		0-0	0-0	0-0	0	0	0	1	0	0	0	0	0	2
32	Darion Atkins		0-1	0-0	0-0	1	0	1	0	0	1	0	0	0	5
Team							1	7	8						
Totals			30-54	5-11	13-16	6	34	40	16	78	13	10	6	3	200
FG % 1st Half: 14-25		56.0%	2nd half: 16-29		55.2%	Game: 30-54		55.6%	Deadball						
3FG % 1st Half: 2-6		33.3%	2nd half: 3-5		60.0%	Game: 5-11		45.5%	Rebounds						
FT % 1st Half: 5-7		71.4%	2nd half: 8-9		88.9%	Game: 13-16		81.3%	1						

Officials: Mike Roberts, Don Daily, Lamar Simpson  
Technical fouls: Memphis-None. Virginia-None.  
Attendance: 18712

Score by periods	1st	2nd	Total
Memphis	20	40	60
Virginia	35	43	78

	Points	In	Off	2nd	Fast	Bench
MEM	42	Paint	T/O	Chance	Break	
VA	40	8	7	18	17	29

Last FG - MEM 2nd-00:21, VA 2nd-01:06.  
Largest lead - MEM by 4 1st-17:54, VA by 27 2nd-03:08.

Score tied - 4 times.  
Lead changed - 7 times.

Official Basketball Box Score -- Game Totals -- Final Statistics  
Michigan State vs Virginia  
03/28/14 10:07pm at Madison Square Garden, New York, NY

Michigan State 61 • 29-8

#	Player	Total		3-Ptr		Rebounds			PF	TP	A	TO	Blk	Stl	Min
		FG-FGA	FG-FGA	FT-FTA	Off	Def	Tot								
05	PAYNE, ADREIAN	f	5-12	2-5	4-4	0	5	5	2	16	2	1	2	1	32
22	DAWSON, BRANDEN	f	9-16	0-0	6-8	3	7	10	0	24	1	0	0	1	34
11	APPLING, KEITH	g	1-3	0-1	0-1	1	2	3	4	2	2	1	0	0	29
14	HARRIS, GARY	g	2-5	0-2	2-3	1	1	2	4	6	3	1	1	0	29
45	VALENTINE, DENZEL	g	1-4	1-2	0-0	0	5	5	2	3	3	2	0	1	35
00	BYRD, RUSSELL		0-0	0-0	0-0	1	0	1	0	0	0	0	0	0	0
03	ELLIS III, ALVIN		0-0	0-0	0-0	0	0	0	0	0	0	1	0	0	2
10	COSTELLO, MATT		1-1	0-0	0-0	0	1	1	3	2	0	2	1	0	4
20	TRICE, TRAVIS		1-4	1-3	2-2	0	1	1	0	5	1	1	0	2	25
30	KAMINSKI, KENNY		1-2	1-1	0-0	0	1	1	1	3	1	0	0	0	6
34	SCHILLING, GAVIN		0-0	0-0	0-0	0	0	0	0	0	0	0	0	0	4
Team							1	2	3						
Totals			21-47	5-14	14-18	7	25	32	16	61	13	10	4	5	200
FG % 1st Half: 11-23		47.8%	2nd half: 10-24		41.7%	Game: 21-47		44.7%	Deadball						
3FG % 1st Half: 3-8		37.5%	2nd half: 2-6		33.3%	Game: 5-14		35.7%	Rebounds						
FT % 1st Half: 6-7		85.7%	2nd half: 8-11		72.7%	Game: 14-18		77.8%	2						

Virginia 59 • 30-7

#	Player	Total		3-Ptr		Rebounds			PF	TP	A	TO	Blk	Stl	Min
		FG-FGA	FG-FGA	FT-FTA	Off	Def	Tot								
10	Mike Tobey	f	2-4	0-0	0-0	0	1	1	3	4	0	0	0	0	10
25	Akil Mitchell	f	2-7	0-0	0-0	3	3	6	2	4	0	0	2	0	28
12	Joe Harris	g	6-14	2-7	3-5	0	3	3	3	17	3	1	0	1	32
15	Malcolm Brogdon	g	4-14	2-4	7-8	1	4	5	1	17	3	1	0	3	36
23	London Perrantes	g	2-6	1-3	2-2	0	2	2	1	7	4	2	0	1	36
01	Justin Anderson		1-4	1-4	0-0	0	3	3	3	0	0	1	0	0	21
05	Teven Jones		0-0	0-0	0-0	0	0	0	1	0	0	0	0	0	0+
11	Evan Nolte		1-2	0-0	0-0	2	3	5	0	2	0	1	0	0	15
13	Anthony Gill		1-5	0-0	1-2	0	1	1	2	3	0	1	1	0	19
32	Darion Atkins		1-1	0-0	0-0	2	1	3	0	2	0	0	0	0	3
Team							6	0	6						
Totals			20-57	6-18	13-17	14	21	35	16	59	10	6	4	5	200
FG % 1st Half: 11-29		37.9%	2nd half: 9-28		32.1%	Game: 20-57		35.1%	Deadball						
3FG % 1st Half: 3-10		30.0%	2nd half: 3-8		37.5%	Game: 6-18		33.3%	Rebounds						
FT % 1st Half: 2-4		50.0%	2nd half: 11-13		84.6%	Game: 13-17		76.5%	2						

Officials: L. Douglas Simmons, James Breeding, Brian O'Connell  
Technical fouls: Michigan State-None. Virginia-None.  
Attendance: 19314  
2014 NCAA Division I Men's Basketball East Regional Semifinal

Score by periods	1st	2nd	Total
Michigan State	31	30	61
Virginia	27	32	59

	Points	In	Off	2nd	Fast	Bench
MIST	30	Paint	T/O	Chance	Break	
VA	22	7	4	11	2	10

Last FG - MIST 2nd-00:50, VA 2nd-00:02.  
Largest lead - MIST by 10 1st-09:45, VA by 4 2nd-14:29.

Score tied - 7 times.  
Lead changed - 4 times.

Official Basketball Box Score -- Game Totals -- Final Statistics  
Belmont vs Virginia  
03/20/15 3:27 p.m. at Time Warner Cable Arena (Charlotte,N.C.)

Belmont 67 • 22-11

#	Player		Total			3-Ptr		Rebounds			PF	TP	A	TO	Blk	Stl	Min
			FG-FGA	FG-FGA	FT-FTA	Off	Def	Tot									
32	EGEKEZE, Amanze	f	3-5	0-1	2-2	1	3	4	8	0	1	0	1	0	20		
35	BRADDS, Evan	f	4-8	0-1	2-2	1	5	6	2	10	1	3	0	0	33		
20	BARNETTE, Taylor	g	3-9	1-7	0-0	0	1	1	3	7	2	1	0	0	33		
22	CHAMBERLAIN, Reece	g	2-5	1-3	1-2	1	1	2	4	6	4	3	0	3	32		
23	BRADSHAW, Craig	g	10-19	5-9	0-0	1	8	9	3	25	1	2	0	0	37		
01	LUKE, Austin		0-2	0-0	0-0	1	0	1	1	0	2	0	0	0	8		
02	SMITH, Nick		2-5	1-3	0-0	0	0	0	0	5	0	1	1	0	16		
04	MOBLEY, Holden		0-0	0-0	0-0	0	0	0	3	0	0	0	0	0	3		
05	CHOWBAY, Caleb		0-0	0-0	0-0	0	0	0	0	0	0	0	0	0	0+		
11	TURNER, Spencer		0-0	0-0	0-0	0	0	0	0	0	0	0	0	0	1		
21	SAMPSON, Burton		0-0	0-0	0-0	0	0	0	0	0	0	0	0	0	0+		
25	MERCER, Mack		3-4	0-1	0-0	1	1	2	1	6	1	1	1	0	12		
31	LESTER, Josh		0-0	0-0	0-0	0	0	0	0	0	0	0	0	0	0+		
41	HADDEN, Tyler		0-0	0-0	0-0	0	0	0	0	0	0	0	0	0	0+		
43	LAIDIG, Jeff		0-0	0-0	0-0	0	0	1	1	0	1	0	0	0	5		
	Team		27-57	8-25	5-6	6	23	29	22	67	12	12	2	4	200		
Totals																	
FG % 1st Half: 13-29			44.8%	2nd half: 14-28			50.0%	Game: 27-57			47.4%	Deadball					
3FG % 1st Half: 5-12			41.7%	2nd half: 3-13			23.1%	Game: 8-25			32.0%	Rebounds					
FT % 1st Half: 1-1			100.0%	2nd half: 4-5			80.0%	Game: 5-6			83.3%	1					

Official Basketball Box Score -- Game Totals -- Final Statistics  
Hampton vs Virginia  
3/17/16 3:10pm at Raleigh, NC

Hampton 45 • 21-11

#	Player	Total		3-Ptr		Rebounds			PF	TP	A TO Blk Stl					Min
		FG-FGA	FG-FGA	FT-FTA	Off Def Tot	PF	TP	A TO Blk Stl								
03	Chievous,Quinton	* 7-13	2-4	1-2	1 2 3	1	17	0 0 0 1	31							
04	Cooks,Lawrence	* 0-3	0-1	2-2	2 5 7	3	2	2 0 0 0	33							
14	Darden,Brian	* 3-11	1-6	0-0	0 2 2	0	7	0 0 0 0	36							
32	Adams,Dionte	* 0-2	0-0	0-0	1 0 1	1	0	0 1 0 0	20							
34	Johnson,Jr,Reginald	* 4-13	0-6	2-2	1 0 1	1	10	2 3 0 0	37							
12	Miller,Imani	0-0	0-0	0-0	0 0 0	1	0	0 0 0 0	3							
15	Aughburns,Brandon	0-1	0-0	0-0	0 0 0	0	0	0 0 0 0	1							
22	Barnes,Trevond	0-1	0-0	0-0	1 0 1	0	0	0 0 0 0	3							
25	Mitchell,Akim	0-0	0-0	0-0	0 2 2	1	0	0 0 0 0	6							
30	Pressley,Jervon	2-6	0-0	1-2	1 7 8	3	5	0 3 0 0	18							
31	Wilson-Fisher,Charle	1-3	0-1	2-2	0 1 1	0	4	0 0 0 0	7							
50	Fisher,Kalin	0-3	0-1	0-0	0 0 0	0	0	0 0 0 0	5							
Team					2 3 5											
Totals		17-56	3-19	8-10	9 22 31	11	45	4 7 0 1	200							
FG % 1st Half: 8-27 29.6% 2nd half: 9-29 31.0% Game: 17-56 30.4% Deadball Rebounds 1																
3FG % 1st Half: 2-11 18.2% 2nd half: 1-8 12.5% Game: 3-19 15.8%																
FT % 1st Half: 3-4 75.0% 2nd half: 5-6 83.3% Game: 8-10 80.0%																

Virginia 81 • 27-7

#	Player	Total		3-Ptr		Rebounds			PF	TP	A TO Blk Stl					Min
		FG-FGA	FG-FGA	FT-FTA	Off Def Tot	PF	TP	A TO Blk Stl								
00	Hall,Devon	* 0-2	0-2	0-0	0 3 3	2	0	2 1 0 0	26							
13	Gill,Anthony	* 8-13	0-0	3-3	2 5 7	2	19	4 1 0 0	27							
15	Brogdon,Malcolm	* 4-9	2-5	1-1	1 1 2	1	11	4 0 0 1	28							
21	Wilkins,Isaiah	* 3-4	0-0	0-2	2 2 4	0	6	2 1 2 0	17							
32	Perrantes,London	* 4-9	4-8	0-0	0 4 4	2	12	4 0 0 0	30							
04	Shayok,Marial	4-6	2-3	0-0	0 1 1	2	10	2 2 0 0	12							
10	Tobey,Mike	4-6	0-0	0-0	0 6 6	4	8	0 0 3 0	15							
11	Nolte,Evan	2-5	2-4	0-0	0 3 3	1	6	0 0 1 1	16							
24	Kirven,Caid	0-0	0-0	0-0	0 1 1	0	0	0 0 0 0	2							
31	Reuter,Jarred	0-0	0-0	0-0	0 0 0	0	0	1 0 0 0	3							
33	Salt,Jack	1-1	0-0	1-2	0 0 0	0	3	0 0 0 0	3							
34	Jones,Jeff	0-1	0-1	0-0	0 0 0	0	0	0 0 0 0	2							
51	Thompson,Darius	2-2	2-2	0-0	0 0 0	0	6	1 0 1 0	19							
Team					1 5 6											
Totals		32-58	12-25	5-8	6 31 37	14	81	20 5 7 4	200							
FG % 1st Half: 16-28 57.1% 2nd half: 16-30 53.3% Game: 32-58 55.2% Deadball Rebounds 1																
3FG % 1st Half: 7-13 53.8% 2nd half: 5-12 41.7% Game: 12-25 48.0%																
FT % 1st Half: 1-1 100.0 2nd half: 4-7 57.1% Game: 5-8 62.5%																

Officials: Eric Curry, Earl Walton, Bill McCarthy  
Technical fouls: Hampton-None. Virginia-None.  
Attendance:

Score by periods				Points HAMM VA	In Paint 20 26	Off T/O 4 9	2nd Chance 13	Fast Break 6 4	Bench 9 33
1st	2nd	Total							
Hampton	21	24	45						
Virginia	40	41	81						

Last FG - HAMM 2nd-02:13, VA 2nd-01:10.  
Largest lead - HAMM by 4 1st-17:32, VA by 36 2nd-01:10.  
HAMM led for 05:23. VA led for 34:04. Game was tied for 00:33.

Official Basketball Box Score -- Game Totals -- Final Statistics  
Butler vs Virginia  
3/19/16 7:10pm at Raleigh, NC

Butler 69 • 22-11

#	Player	Total		3-Ptr		Rebounds			PF	TP	A TO Blk Stl					Min
		FG-FGA	FG-FGA	FT-FTA	Off Def Tot	PF	TP	A TO Blk Stl								
04	Wideman, Tyler	* 2-4	0-0	1-2	1 2 3	2	5	1 2 1 0	16							
21	Jones, Roosevelt	* 6-16	0-0	6-8	3 2 5	4	18	2 0 0 0	33							
24	Dunham, Kellen	* 3-8	2-7	0-0	0 0 0	0	8	2 1 0 0	31							
30	Martin, Kelan	* 2-8	0-2	2-2	0 5 5	2	6	0 0 0 0	38							
45	Chrabascz, Andrew	* 9-13	4-4	3-5	0 2 2	2	25	0 1 0 0	35							
00	Etherington, Austin	2-3	1-1	0-0	0 3 3	5	5	2 0 0 0	27							
01	Lewis, Tyler	1-1	0-0	0-0	0 2 2	1	2	0 0 0 0	9							
05	Gathers, Jordan	0-1	0-1	0-0	0 1 1	1	0	2 0 0 0	11							
Team					0 1 1											
Totals		25-54	7-15	12-17	4 18 22	17	69	9 4 1 7	200							
FG % 1st Half: 10-22 45.5% 2nd half: 15-32 46.9% Game: 25-54 46.3% Deadball Rebounds 3,1																
3FG % 1st Half: 2-5 40.0% 2nd half: 5-10 50.0% Game: 7-15 46.7%																
FT % 1st Half: 3-6 50.0% 2nd half: 9-11 81.8% Game: 12-17 70.6%																

Virginia 77 • 28-7

#	Player	Total		3-Ptr		Rebounds			PF	TP	A TO Blk Stl					Min
		FG-FGA	FG-FGA	FT-FTA	Off Def Tot	PF	TP	A TO Blk Stl								
00	Hall,Devon	* 2-6	0-2	0-0	0 5 5	2	4	0 3 0 0	30							
13	Gill,Anthony	* 7-9	0-0	5-6	1 7 8	2	19	1 0 0 0	34							
15	Brogdon,Malcolm	* 8-14	0-3	6-6	1 4 5	2	22	5 2 1 2	39							
21	Wilkins,Isaiah	* 1-2	0-0	0-0	1 2 3	1	2	1 0 1 0	16							
32	Perrantes,London	* 2-7	1-3	3-4	0 4 4	2	8	3 3 0 0	38							
04	Shayok,Marial	4-9	1-2	3-5	0 3 3	1	12	1 0 0 0	25							
10	Tobey,Mike	5-5	0-0	0-0	2 0 2	2	10	0 0 0 0	9							
11	Nolte,Evan	0-0	0-0	0-0	0 0 0	0	0	0 0 0 0	6							
51	Thompson,Darius	0-0	0-0	0-0	0 0 0	1	0	0 1 0 0	3							
Team					1 1 2											
Totals		29-52	2-10	17-21	6 26 32	13	77	11 9 2 3	200							
FG % 1st Half: 10-26 38.5% 2nd half: 19-26 73.1% Game: 29-52 55.8% Deadball Rebounds 2,1																
3FG % 1st Half: 1-5 20.0% 2nd half: 1-5 20.0% Game: 2-10 20.0%																
FT % 1st Half: 2-2 100.0 2nd half: 15-19 78.9% Game: 17-21 81.0%																

Officials: Joseph DeRosa, Jeff Clark, Gene Steratoro  
Technical fouls: Butler-None. Virginia-None.  
Attendance:  
Fouled Out: Butler: #0 Etherington, A. @ 0:12.8 in 2nd half

Score by periods				Points BUTLER VA	In Paint 32 42	Off T/O 14 5	2nd Chance 9 12	Fast Break 6 4	Bench 7 22
1st	2nd	Total							
Butler	25	44	69						
Virginia	23	54	77						

Last FG - BUTLER 2nd-01:12, VA 2nd-01:28.  
Largest lead - BUTLER by 5 2nd-15:58, VA by 9 2nd-05:56.  
BUTLER led for 13:52. VA led for 17:48. Game was tied for 08:20.

Official Basketball Box Score -- Game Totals -- Final Statistics  
IOWA STATE vs VIRGINIA  
3/25/16 6:10 PM at United Center Chicago, IL

IOWA STATE 71 • 23-12

#	Player		Total		3-Ptr		Rebounds			PF	TP	A				Min
			FG-FGA	FG-FGA	FT-FTA	Off	Def	Tot	To			Blk	Stl			
1	McKay, Jameel	f	2-2	0-0	0-0	1	3	4	2	4	1	1	0	1	26	
2	Nader, Abdel	f	1-5	1-2	1-2	0	5	5	4	4	0	0	1	1	32	
11	Morris, Monte	g	5-12	0-3	0-2	0	1	1	2	10	8	1	0	0	40	
21	Thomas, Matt	g	4-8	2-5	2-2	0	2	2	2	12	2	0	0	0	37	
31	Niang, Georges	g	11-20	3-7	5-7	0	8	8	4	30	4	5	0	1	34	
00	Carter, Simeon		0-0	0-0	0-0	0	0	0	0	0	0	0	0	0	0+	
3	Cooke, Hallice		0-0	0-0	0-0	0	3	3	1	0	1	1	0	0	11	
30	Burton, Deonte		4-5	1-1	2-2	0	0	0	4	11	0	3	1	3	20	
	Team					1	0	1				1				
Totals			27-52	7-18	10-15	2	22	24	19	71	16	12	2	6	200	
FG % 1st Half: 10-23			43.5%	2nd half: 17-29		58.6%	Game: 27-52		51.9%						Deadball	
3FG % 1st Half: 6-11			54.5%	2nd half: 1-7		14.3%	Game: 7-18		38.9%						Rebounds	
FT % 1st Half: 5-6			83.3%	2nd half: 5-9		55.6%	Game: 10-15		66.7%						2	



**Official Basketball Box Score -- Game Totals -- Final Statistics**  
**UNC Wilmington vs Virginia**  
**3/16/17 12:40 p.m. at Orlando, Fla. (Amway Center)**

UNC Wilmington 71 • 29-6

#	Player	Total		3-Ptr		Rebounds			PF	TP	A	TO	Blk	Stl	Min
		FG-FGA	FG-FGA	FT-FTA	Off	Def	Tot								
15	CACOK, Devontae	f	5-6	0-0	2-2	6	9	15	3	12	1	3	1	0	33
00	MOSLEY, Ambrose	g	5-5	4-4	0-0	1	4	5	3	14	1	0	0	1	35
01	FLEMMINGS, Chris		7-16	2-9	2-3	3	6	9	3	18	4	3	1	1	38
10	INGRAM, Denzel	g	6-15	4-9	1-2	0	2	2	2	17	3	1	0	1	36
12	BRYCE, C.J.	g	2-11	0-2	4-7	1	2	3	2	8	1	0	0	0	37
04	TALLEY, Jordon		0-7	0-2	2-2	0	2	2	5	2	1	1	0	1	16
05	FORNES, Jaylen		0-0	0-0	0-0	0	0	0	1	0	0	0	0	0	0+
13	OGBODO, Chuck		0-0	0-0	0-0	0	0	0	0	0	1	0	0	0	2
21	BRYAN, Marcus		0-1	0-0	0-1	2	1	3	1	0	0	0	0	0	3
Team						1	0	1							
Totals			25-61	10-26	11-17	14	26	40	20	71	15	9	2	4	200
FG % 1st Half: 10-28		35.7%	2nd half: 15-33		45.5%	Game: 25-61		41.0%	Deadball						
3FG % 1st Half: 6-12		50.0%	2nd half: 4-14		28.6%	Game: 10-26		38.5%	Rebounds						
FT % 1st Half: 3-5		60.0%	2nd half: 8-12		66.7%	Game: 11-17		64.7%	1,1						

Virginia 76 • 23-10

#	Player	Total		3-Ptr		Rebounds			PF	TP	A	TO	Blk	Stl	Min
		FG-FGA	FG-FGA	FT-FTA	Off	Def	Tot								
32	PERRANTES, London	f	9-14	2-4	4-5	1	1	2	2	24	3	1	0	1	33
33	SALT, Jack	c	1-1	0-0	1-2	1	1	2	3	3	0	0	1	0	16
00	HALL, Devon	g	2-7	0-2	2-2	2	5	7	4	6	3	2	0	1	30
05	GUY, Kyle	g	2-4	1-2	0-0	0	3	3	3	5	1	1	0	0	25
51	THOMPSON, Darius	g	2-6	0-1	6-12	0	4	4	1	10	1	0	4	1	34
04	SHAYOK, Marial		8-14	3-5	4-4	0	3	3	1	23	1	1	0	2	30
11	JEROME, Ty		2-5	1-2	0-0	0	2	2	4	5	0	1	0	0	22
21	WILKINS, Isaiah		0-0	0-0	0-0	0	1	1	1	0	0	0	0	0	5
25	DIAKITE, Mamadi		0-1	0-1	0-0	0	2	2	0	0	0	2	0	0	5
Team						2	5	7							
Totals			26-52	7-17	17-25	6	27	33	19	76	9	8	5	5	200
FG % 1st Half: 12-24		50.0%	2nd half: 14-28		50.0%	Game: 26-52		50.0%	Deadball						
3FG % 1st Half: 3-10		30.0%	2nd half: 4-7		57.1%	Game: 7-17		41.2%	Rebounds						
FT % 1st Half: 3-4		75.0%	2nd half: 14-21		66.7%	Game: 17-25		68.0%	1						

Officials: Pat Adams, Karl Hess, Bill Ek  
 Technical fouls: UNC Wilmington-None. Virginia-None.  
 Attendance: 15037  
 2017 NCAA Men's Basketball Championship  
 First Round - Orlando, FL

Score by periods	1st	2nd	Total												
UNC Wilmington	29	42	71												
Virginia	30	46	76												

Last FG - UNCW 2nd-00:53, VA 2nd-00:25.  
 Largest lead - UNCW by 15 1st-07:25, VA by 10 2nd-07:57.  
 UNCW led for 15:38. VA led for 20:36. Game was tied for 03:46.

**Official Basketball Box Score -- Game Totals -- Final Statistics**  
**UMBC vs Virginia**  
**03/16/18 9:20 p.m. at Charlotte, N.C. (Spectrum Center)**

UMBC 74 • 25-10

#	Player	Total		3-Ptr		Rebounds			PF	TP	A	TO	Blk	Stl	Min
		FG-FGA	FG-FGA	FT-FTA	Off	Def	Tot								
30	Akin,Daniel	f	1-3	0-0	0-0	1	0	1	2	2	1	1	0	0	22
33	Lamar,Arkel	f	5-9	2-4	0-2	1	9	10	3	12	3	2	0	0	31
10	Lyles,Jairus	g	9-11	3-4	7-9	0	4	4	2	28	3	4	0	0	39
11	Maura,KJ	g	3-6	2-3	2-2	0	3	3	2	10	3	2	0	2	40
13	Sherburne,Joe	g	5-11	3-8	1-1	0	6	6	3	14	2	0	0	0	29
05	Grant,Jourdan		3-6	2-4	0-0	0	4	4	1	8	2	1	0	0	27
23	Curran,Max		0-2	0-1	0-0	1	1	2	0	0	2	0	0	0	10
35	Gerrity,Nolan		0-0	0-0	0-0	0	1	1	0	0	0	0	0	0	2
Team						1	1	2			2				
Totals			26-48	12-24	10-14	4	29	33	13	74	16	12	0	2	200
FG % 1st Half: 7-20		35.0%	2nd half: 19-28		67.9%	Game: 26-48		54.2%	Deadball						
3FG % 1st Half: 5-12		41.7%	2nd half: 7-12		58.3%	Game: 12-24		50.0%	Rebounds						
FT % 1st Half: 2-4		50.0%	2nd half: 8-10		80.0%	Game: 10-14		71.4%	3						

Virginia 54 • 31-3

#	Player	Total		3-Ptr		Rebounds			PF	TP	A	TO	Blk	Stl	Min
		FG-FGA	FG-FGA	FT-FTA	Off	Def	Tot								
21	Wilkins,Isaiah	f	3-7	1-2	0-0	4	1	5	5	7	1	0	0	1	24
33	Salt,Jack	c	0-1	0-0	0-2	0	4	4	0	0	0	0	0	0	21
00	Hall,Devon	g	1-9	0-6	0-0	0	1	1	3	2	1	0	0	0	28
05	Guy,Kyle	g	7-11	0-2	1-2	1	3	4	2	15	1	2	0	2	40
11	Jerome,Ty	g	6-16	2-9	1-1	0	3	3	4	15	2	3	0	4	39
23	Johnson,Nigel		4-10	1-3	0-0	0	1	1	0	9	0	0	0	1	24
25	Diakite,Mamadi		2-2	0-0	2-3	0	3	3	2	6	0	2	1	0	24
Team						0	1	1							
Totals			23-56	4-22	4-8	5	17	22	16	54	5	7	1	8	200
FG % 1st Half: 9-23		39.1%	2nd half: 14-33		42.4%	Game: 23-56		41.1%	Deadball						
3FG % 1st Half: 1-9		11.1%	2nd half: 3-13		23.1%	Game: 4-22		18.2%	Rebounds						
FT % 1st Half: 2-5		40.0%	2nd half: 2-3		66.7%	Game: 4-8		50.0%	3,2						

Officials: Tim Nestor, Tony Greene, Todd Austin  
 Technical fouls: UMBC-None. Virginia-None.  
 Attendance: 17943

Score by periods	1st	2nd	Total												
UMBC	21	53	74												
Virginia	21	33	54												

Last FG - UMBC 2nd-00:46, VA 2nd-01:03.  
 Largest lead - UMBC by 20 2nd-01:17, VA by 6 1st-06:32.  
 UMBC led for 21:44. VA led for 12:01. Game was tied for 06:15.

**Official Basketball Box Score -- Game Totals -- Final Statistics**  
**Virginia vs Florida**  
**3/18/17 8:50 p.m. at Orlando, Fla. (Amway Center)**

Virginia 39 • 23-11

#	Player	Total		3-Ptr		Rebounds			PF	TP	A	TO	Blk	Stl	Min
		FG-FGA	FG-FGA	FT-FTA	Off	Def	Tot								
25	DIAKITE, Mamadi	f	4-8	0-0	1-1	4	2	6	4	9	0	1	1	0	29
32	PERRANTES, London	f	2-12	0-4	2-2	0	1	1	0	6	3	4	0	0	32
33	SALT, Jack	c	4-5	0-0	0-0	2	8	10	2	8	0	1	1	1	26
00	HALL, Devon	g	0-3	0-1	0-0	1	0	1	5	0	1	2	0	0	18
51	THOMPSON, Darius	g	3-7	0-2	0-0	1	1	2	2	6	3	1	0	1	35
04	SHAYOK, Marial		2-9	1-3	2-2	0	2	2	3	7	0	1	1	1	21
05	GUY, Kyle		0-4	0-2	0-0	0	1	1	0	0	0	0	0	0	17
11	JEROME, Ty		0-4	0-3	0-0	0	5	5	1	0	1	1	0	0	17
31	REUTER, Jarred		1-2	0-0	1-2	0	0	0	0	3	0	0	0	1	5
Team						1	3	4							
Totals			16-54	1-15	6-7	9	23	32	17	39	8	11	3	4	200

# THE LAST TIME

## VIRGINIA INDIVIDUALS

- **Scored 30 points:** Kyle Guy vs. Marshall (12/31/18)
- **Scored 40 points:** Sean Singletary (41) at Miami (3/1/08)
- **Two players with 20 points:** Kyle Guy (25) and De'Andre Hunter (21) at Syracuse (3/4/19)
- **Three players with 20 points:** Chris Williams (27), Roger Mason, Jr. (22) and Donald Hand (20) vs. Duke (1/5/00)
- **Four players with 20 points:** Chris Williams (23), Donald Hand (22), Adam Hall (21) and Travis Watson (20) vs. Georgetown (3/15/00)
- **A player with back-to-back 25-point games:** Joe Harris, 26 vs. Virginia Tech (2/12/13), 27 at North Carolina (2/16/13)
- **One player scored in double figures:** Ty Jerome (18) vs. Georgia Tech (2/21/18)
- **No players scored in double figures:** vs. Florida (3/18/17)
- **Five players scored in double figures:** De'Andre Hunter (19), Kyle Guy (15), Ty Jerome (13), Kihei Clark (12), Mamadi Diakite (10) at Notre Dame (1/26/19)
- **Six players scored in double figures:** Sean Singletary (27), Adrian Joseph (13), Jamil Tucker (13), Mamadi Diane (12), Calvin Baker (11), Laurynas Mikalauskas (11), vs. Maryland (3/9/08)
- **Seven players scored in double figures:** Cornel Parker (20), Junior Burrough (15), Ted Jeffries (14), Cory Alexander (13), Jason Williford (12), Yuri Barnes (11) and Doug Smith (11) vs. Clemson (1/13/93)
- **Had 15 rebounds:** Mike Tobey (16) vs. Tenn. State (11/25/14)
- **Had 20 rebounds:** Mike Tobey (20) vs. Louisville (3/5/16)
- **Had 25 rebounds:** Bob Mortell (25) vs. Washington & Lee (2/27/60)
- **Two players with 10 rebounds:** Anthony Gill (13) and Darion Atkins (10) vs. Davidson (12/30/14)
- **Three players with 10 rebounds:** Yuri Barnes (13), Jason Williford (12) and Junior Burrough (11) vs. Rice (12/4/93)
- **Double-Double:** Ty Jerome (16 points, 14 assists) at Syracuse (3/4/19)
- **Two players had a double-double:** Anthony Gill (25 pts, 13 rebs) and D. Atkins (13 pts, 10 rebs) vs. Davidson (12/30/14)
- **Three players had a double-double:** Jason Williford (10 pts, 15 rebs), Ted Jeffries (23 pts, 10 rebs), and Cornel Parker (11 pts, 11 rebs) at William & Mary (1/25/93)
- **Double-Double with points and assists:** Ty Jerome (15 points, 11 assists) at North Carolina (2/11/19)
- **Triple-Double:** Ralph Sampson (15 pts, 22 rebs, 10 blks) vs. Old Dominion (12/29/79)
- **Four Double-Doubles in a row:** Mike Scott [5] (27 pts, 15 rebs) vs. Oklahoma (11/23/10), (16 pts, 10 rebs) vs. Wichita State (11/24/10), (17 pts, 12 rebs) at Minnesota (11/29/10), (21 pts, 13 rebs) at Virginia Tech (12/5/10), (10 pts, 13 rebs) vs. Radford (12/7/10)
- **20 points and 20 rebounds:** Travis Watson (21 points, 20 rebounds) vs. Wofford (1/2/03)
- **20 points and 10 rebounds:** De'Andre Hunter (20 points, 10 rebounds) vs. Notre Dame (2/16/19)
- **10 assists:** Ty Jerome (10) vs. NC State (3/14/19)
- **5 blocked Shots:** Jay Huff (5) vs. Austin Peay (11/13/17)
- **5 steals:** Ty Jerome (5) vs. Morgan State (12/8/18)
- **Led UVA in points, rebounds and assists:** De'Andre Hunter (15 points, 8 rebounds, 9 assists) vs. Middle Tenn. (11/21/18)
- **Hit a last second shot to win a game:** De'Andre Hunter at Louisville (3/1/18) [3-pointer at the buzzer]
- **Played every minute:** De'Andre Hunte (40) vs. Florida State (3/15/19)
- **Played more than 40 minutes:** Kyle Guy (45) and Ty Jerome (43) vs. Virginia Tech (2/12/17)

## VIRGINIA TEAM

- **Won in Overtime:** at NC State, 66-65 (1/29/19)
- **Lost in Overtime:** vs. Virginia Tech, 61-60 (2/10/18)
- **Played Two Overtimes:** at Virginia Tech, 80-78 2 OT (2/12/17)
- **Played Three Overtimes:** vs. Georgetown, L 115-111 (3/15/00)
- **Shot 70 percent for a half:** 70.4% (19-27) vs. Austin Peay - 1st Half (11/13/17)
- **Shot 60 percent in a game:** 60% (33-55) at Boston College (1/9/19)
- **Shot less than 30 percent in a game:** 29.5% (13-44) vs. VCU (12/9/18)
- **Shot 100 percent from the free throw line:** 100% (10-10) at Louisville (2/23/19)
- **Shot 90 percent from the free throw line:** 100% (6-6) vs. Virginia Tech (1/15/19)
- **Shot 70 percent from 3-point line:** 72% (18-25) at Syracuse (3/4/19)
- **Shot less than 30 percent in a half:** 23.8% (5-21) in 2nd Half vs. VCU (12/9/18)
- **Shot less than 20 percent in a half:** 18.2% (4-22) in 1st Half vs. California (12/22/15)
- **Shot 55 percent or better and lost:** 58.5% (31-53) at North Carolina (2/16/13)
- **Shot 50 percent or better and lost:** 52.8% (28-53) at Duke (1/19/19)
- **Attempted 50 FTs:** 52 (made 34) vs. Howard (12/12/94)
- **Attempted 35 3-pointers:** 38 (11-38) vs. Va. Tech (2/10/18)
- **Did Not Attempt a FT:** 0 vs. Wisconsin (11/27/17)
- **Made 30 FTs:** 31 (31 of 36) vs. Tennessee (3/18/07)
- **Made 15 3-pt FGs:** 18 at Syracuse (3/4/19)
- **Failed to make a 3-pt FG:** vs. St. Francis Brooklyn (11/15/16)
- **Had 50 rebounds:** 50 vs. Morgan State (11/13/15)
- **Had 25 assists:** 26 vs. Iowa State (3/25/16)
- **Had 15 steals:** 16 vs. NC State (2/24/08)
- **Had 10 blocks:** 11 vs. Norfolk State (11/16/14)
- **Scored 50 pts in a half:** 50 vs. Marshall, 2nd half (12/31/18)
- **Scored 60 pts in a half:** 60 vs. Gonzaga, 1st half (1/3/07)
- **Scored 70 pts in a half:** 70 vs. Coastal Carolina, 2nd half (11/20/00)
- **Scored 100 pts (ACC):** 103 vs. Maryland (1/16/07)
- **Scored 100 pts (non-conf):** 100 vs. Marshall (12/31/18)
- **Scored under 20 pts in 1st half:** 17 vs. Florida (3/18/17)
- **Scored under 20 pts in 2nd half:** 19 at No. Carolina (2/18/17)
- **Scored under 50 pts in a game:** 49 vs. Wisconsin (11/27/17)
- **Defeated top-5 opponent:** 65-63 at #4 Duke (1/27/18)
- **Defeated top-5 opponent on the road:** 65-63 at #4 Duke (1/27/18)
- **Defeated top-ranked opponent:** 86-73 vs. #1 North Carolina (1/30/86)
- **Won when trailing by 16 points:** Trained 32-16 during 63-61 vs. Ohio State (11/30/16)
- **Won when trailing by 17 points:** Trained 31-14 during 61-58 overtime win vs. Maryland (3/10/13)

## 2018-19 UVA MISCELLANEOUS STATISTICS

Largest halftime lead: 28 vs. Coppin State (11/16/18)  
 Largest halftime deficit: 10 at Louisville (2/23/19)  
 Largest halftime deficit overcome in a win: 10 at Louisville (2/23/19)  
 Largest halftime lead surrendered in a loss: N/A  
 Largest deficit overcome in a win: 12 at Louisville (2/23/19)  
 Largest lead surrendered in a loss: 2 points at Duke (2/9/19)  
 Largest deficit at any time: 14 vs. Duke (2/9/19)  
 Largest lead at any time: 43 vs. Marshall (12/31/18)  
 Most consecutive points scored: 17 vs. Coppin State (11/16/18)  
 Most consecutive points allowed: 16 vs. Florida State (1/5/19)  
 Longest scoring drought: 4:46 vs. Dayton (11/22/18)  
 Longest opponent scoring drought: 7:21 by Boston College (1/9/19)

## OPPONENT INDIVIDUALS

- **Scored 30 points:** RJ Barrett (30), Duke (1/19/19)
- **Scored 35 points:** Erick Green (35), Virginia Tech (1/24/13)
- **Scored 40 points:** J.J. Redick (40), Duke (1/28/06)
- **Scored 50 points:** Len Chappell (50), Wake (2/12/62)
- **Two players with 20 points:** Andrew White (23) and Tyus Battle (23) at Syracuse (2/4/17)
- **Two players with 25 points:** RJ Barrett (30) and Zion Williamson (27) at Duke (1/19/19)
- **Three players with 20 points:** Jordan McRae (21), Jarnell Stokes (20), Josh Richardson (20), at Tennessee (12/30/13)
- **Two players with 30 points:** Trevor Powell (31) and Tony Smith (31), at Marquette (2/3/90)
- **No players scored in double figures:** Florida State (1/5/19)
- **Five players scored in double figures:** Jaire Grayer (16), Otis Livingston (11), Shevon Thompson (11), Marquise Moore (10) and Marko Gujanic (10), vs. George Mason (11/22/15)
- **Six players scored in double figures:** C.J. Harris (15), Ari Stewart (12), Travis McKie (12), J.T. Terrell (11), Ty Walker (11), Gary Clark (10), at Wake Forest (1/29/11)
- **Seven players scored in double figures:** Stanley Burrell (15), Drew Lavender (13), C.J. Anderson (12), B.J. Raymond (12), Josh Duncan (11), Charles Bronson (11), and Jason Love (10), at Xavier (1/3/08)
- **Double-Double:** John Mooney (11 points, 15 rebounds), Notre Dame (2/16/19)
- **Double-Double with points and assists:** Keifer Sykes (21 pts, 10 assts) at Green Bay (12/7/13)
- **Two players had a double-double:** Marvin Bagley III (30 pts, 14 rebs) & Wendell Carter Jr. (14 pts, 15 rebs), Duke (1/27/18)
- **Had 15 rebounds:** John Mooney (15), Notre Dame (2/16/19)
- **Had 20 rebounds:** Tim Duncan (23), Wake Forest (2/22/97)
- **Had 10 assists:** Keifer Sykes (10), at Green Bay (12/7/13)
- **5 Blocked Shots:** Ben Lammers (6), at Georgia Tech (1/18/18)
- **5 Steals:** Briante Weber (5), VCU (12/6/14)
- **Hit a last second shot to win a game:** Donte DiVincenzo, Villanova (12/31/16), tip-in at the end of regulation

## OPPONENT TEAM

- **Shot less than 30 percent in a game:** 29.5% (18-61), vs. VCU (12/9/18)
- **Shot less than 30 percent in a game (ACC):** 25.9% (14-54), at Clemson (1/12/19)
- **Shot 60 percent in a game:** 63.8% (37-58), at Xavier (1/3/08)
- **Shot 55 percent or better and lost:** 55.3% (26-47), Cleveland State (11/25/09)
- **Scored 100 pts:** 106, Washington (11/22/10)
- **Scored 90 pts in an ACC game:** 93, North Carolina (2/16/13)
- **Scored 60 pts in a half:** 60, at Miami, 2nd half (3/1/08)
- **Scored 50 pts in a half:** 53, vs. UMBC, 2nd half (3/16/18)
- **Scored under 10 pts in 1st half:** 7, Pitt (2/24/18)
- **Scored under 20 pts in 1st half:** 19, Pitt (3/2/19)
- **Scored under 20 pts in 2nd half:** 19, Syracuse (3/4/19)
- **Scored under 40 pts in a game:** 37, Pitt (2/24/18)
- **Had 25 assists:** 27, at Xavier (1/3/08)
- **Had 15 steals:** 15, VMI (11/16/08)
- **Had 10 blocks:** 10 at Maryland (3/5/11)
- **Failed to make a 3-pt FG:** Georgia Tech (1/22/15)





# 2018-19 TV/Radio Roster




**0 • KIHAI CLARK**  
Fr. • G • 5-9 • 155  
Woodland Hills, Calif.



**1 • FRANCESCO BADOCCHI**  
R-Fr. • F • 6-7 • 205  
Milan, Italy



**2 • BRAXTON KEY**  
Jr. • F • 6-8 • 225  
Charlotte, N.C.



**5 • KYLE GUY**  
Jr. • G • 6-2 • 175  
Indianapolis, Ind.




**10 • JAYDEN NIXON**  
Fr. • G • 6-3 • 189  
Charlottesville, Va.



**11 • TY JEROME**  
Jr. • G • 6-5 • 195  
New Rochelle, N.Y.



**12 • DE'ANDRE HUNTER**  
R-So. • G • 6-7 • 225  
Philadelphia, Pa.



**13 • GRANT KERSEY**  
Jr. • G • 6-0 • 160  
Charlottesville, Va.



**22 • FRANCISCO CAFFARO**  
Fr. • C • 7-0 • 233  
Sante Fe, Argentina



**23 • KODY STATTMANN**  
Fr. • G • 6-7 • 187  
Queensland, Australia



**24 • MARCO ANTHONY**  
So. • G • 6-4 • 212  
San Antonio, Texas



**25 • MAMADI DIAKITE**  
R-Jr. • F • 6-9 • 228  
Conakry, Guinea



**30 • JAY HUFF**  
R-So. • F • 7-1 • 232  
Durham, N.C.



**33 • JACK SALT**  
R-Sr. • C • 6-10 • 250  
Auckland, New Zealand



**45 • AUSTIN KATSTRA**  
So. • F • 6-6 • 217  
Charlottesville, Va.



**TONY BENNETT**  
Head Coach  
10th Season



**JASON WILLIFORD**  
Associate Head Coach  
10th Season



**BRAD SODERBERG**  
Assistant Coach  
4th Season



**ORLANDO VANDROSS**  
Assistant Coach  
4th Season