



# VIRGINIA

## 2015-16 VIRGINIA CAVALIER WOMEN'S BASKETBALL GAME NOTES

### 2015-16 Schedule/Results

Nov. 13	at Middle Tennessee	7:30 p.m.
<b>Nov. 16</b>	<b>NORFOLK STATE</b>	<b>7 p.m.</b>
Nov. 19	at Auburn	7 p.m.
<b>Nov. 22</b>	<b>LONGWOOD</b>	<b>2 p.m.</b>
Nov. 26	vs. Green Bay^	1 p.m.
Nov. 27	vs. Rutgers^	3:15 p.m.
Nov. 28	vs. Tulane^	1 p.m.
<b>Dec. 02</b>	<b>IOWA</b>	<b>7 p.m.</b>
<b>Dec. 05</b>	<b>NJIT</b>	<b>7 p.m.</b>
<b>Dec. 08</b>	<b>BOWLING GREEN</b>	<b>11 a.m.</b>
<b>Dec. 18</b>	<b>CHARLESTON SOUTHERN</b>	<b>7 p.m.</b>
Dec. 21	at Ohio State	7 p.m.
<b>Dec. 28</b>	<b>Richmond vs. Lafayette%</b>	<b>4:30 p.m.</b>
<b>Dec. 28</b>	<b>COPPIN STATE%</b>	<b>7 p.m.</b>
<b>Dec. 29</b>	<b>Coppin State vs. Lafayette%</b>	<b>4:30 p.m.</b>
<b>Dec. 29</b>	<b>RICHMOND%</b>	<b>7 p.m.</b>
<b>Jan. 03</b>	<b>MIAMI*</b> <small>RSN</small>	<b>1 p.m.</b>
<b>Jan. 07</b>	<b>NOTRE DAME*</b>	<b>7 p.m.</b>
Jan. 10	at Wake Forest*	2 p.m.
<b>Jan. 14</b>	<b>LOUISVILLE*</b>	<b>7 p.m.</b>
Jan. 17	at Georgia Tech* <small>ESPN3</small>	2 p.m.
Jan. 21	at Florida State*	7 p.m.
<b>Jan. 24</b>	<b>PITTSBURGH*</b> <small>RSN</small>	<b>1 p.m.</b>
Jan. 27	at NC State*	7:30 p.m.
Feb. 4	at Duke* <small>ESPN3</small>	7 p.m.
<b>Feb. 7</b>	<b>VIRGINIA TECH*</b>	<b>2 p.m.</b>
<b>Feb. 11</b>	<b>SYRACUSE*</b> <small>RSN</small>	<b>7 p.m.</b>
Feb. 14	at Boston College* <small>RSN</small>	5 p.m.
Feb. 18	at Louisville* <small>ESPN3</small>	7 p.m.
<b>Feb. 21</b>	<b>CLEMSON*</b> <small>RSN</small>	<b>1 p.m.</b>
<b>Feb. 25</b>	<b>NORTH CAROLINA*</b> <small>RSN</small>	<b>7 p.m.</b>
Feb. 28	at Virginia Tech	2 p.m.

\* ACC game

^ Paradise Jam (U.S. Virgin Islands)

% Cavalier Classic Tournament

[RSN] - ACC Regional Sports Networks

[ESPN3] - streamed online on ESPN.go.com/  
watchespn

All Times Eastern

Rankings are Associated Press

### Game # 1 • Nov. 13, 2015 • 7:30 p.m. ET

Charles M Murphy Athletic Center • Murfreesboro, Tenn.



**Virginia Cavaliers (0-0, 0-0 ACC)**

at

**Middle Tennessee (0-0, 0-0 C-USA)**



**Radio:** WINA 1070-AM: Channing Poole

**TV:** none

The Virginia women's basketball team opens the 2015-16 season on the road, playing at Middle Tennessee on Friday, Nov. 13 at 7:30 p.m. ET.

Virginia's starting lineup will feature four of the same five starters as last season, a change from the 2014-15 opener in which the Cavaliers had an opening day lineup featuring just one player who had started more than half of the games in 2013-14.

Guards sophomore Mikayla Venson (Arlington, Va.) and junior Breyana Mason (Woodbridge, Va.) started every game last season while senior guard Faith Randolph (Derwood, Md.) and sophomore forward Lauren Moses (Mount Holly, N.J.) each started 30 of 31 games.

Venson was a member of the 2015 ACC All-Freshman team, setting the UVA freshman class record for made-threes in a season with 61. Mason, who was voted onto the 2015 ACC All-Academic team, was fourth in the conference with a 1.8 assist-to-turnover ratio. Moses led the team in blocked shots (34).

Randolph, who only started a combined 11 games in her first two seasons while still playing over 20 minutes a game, led the Cavaliers in scoring last season, averaging 16.4 points per game. Randolph had a breakout game in last year's season-opener against Ohio State, scoring 25 points. Randolph closed the regular-season just as strong, posting back-to-back 20-point performances with 24 points in the buzzer-beater loss at No. 15 North Carolina and 23 points in the upset win over No. 8 Louisville.

In addition to the four veteran starters, UVA has two more returners who averaged more than 17 minutes a game last season. Junior forward Sydney Umeri (Acworth, Ga.) started 11 games her freshman season and appeared in all 31 games last season, averaging 2.7 points and 3.2 rebounds. Sophomore wing Aliyah Huland El (Randolph, N.J.) averaged 5.6 points per game with 24 steals.

Virginia's new faces include four freshmen post players, including Moné Jones (Durham, N.C.), ESPN-W's No. 11 recruit at her position and No. 61 overall, who should see significant playing time and redshirt sophomore guard J'Kyra Brown (Rocky Mount, N.C.), who sat out last season after transferring from East Carolina.

Virginia starts off the season the same way it ended the 2014-15 campaign, by facing a Conference USA team. The Blue Raiders have been picked to finish first in C-USA this season, their second time topping the poll since moving over from the Sun Belt Conference in 2013-14. The Cavaliers finished last season with a 69-62 loss at C-USA's Old Dominion. Middle Tennessee finished second in the conference in 2014-15 with a 14-4 mark and ODU finished tied for fourth at 11-7.

Virginia has won nine of its last 10 season-openers, including an 87-82 victory over Ohio State last season at John Paul Jones Arena. Virginia opened the 2014-15 campaign 4-0 that included battling for a tough road win at Xavier, 71-62.

**QUICK FACTS**
**THE UNIVERSITY OF VIRGINIA**

Name.....The University of Virginia  
 Founded.....by Thomas Jefferson in 1819  
 Nicknames.....Cavaliers, Wahos, 'Hoos  
 Location.....Charlottesville, Va.  
 Enrollment.....21,238 (14,898 undergraduate)  
 President.....Teresa A. Sullivan (Michigan State '70)  
 Athletics Director.....Craig Littlepage (Pennsylvania '73)  
 Conference.....Atlantic Coast Conference (ACC)  
 Colors.....Orange and Blue  
 Official Athletics Websites.....VirginiaSports.com  
 .....VirginiaSportsTV.com  
 University Website.....virginia.edu

**WOMEN'S BASKETBALL INFORMATION**

First Season of Basketball.....1973-74  
 All-Time Record.....853-411 (43rd year)\*  
 All-Time Home Record.....418-188\*  
     John Paul Jones Arena.....117-38 (10th season)\*  
     University Hall.....302-149  
 All-Time ACC Record.....337-194 (36 years)\*  
 Home Facility.....John Paul Jones Arena (14,593)  
 Press Row Phone Number.....434-962-0579  
 NCAA Tournament Appearances/Last.....24/2010  
 NCAA Tournament Record.....33-24  
 WNIT Tournament Appearances/Last.....5/2012  
 WNIT Tournament Record.....11-6  
 2014-15 Record.....17-14  
 ACC Record/Finish.....7-9/9th  
 Letterwinners Returning/Lost.....7/3  
 Starters Returning/Lost.....4/1  
 Newcomers.....4

**COACHING & SUPPORT STAFF**

Head Coach.....Joanne Boyle  
 Career Record.....276-149\*  
 Virginia Record.....72-56\*  
 Associate Head Coach.....Kim McNeill  
 Assistant Coach.....La'Keshia Frett Meredith  
 Assistant Coach.....Cory McNeill  
 Asst AD WBB Operations.....Sarah Holsinger  
 Assistant Director of Operations.....Hadley Zeavin  
 Video Coordinator.....James Rogol  
 Athletic Trainer.....Shannon Soares  
 Strength & Conditioning.....Robb Hornett  
 Equipment Manager.....Matt Althoff

\*records through games of 3/20/15

**INTERVIEW POLICY**

All interview requests for Virginia women's basketball must be made through Melissa Dudek in the Virginia Athletics Media Relations Office. Players' individual phone numbers will not be given to the media at any time. Game day interviews will not be granted until the postgame press conference opportunity. Please give a minimum of 24 hours notice for all interview requests.

**THE BLUE RAIDERS**

- Middle Tennessee returns eight letterwinners and three starters from last season's team that reached the quarterfinals of the WNIT and fashioned 24 wins. The Blue Raiders also welcome five new players in 2015-16.
- Middle Tennessee has been pegged as the preseason favorite to win C-USA's regular-season in 2015-16, according to a vote of the league's head coaches. Additionally, junior guard/forward Olivia Jones was voted the Preseason Player of the Year by league coaches.
- Middle Tennessee will play non-conference home games against Virginia (ACC), Ole Miss (SEC), Kentucky (SEC), Missouri State (Missouri Valley) and Tennessee Tech (OVC).
- This will be the second-ever meeting between the two teams. Virginia won 79-63 on Jan. 2, 2006 in Charlottesville. This is the Cavaliers first-ever trip to Murfreesboro.

**PRESEASON ALL-ACC**

- Senior guard Faith Randolph was named to the 10-player Blue Ribbon Panel and the ACC Head Coaches' Preseason All-ACC Teams.
- Randolph ranked sixth in the conference in scoring at 16.4 points per game. Randolph tallied 11 20-point games last season en route to scoring her 1,000th career point during the 2015 ACC Tournament.
- Randolph was first on the team in steals (1.4 per game), third in rebounds (3.9), and third in assists (2.2). Among ACC players, she ranked first in free-throw percentage (90.7).
- Randolph was the 2014 ACC Sixth Player of the Year and a 2015 All-ACC Second Team honoree.
- Ataira Franklin was the last Cavalier to earn conference pre-season accolades, earning them both her junior and senior seasons (2012 and 2013).

**SUMMER PLAYING TIME**

- In June, senior guard Faith Randolph traveled to Giżycko, Poland, playing point guard for an Athletes in Action team.
- The United States' contingent stayed at Poland's Olympic Training Center, taking on teams from Poland, Latvia and France.
- Sophomore point guard Mikayla Venson traveled to Colorado Springs in May to compete in U.S. National Team Trials, vying for a spot on the U19 team.
- Venson had previously attended U16 Team trials in 2011.

**CAVALIERS EIGHTH IN ACC PRESEASON POLL**

- For the second time in the last three seasons, Virginia was picked to finish eighth in the preseason ACC polls.
- Last season, Virginia was tabbed to finish 10th in prognostications, going on to finish ninth with eight ACC teams making the NCAA Tournament. Virginia earned the conference's automatic qualifier into the WNIT.
- Six of the Cavaliers' top seven scorers from last season are back: Faith Randolph (16.4 ppg) Mikayla Venson (11.9 ppg), Breyana Mason (9.5 ppg), Lauren Moses (6.1 ppg), Aliyah Huland El (5.6 ppg) and Sydney Umeri (2.7 ppg).

## NUMERICAL

NO.	NAME	POS.	HT.	CLASS	HOMETOWN / PREVIOUS SCHOOL
00	Debra Ferguson	Forward	6-4	FR	Madison Heights, Va./Amherst County
1	Mikayla Venson	Guard	5-7	SO	Arlington, Va./Yorktown
2	Jae'Lisa Allen	Forward	6-2	SO	Pine Bluff, Ark./White Hall
10	J'Kyra Brown	Guard	5-11	R-SO	Rocky Mount, N.C./Rocky Mount HS/East Carolina
12	Breyana Mason	Guard	5-8	JR	Woodbridge, Va./Forest Park
13	Emily Battle	Forward	6-1	Fr.	Charlottesville, Va./St. Anne's-Belfield
20	Faith Randolph	Guard	5-10	SR	Derwood, Md./Our Lady of Good Counsel
21	Lauren Moses	Forward	6-2	SO	Mount Holly, N.J./Rancocas
23	Aliyah Huland El	Guard	6-1	SO	Randolph, N.J./Randolph
32	Moné Jones	Forward	6-3	FR	Durham, N.C./Riverside
35	Shakyna Payne	Forward	6-3	FR	Acworth, Ga./Southwest Atlanta Christian Academy
44	Sydney Umeri	Forward	6-1	JR	Acworth, Ga./The Lovett School

## ALPHABETICAL

NO.	NAME	POS.	HT.	CLASS	HOMETOWN / PREVIOUS SCHOOL
2	Jae'Lisa Allen	Forward	6-2	SO	Pine Bluff, Ark./White Hall
13	Emily Battle	Forward	6-1	Fr.	Charlottesville, Va./St. Anne's-Belfield
10	J'Kyra Brown	Guard	5-11	R-SO	Rocky Mount, N.C./Rocky Mount HS/ East Carolina
00	Debra Ferguson	Forward	6-4	FR	Madison Heights, Va./Amherst County
23	Aliyah Huland El	Guard	6-1	SO	Randolph, N.J./Randolph
32	Moné Jones	Forward	6-3	FR	Durham, N.C./Riverside
12	Breyana Mason	Guard	5-8	JR	Woodbridge, Va./Forest Park
21	Lauren Moses	Forward	6-2	SO	Mount Holly, N.J./Rancocas
35	Shakyna Payne	Forward	6-3	FR	Acworth, Ga./Southwest Atlanta Christian Academy
20	Faith Randolph	Guard	5-10	SR	Derwood, Md./Our Lady of Good Counsel
44	Sydney Umeri	Forward	6-1	JR	Acworth, Ga./The Lovett School
1	Mikayla Venson	Guard	5-7	SO	Arlington, Va./Yorktown

**HEAD COACH:** Joanne Boyle (Duke '85), 5th Year at Virginia

**ASSOCIATE HEAD COACH:** Kim McNeill (Richmond '00), 5th Year at Virginia

**ASSISTANT COACH:** La'Keshia Frett Meredith (Georgia '97), 3rd year at Virginia

**ASSISTANT COACH:** Cory McNeill (Morgan State '02), 5th Year at Virginia

## PRONUNCIATION GUIDE

Jae'Lisa Allen	JAY-lisa
J'Kyra Brown	Juh-KYE-rah
Aliyah Huland El	ahh-LEE-uh HOO-land-ELLE
Shakyna Payne	shuh-KYE-nuh
Sydney Umeri	EWV-merry
La'Keshia Frett Meredith	Lah-KEE-shah

# JAE'LISA ALLEN #2

Sophomore • Forward • 6-2 • Pine Bluff, Ark. • White Hall



## 2014-15

- Appeared in four games
- Made her collegiate debut against Radford (11/16), playing the final four minutes of the game
- Scored her first collegiate points in the final 30 seconds of the Delaware State game, giving the Cavaliers the basket that pushed them to the century mark

## HIGH SCHOOL

- 2011-14 All-Conference
- 2014 All-State
- 2014 Full Court Award
- 2012 and 2013 All-Tournament honoree at the Music City Madness tournament
- 2014 McDonald's All-America nominee

## PERSONAL

- Mother is Lisa Ruth
- Has volunteered her time with Toys for Tots, Special Olympics and the Salvation Army Bell-Ringing Campaign
- Enjoys singing and drawing
- Undeclared major

## 2015-16 GAME-BY-GAME:

Opponent	GS	FG-FGA	3FG-3FGA	FT-FTA	Off-Def	Total Reb	PF	Points	A	TO	Blk	Stl	Min
Mid Tenn St													
NORFOLK ST													
Auburn													
LONGWOOD													
Wisc GB													
Rutgers													
Tulane													
IOWA													
NJIT													
BOWLING GR													
CHAR SOUTH													
Ohio State													
COPPIN													
RICHMOND													
MIAMI													
NOTRE DAME													
Wake													
LOUISVILLE													
G Tech													
at FSU													
PITT													
NC State													
Duke													
VT													
SYRACUSE													
at BC													
Louisville													
CLEMSON													
UNC													
VTech													

## SINGLE GAME BESTS

### POINTS

Season:

Career: 2

### REBOUNDS

Season:

Career: 1

### FG MADE

Season:

Career: 1

### FG ATTEMPTS

Season:

Career:

### 3 PT FG MADE

Season:

Career:

### 3 PT FG ATTEMPTS

Season:

Career:

### FT MADE

Season:

Career:

### FT ATTEMPTS

Season:

Career:

### ASSISTS

Season:

Career:

### BLOCKS

Season:

Career:

### STEALS

Season:

Career:

## VIRGINIA CAREER STATISTICS

Year	G-GS	Min/Avg	FG-FGA	Pct.	3FG-A	Pct.	FT-FTA	Pct.	O-D	T	Avg.	Pf-DQ	Ast	TO	Blk	St	Pts	Avg
2014-15	4-0	13/3.3	1-3	.333	0-0	.000	0-0	.000	0-2	2	0.5	3-0	0	0	0	0	2	0.5



# EMILY BATTLE

# #13



Freshman • Forward • 6-1 • Charlottesville, Va • St. Anne's-Belfield

## HIGH SCHOOL

- Earned All-Academic Team honors at the Flint Hill Tournament and the St. Anne's-Belfield Tip-off Tournament
- ACAC/Women's Sports Academic Scholarship
- 2015 St. Anne's-Belfield Coach's Award
- Averaged 5.4 points, 6.1 rebounds, and 1.5 blocks per game her senior season

## PERSONAL

- Daughter of Martha and Robert Battle

## SINGLE GAME BESTS

### POINTS

Season:

Career:

### REBOUNDS

Season:

Career:

### FG MADE

Season:

Career:

### FG ATTEMPTS

Season:

Career:

### 3 PT FG MADE

Season:

Career:

### 3 PT FG ATTEMPTS

Season:

Career:

### FT MADE

Season:

Career:

### FT ATTEMPTS

Season:

Career:

### ASSISTS

Season:

Career:

### BLOCKS

Season:

Career:

### STEALS

Season:

Career:

## 2015-16 GAME-BY-GAME:

Opponent	GS	FG-FGA	3FG-3FGA	FT-FTA	Off-Def	Total Reb	PF	Points	A	TO	Blk	Stl	Min
Mid Tenn St													
NORFOLK ST													
Auburn													
LONGWOOD													
Wisc GB													
Rutgers													
Tulane													
IOWA													
NJIT													
BOWLING GR													
CHAR SOUTH													
Ohio State													
COPPIN													
RICHMOND													
MIAMI													
NOTRE DAME													
Wake													
LOUISVILLE													
G Tech													
at FSU													
PITT													
NC State													
Duke													
VT													
SYRACUSE													
at BC													
Louisville													
CLEMSON													
UNC													
VTech													

## VIRGINIA CAREER STATISTICS

Year	G-GS	Min/Avg	FG-FGA	Pct.	3FG-A	Pct.	FT-FTA	Pct.	O-D	T	Avg.	Pf-DQ	Ast	TO	Blk	St	Pts	Avg
------	------	---------	--------	------	-------	------	--------	------	-----	---	------	-------	-----	----	-----	----	-----	-----

# J'KYRA BROWN

# #10

RS Sophomore • Guard • 5-11 • Rocky Mount, N.C. • Rocky Mount HS



## 2014-15

- Sat out the season under NCAA rules after transferring from East Carolina

## 2013-14 AT EAST CAROLINA

- Averaged 5.9 points per game while twice earning Conference USA Freshman of the Week honors
- Scored a season-high 29 points against Louisiana Tech, going 11-of-14 from the field and 6-of-8 from three-point range against the Lady Techsters

## HIGH SCHOOL

- Averaged 25.5 ppg, 6.1 rpg, 3.4 spg, 2.4 apg & 1.2 bpg
- 2013 NCBCA Female Basketball POY, NC AP POY, All-District POY, Rocky Mount Female Athlete POY
- Three-time Big East POY, Rocky Mount Telegram All-Area POY
- Rocky Mount's All-Time Female Leading Scorer
- Three-time NC AP All-State First Team
- Two-time All-District First Team
- NC Prep All-State First Team
- NCHSAA Sectional MVP, All-Regional 1st Team
- Also lettered three years in track, earning MVP honors in 2013 and was the NCHSAA State Runner-up in discus

## PERSONAL

- Daughter of James and Jacqueline Brown
- Has two older siblings, James III and Jacquestavious
- Undeclared major

## 2015-16 GAME-BY-GAME:

Opponent	GS	FG-FGA	3FG-3FGA	FT-FTA	Off-Def	Total Reb	PF	Points	A	TO	Blk	Stl	Min
Mid Tenn St													
NORFOLK ST													
Auburn													
LONGWOOD													
Wisc GB													
Rutgers													
Tulane													
IOWA													
NJIT													
BOWLING GR													
CHAR SOUTH													
Ohio State													
COPPIN													
RICHMOND													
MIAMI													
NOTRE DAME													
Wake													
LOUISVILLE													
G Tech													
at FSU													
PITT													
NC State													
Duke													
VT													
SYRACUSE													
at BC													
Louisville													
CLEMSON													
UNC													
VTech													

## SINGLE GAME BESTS

### POINTS

Season:

Career:

### REBOUNDS

Season:

Career:

### FG MADE

Season:

Career:

### FG ATTEMPTS

Season:

Career:

### 3 PT FG MADE

Season:

Career:

### 3 PT FG ATTEMPTS

Season:

Career:

### FT MADE

Season:

Career:

### FT ATTEMPTS

Season:

Career:

### ASSISTS

Season:

Career:

### BLOCKS

Season:

Career:

### STEALS

Season:

Career:

## VIRGINIA CAREER STATISTICS

Year	G-GS	Min/Avg	FG-FGA	Pct.	3FG-A	Pct.	FT-FTA	Pct.	O-D	T	Avg.	Pf-DQ	Ast	TO	Blk	St	Pts	Avg
------	------	---------	--------	------	-------	------	--------	------	-----	---	------	-------	-----	----	-----	----	-----	-----

# DEBRA FERGUSON

# #00



Freshman • Forward • 6-4 • Madison Heights, Va • Amherst County

## HIGH SCHOOL

- Two-time First-Team All-Conference 23 honoree at Amherst County High School
- Earned First-Team-All-Seminole District honors after twice being named to the second team
- As a team captain her senior season, averaged 13.9 points, 8.6 rebounds and 2.0 blocks per game
- Her AAU team, the NC Spartans, won the 2014 AAU National Championship in Orlando, FL.

## PERSONAL

- Father is Charles Ferguson
- Mother and step-father are Rachel and James Richardson
- Older brother, Cordaro Ellis, played one year of basketball at Eastern Kentucky before transferring to Pikeville University where he was part of its 2011 NAIA I National Championship team
- Graduated with honors in the top-25 of her class at Amherst County High School
- Volunteered over 50 hours at The Daily Bread soup kitchen
- Undeclared major

## 2015-16 GAME-BY-GAME:

Opponent	GS	FG-FGA	3FG-3FGA	FT-FTA	Off-Def	Total Reb	PF	Points	A	TO	Blk	Stl	Min
Mid Tenn St													
NORFOLK ST													
Auburn													
LONGWOOD													
Wisc GB													
Rutgers													
Tulane													
IOWA													
NJIT													
BOWLING GR													
CHAR SOUTH													
Ohio State													
COPPIN													
RICHMOND													
MIAMI													
NOTRE DAME													
Wake													
LOUISVILLE													
G Tech													
at FSU													
PITT													
NC State													
Duke													
VT													
SYRACUSE													
at BC													
Louisville													
CLEMSON													
UNC													
VTech													

## SINGLE GAME BESTS

### POINTS

Season:

Career:

### REBOUNDS

Season:

Career:

### FG MADE

Season:

Career:

### FG ATTEMPTS

Season:

Career:

### 3 PT FG MADE

Season:

Career:

### 3 PT FG ATTEMPTS

Season:

Career:

### FT MADE

Season:

Career:

### FT ATTEMPTS

Season:

Career:

### ASSISTS

Season:

Career:

### BLOCKS

Season:

Career:

### STEALS

Season:

Career:

## VIRGINIA CAREER STATISTICS

Year	G-GS	Min/Avg	FG-FGA	Pct.	3FG-A	Pct.	FT-FTA	Pct.	O-D	T	Avg.	Pf-DQ	Ast	TO	Blk	St	Pts	Avg
------	------	---------	--------	------	-------	------	--------	------	-----	---	------	-------	-----	----	-----	----	-----	-----

# ALIYAH HULAND EL #23

Sophomore • Guard • 6-1 • Randolph, N.J. • Randolph High



## 2014-15 SEASON

- Played in all 31 games with one start
- Made her collegiate debut against Ohio State, scoring five points with an assist and two blocked shots in 13 minutes
- Went 2-of-3 from three-point range, scoring 8 pts against FIU
- Had back-to-back double-digit scoring games against DSU (10) and Longwood (11)
- Had her first career start against Florida State, scoring a season-high 14 points
- Scored 12 points on 5-of-7 shooting at North Carolina

## HIGH SCHOOL

- Morris County's all-time leading scorer with 2,286 points and a 21.2 ppg average at Randolph High
- Also holds Randolph High career records for rebounds (900), assists (450) and blocks (225)
- In her senior season, led the state in scoring with 810 points
- Was also a three-time MVP for the track team, holding the school record in the triple jump (38' 11/4")
- Played volleyball her freshman through junior seasons, breaking the school record for career kills with 542

## PERSONAL

- Parents are Leslie-Ann Huland El and Rahim Huland El
- Father, Rahim, played college basketball at Vermont and played one season (1991) in the USBL

## 2015-16 GAME-BY-GAME:

Opponent	GS	FG-FGA	3FG-3FGA	FT-FTA	Off-Def	Total Reb	PF	Points	A	TO	Blk	Stl	Min
Mid Tenn St													
NORFOLK ST													
Auburn													
LONGWOOD													
Wisc GB													
Rutgers													
Tulane													
IOWA													
NJIT													
BOWLING GR													
CHAR SOUTH													
Ohio State													
COPPIN													
RICHMOND													
MIAMI													
NOTRE DAME													
Wake													
LOUISVILLE													
G Tech													
at FSU													
PITT													
NC State													
Duke													
VT													
SYRACUSE													
at BC													
Louisville													
CLEMSON													
UNC													
VTech													

## SINGLE GAME BESTS

### POINTS

#### Season:

Career: 14 vs Florida State (02/15/15)

### REBOUNDS

#### Season:

Career: 5 (2x) last vs Duke (02/12/15)

### FG MADE

#### Season:

Career: 5 (3x)

### FG ATTEMPTS

#### Season:

Career: 12 vs Delaware St (12/06/14)

### 3 PT FG MADE

#### Season:

Career: 2

### 3 PT FG ATTEMPTS

#### Season:

Career: 7 vs Radford (11/16/14)

### FT MADE

#### Season:

Career: 3

### FT ATTEMPTS

#### Season:

Career: 5 vs Radford (11/16/14)

### ASSISTS

#### Season:

Career: 4 (2x) last vs Drexel (12/29/14)

### BLOCKS

#### Season:

Career: 2 (2x)

### STEALS

#### Season:

Career: 4 vs Longwood (12/16/14)

## CAREER STATISTICS

Year	G-GS	Min/Avg	FG-FGA	Pct.	3FG-A	Pct.	FT-FTA	Pct.	O-D	T	Avg.	Pf-DQ	Ast	TO	Blk	St	Pts	Avg
2014-15	31-1	552/17.8	63-189	.333	23-93	.247	24-32	.750	19-34	53	1.7	59-0	29	43	10	24	173	5.6

# MONÉ JONES

# #32



Freshman • Forward • 6-3 • Durham, N.C. • Riverside High School

## HIGH SCHOOL

- Averaged 11.7 points, 6.5 rebounds, 1.3 assists, 1.1 steals, and 3.1 blocks per game in four years at Riverside High School
- PAC 6 All-Conference and All-State team honors
- Named to the North Carolina/South Carolina All-Star Game roster
- McDonald's High School All-America nominee
- Was also a middle hitter for three years for the RHS volleyball team, earning PAC 6 All-Conference honors

## PERSONAL

- Parents are Bobby Jones Jr. and Sherai Jones
- Has an older brother Jordan
- Undeclared major

## 2015-16 GAME-BY-GAME:

Opponent	GS	FG-FGA	3FG-3FGA	FT-FTA	Off-Def	Total Reb	PF	Points	A	TO	Blk	Stl	Min
Mid Tenn St													
NORFOLK ST													
Auburn													
LONGWOOD													
Wisc GB													
Rutgers													
Tulane													
IOWA													
NJIT													
BOWLING GR													
CHAR SOUTH													
Ohio State													
COPPIN													
RICHMOND													
MIAMI													
NOTRE DAME													
Wake													
LOUISVILLE													
G Tech													
at FSU													
PITT													
NC State													
Duke													
VT													
SYRACUSE													
at BC													
Louisville													
CLEMSON													
UNC													
VTech													

## SINGLE GAME BESTS

### POINTS

Season:

Career:

### REBOUNDS

Season:

Career:

### FG MADE

Season:

Career:

### FG ATTEMPTS

Season:

Career:

### 3 PT FG MADE

Season:

Career:

### 3 PT FG ATTEMPTS

Season:

Career:

### FT MADE

Season:

Career:

### FT ATTEMPTS

Season:

Career:

### ASSISTS

Season:

Career:

### BLOCKS

Season:

Career:

### STEALS

Season:

Career:

## VIRGINIA CAREER STATISTICS

Year	G-GS	Min/Avg	FG-FGA	Pct.	3FG-A	Pct.	FT-FTA	Pct.	O-D	T	Avg.	Pf-DQ	Ast	TO	Blk	St	Pts	Avg
------	------	---------	--------	------	-------	------	--------	------	-----	---	------	-------	-----	----	-----	----	-----	-----



# BREYANA MASON #12

Junior • Guard • 5-8 • Woodbridge, Va. • Forest Park



## 2014-15 SEASON

- ACC All-Academic Team
- Fourth in the ACC in assist-turnover ratio with 1.80 per game
- Seventh in the ACC in assists with 3.5 per game
- Scored a career-high 22 points in the season-opener against Ohio State, her first career 20-point game
- Went 8-of-11 from the field overall and 5-of-7 from 3pt range vs OSU, also dishing a career-high six assists
- Had seven assists with 2 turnovers against Delaware State, also scoring 16 pts
- Scored a team-high 16 points in the ACC opener at Virginia Tech, shooting 60.0 percent
- Had her second seven-assist game (with just one turnover) against BC
- Also 4-of-5 from three-point range for 12 points against BC
- Had eight assists at North Carolina
- Scored 13 points, going 6-of-12 from the field, with five rebounds in the ACC Tournament game against Miami

## 2013-14 SEASON

- Appeared in 30 games with 14 starts, averaging 3.5 points per game
- Had 37 assists and 20 steals

## AT A GLANCE

- 2012-13 Gatorade Virginia Player of the Year & Parade Magazine All-American
- Attended the same high school as Virginia alum Monica Wright, breaking Wright's career scoring record, putting up 1,979 points
- Factoring in the two years of middle school (seventh and eighth grade) in which she played varsity basketball, Mason scored 3,313 points in six prep seasons

## 2015-16 GAME-BY-GAME:

Opponent	GS	FG-FGA	3FG-3FGA	FT-FTA	Off-Def	Total Reb	PF	Points	A	TO	Blk	Stl	Min
Mid Tenn St													
NORFOLK ST													
Auburn													
LONGWOOD													
Wisc GB													
Rutgers													
Tulane													
IOWA													
NJIT													
BOWLING GR													
CHAR SOUTH													
Ohio State													
COPPIN													
RICHMOND													
MIAMI													
NOTRE DAME													
Wake													
LOUISVILLE													
G Tech													
at FSU													
PITT													
NC State													
Duke													
VT													
SYRACUSE													
at BC													
Louisville													
CLEMSON													
UNC													
VTech													

## SINGLE GAME BESTS

### POINTS

Season:

**Career:** 22 vs Ohio State (11/14/14)

### REBOUNDS

Season:

**Career:** 4

### FG MADE

Season:

**Career:** 8 vs Ohio State (11/14/14)

### FG ATTEMPTS

Season:

**Career:** 17 vs ODU (3/19/15)

### 3 PT FG MADE

Season:

**Career:** 5 vs Ohio State (11/14/14)

### 3 PT FG ATTEMPTS

Season:

**Career:** 7 vs Ohio State (11/14/14)

### FT MADE

Season:

**Career:** 6 vs Longwood (12/16/14)

### FT ATTEMPTS

Season:

**Career:** 6 vs Longwood (12/16/14)

### FT PERCENTAGE

Season:

**Career:** 6-6 vs Longwood (12/16/14)

### ASSISTS

Season:

**Career:** 8 at UNC (02/26/15)

### BLOCKS

Season:

**Career:** 2 vs Davidson (12/28/14)

### STEALS

Season:

**Career:** 3 last vs Georgia Tech (1/25/15)

### DOUBLE DOUBLES

Season:

**Career:**

## CAREER STATISTICS

Year	G-GS	Min/Avg	FG-FGA	Pct.	3FG-A	Pct.	FT-FTA	Pct.	O-D	T	Avg.	Pf-DQ	Ast	TO	Blk	St	Pts	Avg
2013-14	30-14	553/18.4	39-118	.331	9-19	.474	17-22	.773	10-32	42	1.4	32-0	37	43	0	20	104	3.5
2014-15	31-31	1016/32.8	109-265	.411	27-62	.435	51-62	.823	10-69	79	2.5	42-0	112	60	2	41	296	9.5
TOTAL	61-45	1569/25.7	148-383	.386	36-81	.444	68-84	.810	20-101	121	2.0	74-0	149	103	2	61	400	6.6

# LAUREN MOSES

# #21



Sophomore • Forward • 6-2 • Mount Holly, N.J. • Rancocas

## 2014-15 SEASON

- Thirteenth in the ACC in blocked shots with 1.10 per game
- Made her collegiate debut against Ohio State, starting the game, playing 20 minutes with four points and seven rebounds
- Had her first double-digit scoring game against Toledo, scoring 14 points with eight rebounds
- Led the team with 13 rebounds at Illinois, her first career double-digit rebounding effort
- Had her first career double-double at Clemson with 15 pts, 10 rebounds
- In the victory over Wake Forest, scored eight points, going 4-of-5 from the field, with seven rebounds, two steals, two assists and three blocked shots, including a crucial block in the final 20 seconds
- Nearly had her second career double-double with 11 points and 9 rebounds at North Carolina
- Scored 11 points with eight rebounds in the ACC Tournament game against Miami

## HIGH SCHOOL

- Led Rancocas Valley Regional High School to four-straight State Championship games and two state titles (2013, 2011)
- Scored 1,823 points in her high school career to become Rancocas Valley's all-time leading scorer in school history, breaking the previous mark set by UVa alum Demya Walker
- Ranked in the espnW 100 rankings at No. 17 in her position and No. 98 overall

## PERSONAL

- Brother, Dezman Moses, was an outside linebacker for the Green Bay packers (2012) and the Kansas City Chiefs (2013)

## 2015-16 GAME-BY-GAME:

Opponent	GS	FG-FGA	3FG-3FGA	FT-FTA	Off-Def	Total Reb	PF	Points	A	TO	Blk	Stl	Min
Mid Tenn St													
NORFOLK ST													
Auburn													
LONGWOOD													
Wisc GB													
Rutgers													
Tulane													
IOWA													
NJIT													
BOWLING GR													
CHAR SOUTH													
Ohio State													
COPPIN													
RICHMOND													
MIAMI													
NOTRE DAME													
Wake													
LOUISVILLE													
G Tech													
at FSU													
PITT													
NC State													
Duke													
VT													
SYRACUSE													
at BC													
Louisville													
CLEMSON													
UNC													
VTech													

## SINGLE GAME BESTS

### POINTS

#### Season:

Career: 15 at Clemson (2/01/15)

### REBOUNDS

#### Season:

Career: 13 (2x) last at Syracuse (01/11/15)

### FG MADE

#### Season:

Career: 6 (2x) last at Clemson (2/01/15)

### FG ATTEMPTS

#### Season:

Career: 10 (2x) last at Clemson (2/01/15)

### 3 PT FG MADE

#### Season:

Career:

### 3 PT FG ATTEMPTS

#### Season:

Career: 4 vs Davidson (12/28/14)

### FT MADE

#### Season:

Career: 5 (2x) last vs Virginia Tech (2/22/15)

### FT ATTEMPTS

#### Season:

Career: 8 vs Delaware State (12/6/14)

### ASSISTS

#### Season:

Career: 3 (multiple)

### BLOCKS

#### Season:

Career: 3 (3x)

### STEALS

#### Season:

Career: 3 at Syracuse (01/11/15)

### DOUBLE DOUBLES

#### Season:

Career: 1 at Clemson (02/01/15)

## CAREER STATISTICS

Year	G-GS	Min/Avg	FG-FGA	Pct.	3FG-A	Pct.	FT-FTA	Pct.	O-D	T	Avg.	Pf-DQ	Ast	TO	Blk	St	Pts	Avg
2014-15	31-30	731/23.6	77-183	.421	0-1	.000	35-66	.530	66-111	177	5.7	95-5	26	64	34	26	189	6.1

# SHAKYNA PAYNE

# #35

Freshman • Forward • 6-3 • Acworth, Ga. • Southwest Atlanta Christian Academy



## HIGH SCHOOL

- Played four years of varsity basketball, playing three years at Etowah before finishing her senior year at Southwest Atlanta Christian Academy
- Was an honorable mention All-County player in 2011 before earning second-team honors in 2012 and then being named to the first-team in 2013
- 2014 Atlanta Journal Constitution All-State Class A Second Team
- Scored over 1,100 points in her prep career, averaging 12.6 points per game as a junior and 14.2 points with 7.3 rebounds per game her senior season
- Also played two years of varsity volleyball at Etowah as a middle blocker

## PERSONAL

- Daughter of Damita Payne

## SINGLE GAME BESTS

### POINTS

Season:

Career:

### REBOUNDS

Season:

Career:

### FG MADE

Season:

Career:

### FG ATTEMPTS

Season:

Career:

### 3 PT FG MADE

Season:

Career:

### 3 PT FG ATTEMPTS

Season:

Career:

### FT MADE

Season:

Career:

### FT ATTEMPTS

Season:

Career:

### ASSISTS

Season:

Career:

### BLOCKS

Season:

Career:

### STEALS

Season:

Career:

## 2015-16 GAME-BY-GAME:

Opponent	GS	FG-FGA	3FG-3FGA	FT-FTA	Off-Def	Total Reb	PF	Points	A	TO	Blk	Stl	Min
Mid Tenn St													
NORFOLK ST													
Auburn													
LONGWOOD													
Wisc GB													
Rutgers													
Tulane													
IOWA													
NJIT													
BOWLING GR													
CHAR SOUTH													
Ohio State													
COPPIN													
RICHMOND													
MIAMI													
NOTRE DAME													
Wake													
LOUISVILLE													
G Tech													
at FSU													
PITT													
NC State													
Duke													
VT													
SYRACUSE													
at BC													
Louisville													
CLEMSON													
UNC													
VTech													

## CAREER STATISTICS

Year	G-GS	Min/Avg	FG-FGA	Pct.	3FG-A	Pct.	FT-FTA	Pct.	O-D	T	Avg.	Pf-DQ	Ast	TO	Blk	St	Pts	Avg
------	------	---------	--------	------	-------	------	--------	------	-----	---	------	-------	-----	----	-----	----	-----	-----

# FAITH RANDOLPH

# #20

Senior • Guard • 5-10 • Derwood, Md • Our Lady of Good Counsel



## 2014-15 SEASON

- Second Team All-ACC (Blue Ribbon Panel and Head Coaches)
- ACC All-Academic Team
- VaSID All-State Second Team
- Sixth in the ACC in scoring average (16.4) and 12th in field goal shooting percentage (39.9)
- Randolph leads the ACC and is ranked seventh in the nation in free throw percentage (90.7)
- Randolph is the second-straight Cavalier to pace the conference in free throw shooting. Kelsey Wolfe won last year's crown with an 89.5 percent efficiency
- Randolph is just the fifth player in ACC history to win the free throw crown while shooting over 90 percent from the stripe
- Became the 31st member of UVA's 1000 Point Club with 4:06 remaining in the first half of the ACC Tournament game against Miami
- Tallied 11 20-point games including three 25-point performances
- Averaged 20.2 ppg in the first five games
- Led the team in scoring the entire season

## HIGH SCHOOL

- Ranked as the No. 26 prospect in the class by ESPNHoopGurlz
- Named WCAC Player of the Year her senior season
- Attended USA Basketball U18 trials in Colorado Springs during the summer of 2012
- Averaged 16.6 ppg, 3 assists, and 2.5 steals per game in her senior year

## PERSONAL

- Parents are Deborah and Gary Randolph
- Women, Gender & Sexuality major

## 2015-16 GAME-BY-GAME:

Opponent	GS	FG-FGA	3FG-3FGA	FT-FTA	Off-Def	Total Reb	PF	Points	A	TO	Blk	Stl	Min
Mid Tenn St													
NORFOLK ST													
Auburn													
LONGWOOD													
Wisc GB													
Rutgers													
Tulane													
IOWA													
NJIT													
BOWLING GR													
CHAR SOUTH													
Ohio State													
COPPIN													
RICHMOND													
MIAMI													
NOTRE DAME													
Wake													
LOUISVILLE													
G Tech													
at FSU													
PITT													
NC State													
Duke													
VT													
SYRACUSE													
at BC													
Louisville													
CLEMSON													
UNC													
VTech													

## SINGLE GAME BESTS

### POINTS

Season:

Career: 26 (3x) last vs Howard (12/21/14)

### REBOUNDS

Season:

Career: 8 (2x) last vs NC State (01/29/15)

### FG MADE

Season:

Career: 11 at Louisville (01/18/15)

### FG ATTEMPTS

Season:

Career: 22 (3x) last at Louisville (01/18/15)

### 3 PT FG MADE

Season:

Career: 5 vs Toledo (11/28/14)

### 3 PT FG ATTEMPTS

Season:

Career: 11 vs Davidson (12/28/14)

### FT MADE

Season:

Career: 10 vs. High Point (11/11/13)

### FT ATTEMPTS

Season:

Career: 11 vs. High Point (11/11/13)

### FT PERCENTAGE

Season:

Career: 9-9 (2x) last vs Louisville (03/01/15)

### ASSISTS

Season:

Career: 8 vs Louisville (03/01/15)

### BLOCKS

Season: 1

Career: 1

### STEALS

Season: 3

Career: 3 (multiple)

### DOUBLE-DOUBLES

Season:

Career:

## CAREER STATISTICS

Year	G-GS	Min/Avg	FG-FGA	Pct.	3FG-A	Pct.	FT-FTA	Pct.	O-D	T	Avg.	Pf-DQ	Ast	TO	Blk	St	Pts	Avg
2012-13	30-7	624/20.8	49-186	.263	13-66	.197	39-47	.830	13-36	49	1.6	22-0	26	47	2	18	150	5.0
2013-14	31-4	704/22.7	137-330	.415	25-88	.284	68-89	.764	45-52	97	3.1	67-1	44	56	1	43	367	11.8
2014-15	30-30	939/31.3	175-439	.399	54-147	.367	88-97	.907	21-95	116	3.9	73-1	66	63	6	42	492	16.4
TOTAL	91-41	2267/24.9	361-955	.378	92-301	.306	195-233	.837	79-183	262	2.9	162-2	136	166	9	103	1009	11.1

# SYDNEY UMERI

# #44

Junior • Forward • 6-1 • Acworth, Ga. • The Lovett School



## 2014-15 SEASON

- Had eight rebounds at Xavier
- Had the second double-digit scoring game of her career at Illinois, also matching her career high with eight rebounds

## 2013-14 SEASON

- Appeared in all 31 games with 11 starts, averaging 18.0 minutes per game
- Averaged 2.8 points and 2.8 rebounds per game
- Made her collegiate debut at James Madison, starting the game
- Played 30 minutes, scoring four points in her debut
- Had her first double-digit scoring game at Liberty with 12 points
- Started the first 10 games of the season before coming off the bench at FGCU
- Scored six of her eight points at Wake Forest in a span of 1:42 during the second half

## AT A GLANCE

- Ranked No. 29 overall and as the No. 9 forward by ESPN HoopGurlz
- Won a gold medal with the 2011 USA Basketball's U16 team at the FIBA Americas Championship in Mérida, Mexico
- Helped lead The Lovett School to a 2012 Georgia Region 6AA championship
- 2013 McDonald's All-America nominee
- Also competed one season (2009) for The Lovett School track team in the long and triple jumps, 400 and 4x400 and 4x100 relays as well as being a middle blocker for two seasons on the volleyball team

## 2015-16 GAME-BY-GAME:

Opponent	GS	FG-FGA	3FG-3FGA	FT-FTA	Off-Def	Total Reb	PF	Points	A	TO	Blk	Stl	Min
Mid Tenn St													
NORFOLK ST													
Auburn													
LONGWOOD													
Wisc GB													
Rutgers													
Tulane													
IOWA													
NJIT													
BOWLING GR													
CHAR SOUTH													
Ohio State													
COPPIN													
RICHMOND													
MIAMI													
NOTRE DAME													
Wake													
LOUISVILLE													
G Tech													
at FSU													
PITT													
NC State													
Duke													
VT													
SYRACUSE													
at BC													
Louisville													
CLEMSON													
UNC													
VTech													

## CAREER STATISTICS

Year	G-GS	Min/Avg	FG-FGA	Pct.	3FG-A	Pct.	FT-FTA	Pct.	O-D	T	Avg.	Pf-DQ	Ast	TO	Blk	St	Pts	Avg
2013-14	31-11	557/18.0	32-93	.344	0-0	.000	22-33	.667	46-42	88	2.8	64-2	15	43	4	17	86	2.8
2014-15	30-0	554/18.5	34-73	.466	0-0	.000	14-16	.875	25-66	91	3.0	51-1	18	29	14	11	82	2.7
TOTAL	61-11	1111/18.2	66-166	.398	0-0	.000	36-49	.735	71-108	179	2.9	115-3	33	72	18	28	168	2.8

## SINGLE GAME BESTS

### POINTS

Season:

Career: 12 at Liberty (11/19/13)

### REBOUNDS

Season:

Career: 8 (3x) last at Illinois (12/03/14)

### FG MADE

Season:

Career: 4 (3x) at Illinois (12/03/14)

### FG ATTEMPTS

Season:

Career: 7 at Illinois (12/03/14)

### 3 PT FG MADE

Season:

Career:

### 3 PT FG ATTEMPTS

Season: --

Career: --

### FT MADE

Season:

Career: 5 vs. UMES (12/17/13)

### FT ATTEMPTS

Season:

Career: 6 vs. UMES (12/17/13)

### ASSISTS

Season:

Career: 2

### BLOCKS

Season:

Career: 2 (multiple)

### STEALS

Season:

Career: 2

### DOUBLE DOUBLES

Season:

Career:



# MIKAYLA VENSON

# #1

Sophomore • Guard • 5-7 • Arlington, Va. • Yorktown High



## 2014-15 SEASON

- ACC All-Freshman Team (Blue Ribbon Panel)
- Set the Virginia freshman record for made-3's in a season (58)
- Has four games this season in which she has made five or more 3s in a game
- Has four 20-point games
- Started in her first career game against Ohio State, scoring 11 points with three assists and two steals in 35 minutes
- Had three double-digit scoring efforts in the first four games of her career
- Season-high five steals at FIU while also scoring 12 points on 5-of-7 shooting
- Had her first 20-point game, scoring 22 points on 8-of-10 shooting (5-of-7 from 3 pt range) against Delaware St
- After going 0-of-8 from the floor against Davidson, had her second-highest scoring performance of the year, putting up 16 points against Drexel
- Scored 21 points against Wake, scoring all 10 of UVA's points in the final 2:32 of their comeback win, including making two free throws in the final second that decided the game
- Had the best single-game three-point shooting efficiency in school history with a 6-for-6 performance in the win over NC State

## HIGH SCHOOL

- Played freshman season at Yorktown High School, averaging 14.3 points per game and 5.5 assists per game before retiring from high school basketball three games into her sophomore season
- 2011 Virginia High School League National District Co-Player of the Year and National District Rookie of the Year
- Virginia High School League National District First Team All-District, All-Rookie Team and All-Defensive Team
- Did not play high school basketball after her freshman season, but continued training with her father and playing with AAU club teams
- Ranked No. 31 overall by Blue Star Report and No. 33 overall and No. 7 at her position by ESPN Hoopgurlz

## 2015-16 GAME-BY-GAME:

Opponent	GS	FG-FGA	3FG-3FGA	FT-FTA	Off-Def	Total Reb	PF	Points	A	TO	Blk	Stl	Min
Mid Tenn St													
NORFOLK ST													
Auburn													
LONGWOOD													
Wisc GB													
Rutgers													
Tulane													
IOWA													
NJIT													
BOWLING GR													
CHAR SOUTH													
Ohio State													
COPPIN													
RICHMOND													
MIAMI													
NOTRE DAME													
Wake													
LOUISVILLE													
G Tech													
at FSU													
PITT													
NC State													
Duke													
VT													
SYRACUSE													
at BC													
Louisville													
CLEMSON													
UNC													
VTech													

## SINGLE GAME BESTS

### POINTS

#### Season:

Career: 22 (3x) last vs Virginia Tech (2/22/15)

### REBOUNDS

#### Season:

Career: 7 vs Drexel (12/29/14)

### FG MADE

#### Season:

Career: 8 (2x) last vs ODU (3/19/15)

### FG ATTEMPTS

#### Season:

Career: 15 vs BC (01/15/15)

### 3 PT FG MADE

#### Season:

Career: 6 vs NC State (01/29/15)

### 3 PT FG ATTEMPTS

#### Season:

Career: 10 (2x) last vs BC (01/15/15)

### 3 PT FG PERCENTAGE

#### Season:

Career: 6-6 vs NC State (01/29/15)\*

### FT MADE

#### Season:

Career: 8 vs Virginia Tech (2/22/15)

### FT ATTEMPTS

#### Season:

Career: 8 vs Virginia Tech (2/22/15)

### FT PERCENTAGE

#### Season:

Career: 8-8 vs Virginia Tech (2/22/15)

### ASSISTS

#### Season:

Career: 6 vs ODU (3/19/15)

### BLOCKS

#### Season:

Career: 1 (multiple)

### STEALS

#### Season:

Career: 5 at FIU (11/30/14)

### DOUBLE DOUBLES

#### Season:

Career:

\*Denotes school record

## CAREER STATISTICS

Year	G-GS	Min/Avg	FG-FGA	Pct.	3FG-A	Pct.	FT-FTA	Pct.	O-D	T	Avg.	Pf-DQ	Ast	TO	Blk	St	Pts	Avg
2014-15	31-31	1028/33.2	130-293	.444	61-148	.412	47-56	.839	4-64	68	2.2	62-0	74	89	4	34	368	11.9

**2014-15 Virginia Women's Basketball  
Virginia Combined Team Statistics (as of Mar 05, 2015)  
All games**

<b>RECORD:</b>	<b>OVERALL</b>	<b>HOME</b>	<b>AWAY</b>	<b>NEUTRAL</b>
ALL GAMES	17-13	13-4	4-7	0-2
CONFERENCE	7-9	5-3	2-6	0-0
NON-CONFERENCE	10-4	8-1	2-1	0-2

##	Player	gp-gs	min	avg	Total		3-Point		F-Throw		Rebounds								pts	avg		
					fg-fga	fg%	3fg-fga	3fg%	ft-fa	ft%	off	def	tot	avg	pf	dq	a	to			blk	stl
20	Faith Randolph	29-29	916	31.6	172-426	.404	53-142	.373	88-97	.907	21	91	112	3.9	71	1	66	62	6	42	485	16.7
42	Sarah Imovbioh	30-30	849	28.3	146-251	.582	0-0	.000	91-159	.572	124	201	325	10.8	83	1	29	60	13	34	383	12.8
01	Mikayla Venson	30-30	992	33.1	122-279	.437	58-144	.403	47-56	.839	4	60	64	2.1	60	0	68	85	4	34	349	11.6
12	Breyana Mason	30-30	978	32.6	102-248	.411	26-59	.441	49-60	.817	10	67	77	2.6	39	0	106	59	2	39	279	9.3
21	Lauren Moses	30-29	705	23.5	75-178	.421	0-1	.000	35-66	.530	65	108	173	5.8	90	4	26	60	33	24	185	6.2
23	Aliyah Huland El	30-1	530	17.7	62-183	.339	22-89	.247	24-32	.750	17	33	50	1.7	58	0	29	42	10	24	170	5.7
44	Sydney Umeri	30-0	554	18.5	34-73	.466	0-0	.000	14-16	.875	25	66	91	3.0	51	1	18	29	14	11	82	2.7
03	Sarah Beth Barnette	30-1	270	9.0	20-48	.417	10-31	.323	4-8	.500	19	40	59	2.0	38	0	15	16	6	8	54	1.8
13	Tiffany Suarez	23-0	218	9.5	14-54	.259	0-2	.000	8-12	.667	6	12	18	0.8	24	0	12	16	5	7	36	1.6
02	Jae'Lisa Allen	4-0	13	3.3	1-3	.333	0-0	.000	0-0	.000	0	2	2	0.5	3	0	0	0	0	0	2	0.5
Team											59	68	127				8					
Total.....		30	6025		748-1743	.429	169-468	.361	360-506	.711	350	748	1098	36.6	517	7	369	437	93	223	2025	67.5
Opponents.....		30	6025		709-1748	.406	163-574	.284	329-480	.685	360	721	1081	36.0	515	-	420	467	101	200	1910	63.7

<b>TEAM STATISTICS</b>	<b>VA</b>	<b>OPP</b>	<b>Date</b>	<b>Opponent</b>	<b>Score</b>	<b>Att.</b>
SCORING	2025	1910	11/14/14	OHIO STATE	W 87-82	3358
Points per game	67.5	63.7	11/16/14	RADFORD	W 75-47	3172
Scoring margin	+3.8	-	11/20/14	at Xavier	W 71-62	714
FIELD GOALS-ATT	748-1743	709-1748	11/23/14	AUBURN	W 66-51	3526
Field goal pct	.429	.406	11/28/14	vs Toledo	L 62-64	436
3 POINT FG-ATT	169-468	163-574	11/30/14	at FIU	W 74-61	305
3-point FG pct	.361	.284	12/03/14	at Illinois	L 63-86	1253
3-pt FG made per game	5.6	5.4	12/06/14	DELAWARE STATE	W 100-62	2998
FREE THROWS-ATT	360-506	329-480	12/16/14	LONGWOOD	W 91-49	2841
Free throw pct	.711	.685	12/19/14	SAINT MARY'S	W 62-49	2950
F-Throws made per game	12.0	11.0	12/21/14	HOWARD	W 74-53	3014
REBOUNDS	1098	1081	12/28/14	DAVIDSON	L 57-67	3392
Rebounds per game	36.6	36.0	12/29/14	DREXEL	W 72-66	3031
Rebounding margin	+0.6	-	* 01/04/15	at Virginia Tech	W 62-47	1225
ASSISTS	369	420	* 01/08/15	WAKE FOREST	W 72-70	3034
Assists per game	12.3	14.0	* 01/11/15	at Syracuse	L 58-70	708
TURNOVERS	437	467	* 01/15/15	BOSTON COLLEGE	W 68-56	3397
Turnovers per game	14.6	15.6	* 1/18/15	at LOUISVILLE	L 55-67	11322
Turnover margin	+1.0	-	* 01/21/15	at MIAMI	L 58-67	1406
Assist/turnover ratio	0.8	0.9	* 01/25/15	GEORGIA TECH	L 62-68	3975
STEALS	223	200	* 01/29/15	NC STATE	W 71-63	3092
Steals per game	7.4	6.7	* 02/01/15	at Clemson	W 77-72	902
BLOCKS	93	101	* 02/05/15	at Notre Dame	L 54-75	8738
Blocks per game	3.1	3.4	* 02/12/15	DUKE	L 45-71	3333
ATTENDANCE	56671	34421	* 02/15/15	FLORIDA STATE	L 56-65	4042
Home games-Avg/Game	17-3334	11-2754	* 02/19/15	at PITT	Lot 63-68	736
Neutral site-Avg/Game	-	2-2062	* 02/22/15	VIRGINIA TECH	W 73-59	3772
			* 02/26/15	at North Carolina	L 70-72	2988
			* 03/01/15	LOUISVILLE	W 75-59	3744
			03/05/15	vs Miami	L 52-62	3688

\* - Conference game

**2014-15 Virginia Women's Basketball  
Virginia Combined Team Statistics (as of Mar 01, 2015)  
Conference games**

<b>RECORD:</b>	<b>OVERALL</b>	<b>HOME</b>	<b>AWAY</b>	<b>NEUTRAL</b>
ALL GAMES	7-9	5-3	2-6	0-0
CONFERENCE	7-9	5-3	2-6	0-0
NON-CONFERENCE	0-0	0-0	0-0	0-0

#	Player	gp-gs	min	avg	Total		3-Point		F-Throw		Rebounds				pf	dq	a	to	blk	stl	pts	avg
					fg-fga	fg%	3fg-fga	3fg%	ft-fa	ft%	off	def	tot	avg								
20	Faith Randolph	15-15	485	32.3	90-221	.407	26-71	.366	38-42	.905	17	45	62	4.1	37	0	41	34	1	18	244	16.3
01	Mikayla Venson	16-16	541	33.8	64-149	.430	36-86	.419	30-36	.833	1	30	31	1.9	32	0	34	52	2	18	194	12.1
42	Sarah Imovbioh	16-16	467	29.2	60-115	.522	0-0	.000	49-84	.583	45	120	165	10.3	51	1	18	35	7	13	169	10.6
12	Breyana Mason	16-16	549	34.3	55-144	.382	17-36	.472	24-30	.800	5	37	42	2.6	24	0	54	38	0	24	151	9.4
21	Lauren Moses	16-15	387	24.2	42-91	.462	0-1	.000	13-25	.520	34	59	93	5.8	51	3	14	37	13	13	97	6.1
23	Aliyah Huland El	16-1	290	18.1	33-90	.367	14-41	.341	14-18	.778	9	14	23	1.4	36	0	12	20	3	5	94	5.9
44	Sydney Umeri	16-0	298	18.6	13-33	.394	0-0	.000	8-9	.889	12	35	47	2.9	28	1	6	17	7	5	34	2.1
03	Sarah Beth Barnette	16-1	124	7.8	8-23	.348	5-16	.313	2-3	.667	4	16	20	1.3	18	0	4	9	4	5	23	1.4
13	Tiffany Suarez	10-0	84	8.4	6-17	.353	0-0	.000	1-4	.250	1	5	6	0.6	7	0	3	8	1	1	13	1.3
02	Jae'Lisa Allen	1-0	0	0.0	0-0	.000	0-0	.000	0-0	.000	0	0	0	0.0	0	0	0	0	0	0	0	0.0
Team											26	37	63					7				
Total.....		16	3225		371-883	.420	98-251	.390	179-251	.713	154	398	552	34.5	284	5	186	257	38	102	1019	63.7
Opponents.....		16	3225		396-946	.419	73-284	.257	184-275	.669	200	391	591	36.9	266	-	247	231	60	125	1049	65.6

<b>TEAM STATISTICS</b>	<b>VA</b>	<b>OPP</b>	<b>Date</b>	<b>Opponent</b>	<b>Score</b>	<b>Att.</b>
SCORING	1019	1049	* 01/04/15	at Virginia Tech	W 62-47	1225
Points per game	63.7	65.6	* 01/08/15	WAKE FOREST	W 72-70	3034
Scoring margin	-1.9	-	* 01/11/15	at Syracuse	L 58-70	708
FIELD GOALS-ATT	371-883	396-946	* 01/15/15	BOSTON COLLEGE	W 68-56	3397
Field goal pct	.420	.419	* 1/18/15	at LOUISVILLE	L 55-67	11322
3 POINT FG-ATT	98-251	73-284	* 01/21/15	at MIAMI	L 58-67	1406
3-point FG pct	.390	.257	* 01/25/15	GEORGIA TECH	L 62-68	3975
3-pt FG made per game	6.1	4.6	* 01/29/15	NC STATE	W 71-63	3092
FREE THROWS-ATT	179-251	184-275	* 02/01/15	at Clemson	W 77-72	902
Free throw pct	.713	.669	* 02/05/15	at Notre Dame	L 54-75	8738
F-Throws made per game	11.2	11.5	* 02/12/15	DUKE	L 45-71	3333
REBOUNDS	552	591	* 02/15/15	FLORIDA STATE	L 56-65	4042
Rebounds per game	34.5	36.9	* 02/19/15	at PITT	Lot 63-68	736
Rebounding margin	-2.4	-	* 02/22/15	VIRGINIA TECH	W 73-59	3772
ASSISTS	186	247	* 02/26/15	at North Carolina	L 70-72	2988
Assists per game	11.6	15.4	* 03/01/15	LOUISVILLE	W 75-59	3744
TURNOVERS	257	231				
Turnovers per game	16.1	14.4				
Turnover margin	-1.6	-				
Assist/turnover ratio	0.7	1.1				
STEALS	102	125				
Steals per game	6.4	7.8				
BLOCKS	38	60				
Blocks per game	2.4	3.8				
ATTENDANCE	28389	28025				
Home games-Avg/Game	8-3549	8-3503				
Neutral site-Avg/Game	-	0-0				

\* - Conference game

<b>Score by Periods</b>	<b>1st</b>	<b>2nd</b>	<b>OT</b>	<b>Totals</b>
Virginia	503	511	5	1019
Opponents	518	521	10	1049

# 2014-15 VIRGINIA SEASON RESULTS & LEADERS

RECORD:	OVERALL	HOME	AWAY	NEUTRAL
ALL GAMES	17-14	13-4	4-8	0-2
CONFERENCE	7-9	5-3	2-6	0-0
NON-CONFERENCE	10-4	8-1	2-2	0-1

Date	U.Va. Rank	Opponent	Score	W/L	Rec.	ACC	Attend.	High Scorer	High Reb.	Opp. High Scr
11/14		OHIO STATE	87-82	W	1-0	0-0	3358	Randolph 25	Imovbioh 24	Mitchell 26
11/16		RADFORD	75-47	W	2-0	0-0	3172	Imovbioh 14	Imovbioh 9	White 14
11/20	NR/RV	at Xavier	71-62	W	3-0	0-0	714	Randolph 26	Imovbioh 13	Gaffney 15
11/23	NR/RV	AUBURN	66-51	W	4-0	0-0	3526	Imovbioh 21	Imovbioh 13	Montgomery 24
11/28	NR/RV	vs Toledo	64-62	L	4-1	0-0	436	Randolph 21	Imovbioh 9	Zanoguera 24
11/30	NR/RV	at FIU	74-61	W	5-1	0-0	305	FR/SI 16	Imovbioh 10	Pound 18
12/03		at Illinois	86-63	L	5-2	0-0	1253	Randolph 16	Moses 13	Grant 16
12/06		DELAWARE ST	100-62	W	6-2	0-0	2998	Venson 22	Barnette 11	Aldridge 17
12/16		LONGWOOD	91-49	W	7-2	0-0	2841	Imovbioh 25	Imovbioh 15	Williams 18
12/19		SAINT MARYS	62-49	W	8-2	0-0	2950	Randolph 20	FR/SI 5	HH/LN 16
12/21		HOWARD	74-53	W	9-2	0-0	3014	Randolph 26	Imovbioh 10	Brown 15
12/28		DAVIDSON	67-57	L	9-3	0-0	3392	Imovbioh 21	Imovbioh 19	Early 24
12/29		DREXEL	72-66	W	10-3	0-0	3031	Imovbioh 19	Imovbioh 9	Curran 15
01/04		at Virginia Tech	62-47	W	11-3	1-0	1225	Mason 16	Imovbioh 11	Camp 23
01/08		WAKE FOREST	72-70	W	12-3	2-0	3034	Venson 21	FR, LM, SI 7	Hamby 27
01/11		at No. 21 Syracuse	70-58	L	12-4	2-1	708	Randolph 24	Moses 13	Peterson 16
01/15		BOSTON COLLEGE	68-56	W	13-4	3-1	3397	Randolph 23	Imovbioh 11	Hughes 14
01/18		at No. 4 Louisville	67-57	L	13-5	3-2	11322	Randolph 24	Imovbioh 15	Hammond 20
01/21		at Miami	67-58	L	13-6	3-3	1406	FR/SI 14	Imovbioh 8	Thomas 18
01/25		GEORGIA TECH	68-62	L	13-7	3-4	3975	Randolp 23	SI/FR 7	Davis 31
01/29		NC STATE	71-63	W	14-7	4-4	3092	Venson 22	Randolph 8	Wilson 18
02/01		at Clemson	77-72	W	15-7	5-4	902	LM/SI/BM 15	Imovbioh 13	Lewis 19
02/05		at Notre Dame	75-54	L	15-8	5-5	8738	Randolph 16	Imovbioh 16	Turner 26
02/12		DUKE	71-45	L	15-9	5-6	3333	Imovbioh 14	Imovbioh 8	Greenwell 22
02/15		FLORIDA STATE	65-56	L	15-10	5-7	4042	Venson 15	Umeri 5	IS, AB 14
02/19		at Pitt	68-63	LOT	15-11	5-8	736	Imovbioh 18	Imovbioh 18	Kiesel 23
02/22		VIRGINIA TECH	73-59	W	16-11	6-8	3772	Venson 22	Imovbioh 7	Panousis 17
02/26		at North Carolina	72-70	L	16-12	6-9	2988	Randolph 24	Imovbioh 12	Mavunga 23
03/01		LOUISVILLE	75-59	W	17-12	7-9	3744	Randolph 23	Imovbioh 17	Henderson 13
03/05		vs Miami	72-62	L	17-13	7-9	3688	Mason 13	Moses 8	Motley 15
03/19		vs ODU	69-62	L	17-14	7-9	973	Venson 19	Imovbioh 9	Young 20

# 2014-15 POINTS-REBS-ASSISTS

OPPONENT	ALLEN	BARNETTE	HULAND EL	IMOV BIOH	MASON
OHIO STATE	DNP	0-2-1	5-1-1	<b>18-24-0</b>	<b>22-0-6</b>
RADFORD	0-0-0	3-4-0	7-5-1	<b>14-9-0</b>	<b>11-3-5</b>
at Xavier	DNP	0-1-0	4-2-0	<b>18-13-1</b>	<b>6-2-6</b>
AUBURN	DNP	3-6-2	2-2-1	<b>21-13-2</b>	<b>8-2-4</b>
vs. Toledo	DNP	0-1-0	3-2-0	<b>9-9-2</b>	<b>0-3-3</b>
vs. FIU	DNP	0-0-0	8-3-1	<b>16-10-1</b>	<b>11-0-2</b>
at Illinois	DNP	0-0-0	3-3-0	<b>10-8-0</b>	<b>6-4-3</b>
DELAWARE ST	2-1-0	9-11-5	10-3-2	<b>10-9-1</b>	<b>16-3-7</b>
LONGWOOD	0-1-0	2-5-1	11-2-4	<b>25-15-0</b>	<b>10-3-4</b>
ST. MARY'S	DNP	0-4-0	5-0-1	<b>6-5-0</b>	<b>7-1-2</b>
HOWARD	DNP	3-1-0	2-0-0	<b>21-10-0</b>	<b>3-3-3</b>
DAVIDSON	DNP	5-2-0	7-1-1	<b>21-19-1</b>	<b>4-2-2</b>
DREXEL	DNP	6-2-2	4-2-4	<b>19-9-3</b>	<b>11-4-3</b>
at Virginia Tech	DNP	0-2-1	10-2-1	<b>9-11-1</b>	<b>16-1-1</b>
WAKE FOREST	DNP	0-1-0	12-3-1	<b>8-7-1</b>	<b>12-2-3</b>
at Syracuse	DNP	0-0-0	7-2-3	<b>14-9-1</b>	<b>2-4-2</b>
BOSTON COLLEGE	DNP	8-1-2	0-2-0	<b>10-11-2</b>	<b>12-2-7</b>
at Louisville	DNP	0-1-0	1-0-0	<b>11-15-0</b>	<b>11-2-1</b>
at Miami	DNP	2-0-0	0-1-0	<b>14-8-2</b>	<b>11-4-4</b>
GEORGIA TECH	DNP	0-2-0	7-1-1	<b>5-7-1</b>	<b>14-3-5</b>
NC STATE	DNP	2-3-0	5-1-0	<b>6-4-1</b>	<b>9-4-3</b>
at Clemson	DNP	6-2-0	6-1-0	<b>15-13-3</b>	<b>15-2-1</b>
at Notre Dame	DNP	0-0-0	0-1-1	<b>3-16-3</b>	<b>9-2-3</b>
DUKE	DNP	2-2-0	5-5-1	<b>14-8-1</b>	<b>2-1-6</b>
FLORIDA ST	DNP	3-1-0	<b>14-2-1</b>	<b>4-2-1</b>	<b>6-3-3</b>
at Pitt	DNP	0-2-0	7-0-1	<b>18-18-0</b>	<b>10-4-2</b>
VIRGINIA TECH	0-0-0	0-1-0	5-0-2	<b>5-7-0</b>	<b>9-5-2</b>
at UNC	DNP	0-0-0	12-2-0	<b>11-12-1</b>	<b>2-1-8</b>
LOUISVILLE	DNP	<b>0-2-1</b>	3-0-0	<b>22-17-0</b>	<b>11-2-3</b>
vs Miami	DNP	0-0-0	5-1-1	<b>6-7-0</b>	<b>13-5-2</b>
vs ODU	DNP	0-1-0	3-3-0	<b>8-9-1</b>	<b>17-2-6</b>

OPPONENT	MOSES	RANDOLPH	SUAREZ	UMERI	VENSON
OHIO STATE	<b>4-7-0</b>	<b>25-6-5</b>	0-0-1	2-3-0	<b>11-1-3</b>
RADFORD	<b>7-5-0</b>	<b>11-4-0</b>	6-0-1	4-1-1	<b>12-3-1</b>
at Xavier	<b>8-6-1</b>	<b>26-4-0</b>	2-0-0	2-8-1	<b>5-6-5</b>
AUBURN	<b>3-5-1</b>	<b>18-5-0</b>	1-0-0	0-0-0	<b>10-3-1</b>
vs. Toledo	<b>14-8-0</b>	<b>21-2-2</b>	0-2-1	6-3-1	<b>9-1-4</b>
vs. FIU	<b>7-4-2</b>	<b>16-1-1</b>	0-0-1	4-0-0	<b>12-2-2</b>
at Illinois	<b>5-13-0</b>	<b>16-2-3</b>	2-2-2	10-8-0	<b>11-0-1</b>
DELAWARE ST	<b>6-6-2</b>	<b>15-1-1</b>	4-1-2	6-2-1	<b>22-2-2</b>
LONGWOOD	<b>10-2-3</b>	<b>14-2-1</b>	8-1-1	0-1-0	<b>11-1-4</b>
ST. MARY'S	<b>4-4-0</b>	<b>20-5-4</b>	0-1-0	6-3-2	<b>14-1-4</b>
HOWARD	<b>5-6-2</b>	<b>26-7-3</b>	0-5-0	4-5-2	<b>10-1-4</b>
DAVIDSON	<b>2-3-1</b>	<b>15-1-2</b>	0-0-0	2-3-1	<b>1-3-1</b>
DREXEL	<b>2-3-0</b>	<b>21-3-1</b>	0-0-0	2-1-0	<b>16-7-1</b>
at Virginia Tech	<b>5-8-3</b>	<b>9-5-4</b>	0-0-0	0-5-0	<b>13-0-2</b>
WAKE FOREST	<b>8-7-2</b>	<b>11-7-1</b>	DNP	0-1-0	<b>21-2-2</b>
at Syracuse	<b>2-13-1</b>	<b>24-2-2</b>	DNP	0-0-0	<b>9-1-3</b>
BOSTON COLLEGE	<b>0-5-1</b>	<b>23-6-1</b>	DNP	2-2-0	<b>13-3-3</b>
at Louisville	<b>4-9-0</b>	<b>24-5-3</b>	0-0-0	2-2-0	<b>2-1-2</b>
at Miami	<b>4-5-0</b>	<b>14-3-3</b>	0-2-0	2-5-0	<b>11-1-2</b>
GEORGIA TECH	<b>4-6-1</b>	<b>23-7-2</b>	DNP	2-3-1	<b>7-2-2</b>
NC STATE	<b>6-7-0</b>	<b>17-8-5</b>	2-0-0	2-5-0	<b>22-2-2</b>
at Clemson	<b>15-10-3</b>	<b>8-1-2</b>	0-0-2	0-1-1	<b>12-2-4</b>
at Notre Dame	<b>8-3-1</b>	<b>16-3-1</b>	2-1-0	7-1-0	<b>9-1-1</b>
DUKE	<b>6-1-1</b>	<b>4-5-1</b>	5-0-1	0-1-1	<b>7-1-1</b>
FLORIDA ST	<b>5-0-1</b>	INJ	2-2-0	7-5-2	<b>15-3-2</b>
at Pitt	<b>4-4-0</b>	<b>7-1-1</b>	2-1-0	4-7-0	<b>11-1-2</b>
VIRGINIA TECH	<b>13-2-0</b>	<b>17-4-2</b>	0-0-0	2-2-0	<b>22-3-3</b>
at UNC	<b>11-9-0</b>	<b>24-2-5</b>	DNP	0-3-0	<b>10-4-1</b>
LOUISVILLE	2-4-0	<b>23-3-8</b>	DNP	4-4-0	<b>10-4-2</b>
vs Miami	<b>11-8-0</b>	<b>6-7-2</b>	DNP	0-6-3	<b>11-2-1</b>
vs ODU	<b>4-4-0</b>	<b>7-4-0</b>	2-0-0	2-7-1	<b>19-4-6</b>



# GAME-BY-GAME STAT COMPARISONS

	Field Goal %		3-Point FG %		Free Throw Pct.		Rebounds	Turnovers
	Virginia	Opponent	Virginia	Opponent	Virginia	Opponent	UVa-Opp	UVa-Opp
OHIO STATE	31-76 (.408)	29-74 (.392)	10-26 (.385)	11-30 (.367)	15-19 (.789)	13-16 (.813)	51-40 (+11)	10-9
RADFORD	30-66 (.455)	16-54 (.296)	2-14 (.143)	1-18 (.056)	13-20 (.650)	14-20 (.700)	38-43 (-5)	5-20
at Xavier	29-62 (.468)	22-62 (.355)	3-7 (.429)	8-25 (.320)	10-12 (.833)	10-13 (.769)	44-33 (+11)	15-13
AUBURN	23-46 (.500)	20-62 (.323)	7-10 (.700)	8-20 (.400)	13-20 (.650)	3-12 (.250)	39-32 (+7)	17-15
vs Toledo	24-60 (.400)	22-46 (.478)	7-20 (.350)	7-22 (.318)	7-11 (.636)	13-19 (.684)	35-30 (+5)	9-12
at FIU	32-62 (.516)	22-46 (.478)	2-10 (.200)	6-11 (.545)	8-11 (.727)	11-15 (.733)	21-36 (-15)	7-25
at Illinois	21-56 (.375)	33-60 (.550)	4-14 (.286)	8-21 (.381)	17-26 (.654)	12-21 (.571)	42-29 (+13)	18-11
DELAWARE ST	38-71 (.535)	21-58 (.362)	8-18 (.444)	6-14 (.429)	16-25 (.640)	14-16 (.875)	45-34 (+11)	8-17
LONGWOOD	38-68 (.559)	18-57 (.316)	2-13 (.154)	7-25 (.280)	13-20 (.650)	6-9 (.667)	38-33 (+5)	6-20
SAINT MARYS	22-56 (.393)	16-46 (.348)	6-18 (.333)	2-10 (.200)	12-14 (.857)	15-21 (.714)	28-38 (-10)	14-23
HOWARD	27-59 (.458)	21-71 (.296)	4-14 (.286)	2-28 (.071)	16-23 (.696)	9-11 (.818)	46-40 (+6)	25-24
DAVIDSON	20-64 (.313)	25-55 (.455)	5-23 (.217)	11-23 (.478)	12-15 (.800)	6-8 (.750)	41-37 (+4)	15-18
DREXEL	21-48 (.438)	24-54 (.444)	7-19 (.368)	5-14 (.357)	23-30 (.767)	13-16 (.813)	38-25 (+13)	17-12
at Va Tech	23-56 (.411)	15-52 (.288)	8-20 (.400)	3-15 (.200)	8-15 (.533)	14-20 (.700)	36-37 (-1)	11-15
WAKE	24-60 (.400)	30-58 (.517)	10-26 (.385)	2-12 (.167)	14-19 (.737)	8-15 (.533)	34-37 (-3)	17-20
at Syracuse	23-66 (.348)	26-55 (.473)	7-22 (.318)	12-27 (.444)	5-8 (.625)	6-8 (.750)	40-36 (+4)	22-21
BC	22-61 (.361)	23-56 (.411)	13-26 (.500)	3-15 (.200)	11-13 (.846)	7-9 (.778)	38-35 (+3)	16-17
at Louisville	25-56 (.446)	28-59 (.475)	1-11 (.091)	0-9 (.000)	4-9 (.444)	11-26 (.423)	35-39 (-4)	10-5
at Miami	19-49 (.388)	25-64 (.391)	5-11 (.455)	4-19 (.211)	15-23 (.652)	13-19 (.684)	35-40 (-5)	16-11
GEORGIA TECH	28-63 (.444)	26-65 (.400)	3-15 (.200)	2-15 (.133)	3-7 (.429)	14-14 (1.000)	35-40 (-5)	13-13
NC STATE	23-59 (.469)	26-66 (.394)	11-15 (.733)	6-26 (.230)	14-17 (.824)	5-7 (.714)	38-30 (+8)	16-10
at Clemson	28-63 (.444)	23-60 (.383)	10-19 (.526)	8-21 (.381)	11-15 (.733)	18-25 (.720)	34-45 (-11)	7-12
at Notre Dame	23-59 (.390)	28-57 (.491)	2-11 (.182)	2-8 (.250)	6-8 (.750)	17-26 (.654)	30-42 (-12)	14-12
DUKE	19-52 (.365)	26-59 (.441)	2-11 (.182)	6-19 (.316)	5-8 (.625)	13-17 (.765)	25-42 (-17)	22-19
FLORIDA STATE	20-43 (.465)	24-53 (.453)	8-19 (.421)	8-21 (.381)	8-9 (.889)	9-13 (.692)	21-33 (-12)	19-16
at Pitt	23-66 (.348)	25-58 (.431)	1-9 (.111)	3-20 (.150)	16-21 (.762)	15-26 (.577)	44-40 (+4)	18-18
VIRGINIA TECH	22-44 (.500)	21-53 (.396)	4-13 (.308)	6-22 (.273)	25-29 (.862)	11-15 (.733)	28-28 (E)	14-17
at UNC	28-55 (.509)	30-71 (.423)	7-15 (.467)	4-16 (.250)	7-17 (.412)	8-14 (.571)	40-39 (+1)	21-12
LOUISVILLE	21-41 (.512)	20-60 (.333)	6-8 (.750)	4-19 (.211)	27-33 (.818)	15-21 (.714)	39-28 (+11)	21-13
vs Miami	21-66 (.318)	24-57 (.421)	4-11 (.364)	8-29 (.276)	6-9 (.667)	6-8 (.750)	40-40	14-17
vs ODU	27-66 (.409)	27-61 (.443)	6-16 (.375)	6-16 (.375)	2-2 (1.00)	9-14 (.643)	36-41	15-14

# MISCELLANEOUS STATS

**VIRGINIA**
**OPPONENT**

Bench Points . . . . .	332 (11.1)	. . . . .	409 (13.6)
FG Percentage- Home . . . . .	429-967 (.444)	. . . . .	360-935 (.385)
FG Percentage- Road . . . . .	274-650 (.421)	. . . . .	303-710 (.426)
FG Percentage- Neutral . . . . .	45-126 (.357)	. . . . .	46-103 (.446)
Most Points- Half. . . . .	55 (1st vs Delaware St, 12/06)	. . . . .	48 (2nd at Illinois, 12/03)
Fewest Points- Half . . . . .	22 (1st at Illinois, 12/03)	. . . . .	21 (1st vs Radford, 11/16)
. . . . .	23 (2nd (2x) last at Notre Dame, 02/05)		
Largest Halftime Lead . . . . .	30 vs Delaware St (12/06)		
Largest Halftime Deficit. . . . .	19 vs Notre Dame (02/12)		

**VIRGINIA'S RECORD WHEN**

Game decided by 10 pts or less. . . . .	6-9
Leading at halftime . . . . .	14-4
Trailing at halftime . . . . .	2-10
Tied at halftime. . . . .	1-0
Went into overtime. . . . .	0-1
Leading by 10 or more points . . . . .	16-6
Shot FG 50% or better. . . . .	6-1
Shot FG less than 50%. . . . .	11-12
Shot FG less than 40%. . . . .	2-8
Shot FG 40% or better . . . . .	15-6
Holding opponent under 60 pts . . . . .	8-0
Scoring 30-39 points . . . . .	0-0
Scoring 40-49 points. . . . .	0-1
Scoring 50-59 points. . . . .	0-7
Scoring 60-69 points. . . . .	4-5
Scoring 70-79 points. . . . .	10-1
Scoring 80-89 points. . . . .	1-0
Scoring 90-100 points. . . . .	2-0
Outrebounding opponent. . . . .	11-6
Being outrebounded . . . . .	6-7
Tied in rebounding . . . . .	1-1
Have fewer TOs than opponent. . . . .	10-3
Committing 15 or less TOs . . . . .	10-7
Start #1, 12, 20, 21, 42 . . . . .	16-13
Start #1, 12, 23, 21, 42 . . . . .	0-1
Start #1, 3, 12, 23, 42. . . . .	1-0
Playing a ranked opponent. . . . .	1-6
Playing a top-10 ranked opponent . . . . .	1-3
Playing on television . . . . .	1-4
Playing on ESPN3/Fox Go only . . . . .	1-3

**SCORING BENCHMARKS**
**GAMES WITH 20 OR MORE POINTS IN 14-15**

Faith Randolph . . . . .	11
Sarah Imovbioh . . . . .	5
Mikayla Venson . . . . .	4
Breyana Mason . . . . .	1

**GAMES WITH 10 OR MORE POINTS IN 14-15**

Faith Randolph . . . . .	24
Mikayla Venson . . . . .	23
Sarah Imovbioh . . . . .	20
Breyana Mason . . . . .	17
Aliyah Huland El . . . . .	6
Lauren Moses. . . . .	6
Sydney Umeri . . . . .	1

**GAMES WITH 10 OR MORE REBOUNDS IN 14-15**

Sarah Imovbioh. . . . .	15
Lauren Moses. . . . .	3
Sarah Beth Barnette. . . . .	1

**GAMES WITH 20 OR MORE REBOUNDS IN 14-15**

Sarah Imovbioh . . . . .	1
--------------------------	---

**DOUBLE DOUBLES IN 14-15**

Sarah Imovbioh . . . . .	13
Lauren Moses. . . . .	1

# THE LAST TIME

## VIRGINIA INDIVIDUALS

- **Two UVA players with double-doubles in the same game:** at Clemson 2/01/15 (Moses 15-10, Imovbioh 15-13)
- **Four players in double figures:** vs Louisville 03/01/15 (Randolph 23, Mason 11, Imovbioh 22, Venson 10)
- **Five players in double figures:** at UNC 02/26/15 (Randolph 24, Huland EI 12, Moses 11, Imovbioh 11, Venson 10)
- **Six players in double figures:** vs Longwood 12/16/14 (Imovbioh 25, Randolph 14, Huland EI 11, Venson 11, Moses 10, Mason 10)
- **Scored 20-24 points:** 23, Randolph and 22, Imovbioh vs Louisville 03/01/15
- **Scored 25-29 points:** 26, Randolph vs Howard 12/21/14
- **Scored 30-39 points:** 34, Monica Wright vs. Green Bay, 03/21/10
- **Scored 40-49 points:** \*\*48, Mimi Kennedy at North Carolina, 01/15/98
- **A non-starter scored 20 or more points:** 24, Faith Randolph vs North Carolina 2/20/14
- **Two or more Hoos scored 20 or more points in the same game:** vs Louisville 03/01/15 (Randolph 23, Imovbioh 22)
- **Perfect from the field (5 attempts):** 7-7, Imovbioh vs Louisville 03/01/15
- **Perfect at FT line (10 attempts):** 11-11, Monica Wright vs North Carolina, 02/15/10
- **Perfect at FT line (9 attempts):** 9-9, Faith Randolph vs Louisville 03/01/15
- **Perfect at FT line (8 attempts):** 9-9, Faith Randolph vs Louisville 03/01/15
- **Had 20 Free throw attempts:** \*\*20, Brandi Teamer at Wake Forest, 01/6/05
- **Had 15 rebounds:** 17, Sarah Imovbioh vs Louisville 03/01/15
- **Had 20 rebounds:** 24, Sarah Imovbioh vs Ohio State 11/14/14
- **Had 10 assists:** 11, Sharneé Zoll vs. Georgia Tech, 03/2/08
- **Had 6 steals:** 6, Kelsey Wolfe at Miami, 01/06/13
- **Blocked 5 shots:** 5, Jocelyn Logan-Friend at North Carolina, 02/24/05

## VIRGINIA TEAM

- **UVA ranked in AP Top 25:** #22, 11/21/12
  - **UVA ranked USA Today Top 25:** #22, 3/8/10
  - **Played AP No. 1 team:** #1 Duke, L 79-58, 3/2/07
  - **Defeated AP No. 1 team:** #1 Maryland, 75-74, 2/11/92
  - **Defeated AP Top 10 team:** #8 Louisville, 75-59, 03/01/15
  - **Defeated AP Top 25 team:** #8 Louisville, 75-59, 03/01/15
- ## FIELD GOAL SHOOTING
- **Shot 50 percent:** .512 (21-41) vs Louisville 03/01/15
  - **Shot 60 percent:** .623 (33-53) vs Georgia Tech, 3/02/08
  - **Shot 70 percent:** \*\*.700 (42-60) at Wake Forest, 1/07/87
  - **Made 30-39 field goals:** 38 vs Longwood 12/16/14
  - **Made 40-49 field goals:** 42 vs Wake Forest, 1/7/87
  - **Made 50 field goals:** \*\*54 vs Cleveland State, 11/29/95
  - **Attempted 60-69 FG:** 66 vs ODU, 3/19/15
  - **Attempted 70-79 FG:** 71 vs Delaware St, 12/6/14
  - **Attempted 80 FG:** 85 at NC State, 2/10/11

## THREE-POINT SHOOTING

- **Shot 50 percent:** .750 (6-8) vs Louisville 03/01/15
- **Shot 60 percent:** .750 (6-8) vs Louisville 03/01/15
- **Shot 70 percent:** .750 (6-8) vs Louisville 03/01/15
- **Shot 80 percent:** .857 (6-7) vs St. John's, 03/19/88
- **Made 10 three-pt. field goals:** 10 at Clemson 2/01/15
- **Attempted 20 three-pt. FG:** 26 (made 13) vs BC 1/15/15

## FREE THROW SHOOTING

- **Shot 80 percent:** .818 (27-33) vs Louisville 03/01/15
- **Shot 90 percent:** .909 (20-22) vs. Maryland, 01/23/14
- **Shot 100 percent:** 6-6 vs. Duke, 02/8/13
- **Made 20-29 free throws:** 27 vs Louisville 03/01/15
- **Made 30-39 free throws:** 30 vs. North Carolina, 02/20/14
- **Attempted 30-39 FT:** 33 vs Louisville 03/01/15
- **Attempted 40-49 FT:** 44 vs. Indiana, 11/26/09
- **Attempted 50+ FT:** \*\*54 at Wake Forest, 01/6/05

## SCORING

- **Scored 80 points:** 91 vs Longwood 12/16/14
- **Scored 90 points:** 91 vs Longwood 12/16/14
- **Scored 100 points:** 100 vs Delaware St, 12/6/14

## REBOUNDING

- **Had 50 rebounds:** 51 vs Ohio State 11/14/14
- **Had 60 rebounds:** 63 at Alabama, 12/21/12
- **Had 70 rebounds:** \*\*77 vs. Rider, 12/19/96

## ASSISTS

- **Had 20 assists:** 23 vs Delaware St, 12/6/14
- **Had 30 assists:** \*\*37 vs. Cleveland State, 11/29/95

## STEALS

- **Had 15 steals:** 18 vs Davidson 12/28/14
- **Had 20 steals:** 22 vs UMES, 12/17/13
- **Had 25 steals:** 26 vs. Clemson, 02/12/12
- **UVA forced 30 turnovers:** 35 vs. UMES, 12/17/13
- **UVA committed 30 turnovers:** 32 at Alabama, 12/21/12

## MISCELLANEOUS

- **UVA in OT:** L, 68-63 at Pitt 2/19/15
- **UVA in 2OT:** L, 73-70 at Alabama, 12/21/12
- **UVA in 3OT:** W, 105-100 at North Carolina, 01/15/98
- **UVA shot 60% from the floor in first half:** .621 (18-29) at Clemson 2/01/15
- **UVA shot 60% from the floor in second half:** .639 (23-36) vs Longwood 12/16/14
- **UVA shot less than 20% from floor first half:** .192 (5-26) at Maryland, 12/06/12
- **UVA shot less than 30% from floor first half:** .256 (10-39) at Syracuse, 01/11/15
- **UVA shot less than 30% from floor 2nd half:** .294 (10-34) at Clemson 2/01/15
- **UVA scored less than 15 points in first half:** 13 at Florida State, 01/8/06
- **UVA held opp to less than 15 points first half:** 14 vs. Virginia Tech, 01/03/13
- **UVA held opp to less than 10 points first half:** 6 vs. Norfolk State, 12/28/12
- **UVA held opponent to less than 30 points:** 23 vs. Norfolk State, 12/28/12
- **UVA failed to make at least one three-pointer:** 0-10 vs. Kansas State, 11/29/13
- **Opponent failed to make at least one three-pointer:** 0-9 at Louisville, 01/18/15

\*\*school record

# 2014-15 HIGHS/LOWS

**VIRGINIA HIGHS**

Points	100 vs Delaware State 12/06/14	86 at Illinois 12/03/14
FG Made	38 (2x) last vs Longwood 12/16/14	33 at Illinois 12/03/14
FG Attempts	76 vs Ohio State 11/14/14	74 vs Ohio State 11/14/14
FG %	.559 (38-68) vs Longwood 12/16/14	.550 (33-60) at Illinois 12/03/14
3FG Made	13 vs Boston College 01/15/15	12 at Syracuse 01/11/15
3FG Attempts	26 (3x) last vs BC 01/15/15	30 vs Ohio State 11/14/14
3FG %	.750 (6-8) vs Louisville 03/01/15	.545 (6-11) at FIU 11/30/14
Free Throws Made	27 vs Louisville 03/01/15	18 at Clemson 02/01/15
Free Throw Attempts	33 vs Louisville 03/01/15	26 at Notre Dame 02/05/15
Free Throw %	.889 (8-9) vs Florida State 02/15/15	.875 (14-16) vs Delaware State 12/06/14
Rebounds	51 vs Ohio State 11/14/14	45 at Clemson 2/01/15
Assists	23 vs Delaware State 12/06/14	21 at Louisville 01/18/15
Steals	16 vs Howard 12/21/14	17 vs Howard 12/21/14
Blocked Shots	8 vs Longwood 12/16/14	8 (2x) last at Pitt 02/19/15
Turnovers	25 vs Howard 12/21/14	25 at FIU 11/30/14
Fouls	25 at Pitt 02/19/15	28 vs Louisville 03/01/15

**OPPONENT HIGHS**
**VIRGINIA LOWS**

Points	45 vs Duke 02/12/15	47 (2x) last at Virginia Tech 01/04/15
FG Made	19 (2x) last vs Duke 02/12/15	15 at Virginia Tech 01/04/15
FG Attempts	41 vs Louisville 03/01/15	46 (3x)
FG %	.313 (20-64) vs Davidson 12/28/14	.296 (2x) last vs Howard 12/21/14
3FG Made	1 (2x) last at Pitt 02/19/15	0 at Louisville 01/18/15
3FG Attempts	7 at Xavier 11/20/14	9 at Louisville 01/18/15
3FG %	.091 (1-11) at Louisville 01/18/15	.000 (0-9) at Louisville 01/18/15
Free Throws Made	3 vs Georgia Tech 01/25/15	3 vs Auburn 11/23/14
Free Throw Attempts	7 vs Georgia Tech 01/25/15	8 vs Davidson 12/28/14
Free Throw %	.412 (7-17) at North Carolina 02/26/15	.250 (3-12) vs Auburn 11/23/14
Rebounds	21 (2x) last vs Florida State 02/15/15	25 vs Drexel 12/29/14
Assists	6 at Pitt 02/19/15	7 (3x) last vs Radford 11/16/14
Steals	1 vs Toledo 11/28/14	0 vs Radford 11/16/14
Blocked Shots	0 (2x) last vs Louisville 03/01/15	0 vs Toledo 11/28/14
Turnovers	5 vs Radford 11/16/14	5 vs Louisville 01/18/15
Fouls	11 (2x) last vs Miami 03/05/15	9 vs Duke 02/12/15

**OPPONENT LOWS**
**VIRGINIA INDIVIDUAL HIGHS**

Points	26 (2x) Randolph last vs Howard 12/21/14	31 Davis vs Georgia Tech 01/25/15
FG Made	11 (2x) last FR at Louisville 01/18/15	12 (2x) last Davis vs Georgia Tech 01/25/15
FG Attempts	22 Randolph (3x) last at Lvlle	29 Davis vs Georgia Tech 01/25/15
FG %	7-7 Imovbioh vs Louisville 03/01/15	7-9 Grant at Illinois 12/03/14
3FG Made	6 Venson vs NC State 1/29/15	6 Montgomery vs Auburn 11/23/14
3FG Attempts	10 (3x) last Venson vs BC 1/15/15	13 Lewis at Clemson 2/01/15
3FG Percentage	6-6 Venson vs NC State 1/29/15	4-6 Simmons at Illinois 12/03/14
FT Made	9 Randolph vs Louisville 03/01/15	7 (2x) last Dixon at Clemson 2/01/15
FT Attempts	11 Imovbioh at Illinois 12/03/14	11 Dixon at Clemson 2/01/15
FT Percentage	9-9 Randolph vs Louisville 03/01/15	7-8 Gaffney at Radford 11/20/14
Rebounds	24 Imovbioh vs Ohio State 11/14/14	6-6 Zanoguera vs Toledo 11/28/14
Assists	8 (2x) last Randolph vs Lvlle 03/01/15	11 O'Neil and Rogers vs Georgia Tech 01/25/15
Steals	5 (2x)	10 Zanoguera vs Toledo 11/23/14
Blocked Shots	3 (4x)	4 (multiple)
Turnovers	6 (3x) last Mason vs Lvlle 03/01/15	5 Williams vs Miami 03/05/15
		9 Heslip vs Howard 12/21/14

**OPPONENT INDIVIDUAL HIGHS**




**00**
**DEBRA  
FERGUSON**

Center • Freshman  
6-4  
Amherst County High  
Madison Heights, Va.


**1**
**MIKAYLA  
VENSON**

Guard • Sophomore  
5-7  
Yorktown High  
Arlington, Va.


**2**
**JAE'LISA  
ALLEN**


Forward • Sophomore  
6-2  
White Hall High  
Pine Bluff, Ark.


**10**
**J'KYRA  
BROWN**


Guard • Redshirt Sophomore  
5-11  
Rocky Mount High  
East Carolina Univ.  
Rocky Mount, N.C.


**12**
**BREYANA  
MASON**

Guard • Junior  
5-8  
Forest Park High  
Woodbridge, Va.


**13**
**EMILY  
BATTLE**

Forward • Freshman  
6-1  
St. Anne's-Belfield  
Charlottesville, Va.


**20**
**FAITH  
RANDOLPH**

Guard • Senior  
5-10  
Our Lady of Good Counsel  
Derwood, Md.


**21**
**LAUREN  
MOSES**

Forward • Sophomore  
6-2  
Rancocas High  
Mount Holly, N.J.


**23**
**ALIYAH  
HULAND EL**

Guard • Sophomore  
6-1  
Randolph High  
Randolph, N.J.


**32**
**MONÉ  
JONES**

Forward • Freshman  
6-2  
Riverside High  
Durham, N.C.


**35**
**SHAKYNA  
PAYNE**

Forward • Freshman  
6-1  
SW Atlanta Christian Academy  
Acworth, Ga.


**44**
**SYDNEY  
UMERI**

Forward • Junior  
6-1  
The Lovett School  
Acworth, Ga.


**JOANNE  
BOYLE**

Head Coach  
Fifth Season


**KIM  
MCNEILL**

Associate Head Coach  
Fifth Season


**LA'KESHIA  
FRETT MEREDITH**

Assistant Coach  
Third Season


**CORY  
MCNEILL**

Assistant Coach  
Fifth Season



**SARAH  
HOLSINGER**

Asst. AD/Operations  
Fifth Season


# 2015-16 WOMEN'S BASKETBALL RULES CHANGES



## TEAM TIMEOUTS PER GAME



3 TIMEOUTS CARRY OVER TO 2ND HALF



P1 | ≤ 5:00 OR 1ST TEAM CALLED

— INTERMISSION MEDIA TIMEOUT —

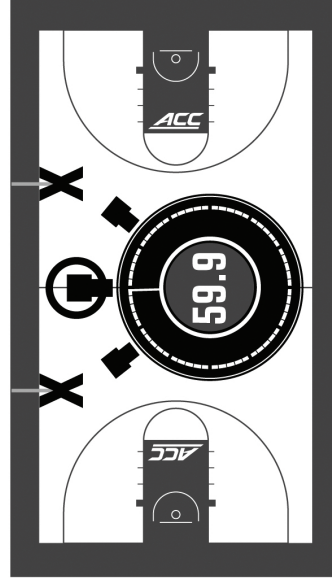
P2 | ≤ 5:00 OR 1ST TEAM CALLED

P3 | ≤ 5:00 OR 1ST TEAM CALLED

— INTERMISSION MEDIA TIMEOUT —

P4 | ≤ 5:00 OR 1ST TEAM CALLED

+FIRST TEAM-CALLED IN 2ND HALF IS MEDIA TIMEOUT



OPTION TO ADVANCE THE BALL TO THE

**28-FOOT MARK**

IN THE FRONTCOURT WHEN CALLING

A TIMEOUT WITH POSSESSION

**DURING THE LAST 59.9**

SECONDS OF THE 4TH PERIOD

— AND ALSO OF EACH OVERTIME —



**PERMITTED TO PLAY DURING ANY DEAD BALL**



THEACC.COM | @ACCWBB | #ACCWBB