



PITT vs. VIRGINIA

August 31, 2019 • 7:30 p.m., ET

Heinz Field (68,400/Natural Grass) • Pittsburgh, Pa.

ACC Network • Pitt Panthers Radio Network

PittsburghPanthers.com • @Pitt_FB

Schedules and Results

PITT (0-0, 0-0 ACC)

Aug. 31	Virginia* (ACCN)	7:30 p.m.
Sept. 7	Ohio (ACCN)	11 a.m.
Sept. 14	at Penn State (ABC)	Noon
Sept. 21	UCF	TBA
Sept. 28	Delaware	TBA
Oct. 5	at Duke*	TBA
Oct. 18 (Fri.)	at Syracuse* (ESPN)	7 p.m.
Oct. 26	Miami* (HC)	TBA
Nov. 2	at Georgia Tech*	TBA
Nov. 14 (Thurs.)	North Carolina* (ESPN)	8 p.m.
Nov. 23	at Virginia Tech*	TBA
Nov. 30	Boston College*	TBA

*ACC game

(HC) Homecoming

VIRGINIA (0-0, 0-0 ACC)

Aug. 31	at Pitt*	7:30 p.m.
Sept. 6 (Fri.)	William & Mary	8 p.m.
Sept. 14	Florida State*	7:30 p.m.
Sept. 21	Old Dominion	TBA
Sept. 28	at Notre Dame	3:30 p.m.
Oct. 11 (Fri.)	at Miami*	8 p.m.
Oct. 19	Duke*	TBA
Oct. 26	at Louisville*	TBA
Nov. 2	at North Carolina*	TBA
Nov. 9	Georgia Tech*	TBA
Nov. 23	Liberty	TBA
Nov. 29 (Fri.)	Virginia Tech*	TBA

*ACC game

Broadcast Information

Television • ACC Network

Adam Amin (play-by-play)

Tim Hasselbeck (analyst)

Katie George (reporter)

Pitt Radio • 93.7 The Fan & Pitt Panthers Radio Network

Bill Hillgrove (play-by-play)

Pat Bostick (analyst)

Larry Richert (reporter)

SiriusXM Satellite Radio

Sirius Channel 138, XM Channel 193, Internet Channel 955

WPTS Radio (Pitt Student Station) • 92.1 FM

Online Audio

937thefan.radio.com

Game Storylines

- ✓ Pitt opens its 130th season of intercollegiate football when the Panthers host ACC foe Virginia at Heinz Field. The game will serve as Pitt's initial appearance on the newly launched ACC Network.
- ✓ The Panthers are the defending ACC Coastal Division champion. Pitt finished with a 6-2 conference mark last season to claim the division and advance to the ACC Championship Game.
- ✓ In a preseason media poll, Virginia was picked to win the 2019 Coastal championship. Pitt was voted fourth.
- ✓ The Panthers are 5-1 against Virginia in ACC play, the lone loss occurring during the 2014 season in Charlottesville. Pat Narduzzi is undefeated (4-0) against the Cavaliers during his Pitt tenure.
- ✓ Virginia is winless in five prior visits to Pittsburgh. In the Cavs' last visit to Heinz (2017), Pitt claimed a 31-14 win.
- ✓ Pitt is 84-43-2 (.659) all-time in openers. Since the 2000 season, the Panthers are 14-5 (.737) in their initial game, including 4-0 under Pat Narduzzi.
- ✓ This will be only the third time that Pitt has opened a season against a conference opponent. The Panthers are 0-2 in such instances (0-1 in the ACC).
- ✓ Pitt last opened the season with a conference game on Sept. 2, 2013. Playing in their inaugural ACC game, the Panthers lost 41-13 to visiting Florida State, that year's eventual national champion. (That 2013 game against the Seminoles also marks the last time Pitt lost a season opener.)
- ✓ Over his initial four years as Pitt's head coach (2015-18), Pat Narduzzi led the Panthers to the third-best record in ACC play with a 20-12 mark. Only Clemson (30-2) and Miami (21-11) achieved better ACC records during that span.

Pitt-Virginia History in Brief

Series Began: 1953

Series Overall: Pitt leads 8-3

ACC Series: Pitt leads 5-1

At Pittsburgh: Pitt leads 5-0

At Virginia: Pitt leads 3-2

Neutral Sites: UVA leads 1-0

Last Meeting: Nov. 2, 2018

(Pitt won, 23-13)

Last Meeting at Pitt: Oct. 28, 2017

(Pitt won, 31-14)

Current Series Streak:

Pitt has won 4 (2015-18)

Longest Pitt Series Win Streak:

4 games (2015-18)

Longest UVA Series Win Streak:

1 game (3 times, 2003; '07; '14)

Largest Pitt Victory Margin:

26 points (26-0, 1953)

Largest UVA Victory Margin:

30 points (44-14, 2007)

The Coaches

Pitt Coach Pat Narduzzi

Overall (season): 28-24 (fifth)

At Pitt (season): same

Alma Mater: Rhode Island, 1990

Record vs. Virginia: 4-0

Virginia Coach Bronco Mendenhall

Overall (season): 115-65 (15th)

At Virginia (season): 16-22 (fourth)

Alma Mater: Oregon State, 1988

Record vs. Pitt: 0-3

PITT FOOTBALL MEDIA SERVICES



VIRGINIA WEEK SCHEDULE

SUNDAY	MONDAY	TUESDAY	WEDNESDAY	THURSDAY	FRIDAY	SATURDAY
25 No scheduled media opportunities	26 Pat Narduzzi Press Conference Noon	27 Practice Window 9:05 a.m. Interviews 11:30 a.m.	28 Interviews 11:30 a.m. Narduzzi Radio Show 1020 KDKA 6-7 p.m.	29 Final Narduzzi Press Brief 1 p.m.	30 No scheduled media opportunities	31 Pitt vs. Virginia Heinz Field 7:30 p.m., ET ACC Network

PITT FOOTBALL MEDIA CONTACTS

E.J. Borghetti, Executive Associate A.D.
(football contact)

Borghetti e-mail: eborghetti@athletics.pitt.edu
R.J. Sepich, Assistant Communications Director
(co-football contact)

Sepich e-mail: rsepich@athletics.pitt.edu

Celeste Welsh, Communications Coordinator
(credential contact)

Welsh e-mail: cwelsh@athletics.pitt.edu

PITT ATHLETIC COMMUNICATIONS PHONE NUMBERS

Pitt Athletic Communications Office: (412) 648-8240

Heinz Field Press Box: (412) 697-7198

Pitt Football Office: (412) 648-8700

PITT FOOTBALL ON THE WEB

Official Pitt Site: PittsburghPanthers.com

Media Info: collegepressbox.com

Pitt Football Twitter/Instagram: @Pitt_FB

Pitt YouTube Page: YouTube.com/pittlivewire

PITT ATHLETIC COMMUNICATIONS ADDRESS

University of Pittsburgh
Athletic Communications
Petersen Events Center
3719 Terrace Street
Pittsburgh, PA 15261

PITT PRACTICE FACILITY ADDRESS

Pitt Football Office
UPMC Rooney Sports Complex
3450 South Water Street
Pittsburgh PA 15203

ACC COMMUNICATIONS CONTACTS

Amy Yakola, Executive Associate Commissioner
(chief of external affairs)

Yakola e-mail: ayakola@theacc.org

Kevin Best, Senior Associate Commissioner
(football communications)

Best e-mail: kbest@theacc.org

ACC Communications Phone: (336) 854-8787

ACC FOOTBALL ON THE WEB

Official ACC Site: theacc.com

Media Info: collegepressbox.com

ACC Football Twitter: @ACCFootball

ACC YouTube Page: YouTube.com/ACCDigitalNetwork

WEEKLY PRESS CONFERENCE

Pat Narduzzi conducts his game week press conferences on Mondays at noon. The conferences are held at the UPMC Rooney Sports Complex and streamed live on Pitt's football Twitter account (@Pitt_FB). Video will be available later that day at YouTube.com/pittlivewire. A press conference transcript will be posted on PittsburghPanthers.com.

PITT PRACTICE COVERAGE

On designated days, the initial 30 minutes of Pitt football practice are open to the media for observation. Photographers are also free to shoot practice during this time. The duration of the workout is closed. Reporters should contact the communications office in advance for practice times and proper clearance. All practices will be held at the UPMC Rooney Sports Complex.

PITT WEEKLY INTERVIEWS

All interviews must be arranged through the communications office. Select players and assistant coaches are available for post-practice media sessions on Tuesdays and Wednesdays. In addition to his Monday press conferences, Coach Narduzzi will have a media briefing on Thursdays of game weeks.

PITT MEDIA CREDENTIALS

Pitt home game credentials should be requested via sportssystems.com/pitt. Questions about credential registration should be directed to communications coordinator Celeste Welsh by email (cwelsh@athletics.pitt.edu).

COLLEGEPRESSBOX.COM

Media can use collegepressbox.com to download game notes, quotes, statistics, media guides, headshots, logos and more for each conference. Login information will be distributed to accredited media or you can apply for access at collegepressbox.com/register.

ACC MEDIA PORTAL

The ACC and XOS Digital have partnered to provide individual highlight packages from all ACC-controlled regular season football games to approved TV news affiliates for the 2019 season. Upon the conclusion of each game, highlights will be made available for local TV news affiliates to download and use in televised news programming at no cost. Outlets may access the highlights, along with any weekly head coach press conferences, through the ACC Media Portal. Interested affiliates should email licensing@xosdigital.com to register for the ACC Media Portal. Approved affiliates will receive a confirmation email along with credentials to access the ACC Media Portal.

ACC DIGITAL LICENSE

Per ACC News Access Guidelines, game footage (station shot or broadcast) may not be distributed through digital platforms without a license. The ACC and XOS Digital now offer a turnkey digital highlight license specifically designed for local TV affiliates. This license will cover the use of ACC game footage across official station websites, apps and social media platforms. Distribution of in-game highlights on any platform during the broadcast window is strictly prohibited, regardless of a digital license. Interested affiliates should email licensing@xosdigital.com to receive more information or to purchase a digital license.

ACC DIGITAL CONTENT

Agencies with interest in accessing or licensing ACC digital content beyond what is provided in the ACC News Access Guidelines should contact Chad Swofford, the Senior Director of New Media and Business Development for Raycom Sports. Swofford can be reached at cswofford@raycomsports.com.

OFFENSE

Wide Receiver

11	TAYSIR MACK (JR*, 6-2, 205)
6	Aaron Mathews (SR, 6-4, 220)

Wide Receiver

5	TRE TIPTON (SR*, 6-0, 185)
88	Dontavius Butler-Jenkins (SO*, 6-0, 215)

Wide Receiver

2	MAURICE FFRENCH (SR, 5-11, 200)
83	John Vardzel (FR*, 5-10, 185)

Tight End

10	WILL GRAGG (SR*, 6-4, 245)
86	Nakia Griffin-Stewart (SR*, 6-5, 260)
84	Grant Carrigan (SO*, 6-7, 280)

Left Tackle

77	CARTER WARREN (SO*, 6-5, 320)
59	Carson Van Lynn (SO*, 6-5, 300)

Left Guard

71	BRYCE HARGROVE (JR*, 6-4, 315)
56	Brandon Ford (JR*, 6-5, 310)

Center

67	JIMMY MORRISSEY (JR*, 6-3, 305)
60	Owen Drexel (SO*, 6-3, 300)

Right Guard

57	GABE HOUY (SO*, 6-6, 310)
53	Jake Kradel (FR*, 6-3, 300) or
55	Chase Brown (SR*, 6-5, 310)

Right Tackle

70	NOLAN ULIZIO (SR*, 6-5, 320)
74	Jerry Drake Jr. (SO*, 6-5, 310)

Quarterback

8	KENNY PICKETT (JR, 6-2, 225)
12	Nick Patti (FR*, 6-3, 215) or
3	Jeff George Jr. (SR*, 6-3, 220)

Tailback

21	A.J. DAVIS (JR, 6-0, 215) OR
23	TODD SIBLEY JR. (SO*, 5-9, 225)

DEFENSE

Defensive End

91	PATRICK JONES II (JR*, 6-5, 260)
6	John Morgan (FR*, 6-2, 255) or
25	Kaymar Mimes (FR*, 6-5, 245)

Defensive Tackle

97	JAYLEN TWYMAN (SO*, 6-2, 290)
2	David Green (FR*, 6-0, 285) or
92	Tyler Bentley (FR*, 6-2, 300)

Defensive Tackle

10	KEYSHON CAMP (JR*, 6-4, 285) OR
34	AMIR WATTS (SR, 6-3, 295)
95	Devin Danielson (FR*, 6-1, 295)

Defensive End

5	DESLIN ALEXANDRE (SO*, 6-4, 265)
87	Habakkuk Baldonado (FR*, 6-5, 250)

Money Linebacker

28	KYLAN JOHNSON (SR*, 6-2, 230)
36	Chase Pine (JR*, 6-2, 250)

Mike Linebacker

44	ELIAS REYNOLDS (JR*, 6-2, 235) OR
9	SALEEM BRIGHTWELL (SR*, 6-0, 230)

Star Linebacker

38	CAM BRIGHT (SO*, 6-0, 225) OR
24	PHIL CAMPBELL III (JR*, 6-1, 220)

Strong Safety

12	PARIS FORD (SO*, 6-0, 190)
7	Jazzee Stocker (SR*, 6-2, 190)

Free Safety

3	DAMAR HAMLIN (SR, 6-1, 195)
4	Therran Coleman (JR*, 6-0, 205)

Cornerback

11	DANE JACKSON (SR*, 6-0, 190)
31	Erick Hallett (FR*, 5-11, 190)

Cornerback

15	JASON PINNOCK (JR, 6-0, 200) OR
21	DAMARRI MATHIS (JR, 5-11, 195)

SPECIALISTS

Placekicker

97	ALEX KESSMAN (JR*, 6-3, 195)
91	Sam Scarton (FR, 6-0, 170)

Punter

98	KIRK CHRISTODOULOU (SO*, 6-1, 210)
96	Jared Campbell (FR, 6-1, 190)

Holder

98	KIRK CHRISTODOULOU (SO*, 6-1, 210)
8	Kenny Pickett (JR, 6-2, 225)

Long Snapper

94	CAL ADOMITIS (JR, 6-1, 230)
52	Jack Hansberry (FR*, 6-1, 225)

Kickoff Returner

2	MAURICE FFRENCH (SR, 5-11, 200)
11	Taysir Mack (JR*, 6-2, 205)

Punt Returner

2	MAURICE FFRENCH (SR, 5-11, 200)
11	Taysir Mack (JR*, 6-2, 205)
12	Paris Ford (SO*, 6-0, 190)

Kickoffs

97	ALEX KESSMAN (JR*, 6-3, 195)
91	Sam Scarton (FR, 6-0, 170)

2019 PITT FOOTBALL ROSTERS



PITT NUMERICAL ROSTER

No.	Name	Pos.	Yr.	Ht.	Wt.	Hometown/High School
2	Maurice Ffrench***	WR	SR	5-11	200	New Brunswick, NJ/New Brunswick
2(D)	David Green	DL	FR*	6-0	285	West Mifflin, PA/Pittsburgh Central Catholic
3	Damar Hamlin**	DB	SR	6-1	195	McKees Rocks, PA/Pittsburgh Central Catholic
3(D)	Jeff George Jr.	QB	SR*	6-3	220	Indianapolis, IN/Warren Central/Illinois
4	Therran Coleman**	DB	JR*	6-0	205	Pittsburgh, PA/Brashear
4(D)	Daniel Carter	RB	FR	5-10	220	Margate, FL/St. Thomas Aquinas
5	Deslin Alexandre*	DL	SO*	6-4	265	Pompano Beach, FL/Deerfield Beach
5(D)	Tre Tipton***	WR	SR*	6-0	185	Apollo, PA/Apollo-Ridge
6	Aaron Mathews***	WR	SR	6-4	220	Clairton, PA/Clairton
6(D)	John Morgan	DL	FR*	6-2	255	Upper Marlboro, MD/DeMatha Catholic
7	Jazzee Stocker***	DB	SR*	6-2	190	Coatesville, PA/Coatesville Area
7(D)	Mychale Salahuddin	RB	FR*	5-11	210	Washington D.C./H.D. Woodson
8	Kenny Pickett**	QB	JR	6-2	225	Oakhurst, NJ/Ocean Township
8(D)	Calijah Kancey	DL	FR	6-0	270	Miami, FL/Miami Northwestern
9	Saleem Brightwell***	LB	SR*	6-0	230	Paterson, NJ/Paramus Catholic
9(D)	Michael Smith*	WR	SO*	6-1	215	Vero Beach, FL/Vero Beach Senior
10	Keyshon Camp**	DL	JR*	6-4	285	Lakeland, FL/Lake Gibson
10(D)	Will Gragg*	TE	SR*	6-4	245	Dumas, AR/Dumas/Arkansas
11	Dane Jackson***	DB	SR*	6-0	190	Coraopolis, PA/Cornell (Quaker Valley)
11(D)	Taysir Mack*	WR	JR*	6-2	205	Brooklyn, NY/Grand Street Campus/Indiana
12	Paris Ford*	DB	SO*	6-0	190	Pittsburgh, PA/Steel Valley
12(D)	Nick Patti	QB	FR*	6-3	215	Hillsdale, NJ/St. Joseph Regional
14	Marquis Williams	DB	FR*	5-8	170	Pompano Beach, FL/Cardinal Gibbons
14(D)	Will Gipson	WR	FR	6-2	175	Aliquippa, PA/Aliquippa
15	Jason Pinnock**	DB	JR	6-0	200	Windsor, CT/Windsor
16	Nate Temple	DL	FR	6-4	225	Abbeville, SC/Abbeville
16(D)	Jake Cortes	TE	FR*	6-5	250	McMurray, PA/Peters Township
17	Rashad Weaver**	DL	JR*	6-5	270	Fort Lauderdale, FL/Cooper City
17(D)	Davis Beville	QB	FR	6-5	210	Greenville, SC/Greenville
18	Shocky Jacques-Louis*	WR	SO	6-0	185	Fort Myers, FL/Dunbar
18(D)	Eli Kosanovich	QB	FR	6-2	195	Aliquippa, PA/Aliquippa
19	V'Lique Carter*	WR	SO	5-9	185	West Palm Beach, FL/Oxbridge Academy
20	Wendell Davis	LB	FR*	6-2	240	Richmond, VA/Benedictine College Prep
20(D)	Paris Brown	DB	FR	5-10	190	Powder Springs, GA/McEachern
21	A.J. Davis**	RB	JR	6-0	215	Lakeland, FL/Lakeland
21(D)	Damarri Mathis**	DB	JR	5-11	195	Lakeland, FL/Lakeland
22	Vincent Davis	RB	FR	5-8	170	Fort Lauderdale, FL/Cardinal Gibbons
22(D)	Brandon Hill	DB	FR	5-10	205	Apopka, FL/Wekiva
23	Todd Sibley Jr.*	RB	SO*	5-9	225	Akron, OH/Archbishop Hoban
23(D)	Leslie Smith	LB	FR	5-11	195	Miami, FL/Miami Northwestern
24	Phil Campbell III**	LB	JR*	6-1	220	Kendall Park, NJ/South Brunswick
25	Kaymar Mimes	DL	FR*	6-5	245	Long Branch, NJ/Long Branch
25(D)	A.J. Woods	DB	FR	5-10	175	Germantown, MD/Northwest
26	Judson Tallandier	DB	FR*	6-0	185	Largo, MD/DeMatha Catholic
27	Bricen Garner**	DB	JR*	6-1	190	Pittsburgh, PA/Pittsburgh Central Catholic
27(D)	Gavin Thomson	WR	FR	6-0	175	Pittsburgh, PA/Pittsburgh Central Catholic
28	Kylan Johnson	LB	SR*	6-2	230	Dallas, TX/Skyline/Florida
28(D)	Kyi Wright	TE	FR	6-2	240	Farrell, PA/Farrell
29	Joshua Junko	WR	FR	6-0	190	Akron, OH/Cuyahoga Valley Christian Acad.
30	Brandon George	LB	FR	6-2	235	Bernville, PA/Berks Catholic
31	Erick Hallett	DB	FR*	5-11	190	Cypress, TX/Cy-Fair
32	SirVocea Dennis	LB	FR	6-1	220	Syracuse, NY/Christian Brothers Academy/ Peddie School (NJ)
34	Amir Watts***	DL	SR	6-3	295	Chicago, IL/Wendell Phillips Academy
34(D)	Jacob Hunsinger	WR	FR	6-2	185	Hazleton, PA/Hazleton
35	Isaiah Stewart	WR	FR	6-2	185	Union, NJ/Union
36	Chase Pine**	LB	JR*	6-2	250	Williamsburg, VA/Lafayette
37	Brassir Stocker	DB	FR	6-0	185	Coatesville, PA/Downingtown East
38	Cam Bright*	LB	SO*	6-0	225	Cleveland, OH/Park Crossing (AL)
39	John Petrishen	DB	SR*	6-1	210	Lower Burrell, PA/Pittsburgh Central Catholic

PITT ALPHABETICAL ROSTER

No.	Name	Pos.
94	Cal Adomitis**	LS
5	Deslin Alexandre*	DL
87	Habakkuk Baldonado	DL
92	Tyler Bentley	DL
17(D)	Davis Beville	QB
85	Garrett Bickhart	WR
40	Grey Brancifort	FB/LS
38	Cam Bright*	LB
9	Saleem Brightwell***	LB
57(D)	Bam Brima	DL
55	Chase Brown	OL
20(D)	Paris Brown	DB
61	Brian Burgess	OL
88	Dontavius Butler-Jenkins*	WR
10	Keyshon Camp**	DL
96(D)	Jared Campbell	P
24	Phil Campbell III**	LB
84	Grant Carrigan*	TE
4(D)	Daniel Carter	RB
19	V'Lique Carter*	WR
98	Kirk Christodoulou*	P
4	Therran Coleman**	DB
44(D)	Jason Collier	TE
16(D)	Jake Cortes	TE
95	Devin Danielson	DL
21	A.J. Davis**	RB
22	Vincent Davis	RB
20	Wendell Davis	LB
32	SirVocea Dennis	LB
72	Liam Dick	OL
74	Jerry Drake Jr.*	OL
60	Owen Drexel	OL
2	Maurice Ffrench***	WR
56	Brandon Ford*	OL
12	Paris Ford*	DB
27	Bricen Garner**	DB
30	Brandon George	LB
3(D)	Jeff George Jr.	QB
14(D)	Will Gipson	WR
76	Matt Goncalves	OL
10(D)	Will Gragg*	TE
2(D)	David Green	DL
86	Nakia Griffin-Stewart	TE
31	Erick Hallett	DB
3	Damar Hamlin**	DB
52	Jack Hansberry	LB/LS
71	Bryce Hargrove*	OL
48	Jackson Henry	LB
22(D)	Brandon Hill	DB
57	Gabe Houy*	OL
34(D)	Jacob Hunsinger	WR
93	Brandon Hurst	LS
11	Dane Jackson***	DB
18	Shocky Jacques-Louis*	WR
28	Kylan Johnson	LB
91	Patrick Jones II**	DL
90	Deandre Jules	DL
29	Joshua Junko	WR
8(D)	Calijah Kancey	DL

2019 PITT FOOTBALL ROSTERS



NUMERICAL ROSTER CONTINUED

No.	Name	Pos.	Yr.	Ht.	Wt.	Hometown/High School
39(D)	Kyle Vreen	RB	JR*	5-10	190	Aliquippa, PA/Central Valley
40	Grey Brancifort	FB/LS	FR*	6-1	240	Pickerington, OH/Pickerington Central
41	Jake Zilinskas	LB	JR*	6-2	230	Indiana, PA/Indiana/John Carroll
43	Elias Myers	FB	FR	6-3	215	Sunbury, OH/Big Walnut
44	Elias Reynolds**	LB	JR*	6-2	235	Brooklyn, NY/Poly Prep Country Day School
44(D)	Jason Collier	TE	FR	6-5	285	West Deptford, NJ/West Deptford
45	Noah Palmer	DL	FR*	6-3	265	Jefferson Hills, PA/Thomas Jefferson
46	Michael Vardzel	WR	JR*	5-11	190	Charleston, SC/Wando
47	Kyle Nunn*	LB	SO*	6-3	230	Findlay, OH/Findlay
48	Jackson Henry	LB	FR*	6-2	240	Perkasie, PA/Pennridge
52	Jack Hansberry	LB/LS	FR*	6-1	225	Pittsburgh, PA/Upper St. Clair
52(D)	Kenny Rainey III	OL	SO*	6-3	325	Aliquippa, PA/Aliquippa
53	Jake Kradel	OL	FR*	6-3	300	Butler, PA/Butler Senior
54	Rashad Wheeler**	OL	JR*	6-3	280	Pittsburgh, PA/ Pittsburgh Central Catholic
55	Chase Brown	OL	SR*	6-5	310	Ashburn, VA/Briar Woods/Lackawanna (PA)
56	Brandon Ford*	OL	JR*	6-5	310	Pittsburgh, PA/Upper St. Clair
57	Gabe Houy*	OL	SO*	6-6	310	Pittsburgh, PA/Upper St. Clair
57(D)	Bam Brima	DL	FR	6-5	235	Worcester, MA/Loyalsock Township (PA)
58	Bryce Nelms	DL	FR	6-5	260	West Orange, NJ/West Orange
59	Carson Van Lynn*	OL	SO*	6-5	300	Worthington, OH/Worthington Kilbourne
60	Owen Drexel	OL	SO*	6-3	300	Montclair, NJ/Montclair
61	Brian Burgess	OL	SO*	6-2	305	Charleroi, PA/Charleroi
66	Shane Murphy	OL	FR	6-4	270	Reading, PA/Berks Catholic
67	Jimmy Morrissey**	OL	JR*	6-3	305	Huntingdon Valley, PA/La Salle College H.S.
68	Blake Zubovic	OL	FR*	6-4	315	Belle Vernon, PA/Belle Vernon Area
70	Nolan Ulizio	OL	SR*	6-5	320	West Chester, OH/Lakota West/Michigan
71	Bryce Hargrove*	OL	JR*	6-4	315	Akron, OH/Coventry
72	Liam Dick	OL	FR	6-7	300	Milton, Ontario/Clarkson
74	Jerry Drake Jr.*	OL	SO*	6-5	310	Palm Beach Gardens, FL/Palm Beach Gardens
76	Matt Goncalves	OL	FR	6-6	305	Manorville, NY/Eastport-South Manor
77	Carter Warren	OL	SO*	6-5	320	Paterson, NJ/Passaic Tech
80	Cameron O'Neil	WR	FR*	6-1	205	Phenix City, AL/Glenwood School
81	Jim Medure**	TE	SR*	6-2	235	New Castle, PA/Neshannock
82	Jared Wayne	WR	FR	6-3	190	Peterborough, Ontario/ Clearwater Academy International (FL)
83	John Vardzel	WR	FR*	5-10	185	Charleston, SC/North Allegheny (PA)
84	Grant Carrigan*	TE	SO*	6-7	280	Las Vegas, NV/Pine-Richland (PA)
85	Garrett Bickhart	WR	SO*	6-5	215	Liberty, PA/North Penn-Mansfield
86	Nakia Griffin-Stewart	TE	SR*	6-5	260	Tenaflly, NJ/Tenaflly/Rutgers
87	Habakkuk Baldonado	DL	FR*	6-5	250	Rome, Italy/ Clearwater Academy International (FL)
88	Dontavius Butler-Jenkins*	WR	SO*	6-0	215	Hollywood, FL/American Heritage School
90	Deandre Jules	DL	FR	6-2	260	Germantown, MD/Northwest
91	Patrick Jones II**	DL	JR*	6-5	260	Chesapeake, VA/Grassfield
91(D)	Sam Scarton	PK	FR	6-0	170	Hermitage, PA/Hickory
92	Tyler Bentley	DL	FR*	6-2	300	West Chester, OH/Lakota West
93	Brandon Hurst	LS	FR	6-3	195	Aldie, VA/John Champe
94	Cal Adomitis**	LS	JR	6-1	230	Pittsburgh, PA/Pittsburgh Central Catholic
95	Devin Danielson	DL	FR*	6-1	295	Pittsburgh, PA/Thomas Jefferson
96	Chris Maloney	DL	FR*	6-2	250	Fort Washington, PA/La Salle College H.S.
96(D)	Jared Campbell	P	FR	6-1	190	Rochester, NY/McQuaid Jesuit
97	Jaylen Twyman*	DL	SO*	6-2	290	Washington D.C./H.D. Woodson
97(D)	Alex Kessman**	PK	JR*	6-3	195	Clarkston, MI/Clarkston
98	Kirk Christodoulou*	P	SO*	6-1	210	Melbourne, Australia/Balwyn

* following name denotes letters earned
 * following class denotes redshirt season
 (D) denotes duplicate number

ALPHABETICAL ROSTER CONTINUED

No.	Name	Pos.
97(D)	Alex Kessman**	PK
18(D)	Eli Kosanovich	QB
53	Jake Kradel	OL
11(D)	Taysir Mack*	WR
96	Chris Maloney	DL
6	Aaron Mathews***	WR
21(D)	Damarri Mathis**	DB
81	Jim Medure**	TE
25	Kaymar Mimes	DL
6(D)	John Morgan	DL
67	Jimmy Morrissey**	OL
66	Shane Murphy	OL
43	Elias Myers	FB
58	Bryce Nelms	DL
47	Kyle Nunn*	LB
80	Cameron O'Neil	WR
45	Noah Palmer	DL
12(D)	Nick Patti	QB
39	John Petrishen	DB
8	Kenny Pickett**	QB
36	Chase Pine**	LB
15	Jason Pinnock**	DB
52(D)	Kenny Rainey III	OL
44	Elias Reynolds**	LB
7(D)	Mychale Salahuddin	RB
91(D)	Sam Scarton	PK
23	Todd Sibley Jr.*	RB
23(D)	Leslie Smith	LB
9(D)	Michael Smith*	WR
35	Isaiah Stewart	WR
37	Brassir Stocker	DB
7	Jazzee Stocker***	DB
26	Judson Tallandier	DB
16	Nate Temple	DL
27(D)	Gavin Thomson	WR
5(D)	Tre Tipton***	WR
97	Jaylen Twyman*	DL
70	Nolan Ulizio	OL
59	Carson Van Lynn*	OL
83	John Vardzel	WR
46	Michael Vardzel	WR
39(D)	Kyle Vreen	RB
77	Carter Warren	OL
34	Amir Watts***	DL
82	Jared Wayne	WR
17	Rashad Weaver**	DL
54	Rashad Wheeler**	OL
14	Marquis Williams	DB
25(D)	A.J. Woods	DB
28(D)	Kyi Wright	TE
41	Jake Zilinskas	LB
68	Blake Zubovic	OL

* following name denotes letters earned
 (D) denotes duplicate number



PERSONAL INFORMATION

Born: April 22, 1966

Hometown: Youngstown, Ohio

Alma Mater: Rhode Island, 1990

Family: Narduzzi and his wife, Donna, have four children: Arianna, Christina, Patrick and Isabella.

COLLEGE PLAYING EXPERIENCE

Rhode Island, three-year starter at linebacker (1987-89).

Youngstown State, starter at linebacker (1985).

COACHING EXPERIENCE

Miami (Ohio), 1990-91, graduate assistant; 1992, wide receivers.

Rhode Island, 1993-97, linebackers; 1998-99, defensive coordinator.

Northern Illinois, 2000-02, linebackers.

Miami (Ohio), 2003, defensive coordinator.

Cincinnati, 2004-06, defensive coordinator.

Michigan State, 2007-14, defensive coordinator; 2013-14, assistant head coach.

Pitt, 2015-present, head coach.

BOWL GAMES COACHED

2003 GMAC Bowl

2004 Fort Worth Bowl

2007 Champs Sports Bowl

2009 Capital One Bowl

2010 Valero Alamo Bowl

2011 Capital One Bowl

2012 Outback Bowl

2012 Buffalo Wild Wings Bowl

2014 Rose Bowl

2015 Cotton Bowl

2015 Military Bowl

2016 New Era Pinstripe Bowl

2018 Hyundai Sun Bowl

- ✓ The 2019 season marks Pat Narduzzi's fifth as Pitt's head football coach. Over his initial four years (2015-18), Narduzzi led the Panthers to the third-best record in ACC play with a 20-12 mark. Only Clemson (30-2) and Miami (21-11) achieved better ACC records during that timeframe.
- ✓ In 2018, the Panthers won their first Coastal Division championship and made their inaugural appearance in the ACC Championship Game.
- ✓ Narduzzi's 28 overall wins from 2015-18 marked the most by a Pitt coach in his first four seasons in nearly four decades. (Jackie Sherrill compiled 39 victories from 1977-80.)
- ✓ Under Narduzzi, the Panthers have a burgeoning reputation as a dangerous opponent for highly ranked foes. In 2017, Pitt closed the season with a 24-14 victory over No. 2 Miami. In 2016, the Panthers defeated two teams that finished in the top 5 of the final College Football Playoff rankings. Pitt gave No. 2 Clemson—that year's eventual national champion—its only loss (43-42) and kept No. 5 Penn State out of the playoff field by defeating the Nittany Lions, 42-39.
- ✓ Over Narduzzi's initial four seasons as head coach, Pitt had 26 All-ACC Academic Football Team honorees, the second-highest total among conference schools during that span.
- ✓ The Panthers also were a recipient of the American Football Coaches Association (AFCA) 2018 Academic Achievement Award after scoring a perfect single-year 1,000 Academic Progress Rate (APR).
- ✓ Over the past four NFL Drafts (2016-19), the Panthers had 10 players selected, tied for the sixth-highest total among ACC teams.
- ✓ Each of Pitt's three 2018 draft picks—tackle Brian O'Neill (Minnesota Vikings), safety Jordan Whitehead (Tampa Bay Buccaneers) and cornerback Avonte Maddox (Philadelphia Eagles)—were rookie starters. Moreover, running back James Conner, a Pittsburgh Steelers' 2017 draft pick, was selected to the Pro Bowl after rushing for nearly 1,000 yards in his second professional season.
- ✓ In 2016, Quadree Henderson earned consensus All-America status as a return specialist after leading the country in kickoff return touchdowns (three) and combined kick return yards (1,166). Additionally, guard Dorian Johnson also was a first team All-American under Narduzzi.
- ✓ Narduzzi has coached three ACC major award winners at Pitt: running back James Conner (2016 Brian Piccolo Award), running back Qadree Ollison (2015 Offensive Rookie of the Year) and safety Jordan Whitehead (2015 Overall and Defensive Rookie of the Year).
- ✓ Narduzzi arrived at Pitt following eight highly successful years as the defensive coordinator at Michigan State under Mark Dantonio. The Spartans were the only team to rank in the nation's top 10 in total defense and rushing defense each season from 2011-14.
- ✓ Michigan State boasted the nation's top rushing defense in 2014, yielding just 88.5 yards per game. The Spartans finished third nationally with 34 turnovers gained and eighth in total defense, holding opponents to just 315.8 yards per contest.
- ✓ In 2014, the Spartans finished with a No. 5 national ranking and 11-2 record following a stirring 42-41 victory over Baylor in the AT&T Cotton Bowl. Narduzzi's defense shut out the high-scoring Bears in the fourth quarter, opening the door for 21 unanswered points by Michigan State.
- ✓ In 2013, Michigan State finished No. 3 in the country following a Big Ten title and 24-20 victory over No. 5 Stanford in the Rose Bowl. Narduzzi was named the 2013 recipient of the prestigious Broyles Award, annually presented to the country's top assistant coach.
- ✓ Narduzzi's decorated defensive players at Michigan State included first team All-Americans in cornerback Darqueze Dennard, safety Kurtis Drummond, linebacker Greg Jones and defensive tackle Jerel Worthy. Dennard was a unanimous All-American in 2013, becoming the first Michigan State cornerback to earn that distinction. He also was the school's first winner of the Jim Thorpe Award, given to college football's top defensive back.
- ✓ Narduzzi was a starting linebacker under his father, the late Bill Narduzzi, as a freshman at Youngstown State University in 1985 before transferring to Rhode Island, where he became a three-year starter for the Rams from 1987-89.
- ✓ Bill Narduzzi was head coach at YSU from 1975-85. He led the Penguins to two NCAA Division II playoff appearances, including the national championship game in 1979, and twice was named the Ohio Valley Conference Coach of the Year. One of Bill's first coaching posts was as a freshman line coach at Pitt in 1962.

SERIES NOTES

This is the 12th meeting between Pitt and Virginia in a series that dates back to 1953...Pitt leads the overall series, 8-3, and has won the last four encounters with the Cavaliers...the Panthers claimed a 23-13 road victory over UVA last year...in the last meeting at Heinz Field, Pitt triumphed, 31-14, in 2017...Virginia's last win in the series occurred in 2014 at Scott Stadium, 24-19...the Panthers lead the ACC series, 5-1...Pitt is 5-0 against the Cavaliers in Pittsburgh and 3-2 in Charlottesville...Virginia won the lone neutral site contest, a 23-16 decision in the 2003 Continental Tire Bowl, played in the Carolina Panthers' Bank of America Stadium (Charlotte, N.C.)...that postseason contest featured all-time great Pitt wide receiver Larry Fitzgerald and UVA standouts Matt Schaub at quarterback and Heath Miller at tight end.

PITT-VIRGINIA GAME-BY-GAME

PITT LEADS SERIES, 8-3

Date	H/A	PITT	UVA
Nov. 17, 1953	A	26	0
Nov. 5, 1955	H	18	7
Dec. 27, 2003*	N	16	23
Sept. 2, 2006	H	38	13
Sept. 29, 2007	A	14	44
Sept. 28, 2013	H	14	3
Oct. 4, 2014	A	19	24
Oct. 10, 2015	H	26	19
Oct. 15, 2016	A	45	31
Oct. 28, 2017	H	31	14
Nov. 2, 2018	A	23	13

Games won by Pitt in bold

* Continental Tire Bowl (Charlotte, N.C.)

TEAM NOTES

ACC COASTAL CLASH OPENS 2019:

- ✓ Pitt will open its 2019 season with an ACC Coastal Division clash against Virginia at Heinz Field on Aug. 31.
- ✓ The Panthers have opened a campaign with a conference game only two other times: Aug. 31, 1996 against then-Big East foe West Virginia at Pitt Stadium and Sept. 2, 2013 against Florida State at Heinz Field. The game against the Seminoles served as Pitt's inaugural ACC contest.
- ✓ Pitt is 0-2 when opening a season with a conference opponent (losing 34-0 to West Virginia and 41-13 to Florida State). However, Pat Narduzzi is undefeated (4-0) against Virginia during his Pitt tenure.

DEFENDING COASTAL CHAMPS:

- ✓ Pitt enters Pat Narduzzi's fifth season as head coach coming off the program's first appearance in the ACC Championship Game.
- ✓ The Panthers used a late four-game winning streak to win the ACC's Coastal Division and finished with a 6-2 record in league play.
- ✓ Pitt met eventual national champion Clemson in the 2018 ACC title game at Bank of America Stadium in Charlotte on Dec. 1.

AMONG THE ACC'S BEST:

- ✓ Since Pat Narduzzi became Pitt's head coach in 2015, the Panthers have compiled the third-best record in league play among all ACC teams.
- ✓ Pitt is 20-12 against ACC competition over the past four seasons (2015-18), including a 6-2 mark last year.
- ✓ Only Clemson (30-2) and Miami (21-11) can claim better records in ACC play during that time.

ACC RECORDS SINCE 2015

Team	Won	Lost
Clemson	30	2
Miami	21	11
Pitt	20	12
Virginia Tech	19	13
NC State	17	15
Florida State	17	15
Louisville	16	16
North Carolina	15	17
Georgia Tech	14	18
Syracuse	12	20
Wake Forest	11	21
Virginia	11	21
Duke	11	21
Boston College	10	22

130 YEARS OF PITT FOOTBALL:

- ✓ The 2019 campaign will mark the 130th football season at the University of Pittsburgh.
- ✓ The Panthers, who played their inaugural season in 1890, have a 724-534-42 all-time record (.573).
- ✓ The program's rich legacy includes 92 first team All-Americans, 24 College Football Hall of Famers, eight Pro Football Hall of Famers and nine national titles.

YOUR 2019 PITT TEAM CAPTAINS:

- ✓ As selected by their teammates, the captains for the 2019 Panthers are senior wide receiver Maurice Ffrench, senior cornerback Dane Jackson and junior center Jimmy Morrissey.

TOUGH SLATE:

- ✓ The Panthers' 2019 schedule features 11 opponents that qualified for the postseason last year.
- ✓ Three Pitt opponents appeared in the final Associated Press Top 25 poll for 2018: No. 11 UCF, No. 15 Syracuse and No. 17 Penn State.
- ✓ In 14 games during the 2018 season, Pitt played a national-best 12 bowl-eligible teams. Three of those 2018 opponents went a combined 39-2: College Football Playoff (CFP) national champion Clemson (15-0), CFP entrant Notre Dame (12-1) and UCF (12-1), which finished No. 8 in the final CFP rankings.

2019 RANKED FOES:

- ✓ Three Pitt opponents appear in the preseason Top 25 polls: Penn State (No. 15 Associated Press/No. 14 USA Today Coaches Poll), UCF (No. 17/17) and Syracuse (No. 22/22).

OFFENSIVE NOTES

BIG SHOES TO FILL:

- ✓ Pitt must replace the first 1,000-yard rushing tandem in school history.
- ✓ Prior to 2018, Pitt never had a 1,000-yard rushing duo in the same season, but Qadree Ollison (1,213) and Darrin Hall (1,144) became the first to reach that shared achievement last year.
- ✓ Ollison and Hall helped Pitt boast the nation's No. 18 rushing attack in 2018, averaging 227.9 yards per game. Among ACC teams, the Panthers ranked third in rushing, trailing only Georgia Tech's spread-option attack (325.1 avg.) and national champion Clemson (248.2).

RUSH HOUR:

- ✓ Since Pat Narduzzi's initial season as Pitt's head coach in 2015, the Panthers have rushed for at least 200 yards on 23 occasions. Pitt is 17-6 in those contests.
- ✓ During that span, the Panthers have six games with at least 300 rushing yards and are 6-0 in those outings. Pitt is 2-0 when reaching the 400-yard rushing milestone under Narduzzi.
- ✓ Pitt flirted with the 500-yard rushing mark in two games in 2018.
- ✓ The Panthers piled up 492 yards and six touchdowns on 36 carries (13.7 avg.) in a 52-22 victory over Virginia Tech (Nov. 10). It marked the second-highest rushing total ever at Pitt, trailing only the school-record 530 yards gained at Army on Oct. 18, 1975.
- ✓ In the Panthers' 54-45 win over Duke (Oct. 27), Pitt compiled 484 yards and four touchdowns on 52 carries (9.3 avg.), the third-highest ground total in school annals.

PITT 200-YARD RUSHING GAMES UNDER PAT NARDUZZI

Date	Opponent	Att.	Yds.	Avg.	Result
9/5/15	Youngstown State	43	325	7.6	W, 45-37
10/17/15	@Georgia Tech	43	200	4.7	W, 31-28
11/14/15	@Duke	58	268	4.6	W, 31-13
11/21/15	Louisville	45	244	5.4	W, 45-34
9/10/16	Penn State	56	341	6.1	W, 42-39
9/17/16	@Oklahoma State	54	290	5.4	L, 38-45
9/24/16	@North Carolina	55	281	5.1	L, 36-37
10/1/16	Marshall	41	252	6.1	W, 43-27
10/8/16	Georgia Tech	42	215	5.1	W, 37-34
10/15/16	@Virginia	49	209	4.3	W, 45-31
11/19/16	Duke	40	224	5.6	W, 56-14
11/26/16	Syracuse	40	393	9.8	W, 76-61
9/2/17	Youngstown State	53	208	3.9	W, 28-21 (OT)
10/21/17	@Duke	57	336	5.9	W, 24-17
11/9/17	North Carolina	45	267	5.9	L, 31-34
9/1/18	Albany	37	238	6.4	W, 33-7
9/8/18	Penn State	52	245	4.7	L, 6-51
9/22/18	@North Carolina	36	228	6.3	L, 35-38
10/6/18	Syracuse	47	265	5.6	W, 44-37 (OT)
10/27/18	Duke	52	484	9.3	W, 54-45
11/2/18	@Virginia	42	254	6.0	W, 23-13
11/10/18	Virginia Tech	36	492	13.7	W, 52-22
12/31/18	vs. Stanford*	42	208	4.9	L, 13-14

* Sun Bowl

ATLANTIC COAST CONFERENCE STANDINGS

COASTAL DIVISION

Team	Conf.	Pct.	Overall	Pct.
Duke	0 - 0	.000	0 - 0	.000
Georgia Tech	0 - 0	.000	0 - 0	.000
North Carolina	0 - 0	.000	0 - 0	.000
Pitt	0 - 0	.000	0 - 0	.000
Virginia	0 - 0	.000	0 - 0	.000
Virginia Tech	0 - 0	.000	0 - 0	.000
Miami	0 - 0	.000	0 - 1	.000

ATLANTIC DIVISION

Team	Conf.	Pct.	Overall	Pct.
Boston College	0 - 0	.000	0 - 0	.000
Clemson	0 - 0	.000	0 - 0	.000
Florida State	0 - 0	.000	0 - 0	.000
Louisville	0 - 0	.000	0 - 0	.000
NC State	0 - 0	.000	0 - 0	.000
Syracuse	0 - 0	.000	0 - 0	.000
Wake Forest	0 - 0	.000	0 - 0	.000

BLUE AND GOLD RALLY CAPS

Since the 2002 season, Pitt has won 33 games with second-half comebacks. Eight of those rallies occurred under Pat Narduzzi (since 2015).

PITT SECOND-HALF COMEBACKS (SINCE 2002)

Date	Opponent	Deficit (Qtr.)	Result
9/14/02	@UAB	20-17 (3rd)	W, 26-20
10/26/02	Boston College	16-13 (4th)	W, 19-16 (OT)
11/2/02	@Virginia Tech	21-7 (3rd)	W, 28-21
11/9/02	Temple	19-14 (3rd)	W, 29-22
9/27/03	@Texas A&M	13-9 (3rd)	W, 37-26
11/1/03	@Boston College	13-10 (4th)	W, 24-13
11/8/03	Virginia Tech	28-24 (4th)	W, 31-28
9/25/04	Furman	31-14 (3rd)/38-24 (4th)	W, 41-38 (OT)
10/9/04	@Temple	16-6 (4th)	W, 27-22
11/13/04	@Notre Dame	35-31 (4th)	W, 41-38
11/25/04	West Virginia	10-6 (3rd)/13-9 (4th)	W, 16-13
10/20/07	Cincinnati	17-10 (3rd)	W, 24-17
12/1/07	@West Virginia	7-3 (3rd)	W, 13-9
9/20/08	Iowa	17-14 (4th)	W, 21-20
9/27/08	@Syracuse	24-13 (3rd)	W, 34-24
10/2/08	@USF	21-20 (4th)	W, 26-21
11/1/08	@Notre Dame	17-3 (3rd)/24-17 (4th)	W, 36-33 (4OT)
11/28/08	West Virginia	12-7 (3rd)/15-7 (4th)	W, 19-15
10/2/09	@Louisville	10-7 (3rd)	W, 35-10
10/10/09	Connecticut	21-6 (3rd)	W, 24-21
12/26/09	North Carolina*	17-16 (4th)	W, 19-17
11/9/13	Notre Dame	21-14 (3rd)	W, 28-21
11/23/13	@Syracuse	16-10 (3rd)	W, 17-16
12/26/13	Bowling Green#	20-17 (3rd)	W, 30-27
9/13/14	@FIU	16-14 (3rd)	W, 42-25
10/24/15	@Syracuse	17-13 (4th)	W, 23-20
10/8/16	Georgia Tech	34-27 (4th)	W, 37-34
11/12/16	@Clemson	42-34 (4th)	W, 43-42
10/21/17	@Duke	17-7 (3rd)/17-14 (4th)	W, 24-17
10/6/18	Syracuse	31-27 (3rd)/34-27 (4th)	W, 44-37 (OT)
10/27/18	Duke	28-17 (3rd)/42-35 (4th)	W, 54-45
11/2/18	@Virginia	10-7 (3rd)	W, 23-13
11/17/18	@Wake Forest	10-6 (3rd)	W, 34-13

Entries in **bold** denote Pat Narduzzi-coached teams.

* Meineke Car Care Bowl

Little Caesars Pizza Bowl

PITT GAME NOTES AND ANECDOTES



CENTURY RUSHING GAMES:

- ✓ Under Pat Narduzzi, Pitt has produced 24 100-yard rushing performances.
- ✓ The only current Panther with a 100-yard game to his credit is sophomore V'Lique Carter (137 vs. Duke in 2018).
- ✓ The Panthers are 14-7 under Narduzzi when they have at least one 100-yard rusher in a game.

100-YARD RUSHERS UNDER PAT NARDUZZI

Date	Player	Opponent	Att.-Yds.-TD
9/5/15	Qadree Ollison	Youngstown State	16-207-1
10/3/15	Qadree Ollison	@Virginia Tech	19-122-1
10/24/15	Qadree Ollison	@Syracuse	23-103-2
11/14/15	Qadree Ollison	@Duke	26-111-1
11/21/15	Qadree Ollison	Louisville	28-152-1
11/27/15	Darrin Hall	Miami	12-103-1
9/10/16	James Conner	Penn State	22-117-1
9/17/16	James Conner	@Oklahoma State	24-111-1
9/24/16	Quadree Henderson	@North Carolina	9-107-0
10/27/16	James Conner	Virginia Tech	19-141-3
11/12/16	James Conner	@Clemson	20-132-1
11/19/16	James Conner	Duke	14-101-2
11/26/16	James Conner	Syracuse	19-115-2
11/26/16	Quadree Henderson	Syracuse	5-103-1
10/21/17	Darrin Hall	@Duke	24-254-3
10/28/17	Darrin Hall	Virginia	25-111-1
11/9/17	Darrin Hall	North Carolina	23-121-4
9/8/18	Qadree Ollison	Penn State	21-119-1
10/6/18	Qadree Ollison	Syracuse	24-192-1
10/6/18	Darrin Hall	Syracuse	17-107-2
10/27/18	Qadree Ollison	Duke	18-149-1
10/27/18	V'Lique Carter	Duke	7-137-2
11/2/18	Darrin Hall	@Virginia	19-229-3
12/31/18	Darrin Hall	vs. Stanford*	16-123-1

Names in **bold** denote current players.

* Sun Bowl

RUSHING FOR A GRAND:

- ✓ Since taking over as Pitt's head coach for the 2015 season, Pat Narduzzi has had four 1,000-yard rushing efforts under his watch.
- ✓ Three players are responsible for the four 1,000-yard seasons: Qadree Ollison (2015 and 2018), James Conner (2016) and Darrin Hall (2018).
- ✓ Ollison and Hall became the first Pitt tandem to rush for 1,000 yards in the same season (2018).

PITT 1,000-YARD RUSHERS UNDER PAT NARDUZZI

Year	Name	Att.	Yards	Avg.	TD
2015	Qadree Ollison	212	1,121	5.3	11
2016	James Conner	216	1092	5.1	16
2018	Qadree Ollison	194	1,213	6.3	11
2018	Darrin Hall	153	1,144	7.5	10

THE LAST TIME: PITT 23 #23/22 VIRGINIA 13

Nov. 2, 2018 • Scott Stadium • 36,256

Pitt leapfrogged Virginia and claimed the ACC Coastal Division lead thanks to a 23-13 victory on a soggy Friday night in Charlottesville... the Panthers (5-4, 4-1) dominated the line of scrimmage, especially in the second half, to knock off the nationally ranked Cavaliers, who entered the game on a three-game winning streak...Darrin Hall keyed Pitt's rushing attack and finished with 229 yards and three touchdowns on just 19 carries...Hall, honored as the Walter Camp National Offensive Player of the Week for his effort, averaged 12.1 yards per carry and scored on runs of 41, 2 and 75 yards...Hall's third TD gave the Panthers a 20-13 advantage in the fourth quarter... kicker Alex Kessman added Pitt's final points with a clutch 53-yard field goal with just 4:25 left...Dewayne Hendrix led Pitt's aggressive pass rush, tallying a career-high 2.5 sacks...the Panthers tied their season high with five total sacks of mobile Virginia QB Bryce Perkins...Pitt outgained Virginia by a 254-44 margin on the ground...the Panthers defeated the Cavs (6-3, 4-2) for the fourth consecutive season...it was Pitt's first road victory over a ranked opponent since its upset of No. 3/2 Clemson in 2016.

PITT	7	0	7	9	23
VIRGINIA	7	3	0	3	13

First Quarter

PITT — Hall 41-yard run (Kessman kick) 6:09

UVA — Jana 42-yard pass from Perkins (Delaney kick) 5:54

Second Quarter

UVA — Delaney 29-yard field goal 0:02

Third Quarter

PITT — Hall 2-yard run (Kessman kick) 0:21

Fourth Quarter

UVA — Delaney 42-yard field goal 9:51

PITT — Hall 75-yard run (Scarton rush fumbled) 9:40

PITT — Kessman 53-yard field goal 4:25

Team Stats	PITT	UVA
First Downs	16	13
Rushes-Yards	42-254	26-44
Comp-Att-Int	7-14-0	17-24-0
Passing Yards	61	205
Total Yards	315	249
Punt Returns-Yards	0-0	3-19
Kick Returns-Yards	2-40	3-73
Interceptions-Yards	0-0	0-0
Fumbles-Lost	1-0	3-1
Punts-Average	4-46.8	4-44.8
Penalties-Yards	7-72	10-80
Third Down Conv.	4-12	5-12
Fourth Down Conv.	2-2	0-2
Sacks By-Yards	5-46	4-19
Possession Time	33:24	26:36

Rushing

PITT — Hall 19-229, 3 TD; Ollison 7-24; Carter 2-5; Pickett 10-4; French 1(-2); Team 3-(-6).

UVA — Ellis 10-46; Zacccheaus 1-5; Perkins 15-(-7).

Passing

PITT — Pickett 7-14-0, 61 yards.

UVA — Perkins 17-24-0, 205 yards, 1 TD.

Receiving

PITT — Mathews 1-31; Mack 1-11; Jacques-Louis 1-6; Aston 1-5; Hall 1-4; Gragg 1-3; Carter 1-1.

UVA — Dubois 4-34; Zacccheaus 4-31; Jana 3-71, 1 TD; Kelly 2-17; Cowley 1-40; Reed 1-9; Butts 1-3; Sharp 1-0.

HIGHLY OFFENSIVE:

- ✓ Pat Narduzzi's tenure has witnessed three of the top five most prolific offensive yardage performances in school history.
- ✓ In Pitt's 52-22 demolition of Virginia Tech last year (Nov. 10, 2018), the Panthers piled up a school-record 654 yards in total offense, eclipsing the prior mark of 648 set against Eastern Michigan in 1995.
- ✓ The Panthers actually had two games in 2018 with more than 600 yards in offense (634 vs. Duke, Oct. 27).
- ✓ Pitt has eclipsed 600 yards only eight times in program history.

ALL-TIME PITT TOP TOTAL OFFENSE GAMES

No.	Date	Opponent	Rush	Pass	Total	Result
1.	11/10/18	Virginia Tech	492	162	654	W, 52-22
2.	9/9/95	Eastern Michigan	315	333	648	W, 66-30
3.	10/25/97	@Rutgers	175	470	645	W, 55-48 (20T)
4.	11/26/16	Syracuse	393	251	644	W, 76-61
5.	10/27/18	Duke	484	150	634	W, 54-45
6.	9/22/12	Gardner-Webb	229	397	626	W, 55-10
7.	10/15/88	Temple	279	336	615	W, 42-7
8.	10/18/75	@Army	530	80	610	W, 52-20

Entries in **bold** denote Pat Narduzzi-coached teams.

CENTURY RECEIVING GAMES:

- ✓ During Pat Narduzzi's tenure, Pitt has produced 10 100-yard receiving performances.
- ✓ Junior wide receiver Taysir Mack is the only current player with a 100-yard receiving game to his credit (105 at Wake Forest in 2018).
- ✓ The Panthers are 5-5 under Narduzzi when they have a 100-yard receiver in a game.

100-YARD RECEIVERS UNDER PAT NARDUZZI

Date	Player	Opponent	Rec.-Yds.-TD
9/12/15	Tyler Boyd	@Iowa	10-131-1
11/21/15	Tyler Boyd	Louisville	10-103-1
10/1/16	Jester Weah	Marshall	7-176-1
11/5/16	Jester Weah	@Miami	3-115-1
11/12/16	Scott Orndoff	@Clemson	9-128-2
9/30/17	Jester Weah	Rice	5-137-1
10/7/17	Rafael Araujo-Lopes	@Syracuse	7-100-0
10/14/17	Jester Weah	NC State	7-106-1
11/18/17	Jester Weah	@Virginia Tech	4-104-0
11/17/18	Taysir Mack	@Wake Forest	3-105-1

Names in **bold** denote current players.

SECOND-YEAR STARTER:

- ✓ Junior Kenny Pickett enters his second year as Pitt's starting quarterback.
- ✓ As a sophomore in 2018, Pickett started all 14 games and completed 180-of-310 passes (58%) for 1,969 yards with 12 touchdowns and just six interceptions. He was also Pitt's third-leading rusher with 220 yards and three touchdowns.
- ✓ Pickett has made 15 starts overall, including a memorable debut in a 24-14 upset of No. 2 Miami in the 2017 finale.

THE LAST TIME AT HEINZ: PITT 31 VIRGINIA 14

Oct. 28, 2017 • Heinz Field • 30,889

Pitt earned its second consecutive ACC victory by defeating Virginia, 31-14, on a rainy afternoon at Heinz Field...the Panthers (4-5, 2-3) seized control in the first half, building a 21-0 lead by the second quarter...it was Pitt's third consecutive win over the Cavaliers, who fell to 0-5 all-time in Pittsburgh...Darrin Hall topped 100 yards rushing for the second week in a row, tallying 111 yards on a career-high 25 carries...Hall opened the scoring with a 14-yard TD run following a Saleem Brightwell interception...Jester Weah then broke away for a 19-yard touchdown reception and Quadree Henderson had a spectacular 75-yard punt return score as Pitt built an insurmountable lead...Pitt's defense effectively utilized a bend-but-don't-break approach in limiting the visitors to just 14 points...the Panthers stopped the Cavaliers (5-3, 2-2) on fourth down on four occasions—all in Pitt territory...after Qadree Ollison scored a 25-yard TD run in the third quarter and Alex Kessman added a 30-yard field goal, Pitt's defense sealed the win with two late fourth-down stops in goal-to-go situations for UVA...Pitt improved to 7-3 all-time and 4-1 in ACC play against Virginia.

VIRGINIA	0	7	0	7	14
PITT	7	14	7	3	31

First Quarter

PITT — Hall 14-yard run (Kessman kick) 8:25

Second Quarter

PITT — Weah 19-yard pass from DiNucci (Kessman kick) 14:00

PITT — Henderson 75-yard punt return (Kessman kick) 6:14

UVA — Dubois 19-yard pass from Benkert (Mejia kick) 1:13

Third Quarter

PITT — Ollison 25-yard run (Kessman kick) 7:15

Fourth Quarter

UVA — Burney 2-yard pass from Benkert (Mejia kick) 14:54

PITT — Kessman 30-yard field goal 11:09

Team Stats	UVA	PITT
First Downs	20	19
Rushes-Yards	31-102	40-176
Comp-Att-Int	22-42-1	10-18-1
Passing Yards	212	134
Total Yards	314	310
Punt Returns-Yards	3-18	2-75
Kick Returns-Yards	4-130	1-3
Interceptions-Yards	1-1	1-16
Fumbles-Lost	0-0	1-0
Punts-Average	4-45.5	4-35.0
Penalties-Yards	3-45	6-65
Third Down Conv.	6-17	5-12
Fourth Down Conv.	1-5	0-0
Sacks By-Yards	1-10	3-22
Possession Time	30:36	29:24

Rushing

UVA — Ellis 15-58; Reed 4-14; Hamm 2-13; Sharp 1-8; Zaccheaus 2-7; Benkert 7-2.

PITT — Hall 25-111, 1 TD; Ollison 6-47, 1 TD; Henderson 1-25; Ffrench 1-(-1); Davis 1-(-1); DiNucci 5-(-2); Team 1-(-3).

Passing

UVA — Benkert 22-42-1, 212 yards, 2 TD.

PITT — DiNucci 10-18-1, 134 yards, 1 TD.

Receiving

UVA — Zaccheaus 8-80; Butts 4-31; Dowling 2-46; Dubois 2-26, 1 TD; Levrone 2-21; Reed 1-4; Burney 1-2, 1 TD; Hamm 1-2; Ellis 1-0.

PITT — Weah 2-31, 1 TD; Flanagan 2-22; Henderson 2-14; Ffrench 1-32; Araujo-Lopes 1-18; Ollison 1-16; Clark 1-1.

KENNY'S CAREER DAY:

- ✓ Kenny Pickett enjoyed the most prolific game of his collegiate career last year at Wake Forest (Nov. 17), leading Pitt to a 34-13 victory and clinching the Panthers' first ACC Championship Game appearance.
- ✓ Pickett completed 23-of-30 passes (77%) for 316 yards and three touchdowns against the Demon Deacons. His yardage, completions and TDs were all personal bests.
- ✓ Pickett's 316 passing yards marked the second-highest single-game total by a Pitt quarterback under Pat Narduzzi (and the highest against an ACC opponent).
- ✓ Pitt is 3-0 under Narduzzi when it has a 300-yard passer.

300-YARD PASSING PERFORMANCES UNDER PAT NARDUZZI

No.	Date	Name	Opponent	C-A-I	Yards	TD
1.	9/30/17	Max Browne	Rice	28-32-0	410	4
2.	11/17/18	Kenny Pickett	@Wake Forest	23-30-0	316	3
3.	11/12/16	Nathan Peterman	@Clemson	22-37-0	308	5

DEFENSIVE NOTES

WEAVER OUT FOR YEAR:

- ✓ Junior defensive end Rashad Weaver will miss the 2019 season due to a torn anterior cruciate ligament, Coach Pat Narduzzi announced on Aug. 9.
- ✓ Considered one of the top returning defensive linemen in the Atlantic Coast Conference, Weaver was named preseason All-ACC by no fewer than three different publications.
- ✓ As a sophomore in 2018, he led Pitt in sacks (6.5), tackles for loss (14) and fumble recoveries (three).

PANTHER IMPROVEMENT:

- ✓ Pitt's defense displayed marked improvement throughout the 2018 season, evidenced by a number of impressive performances over the second half of the year.
- ✓ Over Pitt's final six games—all against opponents that advanced to bowls—the Panthers allowed just 323.0 yards per game.
- ✓ The Panthers capped the campaign by limiting Stanford to a season-low 208 yards in the Sun Bowl.
- ✓ In 2018, Pitt held six teams—Syracuse, Notre Dame, Virginia, Wake Forest, Clemson and Stanford—to one of their three worst offensive outputs of the season.

PITT DEFENSE: FINAL SIX GAMES OF 2018

Date	Opponent	Rush	Pass	Total	W/L
11/2/18	@Virginia	44	205	249	W, 23-13
11/10/18	Virginia Tech	192	240	432	W, 52-22
11/17/18	@Wake Forest	79	206	285	W, 34-13
11/24/18	@Miami	293	52	345	L, 3-24
12/1/18	vs. Clemson*	301	118	419	L, 10-42
12/31/18	vs. Stanford**	103	105	208	L, 13-14

* ACC Championship

** Sun Bowl

CAP AND GOWN: THE GRADUATES

Nine players on this year's Pitt football team have already earned their bachelor's degrees.

2019 PITT PLAYERS WITH UNDERGRADUATE DEGREES

Player	Pos.	Degree
Saleem Brightwell	LB	Media and Professional Communications
Jeff George Jr.*	QB	Business
Will Gragg**	TE	Sport Management
Nakia Griffin-Stewart***	TE	Criminal Justice
Kylan Johnson****	LB	Telecommunication
Jim Medure	TE	Biological Sciences
John Petrishen#	DB	Communications Arts & Sciences
Tre Tipton	WR	Communication
Nolan Ulizio%	OL	History

* George earned degree from Illinois

** Gragg earned degree from Arkansas

*** Griffin-Stewart earned degree from Rutgers

**** Johnson earned degree from Florida

Petrishen earned degree from Penn State

% Ulizio earned degree from Michigan

TOP TOTAL "D" PERFORMANCES:

- ✓ During Pat Narduzzi's tenure as Pitt head coach, the Panthers have held an opponent under 300 yards in total offense nine times.
- ✓ Pitt held three opponents under 300 yards in 2018 (ACC foes Virginia and Wake Forest, as well as Stanford in the Sun Bowl).
- ✓ The Panthers are 8-1 under Narduzzi when holding an opponent under 300 yards.
- ✓ The lone loss was against Stanford (14-13) in the 2018 Sun Bowl.

PITT TOP TOTAL DEFENSE GAMES UNDER PAT NARDUZZI

No.	Date	Opponent	Yards (Rush/Pass)	Result
1.	10/3/15	@Virginia Tech	100 (9/91)	W, 17-13
2.	9/12/15	@Akron	105 (42/63)	W, 24-7
3.	9/3/16	Villanova	172 (53/119)	W, 28-7
4.	12/31/18	vs. Stanford*	208 (103/105)	L, 13-14
5.	11/24/17	Miami	232 (45/187)	W, 24-14
6.	11/2/18	@Virginia	249 (44/205)	W, 23-13
7.	11/19/16	Duke	268 (25/243)	W, 56-14
8.	9/30/17	Rice	277 (55/222)	W, 42-10
9.	11/17/18	@Wake Forest	285 (79/206)	W, 34-13
10.	9/9/17	@Penn State	312 (148/164)	L, 14-33

* Sun Bowl

PITT GAME NOTES AND ANECDOTES



GROUND DEFENSE:

- ✓ Under Pat Narduzzi, Pitt has held a total of 16 opponents under the 100-yard rushing mark.
- ✓ The Panthers are 13-3 overall in such games, including an 8-2 mark against ACC foes.

LOWEST PITT OPPONENT RUSHING TOTALS 2015-PRESENT

No.	Date	Opponent	Att.	Yds.	Avg.	Result
1.	11/21/15	Louisville	24	(-1)	(-0.04)	W, 45-34
2.	10/3/15	@Virginia Tech	33	9	0.27	W, 17-13
3.	9/24/16	@North Carolina	22	18	0.82	L, 36-37
4.	11/19/16	Duke	22	25	1.14	W, 56-14
5.	9/12/15	@Akron	24	42	1.75	W, 24-7
6.	11/2/18	@Virginia	26	44	1.69	W, 23-13
7.	11/24/17	Miami	23	45	1.96	W, 24-14
8.	11/12/16	@Clemson	25	50	2.00	W, 43-42
9.	9/3/16	Villanova	33	53	1.61	W, 28-7
10.	9/30/17	Rice	23	55	2.39	W, 42-10
11.	9/1/18	Albany	28	60	2.14	W, 33-7
12.	9/10/16	Penn State	31	74	2.39	W, 42-39
13.	10/21/17	@Duke	26	76	2.92	W, 24-17
14.	10/13/18	@Notre Dame	38	80	2.11	L, 14-19
15.	10/15/16	@Virginia	26	86	3.31	W, 45-31
16.	11/9/17	North Carolina	32	96	3.00	L, 31-34

SACK ATTACK:

- ✓ During the Pat Narduzzi era, Pitt has recorded four or more quarterback sacks in a game 16 times.
- ✓ The Panthers have a 13-3 record in those contests where they have compiled at least four sacks.
- ✓ Pitt boasts a 7-0 mark when they have at least five sacks under Narduzzi.

PITT GAMES WITH AT LEAST FOUR SACKS 2015-PRESENT

Date	Opponent	Sacks	Yards Lost	W/L
9/5/15	Youngstown State	6	38	W, 45-37
10/3/15	@Virginia Tech	7	57	W, 17-13
10/10/15	@Virginia	4	25	W, 26-19
11/7/15	Notre Dame	4	31	L, 30-42
11/14/15	@Duke	4	22	W, 31-13
11/21/15	Louisville	7	58	W, 45-34
9/3/16	Villanova	6	58	W, 28-7
9/10/16	Penn State	4	33	W, 42-39
9/24/16	@North Carolina	4	36	L, 36-37
10/15/16	@Virginia	4	38	W, 45-31
11/19/16	Duke	5	20	W, 56-14
12/28/16	vs. Northwestern*	4	20	L, 24-31
11/24/17	Miami	4	16	W, 24-14
9/1/18	Albany	5	33	W, 33-7
11/2/18	@Virginia	5	46	W, 23-13
11/10/18	Virginia Tech	4	18	W, 52-22

* Pinstripe Bowl

TDs BY THE "D":

- ✓ Pitt has scored nine defensive touchdowns under Pat Narduzzi.
- ✓ Two players on Pitt's 2019 roster—cornerbacks Dane Jackson and Jason Pinnock—have scored defensive TDs.
- ✓ The Pitt defense has scored 33 touchdowns since the 2000 season.
- ✓ The Panthers are 27-4 when scoring at least one defensive TD in a game since 2000.
- ✓ Under Narduzzi, the Panthers are 5-4 when scoring a defensive touchdown.
- ✓ The four losses occurred against Notre Dame and Navy in 2015, and Oklahoma State in 2016 and 2017.

PITT DEFENSIVE TOUCHDOWNS SINCE 2000

Date	Opponent	Player	Score
10/27/01	@Temple	Brian Guzek	80-yard fumble return
11/3/01	Virginia Tech	Shawntae Spencer	68-yard interception return
12/20/01	vs. NC State*	Tyre Young	16-yard fumble return
9/21/02	Rutgers	Gerald Hayes	8-yard fumble return
10/5/02	@Syracuse	Lewis Moore	2-yard fumble return
11/9/02	Temple	Claude Harriott	11-yard fumble return
10/25/03	Syracuse	Josh Lay	20-yard fumble return
9/11/04	Ohio	Malcolm Postell	42-yard interception return
9/25/04	Furman	Malcolm Postell	44-yard interception return
10/23/04	Rutgers	Josh Lay	82-yard interception return
12/4/04	@USF	Malcolm Postell	15-yard interception return
10/22/05	Syracuse	H.B. Blades	38-yard interception return
9/2/06	Virginia	Darrelle Revis	19-yard interception return
9/2/06	Virginia	Clint Session	78-yard interception return
9/8/06	@Cincinnati	Darrelle Revis	57-yard interception return
9/30/06	Toledo	Gus Mustakas	9-yard interception return
11/8/08	Louisville	Ricky Gary	3-yard fumble return
11/8/08	Louisville	Scott McKillop	18-yard interception return
12/6/08	@Connecticut	Greg Williams	20-yard interception return
9/12/09	@Buffalo	Greg Williams	50-yard fumble return
11/7/09	Syracuse	Greg Williams	51-yard interception return
10/16/10	@Syracuse	Ricky Gary	80-yard interception return
12/3/11	Syracuse	Antwuan Reed	20-yard fumble return
9/21/13	@Duke	Anthony Gonzalez	37-yard interception return
11/7/15	Notre Dame	Ejuan Price	32-yard fumble return
11/21/15	Louisville	Avonte Maddox	30-yard interception return
12/28/15	vs. Navy**	Jordan Whitehead	22-yard fumble return
9/17/16	@Okla. State	Matt Galambos	2-yard fumble return
10/1/16	Marshall	Avonte Maddox	33-yard interception return
10/15/16	@Virginia	Jordan Whitehead	59-yard interception return
11/26/16	Syracuse	Dane Jackson	20-yard interception return
9/16/17	Okla. State	Jason Pinnock	Fumble recovery in end zone
10/6/18	Syracuse	Dane Jackson	35-yard fumble return

Names in **bold** denote current players.

* Tangerine Bowl

** Military Bowl

RARE GLORY:

- ✓ Rare is the time a defensive lineman gets the glory of an interception but it happened in the Panthers' 44-37 overtime victory over Syracuse on Oct. 6, 2018, when tackle Amir Watts snagged an Eric Dungey pass over the middle. The Panthers parlayed the pick into a field goal and 20-14 second-quarter lead.
- ✓ It was the first INT by a Pitt defensive lineman since Chas Alecxih against Buffalo on Sept. 3, 2011.
- ✓ Since the 1999 season, only nine times have defensive linemen recorded interceptions. Two of those INTs have gone for touchdowns.

INTERCEPTIONS BY PITT DEFENSIVE LINEMEN SINCE 1999

Date	Player (Pos.)	Opponent	Yards (TD)
9/11/99	Nigel Neal (DT)	@Penn State	2
9/11/99	Bryan Knight (DE)	@Penn State	(-3)
10/23/99	Demond Gibson (DT)	@Rutgers	9 (TD)
10/28/00	Bryan Knight (DE)	@Virginia Tech	0
9/30/06	Gus Mustakas (DT)	Toledo	9 (TD)
11/8/08	Craig Bokor (DT)	Louisville	0
11/07/09	Greg Romeus (DE)	Syracuse	0
9/3/11	Chas Alecxih (DT)	Buffalo	47
10/6/18	Amir Watts (DT)	Syracuse	0

Names in **bold** denote current players.

SPECIAL TEAMS NOTES

RETURN GAME TOUCHDOWNS:

- ✓ Since the 2000 season, Pitt has 24 kick returns for touchdowns (13 on kickoffs and 11 on punts). Twelve of those TDs have occurred during Pat Narduzzi's tenure.
- ✓ Since the 2015 season, the Panthers have seven TDs on kickoffs and five on punts.
- ✓ Senior wide receiver Maurice Ffrench is the only active Panther who can claim a kick return touchdown. Ffrench had two kickoff return TDs during the 2018 season, a 99-yarder at Notre Dame and a 91-yard score vs. Albany.

PITT KICKOFF RETURN TDs SINCE 2000

Date	Opponent	Player	Yards
9/23/00	Rutgers	Torrie Cox	86
9/18/04	Nebraska	Marcus Furman	96
9/9/05	@Ohio	LaRod Stephens-Howling	95
11/3/05	@Louisville	Terrell Allen	97
10/13/06	@UCF	Lowell Robinson	97
10/15/11	Utah	Buddy Jackson	98
9/5/15	YSU	Avonte Maddox	89
12/28/15	vs. Navy*	Quadree Henderson	100
9/3/16	Villanova	Quadree Henderson	96
10/15/16	@Virginia	Quadree Henderson	93
11/5/16	@Miami	Quadree Henderson	100
9/1/18	Albany	Maurice Ffrench	91
10/13/18	@Notre Dame	Maurice Ffrench	99

Names in **bold** denote current players.

* Military Bowl

2019 PRESEASON HONORS

CAL ADOMITIS—LONG SNAPPER

Phil Steele All-ACC (second team)

MAURICE FFRENCH—ALL-PURPOSE

CBS Sports All-America (second team, KR)

Phil Steele All-ACC (first team, KR)

Athlon All-ACC (second team, KR)

Preseason Media All-ACC (KR)

Maxwell Award Watch List

Paul Hornung Award Watch List

DAMAR HAMLIN—SAFETY

Athlon All-ACC (first team)

Phil Steele All-ACC (first team)

Lindy's All-ACC (third team)

Bednarik Award Watch List

DANE JACKSON—CORNERBACK

Lindy's All-ACC (second team)

Athlon All-ACC (third team)

Phil Steele All-ACC (third team)

ALEX KESSMAN—PLACEKICKER

Phil Steele All-ACC (second team)

Athlon All-ACC (third team)

Lindy's All-ACC (third team)

Lou Groza Award Watch List

TAYSIR MACK—WIDE RECEIVER

Phil Steele All-ACC (second team)

JIMMY MORRISSEY—CENTER

Athlon All-ACC (first team)

Phil Steele All-ACC (first team)

Street & Smith's All-ACC (first team)

Lindy's All-ACC (second team)

Outland Trophy Watch List

Rimington Trophy Watch List

ELIAS REYNOLDS—LINEBACKER

Phil Steele All-ACC (fourth team)

TRE TIPTON—WIDE RECEIVER

Wuerffel Trophy Watch List

RASHAD WEAVER—DEFENSIVE LINEMAN

Athlon All-ACC (second team)

Lindy's All-ACC (second team)

Phil Steele All-ACC (third team)

PITT GAME NOTES AND ANECDOTES



PITT PUNT RETURN TDs SINCE 2000

Date	Opponent	Player	Yards
12/26/02	Oregon State*	Shawn Robinson	66
10/8/05	Cincinnati	Darrelle Revis	79
11/16/06	West Virginia	Darrelle Revis	73
10/15/11	Utah+	Antwuan Reed	10 (BLK)
10/13/12	Louisville\$	Todd Thomas	41 (BLK)
12/26/13	Bowling Green#	Tyler Boyd	54
9/19/15	@Iowa%	Pat Amara Jr.	28 (BLK)
11/19/16	Duke	Quadree Henderson	65
9/23/17	@Georgia Tech	Quadree Henderson	80
10/28/17	Virginia	Quadree Henderson	75
9/29/18	@UCF	Rafael Araujo-Lopes	86

* Insight Bowl

+ Antwuan Reed returned blocked punt by Andrew Taglianetti for TD

\$ Todd Thomas recovered his own blocked punt in end zone

Little Caesars Pizza Bowl

% Pat Amara Jr. returned blocked punt by Ryan Lewis for TD

BIG FOOT:

- ✓ Alex Kessman has six of the eight longest field goals in school history, including a Pitt record-tying 56-yarder.
- ✓ Kessman owns Pitt records for 50-yard field goals in a career (six) and season (four in 2018).
- ✓ Kessman also kicked the longest field goal at Heinz Field by a professional or collegian (55 yards vs. Syracuse, Oct. 6, 2018).
- ✓ The longest NFL field goal at Heinz Field is 53 yards by Chris Boswell (Pittsburgh Steelers) and Dan Bailey (Dallas Cowboys).
- ✓ Since 1961, Pitt has made only 18 field goals of 50 yards or more.

ALL-TIME LONGEST PITT FIELD GOALS

No.	Date	Name	Opponent	Distance
1.	10/7/17	Alex Kessman	@Syracuse	56
	10/17/15	Chris Blewitt	@Georgia Tech	56
3.	10/6/18	Alex Kessman	Syracuse	55%
	9/23/17	Alex Kessman	@Georgia Tech	55
5.	10/27/18	Alex Kessman	Duke	54
	10/6/18	Alex Kessman	Syracuse	54
	9/3/94	David Merrick	Texas	54
8.	11/2/18	Alex Kessman	@Virginia	53
9.	1/2/15	Chris Blewitt	vs. Houston	52*
	11/5/11	Kevin Harper	Cincinnati	52
	9/29/84	Mark Brasco	West Virginia	52
	11/16/74	Carson Long	@Notre Dame	52
	11/11/61	Fred Cox	Notre Dame	52
14.	11/14/15	Chris Blewitt	@Duke	51
	11/11/78	David Trout	West Virginia	51
16.	9/24/16	Chris Blewitt	@North Carolina	50
	9/25/76	Carson Long	Temple	50
	11/24/73	Carson Long	@Penn State	50

% Heinz Field record (NFL and collegiate)

* Lockheed Martin Armed Forces Bowl

PITT BLOCK PARTY

Pitt has 55 blocked kicks since the 2000 season. That total includes 10 blocks during Pat Narduzzi's tenure as Pitt head coach (since 2015).

PITT'S BLOCKED KICKS SINCE 2000

Date	Opponent	Player	Type
9/2/00	Kent State	Ryan Smith	Field Goal
9/23/00	Rutgers	Mark Ponko	Punt
11/24/00	West Virginia	Mark Ponko	Field Goal
9/27/01	Miami (Fla.)	Torrie Cox	Punt
10/27/01	@Temple	Jay Junko	Punt
8/31/02	Ohio	Lewis Moore	Field Goal
10/26/02	Boston College	Brian Guzek	Field Goal
11/9/02	Temple	Shawntae Spencer	Punt
11/21/02	@Miami (Fla.)	Shawntae Spencer	Punt
9/6/03	Kent State	Sam Bryant	Punt
10/18/03	@Rutgers	J.J. Horne	PAT
10/25/03	Syracuse	H.B. Blades	Punt
11/22/03	@Temple	Claude Harriott	Punt
9/11/04	Ohio	Keith Malley	Punt
11/25/04	West Virginia	J.J. Horne	Field Goal
10/8/05	Cincinnati	Adam Gunn	Punt
11/12/05	Connecticut	Darrelle Revis	Field Goal*
11/12/05	Connecticut	Adam Gunn	Punt
11/4/06	@USF	H.B. Blades	Field Goal
11/25/06	Louisville	H.B. Blades	Field Goal
9/8/07	Grambling	Brian Kaiser	Punt
9/15/07	@Michigan State	Tommie Duhart	Field Goal
9/29/07	@Virginia	Joe Clermond	PAT
10/27/07	@Louisville	John Malecki	Field Goal
8/30/08	Bowling Green	Greg Romeus	PAT
9/6/08	Buffalo	Tommie Duhart	Field Goal
9/20/08	Iowa	Andrew Taglianetti	Punt
10/2/08	@USF	Aaron Berry	Field Goal
10/25/08	Rutgers	Greg Romeus	2 PATs
11/1/08	@Notre Dame	Andrew Taglianetti	Punt
11/22/08	@Cincinnati	Greg Williams	Field Goal
11/22/08	@Cincinnati	Andrew Taglianetti	Punt
12/6/08	@Connecticut	Mike Toerper	Punt
9/26/09	@NC State	Chas Alecxih	Field Goal
11/14/09	Notre Dame	Greg Romeus	PAT
12/05/09	Cincinnati	Nate Nix	Punt
9/2/10	@Utah	Antwuan Reed	Punt
11/20/10	@USF	Andrew Taglianetti	Punt
1/8/11	vs. Kentucky	Andrew Taglianetti	Punt%
10/15/11	Utah	Andrew Taglianetti	Punt#
10/13/12	Louisville	Todd Thomas	Punt\$
11/23/13	@Syracuse	Aaron Donald	PAT
10/4/14	@Virginia	Dontez Ford	Punt
1/2/15	vs. Houston	Team	PAT!
9/19/15	@Iowa	Ryan Lewis	Punt+
10/10/15	Virginia	Ejuan Price	PAT
10/17/15	@Georgia Tech	Shakir Soto	Field Goal
10/29/15	North Carolina	Quintin Wirginis	Punt
12/28/15	vs. Navy	Avonte Maddox	PAT**
9/17/16	@Oklahoma State	George Aston	Punt
11/26/16	Syracuse	Ejuan Price	PAT
12/28/16	vs. Northwestern	Chawntez Moss	Punt***
9/2/17	Youngstown State	James Folston Jr.	Punt
10/21/17	@Duke	Alex Bookser	Field Goal

* returned 71 yards for a TD by Bernard "Josh" Lay

% BBVA Compass Bowl

returned 10 yards for a TD by Antwuan Reed

\$ recovered in end zone for a TD by Todd Thomas

! Lockheed Martin Armed Forces Bowl

+ returned 28 yards for a TD by Pat Amara Jr.

** Military Bowl


*** Pinstripe Bowl

KEY CONTRIBUTORS: OFFENSE



— QUARTERBACK —

8 QB



Kenny Pickett
JR • 6-2 • 225

- Entering second full season as Pitt's QB
- 15 career starts in 18 games
- 2018: 180-of-310 (58%) for 1,969 yards with 12 touchdowns and 6 interceptions
- Named ACC QB of the Week after passing for career-high 316 yards, 3 TDs at WF
- Helped Pitt upset No. 2 Miami in first career start in 2017 regular-season finale

— RUNNING BACK —


21 RB



A.J. Davis
JR • 6-0 • 215

- Appeared in 18 games over last two years
- 48 career carries for 174 yards and 1 TD
- 4 career receptions for 17 yards
- Scored first career TD on 1-yard carry vs. Youngstown State in the 2017 opener
- Heavily recruited RB from Lakeland, FL
- 2017 Under Armour HS All-American

23 RB




Todd Sibley Jr.
SO* • 5-9 • 225

- Played in 7 games last year to letter
- Saw time on special teams primarily
- 1 career carry came at Miami in 2018
- Heavily recruited RB from Akron, OH
- 2017 Under Armour HS All-American

— TIGHT END —


86 TE



Nakia Griffin-Stewart
SR* • 6-5 • 260

- Graduate transfer from Rutgers
- 25 career games with 5 starts for RU
- 13 career catches for 97 yards with 1 TD
- Two-time Academic All-Big Ten honoree
- Enrolled in Pitt's School of Education

10 TE



Will Gragg
SR* • 6-4 • 245

- Graduate transfer from Arkansas who is in his second season with the Panthers
- Played in 13 games for Pitt last season
- 2018: 5 catches for 31 yards
- At Arkansas: 5 catches for 61 yards
- Brother, Chris Gragg, played 5 years in the NFL with the Buffalo Bills and NY Jets
- Enrolled in Pitt's School of Social Work

— WIDE RECEIVER —


11 WR



Taysir Mack
JR* • 6-2 • 205

- Second season at Pitt after transferring from Indiana in 2018
- Played in 12 games with 7 starts last year
- 2018: 25 catches for 557 yards with 1 TD
- Averaged 22.3 yards/catch to top the ACC and rank second nationally in 2018
- Season-high 105 yards on 3 catches at Wake Forest, including key 63-yard TD


2 WR



Maurice Ffrench
SR • 5-11 • 200

- 2018 Honorable Mention All-ACC pick as an all-purpose threat & return specialist
- 10 total TDs in '18 via rush, catch, return
- 2018: 35 catches for 515 yards and 6 TDs
- Expected to be Pitt's primary return man
- Opened 2018 season with 91-yard kickoff return TD on opening play vs. Albany
- 99-yard kick return TD at Notre Dame
- Named team captain in 2019


5 WR



Tre Tipton
SR* • 6-0 • 185

- 2019 Wuerffel Trophy watch list (community service champion)
- Played in all 14 games with 2 starts in '18
- 2018: 5 receptions for 42 yards
- One of Pitt's Ed Conway Award winners as most improved in spring
- Missed entire 2017 season due to injury
- Also had his 2015 and '16 seasons ended early due to injury

6 WR




Aaron Mathews
SR • 6-4 • 220

- Played in 14 games with 8 starts in '18
- 2018: 9 catches for 120 yards
- Heralded by coaches for his ability as a red-zone threat and blocker
- 38 career games at WR for the Panthers
- Attended Clairton, same high school as former Pitt great Tyler Boyd (now with the Cincinnati Bengals)

— PLACEKICKER —

97 PK



Alex Kessman
JR* • 6-3 • 195

- Pitt's leading scorer in 2017 and '18
- 2018 Third Team All-ACC selection
- 13-of-17 FG, 40-of-42 PAT in 2018
- One of FBS' premier long-range kickers
- Holds Pitt record with 6 FGs of 50+ yards
- Owns Heinz Field & Carrier Dome records for longest FG (55 at Heinz, 56 in Dome)
- Former boxer who also played QB/DB for his high school team in Michigan

OFFENSIVE LINE

<p>77 LT</p>  <p>Carter Warren SO* • 6-5 • 320</p> <ul style="list-style-type: none"> • Set to make first career start and appearance • One of Pitt's Ed Conway Award winners as most improved in spring 	<p>71 LG</p>  <p>Bryce Hargrove JR* • 6-4 • 315</p> <ul style="list-style-type: none"> • Played all 14 games last year, starting the final 3 • Started at left guard vs. Miami, Clemson and Stanford in 2018 	<p>67 C</p>  <p>Jimmy Morrissey JR* • 6-3 • 305</p> <ul style="list-style-type: none"> • 2018 Third Team All-ACC • Consecutive start streak of 23 games ended after injury at Wake Forest • Selected captain by team 	<p>57 RG</p>  <p>Gabe Houy SO* • 6-6 • 310</p> <ul style="list-style-type: none"> • 6 games, 1 start in 2018 • Started the 2018 opener vs. Albany at right tackle • Also saw time as a reserve and on FG/PAT unit 	<p>70 RT</p>  <p>Nolan Ulizio SR* • 6-5 • 320</p> <ul style="list-style-type: none"> • Grad transfer (Michigan) • 17 games, 5 starts and lettered 3 times at UM • Academic All-Big Ten
---	---	--	---	--

KEY CONTRIBUTORS: DEFENSE



DEFENSIVE LINE

91 DE 34 Patrick Jones II JR* • 6-5 • 260 <ul style="list-style-type: none"> • Top reserve DE last year • 2018: 23 tackles, 7.5 TFLs, 4 sacks, FF in 14 games • Chesapeake, Va., native 	34 DT 97 Amir Watts SR • 6-3 • 295 <ul style="list-style-type: none"> • Most experienced DL for Pitt with 33 games played • 2018: 18 tackles, 3 TFLs, 1 sack, 1 INT; 10 starts 	97 DT 10 Jaylen Twyman SO* • 6-2 • 290 <ul style="list-style-type: none"> • 2018: 16 tackles, 1.5 TFLs, 0.5 sacks in 13 games • Career-high 4 tackles with sack assist vs. Clemson 	10 DT 5 Keyshon Camp JR* • 6-4 • 285 <ul style="list-style-type: none"> • Missed final 7 games due to injury last season • Tallied 2 sacks in Pitt's opener last year vs. Albany 	5 DE Deslin Alexandre SO* • 6-4 • 265 <ul style="list-style-type: none"> • Became starter after Rashad Weaver's season-ending injury in camp • 2018: 13 games, 5 tackles
--	--	--	--	--

LINEBACKERS

38 LB Cam Bright SO* • 6-0 • 225 <ul style="list-style-type: none"> • Played all 14 games last year as key reserve • 2018: 13 tackles, FF, FR • Forced a fumble at UVA 	44 LB Elias Reynolds JR* • 6-2 • 235 <ul style="list-style-type: none"> • Started 7 games at MLB down the stretch last year • 2018: 49 tackles, 3.5 TFLs • 39 tackles in his 7 starts 	28 LB Kylan Johnson SR* • 6-2 • 230 <ul style="list-style-type: none"> • Grad transfer from Florida • 33 games, 9 starts at UF • Career at Florida: 83 tackles, 5.5 TFLs and 1 sack
24 LB Phil Campbell III JR* • 6-1 • 220 <ul style="list-style-type: none"> • 26 stops as a safety in '18 • One of Pitt's Ed Conway Award winners as most improved in spring 	9 LB Saleem Brightwell SR* • 6-0 • 230 <ul style="list-style-type: none"> • Versatile, experienced LB • 2018: 35 tackles, 1 TFL • Was Pitt's starting MLB in 2017; OLB in '18 	36 LB Chase Pine JR* • 6-2 • 250 <ul style="list-style-type: none"> • Started Sun Bowl at MLB • 2018: 14 tackles, 2 TFLs • Williamsburg, Va. native

DEFENSIVE BACKS

11 CB Dane Jackson SR* • 6-0 • 190 <ul style="list-style-type: none"> • 2018 Hon. Mention All-ACC • 2018: 47 tackles, 4 TFLs with 14 PBUs and 4 FF • Selected captain by team 	3 FS Damar Hamlin SR • 6-1 • 195 <ul style="list-style-type: none"> • 2018 Hon. Mention All-ACC • Led Pitt with 90 tackles, 2 INT and added 3 TFLs, 4 PBUs, 1 FR in 2018 	12 SS Paris Ford SO* • 6-0 • 190 <ul style="list-style-type: none"> • Set to earn his first start • One of Pitt's Ed Conway Award winners as most improved in spring 	15 CB Jason Pinnock JR • 6-0 • 200 <ul style="list-style-type: none"> • Started 6 games late in '18 • 2018: 15 tackles, 2 TFLs, 1 sack, 2 INT and 6 PBUs • Had INTs at ND, Wake
4 FS Therran Coleman JR* • 6-0 • 205 <ul style="list-style-type: none"> • 14 games as reserve in '18 • Game-clinching INT in OT vs. Syracuse last season 	7 SS Jazzee Stocker SR* • 6-2 • 190 <ul style="list-style-type: none"> • 14 games as reserve in '18 • 2018: 43 tackles, 4 PBUs with 1 INT, 1 FF 	21 CB Damarri Mathis JR • 5-11 • 195 <ul style="list-style-type: none"> • 14 games, 2 starts in '18 • 2018: 18 tackles, 2.5 TFLs, 1 PBU and 1 INT 	

PITT CAREER HIGHS: OFFENSE



QUARTERBACKS

#8 KENNY PICKETT JR

• Pickett Career Highs

Pass Yards: 316 at Wake Forest (11-17-18)
 Completions: 23 at Wake Forest (11-17-18)
 Attempts: 33 at North Carolina (9-23-18)
 Pass TDs: 3 at Wake Forest (11-17-18)
 INTs: 1, 7 times, last vs. Clemson (12-1-18)
 Long Completion: 78 (TD) vs. Virginia Tech (11-10-18)
 Rush Yards: 76 vs. Duke (10-27-18)
 Rush Attempts: 14 vs. Penn State (9-8-18)
 Rush TDs: 2 vs. Miami (11-24-17)
 Long Rush: 30 (TD) vs. Duke (10-27-18)

#3 JEFF GEORGE JR. SR*

• George Career Highs

Pass Yards: 308 vs. Rutgers (10-14-17)*
 Completions: 22 at Iowa (10-7-17)*
 Attempts: 45 at Iowa (10-7-17)*
 Pass TDs: 2, 3 times, last vs. Indiana (11-11-17)*
 INTs: 4 at Wisconsin (11-12-16)*
 Long Completion: 77 vs. Indiana (11-11-17)*
 Rush Yards: 13 vs. Rutgers (10-14-17)*
 Rush Attempts: 8 vs. Indiana (11-11-17)*
 Long Rush: 12 vs. Rutgers (10-14-17)*
 *at Illinois

#12 NICK PATTI FR*

• Patti Career Highs

Pass Yards: 0
 Completions: 0
 Attempts: 0
 Pass TDs: 0
 INTs: 0
 Long Completion: 0
 Rush Yards: 0
 Rush Attempts: 0
 Long Rush: 0

RUNNING BACKS

#21 A.J. DAVIS JR

• Davis Career Highs

Rush Attempts: 13 vs. Albany (9-1-18)
 Rush Yards: 46 vs. Albany (9-1-18)
 Rush TDs: 1 vs. Youngstown State (9-2-17)
 Long Rush: 14 vs. Albany (9-1-18)
 Receptions: 2 vs. Albany (9-1-18)
 Receiving Yards: 19 vs. Albany (9-1-18)
 Receiving TDs: 0
 Long Reception: 16 vs. Albany (9-1-18)

#23 TODD SIBLEY JR. SO*

• Sibley Jr. Career Highs

Rush Attempts: 1 at Miami (11-24-18)
 Rush Yards: -1 at Miami (11-24-18)
 Rush TDs: 0
 Long Rush: -1 at Miami (11-24-18)
 Receptions: 0
 Receiving Yards: 0

WIDE RECEIVERS

#2 MAURICE FFRENCH SR

• French Career Highs

Receptions: 7 at North Carolina (9-22-18)
 Receiving Yards: 83 vs. Virginia Tech (11-10-18)
 Receiving TDs: 2 vs. Duke (10-27-18)
 Long Reception: 78 (TD) vs. Virginia Tech (11-10-18)
 Rush Attempts: 7 vs. Duke (10-27-18)
 Rush Yards: 77 vs. Syracuse (11-26-16)
 Rush TDs: 1, 4 times, last vs. Virginia Tech (11-10-18)
 Long Rush: 77 (TD) vs. Syracuse (11-26-16)
 Kick Returns: 4, twice, last vs. Duke (10-27-18)
 Kick Return Yards: 122 at Notre Dame (10-13-18)
 Long Kick Return: 99 (TD) at Notre Dame (10-13-18)
 All-Purpose Yards: 220 vs. Duke (10-27-18)

#11 TAYSIR MACK JR*

• Mack Career Highs

Receptions: 7, twice, last at Purdue (11-25-17)*
 Receiving Yards: 132 at Purdue (11-25-17)*
 Receiving TDs: 2 vs. Charleston Southern (10-7-17)*
 Long Reception: 63 (TD) at Wake Forest (11-17-18)
 *at Indiana

#6 AARON MATHEWS SR

• Mathews Career Highs

Receptions: 4, twice, last at Notre Dame (10-13-18)
 Receiving Yards: 50, twice, last vs. Rice (9-30-17)
 Receiving TDs: 0
 Long Reception: 31 at Virginia (11-2-18)

#5 TRE TIPTON SR*

• Tipton Career Highs

Receptions: 3 at Oklahoma State (9-17-16)
 Receiving Yards: 27 at Oklahoma State (9-17-16)
 Receiving TDs: 1 vs. Marshall (10-1-16)
 Long Reception: 25 at Miami (11-5-16)
 Rush Attempts: 3, 3x, last at Virginia (10-15-16)
 Rush Yards: 26 vs. Marshall (10-1-16)
 Rush TDs: 0
 Long Rush: 21 vs. Marshall (10-1-16)

#88 DONTAVIUS BUTLER-JENKINS SO*

• Butler-Jenkins Career Highs

Receptions: 3 at UCF (9-29-18)
 Receiving Yards: 8 at UCF (9-29-18)
 Receiving TDs: 0
 Long Reception: 6 at UCF (9-29-18)

#18 SHOCKY JACQUES-LOUIS SO

• Jacques-Louis Career Highs

Receptions: 2, twice, last vs. Syracuse (10-6-18)
 Receiving Yards: 21 vs. Penn State (9-8-18)
 Receiving TDs: 0
 Long Reception: 15 at UCF (9-29-18)
 Rush Attempts: 3 vs. Albany (9-1-18)
 Rush Yards: 39 vs. Penn State (9-8-18)
 Rush TDs: 0
 Long Rush: 38 vs. Penn State (9-8-18)

TIGHT ENDS/FULLBACKS

#86 NAKIA GRIFFIN-STEWART SR*

• Griffin-Stewart Career Highs

Receptions: 2, 3 times, last at Penn State (11-11-17)*
 Receiving Yards: 21 vs. Morgan State (9-16-17)*
 Receiving TDs: 1 vs. Morgan State (9-16-17)*
 Long Reception: 18 (TD) vs. Morgan State (9-16-17)*
 *at Rutgers

#10 WILL GRAGG SR*

• Gragg Career Highs

Receptions: 3 at LSU (11-11-17)*
 Receiving Yards: 47 at LSU (11-11-17)*
 Receiving TDs: 0
 Long Reception: 33 at LSU (11-11-17)*
 *with Arkansas

#84 GRANT CARRIGAN SO*

• Carrigan Career Highs

Receptions: 0
 Receiving Yards: 0
 Receiving TDs: 0
 Long Reception: 0

#81 JIM MEDURE SR*

• Medure Career Highs

Receptions: 2 at Wake Forest (11-17-18)
 Receiving Yards: 15 vs. Albany (9-1-18)
 Receiving TDs: 0
 Long Reception: 15 vs. Albany (9-1-18)

PLACEKICKERS

#97 ALEX KESSMAN JR*

• Kessman Career Highs

FG Made: 3, 3 times, last vs. Duke (10-27-18)
 FG Attempted: 3, 4 times, last vs. Duke (10-27-18)
 Long FG: 56 at Syracuse (10-7-17)
 PATs Made: 6 vs. Rice (9-30-17)
 PATs Attempted: 6 vs. Rice (9-30-17)
 Points: 14, twice, last vs. Duke (10-27-18)
 Kickoffs: 10 vs. Duke (10-27-18)
 Touchbacks: 6 vs. Syracuse (10-6-18)

PITT CAREER HIGHS: DEFENSE



DEFENSIVE TACKLES

#34 AMIR WATTS SR

• Watts Career Highs

Tackles: 4 vs. Virginia Tech (11-10-18)

TFLs: 1.5 vs. NC State (10-14-17)

Sacks: 1, twice, last vs. Duke (10-27-18)

Interceptions: 1 vs. Syracuse (10-6-18)

#10 KEYSHON CAMP JR*

• Camp Career Highs

Tackles: 6 at Georgia Tech (9-23-17)

TFLs: 2 vs. Albany (9-1-18)

Sacks: 2 vs. Albany (9-1-18)

Forced Fumbles: 1 at Georgia Tech (9-23-17)

#97 JAYLEN TWYMAN SO*

• Twyman Career Highs

Tackles: 4 vs. Clemson (12-1-18)

TFLs: 1 at Wake Forest (11-17-18)

Sacks: 0.5 vs. Clemson (12-1-18)

DEFENSIVE ENDS

#91 PATRICK JONES II JR*

• Jones Career Highs

Tackles: 5 vs. Stanford (12-31-18)

TFLs: 2, twice, last vs. Stanford (12-31-18)

Sacks: 1.5 at Wake Forest (11-17-18)

Forced Fumbles: 1 vs. Stanford (12-31-18)

#5 DESLIN ALEXANDRE SO*

• Alexandre Career Highs

Tackles: 2, twice, last at UCF (9-29-18)

TFLs: 0.5, twice, last vs. Virginia Tech (10-27-18)

Sacks: 0

#87 HABAKKUK BALDONADO FR*

• Baldonado Career Highs

Tackles: 0

TFLs: 0

Sacks: 0

#6 JOHN MORGAN FR*

• Morgan Career Highs

Tackles: 1 vs. Virginia Tech (10-27-18)

TFLs: 0

Sacks: 0

LINEBACKERS

#9 SALEEM BRIGHTWELL SR*

• Brightwell Career Highs

Tackles: 13 at Syracuse (10-7-17)

TFLs: 1.5 at Georgia Tech (9-23-17)

Sacks: 1, 3 times, last vs. North Carolina (11-9-17)

Interceptions: 1, twice, last vs. Virginia (10-28-17)

Forced Fumbles: 1 at Georgia Tech (9-23-17)

Fumble Recoveries: 1 at North Carolina (9-24-16)

#44 ELIAS REYNOLDS JR*

• Reynolds Career Highs

Tackles: 12 vs. Duke (10-27-18)

TFLs: 2 vs. Duke (10-27-18)

Sacks: 1, twice, last vs. Virginia Tech (11-10-18)

#28 KYLAN JOHNSON SR*

• Johnson Career Highs

Tackles: 8 at LSU (11-19-16)*

TFLs: 2 vs. Alabama (12-3-16)*

Sacks: 0.5, twice, last at Arkansas (11-5-16)*

Fumble Recoveries: 1 at LSU (11-19-16)*

*at Florida

#36 CHASE PINE JR*

• Pine Career Highs

Tackles: 6 at Virginia Tech (11-18-17)

TFLs: 1, twice, last at Wake Forest (11-17-18)

Sacks: 0

#38 CAM BRIGHT SO*

• Bright Career Highs

Tackles: 3, twice, last vs. Virginia Tech (11-10-18)

TFLs: 0.5, twice, last at Wake Forest (11-17-18)

Sacks: 0.5 at Wake Forest (11-17-18)

Forced Fumbles: 1 at Virginia (11-2-18)

Fumble Recoveries: 1 at North Carolina (9-22-18)

#24 PHIL CAMPBELL III JR*

• Campbell Career Highs

Tackles: 8 vs. Duke (10-27-18)

TFLs: 0

Interceptions: 0

SAFETIES

#3 DAMAR HAMLIN SR

• Hamlin Career Highs

Tackles: 14 vs. Syracuse (10-6-18)

TFLs: 2 vs. Georgia Tech (9-15-18)

INTs: 1, 3 times, last at Wake Forest (11-17-18)

Fumble Recoveries: 1 at Miami (11-24-18)

#12 PARIS FORD SO*

• Ford Career Highs

Tackles: 2, twice, last at North Carolina (9-22-18)

TFLs: 0

Interceptions: 0

#7 JAZZEE STOCKER SR*

• Stocker Career Highs

Tackles: 9 at UCF (9-29-18)

TFLs: 1 vs. Oklahoma State (9-16-17)

Interceptions: 1 at Notre Dame (10-13-18)

Forced Fumbles: 1 at UCF (9-29-18)

#4 THERRAN COLEMAN JR*

• Coleman Career Highs

Tackles: 4 at Syracuse (10-7-17)

TFLs: 0

Interceptions: 1 vs. Syracuse (10-6-18)

CORNERBACKS

#11 DANE JACKSON SR*

• Jackson Career Highs

Tackles: 6, twice, last vs. Virginia Tech (11-10-18)

TFLs: 1, 6 times, last at Wake Forest (11-17-18)

Sacks: 1 at Duke (10-21-17)

Interceptions: 1, three times, last vs. Rice (9-30-17)

Forced Fumbles: 1, 4 times, last at Virginia (11-2-18)

Fumble Recoveries: 1, twice, last at Virginia (11-2-18)

#21 DAMARRI MATHIS JR

• Mathis Career Highs

Tackles: 4, twice, last vs. Virginia Tech (11-10-18)

TFLs: 1, twice, last vs. Syracuse (10-6-18)

Interceptions: 1 vs. Albany (9-1-18)

#15 JASON PINNOCK JR

• Pinnock Career Highs

Tackles: 4, twice, last vs. Virginia Tech (11-10-18)

TFLs: 1, twice, last vs. Virginia Tech (11-10-18)

Sacks: 1 vs. Virginia Tech (11-10-18)

Interceptions: 1, twice, last at Wake Forest (11-17-18)

Fumble Recoveries: 1 (TD) vs. Oklahoma State (9-16-17)

PUNTER

#98 KIRK CHRISTODOULOU SO*

• Christodoulou Career Highs

Punts: 12 at Miami (11-24-18)

Punt Average: 51.6 at Wake Forest (11-17-18)

Long: 73 at Miami (11-24-18)

Inside 20: 5 at Miami (11-24-18)

Coaching Staff Game Day Locations

- FIELD LEVEL -



Mark Whipple
Offensive Coordinator/
Quarterbacks



Andre Powell
Special Teams Coordinator/
Running Backs



Chris Beatty
Wide Receivers



Dave Borbely
Offensive Line




Charlie Partridge
Assistant Head Coach/
Defensive Line



Archie Collins
Secondary



Rob Harley
Linebackers



Michael Priefer Jr.
Defensive G.A.

- PRESS BOX -



Randy Bates
Defensive Coordinator



Tim Salem
Tight Ends



Cory Sanders
Safeties



Ronald Booker
Offensive G.A.



Joe Kreinsen
Offensive G.A.



Bryan Bing
Defensive G.A.

2019 Pronunciation Guide

PLAYERS

Cal Adomitis adam-EYE-tis
Deslin Alexandre alexander
Habakkuk Baldonado Haba-kook Baldo-na-dough
(prefers to be called "Haba")
V'Lique Carter va-leak
Kirk Christodoulou christo-doo-lou
Therran Coleman therr-un
SirVocea Dennis sir-voss-E-ay
Matt Goncalves gone-SOLVE-ez
Nakia Griffin-Stewart na-KEY-ah
Erick Hallett HAL-let
Gabe Houy hoy

Shocky Jacques-Louis jaq-LU-EE
Calijah Kancey ca-LIE-jah (rhymes with "Elijah")
Jim Medure ma-DOOR
Kaymar Mimes mims
Mychale Salahuddin michael sa-lah-who-deen
Jazzee Stocker jazz-ZEE
Judson Tallandier ta-lan-DEER
Tre Tipton tray
Nolan Ulizio you-LIZ-e-oh
Amir Watts ah-mirror
Marquis Williams mar-QUEZ
Jake Zilinskas za-lin-skas
Blake Zubovic zoo-bow-VICK

RUSHING INDIVIDUAL

200 yards rushing:

By Pitt: 235, Qadree Ollison vs. Virginia Tech, 11-10-18 (16 att., 3 TD).
By Opponent: 224, Justin Jackson, Northwestern, 12-28-16 (Pinstripe Bowl) (32 att., 3 TD).

300 yards rushing:

By Pitt: 303, Tony Dorsett vs. Notre Dame, 11-15-75 (23 att., 1 TD).
By Opponent: DNA

30 or more rushing attempts:

By Pitt: 30, James Conner at North Carolina, 11-15-14 (220 yards, 4 TD).
By Opponent: 32, Justin Jackson, Northwestern, 12-28-16 (Pinstripe Bowl) (224 yards, 3 TD).

Three rushing touchdowns:

By Pitt: Qadree Ollison vs. Virginia Tech, 11-10-18.
By Opponent: Justin Jackson, Northwestern, 12-28-16 (Pinstripe Bowl).

Four rushing touchdowns:

By Pitt: Darrin Hall vs. North Carolina, 11-9-17.
By Opponent: Rennie Childs, Oklahoma State, 9-17-16.

50+ yard touchdown run:

By Pitt: 97, Qadree Ollison vs. Virginia Tech, 11-10-18.
By Opponent: 75, Travis Etienne, Clemson, 12-1-18.

60+ yard touchdown run:

By Pitt: 97, Qadree Ollison vs. Virginia Tech, 11-10-18.
By Opponent: 75, Travis Etienne, Clemson, 12-1-18.

70+ yard touchdown run:

By Pitt: 97, Qadree Ollison vs. Virginia Tech, 11-10-18.
By Opponent: 75, Travis Etienne, Clemson, 12-1-18.

80+ yard touchdown run:

By Pitt: 97, Qadree Ollison vs. Virginia Tech, 11-10-18.
By Opponent: 83, Nyheim Hines, NC State, 10-14-17.

90+ yard touchdown run:

By Pitt: 97, Qadree Ollison vs. Virginia Tech, 11-10-18.
By Opponent: 96, Antowain Smith, Houston, 9-14-96.

Two 100-yard rushers:

By Pitt: 11-10-18 vs. Virginia Tech, Qadree Ollison (235) and Darrin Hall (186).
By Opponent: 9-23-17, Georgia Tech, KirVonte Benson (196) and TaQuon Marshall (112).

Three 100-yard rushers:

By Pitt: 12-26-75 vs. Kansas (Sun Bowl), Tony Dorsett (142), Elliott Walker (123) and Robert Haygood (101).
By Opponent: DNA

Five different rushers with a touchdown:

By Pitt: 11-26-16 vs. Syracuse, James Conner (2), George Aston, Nathan Peterman, Quadree Henderson and Maurice Ffrench.
By Opponent: Georgia Tech, 10-25-14, Broderick Snoddy (3), Justin Thomas, Tony Zenon, Matt Connors and Deon Hill.

PASSING INDIVIDUAL

300 yards passing:

By Pitt: 316, Kenny Pickett at Wake Forest, 11-17-18 (20-for-30, 3 TD).
By Opponent: 396, Daniel Jones, Duke, 10-27-18 (27-for-42, 4 TD).

400 yards passing:

By Pitt: 410, Max Browne vs. Rice, 9-30-17 (28-for-32, 4 TD).
By Opponent: 497, Mason Rudolph, Oklahoma State, 9-16-17 (23-for-32, 5 TD, 1 INT).

Four touchdown passes:

By Pitt: Max Browne vs. Rice, 9-30-17.
By Opponent: Daniel Jones, Duke, 10-27-18.

Five touchdown passes:

By Pitt: Nathan Peterman at Clemson, 11-12-16.
By Opponent: Mason Rudolph, Oklahoma State, 9-16-17.

Six touchdown passes:

By Pitt: Tom Savage at Duke, 9-21-13.
By Opponent: Mike Teel, Rutgers, 10-25-08.

Seven touchdown passes:

By Pitt: Pete Gonzalez at Rutgers, 10-25-97.
By Opponent: DNA

60+ yard TD pass:

By Pitt: 63, at Wake Forest, 11-17-18, Kenny Pickett to Taysir Mack.
By Opponent: 68, Duke, 10-27-18, Daniel Jones to Johnathan Lloyd.

70+ yard TD pass:

By Pitt: 78, vs. Virginia Tech, 11-10-18, Kenny Pickett to Maurice Ffrench.
By Opponent: 74, Duke, 10-27-18, Daniel Jones to Deon Jackson.

80+ yard TD pass:

By Pitt: 80, at Cincinnati, 9-8-06, Tyler Palko to Derek Kinder.
By Opponent: 83, Marshall, 10-1-16, Chase Litton to Michael Clark.

90+ yard TD pass:

By Pitt: 91, at Rutgers, 9-17-92, Alex Van Pelt to Dietrich Jells.
By Opponent: 91, Oklahoma St., 9-17-16, Mason Rudolph to James Washington.

45 or more pass attempts:

By Pitt: 28-for-46, Tino Sunseri vs. West Virginia, 11-26-10 (284 yards, 1 TD, 1 INT).
By Opponent: 33-for-49, Eric Dungey, Syracuse, 10-7-17 (365 yards, 2 TD).

30 or more pass completions:

By Pitt: 31-for-50, Tyler Palko vs. Louisville, 11-25-06 (307 yards, 1 TD, 3 INT).
By Opponent: 33-for-49, Eric Dungey, Syracuse, 10-7-17 (365 yards, 2 TD).

RECEIVING INDIVIDUAL

100+ yards receiving:

By Pitt: 105, Taysir Mack at Wake Forest, 11-17-18

(3 receptions, 1 TD).

By Opponent: 136, Johnathan Lloyd, Duke, 10-27-18

(7 receptions, 1 TD).

150+ yards receiving:

By Pitt: 176, Jester Weah vs. Marshall, 10-1-16 (7 receptions, 1 TD).

By Opponent: 162, Jalen McCleskey, Oklahoma State, 9-16-17

(7 receptions, 3 TD).

200+ yards receiving:

By Pitt: 207, Larry Fitzgerald at Rutgers, 10-18-03 (8 receptions, 2 TD).

By Opponent: 202, Mike Williams, Clemson, 11-12-16

(15 receptions, 1 TD).

Two 100-yard receivers:

By Pitt: 9-21-13 at Duke, Devin Street (166) and Tyler Boyd (154).

By Opponent (4): 162, Jalen McCleskey (7 receptions, 3 TD); 124, James

Washington (5 receptions); 109, Marcell Ateman (4 receptions, 1 TD);

100, Dillon Stoner (5 receptions, 1 TD), Oklahoma State, 9-16-17.

10 or more receptions:

By Pitt: 11, Tyler Boyd vs. Louisville, 11-21-15 (103 yards, 1 TD).

By Opponent: 13, Amba Etta-Tawo (178 yards, 5 TD), Syracuse, and

11, Ervin Philips (107 yards), Syracuse, 11-26-16.

Three receiving touchdowns:

By Pitt: Tyler Boyd at Duke, 9-21-13.

By Opponent: Jalen McCleskey, Oklahoma State, 9-16-17.

Four receiving touchdowns:

By Pitt: Billy Davis vs. Rutgers, 11-19-94.

By Opponent: Amba Etta-Tawo (5), Syracuse, 11-26-16.

60+ yard TD reception:

By Pitt: 63, at Wake Forest, 11-17-18, Kenny Pickett to Taysir Mack.

By Opponent: 68, Duke, 10-27-18, Daniel Jones to Johnathan Lloyd.

70+ yard TD reception:

By Pitt: 78, vs. Virginia Tech, 11-10-18, Kenny Pickett to Maurice Ffrench.

By Opponent: 74, Duke, 10-27-18, Daniel Jones to Deon Jackson.

80+ yard TD reception:

By Pitt: 80, at Cincinnati, 9-8-06, Tyler Palko to Derek Kinder.

By Opponent: 83, Marshall, 10-1-16, Chase Litton to Michael Clark.

90+ yard TD reception:

By Pitt: 91, at Rutgers, 9-17-92, Alex Van Pelt to Dietrich Jells.

By Opponent: 91, Oklahoma St., 9-17-16, Mason Rudolph to James Washington.

COMBOS

100 yards rushing and 100 yards passing (one player):

By Pitt: Billy Daniels vs. Syracuse (165 rushing/121 passing), 11-3-73.

By Opponent: Keenan Reynolds, Navy (144 rushing/126 passing),

12-28-15 (Military Bowl).

100-yard rusher and 300-yard passer:

By Pitt: 11-12-16 at Clemson, James Conner (132 rushing) and Nathan Peterman (308 passing).

By Opponent: 10-27-18, Duke, Deon Jackson (162 rushing) and Daniel Jones (396 passing).

100-yard rusher and 400-yard passer:

By Pitt: 9-21-13 at Duke, James Conner (173 rushing) and Tom Savage (424 passing).

By Opponent: 9-17-16, Oklahoma State, Rennie Childs (101 rushing) and Mason Rudolph (540 passing).

100-yard rusher, 100-yard receiver and 300-yard passer:

By Pitt: 11-12-16 at Clemson, James Conner (132 rushing),

Scott Orndoff (128 receiving) and Nathan Peterman (308 passing).

By Opponent: 10-27-18, Duke, Deon Jackson (162 rushing),

Johnathan Lloyd (136 receiving) and Daniel Jones (396 passing).

200-yard rusher, 200-yard receiver and 300-yard passer:

By Pitt: 10-21-00 vs. Boston College, Kevan Barlow (209 rushing),

Antonio Bryant (222 receiving) and John Turman (332 passing).

By Opponent: DNA

SCORING INDIVIDUAL

Three total touchdowns:

By Pitt: Qadree Ollison vs. Virginia Tech (three rushing), 11-10-18.

By Opponent: Jalen McCleskey, Oklahoma State (three receiving), 9-16-17.

Four total touchdowns:

By Pitt: Darrin Hall vs. North Carolina (four rushing), 11-9-17.

By Opponent: Amba Etta-Tawo (5), Syracuse (five receiving), 11-26-16.

Five total touchdowns:

By Pitt: Norman Bill Budd (6) vs. Ohio (six rushing), 1910.

By Opponent: Amba Etta-Tawo, Syracuse (five receiving), 11-26-16.

Two-point conversion (rushing):

By Pitt: Jordan Whitehead at Syracuse, 10-7-17.

By Opponent: Everett Golson, Notre Dame, 11-3-12.

Two-point conversion (passing):

By Pitt: Kenny Pickett to Rafael Araujo-Lopes vs. Duke, 10-27-18.

By Opponent: Ryan Willis to Eric Kumah, Virginia Tech, 11-10-18.

Defensive two-point conversion:

By Pitt: Doug Hetzler returned blocked PAT attempt at Syracuse, 9-22-90.

By Opponent: Matt Taffoni, West Virginia, interception return, 10-15-94.

Safety:

By Pitt: 10-27-18 vs. Duke (Duke lateraled through its own end zone).

By Opponent: 9-8-18, Penn State (Pitt holding penalty in end zone).

Two safeties in same game:

By Pitt: 9-13-14 at FIU (Punter Chris Ayers kicks ball out of end zone on bad snap; E.J. Hilliard intentional grounding in end zone).

By Opponent: DNA

One player throw, catch and rush for touchdown (same game):

By Pitt: Jawan Walker at Boston College, 11-1-03 (35-yard pass to

Larry Fitzgerald; 47-yard catch from Rod Rutherford; 3-yard rush).

By Opponent: DNA

SPECIAL TEAMS INDIVIDUAL

Three field goals:

By Pitt: Alex Kessman vs. Duke, 10-27-18.
By Opponent: Andre Szmyt, Syracuse, 10-6-18.

Four field goals:

By Pitt: Kevin Harper at Notre Dame, 11-3-12.
By Opponent: Joey Slye (6), Virginia Tech, 10-27-16.

Five field goals:

By Pitt: Conor Lee at Notre Dame, 11-1-08.
By Opponent: Joey Slye (6), Virginia Tech, 10-27-16.

50-yard field goal:

By Pitt: 53, Alex Kessman at Virginia, 11-2-18.
By Opponent: 54, Andre Szmyt, Syracuse, 10-6-18.

Missed PAT kick (not blocked):

By Pitt: Alex Kessman vs. Albany, 9-1-18.
By Opponent: Brenton King, Georgia Tech, 9-15-18.

Blocked PAT kick:

By Pitt: Ejuan Price vs. Syracuse (SU kicker Cole Murphy), 11-26-16.
By Opponent: Carlos Basham, Wake Forest (Pitt kicker Alex Kessman), 11-17-18.

70+ yard punt:

By Pitt: 73 yards, Kirk Christodoulou at Miami, 11-24-18.
By Opponent: 77 yards, Alec Vozenilek, Virginia, 9-28-13.

Blocked punt:

By Pitt: James Folston Jr. vs. Youngstown State, 9-2-17.
By Opponent: Jovonn Quillen and Trevon Hill, Va. Tech, 11-18-17.

Blocked punt for a touchdown:

By Pitt: Pat Amara Jr. at Iowa, 28 yards (blocked by Ryan Lewis), 9-19-15.
By Opponent: Brandon Bing, Rutgers (recovered in end zone, blocked by Wayne Warren), 10-23-10.

Blocked field goal:

By Pitt: Alex Bookser at Duke, 10-21-17.
By Opponent: Dexter Lawrence, Clemson, 11-12-16.

Blocked field goal for a touchdown:

By Pitt: Bernard "Josh" Lay vs. Connecticut, 71 yards, 11-12-05.
By Opponent: Ronyell Whitaker, Virginia Tech, 71 yards, 11-3-01.

Kickoff return for a touchdown:

By Pitt: Maurice Ffrench at Notre Dame, 99 yards, 10-13-18.
By Opponent: Anthony Ratliff-Williams, North Carolina, 98 yards, 11-9-17.

Punt return for a touchdown (not blocked):

By Pitt: Rafael Araujo-Lopes at UCF, 86 yards, 9-29-18.
By Opponent: DeeJay Dallas, Miami, 65 yards, 11-24-18.

DEFENSE INDIVIDUAL

15+ tackles:

By Pitt: 15, Matt Galambos vs. Northwestern (Military Bowl), 12-28-16.
By Opponent: 16, Quin Blanding, Virginia, 10-15-16.

20+ tackles:

By Pitt: 20, H.B. Blades at Louisville, 11-3-05.
By Opponent: 20, David Bavaro, Syracuse, 12-3-88.

Three sacks:

By Pitt: 5, Ejuan Price vs. Louisville, 11-21-15.
By Opponent: 3.5, Kareem Martin, North Carolina, 11-16-13.

Four sacks:

By Pitt: 5, Ejuan Price vs. Louisville, 11-21-15.
By Opponent: 4, Brandon Sharpe, Syracuse, 10-5-12.

Four tackles for loss:

By Pitt: 4, Ejuan Price at Oklahoma State, 9-17-16.
By Opponent: 4, Alton Robinson, Syracuse, 10-6-18.

Two fumble recoveries:

By Pitt: 2, Rashad Weaver vs. Penn State, 9-8-18.
By Opponent: 2, Quayshawn Nealy, Georgia Tech, 10-25-14.

Two interceptions:

By Pitt: Ray Vinopal vs. Notre Dame, 11-9-13.
By Opponent: Desmond King, Iowa, 9-19-15.

Three interceptions:

By Pitt: Shawntae Spencer, vs. Ohio, 8-31-02.
By Opponent: Keion Carpenter, Virginia Tech, 9-26-98.

Interception return for a touchdown:

By Pitt: Dane Jackson vs. Syracuse, 20 yards, 11-26-16.
By Opponent: Justin Phillips, Oklahoma State, 10 yards, 9-16-17.

Two interception returns for touchdowns (same game):

By Pitt: Darrelle Revis (19 yards) followed by Clint Session (78 yards) vs. Virginia, 9-2-06.
By Opponent: USF, Nate Allen (37 yards) followed by Trae Williams (21 yards), 11-24-07.

Fumble return for a touchdown:

By Pitt: Dane Jackson vs. Syracuse (35 yards), 10-6-18.
By Opponent: Rob Rolle, Villanova (three yards), 9-3-16.

TEAM SCORING

40 points scored by team:

By Pitt: 52 vs. Virginia Tech, 11-10-18.
By Opponent: 42, Clemson, 12-1-18.

50 points scored by team:

By Pitt: 52 vs. Virginia Tech, 11-10-18.
By Opponent: 51, Penn State, 9-8-18.

60 points scored by team:

By Pitt: 76 vs. Syracuse, 11-26-16.
By Opponent: 61, Syracuse, 11-26-16.

70 points scored by team:

By Pitt: 76 vs. Syracuse, 11-26-16.
By Opponent: 72, Ohio State, 9-21-16.

40+ point margin of victory (vs. FBS teams only):

By Pitt: 56-14 vs. Duke, 11-19-16.
By Opponent: 51-6 vs. Penn State, 9-8-18.

50+ point margin of victory (vs. FBS teams only):

By Pitt: 76-0 at Temple, 9-24-76.
By Opponent: 60-6 at Notre Dame, 11-16-96.

20 first-quarter points:

By Pitt: 21 vs. Rice, 9-30-17.
By Opponent: 21, Oklahoma State, 9-16-17.

20 second-quarter points:

By Pitt: 21 vs. Virginia Tech, 11-10-18.
By Opponent: 28, Oklahoma State, 9-16-17.

20 third-quarter points:

By Pitt: 21 vs. Syracuse, 11-26-16.
By Opponent: 21, Duke, 10-27-18.

20 fourth-quarter points:

By Pitt: 20 vs. Syracuse, 11-26-16.
By Opponent: 21, Penn State, 9-8-18.

30 points scored in first half:

By Pitt: 31 vs. Virginia Tech, 11-10-18.
By Opponent: 31, UCF, 9-29-18.

30 points scored in second half:

By Pitt: 41 vs. Syracuse, 11-26-16.
By Opponent: 40, Syracuse, 11-26-16.

Failed to score a touchdown:

By Pitt: at Miami, 11-24-18 (Pitt lost, 24-3).
By Opponent: Delaware, 8-30-14 (Pitt won, 62-0).

Two defensive touchdowns (same game):

By Pitt: Ricky Gary (3-yard fumble return) and Scott McKillop (18-yard interception return) vs. Louisville, 11-8-08.
By Opponent: USF, Nate Allen (37-yard interception return) and Trae Williams (21-yard interception return), 11-24-07.

Shutout:

By Pitt: 62-0 vs. Delaware, 8-30-14.
By Opponent: Oregon State, 3-0, 12-31-08 (Sun Bowl).

Shutout at home:

By Pitt: 62-0 vs. Delaware, 8-30-14.
By Opponent: Miami (Fla.), 45-0, 9-28-96.

Shutout on the road:

By Pitt: 42-0 at Rutgers, 11-10-01.
By Opponent: West Virginia, 34-0, 8-31-96.

First half shutout:

By Pitt: 21-0 vs. Georgia Tech, 9-15-18 (Pitt won, 24-19).
By Opponent: Miami, 10-0, 11-24-18 (Pitt lost, 24-3).

Second half shutout:

By Pitt: 0-0 vs. Albany, 9-1-18 (Pitt won, 33-7)
By Opponent: Clemson, 14-0, 12-1-18 (Pitt lost, 42-10).

TEAM OFFENSE

500 yards in total offense:

By Pitt: 654 vs. Virginia Tech, 11-10-18 (492 rush, 162 pass).
By Opponent: 619, Duke, 10-27-18 (223 rush, 396 pass).

600 yards in total offense:

By Pitt: 654 vs. Virginia Tech, 11-10-18 (492 rush, 162 pass).
By Opponent: 619, Duke, 10-27-18 (223 rush, 396 pass).

300 yards passing:

By Pitt: 316 at Wake Forest, 11-17-18 (23-for-30, 3 TD).
By Opponent: 396, Duke, 10-27-18 (27-for-43, 4 TD).

400 yards passing:

By Pitt: 410 vs. Rice, 9-30-17 (28-for-32, 4 TD).
By Opponent: 572, Oklahoma State, 9-16-17 (26-for-37, 5 TD, 1 INT).

300 yards rushing:

By Pitt: 492 vs. Virginia Tech, 11-10-18 (36 att., 6 TD).
By Opponent: 301, Clemson, 12-1-18 (35 att., 4 TD).

400 yards rushing:

By Pitt: 492 vs. Virginia Tech, 11-10-18 (36 att., 6 TD).
By Opponent: 436, Georgia Tech, 9-23-17 (67 att., 5 TD).

40 minutes in possession time:

By Pitt: 41:09 at North Carolina, 9-24-16.
By Opponent: 42:05, Navy (Military Bowl), 12-28-15.

99-yard touchdown drive:

By Pitt: vs. Penn State, 9-10-16 (10 plays, 4:43).
By Opponent: Georgia Tech, 9-15-18 (14 plays, 3:31).

15-play scoring drive:

By Pitt: at Virginia, 11-2-18 (15 plays, 84 yards, 8:40, TD).
By Opponent: Virginia Tech, 11-10-18 (17 plays, 80 yards, 7:38, TD).

TEAM DEFENSE

Held opponent under 100 yards in total offense:

By Pitt: 64, vs. Delaware, 8-30-14 (33 rushing, 31 passing).

By Opponent: 94, Boston College, 10-7-95 (-11 rushing, 105 passing).

Held opponent under 100 yards passing:

By Pitt: 52 at Miami, 11-24-18 (6-for-24).

By Opponent: 8, Clemson, 12-1-18 (4-for-16).

Held opponent under 50 yards passing:

By Pitt: 48 at Georgia Tech, 9-23-17 (4-for-7).

By Opponent: 8, Clemson, 12-1-18 (4-for-16).

Held opponent under 100 yards rushing:

By Pitt: 79 at Wake Forest, 11-17-18 (28 att.).

By Opponent: 69, Miami, 11-24-18 (38 att.).

Held opponent under 75 yards rushing:

By Pitt: 44 at Virginia, 11-2-18 (26 att.).

By Opponent: 69, Miami, 11-24-18 (38 att.).

Held opponent under 50 yards rushing:

By Pitt: 44 at Virginia, 11-2-18 (26 att.).

By Opponent: 37, Georgia Tech, 9-23-17 (20 att.).

Held opponent under 25 yards rushing:

By Pitt: 18, at North Carolina, 9-24-16 (22 att.).

By Opponent: 21, Syracuse, 11-23-13 (27 att.).

Held an opponent to negative yards rushing:

By Pitt: -1, vs. Louisville, 11-21-15 (24 att.).

By Opponent: -5, Georgia Tech, 11-2-13 (21 att.).

PENALTIES

100+ yards in penalties:

By Pitt: 100 at Miami, 10 penalties, 11-24-18.

By Opponent: 101, Clemson, 9 penalties, 11-12-16.

10+ penalties

By Pitt: 10 at Miami, 100 yards, 11-24-18.

By Opponent: 10, Virginia, 80 yards, 11-2-18.

Zero penalties:

By Pitt: vs. Youngstown State, 9-2-17.

By Opponent: West Virginia, 11-13-76.

OVERTIME GAMES

Overtime win at home:

By Pitt: 44-37 vs. Syracuse, 10-6-18.

By Opponent: Notre Dame, 29-26 (30T), 11-3-12.

Overtime win on the road:

By Pitt: 36-33 (40T) at Notre Dame, 11-1-08.

By Opponent: Duke, 51-48 (20T), 11-1-14.

PITT HISTORY IN OVERTIME GAMES

All-Time OT Games: 17 (8-9)

10T Games: 8 (5-3)

20T Games: 6 (1-5)

30T Games: 2 (1-1)

40T Games: 1 (1-0)

DATE	OPPONENT	RESULT
Sept. 14, 1996	Houston	L, 42-35
Oct. 25, 1997	at Rutgers	W, 55-48 (20T)
Nov. 28, 1997	at West Virginia	W, 41-38 (30T)
Oct. 7, 2000	at Syracuse	L, 24-17 (20T)
Oct. 26, 2002	Boston College	W, 19-16
Sept. 25, 2004	Furman	W, 41-38
Oct. 16, 2004	Boston College	W, 20-17
Nov. 6, 2004	at Syracuse	L, 38-31 (20T)
Sept. 9, 2005	at Ohio	L, 16-10
Nov. 11, 2006	at Connecticut	L, 46-45 (20T)
Oct. 10, 2007	Navy	L, 48-45 (20T)
Nov. 1, 2008	at Notre Dame	W, 36-33 (40T)
Sept. 2, 2010	at Utah	L, 27-24
Nov. 3, 2012	at Notre Dame	L, 29-26 (30T)
Nov. 1, 2014	Duke	L, 51-48 (20T)
Sept. 2, 2017	Youngstown State	W, 28-21
Oct. 6, 2018	Syracuse	W, 44-37

Pitt wins in bold

The Automated ScoreBook
Pitt Game Results (as of Jan 23, 2019)
All games

Date	Opponent		Score	Overall	Conference	Time	Attend
9/1/18	ALBANY	W	33-7	1-0	0-0	2:56	34486
9/8/18	#13 PENN STATE	L	6-51	1-1	0-0	3:25	68400
* 9/15/18	GEORGIA TECH	W	24-19	2-1	1-0	3:03	34284
* 9/22/18	at North Carolina	L	35-38	2-2	1-1	3:17	44168
9/29/18	at #13 UCF	L	14-45	2-3	1-1	3:20	44904
* 10/6/18	SYRACUSE	Wo	44-37	3-3	2-1	4:31	37100
10/13/18	at #5 Notre Dame	L	14-19	3-4	2-1	3:05	77622
* 10/27/18	DUKE	W	54-45	4-4	3-1	3:21	31510
* 11/2/18	at #23 Virginia	W	23-13	5-4	4-1	3:15	36256
* 11/10/18	VIRGINIA TECH	W	52-22	6-4	5-1	3:07	44398
* 11/17/18	at Wake Forest	W	34-13	7-4	6-1	3:01	25609
* 11/24/18	at Miami (FL)	L	3-24	7-5	6-2	3:25	59606
12/1/18	vs #2 Clemson	L	10-42	7-6	6-2	3:16	67784
12/31/18	vs Stanford	L	13-14	7-7	6-2	3:22	40680

The Automated ScoreBook
Pitt Overall Team Statistics (as of Jan 23, 2019)
All games

Team Statistics	UP	OPP
SCORING	359	389
Points Per Game	25.6	27.8
Points Off Turnovers	30	68
FIRST DOWNS	242	280
Rushing	153	126
Passing	72	124
Penalty	17	30
RUSHING YARDAGE	3191	2496
Yards gained rushing	3581	2860
Yards lost rushing	390	364
Rushing Attempts	571	519
Average Per Rush	5.6	4.8
Average Per Game	227.9	178.3
TDs Rushing	30	24
PASSING YARDAGE	1985	2930
Comp-Att-Int	182-316-6	229-410-9
Average Per Pass	6.3	7.1
Average Per Catch	10.9	12.8
Average Per Game	141.8	209.3
TDs Passing	12	24
TOTAL OFFENSE	5176	5426
Total Plays	887	929
Average Per Play	5.8	5.8
Average Per Game	369.7	387.6
KICK RETURNS: #-Yards	26-634	26-532
PUNT RETURNS: #-Yards	20-157	31-222
INT RETURNS: #-Yards	9-148	6-98
KICK RETURN AVERAGE	24.4	20.5
PUNT RETURN AVERAGE	7.8	7.2
INT RETURN AVERAGE	16.4	16.3
FUMBLES-LOST	18-10	24-9
PENALTIES-Yards	101-942	70-567
Average Per Game	67.3	40.5
PUNTS-Yards	74-3067	66-2758
Average Per Punt	41.4	41.8
Net punt average	37.4	38.2
KICKOFFS-Yards	73-4549	77-4548
Average Per Kick	62.3	59.1
Net kick average	40.0	37.8
TIME OF POSSESSION/Game	32:34	27:26
3RD-DOWN Conversions	67/183	76/190
3rd-Down Pct	37%	40%
4TH-DOWN Conversions	9/19	13/25
4th-Down Pct	47%	52%
SACKS BY-Yards	32-228	33-243
MISC YARDS	0	0
TOUCHDOWNS SCORED	46	50
FIELD GOALS-ATTEMPTS	13-17	13-17
ON-SIDE KICKS	0-0	0-0
RED-ZONE SCORES	(32-39) 82%	(42-52) 81%
RED-ZONE TOUCHDOWNS	(25-39) 64%	(31-52) 60%
PAT-ATTEMPTS	(40-42) 95%	(46-47) 98%
ATTENDANCE	250178	288165
Games/Avg Per Game	6/41696	6/48028
Neutral Site Games		2/54232

Score by Quarters	1st	2nd	3rd	4th	OT	Total
Pitt	101	102	69	80	7	359
Opponents	83	106	102	98	0	389

The Automated ScoreBook
Pitt Overall Individual Statistics (as of Jan 23, 2019)
All games

Rushing	gp	att	gain	loss	net	avg	td	lg	avg/g
Qadree Ollison	14	194	1245	32	1213	6.3	11	97	86.6
Darrin Hall	14	153	1177	33	1144	7.5	10	75	81.7
Kenny Pickett	14	117	485	265	220	1.9	3	30	15.7
V'Lique Carter	7	25	209	7	202	8.1	2	62	28.9
Maurice Ffrench	14	19	170	6	164	8.6	2	31	11.7
A.J. Davis	9	32	142	8	134	4.2	0	14	14.9
Shocky Jacques-Louis	10	7	69	11	58	8.3	0	38	5.8
Mychale Salahuddin	3	4	37	0	37	9.2	0	23	12.3
Rafael Araujo-Lopes	14	5	29	1	28	5.6	0	12	2.0
George Aston	14	6	12	2	10	1.7	1	5	0.7
Stefano Millin	14	1	6	0	6	6.0	1	6	0.4
Todd Sibley Jr.	7	1	0	1	-1	-1.0	0	0	-0.1
Kirk Christodoulou	14	1	0	7	-7	-7.0	0	0	-0.5
Taysir Mack	12	1	0	8	-8	-8.0	0	0	-0.7
TEAM	6	5	0	9	-9	-1.8	0	0	-1.5
Total	14	571	3581	390	3191	5.6	30	97	227.9
Opponents	14	519	2860	364	2496	4.8	24	75	178.3

Passing	gp	effic	comp-att-int	pct	yds	td	lg	avg/g
Kenny Pickett	14	120.32	180-310-6	58.1	1969	12	78	140.6
Jeff George Jr.	3	36.13	1-3-0	33.3	1	0	1	0.3
Ricky Town	3	226.00	1-1-0	100.0	15	0	15	5.0
TEAM	6	0.00	0-1-0	0.0	0	0	0	0.0
Qadree Ollison	14	0.00	0-1-0	0.0	0	0	0	0.0
Total	14	119.09	182-316-6	57.6	1985	12	78	141.8
Opponents	14	130.81	229-410-9	55.9	2930	24	74	209.3

Receiving	gp	no.	yds	avg	td	lg	avg/g
Rafael Araujo-Lopes	14	37	380	10.3	4	68	27.1
Maurice Ffrench	14	35	515	14.7	6	78	36.8
Taysir Mack	12	25	557	22.3	1	63	46.4
George Aston	14	15	68	4.5	1	14	4.9
Darrin Hall	14	15	66	4.4	0	24	4.7
Qadree Ollison	14	11	66	6.0	0	16	4.7
Aaron Mathews	14	9	120	13.3	0	31	8.6
Shocky Jacques-Louis	10	9	76	8.4	0	15	7.6
Tre Tipton	14	5	42	8.4	0	11	3.0
Will Gragg	13	5	31	6.2	0	10	2.4
D. Butler-Jenkins	13	4	12	3.0	0	6	0.9
Jim Medure	14	3	29	9.7	0	15	2.1
A.J. Davis	9	3	17	5.7	0	16	1.9
V'Lique Carter	7	3	9	3.0	0	6	1.3
Tyler Sear	6	2	9	4.5	0	6	1.5
Kenny Pickett	14	1	-12	-12.0	0	0	-0.9
Total	14	182	1985	10.9	12	78	141.8
Opponents	14	229	2930	12.8	24	74	209.3

Punt Returns	no.	yds	avg	td	lg
Rafael Araujo-Lopes	19	159	8.4	1	86
Maurice Ffrench	1	-2	-2.0	0	0
Total	20	157	7.8	1	86
Opponents	31	222	7.2	2	65

Interceptions	no.	yds	avg	td	lg
Jason Pinnock	2	34	17.0	0	25
Damar Hamlin	2	79	39.5	0	79
Jazzee Stocker	1	15	15.0	0	15
Damarri Mathis	1	0	0.0	0	0
Therran Coleman	1	0	0.0	0	0
Phillipie Motley	1	20	20.0	0	20
Amir Watts	1	0	0.0	0	0
Total	9	148	16.4	0	79
Opponents	6	98	16.3	0	42

Kick Returns	no.	yds	avg	td	lg
Maurice Ffrench	20	547	27.4	2	99
Rafael Araujo-Lopes	2	34	17.0	0	22
Mychale Salahuddin	2	26	13.0	0	14
Darrin Hall	1	12	12.0	0	12
Paris Ford	1	15	15.0	0	15
Total	26	634	24.4	2	99
Opponents	26	532	20.5	0	45

Fumble Returns	no.	yds	avg	td	lg
Rashad Weaver	2	20	10.0	0	20
Dewayne Hendrix	1	5	5.0	0	5
Dane Jackson	1	35	35.0	1	35
Total	4	60	15.0	1	35
Opponents	3	17	5.7	0	17

The Automated ScoreBook
Pitt Overall Individual Statistics (as of Jan 23, 2019)
All games

Scoring	td	fg	PAT				dxp	saf	pts
			kick	rush	rcv	pass			
Alex Kessman	-	13-17	40-42	-	-	-	-	-	79
Qadree Ollison	11	-	-	-	-	-	-	-	66
Maurice Ffrench	10	-	-	-	-	-	-	-	60
Darrin Hall	10	-	-	-	-	-	-	-	60
Rafael Araujo-Lopes	5	-	-	-	1	-	-	-	32
Kenny Pickett	3	-	-	-	-	1-2	-	-	18
V'Lique Carter	2	-	-	-	-	-	-	-	12
George Aston	2	-	-	-	-	-	-	-	12
Dane Jackson	1	-	-	-	-	-	-	-	6
Taysir Mack	1	-	-	-	-	-	-	-	6
Stefano Millin	1	-	-	-	-	-	-	-	6
TEAM	-	-	-	-	-	-	-	1	2
Jake Scarton	-	-	-	0-1	-	-	-	-	0
Kirk Christodoulou	-	-	-	0-1	-	-	-	-	0
Total	46	13-17	40-42	0-2	1	1-2	-	1	359
Opponents	50	13-17	46-47	-	1	1-3	-	1	389

Total Offense	g	plays	rush	pass	total	avg/g
Kenny Pickett	14	427	220	1969	2189	156.4
Qadree Ollison	14	195	1213	0	1213	86.6
Darrin Hall	14	153	1144	0	1144	81.7
V'Lique Carter	7	25	202	0	202	28.9
Maurice Ffrench	14	19	164	0	164	11.7
A.J. Davis	9	32	134	0	134	14.9
Shocky Jacques-Louis	10	7	58	0	58	5.8
Mychale Salahuddin	3	4	37	0	37	12.3
Rafael Araujo-Lopes	14	5	28	0	28	2.0
Ricky Town	3	1	0	15	15	5.0
George Aston	14	6	10	0	10	0.7
Stefano Millin	14	1	6	0	6	0.4
Jeff George Jr.	3	3	0	1	1	0.3
Todd Sibley Jr.	7	1	-1	0	-1	-0.1
Kirk Christodoulou	14	1	-7	0	-7	-0.5
Taysir Mack	12	1	-8	0	-8	-0.7
TEAM	6	6	-9	0	-9	-1.5
Total	14	887	3191	1985	5176	369.7
Opponents	14	929	2496	2930	5426	387.6

Field Goals	fg	pct.	01-19	20-29	30-39	40-49	50-99	lg	blk
Alex Kessman	13-17	76.5	0-0	3-3	2-4	4-5	4-5	55	0

FG Sequence	Pitt	Opponents
Albany	-	-
Penn State	35	45
Georgia Tech	(33)	52
North Carolina	-	(37),38
UCF	-	(21)
Syracuse	(54),(55),(45)	(33),(29),(54)
Notre Dame	47,36	(22),(41)
Duke	(27),(54),(48)	(25)
Virginia	(53)	(29),(42)
Virginia Tech	(48)	40
Wake Forest	-	(32),(20)
Miami (FL)	(40)	(37)
Clemson	(37)	-
Stanford	(29),(28),55	-

Punting	no.	yds	avg	lg	tb	fc	i20	50+	blk
Kirk Christodoulou	74	3067	41.4	73	4	14	19	14	0
Total	74	3067	41.4	73	4	14	19	14	0
Opponents	66	2758	41.8	63	4	19	25	13	0

Kickoffs	no.	yds	avg	tb	ob	retn	net	ydln
Alex Kessman	73	4549	62.3	44	2			
Total	73	4549	62.3	44	2	20.5	40.0	25
Opponents	77	4548	59.1	40	2	24.4	37.8	27

Numbers in (parentheses) indicate field goal was made.

The Automated ScoreBook
Pitt Overall Individual Statistics (as of Jan 23, 2019)
All games

All Purpose	g	rush	rcv	pr	kr	ir	total	avg/g
Qadree Ollison	14	1213	66	0	0	0	1279	91.4
Maurice Ffrench	14	164	515	-2	547	0	1224	87.4
Darrin Hall	14	1144	66	0	12	0	1222	87.3
Rafael Araujo-Lo	14	28	380	159	34	0	601	42.9
Taysir Mack	12	-8	557	0	0	0	549	45.8
V'Lique Carter	7	202	9	0	0	0	211	30.1
Kenny Pickett	14	220	-12	0	0	0	208	14.9
A.J. Davis	9	134	17	0	0	0	151	16.8
Shocky Jacques	10	58	76	0	0	0	134	13.4
Aaron Mathews	14	0	120	0	0	0	120	8.6
Damar Hamlin	14	0	0	0	0	79	79	5.6
George Aston	14	10	68	0	0	0	78	5.6
Mychale Salahu	3	37	0	0	26	0	63	21.0
Tre Tipton	14	0	42	0	0	0	42	3.0
Jason Pinnock	13	0	0	0	0	34	34	2.6
Will Gragg	13	0	31	0	0	0	31	2.4
Jim Medure	14	0	29	0	0	0	29	2.1
Phillipie Motley	13	0	0	0	0	20	20	1.5
Jazzee Stocker	14	0	0	0	0	15	15	1.1
Paris Ford	9	0	0	0	15	0	15	1.7
D. Butler-Jenkin	13	0	12	0	0	0	12	0.9
Tyler Sear	6	0	9	0	0	0	9	1.5
Stefano Millin	14	6	0	0	0	0	6	0.4
Todd Sibley Jr.	7	-1	0	0	0	0	-1	-0.1
Kirk Christodoul	14	-7	0	0	0	0	-7	-0.5
TEAM	6	-9	0	0	0	0	-9	-1.5
Total	14	3191	1985	157	634	148	6115	436.8
Opponents	14	2496	2930	222	532	98	6278	448.4

The Automated ScoreBook
Pitt Overall Defensive Statistics (as of Jan 23, 2019)
All games

##	Defensive Leaders	gp	Tackles				Sacks no-yds	Pass defense			Fumbles		blkd	
			ua	a	tot	tfl/yds		int-yds	brup	qbh	rcv-yds	ff	kick	saf
3	Damar Hamlin	14	61	29	90	3.0-8	.	2-79	4	.	1-0	.	.	.
23	Oluwaseun Idowu	14	55	27	82	9.5-26	2.5-15	.	5	2	.	2	.	.
20	Dennis Briggs	14	45	14	59	3.0-13	2.0-12	.	3	.	.	1	.	.
44	Elias Reynolds	11	23	26	49	3.5-6	1.0-2	.	1	1
25	Elijah Zeise	14	25	23	48	4.0-24	1.0-16	.	2	2	.	2	.	.
11	Dane Jackson	13	38	9	47	4.0-15	.	.	14	1	2-35	4	.	.
17	Rashad Weaver	14	31	16	47	14.0-62	6.5-37	.	4	10	3-20	2	.	.
7	Jazzee Stocker	14	30	13	43	.	.	1-15	4	.	.	1	.	.
58	Quintin Wirginis	6	24	17	41	7.0-28	3.0-22	.	.	3	.	2	.	.
9	Saleem Brightwell	14	20	15	35	1.0-2
8	Dewayne Hendrix	13	16	13	29	5.0-36	4.5-36	.	.	6	1-5	1	.	.
93	Shane Roy	14	12	17	29	3.0-17	0.5-8	.	1	2	1-0	.	.	.
24	Phil Campbell III	12	16	10	26
91	Patrick Jones II	14	15	8	23	7.5-39	4.0-31	.	.	4	.	1	.	.
16	Damarri Mathis	13	13	5	18	2.5-8	.	1-0	1
34	Amir Watts	14	7	11	18	3.0-13	1.0-8	1-0	.	2
55	Jaylen Twyman	13	6	10	16	1.5-4	0.5-3	.	.	2
15	Jason Pinnock	13	15	.	15	2.0-9	1.0-5	2-34	6
40	James Folston Jr.	14	8	7	15	3
36	Chase Pine	14	11	3	14	2.0-6	.	.	.	2
28	Anthony McKee Jr.	8	7	7	14	1.0-2	1.0-2	.	.	1
10	Keyshon Camp	7	8	6	14	2.5-20	2.0-20	.	.	2
38	Cam Bright	14	8	5	13	1.0-4	0.5-3	.	.	1	1-0	1	.	.
90	Rashad Wheeler	14	7	5	12	3.0-13	1.0-8	.	1	1
27	Bricen Garner	12	10	1	11	1	.	.
32	Phillipie Motley	13	8	2	10	.	.	1-20	5
4	Therran Coleman	14	5	3	8	.	.	1-0	.	.	.	1	.	.
35	George Aston	14	2	4	6
30	Qadree Ollison	14	4	2	6
12	Paris Ford	9	3	2	5
5	Deslin Alexandre	13	.	5	5	1.0-1
94	Cal Adomitis	14	4	.	4
81	Jim Medure	14	3	1	4	1.0-2
29	Albert Tucker	9	2	1	3
47	Kyle Nunn	12	.	2	2
5T	Tre Tipton	14	2	.	2
41	Colin Jonov	11	.	2	2
18	Shocky Jacques-Louis	10	1	1	2
97	Alex Kessman	14	1	1	2
86	Tyler Sear	6	1	.	1
14	Marquis Williams	4	1	.	1
39	Wendell Davis	4	1	.	1
6	John Morgan	3	1	.	1
95	Devin Danielson	3	.	1	1
98	Kirk Christodoulou	14	1	.	1
9S	Michael Smith	5	1	.	1
1M	Taysir Mack	12	1	.	1
TM	TEAM	6	1
Total		14	553	324	877	85-358	32-228	9-148	51	45	9-60	19	.	1
Opponents		14	529	357	886	92-396	33-243	6-98	33	51	10-17	11	1	1

The Automated ScoreBook
Pitt Team Game-by-Game (as of Jan 23, 2019)
All games

TEAM STATISTICS

		Rushing				Receiving				Passing				Kick Returns				Punt Returns				tot		
Date	Opponent	no.	yds	td	lg	no.	yds	td	lg	cmp	att	int	yds	td	lg	no.	yds	td	lg	no.	yds	td	lg	off
9/1/18	ALBANY	37	238	2	20	17	169	2	42	17-23-1	169	2	42	2	98	1	91	2	2	0	4		407	
9/8/18	PENN STATE	52	245	1	63	9	55	0	13	9-18-1	55	0	13	3	34	0	12	3	-5	0	0		300	
9/15/18	GEORGIA TECH	31	138	3	31	16	197	0	60	16-23-1	197	0	60	0	0	0	0	0	0	0	0		335	
9/22/18	at North Carolina	36	228	3	65	19	174	2	42	19-33-0	174	2	42	4	96	0	28	3	27	0	12		402	
9/29/18	at UCF	33	109	0	18	16	163	1	58	16-26-1	163	1	58	2	26	0	14	1	86	1	86		272	
10/6/18	SYRACUSE	47	265	3	69	11	137	1	68	11-20-1	137	1	68	0	0	0	0	1	-6	0	0		402	
10/13/18	at Notre Dame	30	116	1	17	19	126	0	16	19-30-0	126	0	16	2	122	1	99	1	-2	0	0		242	
10/27/18	DUKE	52	484	4	62	8	150	2	50	8-19-0	150	2	50	4	76	0	36	1	1	0	1		634	
11/2/18	at Virginia	42	254	3	75	7	61	0	31	7-14-0	61	0	31	2	40	0	28	0	0	0	0		315	
11/10/18	VIRGINIA TECH	36	492	6	97	7	162	1	78	7-11-0	162	1	78	1	33	0	33	1	16	0	16		654	
11/17/18	at Wake Forest	47	154	2	17	23	316	3	63	23-30-0	316	3	63	1	22	0	22	1	1	0	1		470	
11/24/18	at Miami (FL)	38	69	0	31	15	131	0	42	15-24-0	131	0	42	1	18	0	18	2	1	0	3		200	
12/1/18	vs Clemson	48	191	1	29	4	8	0	7	4-16-1	8	0	7	4	69	0	22	1	3	0	3		199	
12/31/18	vs Stanford	42	208	1	47	11	136	0	41	11-29-0	136	0	41	0	0	0	0	3	33	0	17		344	
Pitt		571	3191	30	97	182	1985	12	78	182-316-6	1985	12	78	26	634	2	99	20	157	1	86		5176	
		519	2496	24	75	229	2930	24	74	229-410-9	2930	24	74	26	532	0	45	31	222	2	65		5426	

Games: 14 • Avg/rush: 5.6 • Avg/catch: 10.9 • Pass effic: 119.09 • KR avg: 24.4 • PR avg: 7.8 • All purpose avg/game: 436.8 • Total offense avg/gm: 369.7

Date	Opponent	Tackles				Sacks		Fumble		Pass Defense			blkd	PAT Attempts			off		pts
		ua	a	total	tfl-yds	no-yds		ff	fr-yds	int-yds	qbh	brup	kick	kick	rush	rcv	saf	t/o	
9/1/18	ALBANY	38	14	52	6.0-35	5.0-33		0	0-0	2-79	9	1	0	3-4	0	0	0	6	33
9/8/18	PENN STATE	40	10	50	9.0-33	1.0-8		3	2-20	0-0	1	4	0	0-0	0	0	0	0	6
9/15/18	GEORGIA TECH	46	22	68	5.0-18	1.0-8		2	1-0	1-20	5	1	0	3-3	0	0	0	0	24
9/22/18	at North Carolina	43	28	71	7.0-24	1.0-10		1	1-0	0-0	2	1	0	5-5	0	0	0	7	35
9/29/18	at UCF	48	22	70	5.0-12	1.0-5		2	0-0	0-0	1	6	0	2-2	0	0	0	0	14
10/6/18	SYRACUSE	41	28	69	4.0-14	2.0-9		2	1-35	2-0	7	2	0	5-5	0	0	0	10	44
10/13/18	at Notre Dame	43	24	67	8.0-42	3.0-32		1	0-0	2-24	3	1	0	2-2	0	0	0	0	14
10/27/18	DUKE	51	20	71	6.0-18	2.0-12		1	1-5	0-0	6	5	0	5-5	0	1	1	0	54
11/2/18	at Virginia	30	32	62	7.0-54	5.0-46		3	1-0	0-0	0	4	0	2-2	0	0	0	0	23
11/10/18	VIRGINIA TECH	56	34	90	9.0-33	4.0-18		0	0-0	0-0	6	3	0	7-7	0	0	0	0	52
11/17/18	at Wake Forest	31	22	53	8.0-28	2.0-11		0	0-0	2-25	1	7	0	4-5	0	0	0	7	34
11/24/18	at Miami (FL)	26	18	44	1.0-4	1.0-4		2	2-0	0-0	1	5	0	0-0	0	0	0	0	3
12/1/18	vs Clemson	25	40	65	5.0-14	1.0-6		0	0-0	0-0	0	5	0	1-1	0	0	0	0	10
12/31/18	vs Stanford	35	10	45	5.0-29	3.0-26		2	0-0	0-0	3	6	0	1-1	0	0	0	0	13
Pitt		553	324	877	85.0-358	32.0-228		19	9-60	9-148	45	51	0	40-42	0	1	1	30	359
		529	357	886	92.0-396	33.0-243		11	10-17	6-98	51	33	1	46-47	0	1	1	68	389

Date	Opponent	Punting										Field Goals			Kickoffs				
		no.	yds	avg	long	blkd	tb	fc	50+	i20		md-att	long	blkd	no.	yds	avg	tb	ob
9/1/18	ALBANY	2	93	46.5	56	0	0	0	1	2		0-0	0	0	6	390	65.0	5	0
9/8/18	PENN STATE	6	202	33.7	42	0	0	1	0	0		0-1	0	0	3	180	60.0	0	0
9/15/18	GEORGIA TECH	6	234	39.0	45	0	0	3	0	2		1-1	33	0	5	325	65.0	5	0
9/22/18	at North Carolina	6	215	35.8	46	0	0	2	0	1		0-0	0	0	6	389	64.8	5	1
9/29/18	at UCF	6	248	41.3	49	0	0	1	0	1		0-0	0	0	3	195	65.0	3	0
10/6/18	SYRACUSE	5	210	42.0	52	0	0	0	1	2		3-3	55	0	8	490	61.2	6	0
10/13/18	at Notre Dame	4	167	41.8	50	0	1	1	1	0		0-2	0	0	3	195	65.0	3	0
10/27/18	DUKE	2	66	33.0	38	0	0	0	0	0		3-3	54	0	10	590	59.0	1	0
11/2/18	at Virginia	4	187	46.8	51	0	1	0	1	1		1-1	53	0	5	312	62.4	2	0
11/10/18	VIRGINIA TECH	1	50	50.0	50	0	0	0	1	0		1-1	48	0	9	525	58.3	2	0
11/17/18	at Wake Forest	5	258	51.6	71	0	1	0	2	2		0-0	0	0	6	383	63.8	4	1
11/24/18	at Miami (FL)	12	520	43.3	73	0	0	4	3	5		1-1	40	0	2	130	65.0	2	0
12/1/18	vs Clemson	9	382	42.4	52	0	0	1	3	2		1-1	37	0	3	195	65.0	3	0
12/31/18	vs Stanford	6	235	39.2	58	0	1	1	1	1		2-3	29	0	4	250	62.5	3	0
Pitt		74	3067	41.4	73	0	4	14	14	19		13-17	55	0	73	4549	62.3	44	2
		66	2758	41.8	63	0	4	19	13	25		13-17	54	0	77	4548	59.1	40	2

The Automated ScoreBook
Pitt Opponent Game-by-Game (as of Jan 23, 2019)
All games

OPPONENT STATISTICS

Date	Opponent	Rushing				Receiving				Passing				Kick Returns				Punt Returns				tot off	
		no.	yds	td	lg	no.	yds	td	lg	cmp	att	int	yds	td	lg	no.	yds	td	lg	no.	yds		td
9/1/18	ALBANY	28	60	0	23	18	263	1	40	18-29-2	263	1	40	1	21	0	21	0	0	0	0	0	323
9/8/18	PENN STATE	33	211	3	41	15	179	3	34	15-31-0	179	3	34	3	73	0	28	2	38	1	39	390	
9/15/18	GEORGIA TECH	56	320	3	42	6	66	0	20	6-15-1	66	0	20	0	0	0	0	2	22	0	15	386	
9/22/18	at North Carolina	40	173	3	37	22	313	2	47	22-31-0	313	2	47	0	0	0	0	3	-2	0	2	486	
9/29/18	at UCF	45	240	2	23	18	328	4	71	18-34-0	328	4	71	0	0	0	0	3	22	0	12	568	
10/6/18	SYRACUSE	42	177	3	29	18	195	1	42	18-38-2	195	1	42	1	15	0	15	2	17	0	19	372	
10/13/18	at Notre Dame	38	80	0	22	26	264	2	35	26-32-2	264	2	35	0	0	0	0	2	12	0	7	344	
10/27/18	DUKE	34	223	2	60	27	396	4	74	27-43-0	396	4	74	9	163	0	35	0	0	0	0	619	
11/2/18	at Virginia	26	44	0	22	17	205	1	42	17-24-0	205	1	42	3	73	0	37	3	19	0	8	249	
11/10/18	VIRGINIA TECH	48	192	0	39	23	240	3	29	23-38-0	240	3	29	7	147	0	45	1	2	0	2	432	
11/17/18	at Wake Forest	28	79	0	14	15	206	1	30	15-30-2	206	1	30	1	23	0	23	2	17	0	16	285	
11/24/18	at Miami (FL)	32	293	2	64	6	52	0	11	6-24-0	52	0	11	0	0	0	0	3	71	1	65	345	
12/1/18	vs Clemson	35	301	4	75	12	118	2	38	12-24-0	118	2	38	0	0	0	0	5	0	0	9	419	
12/31/18	vs Stanford	34	103	2	16	6	105	0	49	6-17-0	105	0	49	1	17	0	17	3	4	0	5	208	
Opponents		519	2496	24	75	229	2930	24	74	229-410-9	2930	24	74	26	532	0	45	31	222	2	65	5426	
		571	3191	30	97	182	1985	12	78	182-316-6	1985	12	78	26	634	2	99	20	157	1	86	5176	

Games: 14 • Avg/rush: 4.8 • Avg/catch: 12.8 • Pass effic: 130.81 • KR avg: 20.5 • PR avg: 7.2 • All purpose avg/game: 448.4 • Total offense avg/gm: 387.6

Date	Opponent	Tackles				Sacks no-yds	Fumble		Pass Defense			blkd kick	PAT Attempts			off		
		ua	a	total	tfl-yds		ff	fr-yds	int-yds	qbh	brup		kick	rush	rcv	saf	t/o	pts
9/1/18	ALBANY	36	26	62	1.0-7	0.0-0	1	1-0	1-0	5	2	0	1-1	0	0	0	0	7
9/8/18	PENN STATE	50	30	80	10.0-48	4.0-31	1	2-0	1-0	4	2	0	7-7	0	0	1	14	51
9/15/18	GEORGIA TECH	34	10	44	3.0-4	0.0-0	1	0-0	1-42	2	3	0	1-2	0	0	0	6	19
9/22/18	at North Carolina	40	26	66	5.0-51	3.0-36	1	1-0	0-0	5	1	0	5-5	0	0	0	3	38
9/29/18	at UCF	32	32	64	9.0-24	3.0-15	0	0-0	1-25	5	5	0	6-6	0	0	0	7	45
10/6/18	SYRACUSE	39	26	65	7.0-38	3.0-24	2	2-0	1-0	5	0	0	4-4	0	0	0	10	37
10/13/18	at Notre Dame	40	16	56	3.0-20	1.0-14	0	0-0	0-0	10	5	0	1-1	0	0	0	0	19
10/27/18	DUKE	47	18	65	5.0-8	1.0-1	1	0-0	0-0	4	1	0	6-6	0	0	0	0	45
11/2/18	at Virginia	22	46	68	7.0-24	4.0-19	1	0-0	0-0	0	1	0	1-1	0	0	0	0	13
11/10/18	VIRGINIA TECH	28	6	34	8.0-25	1.0-8	1	1-0	0-0	1	0	0	2-2	0	1	0	7	22
11/17/18	at Wake Forest	43	38	81	5.0-17	2.0-12	0	0-0	0-0	1	3	1	1-1	0	0	0	0	13
11/24/18	at Miami (FL)	42	23	65	14.0-70	6.0-46	1	1-0	0-0	1	3	0	3-3	0	0	0	0	24
12/1/18	vs Clemson	37	34	71	9.0-35	3.0-20	1	2-17	1-31	3	2	0	6-6	0	0	0	21	42
12/31/18	vs Stanford	39	26	65	6.0-25	2.0-17	0	0-0	0-0	5	5	0	2-2	0	0	0	0	14
Opponents		529	357	886	92.0-396	33.0-243	11	10-17	6-98	51	33	1	46-47	0	1	1	68	389
		553	324	877	85.0-358	32.0-228	19	9-60	9-148	45	51	0	40-42	0	1	1	30	359

		Punting										Field Goals			Kickoffs				
Date	Opponent	no.	yds	avg	long	blkd	tb	fc	50+	i20	md-att	long	blkd	no.	yds	avg	tb	ob	
9/1/18	ALBANY	5	181	36.2	42	0	0	1	0	2	0-0	0	0	2	109	54.5	0	0	
9/8/18	PENN STATE	5	213	42.6	52	0	0	1	2	4	0-1	0	0	8	408	51.0	2	1	
9/15/18	GEORGIA TECH	4	165	41.2	47	0	1	2	0	1	0-1	0	0	4	211	52.8	3	1	
9/22/18	at North Carolina	4	182	45.5	50	0	0	0	1	2	1-2	37	0	7	452	64.6	3	0	
9/29/18	at UCF	2	98	49.0	53	0	0	0	1	0	1-1	21	0	8	444	55.5	3	0	
10/6/18	SYRACUSE	5	207	41.4	53	0	0	4	1	0	3-3	54	0	8	470	58.8	6	0	
10/13/1	at Notre Dame	3	140	46.7	49	0	1	1	0	2	2-2	41	0	5	315	63.0	3	0	
10/27/1	DUKE	2	79	39.5	41	0	0	0	0	1	1-1	25	0	8	437	54.6	2	0	
11/2/18	at Virginia	4	179	44.8	53	0	0	1	1	3	2-2	42	0	4	249	62.2	2	0	
11/10/1	VIRGINIA TECH	4	163	40.8	47	0	1	2	0	1	0-1	0	0	4	258	64.5	3	0	
11/17/1	at Wake Forest	5	214	42.8	54	0	0	1	1	2	2-2	32	0	4	260	65.0	3	0	
11/24/1	at Miami (FL)	7	285	40.7	56	0	0	2	1	3	1-1	37	0	5	304	60.8	4	0	
12/1/18	vs Clemson	7	251	35.9	63	0	1	1	1	1	0-0	0	0	7	436	62.3	3	0	
12/31/1	vs Stanford	9	401	44.6	57	0	0	3	4	3	0-0	0	0	3	195	65.0	3	0	
Opponents		66	2758	41.8	63	0	4	19	13	25	13-17	54	0	77	4548	59.1	40	2	
		74	3067	41.4	73	0	4	14	14	19	13-17	55	0	73	4549	62.3	44	2	

The Automated ScoreBook
Pitt Game Superlatives (as of Jan 23, 2019)
All games

INDIVIDUAL GAME HIGHS

Rushes	24	Qadree Ollison vs Syracuse (10/6/18)
Yards Rushing	235	Qadree Ollison vs Virginia Tech (11/10/18)
TD Rushes	3	Darrin Hall at Virginia (11/2/18)
	3	Qadree Ollison vs Virginia Tech (11/10/18)
Long Rush	97	Qadree Ollison vs Virginia Tech (11/10/18)
Pass attempts	33	Kenny Pickett at North Carolina (9/22/18)
Pass completions	23	Kenny Pickett at Wake Forest (11/17/18)
Yards Passing	316	Kenny Pickett at Wake Forest (11/17/18)
TD Passes	3	Kenny Pickett at Wake Forest (11/17/18)
Long Pass	78	Kenny Pickett vs Virginia Tech (11/10/18)
Receptions	7	Maurice Ffrench at North Carolina (9/22/18)
Yards Receiving	105	Taysir Mack at Wake Forest (11/17/18)
TD Receptions	2	Rafael Araujo-Lopes vs Albany (9/1/18)
	2	Maurice Ffrench vs Duke (10/27/18)
Long Reception	78	Maurice Ffrench vs Virginia Tech (11/10/18)
Field Goals	3	Alex Kessman vs Syracuse (10/6/18)
	3	Alex Kessman vs Duke (10/27/18)
Long Field Goal	55	Alex Kessman vs Syracuse (10/6/18)
Punts	12	Kirk Christodoulou at Miami (FL) (11/24/18)
Punting Avg	51.6	Kirk Christodoulou at Wake Forest (11/17/18)
Long Punt	73	Kirk Christodoulou at Miami (FL) (11/24/18)
Punts inside 20	5	Kirk Christodoulou at Miami (FL) (11/24/18)
Long Punt Return	86	Rafael Araujo-Lopes at UCF (9/29/18)
Long Kickoff Return	99	Maurice Ffrench at Notre Dame (10/13/18)
Tackles	14	Damar Hamlin vs Syracuse (10/6/18)
Sacks	2.5	Dewayne Hendrix at Virginia (11/2/18)
Tackles For Loss	2.5	Quintin Wirginis vs Penn State (9/8/18)
	2.5	Dewayne Hendrix at Virginia (11/2/18)
	2.5	Rashad Weaver at Virginia (11/2/18)
Interceptions	1	Damar Hamlin vs Albany (9/1/18)
	1	Damarri Mathis vs Albany (9/1/18)
	1	Phillipie Motley vs Georgia Tech (9/15/18)
	1	Therran Coleman vs Syracuse (10/6/18)
	1	Amir Watts vs Syracuse (10/6/18)
	1	Jazzee Stocker at Notre Dame (10/13/18)
	1	Jason Pinnock at Notre Dame (10/13/18)
	1	Damar Hamlin at Wake Forest (11/17/18)
	1	Jason Pinnock at Wake Forest (11/17/18)

The Automated ScoreBook
Pitt Game Superlatives (as of Jan 23, 2019)
All games

TEAM GAME HIGHS

Rushes	52	vs Penn State (9/8/18)
	52	vs Duke (10/27/18)
Yards Rushing	492	vs Virginia Tech (11/10/18)
Yards Per Rush	13.7	vs Virginia Tech (11/10/18)
TD Rushes	6	vs Virginia Tech (11/10/18)
Pass attempts	33	at North Carolina (9/22/18)
Pass completions	23	at Wake Forest (11/17/18)
Yards Passing	316	at Wake Forest (11/17/18)
Yards Per Pass	14.7	vs Virginia Tech (11/10/18)
TD Passes	3	at Wake Forest (11/17/18)
Total Plays	77	at Wake Forest (11/17/18)
Total Offense	654	vs Virginia Tech (11/10/18)
Yards Per Play	13.9	vs Virginia Tech (11/10/18)
Points	54	vs Duke (10/27/18)
Sacks By	5	vs Albany (9/1/18)
	5	at Virginia (11/2/18)
First Downs	29	vs Duke (10/27/18)
Penalties	14	vs Penn State (9/8/18)
Penalty Yards	125	at UCF (9/29/18)
Turnovers	3	vs Penn State (9/8/18)
	3	vs Syracuse (10/6/18)
	3	vs Clemson (12/1/18)
Interceptions By	2	vs Albany (9/1/18)
	2	vs Syracuse (10/6/18)
	2	at Notre Dame (10/13/18)
	2	at Wake Forest (11/17/18)
Punts	12	at Miami (FL) (11/24/18)
Punting Avg	51.6	at Wake Forest (11/17/18)
Long Punt	73	at Miami (FL) (11/24/18)
Punts inside 20	5	at Miami (FL) (11/24/18)
Long Punt Return	86	at UCF (9/29/18)

The Automated ScoreBook
Pitt Game Superlatives (as of Jan 23, 2019)
All games

OPPONENT INDIVIDUAL GAME HIGHS

Rushes	28	Marshall, T., vs Georgia Tech (9/15/18)
Yards Rushing	168	Homer, T, at Miami (FL) (11/24/18)
TD Rushes	2	Marshall, T., vs Georgia Tech (9/15/18)
	2	Williams, A, at North Carolina (9/22/18)
	2	MILTON, M., at UCF (9/29/18)
	2	Howard, J., vs Syracuse (10/6/18)
	2	Harris, Q, vs Duke (10/27/18)
	2	ETIENNE, vs Clemson (12/1/18)
	2	Scarlett,C, vs Stanford (12/31/18)
Long Rush	75	ETIENNE, vs Clemson (12/1/18)
Pass attempts	42	Jones, D, vs Duke (10/27/18)
Pass completions	27	Jones, D, vs Duke (10/27/18)
Yards Passing	396	Jones, D, vs Duke (10/27/18)
TD Passes	4	MILTON, M., at UCF (9/29/18)
	4	Jones, D, vs Duke (10/27/18)
Long Pass	74	Jones, D, vs Duke (10/27/18)
Receptions	9	Dev Holmes, vs Albany (9/1/18)
	9	Rahming, T.J., vs Duke (10/27/18)
Yards Receiving	148	Dev Holmes, vs Albany (9/1/18)
TD Receptions	2	Rahming, T.J., vs Duke (10/27/18)
	2	Kumah, E, vs Virginia Tech (11/10/18)
	2	HIGGINS, vs Clemson (12/1/18)
Long Reception	74	Jackson, D, vs Duke (10/27/18)
Field Goals	3	Szmyt, A., vs Syracuse (10/6/18)
Long Field Goal	54	Szmyt, A., vs Syracuse (10/6/18)
Punts	9	Bailey,J, vs Stanford (12/31/18)
Punting Avg	49.0	LOUDERMILK, Mac, at UCF (9/29/18)
Long Punt	63	SPIERS, vs Clemson (12/1/18)
Punts inside 20	4	Gillikin, Blake, vs Penn State (9/8/18)
Long Punt Return	65	Dallas, D, at Miami (FL) (11/24/18)
Long Kickoff Return	45	Peoples, S, vs Virginia Tech (11/10/18)
Tackles	13	Levi Metheny, vs Albany (9/1/18)
Sacks	2.5	Jackson, J, at Miami (FL) (11/24/18)
Tackles For Loss	4.0	Robinson, A., vs Syracuse (10/6/18)
Interceptions	1	Neven Sussman, vs Albany (9/1/18)
	1	Oruwariye, A., vs Penn State (9/8/18)
	1	Rivera, M., vs Georgia Tech (9/15/18)
	1	GRANT, Richie, at UCF (9/29/18)
	1	Fredrick, C., vs Syracuse (10/6/18)
	1	TERRELL, vs Clemson (12/1/18)

The Automated ScoreBook
Pitt Game Superlatives (as of Jan 23, 2019)
All games

OPPONENT TEAM GAME HIGHS

Rushes	56	vs Georgia Tech (9/15/18)
Yards Rushing	320	vs Georgia Tech (9/15/18)
Yards Per Rush	9.2	at Miami (FL) (11/24/18)
TD Rushes	4	vs Clemson (12/1/18)
Pass attempts	43	vs Duke (10/27/18)
Pass completions	27	vs Duke (10/27/18)
Yards Passing	396	vs Duke (10/27/18)
Yards Per Pass	10.1	at North Carolina (9/22/18)
TD Passes	4	at UCF (9/29/18)
	4	vs Duke (10/27/18)
Total Plays	86	vs Virginia Tech (11/10/18)
Total Offense	619	vs Duke (10/27/18)
Yards Per Play	8.0	vs Duke (10/27/18)
Points	51	vs Penn State (9/8/18)
Sacks By	6	at Miami (FL) (11/24/18)
First Downs	31	at UCF (9/29/18)
Penalties	10	at Virginia (11/2/18)
Penalty Yards	80	at Virginia (11/2/18)
Turnovers	3	vs Syracuse (10/6/18)
Interceptions By	1	vs Albany (9/1/18)
	1	vs Penn State (9/8/18)
	1	vs Georgia Tech (9/15/18)
	1	at UCF (9/29/18)
	1	vs Syracuse (10/6/18)
	1	vs Clemson (12/1/18)
Punts	9	vs Stanford (12/31/18)
Punting Avg	49.0	at UCF (9/29/18)
Long Punt	63	vs Clemson (12/1/18)
Punts inside 20	4	vs Penn State (9/8/18)
Long Punt Return	65	at Miami (FL) (11/24/18)

Pitt Inside Opponent Red-Zone

Opponents Inside Pitt Red-Zone

			Times	Times	Total		Rush	Pass	FGs	Failed to score inside RZ					
Date	Opponent	Score	In RZ	Scored	Pts	TDs	TDs	TDs	Made	FGA	Down	Int	Fumb	Half	Game
9/1/18	ALBANY	W 33-7	3	1	7	1	0	1	0	0	0	1	0	0	0
9/8/18	PENN STATE	L 6-51	4	4	28	4	2	2	0	0	0	0	0	0	0
9/15/18	GEORGIA TECH	W 24-19	3	3	19	3	3	0	0	0	0	0	0	0	0
9/22/18	at North Carolina	L 35-38	5	4	24	3	2	1	1	1	0	0	0	0	0
9/29/18	at UCF	L 14-45	5	4	24	3	1	2	1	0	1	0	0	0	0
10/6/18	SYRACUSE	W 44-37	5	5	27	3	2	1	2	0	0	0	0	0	0
10/13/18	at Notre Dame	L 14-19	4	3	12	1	0	1	2	0	0	0	0	1	0
10/27/18	DUKE	W 54-45	6	5	31	4	2	2	1	0	0	0	1	0	0
11/2/18	at Virginia	W 23-13	1	1	3	0	0	0	1	0	0	0	0	0	0
11/10/18	VIRGINIA TECH	W 52-22	2	1	8	1	0	1	0	0	1	0	0	0	0
11/17/18	at Wake Forest	W 34-13	2	2	6	0	0	0	2	0	0	0	0	0	0
11/24/18	at Miami (FL)	L 3-24	3	2	10	1	1	0	1	0	1	0	0	0	0
12/1/18	vs Clemson	L 10-42	6	5	35	5	3	2	0	0	1	0	0	0	0
12/31/18	vs Stanford	L 13-14	3	2	14	2	2	0	0	0	0	0	0	1	0
Totals			52	42	248	31	18	13	11	1	5	1	1	2	0
42 of 52 (80.8%)															