



VIRGINIA

VIRGINIA ATHLETICS MEDIA RELATIONS
 295 Massie Road, Room 154
 Charlottesville, VA 22904
Men's Basketball Contact: Erich Bacher
OFFICE: (434) 982-5530 • **CELL:** (720) 318-5538
E-mail: bacher@virginia.edu
ON THE WEB: VirginiaSports.com
ON TWITTER: @UVMensHoops, @ErichJBacher

22 NCAA TOURNAMENT APPEARANCES • 2 NCAA FINAL FOUR BERTHS • 13 NIT APPEARANCES • 10 ALL-AMERICANS • 24 ALL-ACC FIRST TEAM SELECTIONS

GAME INFORMATION

Date / Time: Saturday, Jan. 5, 2019 / 3 p.m. ET
Site: Charlottesville, Va. / John Paul Jones Arena (14,623)
TV/Online: ESPN2/ACC Network Extra/WatchESPN
 Mike Corey (pxp) and Jimmy Dykes (analyst)
Radio: Virginia Sports Radio Network
 David Koehn (pxp), Jimmy Miller (analyst)
Satellite Radio: Sirius (84), XM (84), Internet (84)
Live Stats/Twitter: VirginiaSports.com / @UVMensHoops
Virginia vs. Florida State: 24-24
Charlottesville: 14-9 (4-4 John Paul Jones Arena)
Tallahassee: 8-15 (8-15 Tucker Center)
Neutral: 2-0
First Meeting: Jan. 4, 1992 (W, 77-68 OT in Tallahassee)
Last Meeting: Feb. 7, 2018 (W, 59-55 in Tallahassee)
Winning Streak: Virginia, 1 game



[4/2] VIRGINIA CAVALIERS (12-0, 0-0 ACC)

Head Coach: Tony Bennett (Green Bay, 1992)
 Record at UVA: 231-86 (10th season), Career Record: 300-119 (13th season)

VS.



[9/9] FLORIDA STATE SEMINOLES (12-1, 0-0 ACC)

Head Coach: Leonard Hamilton (Tennessee-Martin, 1971)
 Record at Florida State: 317-209 (17th season), Career Record: 517-419 (31st season)

FOR OPENERS

- Virginia opens its 66th season of ACC action.
- UVA head coach Tony Bennett recorded his 300th career win against Marshall in the Cavaliers' last game of 2018.
- The Cavaliers have started 12-0 for the first time since starting 19-0 in 2014-15.
- UVA is 2-0 vs. ranked foes in 2018-19 (Wisconsin and Maryland).
- UVA was picked to finish second in the ACC preseason poll, while Florida State was picked to finish seventh.

ACC OPENERS

- The Cavaliers have a 10-game winning streak in ACC openers and are 9-0 in ACC openers under head coach Tony Bennett.
- Virginia is 30-35 all-time in ACC openers.
- The Cavaliers posted a 59-58 win against Boston College in last year's ACC season opener at John Paul Jones Arena.

ALL-TIME VS. FLORIDA STATE

- Virginia is 24-24 all-time vs. Florida State in a series that began in 1991-92.
- In 2017-18, UVA ended a two-game losing streak against the Seminoles with a 59-55 win in the only meeting between the teams.
- Virginia has won six of the last eight meetings between the teams.
- UVA has limited Florida State to fewer than 70 points in each of the last 15 meetings between the teams.
- Head coach Tony Bennett is 7-7 all-time vs. Florida State.

LAST TIME VS. THE SEMINOLES

- Devon Hall scored 17 points, Ty Jerome added 15 and then-No. 2 Virginia rallied in the second half to beat Florida State 59-55 on Feb. 7, 2018.
- Kyle Guy scored 10 of his 13 points in the final 20 minutes as the Cavaliers fought back from a 32-22 halftime deficit to remain unbeaten in the ACC.
- Virginia was 5 of 10 on 3-pointers in the second half and committed just one turnover.
- Virginia (23-1) was the third team since 2000-01 to win its first 12 ACC games, joining North Carolina (2000-01) and Miami (2012-13).
- The Seminoles shot 40 percent from the field (18 of 45) and made only two of their last 12.
- MJ Walker paced FSU with 10 points, and Phil Cofer added nine.

UVA RANKED NO. 4 IN AP POLL

- Virginia is ranked No. 4 in the latest AP poll.
- The Cavaliers have been ranked in the top six in the AP poll for nine consecutive weeks.
- UVA has been ranked in the AP poll for 25 straight weeks and has been ranked in the top 10 in each of the past 20 polls.
- UVA was ranked No. 5 in the preseason polls and has been ranked in the top 10 in the preseason rankings in four of the past five seasons.
- In 2017-18, Virginia became the fourth team in the Top 25 era to earn a No. 1 ranking after being unranked in the preseason.

UVA IN THE NATIONAL STATISTICAL RANKINGS

- As of Jan. 4, UVA ranks first nationally in scoring defense (51.4 ppg), turnovers per game (8.6), fewest turnovers (103) and winning percentage (100%), second in 3-point field goal percentage defense (24.7%), assist-to-turnover ratio (1.76), fourth in scoring margin (23.3), seventh in free throw percentage (78.1%), 12th in field goal percentage defense (37.6%), 13th in turnover margin (4.8), 14th in fewest fouls (185), 25th in personal fouls per game (15.2) and 30th in 3-point field goal percentage (39.1%).

GUY, JEROME AND HUNTER AMONG ACC LEADERS

- As of Jan. 4, Kyle Guy ranks first in the ACC in 3-pointers (3.0), fifth in 3-point percentage (45.6%), ninth in minutes (32.8) and 12th in scoring (15.4).
- Ty Jerome ranks third in assist-to-turnover ratio (2.7), sixth in steals (2.1) and assists (4.3), eighth in 3-point percentage (41.5%), 19th in scoring (14.2) and 22nd in minutes (30.7).
- De'Andre Hunter ranks fifth in field goal percentage (53.6%), seventh in free throw percentage (82.7%) and 16th in scoring (14.5).

LAST TIME OUT

- Kyle Guy scored a career-high 30 points to lead No. 4 Virginia to a 100-64 win over Marshall on Dec. 31.
- Guy added career highs in 3-pointers (7) and rebounds (8) as the Cavaliers hit the century mark for the first time under Tony Bennett.
- Ty Jerome chipped in 14 points and Jay Huff added a season-high 14 points and career-high eight rebounds.
- Manager Grant Kersey sank a 3-pointer at the buzzer to give Virginia its 100th point against Marshall.
- UVA shot 53.2 percent from the field, 44.4 percent from 3-point range and 84.6 percent from the charity stripe to improve to 12-0.

2018-19 SCHEDULE/RESULTS - 12-0, 0-0 ACC

Date	Opponent	TV	Time/Result
Nov. 6	[5] TOWSON	ACCNE	W, 73-42
Nov. 11	[5] GEORGE WASH.	ACCNE	W, 76-57
Nov. 16	[4] COPPIN STATE	ACCNE	W, 97-40
Nov. 21	[4] Middle Tenn. ^	ESPN2	W, 74-52
Nov. 22	[4] Dayton ^	ESPN	W, 66-59
Nov. 23	[4] Wisconsin (25) ^	ESPN	W, 53-46
Nov. 28	[4] at Maryland (24) %	ESPN	W, 76-71
Dec. 3	[4] MORGAN STATE	ACCNE	W, 83-45
Dec. 9	[4] VCU	RSN	W, 57-49
Dec. 19	[5] at South Carolina	SEC	W, 69-52
Dec. 22	[5] WILLIAM & MARY	ACCNE	W, 72-40
Dec. 31	[4] MARSHALL	RSN	W, 100-64
Jan. 5	[4] FLORIDA STATE (9) *	ESPN2	3 p.m.
Jan. 9	at Boston College *	ESPNU	9 p.m.
Jan. 12	at Clemson *	Raycom	Noon
Jan. 15	VIRGINIA TECH *	Raycom	8 p.m.
Jan. 19	at Duke *	ESPN	6 p.m.
Jan. 22	WAKE FOREST *	RSN	9 p.m.
Jan. 26	at Notre Dame *	CBS	1 p.m.
Jan. 29	at NC State *	ESPN/2	7 p.m.
Feb. 2	MIAMI *	Raycom	2 p.m.
Feb. 9	DUKE *	ESPN/2	6 p.m.
Feb. 11	at North Carolina *	ESPN	7 p.m.
Feb. 16	NOTRE DAME *	Raycom	2 p.m.
Feb. 18	at Virginia Tech *	ESPN	7 p.m.
Feb. 23	at Louisville *	Raycom	Noon
Feb. 27	GEORGIA TECH *	ESPN2/U	7 p.m.
Mar. 2	PITT *	Raycom	2 p.m.
Mar. 4	at Syracuse *	ESPN	7 p.m.
Mar. 9	LOUISVILLE *	ESPN/2	4/6/8 p.m.
Mar. 12-16	at ACC Tournament	TBA	TBA

HOME GAMES IN BOLD CAPS

All Times Eastern
 ^ - Battle 4 Atlantis, Nassau, Bahamas; % - ACC/Big Challenge
 * - ACC game

PRONUNCIATION GUIDE

FRANCESCO BADOCCHI Fran-CHESS-co Bah-Dokey
 MAMADI DIAKITE Mama-DEE, DEE-ah-KEE-tay
 KIHEI CLARK KEY-HEY

VIRGINIA'S STARTING LINEUP VS. MARSHALL (12/31/18)

Pos. No.	Player (Hometown)	Yr.	Ht.	Wt.	PPG	RPG	2018-19 NOTES
G 5	Kyle Guy (Indianapolis, Ind.)	Jr.	6-2	175	15.4	4.0	Averaging 18.7 ppg over last 6 games
G 11	Ty Jerome (New Rochelle, N.Y.)	Jr.	6-5	195	14.2	4.3(a)	Three 20-point games; 4.3 rpg/2.1 spg
G 12	De'Andre Hunter (Philadelphia, Pa.)	R-So.	6-7	225	14.5	5.0	10+ points in 10 games; 53.6 FG%; Battle 4 Atlantis MVP
F 25	Mamadi Diakite (Guinea, Africa)	R-Jr.	6-9	228	6.5	3.1	7.8 ppg over last 4 games; Team-high 10 blocks in 18-19
C 33	Jack Salt (Auckland, New Zealand)	R-Sr.	6-10	250	4.2	4.6	Career-best four assists vs. Marshall; 12p & 9r at USC
OFF THE BENCH							
G 0	Kihe Clark (Woodland Hills, Calif.)	Fr.	5-9	155	5.1	2.2(a)	UVA's best on-ball defender has 2.4 assist-to-turnover ratio
G 2	Braxton Key (Charlotte, N.C.)	Jr.	6-8	225	6.3	5.4	UVA's top rebounder; 6+ boards in 7 games
F 30	Jay Huff (Durham, N.C.)	R-So.	7-1	232	4.7	2.6	Season-high 14 points & career-high 8 rebs vs. Marshall
G 24	Marco Anthony (San Antonio, Texas)	So.	6-4	212	1.5	0.9	10 assists & 3 turnovers in 10 games
G 23	Kody Stattman (Queensland, Au.)	Fr.	6-7	187	3.1	0.9	Played 7 games; 9 points vs. Morgan State

VIRGINIA HEAD COACH TONY BENNETT

- Three-time National and ACC Coach of the Year Tony Bennett has a 231-86 (.729) mark in 10 seasons at Virginia and 300-119 (.716) career mark in 13 seasons.
- Bennett became the 80th active Division I head coach to win his 300th career game against Marshall on Dec. 31, 2018.
- In 2017-18, Bennett led Virginia to its eighth ACC regular-season title, third ACC Tournament championship, school-record 31 wins, ACC-record 17 league wins and ACC-record 9-0 mark on the road.
- Bennett was named the USBWA Henry Iba National Coach of the Year for the third time to rank second all-time behind legendary John Wooden, who captured the award six times.
- Bennett also earned Division I National Coach of the Year honors from the AP, USA Today and NABC.
- He has led UVA to outright ACC regular-season and tournament championships in the same season two times (2014 and 2018).
- Bennett has guided UVA to five straight NCAA Tournament appearances for the first time in school history and has led UVA to a school-record six straight seasons with 23 or more wins.
- Bennett is the sixth coach in ACC history to win at least three outright ACC regular-season titles (Frank McGuire, Vic Bubas, Dean Smith, Mike Krzyzewski and Roy Williams).
- Bennett has led UVA to a school-best 16 or more ACC wins in three of the last five seasons and a school-record six straight seasons with 11 or more ACC wins.
- He has led UVA to a school-best seven straight 20-win seasons.
- Bennett guided UVA to a school-record 89 wins over three seasons from 2014-16, eclipsing 88 wins from 1981-83.
- Bennett has led UVA to seven consecutive postseason tournaments (NCAA in 2012, 2014, 2015, 2016, 2017 and 2018 and NIT in 2013).
- In 2015-16, Bennett led UVA to its first NCAA Elite Eight appearance since 1995 with 29 wins.
- Bennett was named 2015 USBWA National Coach of the Year and ACC Coach of the Year after leading Virginia to a then-school-record tying 30 wins and its second consecutive ACC regular-season title.
- Bennett led the Cavaliers to 30 wins in back-to-back seasons (2014-2015) for the first time in school history.
- UVA is 126-35 (.782) in non-conference action, 105-51 (.673) in ACC play and 135-25 (.844) at home under Tony Bennett.
- Bennett ranks sixth all-time in winning percentage at .673, among ACC head coaches with 100 or more ACC regular-season wins.

GETTING DEFENSIVE

- UVA ranks first nationally in scoring defense at 51.4 ppg.
- The Cavaliers have limited six opponents to fewer than 50 points (Coppin State, Morgan State, Towson, Wisconsin, VCU, William & Mary).
- UVA has held nine opponents to 40 percent or less shooting from the field and 10 opponents to 33 percent or less shooting from 3-point range.
- UVA has out-rebounded nine opponents.
- Bennett-coached teams have led the nation in scoring defense five times and finished in the top-five nationally in nine of 12 seasons.

HOW ARE THESE CAVALIERS?

- Virginia is led by the quartet of Ty Jerome, Kyle Guy, De'Andre Hunter and Jack Salt.
- Jerome, Guy and Hunter have started all 12 games, while Salt has started 11, missing the Coppin State game with back stiffness.
- Jerome, Guy or Hunter has led UVA in scoring in each of its 12 contests, accounting for 59 percent of the Cavaliers' scoring.
- Alabama transfer Braxton Key leads the team in rebounding (5.4), while Mamadi Diakite has averaged 6.5 points and 3.1 rebounds.
- Newcomer Kihei Clark has started four games and is second on the team in assists (2.6). Clark broke his left wrist against Morgan State, but hasn't missed a game while playing with a cast.
- Marco Anthony, Jay Huff, Kody Stattmann and Francesco Badocchi provide depth and Francisco Caffaro is redshirting the 2018-19 season.
- Manager Grant Kersey has appeared in six home games.

TYING US TOGETHER

- UVA floor general Ty Jerome is averaging a career-high 14.2 points, 4.3 rebounds, 4.3 assists, and 2.1 steals.
- Jerome has reached double figures in nine games, including three 20-points efforts, highlighted by a season-high 25 at South Carolina.
- Jerome is shooting a career-best 41.5 percent from 3-point range.

NATIONAL DEFENSIVE PPG RANKINGS UNDER BENNETT

Year	School	Pts/Gm	Rank
2006-07	Washington State	59.5	17th
2007-08	Washington State	56.4	3rd
2008-09	Washington State	55.4	1st
2009-10	Virginia	63.6	54th
2010-11	Virginia	62.4	36th
2011-12	Virginia	54.2	2nd
2012-13	Virginia	55.6	5th
2013-14	Virginia	55.7	1st
2014-15	Virginia	51.5	1st
2015-16	Virginia	60.1	2nd
2016-17	Virginia	56.4	1st
2017-18	Virginia	54.0	1st
2018-19	Virginia	51.4	1st

- Jerome is the first Cavalier to score 20 or more points in the first two games of a season since Sylvan Landesberg in 2008-09 (28 vs. VMI and 21 vs. USF).
- Jerome sank 10 of 14 3-pointers in UVA's first two games and is the first Cavalier to make 10 3-pointers in the first two games of a season since Curtis Staples (10 of 24) in 1997-98.
- Jerome was named to the Battle 4 Atlantis All-Tournament team.
- In 2017-18, Jerome earned All-ACC third-team honors after averaging 10.6 points and 3.9 assists.

THIS GUY GETS BUCKETS

- All-American Kyle Guy leads the team in scoring (15.4 ppg) and 3-pointers (36).
- Guy tallied career-highs in points (30), rebounds (8) and 3-pointers (7) against Marshall (12/31/18).
- He has scored 20 or more points eight times in his career, including 29 points at VCU (11/17/17) last season.
- Guy has shot 43.1 percent from 3-point range during his career and has made five or more 3-pointers in 10 games.
- Guy's 43.1 percent 3-point shooting ranks first on UVA's career list, edging Keith Freely's (2000-01) mark of 42.1 percent.
- Guy is 10th all-time at UVA with 170 career 3-pointers.
- In 2017-18, Guy reached double figures in 28 games and led the Cavaliers in scoring in 15 contests.
- Guy averaged 16.7 points to earn ACC Tournament MVP honors.

DRE'S WAY

- De'Andre Hunter has led UVA in scoring in six games, averaging 14.5 points and 5.0 rebounds.
- He earned Battle 4 Atlantis MVP honors and ACC Player of the Week accolades after averaging 19.3 points and 7.7 rebounds in the tournament.
- Hunter has three 20-point games in 2018-19 (Coppin State, Dayton and Wisconsin), matching a career-high 23 points against Dayton.
- Hunter recorded a career-high nine assists vs. Middle Tennessee.
- Hunter recorded his second career double-double with 13 points and 10 rebounds vs. Towson.
- He is shooting 53.6 percent from the floor, 42.3 percent from 3-point range and 82.7 percent from the charity stripe.
- Hunter averaged 9.2 points and 3.5 rebounds in 2017-18.
- Hunter reached double figures in 16 games, including a career-high 23 against Monmouth and ACC-high 22 against Miami.
- Hunter fractured his left wrist during the ACC Tournament and missed the NCAA Tournament.

HOLDING FOES UNDER 50

- Virginia has held six opponents (6-0) to fewer than 50 points and is 82-2 when achieving the mark in the Tony Bennett era.
- Bennett-coached teams are 107-3 when holding opponents to fewer than 50 points (25-1 in three years at Washington State).
- UVA is 23-0 under Bennett when limiting foes to 40 or fewer points.

RECORDS WATCH

- Kyle Guy ranks first on UVA's career 3-point percentage at 43.1 percent, while Ty Jerome is fifth at 39.3 percent.
- Guy has drilled 170 of 394 career 3-point attempts and needs 10 3-pointers to pass John Crotty for ninth on UVA's all-time list.
- Ty Jerome reached 100 career 3-pointers with a pair against Dayton.



**HEAD COACH
TONY BENNETT**
10TH SEASON

PERSONAL

Birthdate: June 1, 1969
Birthplace: Clintonville, Wis.

Family: wife, Laurel; daughter, Anna; son, Eli

EDUCATION

College: Green Bay, 1992

COACHING EXPERIENCE

- 1999-00 Wisconsin (staff volunteer)
- 2000-01 Wisconsin (assistant coach)
- 2003-04 Washington State (assistant coach)
- 2004-06 Washington State (associate head coach)
- 2006-09 Washington State (head coach)
- 2009- Virginia (head coach)

THE BENNETT RECORD

Year	School	Record (Conf)	Postseason
2006-07	Washington St.	26-8 (13-5)	NCAA 2nd Round
2007-08	Washington St.	26-9 (11-7)	NCAA Sweet 16
2008-09	Washington St.	17-16 (8-10)	NIT 1st Round
2009-10	Virginia	15-16 (5-11)	
2010-11	Virginia	16-15 (7-9)	
2011-12	Virginia	22-10 (9-7)	NCAA 2nd Round
2012-13	Virginia	23-12 (11-7)	NIT Quarterfinals
2013-14	Virginia	30-7 (16-2)	NCAA Sweet 16
2014-15	Virginia	30-4 (16-2)	NCAA Third Round
2015-16	Virginia	29-8 (13-5)	NCAA Elite Eight
2016-17	Virginia	23-11 (11-7)	NCAA 2nd Round
2017-18	Virginia	31-3 (17-1)	NCAA 1st Round
2018-19	Virginia	12-0 (0-0)	
Total	12 seasons	300-119	
Virginia	10th season	231-86	

BENNETT VS. 2018-19 OPPONENTS

Opponent	Career	Virginia
Boston College	8-4	8-4
Butler	1-0	1-0
Clemson	10-3	10-3
Coppin State	1-0	1-0
Dayton	1-0	1-0
Duke	3-9	3-9
Florida State	7-7	7-7
George Washington	2-1	2-1
Georgia Tech	11-2	11-2
Louisville	8-1	8-1
Marshall	1-0	1-0
Maryland	8-4	8-4
Miami	7-6	7-6
Middle Tennessee	1-0	1-0
Morgan State	3-0	3-0
North Carolina	8-8	8-7
NC State	11-2	11-2
Notre Dame	7-1	6-1
Pitt	7-2	7-1
South Carolina	1-0	1-0
Syracuse	5-2	5-2
Towson	2-0	2-0
VCU	3-1	3-1
Virginia Tech	12-6	12-6
Wake Forest	7-4	7-4
William & Mary	3-0	3-0
Wisconsin	3-1	3-1

NATIONAL RANKINGS

ASSOCIATED PRESS (Monday, Dec. 31)

1	Duke (35)	11-1	1530
2	Michigan (9)	13-0	1478
3	Tennessee (12)	11-1	1469
4	Virginia (4)	11-0	1428
5	Kansas (4)	11-1	1378
6	Nevada	13-0	1317
7	Gonzaga	12-2	1200
8	Michigan State	11-2	1146
9	Florida State	11-1	1063
10	Virginia Tech	11-1	934
11	Texas Tech	11-1	893
12	Auburn	11-2	820
13	Kentucky	10-2	799
14	Ohio State	12-1	769
15	North Carolina	9-3	744
16	Marquette	11-2	595
17	Mississippi State	12-1	572
18	NC State	12-1	424
19	Houston	13-0	368
20	Buffalo	12-1	353
21	Indiana	11-2	330
22	Wisconsin	10-3	250
23	Oklahoma	11-1	244
24	Nebraska	11-2	204
25	Iowa	11-2	182

Others receiving votes: Arizona State 116, Kansas State 61, Villanova 43, Seton Hall 24, TCU 20, Cincinnati 14, Iowa State 10, Florida 6, Purdue 6, Toledo 5, Louisville 3, North Texas 1, St. John's 1

USA TODAY COACHES (Monday, Dec. 31)

1	Duke (10)	11-1	759
2	Virginia (11)	11-0	757
3	Tennessee (7)	11-1	734
4	Michigan (4)	13-0	729
5	Nevada	13-0	655
6	Kansas	11-1	643
7	Michigan State	11-2	593
8	Gonzaga	12-2	577
9	Florida State	11-1	518
10	Virginia Tech	11-1	490
11	Texas Tech	11-1	442
12	Ohio State	12-1	413
13	Auburn	11-2	403
14	Kentucky	10-2	391
15	North Carolina	9-3	374
16	Mississippi State	12-1	299
17	Houston	13-0	233
18	Marquette	11-2	211
19	NC State	12-1	179
20	Buffalo	12-1	134
	Iowa	11-2	134
22	Indiana	11-2	128
23	Wisconsin	10-3	117
	Nebraska	11-2	117
25	Oklahoma	11-1	96

Others receiving votes: Arizona State 71, Villanova 37, Cincinnati 34, TCU 27, Kansas State 26, Iowa State 23, Seton Hall 18, Florida 12, UCF 9, Purdue 7, Furman 5, North Texas 3, St. John's 1, Toledo 1

2018-19 Opponents in Bold

THE ELECTRIC 70s, AWESOME 80s & DIVINE 90s

- Virginia has scored over 70 points in eight games and is 115-6 when scoring at least 70 points under Tony Bennett.
- UVA scored 100 points against Marshall for the first time under Tony Bennett and added 97 points against Coppin State.
- UVA is 4-0 all-time when scoring 90 or more points under Bennett.
- UVA is 29-1 when scoring 80 or more points under Bennett with its lone loss a 93-81 decision at North Carolina in 2012-13
- Bennett was 4-0 when scoring 80 or more points in three seasons as head coach at Washington State.

THREE CAVALIERS EARN PRESEASON ALL-ACC HONORS

- Kyle Guy joined preseason ACC Player of the Year Luke Maye (North Carolina), RJ Barrett (Duke), Tyus Battle (Syracuse) and Ky Bowman on the All-ACC first team.
- De'Andre Hunter and Ty Jerome were joined on the second team by Zion Williamson (Duke), Justin Robinson (Virginia Tech) and Marcquise Reed (Clemson).

WATCH ME NOW

- Ty Jerome (Bob Cousy Award), Kyle Guy (Jerry West Award) and De'Andre Hunter (Julius Erving Award) were named to Naismith Memorial Basketball Hall of Fame preseason award watch lists.
- Guy and Hunter are among 50 players to watch for the 2019 Citizen Naismith Trophy Men's Player of the Year honor and 20 players for the NABA Division I Player of the Year award.
- Hunter was named to the midseason watch list for the USBWA Oscar Robertson Player of the Year award.

CAVALIERS IN THE NBA

- Justin Anderson (Atlanta), Malcolm Brogdon (Milwaukee), Joe Harris (Brooklyn) and Mike Scott (Los Angeles) are former Cavaliers who are playing in the NBA this season.
- Brogdon, who earned NBA Rookie of the Year honors for Milwaukee in 2016-17, is in his third season with the Bucks.
- Scott is in his seventh season and Harris is in his fifth NBA season (third with Brooklyn), while Anderson is in his fourth season.
- Dallas head coach Rick Carlisle helped the Cavaliers to their last NCAA Final Four in 1984.

THERE'S NO PLACE LIKE HOME

- Virginia is 173-41 (.808), including a 7-0 mark in 2018-19, in 13 seasons at John Paul Jones Arena.
- UVA is 135-25 (.844), including a 100-10 (.909) mark the past seven seasons, at home under Tony Bennett.
- Virginia is an ACC-leading 49-5 (.907) in league home games over the past six seasons. Duke is second at 48-6 (.889).
- UVA has won 11 or more home games for nine straight seasons.
- UVA has a 16-game nonconference home winning streak
- UVA is 72-6 at home in nonconference action under Bennett.
- The Cavaliers have a nine-game winning streak at JPJ.

2018-19 UNIVERSITY OF VIRGINIA CAVALIERS

No.	Name	Pos.	Ht.	Wt.	Yr.	Hometown/High School [Previous College]
0	Kihei Clark	Fr.	G	5-9	155	Woodland Hills, Calif./Taft Charter
1	Francesco Badocchi	R-Fr.	F	6-7	205	Milan, Italy/Bishop Miege (Kan.)
2	Braxton Key	Jr.	G	6-8	225	Charlotte, N.C./Oak Hill Academy/Alabama
5	Kyle Guy **	Jr.	G	6-2	175	Indianapolis, Ind./Lawrence Central
10	Jayden Nixon	Fr.	G	6-3	189	Charlottesville, Va./Choate Rosemary Hall (Conn.)
11	Ty Jerome **	Jr.	G	6-5	195	New Rochelle, N.Y./Iona Prep
12	De'Andre Hunter *	R-So.	G	6-7	225	Philadelphia, Pa./Friends' Central School
22	Francisco Caffaro	Fr.	C	7-0	233	El Trebo, Sante Fe, Argentina/NBA Global Academy
23	Kody Stattmann	Fr.	G	6-7	187	Bentley Park, Queensland, Australia/St. Augustine's College
24	Marco Anthony *	So.	G	6-4	212	San Antonio, Texas/Holmes
25	Mamadi Diakite **	R-Jr.	F	6-9	228	Conakry, Guinea, Africa/Blue Ridge School (Va.)
30	Jay Huff *	R-So.	F	7-1	232	Durham, N.C./Voyager Academy
33	Jack Salt ***	R-Sr.	C	6-10	250	Auckland, New Zealand/Westlake
45	Austin Katstra *	So.	F	6-6	217	Charlottesville, Va./Albemarle

Head Coach: Tony Bennett (Green Bay '92/10th season)

Associate Head Coach: Jason Williford (Virginia '95/10th season)

Assistant Coaches: Brad Soderberg (UW-Stevens Point '85/4th season), Orlando Vandross (AIC '92/4th season)

Director of Recruiting/Player Development: Kyle Getter (Hanover College '01/1st season)

Director of Scouting/Recruiting: Larry Mangino (Montclair State '83/3rd season)

Director of Player Personnel: Johnny Carpenter (Virginia '13/4th season)

Associate AD for Men's Basketball: Ronnie Wideman (Washington State '06/10th season)

Strength and Conditioning Coach: Mike Curtis (Virginia '98/10th season); **Athletic Trainer:** Ethan Saliba (Kansas '79/36th season)

WORLD WIDE CAVALIERS

- Virginia and Maine lead the nation with current players from five different continents. In addition to North America, UVA is represented by Africa (Mamadi Diakite), Europe (Francesco Badocchi), South America (Francisco Caffaro) and Australia (Kody Stattmann).
- New Zealander Jack Salt gives the Cavaliers five foreign players.

VIRGINIA PICKED 2ND IN THE ACC

- Virginia was picked to finish second in the ACC preseason poll.
- The Cavaliers, who were picked sixth and finished first last season, have finished at or higher than their predicted finish in nine of the last 10 seasons.
- Duke was the preseason favorite, followed by UVA, North Carolina, Syracuse, Virginia Tech, Clemson, Florida State, NC State, Notre Dame, Miami, Louisville, Boston College, Georgia Tech, Wake Forest and Pitt.

UVA VS. RANKED OPPONENTS

- UVA is 33-31 against ranked opponents in the Tony Bennett era, including a 2-0 mark in 2018-19 and 5-1 record in 2017-18.
- UVA posted back-to-back wins vs. ranked opponents (Wisconsin and Maryland) for the first in the regular season since 1982 (Georgetown and Houston).
- The Cavaliers are 148-327 vs. ranked opponents since 1953-54.
- UVA's win over then-No. 4 Duke on Jan. 27 marked the Cavaliers first road win vs. a top-5 ranked foe since 1993 (77-69 over No. 3 Duke).
- UVA is 1-29 all-time vs. No. 1-ranked opponents (86-73 win vs. No. 1 North Carolina on Jan. 30, 1986).

50-40-75 CLUB

- Virginia is 33-0 when shooting at least 50 percent from the field, 40 percent from 3-point range and 75 percent from the free throw line in the same game under head coach Tony Bennett.
- UVA is 2-0 this season after achieving the mark against Coppin State (60%/60%/80%) and Marshall (53.2%/44.4%/84.6%)
- The Cavaliers were 5-0 last season when achieving the 50-40-75 mark (Austin Peay, VCU, Rhode Island, Davidson, NC State and Louisville).

UVA INKS MORSELL AND SHEDRICK

- Guard Casey Morsell (Fort Washington, Md./St. John's College High School) and forward Kadin Shedrick (Raleigh, N.C./Holly Springs High School) signed NLI's with the Cavaliers.
- The 6-3, 190-pound Morsell averaged 14 points and 4.3 rebounds for St. John's College High School (Washington, D.C.) in 2017-18.
- The 6-11, 200-pound Shedrick averaged 16.2 points and 9.8 for Holly Springs in 2017-18.

ON THE HORIZON

- No. 4 Virginia travels to Boston College on Wednesday, Jan. 9. Tipoff at Conte Forum in Chestnut Hill, Mass., is set for 9 p.m. on ESPN.



Official Basketball Box Score -- Game Totals -- Final Statistics

Towson vs Virginia
11/06/18 7:00 pm at

Towson 42 • 0-1

##	Player	Total			3-Ptr			Rebounds			PF	TP	A	TO	Blk	Stl	Min
		FG-FGA	FG-FGA	FT-FTA	FG-FGA	FG-FGA	FT-FTA	Off	Def	Tot							
20	Nakye Sanders	f	0-2	0-0	3-6	0	3	3	3	3	0	4	0	0	0	24	
44	Alex Thomas	f	0-2	0-1	3-4	1	2	3	4	3	0	1	0	0	0	26	
00	Tobias Howard	c	3-7	3-6	1-2	0	1	1	2	10	0	3	0	0	0	31	
23	Brian Fobbs	g	4-12	1-5	0-2	2	4	6	0	9	0	1	0	0	0	31	
25	Nicolas Timberlake	g	2-6	0-2	2-5	1	2	3	2	6	0	2	0	3	0	26	
03	Allen Betrand	g	0-2	0-0	0-0	0	1	1	1	0	0	0	0	0	0	15	
05	Jakigh Dottin	g	1-3	0-0	3-6	0	2	2	0	5	0	1	0	0	0	15	
10	Yagizhan Selcuk	g	0-2	0-0	0-0	1	1	2	0	0	0	0	0	0	0	4	
11	Dennis Tunstall	g	3-4	0-0	0-0	5	1	6	4	6	0	1	0	0	0	15	
13	Quinton Drayton	g	0-0	0-0	0-0	1	0	1	1	0	0	1	0	0	0	12	
22	Solomon Uyaelunmo	g	0-0	0-0	0-2	0	3	3	1	0	0	0	0	0	0	3	
32	Chris Caliguiran	g	0-1	0-0	0-0	0	0	0	0	0	0	0	0	0	0	1	
	Team					1	0	1									
	Totals		13-41	4-14	12-27	12	20	32	18	42	0	14	0	3	203		

FG % 1st Half: 6-21 28.6% 2nd half: 7-20 35.0% Game: 13-41 31.7% Deadball Rebounds 6
 3FG % 1st Half: 2-6 33.3% 2nd half: 2-8 25.0% Game: 4-14 28.6%
 FT % 1st Half: 5-12 41.7% 2nd half: 7-15 46.7% Game: 12-27 44.4%

Virginia 73 • 1-0

##	Player	Total			3-Ptr			Rebounds			PF	TP	A	TO	Blk	Stl	Min
		FG-FGA	FG-FGA	FT-FTA	FG-FGA	FG-FGA	FT-FTA	Off	Def	Tot							
33	Jack Salt	c	1-1	0-0	1-2	2	1	3	3	3	0	2	1	0	0	15	
02	Braxton Key	g	3-8	1-3	0-0	4	5	9	2	7	1	0	1	1	0	29	
05	Kyle Guy	g	2-6	1-5	3-4	0	2	2	0	8	3	0	0	0	0	31	
11	Ty Jerome	g	6-10	6-9	2-2	0	3	3	1	20	4	2	0	3	29		
12	De'Andre Hunter	g	5-12	0-1	3-5	4	6	10	3	13	1	0	0	1	0	26	
00	Kihei Clark	g	2-4	0-2	0-0	0	1	1	3	4	6	1	0	1	0	25	
01	Grant Kersey	g	0-0	0-0	0-0	0	0	0	0	0	0	0	0	0	0	1	
10	Jayden Nixon	g	0-0	0-0	1-2	0	0	0	0	1	0	0	0	0	0	4	
23	Kody Statmann	g	0-2	0-2	0-0	0	0	0	1	0	1	0	0	0	0	4	
24	Marco Anthony	g	2-3	1-1	0-1	0	1	1	2	5	1	0	0	0	0	9	
25	Mamadi Diakite	g	1-3	0-2	0-0	0	2	2	3	2	1	0	0	0	0	17	
30	Jay Huff	g	3-4	1-1	1-2	1	0	1	1	8	0	0	0	0	0	8	
45	Austin Katstra	g	1-1	0-0	0-0	0	2	2	0	2	1	0	1	0	0	3	
	Team					0	1	1									
	Totals		26-54	10-26	11-18	11	24	35	19	73	19	5	3	6	201		

FG % 1st Half: 10-27 37.0% 2nd half: 16-27 59.3% Game: 26-54 48.1% Deadball Rebounds 4,1
 3FG % 1st Half: 4-14 28.6% 2nd half: 6-12 50.0% Game: 10-26 38.5%
 FT % 1st Half: 4-7 57.1% 2nd half: 7-11 63.6% Game: 11-18 61.1%

Officials: Technical fouls: Towson-None, Virginia-None. Attendance: 13807 2018-19 Men's Basketball, Round: 0, Towson vs Virginia, Played at .

Score by periods	1st	2nd	Total
Towson	19	23	42
Virginia	28	45	73



Official Basketball Box Score -- Game Totals -- Final Statistics

George Washington vs Virginia
11/11/18 2:00 pm at

George Washington 57 • 0-3

##	Player	Total			3-Ptr			Rebounds			PF	TP	A	TO	Blk	Stl	Min
		FG-FGA	FG-FGA	FT-FTA	FG-FGA	FG-FGA	FT-FTA	Off	Def	Tot							
11	Arnaldo Toro	f	1-4	0-0	3-3	2	6	8	2	5	2	1	1	2	0	26	
00	Justin Mazzulla	g	1-5	0-2	1-2	0	2	2	2	3	0	2	0	0	0	31	
01	Terry Nolan Jr.	g	3-5	2-4	5-7	0	0	0	3	13	0	2	0	0	1	27	
02	Armel Potter	g	1-7	1-2	0-0	1	2	3	3	3	3	2	0	0	1	29	
13	D.J. Williams	g	6-10	1-3	4-5	0	5	5	1	17	1	2	0	0	0	29	
04	Justin Williams	g	0-0	0-0	0-2	0	1	1	1	0	0	1	1	0	0	4	
05	Adam Mitola	g	0-1	0-1	0-0	0	0	0	0	0	0	0	0	0	0	4	
12	Shandon Brown	g	0-1	0-1	0-2	0	2	2	3	0	0	0	0	0	0	11	
14	Maceo Jack	g	3-7	2-5	0-0	1	0	1	1	8	1	1	0	0	0	15	
15	Mezie Offurum	g	0-1	0-0	2-2	0	1	1	1	2	1	0	0	0	0	11	
32	Javier Langarica	g	2-3	0-0	0-0	0	0	0	1	4	0	0	0	0	0	4	
35	Marcus Littles	g	1-1	0-0	0-0	1	0	1	3	2	0	0	0	0	0	9	
	Team					1	0	1									
	Totals		18-45	6-18	15-23	6	19	25	21	57	8	16	2	4	200		

FG % 1st Half: 5-22 22.7% 2nd half: 13-23 56.5% Game: 18-45 40.0% Deadball Rebounds 3,3
 3FG % 1st Half: 1-9 11.1% 2nd half: 5-9 55.6% Game: 6-18 33.3%
 FT % 1st Half: 6-10 60.0% 2nd half: 9-13 69.2% Game: 15-23 65.2%

Virginia 76 • 2-0

##	Player	Total			3-Ptr			Rebounds			PF	TP	A	TO	Blk	Stl	Min
		FG-FGA	FG-FGA	FT-FTA	FG-FGA	FG-FGA	FT-FTA	Off	Def	Tot							
33	Jack Salt	c	1-5	0-0	2-2	0	3	3	2	4	1	1	0	0	0	21	
02	Braxton Key	g	2-5	0-2	1-3	1	2	3	3	5	1	1	0	3	0	17	
05	Kyle Guy	g	8-15	4-8	0-1	1	5	6	4	20	4	1	0	0	0	32	
11	Ty Jerome	g	7-9	4-5	2-3	0	6	6	1	20	7	2	0	4	31		
12	De'Andre Hunter	g	5-7	0-0	0-0	1	3	4	2	10	0	1	0	0	0	20	
00	Kihei Clark	g	1-3	0-2	0-0	0	2	2	1	2	3	1	0	0	0	25	
01	Grant Kersey	g	0-0	0-0	2-2	0	0	0	0	2	0	0	0	0	0	1	
10	Jayden Nixon	g	0-1	0-0	0-0	0	0	0	0	0	0	0	0	0	0	2	
23	Kody Statmann	g	0-0	0-0	0-0	0	1	1	1	0	0	1	0	0	0	3	
24	Marco Anthony	g	0-0	0-0	0-0	0	0	0	0	0	1	0	0	0	0	12	
25	Mamadi Diakite	g	5-8	0-1	0-0	2	1	3	3	10	0	2	2	2	0	17	
30	Jay Huff	g	1-2	0-1	1-2	0	3	3	3	3	1	0	0	1	0	16	
45	Austin Katstra	g	0-0	0-0	0-0	0	0	0	2	0	0	1	0	0	0	2	
	Team					1	0	1									
	Totals		30-55	8-19	8-13	6	26	32	22	76	18	12	3	7	199		

FG % 1st Half: 16-29 55.2% 2nd half: 14-26 53.8% Game: 30-55 54.5% Deadball Rebounds 2
 3FG % 1st Half: 5-12 41.7% 2nd half: 3-7 42.9% Game: 8-19 42.1%
 FT % 1st Half: 5-7 71.4% 2nd half: 3-6 50.0% Game: 8-13 61.5%

Officials: Technical fouls: George Washington-None, Virginia-None. Attendance: 13574 2018-19 Men's Basketball, Round: 0, George Washington vs Virginia, Played at .

Score by periods	1st	2nd	Total
George Washington	17	40	57
Virginia	42	34	76



Official Basketball Box Score -- Game Totals -- Final Statistics

Coppin St. vs Virginia
11/16/18 7:00 pm at

Coppin St. 40 • 0-4

##	Player	Total			3-Ptr			Rebounds			PF	TP	A	TO	Blk	Stl	Min
		FG-FGA	FG-FGA	FT-FTA	FG-FGA	FG-FGA	FT-FTA	Off	Def	Tot							
01	Chad Andrews-Fulton	f	2-5	1-2	0-0	1	3	4	3	5	4	3	0	0	0	21	
05	Cedric Council	f	1-3	0-1	0-0	1	2	3	3	2	1	1	0	0	0	24	
00	Ibn Williams	g	2-9	2-4	0-0	0	2	2	1	6	0	4	0	0	0	33	
13	Dejuan Clayton	g	2-6	0-2	0-0	0	1	1	3	4	1	1	0	0	0	26	
22	Lamar Morgan	g	2-8	2-8	0-0	0	3	3	2	6	0	1	0	0	0	28	
03	Giir Ring	g	1-2	0-1	0-0	0	0	0	0	2	0	0	0	0	0	3	
04	Nigel Marshall	g	2-8	0-2	0-0	0	1	1	1	4	2	1	0	0	0	23	
11	Justin Steers	g	1-2	0-0	0-0	1	1	2	1	2	1	0	0	0	0	7	
21	Lucian Brownlee	g	1-2	1-2	0-0	0	1	1	0	3	1	0	0	0	0	7	
23	Kent Auslander	g	1-3	0-2	0-0	0	2	2	1	2	0	2	0	0	0	17	
25	Brendan Medley-Bacon	g	2-4	0-0	0-0	1	3	4	4	0	1	0	0	0	0	17	
	Team					1	1	2									
	Totals		17-52	6-24	0-0	5	20	25	19	40	10	16	0	0	201		

FG % 1st Half: 7-27 25.9% 2nd half: 10-25 40.0% Game: 17-52 32.7% Deadball Rebounds 0
 3FG % 1st Half: 3-12 25.0% 2nd half: 3-12 25.0% Game: 6-24 25.0%
 FT % 1st Half: 0-0 0.0% 2nd half: 0-0 0.0% Game: 0-0 0.0%

Virginia 97 • 3-0

##	Player	Total			3-Ptr			Rebounds			PF	TP	A	TO	Blk	Stl	Min
		FG-FGA	FG-FGA	FT-FTA	FG-FGA	FG-FGA	FT-FTA	Off	Def	Tot							
25	Mamadi Diakite	f	7-9	2-2	2-2	1	2	3	2	18	1	2	2	0	0	22	
02	Braxton Key	g	2-4	1-2	2-2	1	6	7	1	7	1	0	2	0	0	26	
05	Kyle Guy	g	3-5	1-1	0-0	1	5	6	0	7	5	0	0	1	0	28	

Official Basketball Box Score -- Game Totals -- Final Statistics
Virginia vs Dayton
 11/22/18 4:00 PM at Imperial Arena, Paradise Island, Bahamas

Virginia 66 • 5-0

##	Player	Total			3-Ptr			Rebounds			PF	TP	A	TO	Blk	Stl	Min
		FG-FGA	FG-FGA	FT-FTA	FG-FGA	FG-FGA	FT-FTA	Off	Def	Tot							
25	Diakite,Mamadi	f	0-2	0-0	0-0	1	0	1	3	0	0	0	0	0	0	8	
02	Key,Braxton	g	1-6	0-3	1-2	1	5	6	2	3	2	0	0	0	4	33	
05	Guy,Kyle	g	5-11	2-6	2-2	2	1	3	0	14	1	1	0	0	38		
11	Jerome,Ty	g	3-10	2-6	7-10	1	0	1	2	15	2	1	0	1	27		
12	Hunter,De'Andre	g	8-11	1-2	6-6	5	1	6	2	23	1	2	0	1	39		
00	Clark,Kihe	g	3-7	2-3	1-2	1	4	5	1	9	2	3	0	0	30		
30	Huff,Jay	g	0-0	0-0	0-0	0	1	1	0	0	0	1	0	0	5		
33	Salt,Jack	g	1-2	0-0	0-0	1	3	4	2	0	1	0	0	0	20		
Team						2	1	3									
Totals			21-49	7-20	17-22	14	16	30	14	66	8	9	0	6	200		

FG % 1st Half: 10-27 37.0% 2nd half: 11-22 50.0% Game: 21-49 42.9% Deadball Rebounds 1
 3FG % 1st Half: 3-10 30.0% 2nd half: 4-10 40.0% Game: 7-20 35.0%
 FT % 1st Half: 4-4 100.0 2nd half: 13-18 72.2% Game: 17-22 77.3%

Dayton 59 • 4-1

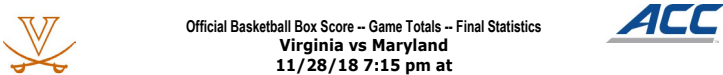
##	Player	Total			3-Ptr			Rebounds			PF	TP	A	TO	Blk	Stl	Min
		FG-FGA	FG-FGA	FT-FTA	FG-FGA	FG-FGA	FT-FTA	Off	Def	Tot							
00	Cunningham, Josh	f	6-8	0-0	3-5	2	3	5	2	15	0	5	0	1	32		
33	Mikesell, Ryan	f	1-2	0-1	0-0	1	5	6	2	2	0	2	0	0	19		
03	Landers, Trey	g	4-10	0-3	1-2	4	1	5	3	9	3	2	1	3	35		
04	Davis, Jordan	g	2-6	1-3	0-0	0	2	2	4	5	1	2	0	0	32		
10	Crutcher, Jalen	g	4-9	3-6	0-1	0	2	2	3	11	7	1	0	1	37		
01	Toppin, Obi	g	6-7	1-1	0-0	1	3	4	2	13	1	0	1	0	26		
31	Matos, Jhery	g	1-1	0-0	0-0	0	0	0	4	2	0	0	0	1	13		
35	Cohill, Dwayne	g	1-3	0-0	0-0	1	2	3	1	2	0	0	0	0	6		
Team						0	0	0									
Totals			25-46	5-14	4-8	9	18	27	21	59	12	14	2	6	200		

FG % 1st Half: 9-17 52.9% 2nd half: 16-29 55.2% Game: 25-46 54.3% Deadball Rebounds 0
 3FG % 1st Half: 1-4 25.0% 2nd half: 4-10 40.0% Game: 5-14 35.7%
 FT % 1st Half: 3-7 42.9% 2nd half: 1-1 100.0 Game: 4-8 50.0%

Officials: Gary Maxwell, Tony Padilla, Raymie Styons
 Technical fouls: Virginia-None. Dayton-None.
 Attendance: 2258
 2018 Bad Boy Mowers Battle 4 Atlantis - Game 6

Score by periods	1st	2nd	Total
Virginia	27	39	66
Dayton	22	37	59

Last FG - VA 2nd-00:55, UD 2nd-00:17. Score tied - 1 time.
 Largest lead - VA by 9 2nd-14:31, UD by 7 1st-15:33. Lead changed - 1 time.
 VA led for 25:34. UD led for 11:43. Game was tied for 02:43.



Official Basketball Box Score -- Game Totals -- Final Statistics
Virginia vs Maryland
 11/28/18 7:15 pm at

Virginia 76 • 7-0

##	Player	Total			3-Ptr			Rebounds			PF	TP	A	TO	Blk	Stl	Min
		FG-FGA	FG-FGA	FT-FTA	FG-FGA	FG-FGA	FT-FTA	Off	Def	Tot							
33	Jack Salt	c	6-7	0-0	0-1	3	4	7	3	12	1	0	1	1	34		
00	Kihe Clark	g	1-4	0-2	2-4	1	1	2	3	4	4	0	0	2	35		
05	Kyle Guy	g	6-14	5-9	1-1	0	3	3	1	18	3	0	0	1	38		
11	Ty Jerome	g	6-14	3-7	2-3	2	1	3	2	17	1	1	0	1	31		
12	De'Andre Hunter	g	6-13	1-3	2-2	3	2	5	3	15	4	0	1	0	35		
02	Braxton Key	g	3-4	1-1	3-4	0	1	1	3	10	0	0	0	2	11		
24	Marco Anthony	g	0-1	0-0	0-0	0	1	1	0	0	1	0	0	0	6		
25	Mamadi Diakite	g	0-2	0-0	0-0	0	1	1	4	0	1	1	0	0	10		
Team						0	0	0									
Totals			28-59	10-22	10-15	9	14	23	19	76	15	2	2	7	200		

FG % 1st Half: 15-30 50.0% 2nd half: 13-29 44.8% Game: 28-59 47.5% Deadball Rebounds 2,1
 3FG % 1st Half: 8-16 50.0% 2nd half: 2-6 33.3% Game: 10-22 45.5%
 FT % 1st Half: 1-1 100.0 2nd half: 9-14 64.3% Game: 10-15 66.7%

Maryland 71 • 6-1

##	Player	Total			3-Ptr			Rebounds			PF	TP	A	TO	Blk	Stl	Min
		FG-FGA	FG-FGA	FT-FTA	FG-FGA	FG-FGA	FT-FTA	Off	Def	Tot							
23	Bruno Fernando	f	6-8	0-0	2-2	4	7	11	1	14	2	3	2	0	32		
25	Jalen Smith	f	3-6	0-2	0-1	1	4	5	1	6	3	0	0	0	27		
01	Anthony Cowan	g	5-12	1-4	4-6	1	0	1	5	15	4	4	0	0	36		
05	Eric Ayala	g	4-7	3-4	2-3	0	4	4	1	13	2	3	0	0	35		
11	Darryl Morsell	g	3-7	0-2	2-4	0	4	4	3	8	1	2	0	0	34		
02	Aaron Wiggins	g	5-8	3-5	0-0	2	2	4	4	13	0	0	0	0	24		
10	Serrel Smith Jr.	g	1-1	0-0	0-0	0	0	0	1	2	0	1	0	0	8		
13	Ivan Bender	g	0-0	0-0	0-0	0	1	1	0	0	0	0	0	0	2		
14	Ricky Lindo Jr.	g	0-1	0-0	0-0	0	0	0	0	0	0	0	0	0	2		
Team						2	3	5									
Totals			27-50	7-17	10-16	10	25	35	16	71	12	14	2	0	200		

FG % 1st Half: 14-29 48.3% 2nd half: 13-21 61.9% Game: 27-50 54.0% Deadball Rebounds 4
 3FG % 1st Half: 1-6 16.7% 2nd half: 6-11 54.5% Game: 7-17 41.2%
 FT % 1st Half: 1-1 100.0 2nd half: 9-15 60.0% Game: 10-16 62.5%

Officials: Kelly Pfeifer,Keith Kimble,Terry Ogelsby
 Technical fouls: Virginia-None. Maryland-None.
 Attendance: 17950
 2018-19 Men's Basketball. Round: 0. Maryland vs Virginia. Played at .

Score by periods	1st	2nd	Total
Virginia	39	37	76
Maryland	30	41	71

Official Basketball Box Score -- Game Totals -- Final Statistics
Virginia vs Wisconsin
 11/23/18 2:00 PM at Imperial Arena, Paradise Island, Bahamas

Virginia 53 • 6-0

##	Player	Total			3-Ptr			Rebounds			PF	TP	A	TO	Blk	Stl	Min
		FG-FGA	FG-FGA	FT-FTA	FG-FGA	FG-FGA	FT-FTA	Off	Def	Tot							
33	Salt,Jack	c	1-4	0-0	0-0	4	1	5	4	2	0	1	1	1	26		
00	Clark,Kihe	g	1-3	1-1	2-2	0	5	5	0	5	2	0	0	3	37		
05	Guy,Kyle	g	3-10	2-6	1-2	0	3	3	1	9	3	2	0	0	34		
11	Jerome,Ty	g	5-17	1-6	0-0	1	3	4	3	11	5	0	0	3	38		
12	Hunter,De'Andre	g	8-14	0-3	4-6	1	8	9	0	20	0	1	1	0	36		
02	Key,Braxton	g	0-4	0-1	0-0	0	0	0	1	0	0	0	0	1	12		
25	Diakite,Mamadi	g	2-2	0-0	2-2	0	2	2	0	6	0	1	0	1	17		
Team						1	2	3									
Totals			20-54	4-17	9-12	7	24	31	9	53	10	5	2	9	200		

FG % 1st Half: 13-27 48.1% 2nd half: 7-27 25.9% Game: 20-54 37.0% Deadball Rebounds 1
 3FG % 1st Half: 3-8 37.5% 2nd half: 1-9 11.1% Game: 4-17 23.5%
 FT % 1st Half: 4-4 100.0 2nd half: 5-8 62.5% Game: 9-12 75.0%

Wisconsin 46 • 5-1

##	Player	Total			3-Ptr			Rebounds			PF	TP	A	TO	Blk	Stl	Min
		FG-FGA	FG-FGA	FT-FTA	FG-FGA	FG-FGA	FT-FTA	Off	Def	Tot							
22	Happ, Ethan	f	11-19	0-0	0-0	1	14	15	3	22	6	6	4	0	36		
35	Reuvers, Nate	f	1-3	0-1	0-0	1	2	3	2	2	3	1	1	0	30		
00	Trice, D'Mitrik	g	2-9	0-2	1-2	0	4	4	1	5	1	3	0	0	37		
21	Iverson, Khalil	g	3-3	0-0	1-1	1	5	6	0	7	2	0	0	1	31		
34	Davison, Brad	g	2-8	1-4	0-0	1	1	2	4	5	0	0	0	2	27		
01	Pritzl, Brevin	g	0-1	0-1	0-0	0	1	1	0	0	0	0	0	0	4		
02	Ford, Aleem	g	0-1	0-1	0-0	0	0	0	0	0	0	0	0	0	3		
12	Anderson, Trevor	g	0-0	0-0	0-0	0	0	0	0	0	0	0	0	0	3		
15	Thomas, Charles	g	0-0	0-0	0-0	0	0	0	0	0	0	0	0	0	2		
23	King, Kobe	g	2-4	1-2	0-0	0	0	0	1	5	0	1	0	1	27		
Team						0	2	2									
Totals			21-48	2-11	2-3	4	29	33	11	46	13	13	5	4	200		

FG % 1st Half: 9-25 36.0% 2nd half: 12-23 52.2% Game: 21-48 43.8% Deadball Rebounds 0
 3FG % 1st Half: 0-5 0.0% 2nd half: 2-6 33.3% Game: 2-11 18.2%
 FT % 1st Half: 0-0 0.0% 2nd half: 2-3 66.7% Game: 2-3 66.7%

Officials: Gary Maxwell, Keith Kimble, Tony Padilla
 Technical fouls: Virginia-None. Wisconsin-None.
 Attendance: 2249
 2018 Bad Boy Mowers Battle 4 Atlantis - Championship Game - Game 10

Score by periods	1st	2nd	Total
Virginia	33	20	53
Wisconsin	18	28	46

Last FG - VA 2nd-01:22, WIS 2nd-01:12. Score tied - 2 times.
 Largest lead - VA by 15 1st-01:14, WIS None. Lead changed - 0 times



Official Basketball Box Score -- Game Totals -- Final Statistics

VCU vs Virginia
12/09/18 1:30 pm at



VCU 49 • 7-3

##	Player	Total			3-Ptr			Rebounds			PF	TP	A	TO	Blk	Stl	Min
		FG-FGA	FG-FGA	FT-FTA	FG-FGA	FG-FGA	FT-FTA	Off	Def	Tot							
04	Corey Douglas	f	2-3	0-1	0-0	1	0	1	4	4	0	1	2	0	0	17	
14	Marcus Santos-Silva	f	3-7	0-0	2-3	6	4	10	4	8	0	1	0	0	0	25	
23	Issac Vann	f	4-10	0-3	2-3	1	2	3	1	10	3	1	0	0	0	34	
00	De'Riante Jenkins	g	3-14	2-10	0-0	2	3	5	1	8	0	1	0	1	24		
02	Marcus Evans	g	1-10	1-6	0-0	0	1	1	4	3	1	3	0	0	27		
01	Mike'L Simms	f	1-5	1-3	0-0	0	1	1	1	3	0	0	0	0	15		
05	Sean Mobley	f	1-5	0-2	1-1	0	3	3	0	3	1	0	0	0	18		
10	Vince Williams	f	2-4	1-1	2-4	2	1	3	2	7	0	1	1	1	15		
13	Malik Crowfield	f	0-1	0-1	0-0	0	3	3	0	0	2	0	0	0	15		
22	Michael Gilmore	f	1-2	1-2	0-0	0	1	1	3	3	0	0	0	0	5		
24	P.J. Byrd	f	0-0	0-0	0-0	0	0	0	1	0	0	0	0	0	5		
Team						3	0	3									
Totals			18-61	6-29	7-11	15	19	34	21	49	7	8	4	2	200		

FG % 1st Half: 10-27 37.0% 2nd half: 8-34 23.5% Game: 18-61 29.5% Deadball Rebounds 4
 3FG % 1st Half: 3-11 27.3% 2nd half: 3-18 16.7% Game: 6-29 20.7%
 FT % 1st Half: 1-3 33.3% 2nd half: 6-8 75.0% Game: 7-11 63.6%

Virginia 57 • 9-0

##	Player	Total			3-Ptr			Rebounds			PF	TP	A	TO	Blk	Stl	Min
		FG-FGA	FG-FGA	FT-FTA	FG-FGA	FG-FGA	FT-FTA	Off	Def	Tot							
33	Jack Salt	c	0-1	0-0	1-3	3	4	7	2	1	0	2	1	0	0	20	
00	Kihei Clark	g	1-5	0-1	7-7	0	2	2	3	9	4	3	0	2	33		
05	Kyle Guy	g	4-13	1-5	6-7	3	3	6	2	15	1	1	0	0	37		
11	Ty Jerome	g	4-13	3-9	3-4	0	8	8	1	14	3	1	0	2	37		
12	De'Andre Hunter	g	1-6	0-1	7-7	2	2	4	5	9	0	2	0	0	35		
02	Braxton Key	g	1-2	1-2	0-0	1	3	4	3	3	1	2	0	0	12		
24	Marco Anthony	g	0-0	0-0	0-0	0	0	0	0	0	0	0	0	0	2		
25	Mamadi Diakite	g	2-4	0-0	2-2	2	3	5	1	6	0	1	1	0	22		
30	Jay Huff	g	0-0	0-0	0-0	0	0	0	1	0	0	0	0	0	2		
Team						1	1	2									
Totals			13-44	5-18	26-30	12	26	38	18	57	9	12	2	4	200		

FG % 1st Half: 8-23 34.8% 2nd half: 5-21 23.8% Game: 13-44 29.5% Deadball Rebounds 4,2
 3FG % 1st Half: 3-10 30.0% 2nd half: 2-8 25.0% Game: 5-18 27.8%
 FT % 1st Half: 10-12 83.3% 2nd half: 16-18 88.9% Game: 26-30 86.7%

Officials: Pat Driscoll, Tony Henderson, Lee Cassell
 Technical fouls: VCU-None. Virginia-None.
 Attendance: 13648
 2018-19 Men's Basketball. Round: 0. VCU vs Virginia. Played at .

Score by periods	1st	2nd	Total
VCU	24	25	49
Virginia	29	28	57



Official Basketball Box Score -- Game Totals -- Final Statistics

Virginia vs South Carolina

12/19/18 7:01 p.m.ET at Columbia, S.C. (Colonial Life Arena)

Virginia 69 • 10-0

##	Player	Total			3-Ptr			Rebounds			PF	TP	A	TO	Blk	Stl	Min
		FG-FGA	FG-FGA	FT-FTA	FG-FGA	FG-FGA	FT-FTA	Off	Def	Tot							
25	DIAKITE, Mamadi	f	5-6	0-0	0-1	1	4	5	4	10	1	1	1	1	2	22	
33	SALT, Jack	c	1-3	0-0	2-4	2	7	9	3	4	2	0	1	1	33		
05	GUY, Kyle	g	6-14	5-11	1-1	1	0	1	1	18	0	2	0	0	37		
11	JEROME, Ty	g	9-15	3-8	4-4	1	5	6	1	25	7	2	0	0	36		
12	HUNTER, De'Andre	g	2-10	0-2	1-1	1	2	3	3	5	3	0	0	0	23		
00	CLARK, Kihei	g	1-4	0-1	0-0	0	0	0	1	2	2	0	0	0	24		
02	KEY, Braxton	g	2-6	0-2	1-2	3	4	7	2	5	0	0	0	0	23		
24	ANTHONY, Marco	g	0-1	0-0	0-0	0	0	0	0	0	0	0	0	0	2		
Team						1	1	2									
Totals			26-59	8-24	9-13	10	23	33	15	69	15	5	2	6	200		

FG % 1st Half: 12-31 38.7% 2nd half: 14-28 50.0% Game: 26-59 44.1% Deadball Rebounds 1,2
 3FG % 1st Half: 4-12 33.3% 2nd half: 4-12 33.3% Game: 8-24 33.3%
 FT % 1st Half: 5-6 83.3% 2nd half: 4-7 57.1% Game: 9-13 69.2%

South Carolina 52 • 4-6

##	Player	Total			3-Ptr			Rebounds			PF	TP	A	TO	Blk	Stl	Min
		FG-FGA	FG-FGA	FT-FTA	FG-FGA	FG-FGA	FT-FTA	Off	Def	Tot							
13	HAASE, Felipe	f	1-2	1-1	0-0	0	5	5	1	3	0	1	0	0	0	18	
24	BRYANT, Keyshawn	f	3-6	0-1	0-0	0	2	2	2	6	0	1	2	0	26		
30	SILVA, Chris	f	4-12	0-2	3-5	2	4	6	4	11	0	4	2	2	30		
00	LAWSON, A.J.	g	1-5	1-3	4-4	2	3	5	1	7	3	3	0	2	35		
04	CAMPBELL, Tre	g	0-2	0-2	2-2	0	0	0	0	2	2	0	0	0	16		
02	GRAVETT, Hassani	g	5-14	0-4	0-0	3	1	4	2	10	2	2	0	0	32		
20	FRINK, Alanzo	g	4-8	1-2	0-2	3	5	8	3	9	2	1	0	0	23		
23	HINSON, Evan	g	2-6	0-3	0-0	1	4	5	2	4	0	0	0	0	20		
Team						1	1	2									
Totals			20-55	3-18	9-13	12	25	37	15	52	9	12	4	4	200		

FG % 1st Half: 11-31 35.5% 2nd half: 9-24 37.5% Game: 20-55 36.4% Deadball Rebounds 2,1
 3FG % 1st Half: 2-13 15.4% 2nd half: 1-5 20.0% Game: 3-18 16.7%
 FT % 1st Half: 2-2 100.0% 2nd half: 7-11 63.6% Game: 9-13 69.2%

Officials: Doug Shows, Joe Lindsey, Pat Driscoll
 Technical fouls: Virginia-None. South Carolina-None.
 Attendance: 12291

Score by periods	1st	2nd	Total
Virginia	33	36	69
South Carolina	26	26	52

	In	Off	2nd	Fast	Break	Bench
Points	26	14	7	2	2	7
VA	28	4	14	8	23	
SC	26	4	14	8	23	

Last FG - VA 2nd-02:36, SC 2nd-01:43.
 Largest lead - VA by 19 2nd-01:57, SC None.
 VA led for 39:32. SC led for 00:00. Game was tied for 00:19.

Score tied - 0 times.
 Lead changed - 0 times.

Official Basketball Box Score - Final
William & Mary vs Virginia
 12/22/18

Game Time: 2:00 PM
 Game Duration: 1:57

William & Mary - 40 • 4-8

##	Player	Total			3-Ptr			Rebounds			PF	TP	A	TO	Blk	Stl	Min
		FG-FGA	FG-FGA	FT-FTA	FG-FGA	FG-FGA	FT-FTA	Off	Def	Tot							
13	Nathan Knight	F	9-17	0-1	4-6	2	3	5	5	22	0	1	2	0	0	31:35	
22	Paul Rowley	F	1-8	0-5	0-0	0	2	2	1	2	0	0	0	0	0	20:46	
2	Justin Pierce	F	1-6	1-4	0-0	0	4	4	2	3	0	1	0	1	0	24:34	
2	Matt Milon	F	0-3	0-3	2-2	0	0	0	2	2	1	2	0	1	0	18:56	
12	Luke Loewe	G	1-1	0-0	0-2	1	0	1	1	2	1	0	0	0	0	26:06	
11	L.J. Owens	G	1-3	0-0	0-3	1	3	4	3	2	0	0	0	0	0	23:48	
20	Quinn Blair	G	0-1	0-1	0-0	0	0	0	1	0	0	0	0	0	0	05:57	
0	Jihar Williams	G	0-0	0-0	0-0	0	0	0	0	0	0	0	0	0	0	02:56	
1	Thornton Scott	G	0-2	0-2	0-0	0	3	3	1	0	1	0	0	0	0	13:54	
15	Chase Audige	G	3-7	1-4	0-0	2	1	3	1	7	2	1	2	2	27:40		
30	Mehkel Harvey	G	0-0	0-0	0-3	0	0	0	0	0	0	0	0	0	0	02:04	
24	Austin Washburn	G	0-0	0-0	0-0	1	0	1	0	0	0	0	0	0	0	00:52	
33	Chris Clark	G	0-1	0-0	0-0	0	0	0	0	0	0	0	0	0	0	00:52	
Team						0	1	1									
Totals			16-49	2-20	6-16	7	17	24	17	40	3	7	3	4	200:00		

FG % 1st: 8-24 33.3% 2nd: 8-25 32.0% Game: 16-49 32.7% Deadball Rebounds 3,0
 3PT % 1st: 1-10 10.0% 2nd: 1-10 10.0% Game: 2-20 10.0%
 FT % 1st: 6-10 60.0% 2nd: 0-6 0.0% Game: 6-16 37.5%

Virginia - 72 • 11-0

##	Player	Total			3-Ptr			Rebounds			PF	TP	A	TO	Blk	Stl	Min
		FG-FGA	FG-FGA	FT-FTA	FG-FGA	FG-FGA	FT-FTA	Off	Def	Tot							
25	Mamadi Diakite	F	3-5	0-0	0-0	0	6	6	2	6	2	0	1	0	0	24:14	
33	Jack Salt	C	3-5	0-0	0-0	2	0	2	4	6	0	2	0	0	0	14:56	
5																	

MEDIA INFORMATION

VIRGINIA MEDIA RELATIONS OFFICE

The UVA athletics media relations office is located in John Paul Jones Arena. Regular business hours are 9 a.m. to 5 p.m., Monday through Friday.

PRESS CREDENTIALS

Media members interested in obtaining season or game credentials should apply online at www.sportssystem.com/virginia-hoops. Credential requests should be submitted no later than seven (7) days prior to the game. Credentials that can't be mailed will be held for pickup at the will call window at John Paul Jones Arena. You must have a press pass to be admitted to the media area and the press room.

PHOTO CREDENTIALS

All photographers and camera operators must wear a visible credential issued by the Virginia athletics media relations office. Photographers work from the baselines at both ends of the court at John Paul Jones Arena. Live television is given top priority for courtside space.

PRESS PARKING

Press parking passes are provided upon request on a limited basis. Please request your parking pass during the online credential application process.

INTERVIEWS

All requests for interviews with Virginia basketball coaches and players should be made through Erich Bacher in the athletics media relations office. It is requested you allow the athletics media relations staff at least one day to arrange an interview.

POSTGAME INTERVIEWS

Virginia head coach Tony Bennett, two Virginia student-athletes and the visiting head coach will meet with media representatives in the press room after each game at John Paul Jones Arena. Coach Bennett will be available in the press room approximately 10 minutes after the conclusion of the game, followed by two Virginia student-athletes or the visiting coach. Other Virginia players will be available upon request in the Courtside Club after the Virginia student-athletes press conference.

UVA SPORTS APP

The Virginia Sports mobile app is available for download by searching for "Virginia Athletics" or "UVA sports." The App features news, live stats, schedules, results and news information for each of UVA sports programs, articles from Jeff White, audio and video content and more.

RADIO

Each visiting school is allowed one radio broadcast from John Paul Jones Arena. The Virginia athletics media relations office provides two ISDN lines and three business touchtone lines for use by the visiting broadcast crew. Radio network crews work from a courtside location at the scorer's table. Three seats are available at the table for visiting radio crews.

GAME SERVICES

Information packets are available before each game at John Paul Jones Arena, and a full statistical summary and play-by-play sheets are distributed at halftime and after the game. Head coach and player quotes will be available after postgame interviews. A pregame meal is served for working members of the media in the press room on the event level of John Paul Jones Arena.

TELEPHONES/WIRELESS

Should you require your own telephone for game coverage, please contact Erich Bacher in the Virginia athletics media relations office. A wireless network is available at John Paul Jones Arena for media. A UVA media relations representative will provide login directions.

ACC COACHES TELECONFERENCE

The 2019 ACC Men's Basketball Weekly Teleconference begins Monday, Jan. 7, 2019, and continues each Monday through March 4. Each coach will have 10 minutes to make an opening statement and answer questions. There will be an instant replay of each teleconference on the Conference's internet site TheACC.com each Monday afternoon. Coaches whose teams play on Monday evening will not participate in that day's teleconference. Here is head coach Tony Bennett's (and Virginia's ACC weekly opposing coach) 2019 ACC Teleconference schedule:

Monday, Jan. 7

12:50 p.m. (Christian 10:30 a.m., Brownell 10:40 a.m.)

Monday, Jan. 14

12:10 p.m. (Williams 12 p.m.)

Monday, Jan. 21

12:30 p.m. (Manning 11:20 a.m., Brey 12:20 p.m.)

Monday, Jan. 28

11 a.m. (Keatts 11:10 a.m., Larrañaga 12:30 p.m.)

Monday, Feb. 4

12:30 p.m. (Krzyszewski 12:10 p.m.)

Monday, Feb. 25

12:30 p.m. (Pastner 10:50 a.m., Capel 11:30 a.m.)

VIRGINIA RECORD BOOK

CAREER 3FG PERCENTAGE

(MIN 100 3FG MADE)

NO.	NAME	FG-FGA	FG%
1.	Kyle Guy (2017-present)	170-394	.431
2.	Keith Friel (2000-01)	107-254	.421
3.	London Perrantes (2014-17)	211-516	.409
4.	Joe Harris (2011-14)	263-646	.407
5.	Ty Jerome (2017-present)	114-291	.392
6.	Todd Billet (2003-04)	156-398	.392
7.	Curtis Staples (1995-98)	413-1079	.383
8.	Roger Mason, Jr. (2000-02)	137-365	.375
9.	J.R. Reynolds (2004-07)	221-610	.362
	Sean Singletary (2005-08)	222-614	.362

CAREER 3-POINTERS

NO.	NAME	CAREER 3FGS
1.	Curtis Staples (1995-98)	413
2.	Joe Harris (2011-14)	263
3.	Harold Deane (1994-97)	237
4.	Sean Singletary (2005-08)	222
5.	J.R. Reynolds (2004-07)	221
6.	London Perrantes (2014-17)	211
7.	Sammy Zeglinski (2008-12)	200
8.	Malcolm Brogdon (2012-16)	185
9.	John Crotty (1988-91)	179
10.	Kyle Guy (2017-present)	170
11.	Devin Smith (2003-05)	161

VIRGINIA'S 2018-19 RECORD WHEN..

	ALL	ACC
Leading at the half	12-0	
Trailing at the half	0-0	
Tied at the half	0-0	
Playing Overtime	0-0	
Shooting 50% or better	4-0	
Shooting between 40-49.9%	6-0	
Shooting less than 40%	2-0	
Opponents shoot 50% or better	2-0	
Opponents shoot less than 50%	10-0	
UVA outrebounds its opponent	9-0	
Opponent outrebounds UVA	3-0	
Teams are tied in rebounds	0-0	
UVA has 10 or more steals	0-0	
UVA shoots 70% FT or better	8-0	
UVA shoots less than 70% FT	4-0	
Scoring less than 50 points	0-0	
Scoring 50-59 points	2-0	
Scoring 60-69 points	2-0	
Scoring 70-79 points	5-0	
Scoring 80-89 points	1-0	
Scoring more than 90 points	2-0	
Allowing fewer than 50 points	6-0	
Allowing 30-39 points	0-0	
Allowing 40-49 points	6-0	
Allowing 50-59 points	4-0	
Allowing 60-69 points	1-0	
Allowing 70-79 points	1-0	
Allowing 80-89 points	0-0	
Allowing 90 or more points	0-0	
Playing in John Paul Jones Arena	7-0	
Playing on the road	2-0	
Playing on a neutral court	3-0	
Game decided by 1-4 points	0-0	
Game decided by 5-10 points	4-0	
Game decided by 11+ points	8-0	
Playing at night	6-0	
Playing in the afternoon	6-0	
Playing on Monday	2-0	
Playing on Tuesday	1-0	
Playing on Wednesday	3-0	
Playing on Thursday	1-0	
Playing on Friday	2-0	
Playing on Saturday	1-0	
Playing on Sunday	1-0	
Playing in November	7-0	
Playing in December	5-0	
Playing in January	0-0	
Playing in February	0-0	
Playing in March	0-0	

VIRGINIA IN THE POLLS

Date	AP	USA Today
Preseason	5	5
Nov. 12	4	5
Nov. 19	4	4
Nov. 26	4	4
Dec. 3	4	4
Dec. 10	6	3
Dec. 17	5	3
Dec. 24	4	1
Dec. 31	4	2

THE LAST TIME

VIRGINIA INDIVIDUALS

- **Scored 30 points:** Kyle Guy vs. Marshall (12/31/18)
- **Scored 40 points:** Sean Singletary (41) at Miami (3/1/08)
- **Two players with 20 points:** Ty Jerome (20) and Kyle Guy (20) vs. George Washington (11/11/18)
- **Three players with 20 points:** Chris Williams (27), Roger Mason, Jr. (22) and Donald Hand (20) vs. Duke (1/5/00)
- **Four players with 20 points:** Chris Williams (23), Donald Hand (22), Adam Hall (21) and Travis Watson (20) vs. Georgetown (3/15/00)
- **A player with back-to-back 25-point games:** Joe Harris, 26 vs. Virginia Tech (2/12/13), 27 at North Carolina (2/16/13)
- **One player scored in double figures:** Ty Jerome (18) vs. Georgia Tech (2/21/18)
- **No players scored in double figures:** vs. Florida (3/18/17)
- **Five players scored in double figures:** Kyle Guy (19), Devon Hall (14), De'Andre Hunter (12), Ty Jerome (11) and Mamadi Diakite (10) vs. Louisville (3/8/18)
- **Six players scored in double figures:** Sean Singletary (27), Adrian Joseph (13), Jamil Tucker (13), Mamadi Diane (12), Calvin Baker (11), Laurynas Mikalaitis (11), vs. Maryland (3/9/08)
- **Seven players scored in double figures:** Cornel Parker (20), Junior Burrough (15), Ted Jeffries (14), Cory Alexander (13), Jason Williford (12), Yuri Barnes (11) and Doug Smith (11) vs. Clemson (1/13/93)
- **Had 15 rebounds:** Mike Tobey (16) vs. Tenn. State (11/25/14)
- **Had 20 rebounds:** Mike Tobey (20) vs. Louisville (3/5/16)
- **Had 25 rebounds:** Bob Mortell (25) vs. Washington & Lee (2/27/60)
- **Two players with 10 rebounds:** Anthony Gill (13) and Darion Atkins (10) vs. Davidson (12/30/14)
- **Three players with 10 rebounds:** Yuri Barnes (13), Jason Williford (12) and Junior Burrough (11) vs. Rice (12/4/93)
- **Double-Double:** De'Andre Hunter (13 pts, 10 rebs) vs. Towson (11/6/18)
- **Two players had a double-double:** Anthony Gill (25 pts, 13 rebs) and D. Atkins (13 pts, 10 rebs) vs. Davidson (12/30/14)
- **Three players had a double-double:** Jason Williford (10 pts, 15 rebs), Ted Jeffries (23 pts, 10 rebs), and Cornel Parker (11 pts, 11 rebs) at William & Mary (1/25/93)
- **Double-Double with points and assists:** London Perrantes (16 pts, 10 assts) at NC State (2/25/17)
- **Triple-Double:** Ralph Sampson (15 pts, 22 rebs, 10 blks) vs. Old Dominion (12/29/79)
- **Four Double-Doubles in a row:** Mike Scott [5] (27 pts, 15 rebs) vs. Oklahoma (11/23/10), (16 pts, 10 rebs) vs. Wichita State (11/24/10), (17 pts, 12 rebs) at Minnesota (11/29/10), (21 pts, 13 rebs) at Virginia Tech (12/5/10), (10 pts, 13 rebs) vs. Radford (12/7/10)
- **20 points and 20 rebounds:** Travis Watson (21 pts, 20 rebs) vs. Wofford (1/2/03)
- **20 points and 10 rebounds:** Anthony Gill (20 pts, 12 rebs) vs. West Virginia (12/8/15)
- **10 assists:** Ty Jerome (10) vs. Clemson (3/9/18)
- **5 blocked Shots:** Jay Huff (5) vs. Austin Peay (11/13/17)
- **5 steals:** Ty Jerome (5) vs. Morgan State (12/3/18)
- **Led UVA in points, rebounds and assists:** De'Andre Hunter (15 points, 8 rebounds, 9 assists) vs. Middle Tenn. (11/21/18)
- **Hit a last second shot to win a game:** De'Andre Hunter at Louisville (3/1/18) [3-pointer at the buzzer]
- **Played every minute:** Kyle Guy (45) vs. Virginia Tech (2/10/18)
- **Played more than 40 minutes:** Kyle Guy (45) and Ty Jerome (43) vs. Virginia Tech (2/12/17)

VIRGINIA TEAM

- **Won in Overtime:** vs. California, 63-62 (12/22/15)
- **Lost in Overtime:** vs. Virginia Tech, 61-60 (2/10/18)
- **Played Two Overtimes:** at Virginia Tech, 80-78 2 OT (2/12/17)
- **Played Three Overtimes:** vs. Georgetown, L 115-111 (3/15/00)
- **Shot 70 percent for a half:** 70.4% (19-27) vs. Austin Peay - 1st Half (11/13/17)
- **Shot 60 percent in a game:** 63.5% (33-52) vs. Peay (11/13/17)
- **Shot less than 30 percent in a game:** 29.5% (13-44) vs. VCU (12/9/18)
- **Shot 100 percent from the free throw line:** 100% (10-10) at Wake Forest (1/21/18)
- **Shot 90 percent from the free throw line:** 90.5% (19-21) vs. William & Mary (12/22/18)
- **Shot 70 percent from 3-point line:** 71.4% (5-7) at James Madison (11/14/14)
- **Shot less than 30 percent in a half:** 23.8% (5-21) in 2nd Half vs. VCU (12/9/18)
- **Shot less than 20 percent in a half:** 18.2% (4-22) in 1st Half vs. California (12/22/15)
- **Shot 55 percent or better and lost:** 58.5% (31-53) at North Carolina (2/16/13)
- **Shot 50 percent or better and lost:** 50% (25-50) at Villanova (1/29/17)
- **Attempted 50 FTs:** 52 (made 34) vs. Howard (12/12/94)
- **Attempted 35 3-pointers:** 38 (11-38) vs. Va. Tech (2/10/18)
- **Did Not Attempt a FT:** 0 vs. Wisconsin (11/27/17)
- **Made 30 FTs:** 31 (31 of 36) vs. Tennessee (3/18/07)
- **Made 15 3-pt FGs:** 15 vs. Coppin State (11/16/18)
- **Failed to make a 3-pt FG:** vs. St. Francis Brooklyn (11/15/16)
- **Had 50 rebounds:** 50 vs. Morgan State (11/13/15)
- **Had 25 assists:** 26 vs. Iowa State (3/25/16)
- **Had 15 steals:** 16 vs. NC State (2/24/08)
- **Had 10 blocks:** 11 vs. Norfolk State (11/16/14)
- **Scored 50 pts in a half:** 50 vs. Marshall, 2nd half (12/31/18)
- **Scored 60 pts in a half:** 60 vs. Gonzaga, 1st half (1/3/07)
- **Scored 70 pts in a half:** 70 vs. Coastal Carolina, 2nd half (11/20/00)
- **Scored 100 pts (ACC):** 103 vs. Maryland (1/16/07)
- **Scored 100 pts (non-conf):** 100 vs. Marshall (12/31/18)
- **Scored under 20 pts in 1st half:** 17 vs. Florida (3/18/17)
- **Scored under 20 pts in 2nd half:** 19 at No. Carolina (2/18/17)
- **Scored under 50 pts in a game:** 49 vs. Wisconsin (11/27/17)
- **Defeated top-5 opponent:** 65-63 at #4 Duke (1/27/18)
- **Defeated top-5 opponent on the road:** 65-63 at #4 Duke (1/27/18)
- **Defeated top-ranked opponent:** 86-73 vs. #1 North Carolina (1/30/86)
- **Won when trailing by 16 points:** Trailing 32-16 during 63-61 vs. Ohio State (11/30/16)
- **Won when trailing by 17 points:** Trailing 31-14 during 61-58 overtime win vs. Maryland (3/10/13)

2018-19 UVA MISCELLANEOUS STATISTICS

- Largest halftime lead: 28 vs. Coppin State (11/16/18)
- Largest halftime deficit: N/A
- Largest halftime deficit overcome in a win: N/A
- Largest halftime lead surrendered in a loss: N/A
- Largest deficit overcome in a win: 7 vs. Dayton (11/22/18)
- Largest lead surrendered in a loss: N/A
- Largest deficit at any time: 7 vs. Dayton (11/22/18)
- Largest lead at any time: 43 vs. Marshall (12/31/18)
- Most consecutive points scored: 17 vs. Coppin State (11/16/18)
- Most consecutive points allowed: 11 by George Washington (11/11/18)
- Longest scoring drought: 4:46 vs. Dayton (11/22/18)
- Longest opponent scoring drought: 6:38 by George Washington (11/11/18)

OPPONENT INDIVIDUALS

- **Scored 30 points:** Georges Niang (30), Iowa State (3/27/16)
- **Scored 35 points:** Erick Green (35), Virginia Tech (1/24/13)
- **Scored 40 points:** J.J. Redick (40), Duke (1/28/06)
- **Scored 50 points:** Len Chappell (50), Wake (2/12/62)
- **Two players with 20 points:** Andrew White (23) and Tyus Battle (23) at Syracuse (2/4/17)
- **Three players with 20 points:** Jordan McRae (21), Jarnell Stokes (20), Josh Richardson (20), at Tennessee (12/30/13)
- **Two players with 30 points:** Trevor Powell (31) and Tony Smith (31), at Marquette (2/3/90)
- **No players scored in double figures:** Morgan State (12/3/18)
- **Five players scored in double figures:** Jaire Grayer (16), Otis Livingston (11), Shevon Thompson (11), Marquise Moore (10) and Marko Gujanic (10), vs. George Mason (11/22/15)
- **Six players scored in double figures:** C.J. Harris (15), Ari Stewart (12), Travis McKie (12), J.T. Terrell (11), Ty Walker (11), Gary Clark (10), at Wake Forest (1/29/11)
- **Seven players scored in double figures:** Stanley Burrell (15), Drew Lavender (13), C.J. Anderson (12), B.J. Raymond (12), Josh Duncan (11), Charles Bronson (11), and Jason Love (10), at Xavier (1/3/08)
- **Double-Double:** Bruno Fernando (14 points, 11 rebounds), Maryland (11/28/18)
- **Double-Double with points and assists:** Keifer Sykes (21 pts, 10 assts), at Green Bay (12/7/13)
- **Two players had a double-double:** Marvin Bagley III (30 pts, 14 rebs) & Wendell Carter Jr. (14 pts, 15 rebs), Duke (1/27/18)
- **Had 15 rebounds:** Ethan Happ (15), Wisconsin (11/23/18)
- **Had 20 rebounds:** Tim Duncan (23), Wake Forest (2/22/97)
- **Had 10 assists:** Keifer Sykes (10), at Green Bay (12/7/13)
- **5 Blocked Shots:** Ben Lammers (6), at Georgia Tech (1/18/18)
- **5 Steals:** Briante Weber (5), VCU (12/6/14)
- **Hit a last second shot to win a game:** Donte DiVincenzo, Villanova (12/31/16), tip-in at the end of regulation

OPPONENT TEAM

- **Shot less than 30 percent in a game:** 29.5% (18-61), vs. VCU (12/9/18)
- **Shot less than 30 percent in a game (ACC):** 23.9% (11-46), at Pitt (2/24/18)
- **Shot 60 percent in a game:** 63.8% (37-58), at Xavier (1/3/08)
- **Shot 55 percent or better and lost:** 55.3% (26-47), Cleveland State (11/25/09)
- **Scored 100 pts:** 106, Washington (11/22/10)
- **Scored 90 pts in an ACC game:** 93, North Carolina (2/16/13)
- **Scored 60 pts in a half:** 60, at Miami, 2nd half (3/1/08)
- **Scored 50 pts in a half:** 53, vs. UMBC, 2nd half (3/16/18)
- **Scored under 10 pts in 1st half:** 7, Pitt (2/24/18)
- **Scored under 20 pts in 1st half:** 18, Wisconsin (11/23/18)
- **Scored under 20 pts in 2nd half:** 13, Clemson (1/23/18)
- **Scored under 40 pts in a game:** 37, Pitt (2/24/18)
- **Had 25 assists:** 27, at Xavier (1/3/08)
- **Had 15 steals:** 15, VMI (11/16/08)
- **Had 10 blocks:** 10 at Maryland (3/5/11)
- **Failed to make a 3-pt FG:** Georgia Tech (1/22/15)

JOHN PAUL JONES ARENA RECORDS

VIRGINIA PLAYERS

Points:	40, J.R. Reynolds vs. Wake Forest, 1/21/07
Most 1st Half Points:	23, Sean Singletary vs. Virginia Tech, 1/16/08
Most 2nd Half Points:	26, Sylven Landesberg vs. Boston College, 2/4/09
Rebounds:	20, Mike Tobey vs. Louisville, 3/5/16
Field Goals:	13, Sylven Landesberg vs. Boston College, 2/4/09
Field Goal Attempts:	23, Sylven Landesberg vs. Boston College, 2/4/09
Field Goal Pct.:	1.000 (9-9), Mike Scott vs. Wake Forest, 2/8/12
3-Point Field Goals:	8, Mustapha Farrakhan vs. Howard, 1/4/11
3-Point FG Attempts:	12, Sean Singletary vs. Gonzaga, 1/3/07 12, Sean Singletary vs. Georgia Tech, 2/24/07
3-Point FG Pct.:	1.000 (5-5), Malcolm Brogdon vs. Boston College, 2/3/16 1.000 (5-5), Justin Anderson vs. Tennessee State, 11/25/14 1.000 (4-4), De'Andre Hunter vs. Coppin State, 11/16/18 1.000 (4-4), London Perrantes vs. Miami, 2/26/14 1.000 (4-4), Joe Harris vs. Hampton, 11/26/13
Free Throws Made:	14, Sean Singletary vs. Hampton, 12/16/06 14, Sylven Landesberg vs. Florida State, 1/24/09
Free Throw Attempts:	16, Sean Singletary vs. Hampton, 12/16/06
FT Pct.:	1.000 (14-14), Sylven Landesberg vs. Florida State, 1/24/09 1.000 (12-12), Malcolm Brogdon vs. Villanova, 12/19/15
Assists:	10, three times by Sean Singletary last vs. Old Dominion, 3/24/08 10, Jontel Evans vs. Howard, 1/4/11
Steals:	7, Sean Singletary vs. NC State, 2/24/08
Blocks:	5, 7x, last by Jay Huff, 11/13/17

VIRGINIA TEAM

Most Points:	108 vs. Gonzaga, 1/3/07
Fewest Points:	38 vs. Wisconsin, 12/4/13
Most 1st Half:	60 vs. Gonzaga, 1/3/07
Fewest 1st Half:	15 vs. Iowa State, 12/30/10
Most 2nd Half:	57 vs. Arizona, 11/12/06
Fewest 2nd Half:	15 vs. Duke, 2/16/11
Rebounds:	54 vs. UMES, 11/26/06
Field Goals:	43 vs. VMI, 11/16/08
Field Goal Attempts:	82 vs. UNC, 1/15/09
Field Goal Pct.:	.667 (32-48) vs. Howard, 1/4/11
3-Pt. FG:	18 vs. Gonzaga, 1/3/07
3-Pt. FG Attempts:	38 vs. Virginia Tech, 2/10/18
3-Point FG Pct.:	.727 (8-11) vs. North Texas, 11/20/12
Free Throws:	39 vs. Maryland, 1/16/07
FT Attempted:	49 vs. Maryland, 1/16/07
Fewest FT Attempted:	0 vs. Wisconsin, 11/27/17
Free Throw Pct.:	1.000 (19-19) vs. Winthrop, 11/15/11
Assists:	24 vs. Howard, 11/14/07 24 vs. VMI, 11/16/08
Steals:	16 vs. NC State, 2/24/08
Blocks:	12 vs. Longwood, 2/13/07
Most Turnovers:	21 vs. Longwood, 12/7/07 21 vs. Hampton, 12/19/07
Fewest Turnovers:	2 vs. Louisville, 2/7/15

MISCELLANEOUS

Biggest Comeback:	19 points vs. Arizona, 11/12/06
Biggest Lead Given up in a Loss:	14 points vs. Bradley, 3/26/08
Largest Lead:	59 vs. Coppin State, 11/16/18 57 points vs. Grambling State, 11/22/16
Biggest Deficit:	38 points vs. Clemson, 2/7/08
Largest Margin of Victory:	57 vs. Coppin State, 11/16/18 56 points vs. Grambling State, 11/22/16
Largest Margin of Defeat:	31 points vs. Clemson, 2/7/08
Overtime Games (Record):	9 (4-5); Last: 54-48 loss vs. Miami, 2/20/17

OPPONENT PLAYERS

Points:	32, 3x last by DeWayne Jackson, Morgan State, 12/19/12
Most 1st Half Points:	19, DeWayne Jackson, Morgan State, 12/19/12
Most 2nd Half Points:	28, Talor Battle, Penn State, 11/30/09
Rebounds:	16, 2x last by Jamelle Hagins, Delaware, 11/13/12
Field Goals:	13, Elijah Millsap, UAB, 12/30/09
Field Goal Attempts:	24, Malcolm Delaney, Virginia Tech, 1/28/10
Field Goal Pct.:	.875 (7-8), Ahmed Grant, UNC Wilmington, (1/18/10)
3-Point Field Goals:	8, K.C. Rivers, Clemson, 2/7/08
3-Pt. FG Attempts:	15, Malcolm Delaney, Virginia Tech, 2/19/11
3-Pt. FG Pct.:	1.000 (5-5), Tony Dukes, USC Upstate, 11/15/10
Free Throws Made:	15, Tyler Hansbrough, North Carolina, 1/15/09
FT Attempted:	17, Tyler Hansbrough, North Carolina, 1/15/09
FT Pct.:	1.000 (8-8), Tyrese Rice, Boston College, 2/4/09 1.000 (8-8), Sean Mosley, Maryland, 3/6/10 1.000 (7-7), Roy Devyn Marble, Iowa, 3/27/13
Assists:	11, Cliff Hammonds, Clemson, 2/7/08
Steals:	5, Jon Scheyer, Duke, 2/28/10
Blocks:	6, Eric Hall, Radford, 11/21/08

OPPONENT TEAM

Most Points:	97, VMI, 11/16/08
Fewest Points:	27, Harvard, 12/21/14
Most 1st Half:	50, North Carolina, 1/15/09
Fewest 1st Half:	8, Harvard, 12/21/14
Most 2nd Half:	61, Gonzaga, 1/3/07
Fewest 2nd Half:	12, Georgia Tech, 1/22/15
Rebounds:	48, North Carolina, 2/25/12
Field Goals:	37, VMI, 11/16/08
Field Goal Attempts:	79, VMI, 11/16/08
Field Goal Pct.:	.566 (30-53) Liberty, 11/25/08
3-Pt. FG:	16, Clemson, 2/7/08
3-Pt. FG Attempts:	39, Hartford, 12/30/07
3-Point FG Pct.:	.615 (16-26) Clemson, 2/7/08
Free Throws:	26, Boston College, 2/4/09
FT Attempted:	31, Boston College, 2/4/09
Free Throw Pct.:	1.000 (15-15) Iowa, 3/27/13
Assists:	22, Clemson, 2/7/08
Steals:	15, VMI, 11/16/08
Blocks:	10, Radford, 11/21/08 10, North Carolina, 1/15/09
Most Turnovers:	25, NC State, 2/24/08
Fewest Turnovers:	4, Clemson, 1/31/12

RECORD AT JOHN PAUL JONES ARENA

2006-07 to present 214 games - 173-41 (.808)

LONGEST WINNING STREAKS

24 games from 2/7/15 vs. Louisville through 11/30/16 vs. Ohio State
21 games from 12/21/13 vs. Northern Iowa through 1/22/15 vs. Georgia Tech

LONGEST ACC WINNING STREAK

21 games from 1/6/13 vs. North Carolina through 1/22/15 vs. Georgia Tech

LONGEST LOSING STREAK

4 games from 2/6/10 vs. Wake Forest through 3/6/10 vs. Maryland



2018-19 TV/Radio Roster




0 • KIHEI CLARK
Fr. • G • 5-9 • 155
Woodland Hills, Calif.



1 • FRANCESCO BADOCCHI
R-Fr. • F • 6-7 • 205
Milan, Italy



2 • BRAXTON KEY
Jr. • F • 6-8 • 225
Charlotte, N.C.



5 • KYLE GUY
Jr. • G • 6-2 • 175
Indianapolis, Ind.



10 • JAYDEN NIXON
Fr. • G • 6-3 • 189
Charlottesville, Va.



11 • TY JEROME
Jr. • G • 6-5 • 195
New Rochelle, N.Y.



12 • DE'ANDRE HUNTER
R-So. • G • 6-7 • 225
Philadelphia, Pa.



22 • FRANCISCO CAFFARO
Fr. • C • 7-0 • 233
Sante Fe, Argentina




23 • KODY STATTMANN
Fr. • G • 6-7 • 187
Queensland, Australia



24 • MARCO ANTHONY
So. • G • 6-4 • 212
San Antonio, Texas



25 • MAMADI DIAKITE
R-Jr. • F • 6-9 • 228
Conakry, Guinea



30 • JAY HUFF
R-So. • F • 7-1 • 232
Durham, N.C.



33 • JACK SALT
R-Sr. • C • 6-10 • 250
Auckland, New Zealand



45 • AUSTIN KATSTRA
So. • F • 6-6 • 217
Charlottesville, Va.



TONY BENNETT
Head Coach
10th Season



JASON WILLIFORD
Associate Head Coach
10th Season



BRAD SODERBERG
Assistant Coach
4th Season



ORLANDO VANDROSS
Assistant Coach
4th Season

Kihei CLARK

G • 5-9 • 155 • Freshman • Woodland Hills, Calif. • Taft Charter

0

2018-19 HIGHLIGHTS

- Finished with four points and game-high six assists in NCAA debut vs. Towson (11/6/18)
- Tallied nine points on three 3FGs vs. Coppin State (11/16/18)
- Scored seven points vs. Middle Tennessee (11/21/18)
- Recorded nine points and five rebounds vs. Dayton (11/22/18)
- Tallied five points, five rebounds and season-high three steals in first career start vs. Wisconsin (11/23/18)
- Broke his left wrist vs. Morgan State (12/3/18)
- Played with a cast on his left wrist and tallied nine points, including a 7 of 7 effort from the free throw line vs. VCU (12/9/18)
- Had successful wrist surgery on Monday, Dec. 10

2018-19 GAME-BY-GAME

Opponent	GP-GS	FG	3FG	FT	O-D	Reb	A	TO	Blk	Stl	PF	Min	Pts
Towson	1-0	2-4	0-2	0-0	0-1	1	6	1	0	1	3	24	4
George Washington	2-0	1-3	0-2	0-0	0-2	2	3	1	0	0	1	16	2
Coppin State	3-0	3-8	3-7	0-0	0-2	2	2	0	0	0	0	22	9
Middle Tenn.	4-0	3-4	1-1	0-0	0-2	2	1	1	0	1	0	22	7
Dayton	5-0	3-7	2-3	1-2	1-4	5	2	3	0	0	1	30	9
Wisconsin	6-1	1-3	1-1	2-2	0-5	5	2	0	0	3	0	37	5
at Maryland	7-2	1-4	0-2	2-4	1-1	2	4	0	0	2	3	35	4
Morgan State	8-3	1-5	0-4	1-1	0-2	2	2	0	0	1	0	25	3
VCU	9-4	1-5	0-1	7-7	0-2	2	4	3	0	2	3	3	9
at South Carolina	10-4	1-4	0-1	0-0	0-0	0	2	0	0	0	1	24	2
William & Mary	11-4	0-3	0-1	2-2	0-1	1	1	0	0	0	2	27	2
Marshall	12-4	1-5	1-3	2-3	0-2	2	2	4	0	1	3	28	5

CAREER HIGHS

Points	9, 3x - last vs. VCU (12/9/18)
FGs	3, 3x - last vs. Dayton (11/22/18)
3FGs	3 vs. Coppin State (11/16/18)
FTs	7 vs. VCU (12/9/18)
Rebounds	5, 2x - last vs. Wisconsin (11/23/18)
Assists	6 vs. Towson (11/6/18)
Turnovers	4 vs. Marshall (12/31/18)
Blocks	
Steals	3 vs. Wisconsin (11/23/18)
Minutes	37 vs. Wisconsin (11/23/18)

SEASON HIGHS

Points	9, 3x - last vs. VCU (12/9/18)
FGs	3, 3x - last vs. Dayton (11/22/18)
3FGs	3 vs. Coppin State (11/16/18)
FTs	7 vs. VCU (12/9/18)
Rebounds	5, 2x - last vs. Wisconsin (11/23/18)
Assists	6 vs. Towson (11/6/18)
Turnovers	3, 2x - last vs. VCU (12/9/18)
Blocks	4 vs. Marshall (12/31/18)
Steals	3 vs. Wisconsin (11/23/18)
Minutes	37 vs. Wisconsin (11/23/18)

Francesco BADOCCHI

F • 6-7 • 205 • R-Freshman • Milan, Italy • Bishop Miege (Kan.)

1

2018-19 HIGHLIGHTS

- Made his UVA debut against William & Mary (12/22/18)
- Tallied two points and one rebound vs. Marshall (12/31/18)

2018-19 GAME-BY-GAME

Opponent	GP-GS	FG	3FG	FT	O-D	Reb	A	TO	Blk	Stl	PF	Min	Pts
Towson	DNP												
George Washington	DNP												
Coppin State	DNP												
Middle Tenn.	DNP												
Dayton	DNP												
Wisconsin	DNP												
at Maryland	DNP												
Morgan State	DNP												
VCU	DNP												
at South Carolina	DNP												
William & Mary	1-0	0-1	0-0	0-0	1-1	2	0	0	0	0	1	3	0
Marshall	2-0	1-1	0-0	0-0	1-0	1	0	0	0	0	1	3	2

CAREER HIGHS

Points	2 vs. Marshall (12/31/18)
FGs	1 vs. Marshall (12/31/18)
3FGs	
FTs	
Rebounds	2 vs. William & Mary (12/22/18)
Assists	
Turnovers	
Blocks	
Steals	
Minutes	3, 2x - last vs. Marshall (12/31/18)

SEASON HIGHS

Points	2 vs. Marshall (12/31/18)
FGs	1 vs. Marshall (12/31/18)
3FGs	
FTs	
Rebounds	2 vs. William & Mary (12/22/18)
Assists	
Turnovers	
Blocks	
Steals	
Minutes	3, 2x - last vs. Marshall (12/31/18)

Braxton KEY

G • 6-8 • 225 • Junior • Charlotte, N.C. • Oak Hill Academy [Alabama]

2

2018-19 HIGHLIGHTS

- Tallied seven points and nine rebounds in Virginia debut vs. Towson (11/6/18)
- Scored seven points with a game-high seven rebounds vs. Coppin State (11/16/18)
- Recorded season-high 13 points and seven rebounds vs. Middle Tennessee (11/21/18)
- Tied a career high with four steals vs. Dayton (11/22/18)
- Finished with a game-high nine rebounds vs. Morgan State (12/3/18)
- Scored nine points (3-3 FGs & 3-3 FTs) vs. William & Mary (12/22/18)
- Registered seven points and eight rebounds vs. Marshall (12/31/18)

2018-19 GAME-BY-GAME

Opponent	GP-GS	FG	3FG	FT	O-D	Reb	A	TO	Blk	Stl	PF	Min	Pts
Towson	1-1	3-8	1-3	0-0	4-5	9	1	0	1	1	2	29	7
George Washington	2-2	2-5	0-2	1-3	0-2	2	1	1	0	3	3	17	5
Coppin State	3-3	2-4	1-2	2-2	0-6	7	1	0	2	0	1	27	7
Middle Tenn.	4-4	3-8	2-3	5-5	2-5	7	2	1	0	2	3	30	13
Dayton	5-5	1-6	0-3	1-2	1-5	6	2	0	0	4	2	33	3
Wisconsin	6-5	0-4	0-1	0-0	0-0	0	0	0	0	1	1	12	0
at Maryland	7-5	3-4	1-1	3-4	0-1	1	3	0	0	2	1	11	10
Morgan State	8-5	2-3	0-0	2-2	1-8	9	1	3	0	1	3	17	6
VCU	9-5	1-2	1-2	0-0	1-3	4	1	2	0	0	3	12	3
at South Carolina	10-5	2-6	0-2	1-2	3-4	7	0	0	0	0	2	23	5
William & Mary	11-5	3-3	0-0	3-3	2-2	4	0	0	0	0	0	18	9
Marshall	12-5	3-4	0-1	1-2	0-8	8	2	1	0	0	3	23	7

CAREER HIGHS

Points	26 at Georgia (1/26/17) *
FGs	8 vs. Florida (1/10/17) *
3FGs	3, 3x - last at Georgia (1/26/17) *
FTs	10 vs. Mississippi State (1/28/17) *
Rebounds	11 vs. Vanderbilt (1/7/17) *
Assists	7 vs. LSU (2/8/17) *
Turnovers	5, 7x - last vs. Richmond (3/14/17) *
Blocks	2, 9x - last vs. Villanova (3/17/18) *
Steals	4, 2x - last vs. Dayton (11/22/18)
Minutes	37, 3x - last vs. Georgia (2/23/17) *

* - as a player at Alabama

SEASON HIGHS

Points	13 vs. Middle Tennessee (11/21/18)
FGs	3, 4x - last vs. William & Mary (12/22/18)
3FGs	2 vs. Middle Tennessee (11/21/18)
FTs	5 vs. Middle Tennessee (11/21/18)
Rebounds	9, 2x - last vs. Morgan State (12/3/18)
Assists	3 at Maryland (11/28/18)
Turnovers	3 vs. Morgan State (12/3/18)
Blocks	2 vs. Coppin State (11/16/18)
Steals	4 vs. Dayton (11/22/18)
Minutes	33 vs. Dayton (11/22/18)

Kyle GUY

G • 6-2 • 175 • Junior • Indianapolis, Ind. • Lawrence Central

5

2018-19 HIGHLIGHTS

- Scored eight points to go along with three assists vs. Towson (11/6/18)
- Tied for team highs with 20 points and six rebounds vs. George Washington (11/11/18)
- Handed out a career-high five assists vs. Coppin State (11/16/18)
- Game-high 15 points vs. Middle Tennessee (11/21/18)
- Netted 14 points vs. Dayton (11/22/18)
- Finished with game-high 18 points at Maryland (11/28/18)
- Recorded 15 points in 27 minutes vs. Morgan State (12/3/18)
- Scored game-high 15 points vs. VCU (12/9/18)
- Drilled five 3-pointers en route to 18 points at South Carolina (12/19/18)
- Tallied 16 points and seven rebounds vs. William & Mary (12/22/18)
- Recorded career highs in points (30), rebounds (8) and 3-pointers (7) vs. Marshall (12/31/18)

2018-19 GAME-BY-GAME

Opponent	GP-GS	FG	3FG	FT	O-D	Reb	A	TO	Blk	Stl	PF	Min	Pts
Towson	1-1	2-6	1-5	3-4	0-2	2	3	0	0	0	3	31	8
George Washington	2-2	8-15	4-8	0-1	1-5	6	4	1	0	0	4	33	20
Coppin State	3-3	3-5	1-1	0-0	1-5	6	5	0	0	1	0	28	7
Middle Tenn.	4-4	5-14	3-9	2-2	0-2	2	1	4	0	3	1	34	15
Dayton	5-5	5-11	2-6	2-2	2-1	3	1	1	0	0	0	38	14
Wisconsin	6-6	3-10	2-6	1-2	0-3	3	3	2	0	0	1	34	9
at Maryland	7-7	6-14	5-9	1-1	0-3	3	3	0	0	1	1	38	18
Morgan State	8-8	5-8	3-5	2-2	0-1	1	2	3	0	1	1	27	15
VCU	9-9	4-13	1-5	6-7	3-3	6	1	1	0	0	2	37	15
at South Carolina	10-10	6-14	5-11	1-1	1-0	1	0	2	0	0	1	37	18
William & Mary	11-11	5-8	2-5	4-4	1-6	7	1	2	0	0	3	31	16
Marshall	12-12	10-14	7-9	3-3	1-7	8	0	1	0	0	0	26	30

CAREER HIGHS

Points	30 vs. Marshall (12/31/18)
FGs	11 at VCU (11/17/17)
3FGs	7 vs. Marshall (12/31/18)
FTs	8 vs. UNCG (11/10/17)
Rebounds	8 vs. Marshall (12/31/18)
Assists	5 vs. Coppin State (11/16/18)
Turnovers	4, 2x - last vs. Middle Tenn. (11/21/18)
Blocks	1, 2x - last at Duke (1/27/18)
Steals	4, 2x - last at Wake Forest (1/21/18)
Minutes	45 vs. Virginia Tech (2/9/18)

SEASON HIGHS

Points	30 vs. Marshall (12/31/18)
FGs	8 vs. George Washington (11/11/18)
3FGs	7 vs. Marshall (12/31/18)
FTs	6 vs. VCU (12/9/18)
Rebounds	8 vs. Marshall (12/31/18)
Assists	5 vs. Coppin State (11/16/18)
Turnovers	4 vs. Middle Tenn. (11/21/18)
Blocks	
Steals	3 vs. Middle Tenn. (11/21/18)
Minutes	38 vs. Dayton (11/22/18)

Jayden NIXON

G • 6-3 • 189 • Freshman • Charlottesville, Va. • Choate Rosemary Hall (Conn.)

10

2018-19 HIGHLIGHTS

- Has appeared in seven contests
- Made collegiate debut with one point vs. Towson (11/6/18)
- Scored two points in seven minutes vs. Coppin State (11/16/18)

2018-19 GAME-BY-GAME

Opponent	GP-GS	FG	3FG	FT	O-D	Reb	A	TO	Blk	Stl	PF	Min	Pts
Towson	1-0	0-0	0-0	1-2	0-0	0	0	0	0	0	3	1	
George Washington	2-0	0-1	0-0	0-0	0-0	0	0	0	0	0	2	0	
Coppin State	3-0	1-4	0-1	0-0	0-3	3	0	0	1	1	1	7	2
Middle Tenn.	4-0	0-1	0-1	0-0	0-0	0	0	1	0	0	2	0	
Dayton	DNP												
Wisconsin	DNP												
at Maryland	DNP												
Morgan State	5-0	0-1	0-0	1-2	0-0	0	0	0	0	0	3	5	1
VCU	DNP												
at South Carolina	DNP												
William & Mary	6-0	1-1	0-0	0-0	1-2	3	0	0	0	0	4	2	
Marshall	7-0	0-1	0-1	0-0	1-0	1	0	2	0	0	1	2	0

CAREER HIGHS

Points	2 vs. Coppin State (11/16/18)
FGs	1 vs. Coppin State (11/16/18)
3FGs	
FTs	1, 2x - last vs. Morgan State (12/3/18)
Rebounds	3 vs. Coppin State (11/16/18)
Assists	
Turnovers	1 vs. Middle Tenn. (11/21/18)
Blocks	1 vs. Coppin State (11/16/18)
Steals	1 vs. Coppin State (11/16/18)
Minutes	7 vs. Coppin State (11/16/18)

SEASON HIGHS

Points	2 vs. Coppin State (11/16/18)
FGs	1 vs. Coppin State (11/16/18)
3FGs	
FTs	1, 2x - last vs. Morgan State (12/3/18)
Rebounds	3 vs. Coppin State (11/16/18)
Assists	
Turnovers	1 vs. Middle Tenn. (11/21/18)
Blocks	1 vs. Coppin State (11/16/18)
Steals	1 vs. Coppin State (11/16/18)
Minutes	7 vs. Coppin State (11/16/18)

Ty JEROME

G • 6-5 • 195 • Junior • New Rochelle, N.Y. • Iona Prep

11

2018-19 HIGHLIGHTS

- Scored a game-high 20 points and matched a career high with six 3-pointers vs. Towson (11/6/18)
- Led Virginia with 20 points, seven assists, six rebounds and four steals vs. George Washington (11/11/18)
- Finished with 11 points and game-high six assists vs. Coppin State (11/16/18)
- Scored 15 second-half points vs. Dayton (11/22/18)
- Recorded 11 points and five assists vs. Wisconsin (11/23/18)
- Scored 17 with three rebounds at Maryland (11/28/18)
- Recorded a career-high five steals vs. Morgan State (12/3/18)
- Scored 14 points, including 10 in the last 6:30, to spark comeback win vs. VCU (12/9/18)
- Tallied a game-high 25 points along with seven assists and six rebounds at South Carolina (12/19/18)
- Pulled down a career-best nine rebounds vs. William & Mary (12/22/18)
- Recorded 14 points and four assists vs. Marshall (12/31/18)

2018-19 GAME-BY-GAME

Opponent	GP-GS	FG	3FG	FT	O-D	Reb	A	TO	Blk	Stl	PF	Min	Pts
Towson	1-1	6-10	6-9	2-2	0-3	3	4	2	0	2	1	29	20
George Washington	2-2	7-9	4-5	2-3	0-6	6	7	2	0	4	1	31	20
Coppin State	3-3	4-6	1-2	2-3	0-4	4	6	1	0	2	1	25	11
Middle Tenn.	4-4	2-5	0-2	3-4	0-1	1	3	2	0	0	1	31	7
Dayton	5-5	3-10	2-6	7-10	1-0	1	2	1	0	1	2	27	15
Wisconsin	6-6	5-17	1-6	0-0	1-3	4	5	0	0	3	3	38	11
at Maryland	7-7	6-14	3-7	2-3	2-1	3	1	1	0	1	2	31	17
Morgan State	8-8	3-8	2-5	0-0	0-3	3	5	1	0	5	0	27	8
VCU	9-9	4-13	3-9	3-4	0-8	8	3	1	0	2	1	37	14
at South Carolina	10-10	9-15	3-8	4-4	1-5	6	7	2	0	0	1	36	25
William & Mary	11-11	3-9	1-2	1-2	0-9	9	4	2	0	2	2	29	8
Marshall	12-12	4-9	1-4	5-6	1-2	3	4	5	0	3	3	28	14

CAREER HIGHS

Points	31 vs. Boston College (12/30/17)
FGs	11 vs. Boston College (12/30/17)
3FGs	6, 2x - last vs. Towson (11/6/18)
FTs	7 vs. Dayton (11/22/18)
Rebounds	9 vs. William & Mary (12/22/18)
Assists	9 vs. Louisville (1/31/18)
Turnovers	6 vs. NC State (1/14/18)
Blocks	2 vs. Robert Morris (12/17/16)
Steals	5 vs. Morgan State (12/3/18)
Minutes	43 vs. Virginia Tech (2/9/18)

SEASON HIGHS

Points	25 at South Carolina (12/19/18)
FGs	9 at South Carolina (12/19/18)
3FGs	6 vs. Towson (11/6/18)
FTs	9 vs. William & Mary (12/22/18)
Rebounds	8 vs. VCU (12/9/18)
Assists	7, 2x- last at South Carolina (12/19/18)
Turnovers	5 vs. Marshall (12/31/18)
Blocks	N/A
Steals	5 vs. Morgan State (12/3/18)
Minutes	38 vs. Wisconsin (11/23/18)

De'Andre HUNTER

G • 6-7 • 225 • R-Sophomore • Philadelphia, Pa. • Friends' Central School

12

2018-19 HIGHLIGHTS

- Finished with 13 points and career-high tying 10 rebounds for second career double-double vs. Towson (11/6/18)
- Recorded 10 points vs. George Washington (11/11/18)
- Tallied a game-high 20 points, including 4-4 3FGs vs. Coppin State (11/16/18)
- Game-high 15 points, eight rebounds and career-high nine assists vs. Middle Tennessee (11/21/18)
- Matched a career high with 23 points vs. Dayton (11/22/18)
- Tallied 20 points and nine rebounds vs. Wisconsin (11/23/18)
- Averaged 19.3 points and 7.7 rebounds en route to ACC Player of the Week for week 3 and Battle 4 Atlantis MVP honors
- Dropped 15 points with four assists at Maryland (11/28/18)
- Scored 15 points on 6-8 shooting in just 20 minutes vs. Morgan State (12/3/18)
- Finished with 18 points with a career-high nine free throws vs. William & Mary (12/22/18)

2018-19 GAME-BY-GAME

Opponent	GP	GS	FG	3FG	FT	O-D	Reb	A	TO	Blk	Stl	PF	Min	Pts
Towson	1	1	5-12	0-1	3-5	4-6	10	1	0	0	1	3	26	13
George Washington	2	2	5-7	0-0	0-0	1-3	4	0	1	0	0	2	20	10
Coppin State	3	3	7-9	4-4	2-3	0-1	1	3	1	0	3	2	16	20
Middle Tenn.	4	4	5-9	2-5	3-4	2-6	8	9	4	1	1	0	35	15
Dayton	5	5	8-11	1-2	6-6	5-1	6	1	2	0	1	2	39	23
Wisconsin	6	6	8-14	0-3	4-6	1-8	9	0	1	1	0	0	36	20
at Maryland	7	7	6-13	1-3	2-2	3-2	5	4	0	1	0	3	35	15
Morgan State	8	8	6-8	2-3	1-2	0-1	1	1	1	0	0	0	20	15
VCU	9	9	1-6	0-1	7-7	2-2	4	0	2	0	0	5	35	9
at South Carolina	10	10	2-10	0-2	1-1	1-2	3	3	0	0	1	3	23	5
William & Mary	11	11	4-8	1-1	9-10	1-3	4	3	0	0	2	1	31	18
Marshall	12	12	3-5	0-1	5-6	1-4	5	3	0	1	0	3	25	11

CAREER HIGHS

Points	23, 2x - last vs. Dayton (11/22/18)
FGs	8, 4x - last vs. Wisconsin (11/23/18)
3FGs	4 vs. Coppin State (11/16/18)
FTs	9 vs. William & Mary (12/22/18)
Rebounds	10, 2x - last vs. Towson (11/6/18)
Assists	9 vs. Middle Tennessee (11/21/18)
Turnovers	4 vs. Middle Tennessee (11/21/18)
Blocks	2, 3x - vs. Wisconsin (11/23/18)
Steals	3 vs. Coppin State (11/16/18)
Minutes	39 vs. Dayton (11/22/18)

SEASON HIGHS

Points	23 vs. Dayton (11/22/18)
FGs	8, 2x - last vs. Wisconsin (11/23/18)
3FGs	4 vs. Coppin State (11/16/18)
FTs	9 vs. William & Mary (12/22/18)
Rebounds	10 vs. Towson (11/6/18)
Assists	9 vs. Middle Tennessee (11/21/18)
Turnovers	4 vs. Middle Tennessee (11/21/18)
Blocks	2 vs. Wisconsin (11/23/18)
Steals	3 vs. Coppin State (11/16/18)
Minutes	39 vs. Dayton (11/22/18)

Grant KERSEY

G • 6-1 • 160 • Junior • Charlottesville, Va. • Albermarle

13

2018-19 HIGHLIGHTS

- Team manager has appeared in six home games
- Made collegiate debut vs. Towson (11/6/18)
- Scored first career points vs. George Washington (11/11/18)
- Scored five points in three minutes vs. Morgan State (12/3/18)
- Netted 3-pointer at the buzzer to give Virginia 100 points vs. Marshall (12/31/18)

2018-19 GAME-BY-GAME

Opponent	GP	GS	FG	3FG	FT	O-D	Reb	A	TO	Blk	Stl	PF	Min	Pts
Towson	1	0	0-0	0-0	0-0	0-0	0	0	0	0	1	0	1	0
George Washington	2	0	0-0	0-0	2-2	0-0	0	0	0	0	0	0	1	2
Coppin State	3	0	1-1	1-1	0-0	0-0	0	0	0	0	0	4	3	
Middle Tenn.	DNP													
Dayton	DNP													
Wisconsin	DNP													
at Maryland	DNP													
Morgan State	4	0	1-1	0-0	3-3	0-0	0	1	0	0	0	3	5	
VCU	DNP													
at South Carolina	DNP													
William & Mary	5	0	0-0	0-0	0-0	0-0	0	0	0	0	0	1	0	
Marshall	6	0	1-1	1-1	0-0	1-0	1	0	1	0	0	2	3	

CAREER HIGHS

Points	5 vs. Morgan State (12/3/18)
FGs	1, 3x - last vs. Marshall (12/31/18)
3FGs	1, 2x - last vs. Marshall (12/31/18)
FTs	3 vs. Morgan State (12/3/18)
Rebounds	1 vs. Marshall (12/31/18)
Assists	1 vs. Morgan State (12/3/18)
Turnovers	1 vs. Marshall (12/31/18)
Blocks	
Steals	1 vs. Towson (11/6/18)
Minutes	5 vs. Morgan State (12/3/18)

SEASON HIGHS

Points	5 vs. Morgan State (12/3/18)
FGs	1, 3x - last vs. Marshall (12/31/18)
3FGs	1, 2x - last vs. Marshall (12/31/18)
FTs	3 vs. Morgan State (12/3/18)
Rebounds	1 vs. Marshall (12/31/18)
Assists	1 vs. Morgan State (12/3/18)
Turnovers	1 vs. Marshall (12/31/18)
Blocks	
Steals	1 vs. Towson (11/6/18)
Minutes	5 vs. Morgan State (12/3/18)

Kody STATTMAN

G • 6-7 • 187 • Freshman • Queensland, Australia • St. Augustine's College

23

2018-19 HIGHLIGHTS

- Has played seven games
- Made collegiate debut vs. Towson (11/6/18)
- Scored first career points with six points vs. Coppin State (11/16/18)
- Scored nine points and made first career 3-pointer vs. Morgan State (12/3/18)

2018-19 GAME-BY-GAME

Opponent	GP-GS	FG	3FG	FT	O-D	Reb	A	TO	Blk	Stl	PF	Min	Pts
Towson	1-0	0-2	0-2	0-0	0-0	0	1	0	0	0	1	4	0
George Washington	2-0	0-0	0-0	0-0	0-1	1	0	1	0	0	1	3	0
Coppin State	3-0	1-2	0-1	4-4	0-2	2	1	0	0	1	0	10	6
Middle Tenn.	4-0	1-2	0-1	0-0	0-1	1	0	0	0	0	0	3	2
Dayton	DNP												
Wisconsin	DNP												
at Maryland	DNP												
Morgan State	5-0	2-4	1-3	4-4	0-1	1	0	0	0	0	1	12	9
VCU	DNP												
at South Carolina	DNP												
William & Mary	6-0	1-3	0-2	0-0	0-1	1	0	0	0	0	0	4	2
Marshall	7-0	1-2	1-2	0-0	0-0	0	0	0	0	0	0	6	3

CAREER HIGHS

Points	9 vs. Morgan State (12/3/18)
FGs	2 vs. Morgan State (12/3/18)
3FGs	1, 2x - last vs. Marshall (12/31/18)
FTs	4, 2x - last vs. Morgan State (12/3/18)
Rebounds	2 vs. Coppin State (11/16/18)
Assists	1, 2x - last vs. Coppin State (11/16/18)
Turnovers	1 vs. George Washington (11/11/18)
Blocks	
Steals	1 vs. Coppin State (12/2/18)
Minutes	12 vs. Morgan State (12/3/18)

SEASON HIGHS

Points	9 vs. Morgan State (12/3/18)
FGs	2 vs. Morgan State (12/3/18)
3FGs	1, 2x - last vs. Marshall (12/31/18)
FTs	4, 2x - last vs. Morgan State (12/3/18)
Rebounds	2 vs. Coppin State (11/16/18)
Assists	1, 2x - last vs. Coppin State (11/16/18)
Turnovers	1 vs. George Washington (11/11/18)
Blocks	
Steals	1 vs. Coppin State (12/2/18)
Minutes	12 vs. Morgan State (12/3/18)

Marco ANTHONY

G • 6-4 • 212 • Sophomore • San Antonio, Texas • Holmes

24

2018-19 HIGHLIGHTS

- Has played 10 games
- Recorded five points vs. Towson (11/6/18)
- Finished with two points, two rebounds and career-high tying four assists vs. Coppin State (11/16/18)
- Finished with eight points with career-bests in FTs (4), rebounds (4) and blocks (1) in career-high 20 minutes vs. Morgan State (12/3/18)

2018-19 GAME-BY-GAME

Opponent	GP-GS	FG	3FG	FT	O-D	Reb	A	TO	Blk	Stl	PF	Min	Pts
Towson	1-0	2-3	1-1	0-1	0-1	1	1	0	0	0	2	8	5
George Washington	2-0	0-0	0-0	0-0	0-0	0	1	0	0	0	0	12	0
Coppin State	3-0	1-3	0-1	0-0	0-2	2	4	0	0	0	0	17	2
Middle Tenn.	4-0	0-0	0-0	0-0	0-1	1	0	0	0	0	1	3	0
Dayton	DNP												
Wisconsin	DNP												
at Maryland	5-0	0-1	0-0	0-0	0-1	1	1	0	0	0	0	6	0
Morgan State	6-0	2-4	0-2	4-4	0-4	4	1	2	1	0	1	20	8
VCU	7-0	0-0	0-0	0-0	0-0	0	0	0	0	0	0	2	0
at South Carolina	8-0	0-1	0-0	0-0	0-0	0	0	0	0	0	0	2	0
William & Mary	9-0	0-1	0-0	0-0	0-0	0	1	1	0	0	1	7	2
Marshall	10-0	0-2	0-0	0-0	0-0	0	1	0	0	0	0	5	0

CAREER HIGHS

Points	10 vs. Louisville (1/31/18)
FGs	4 vs. Louisville (1/31/18)
3FGs	2 vs. Louisville (1/31/18)
FTs	4 vs. Morgan State (12/3/18)
Rebounds	4 vs. Morgan State (12/3/18)
Assists	4, 2x - last vs. Coppin State (11/16/18)
Turnovers	2, 2x - last vs. Morgan State (12/3/18)
Blocks	1, 3x - last vs. Morgan State (12/3/18)
Steals	2 vs. Savannah State (12/19/17)
Minutes	20 vs. Morgan State (12/3/18)

SEASON HIGHS

Points	8 vs. Morgan State (12/3/18)
FGs	2, 2x - last vs. Morgan State (12/3/18)
3FGs	1 vs. Towson (11/6/18)
FTs	4 vs. Morgan State (12/3/18)
Rebounds	4 vs. Morgan State (12/3/18)
Assists	4 vs. Coppin State (11/16/18)
Turnovers	2 vs. Morgan State (12/3/18)
Blocks	1 vs. Morgan State (12/3/18)
Steals	N/A
Minutes	20 vs. Morgan State (12/3/18)

Mamadi DIAKITE

F • 6-9 • 228 • R-Junior • Conakry, Guinea, Africa • Blue Ridge School

25

2018-19 HIGHLIGHTS

- Had two points and two rebounds vs. Towson (11/6/18)
- Scored 10 points vs. George Washington (11/11/18)
- Netted a career-high 18 points vs. Coppin State (11/16/18)
- Recorded six points, five rebounds and one block vs. VCU (12/9/18)
- Scored 10 points at South Carolina (12/19/18)
- Dished out career-best two assists and season-high six boards vs. William & Mary (12/22/18)
- Tallied nine points and career-best three steals vs. Marshall (12/31/18)

2018-19 GAME-BY-GAME

Opponent	GP-GS	FG	3FG	FT	O-D	Reb	A	TO	Blk	Stl	PF	Min	Pts
Towson	1-0	1-3	0-2	0-0	0-2	2	1	0	0	0	3	16	2
George Washington	2-0	5-8	0-1	0-0	2-1	3	0	2	2	0	3	17	10
Coppin State	3-1	7-9	2-2	2-2	2-1	3	1	2	2	0	2	22	18
Middle Tenn.	4-2	4-7	0-0	0-0	0-2	2	0	0	0	0	3	17	8
Dayton	5-3	0-2	0-0	0-0	1-0	1	0	0	0	0	3	8	0
Wisconsin	6-3	2-2	0-0	2-2	0-2	2	0	1	0	1	0	17	6
at Maryland	7-3	0-2	0-0	0-0	0-1	1	1	1	0	0	4	10	0
Morgan State	8-3	1-3	0-0	1-1	0-3	3	1	2	1	0	2	13	3
VCU	9-3	2-4	0-0	2-2	2-3	5	0	1	1	0	1	22	6
at South Carolina	10-4	5-6	0-0	0-1	1-4	5	1	1	1	1	4	22	10
William & Mary	11-5	3-5	0-0	0-0	0-6	6	2	0	1	0	2	24	6
Marshall	12-6	4-6	1-1	0-0	2-2	4	0	1	2	3	0	21	9

CAREER HIGHS

Points	18 vs. Coppin State (11/16/18)
FGs	7 vs. Coppin State (11/16/18)
3FGs	2, 2x - last vs. Coppin State (11/16/18)
FTs	4 vs. Louisville (1/31/18)
Rebounds	7 vs. Yale (11/20/16)
Assists	1, 14x - last at South Carolina (12/19/18)
Turnovers	4 vs. Wisconsin (11/28/17)
Blocks	4 vs. Yale (11/20/16)
Steals	3 vs. Marshall (12/31/18)
Minutes	29, 2x - last at West Virginia (12/5/17)

SEASON HIGHS

Points	18 vs. Coppin State (11/16/18)
FGs	7 vs. Coppin State (11/16/18)
3FGs	2 vs. Coppin State (11/16/18)
FTs	2, 3x - last vs. VCU (12/9/18)
Rebounds	6 vs. William & Mary (12/22/18)
Assists	2 vs. William & Mary (12/22/18)
Turnovers	2, 3x - last vs. Morgan State (12/3/18)
Blocks	2, 2x - last vs. Coppin State (11/16/18)
Steals	3 vs. Marshall (12/31/18)
Minutes	24 vs. William & Mary (12/22/18)

Jay HUFF

F • 7-1 • 232 • R-Sophomore • Durham, N.C. • Voyager Academy

30

2018-19 HIGHLIGHTS

- Has played nine games
- Tallied eight points in eight minutes vs. Towson (11/6/18)
- Scored nine points on 4-5 shooting with four rebounds vs. Coppin State (11/16/18)
- Blocked three shots in 14 minutes vs. Morgan State (12/3/18)
- Registered season-high 14 points and career-high eight rebounds vs. Marshall (12/31/18)

2018-19 GAME-BY-GAME

Opponent	GP-GS	FG	3FG	FT	O-D	Reb	A	TO	Blk	Stl	PF	Min	Pts
Towson	1-0	3-4	1-1	1-2	1-0	1	0	0	0	0	1	8	8
George Washington	2-0	1-2	0-1	1-2	0-3	3	1	0	1	0	3	16	3
Coppin State	3-0	4-5	1-1	0-1	1-3	4	0	0	0	0	1	16	9
Middle Tenn.	4-0	1-2	0-0	1-2	2-1	3	0	0	2	0	1	7	3
Dayton	5-0	0-0	0-0	0-0	0-1	1	0	1	0	0	0	5	0
Wisconsin	DNP												
at Maryland	DNP												
Morgan State	6-0	1-1	0-0	0-0	0-2	2	0	1	3	0	1	14	2
VCU	7-0	0-0	0-0	0-0	0-0	0	0	0	0	0	1	2	0
at South Carolina	DNP												
William & Mary	8-0	1-2	1-1	0-0	0-1	1	0	1	0	0	1	5	3
Marshall	9-0	4-8	0-2	6-6	5-3	8	2	1	2	0	4	13	14

CAREER HIGHS

Points	16 vs. Austin Peay (11/13/17)
FGs	7 vs. Austin Peay (11/13/17)
3FGs	2 vs. Austin Peay (11/13/17)
FTs	6 vs. Marshall (12/31/18)
Rebounds	8 vs. Marshall (12/31/18)
Assists	2, 2x - last vs. Marshall (12/31/18)
Turnovers	2 vs. Monmouth (11/19/17)
Blocks	5 vs. Austin Peay (11/13/17)
Steals	N/A
Minutes	24 vs. Austin Peay (11/13/17)

SEASON HIGHS

Points	14 vs. Marshall (12/31/18)
FGs	4, 2x - last vs. Marshall (12/31/18)
3FGs	1, 3x - last vs. William & Mary (12/22/18)
FTs	6 vs. Marshall (12/31/18)
Rebounds	8 vs. Marshall (12/31/18)
Assists	2 vs. Marshall (12/31/18)
Turnovers	1, 4x - last vs. Marshall (12/31/18)
Blocks	3 vs. Morgan State (12/3/18)
Steals	
Minutes	16, 2x - last vs. Coppin State (11/16/18)

Jack SALT

C • 6-10 • 250 • R-Senior • Auckland, New Zealand • Westlake

33

2018-19 HIGHLIGHTS

- Totaled four points and three rebounds vs. George Washington (11/6/18)
- Missed the Coppin State with back stiffness, ending his 70-game starting streak
- Scored a career-high 12 points, including 10 in the second half, and had seven rebounds at Maryland (11/28/18)
- Grabbed seven rebounds vs. VCU (12/9/18)
- Pulled down a season-high nine rebounds at South Carolina (12/19/18)

2018-19 GAME-BY-GAME

Opponent	GP-GS	FG	3FG	FT	O-D	Reb	A	TO	Blk	Stl	PF	Min	Pts
Towson	1-1	1-1	0-0	1-2	2-1	3	0	2	1	0	3	14	3
George Washington	2-2	1-5	0-0	2-2	0-3	3	1	1	0	0	3	21	4
Coppin State	DNP												
Middle Tenn.	3-2	2-3	0-0	0-3	2-2	4	0	0	1	0	1	14	4
Dayton	4-2	1-2	0-0	0-0	1-3	4	0	1	0	0	4	20	2
Wisconsin	5-3	1-4	0-0	0-0	4-1	5	0	1	1	1	4	26	2
at Maryland	6-4	6-7	0-0	0-1	3-4	7	1	0	1	1	3	34	12
Morgan State	7-5	2-3	0-0	2-2	1-3	4	2	0	0	1	2	13	6
VCU	8-6	0-1	0-0	1-3	3-4	7	0	2	1	0	2	20	1
at South Carolina	9-7	1-3	0-0	2-4	2-7	9	2	0	1	1	3	33	4
William & Mary	10-8	3-5	0-0	0-0	2-0	2	0	2	0	0	4	15	6
Marshall	11-9	1-2	0-0	0-0	1-2	3	4	0	0	0	0	16	2

CAREER HIGHS

Points	12 at Maryland (11/28/18)
FGs	6 at Maryland (11/28/18)
3FGs	N/A
FTs	4 vs. UNCG (11/10/17)
Rebounds	10 vs. Florida (3/18/17)
Assists	4 vs. Marshall (12/31/18)
Turnovers	3, 2x - last at West Virginia (12/5/17)
Blocks	3 vs. Savannah State (12/19/17)
Steals	2 at Pitt (2/24/18)
Minutes	35 vs. Georgia Tech (1/21/17)

SEASON HIGHS

Points	12 at Maryland (11/28/18)
FGs	6 at Maryland (11/28/18)
3FGs	
FTs	2, 3x - last at South Carolina (12/19/18)
Rebounds	9 at South Carolina (12/19/18)
Assists	4 vs. Marshall (12/31/18)
Turnovers	2, 3x - last vs. William & Mary (12/22/17)
Blocks	1, 6x - last at South Carolina (12/19/18)
Steals	1, 4x - last at South Carolina (12/19/18)
Minutes	34 at Maryland (11/28/18)

Austin KATSTRA

F • 6-6 • 217 • Sophomore • Charlottesville, Va. • Albemarle

45

2018-19 HIGHLIGHTS

- Has appeared in seven contests
- Scored three points in seven minutes vs. Coppin State (11/16/18)
- Added a 3-pointer and an assist vs. Morgan State (12/3/18)

2018-19 GAME-BY-GAME

Opponent	GP-GS	FG	3FG	FT	O-D	Reb	A	TO	Blk	Stl	PF	Min	Pts
Towson	1-0	1-1	0-0	0-0	0-2	2	1	0	1	0	0	3	2
George Washington	2-0	0-0	0-0	0-0	0-0	0	0	1	0	0	0	0	2
Coppin State	3-0	1-2	1-2	0-0	0-0	0	1	0	0	0	0	7	3
Middle Tenn.	4-0	0-1	0-1	0-0	0-1	1	0	0	0	0	0	2	0
Dayton	DNP												
Wisconsin	DNP												
at Maryland	DNP												
Morgan State	5-0	1-1	0-0	0-0	0-0	0	1	0	0	0	1	3	2
VCU	DNP												
at South Carolina	DNP												
William & Mary	6-0	0-1	0-1	0-0	0-1	1	0	0	0	0	0	2	0
Marshall	7-0	0-2	0-2	0-0	0-0	0	0	0	0	0	0	2	0

CAREER HIGHS

Points	3, 2x - last vs. Coppin State (11/16/18)
FGs	1, 5x - last vs. Morgan State (12/3/18)
3FGs	1, 2x - last vs. Coppin State (11/16/18)
FTs	1 vs. Hampton (12/22/17)
Rebounds	2 vs. Towson (11/6/18)
Assists	1, 3x - last vs. Coppin State (11/16/18)
Turnovers	1, 2x - last vs. George Washington (11/11/18)
Blocks	1 vs. Towson (11/6/18)
Steals	1 vs. Austin Peay (11/13/17)
Minutes	7 vs. Coppin State (11/16/18)

SEASON HIGHS

Points	3 vs. Coppin State (11/16/18)
FGs	1, 2x - last vs. Morgan State (12/3/18)
3FGs	1 vs. Coppin State (11/16/18)
FTs	
Rebounds	2 vs. Towson (11/6/18)
Assists	1, 3x - last vs. Coppin State (11/16/18)
Turnovers	1 vs. George Washington (11/11/18)
Blocks	1 vs. Towson (11/6/18)
Steals	
Minutes	7 vs. Coppin State (11/16/18)



2018-19 Virginia Basketball
Virginia Combined Team Statistics (as of Dec 31, 2018)
All games



RECORD:	OVERALL	HOME	AWAY	NEUTRAL
ALL GAMES	12-0	7-0	2-0	3-0
CONFERENCE	0-0	0-0	0-0	0-0
NON-CONFERENCE	12-0	7-0	2-0	3-0

#	Player	gp-gs	min	avg	Total		3-Point		F-Throw		Rebounds				pf	dq	a	to	blk	stl	pts	avg
					fg-fga	fg%	3fg-fga	3fg%	ft-fa	ft%	off	def	tot	avg								
05	Kyle Guy	12-12	393	32.8	62-132	.470	36-79	.456	25-29	.862	10	38	48	4.0	14	0	24	17	0	6	185	15.4
12	De'Andre Hunter	12-12	341	28.4	60-112	.536	11-26	.423	43-52	.827	21	39	60	5.0	24	1	28	12	4	9	174	14.5
11	Ty Jerome	12-12	368	30.7	56-125	.448	27-65	.415	31-41	.756	6	45	51	4.3	18	0	51	19	0	26	170	14.2
25	Mamadi Diakite	12-6	211	17.6	34-57	.596	3-6	.500	7-8	.875	9	28	37	3.1	27	0	7	11	10	6	78	6.5
02	Braxton Key	12-5	251	20.9	25-57	.439	6-20	.300	19-25	.760	16	49	65	5.4	26	0	11	8	3	16	75	6.3
00	Kiheï Clark	12-4	332	27.7	18-55	.327	8-28	.286	17-21	.810	2	24	26	2.2	17	0	31	13	0	11	61	5.1
30	Jay Huff	9-0	86	9.6	15-24	.625	3-6	.500	9-13	.692	9	14	23	2.6	13	0	3	4	8	1	42	4.7
33	Jack Salt	11-9	228	20.7	19-36	.528	0-0	.000	8-17	.471	21	30	51	4.6	28	0	10	9	6	4	46	4.2
23	Kody Stattmann	7-0	42	6.0	6-15	.400	2-11	.182	8-8	1.000	2	4	6	0.9	3	0	2	1	0	1	22	3.1
01	Grant Kersey	6-0	12	2.0	3-3	1.000	2-2	1.000	5-5	1.000	1	0	1	0.2	0	0	1	1	0	0	13	2.2
24	Marco Anthony	10-0	83	8.3	5-15	.333	1-4	.250	4-5	.800	0	9	9	0.9	5	0	10	3	1	0	15	1.5
01	Francesco Badocchi	2-0	6	3.0	1-2	.500	0-0	.000	0-0	.000	2	1	3	1.5	2	0	0	0	0	0	2	1.0
45	Austin Katstra	7-0	21	3.0	3-8	.375	1-6	.167	0-0	.000	0	4	4	0.6	3	0	3	1	1	0	7	1.0
10	Jayden Nixon	7-0	26	3.7	2-9	.222	0-3	.000	2-4	.500	2	5	7	1.0	5	0	0	3	1	1	6	0.9
Team											11	13	24				1					
Total.....		12	2400		309-650	.475	100-256	.391	178-228	.781	112	303	415	34.6	185	1	181	103	34	81	896	74.7
Opponents.....		12	2404		229-609	.376	54-219	.247	105-168	.625	102	247	349	29.1	218	-	96	158	32	57	617	51.4

TEAM STATISTICS	VA	OPP	Date	Opponent	Score	Att.
SCORING	896	617	11/06/18	TOWSON	w 73-42	13807
Points per game	74.7	51.4	11/11/18	GEORGE WASHINGTON	w 76-57	13574
Scoring margin	+23.3	-	11/16/18	COPPIN ST.	w 97-40	13971
FIELD GOALS-ATT	309-650	229-609	! 11/21/18	vs Middle Tennessee	w 74-52	1115
Field goal pct	.475	.376	! 11/22/18	vs Dayton	w 66-59	2258
3 POINT FG-ATT	100-256	54-219	! 11/23/18	vs Wisconsin	w 53-46	2249
3-point FG pct	.391	.247	11/28/18	at Maryland	w 76-71	17950
3-pt FG made per game	8.3	4.5	12/03/18	MORGAN ST.	w 83-45	13397
FREE THROWS-ATT	178-228	105-168	12/09/18	VCU	w 57-49	13648
Free throw pct	.781	.625	12/19/18	at South Carolina	w 69-52	12291
F-Throws made per game	14.8	8.8	12/22/18	WILLIAM & MARY	w 72-40	14623
REBOUNDS	415	349	12/31/18	MARSHALL	w 100-64	14623
Rebounds per game	34.6	29.1				
Rebounding margin	+5.5	-				
ASSISTS	181	96				
Assists per game	15.1	8.0				
TURNOVERS	103	158				
Turnovers per game	8.6	13.2				
Turnover margin	+4.6	-				
Assist/turnover ratio	1.8	0.6				
STEALS	81	57				
Steals per game	6.8	4.8				
BLOCKS	34	32				
Blocks per game	2.8	2.7				
ATTENDANCE	97643	35863				
Home games-Avg/Game	7-13949	2-15120				
Neutral site-Avg/Game	-	3-1874				

! = Battle 4 Atlantis (Nassau, Bahamas)
* = Conference game

Score by Periods	1st	2nd	Totals
Virginia	445	451	896
Opponents	269	348	617



2018-19 Virginia Basketball
Virginia Team Game-by-Game Comparison (as of Dec 31, 2018)
All games



Opponent	1st	2nd	Score	Mar	Total FG	FG Pct	3-Pointers	3FG Pct	Free Throws	FT Pct	Rebounds	Assist	T/Over	Block	Steal	Fouls
TOWSON	28/19	45/23	73-42	+31	26-54/13-41	.481/.317	10-26/4-14	.385/.286	11-18/12-27	.611/.444	35/32 +3	19/0	5/14	3/0	6/3	19/18
GEORGE WASHINGTON	42/17	34/40	76-57	+19	30-55/18-45	.545/.400	8-19/6-18	.421/.333	8-13/15-23	.615/.652	32/25 +7	18/8	12/16	3/2	7/4	22/21
COPPIN ST.	45/17	52/23	97-40	+57	35-58/17-52	.603/.327	15-25/6-24	.600/.250	12-15/0-0	.800/.000	35/25 +10	24/10	4/16	5/0	8/0	8/19
Middle Tennessee	38/25	36/27	74-52	+22	26-56/20-51	.464/.392	8-23/3-13	.348/.231	14-20/9-12	.700/.750	38/26 +12	16/12	13/15	4/4	8/9	11/18
Dayton	27/22	39/37	66-59	+7	21-49/25-46	.429/.543	7-20/5-14	.350/.357	17-22/4-8	.773/.500	30/27 +3	8/12	9/14	0/2	6/6	14/21
Wisconsin	33/18	20/28	53-46	+7	20-54/21-48	.370/.438	4-17/2-11	.235/.182	9-12/2-3	.750/.667	31/33 (2)	10/13	5/13	2/5	9/4	9/11
Maryland	39/30	37/41	76-71	+5	28-59/27-50	.475/.540	10-22/7-17	.455/.412	10-15/10-16	.667/.625	23/35 (12)	15/12	2/14	2/2	7/0	19/16
MORGAN ST.	47/23	36/22	83-45	+38	27-50/14-54	.540/.259	8-22/4-19	.364/.211	21-23/13-16	.913/.813	33/28 +5	17/5	13/16	5/2	9/10	15/21
VCU	29/24	28/25	57-49	+8	13-44/18-61	.295/.295	5-18/6-29	.278/.207	26-30/7-11	.867/.636	38/34 +4	9/7	12/8	2/4	4/2	18/21
South Carolina	33/26	36/26	69-52	+17	26-59/20-55	.441/.364	8-24/3-18	.333/.167	9-13/9-13	.692/.692	33/37 (4)	15/9	5/12	2/4	6/4	15/15
WILLIAM & MARY	34/23	38/17	72-40	+32	24-50/16-49	.480/.327	5-13/2-20	.385/.100	19-21/6-16	.905/.375	42/24 +18	12/3	7/7	1/3	4/4	17/17
MARSHALL	50/25	50/39	100-64	+36	33-62/20-57	.532/.351	12-27/6-22	.444/.273	22-26/18-23	.846/.783	45/23 +22	18/5	16/13	5/4	7/11	18/20

Note: Game totals are displayed in the format TEAM/OPPONENT for each category



2018-19 Virginia Basketball
Virginia Points-Rebounds-Assists (as of Dec 31, 2018)
All games



Opponent	Date	Score		00 CLARK,KIHE	01 BADCCHI,F	02 KEY,BRAXTO	05 GUY,KYLE	10 NIXON,JAYD	11 JEROME,TY	12 HUNTER,DE'
TOWSON	11/06/18	73-42	w	4-1-6	DNP	7-9-1	8-2-3	1-0-0	20-3-4	13-10-1
GEORGE WASHINGTON	11/11/18	76-57	w	2-2-3	DNP	5-3-1	20-6-4	0-0-0	20-6-7	10-4-0
COPPIN ST.	11/16/18	97-40	w	9-2-2	DNP	7-7-1	7-6-5	2-3-0	11-4-6	20-1-3
vs Middle Tennessee	11/21/18	74-52	w	7-2-1	DNP	13-7-2	15-2-1	0-0-0	7-1-3	15-8-9
vs Dayton	11/22/18	66-59	w	9-5-2	DNP	3-6-2	14-3-1	DNP	15-1-2	23-6-1
vs Wisconsin	11/23/18	53-46	w	5-5-2	DNP	0-0-0	9-3-3	DNP	11-4-5	20-9-0
at Maryland	11/28/18	76-71	w	4-2-4	DNP	10-1-0	18-3-3	DNP	17-3-1	15-5-4
MORGAN ST.	12/03/18	83-45	w	3-2-2	DNP	6-9-1	15-1-2	1-0-0	8-3-5	15-1-1
VCU	12/09/18	57-49	w	9-2-4	DNP	3-4-1	15-6-1	DNP	14-8-3	9-4-0
at South Carolina	12/19/18	69-52	w	2-0-2	DNP	5-7-0	18-1-0	DNP	25-6-7	5-3-3
WILLIAM & MARY	12/22/18	72-40	w	2-1-1	0-2-0	9-4-0	16-7-1	2-3-0	8-9-4	18-4-3
MARSHALL	12/31/18	100-64	w	5-2-2	2-1-0	7-8-2	30-8-0	0-1-0	14-3-4	11-5-3

Opponent	Date	Score		13 KERSEY,GRA	23 STATTMANN,	24 ANTHONY,MA	25 DIAKITE,MA	30 HUFF,JAY	33 SALT,JACK	45 KATSTRA,AU
TOWSON	11/06/18	73-42	w	0-0-0	0-0-1	5-1-1	2-2-1	8-1-0	3-3-0	2-2-1
GEORGE WASHINGTON	11/11/18	76-57	w	2-0-0	0-1-0	0-0-1	10-3-0	3-3-1	4-3-1	0-0-0
COPPIN ST.	11/16/18	97-40	w	3-0-0	6-2-1	2-2-4	18-3-1	9-4-0	DNP	3-0-1
vs Middle Tennessee	11/21/18	74-52	w	DNP	2-1-0	0-1-0	8-2-0	3-3-0	4-4-0	0-1-0
vs Dayton	11/22/18	66-59	w	DNP	DNP	DNP	0-1-0	0-1-0	2-4-0	DNP
vs Wisconsin	11/23/18	53-46	w	DNP	DNP	DNP	6-2-0	DNP	2-5-0	DNP
at Maryland	11/28/18	76-71	w	DNP	DNP	0-1-1	0-1-1	DNP	12-7-1	DNP
MORGAN ST.	12/03/18	83-45	w	5-0-1	9-1-0	8-4-1	3-3-1	2-2-0	6-4-2	2-0-1
VCU	12/09/18	57-49	w	DNP	DNP	0-0-0	6-5-0	0-0-0	1-7-0	DNP
at South Carolina	12/19/18	69-52	w	DNP	DNP	0-0-0	10-5-1	DNP	4-9-2	DNP
WILLIAM & MARY	12/22/18	72-40	w	0-0-0	2-1-0	0-0-1	6-6-2	3-1-0	6-2-0	0-1-0
MARSHALL	12/31/18	100-64	w	3-1-0	3-0-0	0-0-1	9-4-0	14-8-2	2-3-4	0-0-0



2018-19 Virginia Basketball
Virginia Game-by-Game Highs (as of Dec 31, 2018)
All games



Opponent	Date	Score	Points	Rebounds	Assists	Steals	Blocked shots
TOWSON	11/06/18	73-42	20-Ty Jerome	10-De'Andre Hunter	6-Kihe Clark	3-Ty Jerome	1-Jack Salt Austin Katstra Braxton Key
GEORGE WASHINGTON	11/11/18	76-57	20-Ty Jerome Kyle Guy	6-Kyle Guy Ty Jerome	7-Ty Jerome	4-Ty Jerome	2-Mamadi Diakite
COPPIN ST.	11/16/18	97-40	20-De'Andre Hunter	7-Braxton Key	6-Ty Jerome	3-De'Andre Hunter	2-Braxton Key Mamadi Diakite
vs Middle Tennessee	11/21/18	74-52	15-Kyle Guy De'Andre Hunter	8-De'Andre Hunter	9-De'Andre Hunter	3-Kyle Guy	2-Jay Huff
vs Dayton	11/22/18	66-59	23-De'Andre Hunter	6-Braxton Key De'Andre Hunter	2-Ty Jerome Kihe Clark Braxton Key	4-Braxton Key	None
vs Wisconsin	11/23/18	53-46	20-De'Andre Hunter	9-De'Andre Hunter	5-Ty Jerome	3-Ty Jerome Kihe Clark	1-De'Andre Hunter Jack Salt
at Maryland	11/28/18	76-71	18-Kyle Guy	7-Jack Salt	4-De'Andre Hunter Kihe Clark	2-Braxton Key Kihe Clark	1-De'Andre Hunter Jack Salt
MORGAN ST.	12/03/18	83-45	15-De'Andre Hunter Kyle Guy	9-Braxton Key	5-Ty Jerome	5-Ty Jerome	3-Jay Huff
VCU	12/09/18	57-49	15-Kyle Guy	8-Ty Jerome	4-Kihe Clark	2-Ty Jerome Kihe Clark	1-Jack Salt Mamadi Diakite
at South Carolina	12/19/18	69-52	25-Ty Jerome	9-Jack Salt	7-Ty Jerome	2-Mamadi Diakite Braxton Key	1-Mamadi Diakite Jack Salt
WILLIAM & MARY	12/22/18	72-40	18-De'Andre Hunter	9-Ty Jerome	4-Ty Jerome	2-De'Andre Hunter Ty Jerome	1-Mamadi Diakite
MARSHALL	12/31/18	100-64	30-Kyle Guy	8-Jay Huff Braxton Key Kyle Guy	4-Ty Jerome Jack Salt	3-Ty Jerome Mamadi Diakite	2-Mamadi Diakite Jay Huff



Individual Career History



Marco Anthony

Season	gp-gs	min/avg	Total		3-Point		F-Throws		Rebounds				Scoring							
			fg-fga	pct	fg-fga	pct	ft-fta	pct	off	def	tot	avg	pf	fo	ast	to	blk	stl	pts	avg
2017-18	13-0	103/7.9	10-28	.357	5-13	.385	1-3	.333	1	12	13	1.0	5	0	9	6	2	2	26	2.0
2018-19	10-0	83/8.3	5-15	.333	1-4	.250	4-5	.800	0	9	9	0.9	5	0	10	3	1	0	15	1.5
TOTAL	23-0	186/8.1	15-43	.349	6-17	.353	5-8	.625	1	21	22	1.0	10	0	19	9	3	2	41	1.8

Francesco Badocchi

Season	gp-gs	min/avg	Total		3-Point		F-Throws		Rebounds				Scoring							
			fg-fga	pct	fg-fga	pct	ft-fta	pct	off	def	tot	avg	pf	fo	ast	to	blk	stl	pts	avg
2018-19	2-0	6/3.0	1-2	.500	0-0	.000	0-0	.000	2	1	3	1.5	2	0	0	0	0	0	2	1.0
TOTAL	2-0	6/3.0	1-2	.500	0-0	.000	0-0	.000	2	1	3	1.5	2	0	0	0	0	0	2	1.0

Francisco Caffaro

Kihei Clark

Season	gp-gs	min/avg	Total		3-Point		F-Throws		Rebounds				Scoring							
			fg-fga	pct	fg-fga	pct	ft-fta	pct	off	def	tot	avg	pf	fo	ast	to	blk	stl	pts	avg
2018-19	12-4	332/27.7	18-55	.327	8-28	.286	17-21	.810	2	24	26	2.2	17	0	31	13	0	11	61	5.1
TOTAL	12-4	332/27.7	18-55	.327	8-28	.286	17-21	.810	2	24	26	2.2	17	0	31	13	0	11	61	5.1

Mamadi Diakite

Season	gp-gs	min/avg	Total		3-Point		F-Throws		Rebounds				Scoring							
			fg-fga	pct	fg-fga	pct	ft-fta	pct	off	def	tot	avg	pf	fo	ast	to	blk	stl	pts	avg
2016-17	32-1	449/14.0	50-92	.543	3-11	.273	18-33	.545	28	54	82	2.6	75	2	6	13	39	8	121	3.8
2017-18	34-0	532/15.6	75-130	.577	0-0	.000	32-41	.780	31	70	101	3.0	74	1	5	26	16	15	182	5.4
2018-19	12-6	211/17.6	34-57	.596	3-6	.500	7-8	.875	9	28	37	3.1	27	0	7	11	10	6	78	6.5
TOTAL	78-7	1192/15.3	159-279	.570	6-17	.353	57-82	.695	68	152	220	2.8	176	3	18	50	65	29	381	4.9

Kyle Guy

Season	gp-gs	min/avg	Total		3-Point		F-Throws		Rebounds				Scoring							
			fg-fga	pct	fg-fga	pct	ft-fta	pct	off	def	tot	avg	pf	fo	ast	to	blk	stl	pts	avg
2016-17	34-6	634/18.6	90-205	.439	51-103	.495	25-35	.714	5	52	57	1.7	37	0	45	21	1	13	256	7.5
2017-18	34-33	1102/32.4	178-429	.415	83-212	.392	42-51	.824	13	76	89	2.6	41	0	50	42	1	35	481	14.1
2018-19	12-12	393/32.8	62-132	.470	36-79	.456	25-29	.862	10	38	48	4.0	14	0	24	17	0	6	185	15.4
TOTAL	80-51	2129/26.6	330-766	.431	170-394	.431	92-115	.800	28	166	194	2.4	92	0	119	80	2	54	922	11.5

Jay Huff

Season	gp-gs	min/avg	Total		3-Point		F-Throws		Rebounds				Scoring							
			fg-fga	pct	fg-fga	pct	ft-fta	pct	off	def	tot	avg	pf	fo	ast	to	blk	stl	pts	avg
2017-18	12-0	106/8.8	17-25	.680	2-7	.286	5-8	.625	6	17	23	1.9	14	1	4	4	14	1	41	3.4
2018-19	9-0	86/9.6	15-24	.625	3-6	.500	9-13	.692	9	14	23	2.6	13	0	3	4	8	1	42	4.7
TOTAL	21-0	192/9.1	32-49	.653	5-13	.385	14-21	.667	15	31	46	2.2	27	1	7	8	22	2	83	4.0



Individual Career History

De'Andre Hunter

Season	gp-gs	min/avg	Total		3-Point		F-Throws		Rebounds				Scoring							
			fg-fga	pct	fg-fga	pct	ft-fta	pct	off	def	tot	avg	pf	fo	ast	to	blk	stl	pts	avg
2017-18	33-0	657/19.9	104-213	.488	21-55	.382	74-98	.755	38	79	117	3.5	60	1	36	31	13	19	303	9.2
2018-19	12-12	341/28.4	60-112	.536	11-26	.423	43-52	.827	21	39	60	5.0	24	1	28	12	4	9	174	14.5
TOTAL	45-12	998/22.2	164-325	.505	32-81	.395	117-150	.780	59	118	177	3.9	84	2	64	43	17	28	477	10.6

Ty Jerome

Season	gp-gs	min/avg	Total		3-Point		F-Throws		Rebounds				Scoring							
			fg-fga	pct	fg-fga	pct	ft-fta	pct	off	def	tot	avg	pf	fo	ast	to	blk	stl	pts	avg
2016-17	34-4	473/13.9	52-110	.473	29-73	.397	14-18	.778	1	54	55	1.6	59	1	50	30	2	15	147	4.3
2017-18	34-34	1046/30.8	133-316	.421	58-153	.379	38-42	.905	11	95	106	3.1	79	0	132	54	1	55	362	10.6
2018-19	12-12	368/30.7	56-125	.448	27-65	.415	31-41	.756	6	45	51	4.3	18	0	51	19	0	26	170	14.2
TOTAL	80-50	1887/23.6	241-551	.437	114-291	.392	83-101	.822	18	194	212	2.7	156	1	233	103	3	96	679	8.5

Austin Katstra

Season	gp-gs	min/avg	Total		3-Point		F-Throws		Rebounds				Scoring							
			fg-fga	pct	fg-fga	pct	ft-fta	pct	off	def	tot	avg	pf	fo	ast	to	blk	stl	pts	avg
2017-18	10-0	19/1.9	4-7	.571	1-4	.250	1-2	.500	0	5	5	0.5	1	0	0	1	0	1	10	1.0
2018-19	7-0	21/3.0	3-8	.375	1-6	.167	0-0	.000	0	4	4	0.6	3	0	3	1	1	0	7	1.0
TOTAL	17-0	40/2.4	7-15	.467	2-10	.200	1-2	.500	0	9	9	0.5	4	0	3	2	1	1	17	1.0

Grant Kersey

Season	gp-gs	min/avg	Total		3-Point		F-Throws		Rebounds				Scoring							
			fg-fga	pct	fg-fga	pct	ft-fta	pct	off	def	tot	avg	pf	fo	ast	to	blk	stl	pts	avg
2018-19	6-0	12/2.0	3-3	1.000	2-2	1.000	5-5	1.000	1	0	1	0.2	0	0	1	1	0	0	13	2.2
TOTAL	6-0	12/2.0	3-3	1.000	2-2	1.000	5-5	1.000	1	0	1	0.2	0	0	1	1	0	0	13	2.2

Braxton Key

Season	gp-gs	min/avg	Total		3-Point		F-Throws		Rebounds				Scoring							
			fg-fga	pct	fg-fga	pct	ft-fta	pct	off	def	tot	avg	pf	fo	ast	to	blk	stl	pts	avg
2018-19	12-5	251/20.9	25-57	.439	6-20	.300	19-25	.760	16	49	65	5.4	26	0	11	8	3	16	75	6.3
TOTAL	12-5	251/20.9	25-57	.439	6-20	.300	19-25	.760	16	49	65	5.4	26	0	11	8	3	16	75	6.3

Jayden Nixon

Season	gp-gs	min/avg	Total		3-Point		F-Throws		Rebounds				Scoring							
			fg-fga	pct	fg-fga	pct	ft-fta	pct	off	def	tot	avg	pf	fo	ast	to	blk	stl	pts	avg
2018-19	7-0	26/3.7	2-9	.222	0-3	.000	2-4	.500	2	5	7	1.0	5	0	0	3	1	1	6	0.9
TOTAL	7-0	26/3.7	2-9	.222	0-3	.000	2-4	.500	2	5	7	1.0	5	0	0	3	1	1	6	0.9

Jack Salt

Season	gp-gs	min/avg	Total		3-Point		F-Throws		Rebounds				Scoring							
			fg-fga	pct	fg-fga	pct	ft-fta	pct	off	def	tot	avg	pf	fo	ast	to	blk	stl	pts	avg
2015-16	21-9	135/6.4	16-32	.500	0-0	.000	1-4	.250	14	10	24	1.1	25	0	0	10	5	1	33	1.6
2016-17	34-34	627/18.4	52-93	.559	0-0	.000	22-45	.489	53	85	138	4.1	88	2	13	21	22	11	126	3.7
2017-18	34-34	673/19.8	52-81	.642	0-0	.000	13-34	.382	50	89	139	4.1	62	0	9	21	22	11	117	3.4
2018-19	11-9	228/20.7	19-36	.528	0-0	.000	8-17	.471	21	30	51	4.6	28	0	10	9	6	4	46	4.2
TOTAL	100-86	1663/16.6	139-242	.574	0-0	.000	44-100	.440	138	214	352	3.5	203	2	32	61	55	27	322	3.2

Kody Stattmann

Season	gp-gs	min/avg	Total		3-Point		F-Throws		Rebounds				Scoring							
			fg-fga	pct	fg-fga	pct	ft-fta	pct	off	def	tot	avg	pf	fo	ast	to	blk	stl	pts	avg
2018-19	7-0	42/6.0	6-15	.400	2-11	.182	8-8	1.000	2	4	6	0.9	3	0	2	1	0	1	22	3.1
TOTAL	7-0	42/6.0	6-15	.400	2-11	.182	8-8	1.000	2	4	6	0.9	3	0	2	1	0	1	22	3.1