



VIRGINIA

2014-15 VIRGINIA CAVALIER WOMEN'S BASKETBALL GAME NOTES

2014-15 Schedule/Results

Nov. 14	OHIO STATE	W, 87-82
Nov. 16	RADFORD	W, 75-47
Nov. 20	at Xavier	W, 71-62
Nov. 23	AUBURN	W, 66-51
Nov. 28	vs. Toledo%	L, 64-62
Nov. 30	vs. FIU	W, 74-61
Dec. 03	at Illinois	L, 86-63
Dec. 06	DELAWARE STATE	W, 100-62
Dec. 16	LONGWOOD	W, 91-49
Dec. 19	SAINT MARY'S	W, 62-49
Dec. 21	HOWARD	W, 74-53
Dec. 28	Drexel 71, Miami 54\$	
	DAVIDSON \$	L, 67-57
Dec. 29	Miami (OH) 59, Davidson 58\$	
	DREXEL \$	W, 72-66
Jan 04	at Virginia Tech*	W, 62-47
Jan. 08	WAKE FOREST*	W, 72-70
Jan. 11	at No. 21 Syracuse*	L, 70-58
Jan. 15	BOSTON COLLEGE*	W, 68-56
Jan. 18	at Louisville* ^{RSN}	3 p.m.
Jan. 21	at Miami* ^{ESPN3}	7 p.m.
Jan. 25	GEORGIA TECH*	2 p.m.
Jan. 29	NC STATE*	7 p.m.
Feb. 1	at Clemson* ^{ESPN3}	2 p.m.
Feb. 5	at Notre Dame*	7 p.m.
Feb. 12	DUKE*	7 p.m.
Feb. 15	FLORIDA STATE* ^{RSN}	1 p.m.
Feb. 19	at Pittsburgh*	7 p.m.
Feb. 22	VIRGINIA TECH*	1 p.m.
Feb. 26	at North Carolina* ^{RSN}	7 p.m.
Mar. 1	LOUISVILLE* ^{RSN}	1 p.m.

* ACC game

% Florida International Tournament (Miami, Florida)

\$ Cavalier Classic Tournament

[RSN] - Regional Sports Networks

[ESPN3] - streamed online on ESPN.go.com/watchespn

All Times Eastern

Rankings are Associated Press

Game # 18 • Jan. 18, 2015 • 3 p.m.

KFC Yum! Center • Louisville, Ky.



Virginia Cavaliers (13-4, 3-1 ACC)

at

No. 4 Louisville Cardinals (16-1, 4-0 ACC)



Radio: WINA 1070-AM: Channing Poole, Larry Johnson

TV: ACC Regional Sports Networks: Drew Deener, Christy Winters Scott

The Virginia women's basketball team (13-4, 2-1 ACC) will play at No. 4 Louisville (16-1, 4-0 ACC) on Sunday, Jan. 18 at 3 p.m.

This will be the second time in the last three games that Virginia has faced a ranked opponent on the road. The Cavaliers fell 70-58 at No. 21 Syracuse last Sunday (Jan. 11).

The Louisville game is the first of back-to-back road contests against the conference's No. 1 teams. Louisville and next Wednesday's opponent, Miami, are both currently 4-0 in the ACC.

Virginia, currently tied for fourth in the ACC, is coming off a 68-56 Thursday night victory over BC. The Cavaliers are 8-2 in their last 10 games.

The Cavaliers shot 50.0 percent from three-point range against the Eagles, making 13 of 26 long-range shots, one shy of tying the program record for made-threes in a contest. However, Virginia struggled from inside the arc, going 9-of-35 (25.7 percent) from two-point range. It was the third time this season that the Cavaliers made 10 or more three-pointers in a game. Virginia has made a conference-best 38 three-pointers in ACC games and is second with a 40.4 three-point shooting percentage.

Junior guard Faith Randolph (Derwood, Md.) and sophomore guard Breyana Mason (Woodbridge, Va.) each made four three-pointers, with Randolph going 4-of-6 and Mason 4-of-5 from beyond the arc. Randolph is averaging 2.1 made-threes per game this season, ranking sixth in the ACC.

Freshman guard Mikayla Venson (Arlington, Va.) made three treys, giving her a conference-best 14 treys in ACC contests.

In addition to scoring 12 points, Mason also dished seven assists, matching her career high, while only committing one turnover. Mason ranks second in the ACC in assist-to-turnover ratio at 2.3.

In all, 16 of Virginia's 22 baskets against BC were assisted, the highest percentage of assisted baskets for UVA this season (72.7).

Projected Starting Lineup

G	1	Mikayla Venson	Fr.	11.8 ppg	2.2 rpg	43 assists
• Averaging 14.0 ppg in ACC contests; 14 made-threes in ACC games						
G	12	Breyana Mason	So.	9.2 ppg	2.3 rpg	63 assists
• 4-of-5 from 3pt range vs BC, also had seven assist to one turnover						
G	20	Faith Randolph	Jr.	17.8 ppg	3.7 rpg	27 steals/ 31 assts
• Back-to-back 20-pt games vs Syracuse and BC; fourth in the ACC in ppg						
F	21	Lauren Moses	Fr.	5.4 ppg	6.2 rpg	23 blocks
• Had a three-block game against Wake; leads team in blocked shots						
F	42	Sarah Imovbioh	Sr.	14.6 ppg	11.2 rpg	24 steals
• Leads the ACC in rebounding; leads the nation in offensive rebounds (5.4 per game)						

QUICK FACTS
THE UNIVERSITY OF VIRGINIA

Name.....The University of Virginia
 Founded.....by Thomas Jefferson in 1819
 Nicknames.....Cavaliers, Wahoons, 'Hoos
 Location.....Charlottesville, Va.
 Enrollment.....21,238 (14,898 undergraduate)
 President.....Teresa A. Sullivan (Michigan State '70)
 Athletics Director.....Craig Littlepage (Pennsylvania '73)
 Conference.....Atlantic Coast Conference (ACC)
 Colors.....Orange and Blue
 Official Athletics Websites.....VirginiaSports.com
VirginiaSportsTV.com
 University Website.....virginia.edu

WOMEN'S BASKETBALL INFORMATION

First Season of Basketball.....1973-74
 All-Time Record.....851-401 (42nd year)*
 All-Time Home Record.....416-185*
 John Paul Jones Arena.....114-35 (9th season)*
 University Hall.....302-149
 All-Time ACC Record.....333-186 (35 years)*
 Home Facility.....John Paul Jones Arena (14,593)
 Press Row Phone Number.....434-962-0579
 NCAA Tournament Appearances/Last.....24/2010
 NCAA Tournament Record.....33-24
 WNIT Tournament Appearances/Last.....5/2012
 WNIT Tournament Record.....11-6
 2013-14 Record.....14-17
 ACC Record/Finish.....6-10/10th
 Letterwinners Returning/Lost.....7/4
 Starters Returning/Lost.....2/3
 Newcomers.....4

COACHING & SUPPORT STAFF

Head Coach.....Joanne Boyle
 Career Record.....272-139*
 Virginia Record.....68-46*
 Associate Head Coach.....Kim McNeill
 Assistant Coach.....La'Keshia Frett Meredith
 Assistant Coach.....Cory McNeill
 Asst AD WBB Operations.....Sarah Holsinger
 Assistant Director of Operations.....Hadley Zeavin
 Video Coordinator.....James Rogol
 Athletic Trainer.....Shannon Soares
 Strength & Conditioning.....Robb Hornett
 Equipment Manager.....Matt Althoff

*records through games of 1/15/15

INTERVIEW POLICY

All interview requests for Virginia women's basketball must be made through Melissa Dudek in the Virginia Athletics Media Relations Office. Players' individual phone numbers will not be given to the media at any time. Game day interviews will not be granted until the postgame press conference opportunity. Please give a minimum of 24 hours notice for all interview requests.

HOOS HOT

- Faith Randolph scored 24 points at Syracuse, making 10 field goals (on 22 attempts), her second 10-field goal game of the season. Randolph followed that with a 23-point game against BC.
- Randolph's 23 points against BC was her seventh 20-point game of the year and the 14th time this season a Cavalier reached that benchmark. It was also the second time this season she had back-to-back 20-point games (Saint Mary's -20 and Howard -26)
- After a four game stretch from Dec. 28 - Jan. 8 (Davidson, Drexel, Virginia Tech, Wake) in which she shot 25.4 percent (14-of-55) but still managed to average 11.75 points per game, Randolph is 17-of-38 (44.7 percent) in the last two games, averaging 23.5 points with seven made threes
- Breyana Mason recovered from 0-of-8 shooting at Syracuse to go 4-of-5 from three-point range against BC
- Mason is 8-of-13 from three-point range (61.5 percent) and 8-of-8 from the free throw line in ACC games
- Mason has four double-digit scoring efforts in the last five gms
- Mikayla Venson has 8 assists and 7 steals in the last three games while averaging 14.3 ppg

SCOUTING LOUISVILLE

- Louisville's only loss this season was a 77-68 setback at home against then-ranked No. 13 Kentucky
- Louisville dispatched NC State, 68-58, on Wednesday night to improve to 10-1 at the KFC Yum! Center this season
- The Cardinals are averaging 45.6 points per game in the paint (776 this season) and have scored at least 40 in 11 games
- Louisville ranks in the top 25 nationally in nine Division I statistical categories. The Cardinals are in the top 10 in six areas (won-lost percentage, scoring margin, scoring offense, field-goal percentage, assists per game, and turnover margin).
- The Cardinals have a balanced scoring attack with Mariya Moore leading the team with a 13.9 points-per-game average. Moore is averaging 16.3 ppg in ACC contests
- The Cardinals also have balanced rebounding with four players averaging more than five rebounds per game and two others averaging 4.7 or more.

CAVALIERS VS CARDINALS

- This is the first-ever meeting between the two teams as ACC opponents
- This is the second-ever meeting between the teams. Virginia earned a 74-60 victory on Feb. 9, 1985 at U-Hall
- The two teams will play one another again in the regular-season finale on March 1 at John Paul Jones Arena

CAVALIERS VS RANKED TEAMS

- Virginia is 0-1 this season against ranked teams
- This is Virginia's second time in the last three games playing against a ranked opponent
- Since 1977, an unranked Virginia team has upset a top-10 opponent six times including last season's 86-72 victory over No. 6 Maryland

HOMECOMING

- Senior forward Sarah Beth Barnette is a native of Lexington, Ky., about an hour's drive away from Louisville
- Barnette, who played on season at Kentucky before transferring to UVa, was the 2010 Miss Kentucky Basketball as well as 2010 Gatorade Kentucky High School Player of the Year
- Barnette finished her career at Lexington Christian Academy with 1,928 points and 1,076 rebounds
- This is Barnette's first time playing in her home state since transferring to UVa

ON DECK

- Virginia finishes off the current two-game road trip by playing at Miami on Wednesday, Jan. 21 at 7 p.m.
- Virginia returns home to host Georgia Tech on Sunday, Jan. 25 at 2 p.m.
- The Georgia Tech game is Virginia's annual National Girls and Women in Sports Day celebration featuring a halftime ceremony honoring Meghan O'Leary and a pregame multi-sport festival

FUTURE HOO NEWS

- Moné Jones, a 6-3 senior forward at Riverside High in Durham, N.C. who has signed an NLI to join the Cavaliers next season, is a nominee for the McDonald's All-American game
- Jones is averaging 15.8 points, 8.5 rebounds, 2.3 assists and 1.4 blocks per game for the Pirates
- The final roster of 24 players for the April 1 game will be announced on Wednesday, Jan. 28

ACC LEADERS

- Sarah Imovbioh leads the ACC in rebounding (11.2 per game) and in offensive rebounds per game (5.4)
- Imovbioh is back to leading in the nation in offensive rebounds per game and is 11th in total rebounds per game
- Imovbioh is second in the ACC in field goal percentage (61.9) and fifth in the nation. Imovbioh finished her freshman season as the ACC leader in field goal shooting percentage.
- Imovbioh is 14th in the ACC points per game (14.6)
- Imovbioh's 24 rebounds against Ohio State is still the highest single-game total by an ACC player this season
- Faith Randolph moved back up to fourth in ACC in points per game (17.8)
- Randolph is second in free throw percentage (88.9)
- Randolph is sixth in three-point shooting (38.3 percent) and sixth in made-threes per game (2.1)
- Mikayla Venson is fourth in three-point shooting percentage (39.1) and 11th in made-threes per game (2.0)
- Lauren Moses is 10th in blocked shots (1.35 per game)
- Breyana Mason is second in assist-to-turnover ratio (2.25) and fifth in assists per game (3.7)
- Virginia averages the fewest turnovers per game (13.6)
- The Cavaliers are fifth in the ACC in three-point shooting percentage (35.0)
- In conference games, UVa is second in 3pt shooting percentage (40.4) and leading the conference teams with 9.5 made-threes per gm

This Week in the ACC**Wednesday, Jan. 14**

Louisville 65, NC State 58

Thursday, Jan. 15Virginia 68, Boston College 56
Duke 65, Virginia Tech 40
Notre Dame 89, North Carolina 79
Syracuse 73, Wake Forest 62
Florida State 58, Pitt 43
Miami 79, Clemson 42**Sunday, Jan. 18**Virginia at Louisville
Miami at Duke
Syracuse at Boston College
Pitt at Georgia Tech
North Carolina at Clemson
NC State at Wake Forest
Florida State at Virginia Tech**Monday, Jan. 19**

Tennessee at Notre Dame

Last Week in the ACC**Thursday, Jan. 8**Virginia 72, Wake Forest 70
Duke 74, Syracuse 72
Georgia Tech 80, BC 77
Pitt 84, North Carolina 59
NC State 73, Virginia Tech 59
Florida State 82, Clemson 52
Miami 78, Notre Dame 63**Saturday, Jan. 10**

NC State 76, Clemson 50

Sunday, Jan. 11Syracuse 70, Virginia 58
Florida State 74, Duke 58
Notre Dame 104, BC 58
Louisville 79, Wake Forest 68
Miami 62, Virginia Tech 45
North Carolina 96, Georgia Tech 81

AP TOP 25

1	South Carolina (28)	16-0	868
2	Connecticut (7)	14-1	846
3	Baylor	14-1	777
4	Texas	13-1	728
4	Louisville	15-1	728
6	Tennessee	14-2	722
7	Notre Dame	15-2	678
8	Maryland	13-2	583
9	Oregon St	14-1	579
10	Kentucky	14-3	545
11	Texas A&M	15-3	515
12	North Carolina	15-2	488
13	Stanford	12-4	453
14	Arizona St	15-1	396
15	Mississippi St	18-1	341
16	Duke	11-5	332
17	Nebraska	12-3	275
18	Georgia	15-2	270
19	Princeton	17-0	177
20	Florida St	15-2	167
21	Oklahoma St	11-3	161
22	Iowa	12-3	138
23	Minnesota	14-2	113
24	Rutgers	12-4	98
25	Syracuse	11-5	91

Others receiving votes: Western Kentucky 78, Chattanooga 49, Miami (FL) 41, Washington 24, South Florida 21, Iowa State 19, Northwestern 18, Green Bay 14, Arizona 10, Long Beach St 7, St. John's 7, Seton Hall 6, California 5, Depaul 3, George Washington 2, Ohio State 2

Dropped from rankings: Western Kentucky 25

USA TODAY COACHES POLL

1	South Carolina (27)	16-0	795
2	Connecticut (5)	14-1	773
3	Baylor	14-1	726
4	Louisville	15-1	665
5	Texas	13-1	663
6	Tennessee	14-2	635
7	Notre Dame	15-2	625
8	Maryland	13-2	580
9	Oregon St	14-1	510
10	North Carolina	15-2	504
11	Kentucky	14-3	473
12	Texas A&M	15-3	470
13	Stanford	12-4	406
14	Duke	11-5	333
15	Nebraska	12-3	302
16	Georgia	15-2	294
17	Arizona St	15-1	283
18	Mississippi St	18-1	241
19	Florida St	15-2	234
20	Oklahoma St	11-3	185
21	Iowa	12-3	138
22	Rutgers	12-4	133
23	Princeton	17-0	109
24	Syracuse	11-5	78
25	South Florida	13-3	46

Others receiving votes: Northwestern 35, Washington 27, George Washington 26, West Virginia 23, James Madison 21, Depaul 20, Western Kentucky 16, St. John's 13, Seton Hall 12, California 4, Miami (FL) 1, Green Bay 1

Dropped from rankings: West Virginia 25

COLD SHOOTING AT 'CUSE

• Virginia got off to a slow start in the first half, going making 10 of 39 shot attempts in the period including starting the game 1-of-12, while the Orange made eight three-pointers to take a 41-23 lead into halftime. The Cavaliers briefly cut the deficit to single digits with 12:30 remaining in the game, but Syracuse's timely three-pointers cut down Virginia's comeback attempts.

• Faith Randolph paced the Cavaliers at Syracuse with her sixth 20-point game of the year, scoring 24 points. Randolph made 10 field goals, scoring six of Virginia's 10 buckets in the first half, her second 10-basket performance of the season. Randolph also took 22 shots in the game, the third time this season she attempted 20 or more in a game.

• Lauren Moses matched her season high with 13 rebounds against Syracuse, grabbing 11 of those in the first half.

CAVALIERS COMEBACK VS WAKE

• Virginia earned a 72-70 home victory over Wake after trailing by nine points with 7:27 left in the game

• Mikayla Venson scored 16 of her 21 points in the final 6:39 of the game

• Venson scored Virginia's final 10 points, including hitting a pair of free throws with 1.0 seconds remaining.

• Venson went 5-of-10 from three-point range

• Lauren Moses had a well-balanced game, scoring eight points on 4-of-5 shooting, with seven rebounds, two assists and two steals. Moses also had three blocked shots, including batting down a potential game-winning attempt by the Demon Deacons in the final 18 seconds of the game.

CAVALIERS OPEN ACC PLAY

• Virginia's 62-47 victory over Virginia Tech in the ACC opener was the first time since 2008-09 that the Cavaliers won the first conference game of the season.

• Virginia hadn't started the season 2-0 in conference play since 2007-08

• The victory over the Hokies was the 17th-consecutive win in the series for the Cavaliers.

• The Cavaliers hit eight three-pointers, including making five in the first half.

• Breyana Mason was one of three Cavaliers to finish the game scoring in double digits, putting up 16 points, including making a pair of 3 pts.

• Mikayla Venson scored 13 points, going 5-of-11 from the field overall and 3-of-7 from three-point range.

• Sarah Imovbioh had 11 rebounds while also scoring nine points.

• Virginia Tech's Rachel Camp scored 23 points, including making one of VT's three three-pointers.

HOT SHOOTING PERFORMANCES

• Sarah Imovbioh was 9-of-11 (81.8 percent) from the field against Howard, topping her previous-best shooting, a 7-of-9 night against Auburn. She was also 7-of-9 in the final non-conference game against Drexel.

• Mikayla Venson was 6-of-8 from the field against Radford and 3-of-4 against Auburn. All four of her shots against Auburn were from beyond the arc.

• Venson was 5-of-7 from the field against FIU

• Breyana Mason was 4-of-6 (66.7 percent) shooting against Auburn

• Aliyah Huland El went 2-of-3 from 3-point range against FIU

• Sydney Umeri was 4-of-7 at Illinois and 3-of-4 against DSU

• Lauren Moses was 4-of-5 for 8 pts against Wake

DISHING IT OUT

- Breyana Mason had seven assists against Delaware State, the most assist by a UVa player in a game this season
- Mason matched that mark with seven assists against Boston College (with one TO)
- Sarah Beth Barnette had a career-high five assists against Delaware State
- Ten out of Virginia's 11 players had at least one assist against Delaware State

THREE-POINT SHOOTING

- The Cavaliers were 7-of-10 from three-point range against Auburn, the first time Virginia had a 70 percent or better three-point efficiency since making 5-of-7 (71.4 percent) against UCSB in an NCAA Tournament game in 2008.
- The Cavaliers made 13 threes against Boston College, one shy of matching the school record
- Faith Randolph was 9-of-16 (56.3 percent) from three-point range through the first four games of the year
- Breyana Mason went 5-of-7 from three point range in the opener against Ohio State, but hadn't taken another three-point shot until going 0-for-1 against Toledo
- Mason went 4-of-5 against Boston College
- Mikayla Venson made five of her seven three-point attempts against Delaware State
- Venson had another five-3 ptr game, making five of Virginia's 10 treys against Wake Forest, going 5-of-10 from long range

BLOCKED SHOTS

- Last season, the Cavaliers averaged 1.4 blocked shots per game, which ranked 337th nationally out of 343 teams
- This season, the Cavaliers have 60 blocked shots, already passing last season's final tally of 42
- Lauren Moses has three games this season in which she has blocked three shots.
- Moses has ranked in the top-10 of the ACC most of the season in blocked shots per game

FORCING TURNOVERS

- The Cavaliers forced 25 turnovers against FIU, scoring 31 points off the miscues. Virginia only turned the ball over seven times in the game.
- The Cavaliers forced 20 Radford turnovers while only committing five.
- Both Mikayla Venson and Sarah Imovbioh had five steals against FIU.
- Seven different players had at least one steal against Radford.

ACC STANDINGS (through games of 1/15/15)

1.	Louisville	4-0	16-1
	Miami (FL)	4-0	14-3
3.	Notre Dame	4-1	16-2
4.	Florida St	3-1	16-2
	Virginia	3-1	13-4
	Duke	3-1	12-5
7.	North Carolina	2-2	15-3
	Syracuse	2-2	12-5
	Georgia Tech	2-2	12-6
	NC State	2-2	11-6
11.	Pittsburgh	1-2	11-5
12.	Clemson	1-4	9-9
13.	Wake Forest	0-4	9-9
	Boston College	0-4	8-9
15.	Virginia Tech	0-5	9-9

ACTING HEAD COACH

- Associate head coach Kim McNeill served as the acting head coach for three games (Longwood, Saint Mary's, Howard), while Joanne Boyle was finalizing an adoption. McNeill went 3-0 in those games. The wins will still be reflected in Boyle's career record.

CAVALIER CLASSIC TOURNAMENT

- For the first time, the Cavalier Classic, which dates back to 1976, had pre-determined match-ups as opposed to a true "classic" format.
- All four teams finished with 1-1 records.
- Virginia fell 67-57 against Davidson, bouncing back with a 72-66 victory over Drexel
- Sarah Imovbioh and Faith Randolph were named to the six-player All-Tournament team
- Imovbioh scored 40 pts with 28 rebs, four assists and five steals
- Randolph scored 27 pts with four rebs, three assists, a block and two steals
- The Cavaliers had their worst-shooting game of the year, going 31.3 percent from the field against Davidson. Imovbioh went 9-of-11 from the field, with the rest of the team combining to go 12-of-51 (23.5 percent)
- Virginia had four players finish in double-digits against the Dragons. The Cavaliers made their last 14 free throws in the game, including going 6-of-6 from the line in the final 32 seconds.

100-POINT GAME

- Virginia defeated Delaware State, 100-62, before finals break
- After Delaware State tied the game, 11-11, on a pair of free throws seven minutes into the game, Virginia went on a 30-4 run, including a span in which UVa scored 18-straight points.
- The Cavaliers went into halftime with a 55-25 lead with three players already with double-digit points. Virginia outscored Delaware State, 45-37, in the second half.
- Freshman forward Jae'Lisa Allen scored a lay-up with 17 seconds remaining in the game, the first points of her career, to give UVa its first 100-point game since the Cavaliers scored 110 points in a Nov. 18, 2009 game against USC Upstate.
- Virginia had five players finish the game scoring in double figures. McKayla Venson had the first 20-point performance of her career, finishing with 22 points, going 8-of-10 from the field, including 5-of-7 from three-point range.
- Breyana Mason scored 16 points while also dishing seven assists with three rebounds and three steals.
- Sarah Beth Barnette had a career-high 11 rebounds to lead the team while also scoring nine points with five assists a block and a steal.

LAST ROAD GAME OF 2014

- The Illinois game was Virginia's last road contest of the calendar year. The Cavaliers will not hit the road again until kicking off ACC play at Virginia Tech on Jan. 4, 2015 and will not leave the Commonwealth until playing at Syracuse on Jan. 11.

ACC/BIG TEN CHALLENGE

- The Cavaliers now have a 5-3 record all-time in the Challenge after falling 86-63 at Illinois.
- For only the second time in ACC/Big Ten Challenge history, the challenge ended in a tie with each conference winning seven games
- The ACC moves to 6-0-2 all-time in the Challenge with a 54-39 record against the Big Ten in Challenge games.
- Virginia started the game in a 13-0 deficit after going 0-for-8 from the field while also committing five turnovers before making their first field goal 8:12 into the contest.
- The Illini, who led 38-22 at the break, started the second half on a 21-5 run to put the game out of reach.
- Junior guard Faith Randolph (Derwood, Md.) led the Cavaliers with 16 points. Freshman forward Lauren Moses (Mount Holly, N.J.) had a season-high 13 rebounds, scoring five points with two blocked shots.
- The Illini shot 50.0 percent, including making 17 of 28 shots (60.7 percent) in the second half. Virginia shot 37.5 percent in the game. The Cavaliers held a 42-29 rebounding edge. UVa committed 18 turnovers while the Illini turned the ball over 11 times.

INSIDE VIRGINIA WOMEN'S BASKETBALL RADIO SHOW

The Inside Virginia Women's Basketball Show, live from its new location at Buffalo Wild Wings in the Barracks Road Shopping Center, will return on Jan. 5. The radio program, hosted by Channing Poole and featuring head coach Joanne Boyle, players and other members of the Virginia women's basketball program, will air on WINA-1070 AM from 6-7 p.m. on the following days:

Monday, Jan. 5
Monday, Jan. 12
Monday, Jan. 19
Monday, Jan. 26
Tuesday, Feb. 3
Monday, Feb. 9
Tuesday, Feb. 17
Monday, Feb. 23
Monday, March 9

NATIONAL GIRLS & WOMEN IN SPORTS DAY

In addition to the halftime ceremony honoring this year's nominee, National Girls and Women in Sports Day will also feature a pre-game sports festival held in the men's basketball practice court at John Paul Jones Arena. The festival will include multiple sports stations for youth to visit, including basketball, field hockey, football, golf, lacrosse, soccer and volleyball. Youth completing all seven stations will receive a complimentary T-shirt. Admission to the festival, to take place from 12:30 to 1:45 p.m., is free with a game ticket.

Jan. 25 vs. Georgia Tech

PLAY4KAY

The annual "Pink Game" will feature the team decked out in pink gear. Wear pink to help raise Breast Cancer Awareness.

Feb. 15 vs. Florida State

FIU THANKSGIVING CLASSIC TOURNAMENT

- Faith Randolph was named to the All-Tournament team, scoring 21 points against Toledo and 16 against FIU
- The Cavaliers suffered their first defeat of the season, falling 64-62 in their opening-round game against Toledo. Virginia held a 10-point lead, 51-41, with 11 minutes remaining in the game, but Florida International chipped away at the deficit, coming back to tie and then take a 56-55 lead with 3:22 remaining. The final minute of play included three lead changes beginning with Toledo taking a 61-60 lead with 32 seconds remaining after Virginia committed an offensive foul. Mikayla Venson swung the score back in UVA's favor, pulling up for a free-throw-line jump shot with 13 seconds remaining. Zanoguera hit a three-pointer with five seconds left in the game to give the Rockets a 64-62 lead. Venson fired off a three-point attempt as the buzzer sounded, but it clanged off the rim.
- In the consolation final, Virginia earned a 74-61 victory over FIU.
- Virginia, which led the entire game, forced 25 FIU turnovers, scoring 31 points off the miscues.
- Virginia had four players finish the game with double-digit points, led by Sarah Imovbioh who logged her fourth double-double of the season with 16 points and 10 rebounds while also matching a career high with five steals.
- Virginia went 7-of-7 from the field to start the game and 5-of-5 to start the second half.

RAINING THREES VS AUBURN

- Virginia won its fourth-straight game with a 66-51 victory
- The Cavaliers broke open a five-point game by going on a 19-3 run early in the second half, making 10 of their first 13 field goal attempts in the period while Auburn went 3-of-14 in the same span. The Tigers also committed five turnovers during that same span.
- Virginia's hot-shooting second-half performance propelled the Cavaliers to a 20-point advantage with 9:16 remaining in the second half. Virginia held a 21-point lead heading into the final two minutes of play, but Auburn capitalized on four late UVA turnovers to go on a 6-0 run to close out the game.
- The Cavaliers shot 70.0 percent from three-point range, making seven of 10 while Auburn was 8-of-20 for 40.0 percent. It was the first time Virginia had a 70 percent or better three-point efficiency since making 5-of-7 (71.4 percent) against UCSB in an NCAA Tournament game in 2008.
- Sarah Imovbioh had her third double-double of the season, reaching double figures in points and rebounds by halftime and finishing with 21 points and 13 rebounds. Faith Randolph scored 18 points on 6-of-13 shooting, including going 3-of-4 from three-point range. Mikayla Venson scored 10 points.

**Blue Ribbon Panel
ACC Preseason Poll**

1. Notre Dame (835 points, 38 1st Pl)
2. Duke (733, 1 1st Pl)
3. Louisville (724, 2 1st Place)
4. North Carolina (707)
5. Florida State (545)
6. Syracuse (536)
7. Georgia Tech (508)
8. Miami (421)
9. NC State (407)
- 10. Virginia (334)**
11. Wake Forest (295)
12. Virginia Tech (184)
13. Boston College (178)
14. Clemson (169)
15. Pittsburgh (144)

**Blue Ribbon Panel
Preseason All-ACC Team**

Elizabeth Williams, Sr., C/F, Duke
Kaela Davis, So., G, Georgia Tech
Sara Hammond, Sr., F, Louisville
Allisha Gray, So., G, North Carolina
Stephanie Mavunga, So, F, UNC
Xylina McDaniel, Jr., F, North Carolina
Lindsay Allen, So., G, Notre Dame
Jewell Loyd, Jr., G, Notre Dame
Brittney Sykes, Jr., G, Syracuse
Dearica Hamby, Sr., F, Wake Forest

**Blue Ribbon Panel Preseason
ACC Player of the Year**

Jewell Loyd, Jr., G, Notre Dame

**Blue Ribbon Panel
ACC Newcomer Watch List**

Sierra Calhoun, Fr., G/F, Duke
Rebecca Greenwell, R-Fr., G, Duke
Shakayla Thomas, Fr., F, Florida State
Mariya Moore, Fr., G, Louisville
Brianna Turner, Fr., G, Notre Dame

ACC PLAYER OF THE WEEK (NOV. 17)

- Virginia senior center Sarah Imovbioh has been named the Atlantic Coast Conference Women's Basketball Player of the Week
- Imovbioh set the Virginia single-game rebounding record with 24 boards against Ohio State, and accounted for almost half of Virginia's 51 total rebounds in the game.
- Against Radford, Imovbioh only played 20 minutes, but still nearly had another double-double with 14 points and 9 boards.
- Imovbioh averaged 16 points and 16.5 rebounds in UVa's two wins.
- Imovbioh is the first Cavalier to earn this honor since Chelsea Shine was named the ACC Player of the Week on Nov. 21, 2011 after Virginia upset No. 3 Tennessee, 69-64, in overtime.

ROAD WIN AT XAVIER

- Virginia led nearly the entire game, taking a 37-25 lead into halftime.
- Xavier made just one three pointer on 11 attempts in the first half, but went 7-of-14 after the break, including Jada Byrd hitting a three-pointer as time expired, to cut the final deficit to single digits.
- The Cavaliers were 3-of-7 from three-point range and 10-of-12 from the free throw line, shooting 46.8 percent overall from the field. Virginia outrebounded Xavier, 44-33, with UVa scoring 17 second-chance points.
- Faith Randolph scored 26 points, matching her career high. Randolph went 8-of-8 from the free throw line, helping her to her second 25-point game of the season.
- Sarah Imovbioh finished with 18 points and 13 rebounds.
- Breyana Mason (6) and Mikayla Venson (5) accounted for 11 of Virginia's 14 assists.

ROUTING RADFORD

- Virginia closed out the opening homestand with a 75-47 victory over Radford.
- UVa had four players end the game in double-figures. Mikayla Venson (12 points on 6-of-8 shooting), Sarah Imovbioh (14 points with nine rebounds in 20 minutes on the court), Breyana Mason (11 points, five assists.) And Faith Randolph (11).
- Virginia never trailed in the game, holding a 31-21 advantage at halftime and outscored the Highlanders 44-26 after the break.
- Virginia forced 20 turnovers, with seven different Cavaliers getting at least one steal, scoring 21 points off the miscues. Radford outrebounded Virginia 43-38, scoring 23 second-chance points to Virginia's 13.

NATIONAL GIRLS & WOMEN IN SPORTS DAY

Meghan O'Leary, a former two-sport student-athlete and Jefferson Scholar at Virginia and current member of the USRowing Board of Directors, will be honored on National Girls and Women in Sports Day when the Cavalier women's basketball team hosts Georgia Tech on Sunday, Jan. 25 at 2 p.m. at John Paul Jones Arena.

National Girls and Women in Sports Day brings national attention to the achievements of female athletes and to issues facing girls and women in sport. The event is co-sponsored by the University of Virginia Athletics Department and the University of Virginia Women's Center.

The theme of this year's event is "Bold in the Pursuit of Excellence."

O'Leary was a two-sport student athlete at Virginia playing volleyball for two seasons (2003-04) and softball for four years (2005-08), including being named the softball team captain in 2008. She was a Jefferson Scholar and a five-time member of the Atlantic Coast Conference Academic Honor Roll. Following graduation, O'Leary was a full-time staff member in production and programming for ESPN.

In 2010, O'Leary's career took a dramatic turn after picking up an oar for the first time and discovering she had a love for rowing. By 2011, she joined the USRowing National Training Center in Princeton, N.J., and since has earned a spot on two U.S. Senior National Teams (2013-14) and is an Olympic hopeful for 2016. O'Leary has represented America at the last two World Rowing Championships in the women's double sculls and in 2014 was named the Female Athlete Representative on the USRowing Board of Directors.

O'Leary will be the featured guest at a pre-game reception and she will be honored on the court at halftime of the Virginia-Georgia Tech women's basketball game.

National Girls and Women in Sports Day will also feature a pregame sports festival held in the men's basketball practice court at John Paul Jones Arena. The festival will include seven sports stations for youth to visit, including basketball, field hockey, football, golf, lacrosse, soccer, and volleyball. The festival will take place from 12:30-1:45 p.m. Youth completing all seven stations will receive a complimentary t-shirt. Admission to the festival is free with a game ticket. There will also be activities for youth set-up in the main lobby of the arena starting at 12:30 p.m., including a photo booth, a sign-making station, face painting, a balloon artist, and inflatable games.

Recent honorees at Virginia's National Girls and Women in Sports Day celebration include two-time volleyball MVP and philanthropist Amy (Mitchell) Griffin, Olympic-gold-medal swimmer Lauren Perdue, Paige Selenski and Michelle Vittese (members of the Cavalier field hockey team and gold-medal winners at the 2011 Pan Am games with USA Field Hockey), Natalie Randolph (former UVa track standout and varsity football coach at Calvin Coolidge High School in Washington, D.C.) and Lindsay Shoop (former UVa rower and Olympic gold medalist).

OHIO STATE OPENER

- Virginia topped Ohio State, 87-82 in the season-opener
- Sarah Imovbioh pulled in a school-record 24 rebounds while also scoring 18 points for her 16th career double-double.
- The game, which featured 18 lead changes and six ties, was knotted 79-79 with a minute remaining. Randolph drove through the Ohio State zone, converting a lay-up with 51 seconds left on the clock to give UVa an 81-79 advantage. After Ohio State missed a three-pointer on the opposite end, Lauren Moses came up with the rebound, her seventh of the game. The Cavaliers went 6-for-6 from the free throw line in the final 36 seconds of the game to secure the season-opening victory.
- Breyana Mason scored a career-high 22 points, going 8-of-11 from the field including making five of seven three-point attempts, with six assists.
- Faith Randolph led the Cavaliers with a 25-point performance.
- Virginia has won nine of its last ten season-openers and has never lost a home opener at John Paul Jones Arena, winning its first home game in each of the last 15 seasons.

2015-16 RECRUITING CLASS

- The Cavaliers signed three post players (two forwards and a center) to join the team in 2015-16
- Debra Ferguson, a 6-4 center from Madison Heights, Va., has averaged 10.7 points, 8.0 rebounds and 2.3 blocks per game.
- Ferguson, whose Amherst County High is located an hour south of Charlottesville, is a two-time Second-Team All-Seminole District honoree and also named First-Team All-Conference 23 last season.
- Moné Jones, a 6-3 forward from Durham, N.C., averaged 10 points, eight rebounds, six blocks and 1.5 assists per game last season, helping to lead Riverside High to the state tournament's elite eight.
- Jones is ESPN-W's No. 61 overall recruit and ranked No. 11 at her position.
- Jones earned PAC 6 All-Conference honors in 2012, 2013, and 2014 in both basketball and volleyball.
- Jones participated in the 2014 USA Basketball Women's U18 National Team Trials last May.
- Shakyna Payne, a 6-3 forward from Acworth, Ga. (the same hometown as sophomore forward Sydney Umeri), averaged 12.6 points, 10.7 rebounds and 1.2 blocks per game last season at Etowah High School, leading her team in rebounding all three years, before transferring to Southwest Atlanta Christian Academy for her senior season.
- After earning All-County honorable mention as a freshman, she was named to the second team her sophomore year before garnering first-team accolades last season.

HIGH POWERED PREP SCORING

- The Cavaliers have four players who scored over 1800 points in their prep careers.
- Aliyah Huland El leads the pack with 2286 followed by Breyana Mason at 1979, Sarah Beth Barnette at 1928 and Lauren Moses at 1823.
- Mason was the 2013 Gatorade High School State Player of the Year for Virginia.
- Barnette was the 2010 Gatorade High School State Player of the Year for Kentucky as well as being named Miss Kentucky Basketball

NO. 13 RECRUITING CLASS MAKING ITS DEBUT

- The players that made up the Cavaliers second-straight top-15 recruiting class are poised to make their collegiate debuts.
- Point guard Mikayla Venson (Arlington, Va.) was the No. 8 player at her position according to Hoop-Gurlz and the top-ranked recruit in the state of Virginia despite only playing high school basketball her freshman season at Yorktown.
- Venson played AAU ball through her junior year, but hasn't played in an official basketball game in over a year.
- Another five-star recruit, wing Aliyah Huland El (Randolph, N.J.) scored over 2,200 points in her high school career, while also setting records for rebounds, assists and blocks.
- Huland El was a three-sport star at Randolph High School in New Jersey, also setting school records in volleyball for career kills (despite only playing three years) and holds the school record in the triple jump.
- Forward Lauren Moses led Rancocas Valley Regional High School to four-straight State Championship games and two stats titles (2011, 13).
- Moses was Rancocas Valley's all-time leading scorer, breaking the previous mark set by UVa alum Demya Walker.
- Jae'Lisa Allen made her collegiate debut against Radford, playing the final four minutes of the game

2014-15 VIRGINIA WOMEN'S BASKETBALL

NUMERICAL

NO.	NAME	POS.	HT.	CLASS	HOMETOWN / PREVIOUS SCHOOL
1	Mikayla Venson	Guard	5-7	FR	Arlington, Va./Yorktown
2	Jae'Lisa Allen	Forward	6-2	FR	Pine Bluff, Ark./White Hall
3	Sarah Beth Barnette	Forward	6-2	SR	Lexington, Ky./Lexington Christian Academy
10	J'Kyra Brown*	Guard	5-11	SO	Rocky Mount, N.C./Rocky Mount
12	Breyana Mason	Guard	5-8	SO	Woodbridge, Va./Forest Park
13	Tiffany Suarez	Guard	5-11	SO	Miami, Fla./Our Lady of Lourdes
15	Jaryn Garner	Guard	5-7	JR	Sewell, N.J./Germantown Academy (Pa.)
20	Faith Randolph	Guard	5-10	JR	Derwood, Md./Our Lady of Good Counsel
21	Lauren Moses	Forward	6-2	FR	Mount Holly, N.J./Rancocas
23	Aliyah Huland El	Guard	6-1	FR	Randolph, N.J./Randolph
42	Sarah Imovbioh	Center	6-2	SR	Abuja, Nigeria/St. Anne's-Belfield (Va.)
44	Sydney Umeri	Forward	6-1	SO	Acworth, Ga./The Lovett School

ALPHABETICAL

NO.	NAME	POS.	HT.	CLASS	HOMETOWN / PREVIOUS SCHOOL
2	Jae'Lisa Allen	Forward	6-2	FR	Pine Bluff, Ark./White Hall
3	Sarah Beth Barnette	Forward	6-2	SR	Lexington, Ky./Lexington Christian Academy
10	J'Kyra Brown*	Guard	5-11	SO	Rocky Mount, N.C./Rocky Mount
15	Jaryn Garner	Guard	5-7	JR	Sewell, N.J./Germantown Academy (Pa.)
23	Aliyah Huland El	Guard	6-1	FR	Randolph, N.J./Randolph
42	Sarah Imovbioh	Center	6-2	SR	Abuja, Nigeria/St. Anne's-Belfield (Va.)
12	Breyana Mason	Guard	5-8	SO	Woodbridge, Va./Forest Park
21	Lauren Moses	Forward	6-2	FR	Mount Holly, N.J./Rancocas
20	Faith Randolph	Guard	5-10	JR	Derwood, Md./Our Lady of Good Counsel
13	Tiffany Suarez	Guard	5-11	SO	Miami, Fla./Our Lady of Lourdes
44	Sydney Umeri	Forward	6-1	SO	Acworth, Ga./The Lovett School
1	Mikayla Venson	Guard	5-7	FR	Arlington, Va./Yorktown

*will sit out the 2014-15 season

PRONUNCIATION GUIDE

Jae'Lisa Allen	JUH-lisa
J'Kyra Brown	Juh-KYE-rah
Aliyah Huland El	uh-LEE-uh HOO-land ELLE
Sarah Imovbioh	lh-MOE-bee-OH
Sydney Umeri	OO-merry
La'Keshia Frett Meredith	Luh-KEY-shah

JAE'LISA ALLEN #2

Freshman • Forward • 6-2 • Pine Bluff, Ark. • White Hall



2014-15

- Made her collegiate debut against Radford (11/16), playing the final four minutes of the game
- Scored her first collegiate points in the final 30 seconds of the Delaware State game, giving the Cavaliers the basket that pushed them to the century mark

HIGH SCHOOL

- 2011-14 All-Conference
- 2014 All-State
- 2014 Full Court Award
- 2012 and 2013 All-Tournament honoree at the Music City Madness tournament
- 2014 McDonald's All-America nominee

PERSONAL

- Mother is Lisa Ruth
- Has volunteered her time with Toys for Tots, Special Olympics and the Salvation Army Bell-Ringing Campaign
- Enjoys singing and drawing
- Undeclared major

2014-15 GAME-BY-GAME:

Opponent	GS	FG-FGA	3FG-3FGA	FT-FTA	Off-Def	Total Reb	PF	Points	A	TO	Blk	Stl	Min
OHIO STATE		DNP											
RADFORD		0-1	0-0	0-0	0-0	0	0	0	0	0	0	0	4
at Xavier		DNP											
AUBURN		DNP											
vs Toledo		DNP											
at FIU		DNP											
at Illinois		DNP											
DELRWARE ST		1-2	0-0	0-0	0-1	1	2	2	0	0	0	0	6
LONGWOOD		0-0	0-0	0-0	0-1	1	1	0	0	0	0	0	3
SAINT MARYS		DNP											
HOWARD		DNP											
DAVIDSON		DNP											
DREXEL		DNP											
at Virginia Tech		DNP											
WAKE FOREST		DNP											
at Syracuse		DNP											
BC		DNP											

SINGLE GAME BESTS

POINTS

Season: 2

Career:

REBOUNDS

Season: 1

Career:

FG MADE

Season: 1

Career:

FG ATTEMPTS

Season:

Career:

3 PT FG MADE

Season:

Career:

3 PT FG ATTEMPTS

Season:

Career:

FT MADE

Season:

Career:

FT ATTEMPTS

Season:

Career:

ASSISTS

Season:

Career:

BLOCKS

Season:

Career:

STEALS

Season:

Career:

VIRGINIA CAREER STATISTICS

Year	G-GS	Min/Avg	FG-FGA	Pct.	3FG-A	Pct.	FT-FTA	Pct.	O-D	T	Avg.	Pf-DQ	Ast	TO	Blk	St	Pts	Avg
2014-15	3-0	13/4.3	1-3	.333	0-0	.000	0-0	.000	0-2	2	0.7	3-0	0	0	0	0	2	0.7

SARAH BETH BARNETTE #3

Senior • Forward • 6-2 • Lexington, KY • Lexington Christian Academy



2014-15 SEASON

- Nominee for the Allstate WBCA Good Works Team
- Pulled in six rebounds against Auburn
- Had a team-high 11 rebounds against Delaware State, narrowly missing a double-double with 9 pts while also adding five assists and blocking a shot in 17 mins.
- Scored five points with two rebounds and a steal in 11 minutes against Davidson
- Went 2-of-3 from three-point range against BC, scoring eight points with two assists and two blocked shots

2013-14 SEASON

- Appeared in 23 games, averaging 7.7 minutes per game
- Pulled in a career-high seven rebounds against High Point
- Scored six points with two rebounds, an assist and a steal in 11 minutes against UMES

AT A GLANCE

- Sat out the 2011-12 season due to NCAA transfer rules
- Played one season at Kentucky, appearing in 29 games and averaging 1.7 points and 1.6 rebounds per game
- 2010 Kentucky Miss Basketball and Gatorade Kentucky Player of the Year

2014-15 GAME-BY-GAME:

Opponent	GS	FG-FGA	3FG-3FGA	FT-FTA	Off-Def	Total Reb	PF	Points	A	TO	Blk	Stl	Min
OHIO STATE	0-3	0-3	0-0	1-1	2	1	0	1	0	0	0	0	11
RADFORD	1-2	1-1	0-0	2-2	4	1	3	0	0	0	0	0	17
at Xavier	0-0	0-0	0-0	0-1	1	1	0	0	1	0	0	0	3
AUBURN	1-2	1-1	0-1	0-6	6	2	3	2	2	0	0	0	17
vs Toledo	0-1	0-1	0-0	0-1	1	1	0	0	0	0	0	0	2
at FIU	0-2	0-2	0-0	0-0	0	2	0	0	0	1	0	0	7
at Illinois	0-0	0-0	0-0	0-0	0	0	0	0	0	0	0	0	3
DELAWARE ST	4-5	0-1	1-2	4-7	11	0	9	5	0	1	1	1	17
LONGWOOD	1-3	0-1	0-0	3-2	5	1	2	1	0	0	0	1	17
SAINT MARYS	0-0	0-0	0-0	3-1	4	3	0	0	0	0	0	0	12
HOWARD	1-2	1-2	0-0	0-1	1	1	3	0	3	0	0	0	10
DAVIDSON	2-2	1-1	0-0	1-1	2	3	5	0	0	0	0	1	11
DREXEL	2-3	1-2	1-2	1-1	2	3	6	2	1	0	0	0	16
at Virginia Tech	0-0	0-0	0-0	0-2	2	2	0	1	0	1	0	0	4
WAKE FOREST	0-2	0-2	0-0	1-0	1	0	0	0	0	0	0	0	6
at Syracuse	0-0	0-0	0-0	0-0	0	1	0	0	0	0	0	0	5
BC	3-5	2-3	0-0	0-1	1	3	8	2	1	2	0	0	15

SINGLE GAME BESTS

POINTS

Season: 9 vs Delaware State (12/06/14)
Career: 10 vs. JMU (11/19/12)

REBOUNDS

Season: 11 vs Delaware State (12/06/14)
Career: 7 (2x) last vs. LA Tech (11/16/13)

FG MADE

Season: 4 vs Delaware State (12/06/14)
Career: 5 vs. JMU (11/19/12)

FG ATTEMPTS

Season: 5 vs Delaware State (12/06/14)
Career: 7 (2x) last vs. Providence (11/18/12)

3 PT FG MADE

Season: 2 vs BC (01/15/15)
Career: 2 at Clemson (02/21/13)

3 PT FG ATTEMPTS

Season: 3 (2x)
Career: 5 at Clemson (02/21/13)

FT MADE

Season:
Career: 2 at Minnesota (11/29/12)

FT ATTEMPTS

Season:
Career: 3 vs. Coppin State (12/28/13)

ASSISTS

Season: 5 vs Delaware State (12/06/14)
Career: 5 vs Delaware State (12/06/14)

BLOCKS

Season: 2 vs BC (01/15/15)
Career: 2 vs BC (01/15/15)

STEALS

Season: 1
Career: 2 vs. Wake Forest (02/25/13)

VIRGINIA CAREER STATISTICS

Year	G-GS	Min/Avg	FG-FGA	Pct.	3FG-A	Pct.	FT-FTA	Pct.	O-D	T	Avg.	Pf-DQ	Ast	TO	Blk	St	Pts	Avg
2012-13	21-0	179/8.5	17-45	.378	5-21	.238	2-2	1.000	12-17	29	1.4	21-0	8	11	4	6	41	2.0
2013-14	23-0	178/7.7	15-40	.375	3-15	.200	4-9	.444	9-31	40	1.7	30-0	6	8	1	2	37	1.6
2014-15	17-0	173/10.2	15-32	.469	7-20	.350	2-5	.400	16-27	43	2.5	25-0	14	8	5	3	39	2.3
TOTAL	61-0	530/8.7	47-117	.402	15-56	.268	8-16	.500	37-75	112	1.8	76-0	28	27	10	11	117	1.9

J'KYRA BROWN

#10



Sophomore • Guard • 5-11 • Rocky Mount, N.C. • Rocky Mount

2014-15

- Will sit out the season under NCAA rules after transferring from East Carolina

2013-14 AT EAST CAROLINA

- Averaged 5.9 points per game while twice earning Conference USA Freshman of the Week honors
- Scored a season-high 29 points against Louisiana Tech, going 11-of-14 from the field and 6-of-8 from three-point range against the Lady Techsters

HIGH SCHOOL

- Finished her junior year as the leader in scoring (23.3 points per game), three-point field goals, free throws, and assists (3.2 assists per game), totalling a team-high 676 points
- Averaged 14.8 points per game as a sophomore, finishing the year with 430 points, while averaging 5.3 rebounds per game, 3.1 assists per game, 2.4 steals per game and 1.0 blocks per game
- Two-time All-State honoree
- Big East Conference (HS) Player of the Year as both a sophomore and a junior.
- Two-time Rocky Mount Telegram All-Area Player of the Year (2011, 2012)

PERSONAL

- Daughter of James and Jacqueline Brown
- Has two older siblings, James III and Jacquestavius
- Undeclared major

2014-15 GAME-BY-GAME:

Opponent	GS	FG-FGA	3FG-3FGA	FT-FTA	Off-Def	Total Reb	PF	Points	A	TO	Blk	Stl	Min
Will Not Play													

SINGLE GAME BESTS

POINTS

Season: _____

Career: _____

REBOUNDS

Season: _____

Career: _____

FG MADE

Season: _____

Career: _____

FG ATTEMPTS

Season: _____

Career: _____

3 PT FG MADE

Season: _____

Career: _____

3 PT FG ATTEMPTS

Season: _____

Career: _____

FT MADE

Season: _____

Career: _____

FT ATTEMPTS

Season: _____

Career: _____

ASSISTS

Season: _____

Career: _____

BLOCKS

Season: _____

Career: _____

STEALS

Season: _____

Career: _____

VIRGINIA CAREER STATISTICS

Year	G-GS	Min/Avg	FG-FGA	Pct.	3FG-A	Pct.	FT-FTA	Pct.	O-D	T	Avg.	Pf-DQ	Ast	TO	Blk	St	Pts	Avg
------	------	---------	--------	------	-------	------	--------	------	-----	---	------	-------	-----	----	-----	----	-----	-----

ALIYAH HULAND EL #23

Freshman • Guard • 6-1 • Randolph, N.J. • Randolph High



2014-15 SEASON

- Made her collegiate debut against Ohio State, scoring five points with an assist and two blocked shots in 13 minutes
- Went 2-of-3 from three-point range, scoring 8 pts against FIU
- Had back-to-back double-digit scoring games against DSU (10) and Longwood (11)

HIGH SCHOOL

- Morris County's all-time leading scorer with 2,286 points and a 21.2 ppg average at Randolph High
- Also holds Randolph High career records for rebounds (900), assists (450) and blocks (225)
- In her senior season, led the state in scoring with 810 points
- Was also a three-time MVP for the track team, holding the school record in the triple jump (38' 11/4")
- Played volleyball her freshman through junior seasons, breaking the school record for career kills with 542

PERSONAL

- Parents are Leslie-Ann Huland El and Rahim Huland El
- Father, Rahim, played college basketball at Vermont and played one season (1991) in the USBL

2014-15 GAME-BY-GAME:

Opponent	GS	FG-FGA	3FG-3FGA	FT-FTA	Off-Def	Total Reb	PF	Points	A	TO	Blk	Stl	Min
OHIO STATE	2-7	1-3	0-0	0-1	1	4	5	1	2	2	0	13	
RADFORD	2-11	0-7	3-5	1-4	5	4	7	1	0	0	1	19	
at Xavier	2-4	0-2	0-0	0-2	2	0	4	0	2	0	2	10	
AUBURN	1-7	0-1	0-0	1-1	2	2	2	1	3	1	1	22	
at Toledo	1-4	1-4	0-0	1-1	2	0	3	0	1	0	0	15	
at FIU	3-6	2-3	0-0	1-2	3	2	8	1	1	0	1	19	
at Illinois	1-5	0-2	1-2	2-1	3	3	3	0	2	0	1	15	
DELAWARE ST	5-12	0-5	0-0	2-1	3	0	10	2	0	1	0	21	
LONGWOOD	5-9	1-3	0-1	0-2	2	1	11	4	0	2	4	21	
SAINT MARYS	2-9	1-5	0-0	0-0	0	2	5	1	1	0	1	16	
HOWARD	0-3	0-2	2-2	0-0	0	1	2	0	5	0	3	16	
DAVIDSON	2-7	1-4	2-2	0-1	1	0	7	1	0	1	2	19	
DREXEL	1-4	0-3	2-2	0-2	2	2	4	4	2	0	0	15	
at Virginia Tech	4-9	2-4	0-0	1-1	2	3	10	1	1	0	0	20	
WAKE FOREST	4-11	2-7	2-2	2-1	3	3	12	1	1	0	1	24	
at Syracuse	3-8	1-4	0-0	1-1	2	2	7	3	3	1	2	27	
BC	0-3	0-2	0-1	0-2	2	3	0	0	2	1	0	12	

SINGLE GAME BESTS

POINTS

Season: 12 vs Wake Forest (01/08/15)

Career:

REBOUNDS

Season: 5 vs Radford (11/16/14)

Career:

FG MADE

Season: 5 (2x)

Career:

FG ATTEMPTS

Season: 12 vs Delaware St (12/06/14)

Career:

3 PT FG MADE

Season: 2

Career:

3 PT FG ATTEMPTS

Season: 7 vs Radford (11/16/14)

Career:

FT MADE

Season: 3

Career:

FT ATTEMPTS

Season: 5

Career:

ASSISTS

Season: 4 vs Longwood (12/16/14)

Career:

BLOCKS

Season: 2 (2x)

Career:

STEALS

Season:

Career:

CAREER STATISTICS

Year	G-GS	Min/Avg	FG-FGA	Pct.	3FG-A	Pct.	FT-FTA	Pct.	O-D	T	Avg.	Pf-DQ	Ast	TO	Blk	St	Pts	Avg
2014-15	17-0	304/17.9	38-119	.319	12-61	.197	12-17	.706	12-23	35	2.1	32-0	21	26	9	19	100	5.9

SARAH IMOVBIOH #42

Senior • Center • 6-2 • Abuja, Nigeria • St. Anne's-Belfield (Va.)



2014-15 SEASON

- Set the Virginia program record for rebounds in a single game with 24 in the season-opener against Ohio State (10 offensive, 14 defensive)
- Also scored 18 points against the Buckeyes, going 7-of-10 from the field
- ACC Player of the Week (Nov. 17)
- Scored a season-high 25 points, going 11-of-14 from the field, while also adding 15 rebounds against Longwood
- Named to the Cavalier Classic All-Tournament Team after scoring 21 points with 19 rebounds against Davidson and scoring 19 points with nine rebounds against Drexel
- Leads the nation in offensive rebounds per game (6.0) and ninth in overall rebounds per game (11.7)
- Fifth in the nation in field goal shooting percentage (64.7 percent)

2013-14 SEASON

- Ranked sixth in the ACC in rebounding at 8.2 per game, leading the Cavaliers
- Led the ACC in offensive rebounds at 4.0 per game
- Eighth in the ACC in field goal percentage (54.5 percent)
- Had 10 double-doubles this season
- Was second on the team in scoring, averaging 12.3 points per game
- Finished the season with a 27-point, 10-rebound performance against Georgia Tech in the second round of the ACC Tournament, going 9-of-11 from the field and 9-of-10 from the free throw line

AT A GLANCE

- Was ruled ineligible to compete and practice by the NCAA during her first year (2011-12)
- NCAA rules state she could earn that fourth year back if she earns 80% of her degree by her fifth year. If that does happen, she will play that fourth year as a graduate student in 2015-16
- 2011 Parade Magazine All-American High School Girls Basketball Team
- Member of the U-19 Nigerian National Team

2014-15 GAME-BY-GAME:

Opponent	GS	FG-FGA	3FG-3FGA	FT-FTA	Off-Def	Total Reb	PF	Points	A	TO	Blk	Stl	Min
OHIO STATE	*	7-10	0-0	4-6	10-14	24	1	18	0	2	3	0	32
RADFORD	*	6-10	0-0	2-3	5-4	9	3	14	0	0	0	1	20
at Xavier	*	9-14	0-0	0-1	7-6	13	2	18	1	1	0	1	35
AUBURN	*	7-9	0-0	7-8	6-7	13	0	21	2	2	0	4	28
vs Toledo	*	3-7	0-0	3-5	5-4	9	3	9	2	2	0	0	31
at FIU	*	8-12	0-0	0-1	2-8	10	4	16	1	1	0	5	25
at Illinois	*	2-4	0-0	6-11	4-4	8	4	10	0	1	2	0	23
DELAWARE ST*		4-9	0-0	2-5	6-3	9	3	10	1	0	1	1	18
LONGWOOD	*	11-14	0-0	3-8	8-7	15	0	25	0	1	0	1	27
SAINT MARYS*		2-6	0-0	2-3	3-2	5	2	6	0	3	0	0	26
HOWARD	*	9-11	0-0	3-7	3-7	10	2	21	0	4	0	3	30
DAVIDSON	*	8-13	0-0	5-7	12-7	19	3	21	1	4	0	2	33
DREXEL	*	7-9	0-0	5-8	5-4	9	2	19	3	3	0	3	32
at Virginia Tech*		3-5	0-0	3-8	5-6	11	3	9	1	1	0	1	24
WAKE FOREST*		3-5	0-0	2-5	1-6	7	4	8	1	3	0	1	25
at Syracuse	*	6-15	0-0	2-5	7-2	9	3	14	1	3	0	0	32
BC	*	4-7	0-0	2-2	3-8	11	4	10	2	3	0	1	31

SINGLE GAME BESTS

POINTS

Season: 25 vs Longwood (12/16/14)
Career: 27 vs Georgia Tech (03/06/14)

REBOUNDS

Season: 24 vs Ohio State (11/14/14)
Career: 24 vs Ohio State (11/14/14)

FG MADE

Season: 11 vs Longwood (12/16/14)
Career: 11 vs Longwood (12/16/14)

FG ATTEMPTS

Season: 14 (2x) last v Longwood (12/16/14)
Career: 17 vs. KState (11/29/13)

3 PT FG MADE

Season:
Career: 1

3 PT FG ATTEMPTS

Season:
Career: 4 at Florida State (03/02/14)

FT MADE

Season: 7 vs Auburn (11/23/14)
Career: 9 (2x) last vs. Georgia Tech (03/06/14)

FT ATTEMPTS

Season: 11 at Illinois (12/03/14)
Career: 11 (2x) last at Illinois (12/03/14)

FT PERCENTAGE

Season: 7-8 vs Auburn (11/23/14)
Career: 8-8 vs. Syracuse (11/24/12)

ASSISTS

Season: 2
Career: 4 (2x) last vs. Miami (02/27/14)

BLOCKS

Season: 3 vs Ohio State (11/14/14)
Career: 4 at NC State (02/28/13)

STEALS

Season: 5 at FIU (11/30/14)
Career: 5 (2x) last at FIU (11/30/14)

DOUBLE DOUBLES

Season: 8, last vs BC (01/15/15)
Career: 21, last vs BC (01/15/15)

CAREER STATISTICS

Year	G-GS	Min/Avg	FG-FGA	Pct.	3FG-A	Pct.	FT-FTA	Pct.	O-D	T	Avg.	Pf-DQ	Ast	TO	Blk	St	Pts	Avg
2012-13	30-13	535/17.8	91-154	.591	0-0	.000	73-106	.689	85-120	205	6.8	81-2	11	56	13	13	255	8.5
2013-14	31-30	740/23.9	144-260	.554	0-1	.000	94-168	.560	125-129	254	8.2	100-3	8	53	4	22	382	12.3
2014-15	17-17	472/27.8	99-160	.619	0-0	.000	51-93	.548	92-99	191	11.2	43-0	16	34	6	24	249	14.6
TOTAL	78-60	1747/22.4	334-574	.582	0-1	.000	218-367	.594	302-348	650	8.3	224-5	35	143	23	59	886	11.4

BREYANA MASON #12

Sophomore • Guard • 5-8 • Woodbridge, Va. • Forest Park



2014-15 SEASON

- Scored a career-high 22 points in the season-opener against Ohio State, her first career 20-point game
- Went 8-of-11 from the field overall and 5-of-7 from 3pt range vs OSU, also dishing a career-high six assists
- Had seven assists with 2 turnovers against Delaware State, also scoring 16 pts
- Scored a team-high 16 points in the ACC opener at Virginia Tech, shooting 60.0 percent
- Had her second seven-assist game (with just one turnover) against BC
- Also 4-of-5 from three-point range for 12 points against BC

2013-14 SEASON

- Appeared in 30 games with 14 starts, averaging 3.5 points per game
- Had 37 assists and 20 steals

AT A GLANCE

- 2012-13 Gatorade Virginia Player of the Year & Parade Magazine All-American
- Attended the same high school as Virginia alum Monica Wright, breaking Wright's career scoring record, putting up 1,979 points
- Factoring in the two years of middle school (seventh and eighth grade) in which she played varsity basketball, Mason scored 3,313 points in six prep seasons

2014-15 GAME-BY-GAME:

Opponent	GS	FG-FGA	3FG-3FGA	FT-FTA	Off-Def	Total Reb	PF	Points	A	TO	Blk	Stl	Min
OHIO STATE	*	8-11	5-7	1-2	0-0	0	2	22	6	2	0	0	26
RADFORD	*	4-8	0-0	3-5	0-3	3	1	11	5	0	0	1	31
at Xavier	*	3-10	0-0	0-0	0-2	2	3	6	6	2	0	0	25
AUBURN	*	4-6	0-0	0-0	0-2	2	1	8	4	2	0	0	32
vs Toledo	*	0-7	0-1	0-0	0-3	3	2	0	3	1	0	0	29
at FIU	*	5-10	0-1	1-1	0-0	0	1	11	2	1	0	0	31
at Illinois	*	2-8	0-2	2-2	1-3	4	0	6	3	3	0	0	36
DELAWARE ST*	*	5-9	1-2	5-5	1-2	3	1	16	7	2	0	3	29
LONGWOOD	*	2-3	0-1	6-6	1-2	3	1	10	4	1	0	3	26
SAINT MARYS	*	2-4	1-1	2-2	0-1	1	0	7	2	1	0	2	29
HOWARD	*	1-5	0-2	1-2	1-2	3	2	3	3	2	0	3	35
DAVIDSON	*	2-7	0-3	0-0	0-2	2	1	4	2	2	0	2	32
DREXEL	*	3-4	1-2	4-5	1-3	4	0	11	3	1	2	0	34
at Virginia Tech*	*	6-10	2-4	2-2	0-1	1	3	16	1	2	0	0	27
WAKE FOREST*	*	3-8	2-3	4-4	1-1	2	1	12	3	1	0	1	37
at Syracuse	*	0-8	0-1	2-2	1-3	4	1	2	2	4	0	2	32
BC	*	4-9	4-5	0-0	0-2	2	0	12	7	1	0	2	38

SINGLE GAME BESTS

POINTS

Season: 22 vs Ohio State (11/14/14)
Career: 22 vs Ohio State (11/14/14)

REBOUNDS

Season: 4 (2x)
Career: 4 (2x)

FG MADE

Season: 8 vs Ohio State (11/14/14)
Career: 8 vs Ohio State (11/14/14)

FG ATTEMPTS

Season: 11 vs Ohio State (11/14/14)
Career: 11 (2x) last vs Ohio State (11/14/14)

3 PT FG MADE

Season: 5 vs Ohio State (11/14/14)
Career: 5 vs Ohio State (11/14/14)

3 PT FG ATTEMPTS

Season: 7 vs Ohio State (11/14/14)
Career: 7 vs Ohio State (11/14/14)

FT MADE

Season: 6 vs Longwood (12/16/14)
Career: 6 vs Longwood (12/16/14)

FT ATTEMPTS

Season: 6 vs Longwood (12/16/14)
Career: 6 vs Longwood (12/16/14)

FT PERCENTAGE

Season: 6-6 vs Longwood (12/16/14)
Career: 6-6 vs Longwood (12/16/14)

ASSISTS

Season: 7 (2x) vs BC (01/15/15)
Career: 7 (2x) vs BC (01/15/15)

BLOCKS

Season: 2 vs Davidson (12/28/14)
Career: 2 vs Davidson (12/28/14)

STEALS

Season: 3 (multiple)
Career: 3

DOUBLE DOUBLES

Season:
Career:

CAREER STATISTICS

Year	G-GS	Min/Avg	FG-FGA	Pct.	3FG-A	Pct.	FT-FTA	Pct.	O-D	T	Avg.	Pf-DQ	Ast	TO	Blk	St	Pts	Avg
2013-14	30-14	553/18.4	39-118	.331	9-19	.474	17-22	.773	10-32	42	1.4	32-0	37	43	0	20	104	3.5
2014-15	17-17	529/31.1	54-127	.425	16-35	.457	33-38	.868	7-32	39	2.3	20-0	63	28	2	19	157	9.2
TOTAL	47-31	1082/23.0	93-245	.380	25-54	.463	50-60	.833	17-64	81	1.7	52-0	100	71	2	39	261	5.6

LAUREN MOSES

#21



Freshman • Forward • 6-2 • Mount Holly, N.J. • Rancocas

2014-15 SEASON

- Made her collegiate debut against Ohio State, starting the game, playing 20 minutes with four points and seven rebounds
- Had her first double-digit scoring game against Toledo, scoring 14 points with eight rebounds
- Led the team with 13 rebounds at Illinois, her first career double-digit rebounding effort
- In the victory over Wake Forest, scored eight points, going 4-of-5 from the field, with seven rebounds, two steals, two assists and three blocked shots, including a crucial block in the final 20 seconds

HIGH SCHOOL

- Led Rancocas Valley Regional High School to four-straight State Championship games and two state titles (2013, 2011)
- Scored 1,823 points in her high school career to become Rancocas Valley's all-time leading scorer in school history, breaking the previous mark set by UVa alum Demya Walker
- Ranked in the espnW 100 rankings at No. 17 in her position and No. 98 overall

PERSONAL

- Daughter of Vernon and Trinice Moses
- Brother, Dezman Moses, was an outside linebacker for the Green Bay packers (2012) and the Kansas City Chiefs (2013)
- Also has an older sister, Shaina

2014-15 GAME-BY-GAME:

Opponent	GS	FG-FGA	3FG-3FGA	FT-FTA	Off-Def	Total Reb	PF	Points	A	TO	Blk	Stl	Min
OHIO STATE	*	1-6	0-0	2-2	4-3	7	4	4	0	1	2	1	20
RADFORD	*	3-7	0-0	1-3	2-3	5	2	7	0	1	2	0	23
at Xavier	*	3-5	0-0	2-3	0-6	6	2	8	1	1	2	2	23
AUBURN	*	1-5	0-0	1-2	2-3	5	3	3	1	3	1	1	27
vs Toledo	*	6-10	0-0	2-4	5-3	8	4	14	0	2	0	0	25
at FIU	*	3-8	0-0	1-2	2-2	4	2	7	2	0	3	2	29
at Illinois	*	2-6	0-0	1-4	4-9	13	5	5	0	3	2	0	27
DELAWARE ST*		1-4	0-0	4-8	3-3	6	3	6	2	0	1	1	23
LONGWOOD*		4-5	0-0	2-2	0-2	2	1	10	3	2	3	1	18
SAINT MARYS*		2-4	0-0	0-1	1-3	4	4	4	0	1	0	0	15
HOWARD*		0-2	0-0	5-6	2-4	6	2	5	2	1	1	1	24
DAVIDSON*		2-7	1-4	2-2	0-1	1	0	7	1	0	1	2	19
DREXEL*		1-7	0-0	0-2	1-2	3	3	2	0	2	2	1	19
at Virginia Tech*		2-7	0-0	1-2	4-4	8	3	5	3	2	0	1	32
WAKE FOREST*		4-5	0-0	0-0	3-4	7	3	8	2	2	3	2	33
at Syracuse	*	1-7	0-1	0-0	4-9	13	3	2	1	5	1	3	32
BC	*	0-3	0-0	0-0	3-2	5	1	0	1	2	0	0	18

SINGLE GAME BESTS

POINTS

Season: 14 vs Toledo (11/28/14)

Career:

REBOUNDS

Season: 13 (2x) last at Syracuse (01/11/15)

Career:

FG MADE

Season: 6 vs Toledo (11/28/14)

Career:

FG ATTEMPTS

Season: 10 vs Toledo (11/28/14)

Career:

3 PT FG MADE

Season:

Career:

3 PT FG ATTEMPTS

Season:

Career:

FT MADE

Season:

Career:

FT ATTEMPTS

Season:

Career:

ASSISTS

Season: 3 (2x)

Career:

BLOCKS

Season: 3 (3x)

Career:

STEALS

Season: 3 at Syracuse (01/11/15)

Career:

CAREER STATISTICS

Year	G-GS	Min/Avg	FG-FGA	Pct.	3FG-A	Pct.	FT-FTA	Pct.	O-D	T	Avg.	Pf-DQ	Ast	TO	Blk	St	Pts	Avg
2014-15	17-17	400/23.5	35-96	.365	0-1	.000	22-41	.537	41-64	105	6.2	48-1	19	31	23	16	92	5.4

FAITH RANDOLPH #20

Junior • Guard • 5-10 • Derwood, Md. • Our Lady of Good Counsel



2014-15 SEASON

- Opened the season with a 25-point performance against Ohio State, one point shy of her career high, taking 22 shots in the game
- Her start against OSU was just the 12th of her career and her first since Dec. 28, 2013 against Coppin State
- Scored 26 points at Xavier, matching her career high. It also made her the 21st player in program history to record three or more 25-point games in UVa career
- Averaged 20.2 ppg in the first five games
- FIU Thanksgiving Classic All-Tournament Team; Cavalier Classic All-Tourney
- Went 8-of-8 from the free throw line in the final 69 seconds vs Saint Mary's, helping to seal the victory and giving her her 4th 20-pt game of the year
- Had back-to-back 20-point games for the first time in her career, scoring 26 in the next game against Howard
- Back-to-back 20-point games against Syracuse (24) and BC (23)

2013-14 SEASON

- Voted the ACC Sixth Player of the Year, the 2nd-ever Cavalier to earn honor
- Led all ACC "bench" players in scoring, averaging 11.8 points per game and is second in steals at 1.6 per game

2014-15 GAME-BY-GAME:

Opponent	GS	FG-FGA	3FG-3FGA	FT-FTA	Off-Def	Total Reb	PF	Points	A	TO	Blk	Stl	Min
OHIO STATE	*	9-22	3-7	4-5	1-5	6	3	25	5	1	0	3	36
RADFORD	*	5-11	1-3	0-0	0-4	4	2	11	0	0	0	2	28
at Xavier	*	8-14	2-2	8-8	1-3	4	2	26	0	3	0	3	35
AUBURN	*	6-13	3-4	3-4	0-5	5	3	18	0	2	2	2	33
vs Toledo	*	8-15	5-10	0-0	0-2	2	5	21	2	1	0	1	29
at FIU	*	6-12	0-3	4-5	0-1	1	1	16	1	0	0	1	30
at Illinois	*	5-17	1-5	5-5	0-2	2	2	16	3	5	0	0	27
DELAWARE ST*	*	6-12	2-3	1-2	0-1	1	2	15	1	2	0	0	25
LONGWOOD	*	6-14	0-4	2-2	0-2	2	1	14	1	0	0	3	26
SAINT MARYS	*	5-13	2-5	8-8	0-5	5	4	20	4	2	1	3	36
HOWARD	*	10-20	3-6	3-4	1-6	7	2	26	3	2	1	3	32
DAVIDSON	*	4-19	3-11	4-4	0-1	1	2	15	2	3	1	1	33
DREXEL	*	3-10	2-6	4-4	0-3	3	4	12	1	4	0	1	31
at Virginia Tech	*	3-11	1-5	2-3	1-4	5	0	9	4	2	0	2	33
WAKE FOREST*	*	4-15	1-4	2-2	4-3	7	4	11	1	3	0	1	24
at Syracuse	*	10-22	3-10	1-1	1-1	2	0	24	2	1	0	0	38
BC	*	7-16	4-6	5-6	2-4	6	1	23	1	1	1	1	33

SINGLE GAME BESTS

POINTS

Season: 26 (2x) last vs Howard (12/21/14)
 Career: 26 (3x) last vs Howard (12/21/14)

REBOUNDS

Season: 7 vs Wake Forest (01/08/15)
 Career: 8 vs. North Carolina (02/20/14)

FG MADE

Season: 10 (2x) last at Syracuse (01/11/15)
 Career: 10 (3x) last at Syracuse (01/11/15)

FG ATTEMPTS

Season: 22 (2x) last at Syracuse (01/11/15)
 Career: 22 (2x) last at Syracuse (01/11/15)

3 PT FG MADE

Season: 5 vs Toledo (11/28/14)
 Career: 5 vs Toledo (11/28/14)

3 PT FG ATTEMPTS

Season: 10 (2x) last at Syracuse (01/11/15)
 Career: 10 (2x) last at Syracuse (01/11/15)

FT MADE

Season: 8 at Xavier (11/20/14)
 Career: 10 vs. High Point (11/11/13)

FT ATTEMPTS

Season: 8 at Xavier (11/20/14)
 Career: 11 vs. High Point (11/11/13)

FT PERCENTAGE

Season: 8-8 (2x) last vs St Marys (12/19/14)
 Career: 9-9 at UNC (2/20/14)

ASSISTS

Season: 5 vs Ohio State (11/14/14)
 Career: 6 vs. LA Tech (11/16/13)

BLOCKS

Season: 1
 Career: 1

STEALS

Season: 3
 Career: 3 (several)

DOUBLE-DOUBLES

Season:
 Career:

CAREER STATISTICS

Year	G-GS	Min/Avg	FG-FGA	Pct.	3FG-A	Pct.	FT-FTA	Pct.	O-D	T	Avg.	Pf-DQ	Ast	TO	Blk	St	Pts	Avg
2012-13	30-7	624/20.8	49-186	.263	13-66	.197	39-47	.830	13-36	49	1.6	22-0	26	47	2	18	150	5.0
2013-14	31-4	704/22.7	137-330	.415	25-88	.284	68-89	.764	45-52	97	3.1	67-1	44	56	1	43	367	11.8
2014-15	17-17	529/31.1	105-256	.410	36-94	.383	56-63	.889	11-52	63	3.7	38-1	31	32	6	27	302	17.8
TOTAL	78-28	1857/23.8	291-772	.377	74-248	.298	163-199	.819	69-140	209	2.7	127-2	101	135	9	88	819	10.5

TIFFANY SUAREZ #13

Sophomore • Guard • 5-11 • Miami, Fla. • Our Lady of Lourdes



2014-15 SEASON

- Scores six points against Radford, going 4-of-4 from the free throw line
- Had three blocked shots while also scoring eight points against Longwood

2013-14 SEASON

- Appeared in 26 games with five starts
- Averaged 2.9 points with 1.1 rebounds
- In her first collegiate games in her home state, scored 17 points at the FGCU Tournament, including logging her first double-digit scoring effort against FGCU with 13 points
- After scoring 16 points against Coppin State, going 7-of-10 from the field, earned her first career start against Princeton in the championship game of the Cavalier Classic
- Scored in each of the last four games to close out the season, including both ACC tournament games

AT A GLANCE

- Dade County Girl's Basketball 8A Player of the Year
- Three-time All-State
- Two-time All-Dade County
- Ranked No. 74 overall by Blue Star and No. 31 at her position by ESPN Hoop Gurlz

2014-15 GAME-BY-GAME:

Opponent	GS	FG-FGA	3FG-3FGA	FT-FTA	Off-Def	Total Reb	PF	Points	A	TO	Blk	Stl	Min
OHIO STATE	0-4	0-0	0-0	0-0	0-0	0	2	0	1	0	0	0	11
RADFORD	1-5	0-1	4-4	0-0	0-0	0	1	6	1	2	0	2	19
at Xavier	1-5	0-0	0-0	0-0	0-0	0	2	2	0	0	0	0	16
AUBURN	0-0	0-0	1-2	0-0	0-0	0	1	1	0	1	0	0	7
vs Toledo	0-3	0-0	0-0	1-1	1-1	2	1	0	1	1	0	0	10
at FIU	0-1	0-0	0-0	0-0	0-0	0	0	0	1	0	1	0	8
at Illinois	1-2	0-0	0-0	2-0	2-0	2	3	2	2	0	0	1	14
DELAWARE ST	1-4	0-0	2-2	0-1	1-1	1	2	4	2	1	0	0	14
LONGWOOD	4-7	0-1	0-0	0-1	1-1	1	2	8	1	0	3	0	17
SAINT MARYS	0-3	0-0	0-0	0-1	1-1	1	2	0	0	1	0	2	6
HOWARD	0-3	0-0	0-0	2-3	5-0	5	0	0	0	1	0	1	6
DAVIDSON	0-0	0-0	0-0	0-0	0-0	0	0	0	0	0	0	0	1
DREXEL	0-0	0-0	0-0	0-0	0-0	0	1	0	0	1	0	0	5
at Virginia Tech	0-2	0-0	0-0	0-0	0-0	0	2	0	0	1	0	0	9
WAKE FOREST	DNP												
at Syracuse	DNP												
BC	DNP												

SINGLE GAME BESTS

POINTS

Season: 8 vs Longwood (12/16/14)
 Career: 16 vs. Coppin State (12/28/13)

REBOUNDS

Season: 2
 Career: 5 vs. Clemson (02/02/14)

FG MADE

Season: 4 vs Longwood (12/16/14)
 Career: 7 vs. Coppin State (12/28/13)

FG ATTEMPTS

Season: 7 vs Longwood (12/16/14)
 Career: 13 (2x) last at FGCU (12/21/13)

3 PT FG MADE

Season: --
 Career: --

3 PT FG ATTEMPTS

Season:
 Career: 3 vs. UMES (12/17/13)

FT MADE

Season:
 Career: 5 at FGCU (12/21/13)

FT ATTEMPTS

Season:
 Career: 5 at FGCU (12/21/13)

ASSISTS

Season: 2
 Career: 6 vs. Coppin State (12/28/13)

BLOCKS

Season: 3 vs Longwood (12/16/14)
 Career: 3 vs Longwood (12/16/14)

STEALS

Season: 2 vs Radford (11/16/14)
 Career: 3 (2x) last vs. Florida State (01/19/14)

DOUBLE DOUBLES

Season:
 Career:

CAREER STATISTICS

Year	G-GS	Min/Avg	FG-FGA	Pct.	3FG-A	Pct.	FT-FTA	Pct.	O-D	T	Avg.	Pf-DQ	Ast	TO	Blk	St	Pts	Avg
2013-14	26-5	318/12.2	28-93	.301	0-7	.000	19-25	.760	8-21	29	1.1	38-1	27	33	1	14	75	2.9
2014-15	14-0	143/10.2	8-39	.205	0-2	.000	7-8	.875	5-7	12	0.9	19-0	9	9	4	6	23	1.6
TOTAL	40-5	461/11.5	36-132	.273	0-9	.000	26-33	.788	13-28	41	1.0	57-1	36	42	5	20	98	2.5

SYDNEY UMERI

#44

Sophomore • Forward • 6-1 • Acworth, Ga. • The Lovett School



2014-15 SEASON

- Had eight rebounds at Xavier
- Had the second double-digit scoring game of her career at Illinois, also matching her career high with eight rebounds

2013-14 SEASON

- Appeared in all 31 games with 11 starts, averaging 18.0 minutes per game
- Averaged 2.8 points and 2.8 rebounds per game
- Made her collegiate debut at James Madison, starting the game
- Played 30 minutes, scoring four points in her debut
- Had her first double-digit scoring game at Liberty with 12 points
- Started the first 10 games of the season before coming off the bench at FGCU
- Scored six of her eight points at Wake Forest in a span of 1:42 during the second half

AT A GLANCE

- Ranked No. 29 overall and as the No. 9 forward by ESPN HoopGurlz
- Won a gold medal with the 2011 USA Basketball's U16 team at the FIBA Americas Championship in Mérida, Mexico
- Helped lead The Lovett School to a 2012 Georgia Region 6AA championship
- 2013 McDonald's All-America nominee
- Also competed one season (2009) for The Lovett School track team in the long and triple jumps, 400 and 4x400 and 4x100 relays as well as being a middle blocker for two seasons on the volleyball team

2014-15 GAME-BY-GAME:

Opponent	GS	FG-FGA	3FG-3FGA	FT-FTA	Off-Def	Total Reb	PF	Points	A	TO	Blk	Stl	Min
OHIO STATE	1-1	0-0	0-0	0-0	0-3	3	1	2	0	0	0	0	16
RADFORD	2-3	0-0	0-0	0-0	0-1	1	4	4	1	0	2	1	16
at Xavier	1-1	0-0	0-0	0-0	3-5	8	2	2	1	3	1	0	18
AUBURN	0-0	0-0	0-0	0-0	0-0	0	1	0	0	0	0	0	8
vs Toledo	2-3	0-0	2-2	1-2	3	1	6	1	0	0	0	0	22
at FIU	2-4	0-0	0-0	0-0	0-0	0	2	4	0	2	1	0	19
at Illinois	4-7	0-0	2-2	3-5	8	1	10	0	1	0	0	0	25
DELAWARE ST	3-4	0-0	0-0	1-1	2	1	6	1	0	2	2	2	15
LONGWOOD	0-2	0-0	0-0	0-1	0-1	1	1	0	0	1	0	0	15
SAINT MARYS	3-3	0-0	0-0	0-3	3	2	6	2	0	0	0	0	27
HOWARD	2-3	0-0	0-0	1-4	5	0	4	2	2	0	0	0	16
DAVIDSON	1-3	0-0	0-0	0-3	3	3	2	1	2	1	1	1	24
DREXEL	0-2	0-0	2-2	1-0	1	0	2	0	1	0	0	0	13
at Virginia Tech	0-1	0-0	0-0	1-4	5	1	0	0	2	0	0	0	20
WAKE FOREST	0-1	0-0	0-0	0-1	1	2	0	1	4	0	1	1	15
at Syracuse	0-0	0-0	0-0	0-0	0	0	0	0	1	0	0	0	2
BC	1-3	0-0	0-0	2-0	2	0	2	0	0	0	0	0	16

SINGLE GAME BESTS

POINTS

Season: 10 at Illinois (12/03/14)

Career: 12 at Liberty (11/19/13)

REBOUNDS

Season: 8 (2x) last at Illinois (12/03/14)

Career: 8 (3x) last at Illinois (12/03/14)

FG MADE

Season: 4 at Illinois (12/03/14)

Career: 4 (3x) at Illinois (12/03/14)

FG ATTEMPTS

Season: 7 at Illinois (12/03/14)

Career: 7 at Illinois (12/03/14)

3 PT FG MADE

Season:

Career:

3 PT FG ATTEMPTS

Season: --

Career: --

FT MADE

Season:

Career: 5 vs. UMES (12/17/13)

FT ATTEMPTS

Season:

Career: 6 vs. UMES (12/17/13)

ASSISTS

Season: 2

Career: 2

BLOCKS

Season: 2 vs Radford (11/16/14)

Career: 2 vs Radford (11/16/14)

STEALS

Season: 2

Career: 2

DOUBLE DOUBLES

Season:

Career:

CAREER STATISTICS

Year	G-GS	Min/Avg	FG-FGA	Pct.	3FG-A	Pct.	FT-FTA	Pct.	O-D	T	Avg.	Pf-DQ	Ast	TO	Blk	St	Pts	Avg
2013-14	31-11	557/18.0	32-93	.344	0-0	.000	22-33	.667	46-42	88	2.8	64-2	15	43	4	17	86	2.8
2014-15	17-0	287/16.9	22-41	.537	0-0	.000	6-7	.857	13-33	46	2.7	22-0	10	19	7	5	50	2.9
TOTAL	48-11	844/17.6	54-134	.403	0-0	.000	28-40	.700	59-75	134	2.8	86-2	25	62	11	22	136	2.8

MIKAYLA VENSON

#1



Freshman • Guard • 5-7 • Arlington, Va. • Yorktown High

2014-15 SEASON

- Started in her first career game against Ohio State, scoring 11 points with three assists and two steals in 35 minutes
- Had three double-digit scoring efforts in the first four games of her career
- Had a season-high five steals at FIU while also scoring 12 points on 5-of-7 shooting
- Had her first 20-point game, scoring 22 points on 8-of-10 shooting (5-of-7 from 3 pt range) against Delaware St
- After going 0-of-8 from the floor against Davidson, had her second-highest scoring performance of the year, putting up 16 points against Drexel
- Scored 21 points against Wake, including scoring all 10 of UVa's points in the final 2:32 of their comeback win against Wake, including making two free throws in the final second that decided the game

HIGH SCHOOL

- Played one season at Yorktown High School, averaging 14.3 points per game and 5.5 assists per game
- 2011 Virginia High School League National District Co-Player of the Year and National District Rookie of the Year
- Virginia High School League National District First Team All-District, All-Rookie Team and All-Defensive Team
- Did not play high school basketball after her freshman season, but continued training with her father and playing with AAU club teams
- Ranked No. 31 overall by Blue Star Report and No. 33 overall and No. 7 at her position by ESPN Hoopgurlz

2014-15 GAME-BY-GAME:

Opponent	GS	FG-FGA	3FG-3FGA	FT-FTA	Off-Def	Total Reb	PF	Points	A	TO	Blk	Stl	Min
OHIO STATE	*	3-12	1-6	4-4	0-1	1	2	11	3	2	0	2	35
RADFORD	*	6-8	0-2	0-0	0-3	3	2	12	1	2	0	1	23
at Xavier	*	2-9	1-3	0-0	0-6	6	1	5	5	2	1	0	35
AUBURN	*	3-4	3-4	1-3	0-3	3	3	10	1	2	0	0	26
at Toledo	*	4-10	1-4	0-0	1-0	1	2	9	4	1	0	0	37
at FIU	*	5-7	0-1	2-2	0-2	2	3	12	2	2	0	5	32
at Illinois	*	4-7	3-5	0-0	0-0	0	1	11	1	2	0	0	30
DELAWARE ST*	*	8-10	5-7	1-1	0-2	2	3	22	2	3	1	2	32
LONGWOOD	*	5-11	1-3	0-0	0-1	1	3	11	4	1	0	2	30
SAINT MARYS	*	6-14	2-7	0-0	0-1	1	2	14	4	5	0	0	33
HOWARD	*	4-10	0-2	2-2	0-1	1	1	10	4	5	0	2	31
DAVIDSON	*	0-8	0-4	1-2	0-3	3	2	1	1	1	0	0	35
DREXEL	*	4-9	3-6	5-5	1-6	7	3	16	1	2	0	1	35
at Virginia Tech*	*	5-11	3-7	0-0	0-0	0	2	13	2	0	0	0	31
WAKE FOREST*	*	6-13	5-10	4-6	0-2	2	1	21	2	3	0	2	36
at Syracuse	*	3-6	3-6	0-0	0-1	1	2	9	3	3	0	2	32
BC	*	3-15	3-10	4-4	0-3	3	2	13	3	6	0	3	37

SINGLE GAME BESTS

POINTS

Season: 22 vs Delaware St (12/06/14)

Career:

REBOUNDS

Season: 7 vs Drexel (12/29/14)

Career:

FG MADE

Season: 8 vs Delaware St (12/06/14)

Career:

FG ATTEMPTS

Season: 14 vs Saint Mary's (12/19/14)

Career:

3 PT FG MADE

Season: 5 (2x) last vs Wake (01/08/15)

Career:

3 PT FG ATTEMPTS

Season: 10(2x) last vs BC (01/15/15)

Career:

FT MADE

Season: 5 vs Drexel (12/29/14)

Career:

FT ATTEMPTS

Season: 6 vs Wake (01/08/15)

Career:

FT PERCENTAGE

Season: 5-5 vs Drexel (12/29/14)

Career:

ASSISTS

Season: 5 at Xavier (11/20/14)

Career:

BLOCKS

Season: 1

Career:

STEALS

Season: 5 at FIU (11/30/14)

Career:

CAREER STATISTICS

Year	G-GS	Min/Avg	FG-FGA	Pct.	3FG-A	Pct.	FT-FTA	Pct.	O-D	T	Avg.	Pf-DQ	Ast	TO	Blk	St	Pts	Avg
2014-15	17-17	550/32.4	71-164	.433	34-87	.391	24-29	.828	2-35	37	2.2	35-0	43	42	2	22	200	11.8

**2014-15 Virginia Women's Basketball
Virginia Combined Team Statistics (as of Jan 15, 2015)
All games**

RECORD:	OVERALL	HOME	AWAY	NEUTRAL
ALL GAMES	13-4	10-1	3-2	0-1
CONFERENCE	3-1	2-0	1-1	0-0
NON-CONFERENCE	10-3	8-1	2-1	0-1

#	Player	gp-gs	min	avg	Total		3-Point		F-Throw		Rebounds				pf	dq	a	to	blk	stl	pts	avg
					fg-fga	fg%	3fg-fga	3fg%	ft-fa	ft%	off	def	tot	avg								
20	Faith Randolph	17-17	529	31.1	105-256	.410	36-94	.383	56-63	.889	11	52	63	3.7	38	1	31	32	6	27	302	17.8
42	Sarah Imovbioh	17-17	472	27.8	99-160	.619	0-0	.000	51-93	.548	92	99	191	11.2	43	0	16	34	6	24	249	14.6
01	Mikayla Venson	17-17	550	32.4	71-164	.433	34-87	.391	24-29	.828	2	35	37	2.2	35	0	43	42	2	22	200	11.8
12	Breyana Mason	17-17	529	31.1	54-127	.425	16-35	.457	33-38	.868	7	32	39	2.3	20	0	63	28	2	19	157	9.2
23	Aliyah Huland El	17-0	304	17.9	38-119	.319	12-61	.197	12-17	.706	12	23	35	2.1	32	0	21	26	9	19	100	5.9
21	Lauren Moses	17-17	400	23.5	35-96	.365	0-1	.000	22-41	.537	41	64	105	6.2	48	1	19	31	23	16	92	5.4
44	Sydney Umeri	17-0	287	16.9	22-41	.537	0-0	.000	6-7	.857	13	33	46	2.7	22	0	10	19	7	5	50	2.9
03	Sarah Beth Barnette	17-0	173	10.2	15-32	.469	7-20	.350	2-5	.400	16	27	43	2.5	25	0	14	8	5	3	39	2.3
13	Tiffany Suarez	14-0	143	10.2	8-39	.205	0-2	.000	7-8	.875	5	7	12	0.9	19	0	9	9	4	6	23	1.6
02	Jae'Lisa Allen	3-0	13	4.3	1-3	.333	0-0	.000	0-0	.000	0	2	2	0.7	3	0	0	0	0	0	2	0.7
Team											42	39	81					3				
Total.....		17	3400		448-1037	.432	105-300	.350	213-301	.708	241	413	654	38.5	285	2	226	232	64	141	1214	71.4
Opponents.....		17	3400		383-966	.396	102-330	.309	174-249	.699	196	399	595	35.0	307	-	220	292	55	102	1042	61.3

TEAM STATISTICS	VA	OPP	Date	Opponent	Score	Att.
SCORING	1214	1042	11/14/14	OHIO STATE	w 87-82	3358
Points per game	71.4	61.3	11/16/14	RADFORD	w 75-47	3172
Scoring margin	+10.1	-	11/20/14	at Xavier	w 71-62	714
FIELD GOALS-ATT	448-1037	383-966	11/23/14	AUBURN	w 66-51	3526
Field goal pct	.432	.396	11/28/14	vs Toledo	L 62-64	436
3 POINT FG-ATT	105-300	102-330	11/30/14	at FIU	w 74-61	305
3-point FG pct	.350	.309	12/03/14	at Illinois	L 63-86	1253
3-pt FG made per game	6.2	6.0	12/06/14	DELAWARE STATE	w 100-62	2998
FREE THROWS-ATT	213-301	174-249	12/16/14	LONGWOOD	w 91-49	2841
Free throw pct	.708	.699	12/19/14	SAINT MARY'S	w 62-49	2950
F-Throws made per game	12.5	10.2	12/21/14	HOWARD	w 74-53	3014
REBOUNDS	654	595	12/28/14	DAVIDSON	L 57-67	3392
Rebounds per game	38.5	35.0	12/29/14	DREXEL	w 72-66	3031
Rebounding margin	+3.5	-	* 01/04/15	at Virginia Tech	w 62-47	1225
ASSISTS	226	220	* 01/08/15	WAKE FOREST	w 72-70	3034
Assists per game	13.3	12.9	* 01/11/15	at Syracuse	L 58-70	708
TURNOVERS	232	292	* 01/15/15	BOSTON COLLEGE	w 68-56	3397
Turnovers per game	13.6	17.2				
Turnover margin	+3.5	-				
Assist/turnover ratio	1.0	0.8				
STEALS	141	102				
Steals per game	8.3	6.0				
BLOCKS	64	55				
Blocks per game	3.8	3.2				
ATTENDANCE	34713	4641				
Home games-Avg/Game	11-3156	5-841				
Neutral site-Avg/Game	-	1-436				

* - Conference game

Score by Periods	1st	2nd	Totals
Virginia	578	636	1214
Opponents	487	555	1042

**2014-15 Virginia Women's Basketball
Virginia Combined Team Statistics (as of Jan 15, 2015)
Conference games**

RECORD:	OVERALL	HOME	AWAY	NEUTRAL
ALL GAMES	3-1	2-0	1-1	0-0
CONFERENCE	3-1	2-0	1-1	0-0
NON-CONFERENCE	0-0	0-0	0-0	0-0

#	Player	gp-gs	min	avg	Total		3-Point		F-Throw		Rebounds				pf	dq	a	to	blk	stl	pts	avg
					fg-fga	fg%	3fg-fga	3fg%	ft-fa	ft%	off	def	tot	avg								
20	Faith Randolph	4-4	128	32.0	24-64	.375	9-25	.360	10-12	.833	8	12	20	5.0	5	0	8	7	1	4	67	16.8
01	Mikayla Venson	4-4	136	34.0	17-45	.378	14-33	.424	8-10	.800	0	6	6	1.5	7	0	10	12	0	7	56	14.0
12	Breyana Mason	4-4	134	33.5	13-35	.371	8-13	.615	8-8	1.000	2	7	9	2.3	5	0	13	8	0	5	42	10.5
42	Sarah Imovbioh	4-4	112	28.0	16-32	.500	0-0	.000	9-20	.450	16	22	38	9.5	14	0	5	10	0	3	41	10.3
23	Aliyah Huland El	4-0	83	20.8	11-31	.355	5-17	.294	2-3	.667	4	5	9	2.3	11	0	5	7	2	3	29	7.3
21	Lauren Moses	4-4	115	28.8	7-22	.318	0-1	.000	1-2	.500	14	19	33	8.3	10	0	7	11	4	6	15	3.8
03	Sarah Beth Barnette	4-0	30	7.5	3-7	.429	2-5	.400	0-0	.000	1	3	4	1.0	6	0	3	1	3	0	8	2.0
44	Sydney Umeri	4-0	53	13.3	1-5	.200	0-0	.000	0-0	.000	3	5	8	2.0	3	0	1	7	0	1	2	0.5
13	Tiffany Suarez	1-0	9	9.0	0-2	.000	0-0	.000	0-0	.000	0	0	0	0.0	2	0	0	1	0	0	0	0.0
Team											11	10	21					2				
Total.....		4	800		92-243	.379	38-94	.404	38-55	.691	59	89	148	37.0	63	0	52	66	10	29	260	65.0
Opponents.....		4	800		94-221	.425	20-69	.290	35-52	.673	43	102	145	36.2	68	-	56	73	20	30	243	60.8

TEAM STATISTICS	VA	OPP	Date	Opponent	Score	Att.
SCORING	260	243	* 01/04/15	at Virginia Tech	W 62-47	1225
Points per game	65.0	60.8	* 01/08/15	WAKE FOREST	W 72-70	3034
Scoring margin	+4.3	-	* 01/11/15	at Syracuse	L 58-70	708
FIELD GOALS-ATT	92-243	94-221	* 01/15/15	BOSTON COLLEGE	W 68-56	3397
Field goal pct	.379	.425	* - Conference game			
3 POINT FG-ATT	38-94	20-69				
3-point FG pct	.404	.290				
3-pt FG made per game	9.5	5.0				
FREE THROWS-ATT	38-55	35-52				
Free throw pct	.691	.673				
F-Throws made per game	9.5	8.8				
REBOUNDS	148	145				
Rebounds per game	37.0	36.2				
Rebounding margin	+0.8	-				
ASSISTS	52	56				
Assists per game	13.0	14.0				
TURNOVERS	66	73				
Turnovers per game	16.5	18.3				
Turnover margin	+1.8	-				
Assist/turnover ratio	0.8	0.8				
STEALS	29	30				
Steals per game	7.3	7.5				
BLOCKS	10	20				
Blocks per game	2.5	5.0				
ATTENDANCE	6431	1933				
Home games-Avg/Game	2-3216	2-966				
Neutral site-Avg/Game	-	0-0				

Score by Periods	1st	2nd	Totals
Virginia	128	132	260
Opponents	130	113	243

Official Basketball Box Score -- Game Totals -- Final Statistics
Longwood vs Virginia
12/16/14 7 p.m. at JPJ Arena, Charlottesville, Va.

Longwood 49 • 0-9

Table with 13 columns: ##, Player, FG-FGA, 3-Ptr, FT-FTA, Rebounds, PF, TP, A TO Blk Stl, Min. Rows include NYLEN, Emily, ROBBINS, Brenna, WILLIAMS, Raven, etc.

FG % 1st Half: 10-30 33.3% 2nd half: 8-27 29.6% Game: 18-57 31.6%
3FG % 1st Half: 5-16 31.3% 2nd half: 2-9 22.2% Game: 7-25 28.0%
FT % 1st Half: 1-2 50.0% 2nd half: 5-7 71.4% Game: 6-9 66.7%

Virginia 91 • 7-2

Table with 13 columns: ##, Player, FG-FGA, 3-Ptr, FT-FTA, Rebounds, PF, TP, A TO Blk Stl, Min. Rows include Lauren Moses, Sarah Imovbioh, Mikayla Venson, etc.

FG % 1st Half: 15-32 46.9% 2nd half: 23-36 63.9% Game: 38-68 55.9%
3FG % 1st Half: 2-7 28.6% 2nd half: 0-6 0.0% Game: 2-13 15.4%
FT % 1st Half: 5-8 62.5% 2nd half: 8-12 66.7% Game: 13-20 65.0%

Officials: Cameron Inouye, Jules Gailen, Timothy Bryant
Technical fouls: Longwood-None, Virginia-None.
Attendance: 2841
LU: Nylen fouled out at 12:59 (II)

Score by periods table with columns: 1st, 2nd, Total. Rows: Longwood, Virginia. Includes Points, In Paint, Off T/O, 2nd Chance, Fast Break, Bench.

Last FG - LWU 2nd-00:40, VA 2nd-00:52.
Largest lead - LWU by 4 1st-12:06, VA by 45 2nd-00:52.
LWU led for 06:45, VA led for 29:59. Game was tied for 02:54.

Official Basketball Box Score -- Game Totals -- Final Statistics
Saint Mary's vs Virginia
12/19/14 7 p.m. at JPJ Arena, Charlottesville, Va.

Saint Mary's 49 • 7-3

Table with 13 columns: ##, Player, FG-FGA, 3-Ptr, FT-FTA, Rebounds, PF, TP, A TO Blk Stl, Min. Rows include Hayley Hendricksen, Carli Rosenthal, Lauren Nicholson, etc.

FG % 1st Half: 10-24 41.7% 2nd half: 6-22 27.3% Game: 16-46 34.8%
3FG % 1st Half: 1-4 25.0% 2nd half: 1-6 16.7% Game: 2-10 20.0%
FT % 1st Half: 5-7 71.4% 2nd half: 10-14 71.4% Game: 15-21 71.4%

Virginia 62 • 8-2

Table with 13 columns: ##, Player, FG-FGA, 3-Ptr, FT-FTA, Rebounds, PF, TP, A TO Blk Stl, Min. Rows include Lauren Moses, Sarah Imovbioh, Mikayla Venson, etc.

FG % 1st Half: 11-32 34.4% 2nd half: 11-24 45.8% Game: 22-56 39.3%
3FG % 1st Half: 3-11 27.3% 2nd half: 3-7 42.9% Game: 6-18 33.3%
FT % 1st Half: 1-2 50.0% 2nd half: 11-12 91.7% Game: 12-14 85.7%

Officials: Denise Brooks, Mark Zentz, Mark Resch
Technical fouls: Saint Mary's-None, Virginia-None.
Attendance: 2950
SMC: Rosenthal fouled out at 7:15 (II)

Score by periods table with columns: 1st, 2nd, Total. Rows: Saint Mary's, Virginia. Includes Points, In Paint, Off T/O, 2nd Chance, Fast Break, Bench.

Last FG - SMC 2nd-00:41, VA 2nd-01:21.
Largest lead - SMC by 3 1st-14:45, VA by 13 2nd-15:33.
SMC led for 03:46, VA led for 32:52. Game was tied for 03:22.

Official Basketball Box Score -- Game Totals -- Final Statistics
Howard vs Virginia
12/21/14 6 p.m. at JPJ Arena, Charlottesville, Va.

Howard 53 • 1-11

Table with 13 columns: ##, Player, FG-FGA, 3-Ptr, FT-FTA, Rebounds, PF, TP, A TO Blk Stl, Min. Rows include Cheyenne Brown, Sydni Johnson, Victoria Gonzales, etc.

FG % 1st Half: 10-37 27.0% 2nd half: 11-34 32.4% Game: 21-71 29.6%
3FG % 1st Half: 0-14 0.0% 2nd half: 2-14 14.3% Game: 2-28 7.1%
FT % 1st Half: 1-2 50.0% 2nd half: 8-9 88.9% Game: 9-11 81.8%

Virginia 74 • 9-2

Table with 13 columns: ##, Player, FG-FGA, 3-Ptr, FT-FTA, Rebounds, PF, TP, A TO Blk Stl, Min. Rows include Lauren Moses, Sarah Imovbioh, Mikayla Venson, etc.

FG % 1st Half: 13-31 41.9% 2nd half: 14-28 50.0% Game: 27-59 45.8%
3FG % 1st Half: 1-4 25.0% 2nd half: 3-10 30.0% Game: 4-14 28.6%
FT % 1st Half: 8-10 80.0% 2nd half: 8-13 61.5% Game: 16-23 69.6%

Officials: Wesley Dean, Dan Outlaw, Diana DePaul
Technical fouls: Howard-None, Virginia-None.
Attendance: 3014

Score by periods table with columns: 1st, 2nd, Total. Rows: Howard, Virginia. Includes Points, In Paint, Off T/O, 2nd Chance, Fast Break, Bench.

Last FG - HOWW 2nd-02:22, VA 2nd-00:30.
Largest lead - HOWW None, VA by 21 2nd-00:30.
HOWW led for 00:00, VA led for 39:16. Game was tied for 00:40.

Official Basketball Box Score -- Game Totals -- Final Statistics
Davidson vs Virginia
12/28/14 2:30 p.m. at JPJ Arena, Charlottesville, Va.

Davidson 67 • 4-8

Table with 13 columns: ##, Player, FG-FGA, 3-Ptr, FT-FTA, Rebounds, PF, TP, A TO Blk Stl, Min. Rows include Early, Hannah, Latt, Mackenzie, Tipton, Saadia, etc.

FG % 1st Half: 11-27 40.7% 2nd half: 14-28 50.0% Game: 25-55 45.5%
3FG % 1st Half: 6-11 54.5% 2nd half: 5-12 41.7% Game: 11-23 47.8%
FT % 1st Half: 2-2 100.0% 2nd half: 4-6 66.7% Game: 6-8 75.0%

Virginia 57 • 9-3

Table with 13 columns: ##, Player, FG-FGA, 3-Ptr, FT-FTA, Rebounds, PF, TP, A TO Blk Stl, Min. Rows include Lauren Moses, Sarah Imovbioh, Mikayla Venson, etc.

FG % 1st Half: 13-33 39.4% 2nd half: 7-31 22.6% Game: 20-64 31.3%
3FG % 1st Half: 3-11 27.3% 2nd half: 2-12 16.7% Game: 5-23 21.7%
FT % 1st Half: 5-7 71.4% 2nd half: 7-8 87.5% Game: 12-15 80.0%

Officials: Joe Cunningham, Tiara Cruse, Michael Schmidt
Technical fouls: Davidson-None, Virginia-None.
Attendance: 3392
Cavalier Classic Presented by Holiday Inn University Area

Score by periods table with columns: 1st, 2nd, Total. Rows: Davidson, Virginia. Includes Points, In Paint, Off T/O, 2nd Chance, Fast Break, Bench.

Last FG - DAV 2nd-00:50, VA 2nd-00:10.
Largest lead - DAV by 19 2nd-06:25, VA by 14 1st-04:29.
DAV led for 18:27, VA led for 17:26. Game was tied for 03:52.



Official Basketball Box Score -- Game Totals -- Final Statistics

Boston College vs Virginia
01/15/15 7 p.m. at JPJ Arena, Charlottesville, Va.

Boston College 56 • 8-9, 0-4 ACC

#	Player	Total			3-Ptr			Rebounds			PF	TP	A	TO	Blk	Stl	Min
		FG	FGA	FT	FTA	FG	FGA	FT	FTA	Off							
25	Karima Gabriel	c	0-2	0-0	2-2	0	4	4	2	2	0	1	1	0	16		
00	Ashley Kelsick	g	2-7	0-2	0-0	2	2	4	4	4	1	5	1	2	22		
11	Nicole Boudreau	g	3-9	0-4	0-0	0	6	6	2	6	0	0	1	2	36		
22	Emilee Daley	g	2-6	1-1	2-2	1	1	2	2	7	0	4	1	0	20		
23	Kelly Hughes	g	6-15	2-6	0-1	1	5	6	3	14	2	1	0	1	35		
13	Alexa Coulombe		4-5	0-0	0-0	2	1	3	2	8	2	1	3	1	24		
15	Lauren Engeln		3-4	0-0	0-0	0	1	1	0	6	1	1	0	0	15		
20	Shayra Brown		0-0	0-0	1-2	0	1	1	0	1	0	1	0	0	4		
21	Martina Mosetti		3-6	0-1	2-2	2	2	4	4	8	3	3	1	1	25		
44	Kat Cooper		0-2	0-1	0-0	0	0	0	0	0	0	0	0	0	3		
Team																	
Totals			23-56	3-15	7-9	10	25	35	19	56	9	17	8	7	200		

FG % 1st Half: 13-27 48.1% 2nd half: 10-29 34.5% Game: 23-56 41.1% Deadball
 3FG % 1st Half: 2-7 28.6% 2nd half: 1-8 12.5% Game: 3-15 20.0% Rebounds
 FT % 1st Half: 5-6 83.3% 2nd half: 2-3 66.7% Game: 7-9 77.8% 2

Virginia 68 • 13-4, 3-1 ACC

#	Player	Total			3-Ptr			Rebounds			PF	TP	A	TO	Blk	Stl	Min
		FG	FGA	FT	FTA	FG	FGA	FT	FTA	Off							
21	Lauren Moses	f	0-3	0-0	0-0	3	2	5	1	0	1	2	0	0	18		
42	Sarah Imovbioh	c	4-7	0-0	2-2	3	8	11	4	10	2	3	0	1	31		
01	Mikayla Venson	g	3-15	3-10	4-4	0	3	3	2	13	3	6	0	3	37		
12	Breyana Mason	g	4-9	4-5	0-0	0	2	2	0	12	7	1	0	2	38		
20	Faith Randolph	g	7-16	4-6	5-6	2	4	6	1	23	1	1	1	1	33		
03	Sarah Beth Barnette		3-5	2-3	0-0	0	1	1	3	8	2	1	2	0	15		
23	Aliyah Huland El		0-3	0-2	0-1	0	2	2	3	0	0	2	1	0	12		
44	Sydney Umeri		1-3	0-0	0-0	2	0	2	0	2	0	0	0	0	16		
Team																	
Totals			22-61	13-26	11-13	15	23	38	14	68	16	16	4	7	200		

FG % 1st Half: 13-33 39.4% 2nd half: 9-28 32.1% Game: 22-61 36.1% Deadball
 3FG % 1st Half: 10-16 62.5% 2nd half: 3-10 30.0% Game: 13-26 50.0% Rebounds
 FT % 1st Half: 2-2 100.0% 2nd half: 9-11 81.8% Game: 11-13 84.6% 1

Officials: Billy Smith, Dennis DeMayo, Fatou Cissoko-Stephens
 Technical fouls: Boston College-None, Virginia-None.
 Attendance: 3397

Score by periods	1st	2nd	Total
Boston College	33	23	56
Virginia	38	30	68

Points	In	Off	2nd	Fast	Bench
BC	36	17	7	6	23
VA	14	13	11	0	10

Last FG - BC 2nd-00:48, VA 2nd-00:53.
 Largest lead - BC by 8 1st-08:42, VA by 14 2nd-07:31.
 BC led for 13:37, VA led for 22:07, Game was tied for 04:15.

Score tied - 3 times.
 Lead changed - 1 time.

2014-15 VIRGINIA SEASON RESULTS & LEADERS

RECORD:	OVERALL	HOME	AWAY	NEUTRAL
ALL GAMES	13-4	10-1	3-2	0-1
CONFERENCE	3-1	0-0	1-1	0-0
NON-CONFERENCE	10-3	10-1	2-1	0-1

Date	U.Va. Rank	Opponent	Score	W/L	Rec.	ACC	Attend.	High Scorer	High Reb.	Opp. High Scr
11/14		OHIO STATE	87-82	W	1-0	0-0	3358	Randolph 25	Imovbioh 24	Mitchell 26
11/16		RADFORD	75-47	W	2-0	0-0	3172	Imovbioh 14	Imovbioh 9	White 14
11/20	NR/RV	at Xavier	71-62	W	3-0	0-0	714	Randolph 26	Imovbioh 13	Gaffney 15
11/23	NR/RV	AUBURN	66-51	W	4-0	0-0	3526	Imovbioh 21	Imovbioh 13	Montgomery 24
11/28	NR/RV	vs Toledo	64-62	L	4-1	0-0	436	Randolph 21	Imovbioh 9	Zanoguera 24
11/30	NR/RV	at FIU	74-61	W	5-1	0-0	305	FR/SI 16	Imovbioh 10	Pound 18
12/03		at Illinois	86-63	L	5-2	0-0	1253	Randolph 16	Moses 13	Grant 16
12/06		DELAWARE ST	100-62	W	6-2	0-0	2998	Venson 22	Barnette 11	Aldridge 17
12/16		LONGWOOD	91-49	W	7-2	0-0	2841	Imovbioh 25	Imovbioh 15	Williams 18
12/19		SAINT MARYS	62-49	W	8-2	0-0	2950	Randolph 20	FR/SI 5	HH/LN 16
12/21		HOWARD	74-53	W	9-2	0-0	3014	Randolph 26	Imovbioh 10	Brown 15
12/28		DAVIDSON	67-57	L	9-3	0-0	3392	Imovbioh 21	Imovbioh 19	Early 24
12/29		DREXEL	72-66	W	10-3	0-0	3031	Imovbioh 19	Imovbioh 9	Curran 15
01/04		at Virginia Tech	62-47	W	11-3	1-0	1225	Mason 16	Imovbioh 11	Camp 23
01/08		WAKE FOREST	72-70	W	12-3	2-0	3034	Venson 21	FR, LM, SI 7	Hamby 27
01/11		at No. 21 Syracuse	70-58	L	12-4	2-1	708	Randolph 24	Moses 13	Peterson 16
01/15		BOSTON COLL	68-56	W	13-4	3-1	3397	Randolph 23	Imovbioh 11	Hughes 14

**2014-15 POINTS-REBS-ASSISTS**

OPPONENT	ALLEN	BARNETTE	GARNER	HULAND EL	IMOVBIOH	MASON
OHIO STATE	DNP	0-2-1	DNP	5-1-1	18-24-0	22-0-6
RADFORD	0-0-0	3-4-0	DNP	7-5-1	14-9-0	11-3-5
at Xavier	DNP	0-1-0	DNP	4-2-0	18-13-1	6-2-6
AUBURN	DNP	3-6-2	DNP	2-2-1	21-13-2	8-2-4
vs. Toledo	DNP	0-1-0	DNP	3-2-0	9-9-2	0-3-3
vs. FIU	DNP	0-0-0	DNP	8-3-1	16-10-1	11-0-2
at Illinois	DNP	0-0-0	DNP	3-3-0	10-8-0	6-4-3
DELAWARE ST	2-1-0	9-11-5	DNP	10-3-2	10-9-1	16-3-7
LONGWOOD	0-1-0	2-5-1	DNP	11-2-4	25-15-0	10-3-4
ST. MARY'S	DNP	0-4-0	DNP	5-0-1	6-5-0	7-1-2
HOWARD	DNP	3-1-0	DNP	2-0-0	21-10-0	3-3-3
DAVIDSON	DNP	5-2-0	DNP	7-1-1	21-19-1	4-2-2
DREXEL	DNP	6-2-2	DNP	4-2-4	19-9-3	11-4-3
at Virginia Tech	DNP	0-2-1	DNP	10-2-1	9-11-1	16-1-1
WAKE FOREST	DNP	0-1-0	DNP	12-3-1	8-7-1	12-2-3
at Syracuse	DNP	0-0-0	DNP	7-2-3	14-9-1	2-4-2
BOSTON COLLEGE	DNP	8-1-2	DNP	0-2-0	10-11-2	12-2-7
at Louisville						
at Miami						
GEORGIA TECH						
NC STATE						
at Clemson						
at Notre Dame						
DUKE						
FLORIDA ST						
at Pitt						
VIRGINIA TECH						
at UNC						
LOUISVILLE						

OPPONENT	MOSES	RANDOLPH	SUAREZ	UMERI	VENSON
OHIO STATE	4-7-0	25-6-5	0-0-1	2-3-0	11-1-3
RADFORD	7-5-0	11-4-0	6-0-1	4-1-1	12-3-1
at Xavier	8-6-1	26-4-0	2-0-0	2-8-1	5-6-5
AUBURN	3-5-1	18-5-0	1-0-0	0-0-0	10-3-1
vs. Toledo	14-8-0	21-2-2	0-2-1	6-3-1	9-1-4
vs. FIU	7-4-2	16-1-1	0-0-1	4-0-0	12-2-2
at Illinois	5-13-0	16-2-3	2-2-2	10-8-0	11-0-1
DELAWARE ST	6-6-2	15-1-1	4-1-2	6-2-1	22-2-2
LONGWOOD	10-2-3	14-2-1	8-1-1	0-1-0	11-1-4
ST. MARY'S	4-4-0	20-5-4	0-1-0	6-3-2	14-1-4
HOWARD	5-6-2	26-7-3	0-5-0	4-5-2	10-1-4
DAVIDSON	2-3-1	15-1-2	0-0-0	2-3-1	1-3-1
DREXEL	2-3-0	21-3-1	0-0-0	2-1-0	16-7-1
at Virginia Tech	5-8-3	9-5-4	0-0-0	0-5-0	13-0-2
WAKE FOREST	8-7-2	11-7-1	DNP	0-1-0	21-2-2
at Syracuse	2-13-1	24-2-2	DNP	0-0-0	9-1-3
BOSTON COLLEGE	0-5-1	23-6-1	DNP	2-2-0	13-3-3
at Louisville					
at Miami					
GEORGIA TECH					
NC STATE					
at Clemson					
at Notre Dame					
DUKE					
FLORIDA ST					
at Pitt					
VIRGINIA TECH					
at UNC					
LOUISVILLE					

**GAME-BY-GAME STAT COMPARISONS**

	Field Goal %		3-Point FG %		Free Throw Pct.		Rebounds	Turnovers
	Virginia	Opponent	Virginia	Opponent	Virginia	Opponent	UVa-Opp	UVa-Opp
OHIO STATE	31-76 (.408)	29-74 (.392)	10-26 (.385)	11-30 (.367)	15-19 (.789)	13-16 (.813)	51-40 (+11)	10-9
RADFORD	30-66 (.455)	16-54 (.296)	2-14 (.143)	1-18 (.056)	13-20 (.650)	14-20 (.700)	38-43 (-5)	5-20
at Xavier	29-62 (.468)	22-62 (.355)	3-7 (.429)	8-25 (.320)	10-12 (.833)	10-13 (.769)	44-33 (+11)	15-13
AUBURN	23-46 (.500)	20-62 (.323)	7-10 (.700)	8-20 (.400)	13-20 (.650)	3-12 (.250)	39-32 (+7)	17-15
vs Toledo	24-60 (.400)	22-46 (.478)	7-20 (.350)	7-22 (.318)	7-11 (.636)	13-19 (.684)	35-30 (+5)	9-12
at FIU	32-62 (.516)	22-46 (.478)	2-10 (.200)	6-11 (.545)	8-11 (.727)	11-15 (.733)	21-36 (-15)	7-25
at Illinois	21-56 (.375)	33-60 (.550)	4-14 (.286)	8-21 (.381)	17-26 (.654)	12-21 (.571)	42-29 (+13)	18-11
DELAWARE ST	38-71 (.535)	21-58 (.362)	8-18 (.444)	6-14 (.429)	16-25 (.640)	14-16 (.875)	45-34 (+11)	8-17
LONGWOOD	38-68 (.559)	18-57 (.316)	2-13 (.154)	7-25 (.280)	13-20 (.650)	6-9 (.667)	38-33 (+5)	6-20
SAINT MARYS	22-56 (.393)	16-46 (.348)	6-18 (.333)	2-10 (.200)	12-14 (.857)	15-21 (.714)	28-38 (-10)	14-23
HOWARD	27-59 (.458)	21-71 (.296)	4-14 (.286)	2-28 (.071)	16-23 (.696)	9-11 (.818)	46-40 (+6)	25-24
DAVIDSON	20-64 (.313)	25-55 (.455)	5-23 (.217)	11-23 (.478)	12-15 (.800)	6-8 (.750)	41-37 (+4)	15-18
DREXEL	21-48 (.438)	24-54 (.444)	7-19 (.368)	5-14 (.357)	23-30 (.767)	13-16 (.813)	38-25 (+13)	17-12
at Va Tech	23-56 (.411)	15-52 (.288)	8-20 (.400)	3-15 (.200)	8-15 (.533)	14-20 (.700)	36-37 (-1)	11-15
WAKE	24-60 (.400)	30-58 (.517)	10-26 (.385)	2-12 (.167)	14-19 (.737)	8-15 (.533)	34-37 (-3)	17-20
at Syracuse	23-66 (.348)	26-55 (.473)	7-22 (.318)	12-27 (.444)	5-8 (.625)	6-8 (.750)	40-36 (+4)	22-21
BC	22-61 (.361)	23-56 (.411)	13-26 (.500)	3-15 (.200)	11-13 (.846)	7-9 (.778)	38-35 (+3)	16-17



MISCELLANEOUS STATS

VIRGINIA

OPPONENT

Table with 2 columns: VIRGINIA and OPPONENT. Rows include Bench Points, FG Percentage- Home, FG Percentage- Road, FG Percentage- Neutral, Most Points- Half, Fewest Points- Half, Largest Halftime Lead, and Largest Halftime Deficit.

VIRGINIA'S RECORD WHEN

Table with 2 columns: Description and Record. Rows include Game decided by 10 pts or less, Leading at halftime, Trailing at halftime, Tied at halftime, Went into overtime, Leading by 10 or more points, Shot FG 50% or better, Shot FG less than 50%, Shot FG less than 40%, Shot FG 40% or better, Holding opponent under 60 pts, Scoring 30-39 points, Scoring 40-49 points, Scoring 50-59 points, Scoring 60-69 points, Scoring 70-79 points, Scoring 80-89 points, Scoring 90-100 points, Outrebounding opponent, Being outrebounded, Tied in rebounding, Have fewer TOs than opponent, Committing 15 or less TOs, Start #1, 12, 20, 21, 42, Playing a ranked opponent, Playing a top-10 ranked opponent, Playing on television, and Playing on ESPN3/Fox Go only.

SCORING BENCHMARKS

GAMES WITH 20 OR MORE POINTS IN 14-15

Table with 2 columns: Player Name and Games. Rows include Faith Randolph, Sarah Imovbioh, Mikayla Venson, and Breyana Mason.

GAMES WITH 10 OR MORE POINTS IN 14-15

Table with 2 columns: Player Name and Games. Rows include Faith Randolph, Mikayla Venson, Sarah Imovbioh, Breyana Mason, Aliyah Huland El, Lauren Moses, and Sydney Umeri.

GAMES WITH 10 OR MORE REBOUNDS IN 14-15

Table with 2 columns: Player Name and Games. Rows include Sarah Imovbioh, Lauren Moses, and Sarah Beth Barnette.

GAMES WITH 20 OR MORE REBOUNDS IN 14-15

Table with 2 columns: Player Name and Games. Row includes Sarah Imovbioh.

DOUBLE DOUBLES IN 14-15

Table with 2 columns: Player Name and Games. Row includes Sarah Imovbioh.



THE LAST TIME

VIRGINIA INDIVIDUALS

- **Two UVa players with double-doubles in the same game:** at NC State, 02/10/11 (Franklin 18-10, W. Edwards 13-11)
- **Four players in double figures:** vs BC 01/15/15 (Randolph 23, Venson 13, Mason 12, Imovbioh 10)
- **Five players in double figures:** vs Longwood 12/16/14 (Imovbioh 25, Randolph 14, Huland El 11, Venson 11, Moses 10, Mason 10)
- **Six players in double figures:** vs Longwood 12/16/14 (Imovbioh 25, Randolph 14, Huland El 11, Venson 11, Moses 10, Mason 10)
- **Scored 20-24 points:** 23, Randolph vs BC (01/15/15)
- **Scored 25-29 points:** 26, Randolph vs Howard 12/21/14
- **Scored 30-39 points:** 34, Monica Wright vs. Green Bay, 03/21/10
- **Scored 40-49 points:** **48, Mimi Kennedy at North Carolina, 01/15/98
- **A non-starter scored 20 or more points:** 24, Faith Randolph vs North Carolina 02/20/14
- **Two or more Hoos scored 20 or more points in the same game:** vs Howard 12/21/14 (Randolph 26, Imovbioh 21)
- **Perfect from the field (5 attempts):** 8-8, Jazmin Pitts vs Radford
- **Perfect at FT line (10 attempts):** 11-11, Monica Wright vs North Carolina, 02/15/10
- **Perfect at FT line (9 attempts):** 9-9, Faith Randolph vs North Carolina (2/20/14)
- **Perfect at FT line (8 attempts):** 8-8, Faith Randolph vs Saint Marys 12/19/14
- **Had 20 Free throw attempts:** **20, Brandi Teamer at Wake Forest, 01/6/05
- **Had 15 rebounds:** 19, Sarah Imovbioh vs Davidson 12/28/14
- **Had 20 rebounds:** 24, Sarah Imovbioh vs Ohio State 11/14/14
- **Had 10 assists:** 11, Sharneé Zoll vs. Georgia Tech, 03/2/08
- **Had 6 steals:** 6, Kelsey Wolfe at Miami, 01/06/13
- **Blocked 5 shots:** 5, Jocelyn Logan-Friend at North Carolina, 02/24/05

VIRGINIA TEAM

- **UVa ranked in AP Top 25:** #22, 11/21/12
- **UVa ranked USA Today Top 25:** #22, 03/8/10
- **Played AP No. 1 team:** #1 Duke, L 79-58, 03/2/07
- **Defeated AP No. 1 team:** #1 Maryland, 75-74, 02/11/92
- **Defeated AP Top 10 team:** #6 Maryland, 86-72, 01/23/14
- **Defeated AP Top 25 team:** #6 Maryland, 86-72, 01/23/14

FIELD GOAL SHOOTING

- **Shot 50 percent:** .559 (38-68) vs Longwood 12/16/14
- **Shot 60 percent:** .623 (33-53) vs Georgia Tech, 03/02/08
- **Shot 70 percent:** **.700 (42-60) at Wake Forest, 01/07/87
- **Made 30-39 field goals:** 38 vs Longwood 12/16/14
- **Made 40-49 field goals:** 42 vs. Wake Forest, 01/7/87
- **Made 50 field goals:** **54 vs. Cleveland State, 11/29/95
- **Attempted 60-69 FG:** 68 vs Longwood, 12/16/14
- **Attempted 70-79 FG:** 71 vs Delaware St, 12/6/14
- **Attempted 80 FG:** 85 at NC State, 02/10/11

THREE-POINT SHOOTING

- **Shot 50 percent:** .500 (13-26) vs BC 01/15/15
- **Shot 60 percent:** .700 (7-10) vs Auburn, 11/23/14
- **Shot 70 percent:** .700 (7-10) vs Auburn, 11/23/14
- **Shot 80 percent:** .857 (6-7) vs St. John's, 03/19/88
- **Made 10 three-pt. field goals:** 13 (of 26) vs BC 01/15/15
- **Attempted 20 three-pt. FG:** 26 (made 13) vs BC 01/15/15

FREE THROW SHOOTING

- **Shot 80 percent:** .843 (11-13) vs BC, 01/15/15
- **Shot 90 percent:** .909 (20-22) vs. Maryland, 01/23/14
- **Shot 100 percent:** 6-6 vs. Duke, 02/8/13
- **Made 20-29 free throws:** 20 vs. Maryland 01/23/14
- **Made 30-39 free throws:** 30 vs. North Carolina, 02/20/14
- **Attempted 30-39 FT:** 38 vs. North Carolina, 02/20/14
- **Attempted 40-49 FT:** 44 vs. Indiana, 11/26/09
- **Attempted 50+ FT:** **54 at Wake Forest, 01/6/05

SCORING

- **Scored 80 points:** 91 vs Longwood 12/16/14
- **Scored 90 points:** 91 vs Longwood 12/16/14
- **Scored 100 points:** 100 vs Delaware St, 12/6/14

REBOUNDING

- **Had 50 rebounds:** 51 vs Ohio State 11/14/14
- **Had 60 rebounds:** 63 at Alabama, 12/21/12
- **Had 70 rebounds:** **77 vs. Rider, 12/19/96

ASSISTS

- **Had 20 assists:** 23 vs Delaware St, 12/6/14
- **Had 30 assists:** **37 vs. Cleveland State, 11/29/95

STEALS

- **Had 15 steals:** 18 vs Davidson 12/28/14
- **Had 20 steals:** 22 vs UMES, 12/17/13
- **Had 25 steals:** 26 vs. Clemson, 02/12/12
- **UVa forced 30 turnovers:** 35 vs. UMES, 12/17/13
- **UVa committed 30 turnovers:** 32 at Alabama, 12/21/12

MISCELLANEOUS

- **UVa in OT:** L, 79-72 vs Tulane, 12/20/13
- **UVa in 2OT:** L, 73-70 at Alabama, 12/21/12
- **UVa in 3OT:** W, 105-100 at North Carolina, 01/15/98
- **UVa shot 60% from the floor in first half:** .600 (15-25) at Florida State, 3/2/14
- **UVa shot 60% from the floor in second half:** .639 (23-36) vs Longwood 12/16/14
- **UVa shot less than 20% from floor first half:** .192 (5-26) at Maryland, 12/06/12
- **UVa shot less than 30% from floor first half:** .256 (10-39) at Syracuse, 01/11/15
- **UVa shot less than 30% from floor 2nd half:** .289 (11-38) at Florida State, 3/2/14
- **UVa scored less than 15 points in first half:** 13 at Florida State, 01/8/06
- **UVa held opp to less than 15 points first half:** 14 vs. Virginia Tech, 01/03/13
- **UVa held opp to less than 10 points first half:** 6 vs. Norfolk State, 12/28/12
- **UVa held opponent to less than 30 points:** 23 vs. Norfolk State, 12/28/12
- **UVa failed to make at least one three-pointer:** 0-10 vs. Kansas State, 11/29/13

**school record



2014-15 HIGHS/LOWS

VIRGINIA HIGHS

Points 100 vs Delaware State 12/06/14
 FG Made 38 (2x) last vs Longwood 12/16/14
 FG Attempts 76 vs Ohio State 11/14/14
 FG %559 (38-68) vs Longwood 12/16/14
 3FG Made 13 vs Boston College 01/15/15
 3FG Attempts 26 (3x) last vs BC 01/15/15
 3FG %700 (7-10) vs Auburn 11/23/14
 Free Throws Made 23 vs Drexel 12/29/14
 Free Throw Attempts 30 vs Drexel 12/29/14
 Free Throw %857 (12-14) vs Saint Marys 12/19/14
 Rebounds 51 vs Ohio State 11/14/14
 Assists 23 vs Delaware State 12/06/14
 Steals 16 vs Howard 12/21/14
 Blocked Shots 8 vs Longwood 12/16/14
 Turnovers 25 vs Howard 12/21/14
 Fouls 21 vs Saint Marys 12/19/14

OPPONENT HIGHS

86 at Illinois 12/03/14
 33 at Illinois 12/03/14
 74 vs Ohio State 11/14/14
 .550 (33-60) at Illinois 12/03/14
 12 at Syracuse 01/11/15
 30 vs Ohio State 11/14/14
 .545 (6-11) at FIU 11/30/14
 15 vs Saint Mary's 12/19/14
 21 (2x) last vs Saint Mary;s 12/19/14
 .875 (14-16) vs Delaware State 12/06/14
 43 vs Radford 11/16/14
 20 (2x) last at Syracuse 01/11/15
 17 vs Howard 12/21/14
 8 vs Boston College 01/15/15
 25 at FIU 11/30/14
 25 vs Drexel 12/29/14

VIRGINIA LOWS

Points 57 vs Davidson 12/28/14
 FG Made 20 vs Davidson 12/28/14
 FG Attempts 46 vs Auburn 11/23/14
 FG %313 (20-64) vs Davidson 12/28/14
 3FG Made 2 (3x) last vs Longwood 12/16/14
 3FG Attempts 7 at Xavier 11/20/14
 3FG %143 (2-14) vs Radford 11/16/14
 Free Throws Made 5 at Syracuse 01/11/15
 Free Throw Attempts 8 at Syracuse 01/11/15
 Free Throw %533 (8-15) at Virginia Tech 01/04/15
 Rebounds 21 at FIU 11/30/14
 Assists 9 (3x) last vs Davidson 12/28/14
 Steals 1 vs Toledo 11/28/14
 Blocked Shots 0 vs Toledo 11/28/14
 Turnovers 5 vs Radford 11/16/14
 Fouls 11 vs Howard 12/21/14

OPPONENT LOWS

.47 (2x) last at Virginia Tech 01/04/15
 15 at Virginia Tech 01/04/15
 46 (3x)
 .296 (2x) last vs Howard 12/21/14
 1 vs Radford 11/16/14
 .10 vs Saint Mary's 12/19/14
 .056 (1-18) vs Radford 11/16/14
 3 vs Auburn 11/23/14
 8 vs Davidson 12/28/14
 .250 (3-12) vs Auburn 11/23/14
 25 vs Drexel 12/29/14
 7 (3x) last vs Radford 11/16/14
 0 vs Radford 11/16/14
 0 vs Toledo 11/28/14
 9 vs Ohio State 11/14/14
 .14 (2x) last at FIU 11/30/14

VIRGINIA INDIVIDUAL HIGHS

Points . . . 26 (2x) Randolph last vs Howard 12/21/14
 FG Made 11 Imovbioh vs Longwood 12/16/14
 FG Attempts . . . 22 Randolph (2x) last at Syracuse
 FG % 8-10 Venson vs Delaware State 12/06/14
 3FG Made 5 (3x) last Venson vs Wake 1/8/15
 3FG Attempts . . . 10 (3x) last Venson vs BC 1/15/15
 3FG Percentage 5-7 Mason/ Venson
 4-5 Mason vs Boston College 01/15/15
 2-2 Randolph at Xavier 11/20/14
 FT Made 8 Randolph at Xavier 11/20/14
 FT Attempts 11 Imovbioh at Illinois 12/03/14
 FT Percentage 8-8 Randolph (2x) last vs SMC
 Rebounds 24 Imovbioh vs Ohio State 11/14/14
 Assists 7 Mason (2x) last vs BC 01/15/15
 Steals 5 (2x)
 Blocked Shots 3 (4x)
 Turnovers 6 Venson vs BC 01/15/15

OPPONENT INDIVIDUAL HIGHS

27 (2x) last Hamby vs Wake Forest 01/08/15
 12 Hamby vs Wake Forest 01/08/15
 27 Mitchell vs Ohio State 11/14/14
 7-9 Grant at Illinois 12/03/14
 6 Montgomery vs Auburn 11/23/14
 12 Mitchell vs Ohio State 11/14/14
 4-6 Simmons at Illinois 12/03/14
 7 Gaffney at Xavier 11/20/14
 9 Rasmussen vs Toledo 11/28/14
 7-8 Gaffney at Radford 11/20/14
 6-6 Zanoguera vs Toledo 11/28/14
 11 Pound at FIU 11/30/14
 10 Zanoguera vs Toledo 11/23/14
 4 (2x) last Fondren at Syracuse 01/11/15
 3 (3x)
 9 Heslip vs Howard 12/21/14


1
**MIKAYLA
VENSON**

 Guard • Freshman
5-7
Arlington, Va.
Yorktown High School

2
**JAE'LISA
ALLEN**

 Forward • Freshman
6-2
White Hall High School
Pine Bluff, Ark.


3
**SARAH BETH
BARNETTE**

 Forward • Senior
6-2
Lexington Christian Acad./
Univ. of Kentucky
Lexington, Ky.

10
**J'KYRA
BROWN**

 Guard • Sophomore
5-11
Rocky Mount High School
Rocky Mount, N.C.

12
**BREYANA
MASON**


 Guard • Sophomore
5-8
Forest Park High School
Woodbridge, Va.

13
**TIFFANY
SUAREZ**

 Guard • Sophomore
5-11
Our Lady of Lourdes
Miami, Fla.

15
**JARYN
GARNER**


 Guard • Junior
5-7
Germantown Academy
Sewell, N.J.


20
**FAITH
RANDOLPH**

 Guard • Junior
5-10
Our Lady of Good Counsel
Derwood, Md.

21
**LAUREN
MOSES**

 Forward • Freshman
6-2
Mount Holly, N.J.
Rancocas

23
**ALIYAH
HULAND EL**

 Guard • Freshman
6-1
Randolph High School
Randolph, N.J.

42
**SARAH
IMOVBIOH**

 Forward • Senior
6-2
St. Anne's-Belfield (Va.)
Abuja, Nigeria

44
**SYDNEY
UMERI**

 Forward • Sophomore
6-1
The Lovett School
Acworth, Ga.

**JOANNE
BOYLE**

 Head Coach
Fourth Season

**KIM
MCNEILL**

 Associate Head Coach
Fourth Season

**LA'KESHIA
FRETT MEREDITH**

 Assistant Coach
Second Season

**CORY
MCNEILL**

 Assistant Coach
Fourth Season

**SARAH
HOLSINGER**

 Asst. AD/Operations
Fourth Season