



# VIRGINIA

## 2014-15 VIRGINIA CAVALIER WOMEN'S BASKETBALL GAME NOTES

### 2014-15 Schedule/Results

Nov. 14	OHIO STATE	W, 87-82
Nov. 16	RADFORD	W, 75-47
Nov. 20	at Xavier	W, 71-62
Nov. 23	AUBURN	W, 66-51
Nov. 28	vs. Toledo%	L, 64-62
Nov. 30	vs. FIU	W, 74-61
Dec. 03	at Illinois	L, 86-63
Dec. 06	DELAWARE STATE	W, 100-62
Dec. 16	LONGWOOD	W, 91-49
Dec. 19	SAINT MARY'S	W, 62-49
Dec. 21	HOWARD	W, 74-53
Dec. 28	Drexel 71, Miami 54\$	
	DAVIDSON \$	L, 67-57
Dec. 29	Miami (OH) 59, Davidson 58\$	
	DREXEL \$	W, 72-66
Jan 04	at Virginia Tech*	W, 62-47
Jan. 08	WAKE FOREST*	W, 72-70
Jan. 11	at No. 21 Syracuse*	L, 70-58
Jan. 15	BOSTON COLLEGE*	W, 68-56
Jan. 18	at No. 4 Louisville* <sup>RSN</sup>	L, 67-55
Jan. 21	at RV Miami* <sup>ESPN3</sup>	L, 67-58
Jan. 25	GEORGIA TECH*	L, 68-62
Jan. 29	NC STATE*	W, 71-63
Feb. 1	at Clemson* <sup>ESPN3</sup>	W, 77-72
Feb. 5	at No. 4 Notre Dame* <sup>ESPN3</sup>	7 p.m.
Feb. 12	No. 17 DUKE*	7 p.m.
Feb. 15	No. 9 FLORIDA STATE* <sup>RSN</sup>	1 p.m.
Feb. 19	at Pittsburgh*	7 p.m.
Feb. 22	VIRGINIA TECH*	1 p.m.
Feb. 26	at North Carolina* <sup>RSN</sup>	7 p.m.
Mar. 1	LOUISVILLE* <sup>RSN</sup>	1 p.m.

\* ACC game

% Florida International Tournament (Miami, Florida)

\$ Cavalier Classic Tournament

[RSN] - Regional Sports Networks

[ESPN3] - streamed online on ESPN.go.com/watchespn

All Times Eastern

Rankings are Associated Press

### Game # 23 • Feb. 5, 2015 • 7 p.m.

Purcell Pavilion at the Joyce Center • Notre Dame, Ind.



Virginia Cavaliers (15-7, 5-4 ACC)

at

No. 4 Notre Dame Fighting Irish (21-2, 8-1 ACC)



Radio: WINA 1070-AM: Channing Poole, Chelsea Shine

TV: ESPN3 online streaming

The Virginia women's basketball team (15-7, 5-4 ACC) begins a stretch of three-straight games against ranked opponents when it plays at No. 4 Notre Dame (21-2, 8-1 ACC) on Thurs., Feb. 5 at 7 p.m.

The Cavaliers are coming off a 77-72 victory on Sunday (Feb. 1) at Clemson. In the first half, Virginia relied on its hot shooting, hitting on 62.1 percent (18-of-29) of its shots, including 9-of-14 (64.3 percent) from three-point range. The Cavaliers started the game making six of their first nine three-point attempts including freshman guard Mikayla Venson, who started the game 2-of-2 from three-point range. Venson, who set the school record in three-point efficiency in a game with a 6-of-6 performance against NC State, had made eight consecutive three-pointers before missing her first attempt in the second half. Freshman guard Aliyah Huland El (Randolph, N.J.) was also 2-of-2 from three-point range in the half.

In the second half, the Cavalier post players stepped up their game with senior center Sarah Imovbioh (Abuja, Nigeria) scoring 11 points with nine rebounds after halftime and freshman forward Lauren Moses (Mount Holly, N.J.) scoring seven points with seven rebounds. After getting just two offensive rebounds in the first half, the Virginia posts had nine in the second half. Both Moses and Imovbioh finished the game with double-doubles, the first time two Virginia players had them in the same game since Ataira Franklin and Whitney Edwards accomplished the feat at NC State in 2011. Moses ended the game with 10 rebounds and a career-high 15 points, giving her the first double-double of her career. Imovbioh finished with 15 points and 13 rebounds, her 10th double-double of the season.

This will be the second time this season Virginia has played a team ranked No. 4, falling 67-55 at then-No. 4 Louisville on Jan. 18.

### Projected Starting Lineup

G	1	Mikayla Venson	Fr.	11.5 ppg	2.0 rpg	55 assists
• Matched her season high with 22 points against NC State, going 6-of-6 from 3pt range						
G	12	Breyana Mason	So.	9.9 ppg	2.5 rpg	77 assists
• 13-of-22 from three-pt range in ACC games (ACC-best 59.1 percentage)						
G	20	Faith Randolph	Jr.	17.6 ppg	4.0 rpg	31 steals/46 assts
• Back-to-back-to-back 20-pt games vs Syracuse, BC and Louisville ; fifth in the ACC in ppg						
F	21	Lauren Moses	Fr.	5.7 ppg	6.5 rpg	29 blocks
• Had her first career double-double at Clemson with 15 points and 10 rebounds						
F	42	Sarah Imovbioh	Sr.	13.6 ppg	10.8 rpg	30 steals
• Leads the ACC in rebounding; 10th double-double of year at Clemson						



**SCOUTING NOTRE DAME**

- The Irish lead the ACC in scoring offense, averaging 85.1 points per game, scoring 24 more points per game than their opponents
- Notre Dame is shooting 50.2 percent as a team, the second-best shooting percentage in the nation
- Jewell Lloyd leads the ACC in scoring, averaging 21.3 points per game
- Brianna Turner leads the nation in shooting percentage, making 67.6 percent of her shots

**CAVALIERS VS FIGHTING IRISH**

- The Cavaliers are 2-1 all-time against the Irish with victories in 1981 and 1988 and 0-1 in ACC games
- Last season, the Irish held off an upset bid by the Cavaliers, with the second-ranked Irish winning 79-72 at JPJ
- Notre Dame led 43-36 at halftime and seemed poised to blow the game open with it opened the second half on an 8-2 run to go ahead 51-38. The Irish rebuilt their lead to 61-51, but an 11-4 run by Virginia pulled them within three. Three times the Irish scored to stretch their lead to five, and each time Virginia responded. Finally getting the margin down to 71-69 on Imovbioh's free throw with 3:49 remaining.
- Faith Randolph made 10 of 17 shots, scoring a then-career-high 23 points
- Natalie Achonwa scored a then-career-high 26 points and grabbed 16 rebounds, Kayla McBride added 23 points and five assists and Jewel Loyd scored 17.

**COUNTDOWN TO 1000**

- Two Virginia players have a chance of becoming the 30th and 31st members of the Virginia 1,000 point club this season
- Sarah Imovbioh comes into the game with 937 career points, making her 63 points shy of the milestone
- Faith Randolph has 905 career points, needing 95 points
- Imovbioh also has 697 career rebounds, 67 shy of moving into a tie for 10th place on the Virginia all-time rebounding list

**BACK TO BACK TO BACK BATTLES**

- In Virginia's last three games, there have been a combined 28 lead changes and 23 ties
- Against Georgia Tech, there were 15 ties and 12 lead changes with the Yellow Jackets overcoming a 10-point deficit
- Against NC State, there were six ties and nine lead changes with the Cavaliers overcoming an eight-point deficit
- In the Clemson game, there were seven lead changes and two ties

**THREE-POINT SHOOTING DEFENSE**

- Virginia's five opponents prior to the Clemson game were held to less than 25 percent shooting from three-point range and were a combined 15-of-84 (17.8 percent)
- In the Louisville game, the Cardinals went 0-of-9 from three-point range, the first time Virginia held an opponent scoreless from beyond the arc since Norfolk State went 0-of-9 in 2012.
- Miami was just 1-of-12 from three-point range in the first half and finished the game shooting 21.1 percent (4-of-19)
- Georgia Tech was 2-of-15 (13.3 percent) from three-point range, 1-of-7 in the first half and 1-of-8 in the second half
- NC State missed its first eight three-point attempts and finished the game 6-of-26 (23.1 percent)
- Clemson snapped the streak by shooting 38.1 percent (8-of-21)

**This Week in the ACC****Thursday, Feb. 5**

Virginia at Notre Dame  
North Carolina at Syracuse  
Duke at Wake Forest  
Pitt at NC State  
Clemson at BC  
Virginia Tech at Miami

**Sunday, Feb. 8**

North Carolina at Virginia Tech  
Notre Dame at Boston College  
Miami at Florida State  
Pitt at Louisville  
Syracuse at Georgia Tech  
Wake Forest at NC State  
Clemson at Duke

**Last Week in the ACC****Thursday, Jan. 27**

Virginia 71, NC State 63  
Duke 62, Pitt 45  
Wake Forest 64, Clemson 62  
Notre Dame 74, Virginia Tech 50  
Louisville 78, Syracuse 58

**Friday, Jan. 28**

Florida State 82, Georgia Tech 62

**Sunday, Feb. 1**

Virginia 77, Clemson 72  
Notre Dame 92, Wake Forest 63  
Pittsburgh 81, Miami 66  
North Carolina 72, BC 60  
Georgia Tech 79, Virginia Tech 71

**Monday, Feb. 2**

Duke 66, Louisville 58  
Florida State 62, Syracuse 52

## AP TOP 25

(Week 13 - Feb. 2)

1	South Carolina (26)	21-0	842
2	Connecticut (8)	20-1	824
3	Baylor	20-1	776
4	Notre Dame	21-2	748
5	Maryland	19-2	680
6	Tennessee	19-3	676
7	Oregon St	19-1	650
8	Louisville	19-2	629
9	Florida St	20-2	561
10	Arizona St	20-2	528
11	Kentucky	17-5	481
12	Stanford	16-5	437
13	North Carolina	18-4	408
14	Texas A&M	17-5	395
15	Duke	15-6	356
16	Iowa	17-4	303
17	Mississippi St	22-3	296
18	Princeton	19-0	288
19	Nebraska	17-4	265
20	Texas	15-5	201
21	Rutgers	16-5	168
22	Georgia	17-5	138
23	Chattanooga	19-3	92
24	George Washington	19-2	69
25	Syracuse	15-6	60

**Others receiving votes:** Seton Hall 57, Green Bay 49, South Florida 20, Oklahoma 10, Florida Gulf Coast 9, LSU 8, California 8, Dayton 4, James Madison 4, Minnesota 3, Middle Tennessee 3, Gonzaga 2, Fresno St 1, DePaul 1

**Dropped from rankings:** Oklahoma 24

## USA TODAY COACHES POLL

(Week 13 - Feb. 3)

1	South Carolina (26)	21-0	794
2	Connecticut (6)	20-1	774
3	Baylor	20-1	734
4	Notre Dame	21-2	702
5	Maryland	19-2	666
6	Tennessee	19-3	633
7	Oregon St	20-1	622
8	Florida St	21-2	552
9	Louisville	19-3	512
10	Arizona St	20-2	493
11	North Carolina	18-4	447
12	Kentucky	17-5	443
13	Texas A&M	17-5	389
14	Stanford	17-5	380
15	Duke	16-6	354
16	Texas	15-5	294
17	Iowa	17-4	289
18	Nebraska	17-4	273
19	Mississippi St	22-3	229
20	Princeton	19-0	185
21	Georgia	17-5	147
22	Rutgers	16-5	128
23	George Washington	19-2	98
24	Seton Hall	20-2	81
25	Syracuse	15-7	47

**Others receiving votes:** South Florida 33, James Madison 24, Oklahoma 21, DePaul 14, Washington 12, Iowa State 7, St. John's 7, Arkansas-Little Rock 6, Western Kentucky 6, Miami (FL) 5, LSU 4, Northwestern 4, Florida Gulf Coast 3, Gonzaga 2

**Dropped from rankings:**

## ON DECK

- Virginia has a bye this coming weekend before hosting No. 15 Duke on Thursday, Feb. 12 at 7 p.m.
- Virginia finishes a stretch of three-straight games against ranked opponents when they host No. 9 Florida State on Sunday, Feb. 15 at 1 p.m.

## ACC LEADERS (BASED ON NCAA MINIMUMS)

- Sarah Imovbioh continues to lead the league in rebounding at 10.8 per game. She has led the conference in this category all season long. She is 17th in the nation in rebounding
- Imovbioh has slipped to sixth in the country in offensive rebounds per game (4.9), but continues to pace the ACC
- Imovbioh ranks second in the ACC and seventh in the nation in field goal shooting percentage (58.9 percent)
- Mikayla Venson leads the ACC with a 40.5 three-point shooting percentage. Faith Randolph is sixth at 37.0 percent
- Faith Randolph is second in the ACC in free throw shooting percentage, making 89.2 percent of her shots. She ranks 14th in the nation.
- Randolph ranks fifth in the ACC in scoring, averaging 17.6 points per game
- Breyana Mason is fourth in the ACC with a 2.03 assist-to-turnover ratio
- In conference games this season, Mason is shooting a league-best 59.1 percent from three-point range. Venson is fourth at 43.9 percent
- The Cavaliers, as a team, lead the ACC in fewest turnovers per game (13.4)
- Virginia is second in three-point shooting percentage (36.4 percent)

## NON-STARTERS

- In the Louisville and Miami games, the Virginia "bench" scored a combined seven points, three at Louisville and four at Miami, going a combined 1-of-8 from the field
- The non-starters only had two field goal attempts at Miami, a layup from Sydney Umeri and a blocked jumper from Aliyah Huland El. Sarah Beth Barrette was fouled while attempting a three-pointer, scoring two points from the free throw line
- Against Georgia Tech, the non-starters contributed nine points with Aliyah Huland El scoring seven points, all in the first half. Sydney Umeri scored on a second-half layup

## RECORD-SETTING SINGLE-GAME PERFORMANCES

- Mikayla Venson's 6-for-6 three-point shooting performance against NC State was the best long-range shooting in program history, besting three players who have gone 5-of-5 from outside the arc in a game including Donna Holt (1988), Tammi Reiss (1990) and Kate Mooney (1997).
- Only one other player, Makenzi Morrison of BYU, has made more three-pointers in a game this season without a miss. Morrison went 7-of-7 against Pepperdine
- Venson was one trey shy of matching the program record for made-threes in a game with Mimi McKinney (1998), Kate Mooney (1998) and Monick Foote (1995) each having made seven threes in a game (on no fewer than 12 attempts)
- This was the second time this season a Cavalier rewrote a single-game record. Sarah Imovbioh set the school record for rebounds in a single game in the opener against Ohio State, grabbing 24 rebounds

**ALLSTATE WBCA GOOD WORKS TEAM NOMINEE**

- Sarah Beth Barnette is one of six ACC student-athletes that have been nominated for the 2015 Allstate WBCA Good Works Team
- This prestigious community service award recognizes a distinguished group of student-athletes who have demonstrated a commitment to enriching the lives of others and contributing to the greater good in their communities as well as exhibiting exceptional leadership skills and an unwavering commitment to volunteerism.
- A final roster of five Division I student-athletes will be announced in February

**HOT SHOOTING PERFORMANCES**

- Sarah Imovbioh was 9-of-11 (81.8 percent) from the field against Howard, topping her previous-best shooting, a 7-of-9 night against Auburn. She was also 7-of-9 in the final non-conference game against Drexel.
- Mikayla Venson was 6-of-8 from the field against Radford and 3-of-4 against Auburn. All four of her shots against Auburn were from beyond the arc.
- Venson was 5-of-7 from the field against FIU
- Breyana Mason was 4-of-6 (66.7 percent) shooting against Auburn
- Aliyah Huland El went 2-of-3 from 3-point range against FIU
- Sydney Umeri was 4-of-7 at Illinois and 3-of-4 against DSU
- Lauren Moses was 4-of-5 for 8 pts against Wake
- Breyana Mason was 7-of-9 against Georgia Tech with all nine attempts coming inside the 3 pt line
- Venson was 7-of-8 overall and 6-of-6 from three-point range against NC State

**DISHING IT OUT**

- Breyana Mason had seven assists against Delaware State
- Mason matched that mark with seven assists against Boston College (with one TO)
- Sarah Beth Barnette had a career-high five assists against Delaware State
- Ten out of Virginia's 11 players had at least one assist against Delaware State
- Faith Randolph had her second five-assist game of the season against NC State

**TURNOVERS**

- The Cavaliers forced 25 turnovers against FIU, scoring 31 points off the miscues. Virginia only turned the ball over seven times in the game.
- The Cavaliers forced 20 Radford turnovers while only committing five.
- Both Mikayla Venson and Sarah Imovbioh had five steals against FIU.
- Seven different players had at least one steal against Radford.
- Virginia leads the ACC in fewest turnovers per game

**ACC STANDINGS** (through games of 2/2/15)

1.	Notre Dame	8-1	21-2
	Florida St	8-1	21-2
3.	Louisville	7-2	19-3
	Duke	7-2	16-6
5.	North Carolina	5-3	18-4
	Miami (FL)	5-3	15-6
7.	Syracuse	5-4	15-7
	Virginia	5-4	15-7
9.	Pittsburgh	4-4	14-7
10.	Georgia Tech	4-5	14-9
11.	NC State	3-5	12-9
12.	Boston College	1-7	9-12
13.	Virginia Tech	1-8	10-12
	Wake Forest	1-8	10-13
	Clemson	1-8	9-13

**THREE-POINT SHOOTING**

- The Cavaliers were 7-of-10 from three-point range against Auburn, the first time Virginia had a 70 percent or better three-point efficiency since making 5-of-7 (71.4 percent) against UCSB in an NCAA Tournament game in 2008.
- The Cavaliers made 13 threes against Boston College, one shy of matching the school record
- Faith Randolph was 9-of-16 (56.3 percent) from three-point range through the first four games of the year
- Breyana Mason went 5-of-7 from three point range in the opener against Ohio State, but hadn't taken another three-point shot until going 0-for-1 against Toledo
- Mason went 4-of-5 against Boston College
- Mikayla Venson made five of her seven three-point attempts against Delaware State. Venson had another five-3 ptr game, making five of Virginia's 10 treys against Wake Forest, going 5-of-10 from long range
- The Cavaliers shot a season-best 73.3 percent (11-of-15) from three-point range, the third-highest team three-point shooting percentage in a game this season with only Stephen A. Austin's 83.3 percent (10-of-12) against Central Arkansas and Chattanooga's 75 percent (12-of-16) posting higher efficiencies while making at least 10 treys.
- The 11 makes from long range was the fourth time this season Virginia made 10 or more three-pointers in a game. Since 2008-09, Virginia has only had five games in which the squad has made at least 10 threes in a game. The Cavaliers went 6-of-7 from three-point range in the first half and made eight of their first nine attempts (88.9 percent).
- Venson went a school-record 6-of-6 from three against NC State
- The Cavaliers started the Clemson game making six of their first nine three-point shots. They finished the game 10-of-19 (52.6 percent)

**ACC LEGENDS**

- Former Audra Smith (1989-92) is a member of the 11th annual class of the ACC Women's Basketball Legends presented by New York Life
- The Cavaliers will face Smith this week as she is in her second season as the head coach of the Clemson Tigers
- During Smith's four-year playing career at Virginia (1989-92), the Cavaliers went 113-18, made three trips to the Final Four and won two ACC Championships. After graduating from Virginia with a degree in sociology in 1992, she worked in her hometown of Milledgeville, Georgia, before joining Debbie Ryan's staff in 1994, serving as an assistant coach. Smith served as the recruiting coordinator beginning in 2000, before leaving in 2004 to become the head coach at Alabama Birmingham. At UAB, Smith amassed a 57-39 record with her teams finishing with a winning record in each of her last four seasons there. On April 8, 2013, Smith was named the head coach at Clemson.

**CONTAINING CLEMSON COMEBACK BID**

- After a hot-shooting first half in which the team made nine three-pointers and shot 62.1 percent, the Cavaliers built up a 19-point lead, 53-34, with 17:41 left in the game. Virginia started the second half making just five of its first 21 field goal attempts (23.8 percent) while the Tigers chipped away at the lead. Clemson erased the last of the deficit and took a 68-67 on a three-pointer after having an initial shot blocked but kicking out the offensive rebound to Chelsea Lindsay on the perimeter with four minutes left in the game.
- Clemson went 0-of-6 from the field in the final three minutes while Virginia got a key putback from freshman forward Lauren Moses (Mount Holly, N.J.) with 1:47 left in the game. Virginia made six free throws in the final 2:30 to shore up the 77-72 victory.

**WIN OVER THE WOLFPACK**

- With Virginia trailing by five points with five minutes left in the game, Mikayla Venson scored eight-straight points, including hitting a pair of three-pointers, in a span of 2:18 to give Virginia a 63-60 lead. After NC State narrowed the gap back to one, 64-63, with 1:13 remaining, Venson kicked the ball out to Breyana Mason who hit UVA's 11th three-pointer with 52 seconds remaining. After a pair of UVA free throws increased the lead to 69-63, NC State's Jennifer Mathurin took a three-point shot that was blocked by Venson. Mason scooped up the rebound and was fouled, going to the line to convert two free throws with seven seconds remaining to give the Cavaliers a 71-63 victory.
- Venson matched her career high with 22 points, going 7-of-8 overall and 6-of-6 from three-point range. Her 6-of-6 performance was the best long-range shooting in program history, besting three players who have gone 5-of-5 from outside the arc in a game including Donna Holt (1988), Tammi Reiss (1990) and Kate Mooney (1997).
- The Cavaliers made eight of their first nine three-point attempts and finished the game making 11 of 15 (73.3 percent). The Wolfpack went 6-of-26 from three with Mathurin making four of the long-range goals.

**ROAD LOSS AT MIAMI**

- Virginia held a 27-25 advantage at halftime, but the Hurricanes out-scored the Cavaliers 42-31 in the second half
- Both teams shot less than 40 percent in the game with Miami going 25-of-64 (39.1 percent) while Virginia was 19-of-49 (38.8 percent) from the field.

**INSIDE VIRGINIA WOMEN'S BASKETBALL RADIO SHOW**

The Inside Virginia Women's Basketball Show, live from its new location at Buffalo Wild Wings in the Barracks Road Shopping Center, will return on Jan. 5. The radio program, hosted by Channing Poole and featuring head coach Joanne Boyle, players and other members of the Virginia women's basketball program, will air on WINA-1070 AM from 6-7 p.m. on the following days:

Monday, Jan. 5  
Monday, Jan. 12  
Monday, Jan. 19  
Monday, Jan. 26  
Tuesday, Feb. 3  
Monday, Feb. 9  
Tuesday, Feb. 17  
Monday, Feb. 23  
Monday, March 9

**NATIONAL GIRLS & WOMEN IN SPORTS DAY**

In addition to the halftime ceremony honoring this year's nominee, National Girls and Women in Sports Day will also feature a pre-game sports festival held in the men's basketball practice court at John Paul Jones Arena. The festival will include multiple sports stations for youth to visit, including basketball, field hockey, football, golf, lacrosse, soccer and volleyball. Youth completing all seven stations will receive a complimentary T-shirt. Admission to the festival, to take place from 12:30 to 1:45 p.m., is free with a game ticket.

Jan. 25 vs. Georgia Tech

**PLAY4KAY**

The annual "Pink Game" will feature the team decked out in pink gear. Wear pink to help raise Breast Cancer Awareness.

Feb. 15 vs. Florida State

### **LACK OF THREES AT LOUISVILLE**

- After coming within one of the program record when they hit 13 three-pointers in the victory over Boston College last Thursday (Jan. 15), the Cavaliers made just one at Louisville, shooting a season-low 9.1 percent from beyond the arc.
- The Cardinals went 0-of-9 from three-point range, the first time Virginia held an opponent scoreless from beyond the arc since Norfolk State went 0-of-9 in 2012.
- Faith Randolph scored 24 points with five rebounds and three assists against the Cardinals. Randolph, in her third-straight game scoring 23 or more points, made a career-best 11 field goals while taking 22 shots. It was the fourth time this season Randolph took 20 or more shots in a game.
- Sarah Imovbioh had back-to-back double-doubles against BC and Louisville, scoring 11 points with 15 rebounds against the Cardinals, the fourth time this season she had 15 or more rebounds in a game.

### **13-3'S VS BC**

- The Cavaliers hit 13 three-pointers, including going 10-of-16 from long range in the first half, while limiting the Eagles to just three long-range baskets. Virginia shot just 36.1 percent overall in the game (22-of-61), but made 50.0 percent of its three-point attempts (13-of-26).
- Virginia's 13 three-pointers was one make shy of tying the program record for made-threes in a game. It was the third time this season that UVa made 10 or more three-pointers in a game.
- The Cavaliers had 16 assists, including the seven by Mason, on 22 field goals.
- Faith Randolph had her second-straight 20-point game, scoring 23 points, including going 4-of-6 from three-point range, with six rebounds.
- Breyana Mason scored 12 points, going 4-of-5 from three-point range, with seven assists and two steals.
- Sarah Imovbioh had her eighth double-double of the season, with 11 rebounds while scoring all 10 of her points in the second half.

### **COLD SHOOTING AT 'CUSE**

- Virginia got off to a slow start in the first half, going making 10 of 39 shot attempts in the period including starting the game 1-of-12, while the Orange made eight three-pointers to take a 41-23 lead into halftime. The Cavaliers briefly cut the deficit to single digits with 12:30 remaining in the game, but Syracuse's timely three-pointers cut down Virginia's comeback attempts.
- Faith Randolph paced the Cavaliers at Syracuse with her sixth 20-point game of the year, scoring 24 points. Randolph made 10 field goals, scoring six of Virginia's 10 buckets in the first half, her second 10-basket performance of the season. Randolph also took 22 shots in the game, the third time this season she attempted 20 or more in a game.
- Lauren Moses matched her season high with 13 rebounds against Syracuse, grabbing 11 of those in the first half.

### **Blue Ribbon Panel ACC Preseason Poll**

1. Notre Dame (835 points, 38 1st Pl)
2. Duke (733, 1 1st Pl)
3. Louisville (724, 2 1st Place)
4. North Carolina (707)
5. Florida State (545)
6. Syracuse (536)
7. Georgia Tech (508)
8. Miami (421)
9. NC State (407)
- 10. Virginia (334)**
11. Wake Forest (295)
12. Virginia Tech (184)
13. Boston College (178)
14. Clemson (169)
15. Pittsburgh (144)

### **Blue Ribbon Panel Preseason All-ACC Team**

Elizabeth Williams, Sr., C/F, Duke  
Kaela Davis, So., G, Georgia Tech  
Sara Hammond, Sr., F, Louisville  
Allisha Gray, So., G, North Carolina  
Stephanie Mavunga, So, F, UNC  
Xylina McDaniel, Jr., F, North Carolina  
Lindsay Allen, So., G, Notre Dame  
Jewell Loyd, Jr., G, Notre Dame  
Brittney Sykes, Jr., G, Syracuse  
Dearica Hamby, Sr., F, Wake Forest

### **Blue Ribbon Panel Preseason ACC Player of the Year**

Jewell Loyd, Jr., G, Notre Dame

### **Blue Ribbon Panel ACC Newcomer Watch List**

Sierra Calhoun, Fr., G/F, Duke  
Rebecca Greenwell, R-Fr., G, Duke  
Shakayla Thomas, Fr., F, Florida State  
Mariya Moore, Fr., G, Louisville  
Brianna Turner, Fr., G, Notre Dame

**CAVALIERS COMEBACK VS WAKE**

- Virginia earned a 72-70 home victory over Wake after trailing by nine points with 7:27 left in the game
- Mikayla Venson scored 16 of her 21 points in the final 6:39 of the game
- Venson scored Virginia's final 10 points, including hitting a pair of free throws with 1.0 seconds remaining.
- Venson went 5-of-10 from three-point range
- Lauren Moses had a well-balanced game, scoring eight points on 4-of-5 shooting, with seven rebounds, two assists and two steals. Moses also had three blocked shots, including batting down a potential game-winning attempt by the Demon Deacons in the final 18 seconds of the game.

**CAVALIERS OPEN ACC PLAY**

- Virginia's 62-47 victory over Virginia Tech in the ACC opener was the first time since 2008-09 that the Cavaliers won the first conference game of the season.
- Virginia hadn't started the season 2-0 in conference play since 2007-08
- The victory over the Hokies was the 17th-consecutive win in the series for the Cavaliers.
- The Cavaliers hit eight three-pointers, including making five in the first half.
- Breyana Mason was one of three Cavaliers to finish the game scoring in double digits, putting up 16 points, including making a pair of 3 ptrs.
- Mikayla Venson scored 13 points, going 5-of-11 from the field overall and 3-of-7 from three-point range.
- Sarah Imovbioh had 11 rebounds while also scoring nine points.
- Virginia Tech's Rachel Camp scored 23 points, including making one of VT's three three-pointers.

**ACTING HEAD COACH**

- Associate head coach Kim McNeill served as the acting head coach for three games (Longwood, Saint Mary's, Howard), while Joanne Boyle was finalizing an adoption. McNeill went 3-0 in those games. The wins will still be reflected in Boyle's career record.

**CAVALIER CLASSIC TOURNAMENT**

- For the first time, the Cavalier Classic, which dates back to 1976, had pre-determined match-ups as opposed to a true "classic" format.
- All four teams finished with 1-1 records.
- Virginia fell 67-57 against Davidson, bouncing back with a 72-66 victory over Drexel
- Sarah Imovbioh and Faith Randolph were named to the six-player All-Tournament team
- Imovbioh scored 40 pts with 28 rebs, four assts and five steals
- Randolph scored 27 pts with four rebs, 3 assts and 2 steals
- The Cavaliers had their worst-shooting game of the year, going 31.3 percent from the field against Davidson. Imovbioh went 9-of-11 from the field, with the rest of the team combining to go 12-of-51 (23.5 percent)
- Virginia had four players finish in double-digits against the Dragons. The Cavaliers made their last 14 free throws in the game, including going 6-of-6 from the line in the final 32 seconds.

**NATIONAL GIRLS & WOMEN IN SPORTS DAY**

Meghan O'Leary, a former two-sport student-athlete and Jefferson Scholar at Virginia and current member of the USRowing Board of Directors, will be honored on National Girls and Women in Sports Day when the Cavalier women's basketball team hosts Georgia Tech on Sunday, Jan. 25 at 2 p.m. at John Paul Jones Arena.

National Girls and Women in Sports Day brings national attention to the achievements of female athletes and to issues facing girls and women in sport. The event is co-sponsored by the University of Virginia Athletics Department and the University of Virginia Women's Center.

The theme of this year's event is "Bold in the Pursuit of Excellence."

O'Leary was a two-sport student athlete at Virginia playing volleyball for two seasons (2003-04) and softball for four years (2005-08), including being named the softball team captain in 2008. She was a Jefferson Scholar and a five-time member of the Atlantic Coast Conference Academic Honor Roll. Following graduation, O'Leary was a full-time staff member in production and programming for ESPN.

In 2010, O'Leary's career took a dramatic turn after picking up an oar for the first time and discovering she had a love for rowing. By 2011, she joined the USRowing National Training Center in Princeton, N.J., and since has earned a spot on two U.S. Senior National Teams (2013-14) and is an Olympic hopeful for 2016. O'Leary has represented America at the last two World Rowing Championships in the women's double sculls and in 2014 was named the Female Athlete Representative on the USRowing Board of Directors.

O'Leary will be the featured guest at a pre-game reception and she will be honored on the court at halftime of the Virginia-Georgia Tech women's basketball game.

National Girls and Women in Sports Day will also feature a pregame sports festival held in the men's basketball practice court at John Paul Jones Arena. The festival will include seven sports stations for youth to visit, including basketball, field hockey, football, golf, lacrosse, soccer, and volleyball. The festival will take place from 12:30-1:45 p.m. Youth completing all seven stations will receive a complimentary t-shirt. Admission to the festival is free with a game ticket. There will also be activities for youth set-up in the main lobby of the arena starting at 12:30 p.m., including a photo booth, a sign-making station, face painting, a balloon artist, and inflatable games.

Recent honorees at Virginia's National Girls and Women in Sports Day celebration include two-time volleyball MVP and philanthropist Amy (Mitchell) Griffin, Olympic-gold-medal swimmer Lauren Perdue, Paige Selenski and Michelle Vittese (members of the Cavalier field hockey team and gold-medal winners at the 2011 Pan Am games with USA Field Hockey), Natalie Randolph (former UVa track standout and varsity football coach at Calvin Coolidge High School in Washington, D.C.) and Lindsay Shoop (former UVa rower and Olympic gold medalist).



**100-POINT GAME**

- Virginia defeated Delaware State, 100-62, before finals break
- After Delaware State tied the game, 11-11, on a pair of free throws seven minutes into the game, Virginia went on a 30-4 run, including a span in which UVA scored 18-straight points.
- The Cavaliers went into halftime with a 55-25 lead with three players already with double-digit points. Virginia outscored Delaware State, 45-37, in the second half.
- Freshman forward Jae'Lisa Allen scored a lay-up with 17 seconds remaining in the game, the first points of her career, to give UVA its first 100-point game since the Cavaliers scored 110 points in a Nov. 18, 2009 game against USC Upstate.
- Virginia had five players finish the game scoring in double figures. Mikayla Venson had the first 20-point performance of her career, finishing with 22 points, going 8-of-10 from the field, including 5-of-7 from three-point range.
- Breyana Mason scored 16 points while also dishing seven assists with three rebounds and three steals.
- Sarah Beth Barnette had a career-high 11 rebounds to lead the team while also scoring nine points with five assists a block and a steal.

**LAST ROAD GAME OF 2014**

- The Illinois game was Virginia's last road contest of the calendar year. The Cavaliers will not hit the road again until kicking off ACC play at Virginia Tech on Jan. 4, 2015 and will not leave the Commonwealth until playing at Syracuse on Jan. 11.

**ACC/BIG TEN CHALLENGE**

- The Cavaliers now have a 5-3 record all-time in the Challenge after falling 86-63 at Illinois.
- For only the second time in ACC/Big Ten Challenge history, the challenge ended in a tie with each conference winning seven games
- The ACC moves to 6-0-2 all-time in the Challenge with a 54-39 record against the Big Ten in Challenge games.
- Virginia started the game in a 13-0 deficit after going 0-for-8 from the field while also committing five turnovers before making their first field goal 8:12 into the contest.
- The Illini, who led 38-22 at the break, started the second half on a 21-5 run to put the game out of reach.
- Junior guard Faith Randolph (Derwood, Md.) led the Cavaliers with 16 points. Freshman forward Lauren Moses (Mount Holly, N.J.) had a season-high 13 rebounds, scoring five points with two blocked shots.
- The Illini shot 50.0 percent, including making 17 of 28 shots (60.7 percent) in the second half. Virginia shot 37.5 percent in the game. The Cavaliers held a 42-29 rebounding edge. UVA committed 18 turnovers while the Illini turned the ball over 11 times.

**FIU THANKSGIVING CLASSIC TOURNAMENT**

- Faith Randolph was named to the All-Tournament team, scoring 21 points against Toledo and 16 against FIU
- The Cavaliers suffered their first defeat of the season, falling 64-62 in their opening-round game against Toledo. Virginia held a 10-point lead, 51-41, with 11 minutes remaining in the game, but Florida International chipped away at the deficit, coming back to tie and then take a 56-55 lead with 3:22 remaining. The final minute of play included three lead changes beginning with Toledo taking a 61-60 lead with 32 seconds remaining after Virginia committed an offensive foul. Mikayla Venson swung the score back in UVA's favor, pulling up for a free-throw-line jump shot with 13 seconds remaining. Zanoquera hit a three-pointer with five seconds left in the game to give the Rockets a 64-62 lead. Venson fired off a three-point attempt as the buzzer sounded, but it clanged off the rim.
- In the consolation final, Virginia earned a 74-61 victory over FIU.
- Virginia, which led the entire game, forced 25 FIU turnovers, scoring 31 points off the miscues.
- Virginia had four players finish the game with double-digit points, led by Sarah Imovbioh who logged her fourth double-double of the season with 16 points and 10 rebounds while also matching a career high with five steals.
- Virginia went 7-of-7 from the field to start the game and 5-of-5 to start the second half.

**RAINING THREES VS AUBURN**

- Virginia won its fourth-straight game, 66-51
- The Cavaliers broke open a five-point game by going on a 19-3 run early in the second half, making 10 of their first 13 field goal attempts in the period while Auburn went 3-of-14 in the same span. The Tigers also committed five turnovers during that same span.
- Virginia's hot-shooting second-half performance propelled the Cavaliers to a 20-point advantage with 9:16 remaining in the second half. Virginia held a 21-point lead heading into the final two minutes of play, but Auburn capitalized on four late UVA turnovers to go on a 6-0 run to close out the game.
- The Cavaliers shot 70.0 percent from three-point range, making seven of 10 while Auburn was 8-of-20 for 40.0 percent. It was the first time Virginia had a 70 percent or better three-point efficiency since making 5-of-7 (71.4 percent) against UCSB in an NCAA Tournament game in 2008.
- Sarah Imovbioh had her third double-double of the season, reaching double figures in points and rebounds by halftime and finishing with 21 points and 13 rebounds. Faith Randolph scored 18 points on 6-of-13 shooting, including going 3-of-4 from three-point range. Mikayla Venson scored 10 points.

**ACC PLAYER OF THE WEEK (NOV. 17)**

- Virginia senior center Sarah Imovbioh has been named the Atlantic Coast Conference Women's Basketball Player of the Week
- Imovbioh set the Virginia single-game rebounding record with 24 boards against Ohio State, and accounted for almost half of Virginia's 51 total rebounds in the game.
- Against Radford, Imovbioh only played 20 minutes, but still nearly had another double-double with 14 points and 9 boards.
- Imovbioh averaged 16 points and 16.5 rebounds in UVa's two wins.
- Imovbioh is the first Cavalier to earn this honor since Chelsea Shine was named the ACC Player of the Week on Nov. 21, 2011 after Virginia upset No. 3 Tennessee, 69-64, in overtime.

**ROAD WIN AT XAVIER**

- Virginia led nearly the entire game, taking a 37-25 lead into halftime.
- Xavier made just one three pointer on 11 attempts in the first half, but went 7-of-14 after the break, including Jada Byrd hitting a three-pointer as time expired, to cut the final deficit to single digits.
- The Cavaliers were 3-of-7 from three-point range and 10-of-12 from the free throw line, shooting 46.8 percent overall from the field. Virginia outrebounded Xavier, 44-33, with UVa scoring 17 second-chance points.
- Faith Randolph scored 26 points, matching her career high. Randolph went 8-of-8 from the free throw line, helping her to her second 25-point game of the season.
- Sarah Imovbioh finished with 18 points and 13 rebounds.
- Breyana Mason (6) and Mikayla Venson (5) accounted for 11 of Virginia's 14 assists.

**ROUTING RADFORD**

- Virginia closed out the opening homestand with a 75-47 victory over Radford.
- UVa had four players end the game in double-figures. Mikayla Venson (12 points on 6-of-8 shooting), Sarah Imovbioh (14 points with nine rebounds in 20 minutes on the court), Breyana Mason (11 points, five assists.) And Faith Randolph (11).
- Virginia never trailed in the game, holding a 31-21 advantage at halftime and outscored the Highlanders 44-26 after the break.
- Virginia forced 20 turnovers, with seven different Cavaliers getting at least one steal, scoring 21 points off the miscues. Radford outrebounded Virginia 43-38, scoring 23 second-chance points to Virginia's 13.

**OHIO STATE OPENER**

- Virginia topped Ohio State, 87-82 in the season-opener
- Sarah Imovbioh pulled in a school-record 24 rebounds while also scoring 18 points for her 16th career double-double.
- The game, which featured 18 lead changes and six ties, was knotted 79-79 with a minute remaining. Randolph drove through the Ohio State zone, converting a lay-up with 51 seconds left on the clock to give UVa an 81-79 advantage. After Ohio State missed a three-pointer on the opposite end, Lauren Moses came up with the rebound, her seventh of the game. The Cavaliers went 6-for-6 from the free throw line in the final 36 seconds of the game to secure the season-opening victory.
- Breyana Mason scored a career-high 22 points, going 8-of-11 from the field including making five of seven three-point attempts, with six assists.
- Faith Randolph led the Cavaliers with a 25-point performance.
- Virginia has won nine of its last ten season-openers and has never lost a home opener at John Paul Jones Arena, winning its first home game in each of the last 15 seasons.

**2015-16 RECRUITING CLASS**

- The Cavaliers signed three post players (two forwards and a center) to join the team in 2015-16
- Debra Ferguson, a 6-4 center from Madison Heights, Va., has averaged 10.7 points, 8.0 rebounds and 2.3 blocks per game.
- Ferguson, whose Amherst County High is located an hour south of Charlottesville, is a two-time Second-Team All-Seminole District honoree and also named First-Team All-Conference 23 last season.
- Moné Jones, a 6-3 forward from Durham, N.C., averaged 10 points, eight rebounds, six blocks and 1.5 assists per game last season, helping to lead Riverside High to the state tournament's elite eight.
- Jones is ESPN-W's No. 61 overall recruit and ranked No. 11 at her position.
- Jones earned PAC 6 All-Conference honors in 2012, 2013, and 2014 in both basketball and volleyball.
- Jones participated in the 2014 USA Basketball Women's U18 National Team Trials last May.
- Shakyna Payne, a 6-3 forward from Acworth, Ga. (the same hometown as sophomore forward Sydney Umeri), averaged 12.6 points, 10.7 rebounds and 1.2 blocks per game last season

**FUTURE HOO NEWS**

- Moné Jones, a 6-3 senior forward at Riverside High in Durham, N.C. who has signed an NLI to join the Cavaliers next season, was a nominee for the McDonald's All-American game
- Jones is averaging 15.8 points, 8.5 rebounds, 2.3 assists and 1.4 blocks per game for the Pirates

## 2014-15 VIRGINIA WOMEN'S BASKETBALL

### NUMERICAL

NO.	NAME	POS.	HT.	CLASS	HOMETOWN / PREVIOUS SCHOOL
1	Mikayla Venson	Guard	5-7	FR	Arlington, Va./Yorktown
2	Jae'Lisa Allen	Forward	6-2	FR	Pine Bluff, Ark./White Hall
3	Sarah Beth Barnette	Forward	6-2	SR	Lexington, Ky./Lexington Christian Academy
10	J'Kyra Brown*	Guard	5-11	SO	Rocky Mount, N.C./Rocky Mount
12	Breyana Mason	Guard	5-8	SO	Woodbridge, Va./Forest Park
13	Tiffany Suarez	Guard	5-11	SO	Miami, Fla./Our Lady of Lourdes
15	Jaryn Garner	Guard	5-7	JR	Sewell, N.J./Germantown Academy (Pa.)
20	Faith Randolph	Guard	5-10	JR	Derwood, Md./Our Lady of Good Counsel
21	Lauren Moses	Forward	6-2	FR	Mount Holly, N.J./Rancocas
23	Aliyah Huland El	Guard	6-1	FR	Randolph, N.J./Randolph
42	Sarah Imovbioh	Center	6-2	SR	Abuja, Nigeria/St. Anne's-Belfield (Va.)
44	Sydney Umeri	Forward	6-1	SO	Acworth, Ga./The Lovett School

### ALPHABETICAL

NO.	NAME	POS.	HT.	CLASS	HOMETOWN / PREVIOUS SCHOOL
2	Jae'Lisa Allen	Forward	6-2	FR	Pine Bluff, Ark./White Hall
3	Sarah Beth Barnette	Forward	6-2	SR	Lexington, Ky./Lexington Christian Academy
10	J'Kyra Brown*	Guard	5-11	SO	Rocky Mount, N.C./Rocky Mount
15	Jaryn Garner	Guard	5-7	JR	Sewell, N.J./Germantown Academy (Pa.)
23	Aliyah Huland El	Guard	6-1	FR	Randolph, N.J./Randolph
42	Sarah Imovbioh	Center	6-2	SR	Abuja, Nigeria/St. Anne's-Belfield (Va.)
12	Breyana Mason	Guard	5-8	SO	Woodbridge, Va./Forest Park
21	Lauren Moses	Forward	6-2	FR	Mount Holly, N.J./Rancocas
20	Faith Randolph	Guard	5-10	JR	Derwood, Md./Our Lady of Good Counsel
13	Tiffany Suarez	Guard	5-11	SO	Miami, Fla./Our Lady of Lourdes
44	Sydney Umeri	Forward	6-1	SO	Acworth, Ga./The Lovett School
1	Mikayla Venson	Guard	5-7	FR	Arlington, Va./Yorktown

\*will sit out the 2014-15 season

### PRONUNCIATION GUIDE

Jae'Lisa Allen	JUH-lisa
J'Kyra Brown	Juh-KYE-rah
Aliyah Huland El	uh-LEE-uh HOO-land ELLE
Sarah Imovbioh	lh-MOE-bee-OH
Sydney Umeri	OO-merry
La'Keshia Frett Meredith	Luh-KEY-shah

# JAE'LISA ALLEN #2

Freshman • Forward • 6-2 • Pine Bluff, Ark. • White Hall



## 2014-15

- Made her collegiate debut against Radford (11/16), playing the final four minutes of the game
- Scored her first collegiate points in the final 30 seconds of the Delaware State game, giving the Cavaliers the basket that pushed them to the century mark

## HIGH SCHOOL

- 2011-14 All-Conference
- 2014 All-State
- 2014 Full Court Award
- 2012 and 2013 All-Tournament honoree at the Music City Madness tournament
- 2014 McDonald's All-America nominee

## PERSONAL

- Mother is Lisa Ruth
- Has volunteered her time with Toys for Tots, Special Olympics and the Salvation Army Bell-Ringing Campaign
- Enjoys singing and drawing
- Undeclared major

## 2014-15 GAME-BY-GAME:

Opponent	GS	FG-FGA	3FG-3FGA	FT-FTA	Off-Def	Total Reb	PF	Points	A	TO	Blk	Stl	Min
OHIO STATE		DNP											
RADFORD		0-1	0-0	0-0	0-0	0	0	0	0	0	0	0	4
at Xavier		DNP											
AUBURN		DNP											
vs Toledo		DNP											
at FIU		DNP											
at Illinois		DNP											
DELAWARE ST		1-2	0-0	0-0	0-1	1	2	2	0	0	0	0	6
LONGWOOD		0-0	0-0	0-0	0-1	1	1	0	0	0	0	0	3
SAINT MARYS		DNP											
HOWARD		DNP											
DAVIDSON		DNP											
DREXEL		DNP											
at Virginia Tech		DNP											
WAKE FOREST		DNP											
at Syracuse		DNP											
BC		DNP											
at Louisville		DNP											
at Miami		DNP											
GEORGIA TECH		DNP											
NC STATE		DNP											
at Clemson		DNP											

## SINGLE GAME BESTS

### POINTS

Season: 2

Career:

### REBOUNDS

Season: 1

Career:

### FG MADE

Season: 1

Career:

### FG ATTEMPTS

Season:

Career:

### 3 PT FG MADE

Season:

Career:

### 3 PT FG ATTEMPTS

Season:

Career:

### FT MADE

Season:

Career:

### FT ATTEMPTS

Season:

Career:

### ASSISTS

Season:

Career:

### BLOCKS

Season:

Career:

### STEALS

Season:

Career:

## VIRGINIA CAREER STATISTICS

Year	G-GS	Min/Avg	FG-FGA	Pct.	3FG-A	Pct.	FT-FTA	Pct.	O-D	T	Avg.	Pf-DQ	Ast	TO	Blk	St	Pts	Avg
2014-15	3-0	13/4.3	1-3	.333	0-0	.000	0-0	.000	0-2	2	0.7	3-0	0	0	0	0	2	0.7

# SARAH BETH BARNETTE #3

Senior • Forward • 6-2 • Lexington, KY • Lexington Christian Academy



## 2014-15 SEASON

- Nominee for the Allstate WBCA Good Works Team
- Pulled in six rebounds against Auburn
- Had a team-high 11 rebounds against Delaware State, narrowly missing a double-double with 9 pts while also adding five assists and blocking a shot in 17 mins.
- Scored five points with two rebounds and a steal in 11 minutes against Davidson
- Went 2-of-3 from three-point range against BC, scoring eight points with two assists and two blocked shots

## 2013-14 SEASON

- Appeared in 23 games, averaging 7.7 minutes per game
- Pulled in a career-high seven rebounds against High Point
- Scored six points with two rebounds, an assist and a steal in 11 minutes against UMES

## AT A GLANCE

- Sat out the 2011-12 season due to NCAA transfer rules
- Played one season at Kentucky, appearing in 29 games and averaging 1.7 points and 1.6 rebounds per game
- 2010 Kentucky Miss Basketball and Gatorade Kentucky Player of the Year

## 2014-15 GAME-BY-GAME:

Opponent	GS	FG-FGA	3FG-3FGA	FT-FTA	Off-Def	Total Reb	PF	Points	A	TO	Blk	Stl	Min
OHIO STATE	0-3	0-3	0-0	1-1	2	1	0	1	0	0	0	0	11
RADFORD	1-2	1-1	0-0	2-2	4	1	3	0	0	0	0	0	17
at Xavier	0-0	0-0	0-0	0-1	1	1	0	0	1	0	0	0	3
AUBURN	1-2	1-1	0-1	0-6	6	2	3	2	2	0	0	0	17
vs Toledo	0-1	0-1	0-0	0-1	1	1	0	0	0	0	0	0	2
at FIU	0-2	0-2	0-0	0-0	0	2	0	0	0	1	0	0	7
at Illinois	0-0	0-0	0-0	0-0	0	0	0	0	0	0	0	0	3
DELAWARE ST	4-5	0-1	1-2	4-7	11	0	9	5	0	1	1	1	17
LONGWOOD	1-3	0-1	0-0	3-2	5	1	2	1	0	0	0	1	17
SAINT MARYS	0-0	0-0	0-0	3-1	4	3	0	0	0	0	0	0	12
HOWARD	1-2	1-2	0-0	0-1	1	1	3	0	3	0	0	0	10
DAVIDSON	2-2	1-1	0-0	1-1	2	3	5	0	0	0	1	1	11
DREXEL	2-3	1-2	1-2	1-1	2	3	6	2	1	0	0	0	16
at Virginia Tech	0-0	0-0	0-0	0-2	2	2	0	1	0	1	0	0	4
WAKE FOREST	0-2	0-2	0-0	1-0	1	0	0	0	0	0	0	0	6
at Syracuse	0-0	0-0	0-0	0-0	0	1	0	0	0	0	0	0	5
BC	3-5	2-3	0-0	0-1	1	3	8	2	1	2	0	0	15
at Louisville	0-0	0-0	0-0	0-1	1	1	0	0	1	1	1	1	5
at Miami	0-1	0-1	2-3	0-0	0	1	2	0	0	0	0	0	3
GEORGIA TECH	0-0	0-0	0-0	0-2	2	1	0	0	1	0	0	0	7
NC STATE	1-3	0-1	0-0	0-0	0	0	2	0	0	0	0	1	14
at Clemson	2-6	2-4	0-0	1-1	2	0	6	0	1	0	0	0	9

## SINGLE GAME BESTS

### POINTS

Season: 9 vs Delaware State (12/06/14)  
Career: 10 vs JMU (11/19/12)

### REBOUNDS

Season: 11 vs Delaware State (12/06/14)  
Career: 11 vs Delaware State (12/06/14)

### FG MADE

Season: 4 vs Delaware State (12/06/14)  
Career: 5 vs JMU (11/19/12)

### FG ATTEMPTS

Season: 6 at Clemson (2/1/15)  
Career: 7 (2x) last vs Providence (11/18/12)

### 3 PT FG MADE

Season: 2 (2x) last at Clemson (2/01/15)  
Career: 2 at Clemson (2/01/15)

### 3 PT FG ATTEMPTS

Season: 4 at Clemson (2/01/15)  
Career: 5 at Clemson (2/21/13)

### FT MADE

Season: 2 at Miami (1/21/15)  
Career: 2 at Miami (1/21/15)

### FT ATTEMPTS

Season: 3 at Miami (1/21/15)  
Career: 3 at Miami (1/21/15)

### ASSISTS

Season: 5 vs Delaware State (12/06/14)  
Career: 5 vs Delaware State (12/06/14)

### BLOCKS

Season: 2 vs BC (1/15/15)  
Career: 2 vs BC (1/15/15)

### STEALS

Season: 1  
Career: 2 vs Wake Forest (02/25/13)

## VIRGINIA CAREER STATISTICS

Year	G-GS	Min/Avg	FG-FGA	Pct.	3FG-A	Pct.	FT-FTA	Pct.	O-D	T	Avg.	Pf-DQ	Ast	TO	Blk	St	Pts	Avg
2012-13	21-0	179/8.5	17-45	.378	5-21	.238	2-2	1.000	12-17	29	1.4	21-0	8	11	4	6	41	2.0
2013-14	23-0	178/7.7	15-40	.375	3-15	.200	4-9	.444	9-31	40	1.7	30-0	6	8	1	2	37	1.6
2014-15	22-0	211/9.6	18-42	.429	9-26	.346	4-8	.500	18-33	51	2.3	30-0	14	11	6	5	49	2.2
TOTAL	66-0	568/8.6	50-127	.394	17-62	.274	10-19	.526	39-81	120	1.8	81-0	28	30	11	13	127	1.9

# J'KYRA BROWN

# #10



Sophomore • Guard • 5-11 • Rocky Mount, N.C. • Rocky Mount

## 2014-15

- Will sit out the season under NCAA rules after transferring from East Carolina

## 2013-14 AT EAST CAROLINA

- Averaged 5.9 points per game while twice earning Conference USA Freshman of the Week honors
- Scored a season-high 29 points against Louisiana Tech, going 11-of-14 from the field and 6-of-8 from three-point range against the Lady Techsters

## HIGH SCHOOL

- Finished her junior year as the leader in scoring (23.3 points per game), three-point field goals, free throws, and assists (3.2 assists per game), totalling a team-high 676 points
- Averaged 14.8 points per game as a sophomore, finishing the year with 430 points, while averaging 5.3 rebounds per game, 3.1 assists per game, 2.4 steals per game and 1.0 blocks per game
- Two-time All-State honoree
- Big East Conference (HS) Player of the Year as both a sophomore and a junior.
- Two-time Rocky Mount Telegram All-Area Player of the Year (2011, 2012)

## PERSONAL

- Daughter of James and Jacqueline Brown
- Has two older siblings, James III and Jacquestavius
- Undeclared major

## 2014-15 GAME-BY-GAME:

Opponent	GS	FG-FGA	3FG-3FGA	FT-FTA	Off-Def	Total Reb	PF	Points	A	TO	Blk	Stl	Min
Will Not Play													

## SINGLE GAME BESTS

### POINTS

Season: \_\_\_\_\_

Career: \_\_\_\_\_

### REBOUNDS

Season: \_\_\_\_\_

Career: \_\_\_\_\_

### FG MADE

Season: \_\_\_\_\_

Career: \_\_\_\_\_

### FG ATTEMPTS

Season: \_\_\_\_\_

Career: \_\_\_\_\_

### 3 PT FG MADE

Season: \_\_\_\_\_

Career: \_\_\_\_\_

### 3 PT FG ATTEMPTS

Season: \_\_\_\_\_

Career: \_\_\_\_\_

### FT MADE

Season: \_\_\_\_\_

Career: \_\_\_\_\_

### FT ATTEMPTS

Season: \_\_\_\_\_

Career: \_\_\_\_\_

### ASSISTS

Season: \_\_\_\_\_

Career: \_\_\_\_\_

### BLOCKS

Season: \_\_\_\_\_

Career: \_\_\_\_\_

### STEALS

Season: \_\_\_\_\_

Career: \_\_\_\_\_

## VIRGINIA CAREER STATISTICS

Year	G-GS	Min/Avg	FG-FGA	Pct.	3FG-A	Pct.	FT-FTA	Pct.	O-D	T	Avg.	Pf-DQ	Ast	TO	Blk	St	Pts	Avg
------	------	---------	--------	------	-------	------	--------	------	-----	---	------	-------	-----	----	-----	----	-----	-----

# ALIYAH HULAND EL #23

Freshman • Guard • 6-1 • Randolph, N.J. • Randolph High



## 2014-15 SEASON

- Made her collegiate debut against Ohio State, scoring five points with an assist and two blocked shots in 13 minutes
- Went 2-of-3 from three-point range, scoring 8 pts against FIU
- Had back-to-back double-digit scoring games against DSU (10) and Longwood (11)

## HIGH SCHOOL

- Morris County's all-time leading scorer with 2,286 points and a 21.2 ppg average at Randolph High
- Also holds Randolph High career records for rebounds (900), assists (450) and blocks (225)
- In her senior season, led the state in scoring with 810 points
- Was also a three-time MVP for the track team, holding the school record in the triple jump (38' 11/4")
- Played volleyball her freshman through junior seasons, breaking the school record for career kills with 542

## PERSONAL

- Parents are Leslie-Ann Huland El and Rahim Huland El
- Father, Rahim, played college basketball at Vermont

## 2014-15 GAME-BY-GAME:

Opponent	GS	FG-FGA	3FG-3FGA	FT-FTA	Off-Def	Total Reb	PF	Points	A	TO	Blk	Stl	Min
OHIO STATE	2-7	1-3	0-0	0-1	1	4	5	1	2	2	0	13	
RADFORD	2-11	0-7	3-5	1-4	5	4	7	1	0	0	1	19	
at Xavier	2-4	0-2	0-0	0-2	2	0	4	0	2	0	2	10	
AUBURN	1-7	0-1	0-0	1-1	2	2	2	1	3	1	1	22	
at Toledo	1-4	1-4	0-0	1-1	2	0	3	0	1	0	0	15	
at FIU	3-6	2-3	0-0	1-2	3	2	8	1	1	0	1	19	
at Illinois	1-5	0-2	1-2	2-1	3	3	3	0	2	0	1	15	
DELAWARE ST	5-12	0-5	0-0	2-1	3	0	10	2	0	1	0	21	
LONGWOOD	5-9	1-3	0-1	0-2	2	1	11	4	0	2	4	21	
SAINT MARYS	2-9	1-5	0-0	0-0	0	2	5	1	1	0	1	16	
HOWARD	0-3	0-2	2-2	0-0	0	1	2	0	5	0	3	16	
DAVIDSON	2-7	1-4	2-2	0-1	1	0	7	1	0	1	2	19	
DREXEL	1-4	0-3	2-2	0-2	2	2	4	4	2	0	0	15	
at Virginia Tech	4-9	2-4	0-0	1-1	2	3	10	1	1	0	0	20	
WAKE FOREST	4-11	2-7	2-2	2-1	3	3	12	1	1	0	1	24	
at Syracuse	3-8	1-4	0-0	1-1	2	2	7	3	3	1	2	27	
BC	0-3	0-2	0-1	0-2	2	3	0	0	2	1	0	12	
at Louisville	0-1	0-0	1-2	0-0	0	2	1	0	0	0	0	5	
at Miami	0-1	0-0	0-0	0-1	1	2	0	0	1	0	0	7	
GEORGIA TECH	3-8	1-3	0-0	0-1	1	1	7	1	2	0	0	18	
NC STATE	1-4	1-2	2-2	0-1	1	0	5	0	3	1	0	17	
at Clemson	2-3	2-2	0-0	0-1	1	2	6	0	0	0	0	15	

## SINGLE GAME BESTS

### POINTS

Season: 12 vs Wake Forest (01/08/15)

Career:

### REBOUNDS

Season: 5 vs Radford (11/16/14)

Career:

### FG MADE

Season: 5 (2x)

Career:

### FG ATTEMPTS

Season: 12 vs Delaware St (12/06/14)

Career:

### 3 PT FG MADE

Season: 2

Career:

### 3 PT FG ATTEMPTS

Season: 7 vs Radford (11/16/14)

Career:

### FT MADE

Season: 3

Career:

### FT ATTEMPTS

Season: 5 vs Radford (11/16/14)

Career:

### ASSISTS

Season: 4 (2x) last vs Drexel (12/29/14)

Career:

### BLOCKS

Season: 2 (2x)

Career:

### STEALS

Season: 4 vs Longwood (12/16/14)

Career:

## CAREER STATISTICS

Year	G-GS	Min/Avg	FG-FGA	Pct.	3FG-A	Pct.	FT-FTA	Pct.	O-D	T	Avg.	Pf-DQ	Ast	TO	Blk	St	Pts	Avg
2014-15	22-0	366/16.6	44-136	.324	16-68	.235	15-21	.714	12-27	39	1.8	39-0	22	32	10	19	119	5.4

# SARAH IMOVBIQH #42

Senior • Center • 6-2 • Abuja, Nigeria • St. Anne's-Belfield (Va.)



## 2014-15 SEASON

- Leads the nation in offensive rebounds per game (5.2) and 10th in overall rebounds per game (11.3)
- Fifth in the nation in field goal shooting percentage (61.1 percent)
- Set the Virginia program record for rebounds in a single game with 24 in the season-opener against Ohio State (10 offensive, 14 defensive)
- Also scored 18 points against the Buckeyes, going 7-of-10 from the field
- ACC Player of the Week (Nov. 17)
- Scored a season-high 25 points, going 11-of-14 from the field, while also adding 15 rebounds against Longwood
- Named to the Cavalier Classic All-Tournament Team after scoring 21 points with 19 rebounds against Davidson and scoring 19 points with nine rebounds against Drexel

## 2013-14 SEASON

- Ranked sixth in the ACC in rebounding at 8.2 per game, leading the Cavaliers
- Led the ACC in offensive rebounds at 4.0 per game
- Eighth in the ACC in field goal percentage (54.5 percent)
- Had 10 double-doubles this season
- Was second on the team in scoring, averaging 12.3 points per game
- Finished the season with a 27-point, 10-rebound performance against Georgia Tech in the second round of the ACC Tournament, going 9-of-11 from the field and 9-of-10 from the free throw line

## AT A GLANCE

- Was ruled ineligible to compete and practice by the NCAA during her first year (2011-12)
- NCAA rules state she could earn that fourth year back if she earns 80% of her degree by her fifth year. If that does happen, she will play that fourth year as a graduate student in 2015-16
- 2011 Parade Magazine All-American High School Girls Basketball Team
- Member of the U-19 Nigerian National Team

## 2014-15 GAME-BY-GAME:

Opponent	GS	FG-FGA	3FG-3FGA	FT-FTA	Off-Def	Total Reb	PF	Points	A	TO	Blk	Stl	Min
OHIO STATE	*	7-10	0-0	4-6	10-14	24	1	18	0	2	3	0	32
RADFORD	*	6-10	0-0	2-3	5-4	9	3	14	0	0	0	1	20
at Xavier	*	9-14	0-0	0-1	7-6	13	2	18	1	1	0	1	35
AUBURN	*	7-9	0-0	7-8	6-7	13	0	21	2	2	0	4	28
vs Toledo	*	3-7	0-0	3-5	5-4	9	3	9	2	2	0	0	31
at FIU	*	8-12	0-0	0-1	2-8	10	4	16	1	1	0	5	25
at Illinois	*	2-4	0-0	6-11	4-4	8	4	10	0	1	2	0	23
DELAWARE ST*	*	4-9	0-0	2-5	6-3	9	3	10	1	0	1	1	18
LONGWOOD	*	11-14	0-0	3-8	8-7	15	0	25	0	1	0	1	27
SAINT MARYS	*	2-6	0-0	2-3	3-2	5	2	6	0	3	0	0	26
HOWARD	*	9-11	0-0	3-7	3-7	10	2	21	0	4	0	3	30
DAVIDSON	*	8-13	0-0	5-7	12-7	19	3	21	1	4	0	2	33
DREXEL	*	7-9	0-0	5-8	5-4	9	2	19	3	3	0	3	32
at Virginia Tech	*	3-5	0-0	3-8	5-6	11	3	9	1	1	0	1	24
WAKE FOREST*	*	3-5	0-0	2-5	1-6	7	4	8	1	3	0	1	25
at Syracuse	*	6-15	0-0	2-5	7-2	9	3	14	1	3	0	0	32
BC	*	4-7	0-0	2-2	3-8	11	4	10	2	3	0	1	31
at Louisville	*	5-10	0-0	1-3	3-12	15	4	11	0	2	2	1	31
at Miami	*	3-5	0-0	8-12	3-5	8	2	14	2	1	1	1	35
GEORGIA TECH*	*	2-6	0-0	1-4	4-3	7	4	5	1	1	0	1	22
NC STATE	*	1-6	0-0	4-6	1-3	4	1	6	1	1	1	1	28
at Clemson	*	6-10	0-0	3-3	4-9	13	3	15	3	1	2	2	32

## SINGLE GAME BESTS

### POINTS

Season: 25 vs Longwood (12/16/14)  
Career: 27 vs Georgia Tech (03/06/14)

### REBOUNDS

Season: 24 vs Ohio State (11/14/14)\*  
Career: 24 vs Ohio State (11/14/14)\*

### FG MADE

Season: 11 vs Longwood (12/16/14)  
Career: 11 vs Longwood (12/16/14)

### FG ATTEMPTS

Season: 15 at Syracuse (1/11/15)  
Career: 17 vs KState (11/29/13)

### 3 PT FG MADE

Season:  
Career: 1

### 3 PT FG ATTEMPTS

Season:  
Career: 4 at Florida State (03/02/14)

### FT MADE

Season: 8 at Miami (01/21/15)  
Career: 9 (2x) last vs. Georgia Tech (03/06/14)

### FT ATTEMPTS

Season: 12 at Miami (01/21/15)  
Career: 12 at Miami (01/21/15)

### FT PERCENTAGE

Season: 7-8 vs Auburn (11/23/14)  
Career: 8-8 vs Syracuse (11/24/12)

### ASSISTS

Season: 3 (2x) last at Clemson (2/01/15)  
Career: 4 (2x) last vs Miami (02/27/14)

### BLOCKS

Season: 3 vs Ohio State (11/14/14)  
Career: 4 at NC State (02/28/13)

### STEALS

Season: 5 at FIU (11/30/14)  
Career: 5 (2x) last at FIU (11/30/14)

### DOUBLE DOUBLES

Season: 10, last at Clemson (2/01/15)  
Career: 24, last at Clemson (2/01/15)

\*Denotes school record

## CAREER STATISTICS

Year	G-GS	Min/Avg	FG-FGA	Pct.	3FG-A	Pct.	FT-FTA	Pct.	O-D	T	Avg.	Pf-DQ	Ast	TO	Blk	St	Pts	Avg
2012-13	30-13	535/17.8	91-154	.591	0-0	.000	73-106	.689	85-120	205	6.8	81-2	11	56	13	13	255	8.5
2013-14	31-30	740/23.9	144-260	.554	0-1	.000	94-168	.560	125-129	254	8.2	100-3	8	53	4	22	382	12.3
2014-15	22-22	620/28.2	116-197	.589	0-0	.000	68-121	.562	107-131	238	10.8	57-0	23	40	12	30	300	13.6
TOTAL	83-65	1895/22.8	351-611	.574	0-1	.000	235-395	.595	317-380	697	8.4	238-5	42	149	29	65	937	11.3



# BREYANA MASON #12

Sophomore • Guard • 5-8 • Woodbridge, Va. • Forest Park



## 2014-15 SEASON

- Scored a career-high 22 points in the season-opener against Ohio State, her first career 20-point game
- Went 8-of-11 from the field overall and 5-of-7 from 3pt range vs OSU, also dishing a career-high six assists
- Had seven assists with 2 turnovers against Delaware State, also scoring 16 pts
- Scored a team-high 16 points in the ACC opener at Virginia Tech, shooting 60.0 percent
- Had her second seven-assist game (with just one turnover) against BC
- Also 4-of-5 from three-point range for 12 points against BC

## 2013-14 SEASON

- Appeared in 30 games with 14 starts, averaging 3.5 points per game
- Had 37 assists and 20 steals

## AT A GLANCE

- 2012-13 Gatorade Virginia Player of the Year & Parade Magazine All-American
- Attended the same high school as Virginia alum Monica Wright, breaking Wright's career scoring record, putting up 1,979 points
- Factoring in the two years of middle school (seventh and eighth grade) in which she played varsity basketball, Mason scored 3,313 points in six prep seasons

## 2014-15 GAME-BY-GAME:

Opponent	GS	FG-FGA	3FG-3FGA	FT-FTA	Off-Def	Total Reb	PF	Points	A	TO	Blk	Stl	Min
OHIO STATE	*	8-11	5-7	1-2	0-0	0	2	22	6	2	0	0	26
RADFORD	*	4-8	0-0	3-5	0-3	3	1	11	5	0	0	1	31
at Xavier	*	3-10	0-0	0-0	0-2	2	3	6	6	2	0	0	25
AUBURN	*	4-6	0-0	0-0	0-2	2	1	8	4	2	0	0	32
vs Toledo	*	0-7	0-1	0-0	0-3	3	2	0	3	1	0	0	29
at FIU	*	5-10	0-1	1-1	0-0	0	1	11	2	1	0	0	31
at Illinois	*	2-8	0-2	2-2	1-3	4	0	6	3	3	0	0	36
DELAWARE ST*	*	5-9	1-2	5-5	1-2	3	1	16	7	2	0	3	29
LONGWOOD *	*	2-3	0-1	6-6	1-2	3	1	10	4	1	0	3	26
SAINT MARYS *	*	2-4	1-1	2-2	0-1	1	0	7	2	1	0	2	29
HOWARD *	*	1-5	0-2	1-2	1-2	3	2	3	3	2	0	3	35
DAVIDSON *	*	2-7	0-3	0-0	0-2	2	1	4	2	2	0	2	32
DREXEL *	*	3-4	1-2	4-5	1-3	4	0	11	3	1	2	0	34
at Virginia Tech *	*	6-10	2-4	2-2	0-1	1	3	16	1	2	0	0	27
WAKE FOREST*	*	3-8	2-3	4-4	1-1	2	1	12	3	1	0	1	37
at Syracuse	*	0-8	0-1	2-2	1-3	4	1	2	2	4	0	2	32
BC *	*	4-9	4-5	0-0	0-2	2	0	12	7	1	0	2	38
at Louisville	*	5-13	0-1	1-3	0-2	2	3	11	1	3	0	0	38
at Miami	*	4-11	1-2	2-3	1-3	4	1	11	4	2	0	1	39
GEORGIA TECH*	*	7-9	0-0	0-1	0-3	3	2	14	5	2	0	3	31
NC STATE *	*	3-8	1-1	2-2	0-4	4	0	9	3	1	0	1	33
at Clemson	*	6-13	3-5	0-0	0-2	2	4	15	1	2	0	1	34

## SINGLE GAME BESTS

### POINTS

Season: 22 vs Ohio State (11/14/14)  
**Career:** 22 vs Ohio State (11/14/14)

### REBOUNDS

Season: 4 (4x) last vs NC State (1/29/15)  
**Career:** 4

### FG MADE

Season: 8 vs Ohio State (11/14/14)  
**Career:** 8 vs Ohio State (11/14/14)

### FG ATTEMPTS

Season: 13 (2x) last at Clemson (2/01/15)  
**Career:** 13 at Clemson (2/01/15)

### 3 PT FG MADE

Season: 5 vs Ohio State (11/14/14)  
**Career:** 5 vs Ohio State (11/14/14)

### 3 PT FG ATTEMPTS

Season: 7 vs Ohio State (11/14/14)  
**Career:** 7 vs Ohio State (11/14/14)

### FT MADE

Season: 6 vs Longwood (12/16/14)  
**Career:** 6 vs Longwood (12/16/14)

### FT ATTEMPTS

Season: 6 vs Longwood (12/16/14)  
**Career:** 6 vs Longwood (12/16/14)

### FT PERCENTAGE

Season: 6-6 vs Longwood (12/16/14)  
**Career:** 6-6 vs Longwood (12/16/14)

### ASSISTS

Season: 7 (2x) last vs BC (01/15/15)  
**Career:** 7 (2x) last vs BC (01/15/15)

### BLOCKS

Season: 2 vs Davidson (12/28/14)  
**Career:** 2 vs Davidson (12/28/14)

### STEALS

Season: 3 (multiple)  
**Career:** 3 last vs Georgia Tech (1/25/15)

### DOUBLE DOUBLES

Season:  
**Career:**

## CAREER STATISTICS

Year	G-GS	Min/Avg	FG-FGA	Pct.	3FG-A	Pct.	FT-FTA	Pct.	O-D	T	Avg.	Pf-DQ	Ast	TO	Blk	St	Pts	Avg
2013-14	30-14	553/18.4	39-118	.331	9-19	.474	17-22	.773	10-32	42	1.4	32-0	37	43	0	20	104	3.5
2014-15	22-22	704/32.0	79-181	.436	21-44	.477	38-47	.809	8-46	54	2.5	30-0	77	38	2	25	217	9.9
TOTAL	52-36	1257/24.2	118-299	.395	30-63	.476	55-69	.797	18-78	96	1.8	62-0	114	81	2	45	321	6.2

# LAUREN MOSES

# #21



Freshman • Forward • 6-2 • Mount Holly, N.J. • Rancocas

## 2014-15 SEASON

- Made her collegiate debut against Ohio State, starting the game, playing 20 minutes with four points and seven rebounds
- Had her first double-digit scoring game against Toledo, scoring 14 points with eight rebounds
- Led the team with 13 rebounds at Illinois, her first career double-digit rebounding effort
- In the victory over Wake Forest, scored eight points, going 4-of-5 from the field, with seven rebounds, two steals, two assists and three blocked shots, including a crucial block in the final 20 seconds

## HIGH SCHOOL

- Led Rancocas Valley Regional High School to four-straight State Championship games and two state titles (2013, 2011)
- Scored 1,823 points in her high school career to become Rancocas Valley's all-time leading scorer in school history, breaking the previous mark set by UVa alum Demya Walker
- Ranked in the espnW 100 rankings at No. 17 in her position and No. 98 overall

## PERSONAL

- Daughter of Vernon and Trinice Moses
- Brother, Dezman Moses, was an outside linebacker for the Green Bay packers (2012) and the Kansas City Chiefs (2013)
- Also has an older sister, Shaina

## 2014-15 GAME-BY-GAME:

Opponent	GS	FG-FGA	3FG-3FGA	FT-FTA	Off-Def	Total Reb	PF	Points	A	TO	Blk	Stl	Min
OHIO STATE	*	1-6	0-0	2-2	4-3	7	4	4	0	1	2	1	20
RADFORD	*	3-7	0-0	1-3	2-3	5	2	7	0	1	2	0	23
at Xavier	*	3-5	0-0	2-3	0-6	6	2	8	1	1	2	2	23
AUBURN	*	1-5	0-0	1-2	2-3	5	3	3	1	3	1	1	27
vs Toledo	*	6-10	0-0	2-4	5-3	8	4	14	0	2	0	0	25
at FIU	*	3-8	0-0	1-2	2-2	4	2	7	2	0	3	2	29
at Illinois	*	2-6	0-0	1-4	4-9	13	5	5	0	3	2	0	27
DELAWARE ST*		1-4	0-0	4-8	3-3	6	3	6	2	0	1	1	23
LONGWOOD	*	4-5	0-0	2-2	0-2	2	1	10	3	2	3	1	18
SAINT MARYS	*	2-4	0-0	0-1	1-3	4	4	4	0	1	0	0	15
HOWARD	*	0-2	0-0	5-6	2-4	6	2	5	2	1	1	1	24
DAVIDSON	*	2-7	1-4	2-2	0-1	1	0	7	1	0	1	2	19
DREXEL	*	1-7	0-0	0-2	1-2	3	3	2	0	2	2	1	19
at Virginia Tech*		2-7	0-0	1-2	4-4	8	3	5	3	2	0	1	32
WAKE FOREST*		4-5	0-0	0-0	3-4	7	3	8	2	2	3	2	33
at Syracuse	*	1-7	0-1	0-0	4-9	13	3	2	1	5	1	3	32
BC	*	0-3	0-0	0-0	3-2	5	1	0	1	2	0	0	18
at Louisville	*	2-3	0-0	0-0	2-7	9	5	4	0	1	1	0	20
at Miami	*	2-4	0-0	0-1	1-4	5	5	4	0	2	0	0	20
GEORGIA TECH*		2-6	0-0	0-0	2-4	6	2	4	1	4	1	0	29
NC STATE	*	2-4	0-0	2-2	2-5	7	1	6	0	4	2	1	22
at Clemson	*	6-10	0-0	3-6	6-4	10	3	15	3	0	2	2	29

## SINGLE GAME BESTS

### POINTS

Season: 15 at Clemson (2/01/15)

Career:

### REBOUNDS

Season: 13 (2x) last at Syracuse (01/11/15)

Career:

### FG MADE

Season: 6 (2x) last at Clemson (2/01/15)

Career:

### FG ATTEMPTS

Season: 10 (2x) last at Clemson (2/01/15)

Career:

### 3 PT FG MADE

Season:

Career:

### 3 PT FG ATTEMPTS

Season: 4 vs Davidson (12/28/14)

Career:

### FT MADE

Season: 5 vs Howard (12/21/14)

Career:

### FT ATTEMPTS

Season: 8 vs Delaware State (12/6/14)

Career:

### ASSISTS

Season: 3 (multiple)

Career:

### BLOCKS

Season: 3 (3x)

Career:

### STEALS

Season: 3 at Syracuse (01/11/15)

Career:

### DOUBLE DOUBLES

Season: 1 at Clemson (02/01/15)

Career:

## CAREER STATISTICS

Year	G-GS	Min/Avg	FG-FGA	Pct.	3FG-A	Pct.	FT-FTA	Pct.	O-D	T	Avg.	Pf-DQ	Ast	TO	Blk	St	Pts	Avg
2014-15	22-22	520/23.6	49-123	.398	0-1	.000	27-50	.540	54-88	142	6.5	64-3	23	42	29	19	125	5.7

# FAITH RANDOLPH #20

Junior • Guard • 5-10 • Derwood, Md. • Our Lady of Good Counsel



## 2014-15 SEASON

- Fourth in the ACC in scoring average (17.9) and second in FT shooting % (89.4)
- Opened the season with a 25-point performance against Ohio State, one point shy of her career high, taking 22 shots in the game
- Her start against OSU was just the 12th of her career and her first since Dec. 28, 2013 against Coppin State
- Scored 26 points at Xavier, matching her career high. It also made her the 21st player in program history to record three or more 25-point games in UVa career
- Averaged 20.2 ppg in the first five games
- FIU Thanksgiving Classic All-Tournament Team; Cavalier Classic All-Tourney
- Went 8-of-8 from the free throw line in the final 69 seconds vs Saint Mary's, helping to seal the victory and giving her her 4th 20-pt game of the year
- Had back-to-back 20-point games for the first time in her career, scoring 26 in the next game against Howard
- Back-to-back-to-back 20-point games against Syracuse (24), BC (23) and Louisville (24)

## 2013-14 SEASON

- Voted the ACC Sixth Player of the Year, the 2nd-ever Cavalier to earn honor
- Led all ACC "bench" players in scoring, averaging 11.8 points per game and is second in steals at 1.6 per game

## 2014-15 GAME-BY-GAME:

Opponent	GS	FG-FGA	3FG-3FGA	FT-FTA	Off-Def	Total Reb	PF	Points	A	TO	Blk	Stl	Min
OHIO STATE	*	9-22	3-7	4-5	1-5	6	3	25	5	1	0	3	36
RADFORD	*	5-11	1-3	0-0	0-4	4	2	11	0	0	0	2	28
at Xavier	*	8-14	2-2	8-8	1-3	4	2	26	0	3	0	3	35
AUBURN	*	6-13	3-4	3-4	0-5	5	3	18	0	2	2	2	33
vs Toledo	*	8-15	5-10	0-0	0-2	2	5	21	2	1	0	1	29
at FIU	*	6-12	0-3	4-5	0-1	1	1	16	1	0	0	1	30
at Illinois	*	5-17	1-5	5-5	0-2	2	2	16	3	5	0	0	27
DELAWARE ST*	*	6-12	2-3	1-2	0-1	1	2	15	1	2	0	0	25
LONGWOOD	*	6-14	0-4	2-2	0-2	2	1	14	1	0	0	3	26
SAINT MARYS	*	5-13	2-5	8-8	0-5	5	4	20	4	2	1	3	36
HOWARD	*	10-20	3-6	3-4	1-6	7	2	26	3	2	1	3	32
DAVIDSON	*	4-19	3-11	4-4	0-1	1	2	15	2	3	1	1	33
DREXEL	*	3-10	2-6	4-4	0-3	3	4	12	1	4	0	1	31
at Virginia Tech*	*	3-11	1-5	2-3	1-4	5	0	9	4	2	0	2	33
WAKE FOREST*	*	4-15	1-4	2-2	4-3	7	4	11	1	3	0	1	24
at Syracuse	*	10-22	3-10	1-1	1-1	2	0	24	2	1	0	0	38
BC	*	7-16	4-6	5-6	2-4	6	1	23	1	1	1	1	33
at Louisville	*	11-22	1-7	1-1	1-4	5	3	24	3	1	0	0	37
at Miami	*	5-15	2-4	2-2	0-3	3	4	14	3	4	0	2	36
GEORGIA TECH*	*	10-20	1-5	2-2	2-5	7	3	23	2	1	0	1	36
NC STATE	*	6-12	3-5	2-2	0-8	8	3	17	5	3	0	0	35
at Clemson	*	2-12	1-4	3-4	0-1	1	2	8	2	2	0	1	30

## SINGLE GAME BESTS

### POINTS

Season: 26 (2x) last vs Howard (12/21/14)  
 Career: 26 (3x) last vs Howard (12/21/14)

### REBOUNDS

Season: 8 vs NC State (01/29/15)  
 Career: 8 (2x) last vs NC State (01/29/15)

### FG MADE

Season: 11 at Louisville (01/18/15)  
 Career: 11 at Louisville (01/18/15)

### FG ATTEMPTS

Season: 22 (3x) last at Louisville (01/18/15)  
 Career: 22 (3x) last at Louisville (01/18/15)

### 3 PT FG MADE

Season: 5 vs Toledo (11/28/14)  
 Career: 5 vs Toledo (11/28/14)

### 3 PT FG ATTEMPTS

Season: 11 vs Davidson (12/28/14)  
 Career: 11 vs Davidson (12/28/14)

### FT MADE

Season: 8 (2x) last vs St Marys (12/19/14)  
 Career: 10 vs. High Point (11/11/13)

### FT ATTEMPTS

Season: 8 (2x) last vs St Marys (12/19/14)  
 Career: 11 vs. High Point (11/11/13)

### FT PERCENTAGE

Season: 8-8 (2x) last vs St Marys (12/19/14)  
 Career: 9-9 at UNC (2/20/14)

### ASSISTS

Season: 5 (2x) vs NC State (01/29/15)  
 Career: 6 vs. LA Tech (11/16/13)

### BLOCKS

Season: 1  
 Career: 1

### STEALS

Season: 3  
 Career: 3 (multiple)

### DOUBLE-DOUBLES

Season:  
 Career:

## CAREER STATISTICS

Year	G-GS	Min/Avg	FG-FGA	Pct.	3FG-A	Pct.	FT-FTA	Pct.	O-D	T	Avg.	Pf-DQ	Ast	TO	Blk	St	Pts	Avg
2012-13	30-7	624/20.8	49-186	.263	13-66	.197	39-47	.830	13-36	49	1.6	22-0	26	47	2	18	150	5.0
2013-14	31-4	704/22.7	137-330	.415	25-88	.284	68-89	.764	45-52	97	3.1	67-1	44	56	1	43	367	11.8
2014-15	22-22	703/32.0	139-337	.412	44-119	.370	66-74	.892	14-73	87	4.0	53-1	46	43	6	31	388	17.6
TOTAL	83-33	2031/24.5	325-853	.381	82-273	.300	173-210	.824	72-161	233	2.8	142-2	116	146	9	92	905	10.9

# TIFFANY SUAREZ #13

Sophomore • Guard • 5-11 • Miami, Fla. • Our Lady of Lourdes



## 2014-15 SEASON

- Scores six points against Radford, going 4-of-4 from the free throw line
- Had three blocked shots while also scoring eight points against Longwood

## 2013-14 SEASON

- Appeared in 26 games with five starts
- Averaged 2.9 points with 1.1 rebounds
- In her first collegiate games in her home state, scored 17 points at the FGCU Tournament, including logging her first double-digit scoring effort against FGCU with 13 points
- After scoring 16 points against Coppin State, going 7-of-10 from the field, earned her first career start against Princeton in the championship game of the Cavalier Classic
- Scored in each of the last four games to close out the season, including both ACC tournament games

## AT A GLANCE

- Dade County Girl's Basketball 8A Player of the Year
- Three-time All-State
- Two-time All-Dade County
- Ranked No. 74 overall by Blue Star and No. 31 at her position by ESPN Hoop Gurlz

## 2014-15 GAME-BY-GAME:

Opponent	GS	FG-FGA	3FG-3FGA	FT-FTA	Off-Def	Total Reb	PF	Points	A	TO	Blk	Stl	Min
OHIO STATE	0-4	0-0	0-0	0-0	0-0	0	2	0	1	0	0	0	11
RADFORD	1-5	0-1	4-4	0-0	0-0	0	1	6	1	2	0	2	19
at Xavier	1-5	0-0	0-0	0-0	0-0	0	2	2	0	0	0	0	16
AUBURN	0-0	0-0	1-2	0-0	0-0	0	1	1	0	1	0	0	7
vs Toledo	0-3	0-0	0-0	1-1	1-1	2	1	0	1	1	0	0	10
at FIU	0-1	0-0	0-0	0-0	0-0	0	0	0	1	0	1	0	8
at Illinois	1-2	0-0	0-0	2-0	2-0	2	3	2	2	0	0	1	14
DELAWARE ST	1-4	0-0	2-2	0-1	1-1	1	2	4	2	1	0	0	14
LONGWOOD	4-7	0-1	0-0	0-1	1-1	2	2	8	1	0	3	0	17
SAINT MARYS	0-3	0-0	0-0	0-1	1-1	2	0	0	0	1	0	2	6
HOWARD	0-3	0-0	0-0	2-3	5-0	5	0	0	0	1	0	1	6
DAVIDSON	0-0	0-0	0-0	0-0	0-0	0	0	0	0	0	0	0	1
DREXEL	0-0	0-0	0-0	0-0	0-0	0	1	0	0	1	0	0	5
at Virginia Tech	0-2	0-0	0-0	0-0	0-0	0	2	0	0	1	0	0	9
WAKE FOREST	DNP												
at Syracuse	DNP												
BC	DNP												
at Louisville	0-0	0-0	0-0	0-0	0-0	0	0	0	0	0	0	0	3
at Miami	0-2	0-0	0-0	0-2	2-2	2	1	0	0	1	0	0	9
GEORGIA TECH	DNP												
NC STATE	1-1	0-0	0-0	0-0	0-0	0	0	2	0	1	0	0	5
at Clemson	0-1	0-0	0-0	0-0	0-0	0	0	0	2	0	0	0	11

## SINGLE GAME BESTS

### POINTS

Season: 8 vs Longwood (12/16/14)  
 Career: 16 vs. Coppin State (12/28/13)

### REBOUNDS

Season: 2  
 Career: 5 vs. Clemson (02/02/14)

### FG MADE

Season: 4 vs Longwood (12/16/14)  
 Career: 7 vs. Coppin State (12/28/13)

### FG ATTEMPTS

Season: 7 vs Longwood (12/16/14)  
 Career: 13 (2x) last at FGCU (12/21/13)

### 3 PT FG MADE

Season: --  
 Career: --

### 3 PT FG ATTEMPTS

Season: --  
 Career: 3 vs. UMES (12/17/13)

### FT MADE

Season: --  
 Career: 5 at FGCU (12/21/13)

### FT ATTEMPTS

Season: --  
 Career: 5 at FGCU (12/21/13)

### ASSISTS

Season: 2  
 Career: 6 vs. Coppin State (12/28/13)

### BLOCKS

Season: 3 vs Longwood (12/16/14)  
 Career: 3 vs Longwood (12/16/14)

### STEALS

Season: 2 vs Radford (11/16/14)  
 Career: 3 (2x) last vs. Florida State (01/19/14)

### DOUBLE DOUBLES

Season: --  
 Career: --

## CAREER STATISTICS

Year	G-GS	Min/Avg	FG-FGA	Pct.	3FG-A	Pct.	FT-FTA	Pct.	O-D	T	Avg.	Pf-DQ	Ast	TO	Blk	St	Pts	Avg
2013-14	26-5	318/12.2	28-93	.301	0-7	.000	19-25	.760	8-21	29	1.1	38-1	27	33	1	14	75	2.9
2014-15	18-0	171/9.5	9-43	.209	0-2	.000	7-8	.875	5-9	14	0.8	20-0	11	11	4	6	25	1.4
TOTAL	44-5	489/11.1	37-136	.272	0-9	.000	26-33	.788	13-30	43	1.0	58-1	38	44	5	20	100	2.3

# SYDNEY UMERI

# #44

Sophomore • Forward • 6-1 • Acworth, Ga. • The Lovett School



## 2014-15 SEASON

- Had eight rebounds at Xavier
- Had the second double-digit scoring game of her career at Illinois, also matching her career high with eight rebounds

## 2013-14 SEASON

- Appeared in all 31 games with 11 starts, averaging 18.0 minutes per game
- Averaged 2.8 points and 2.8 rebounds per game
- Made her collegiate debut at James Madison, starting the game
- Played 30 minutes, scoring four points in her debut
- Had her first double-digit scoring game at Liberty with 12 points
- Started the first 10 games of the season before coming off the bench at FGCU
- Scored six of her eight points at Wake Forest in a span of 1:42 during the second half

## AT A GLANCE

- Ranked No. 29 overall and as the No. 9 forward by ESPN HoopGurlz
- Won a gold medal with the 2011 USA Basketball's U16 team at the FIBA Americas Championship in Mérida, Mexico
- Helped lead The Lovett School to a 2012 Georgia Region 6AA championship
- 2013 McDonald's All-America nominee
- Also competed one season (2009) for The Lovett School track team in the long and triple jumps, 400 and 4x400 and 4x100 relays as well as being a middle blocker for two seasons on the volleyball team

## 2014-15 GAME-BY-GAME:

Opponent	GS	FG-FGA	3FG-3FGA	FT-FTA	Off-Def	Total Reb	PF	Points	A	TO	Blk	Stl	Min
OHIO STATE	1-1	0-0	0-0	0-3	3	1	2	0	0	0	0	0	16
RADFORD	2-3	0-0	0-0	0-1	1	4	4	1	0	2	1	1	16
at Xavier	1-1	0-0	0-0	3-5	8	2	2	1	3	1	0	18	
AUBURN	0-0	0-0	0-0	0-0	0	1	0	0	0	0	0	8	
vs Toledo	2-3	0-0	2-2	1-2	3	1	6	1	0	0	0	22	
at FIU	2-4	0-0	0-0	0-0	0	2	4	0	2	1	0	19	
at Illinois	4-7	0-0	2-2	3-5	8	1	10	0	1	0	0	25	
DELAWARE ST	3-4	0-0	0-0	1-1	2	1	6	1	0	2	2	15	
LONGWOOD	0-2	0-0	0-1	0-1	1	1	0	0	1	0	0	15	
SAINT MARYS	3-3	0-0	0-0	0-3	3	2	6	2	0	0	0	27	
HOWARD	2-3	0-0	0-0	1-4	5	0	4	2	2	0	0	16	
DAVIDSON	1-3	0-0	0-0	0-3	3	3	2	1	2	1	1	24	
DREXEL	0-2	0-0	2-2	1-0	1	0	2	0	1	0	0	13	
at Virginia Tech	0-1	0-0	0-0	1-4	5	1	0	0	2	0	0	20	
WAKE FOREST	0-1	0-0	0-0	0-1	1	2	0	1	4	0	1	15	
at Syracuse	0-0	0-0	0-0	0-0	0	0	0	0	1	0	0	2	
BC	1-3	0-0	0-0	2-0	2	0	2	0	0	0	0	16	
at Louisville	1-1	0-0	0-0	0-2	2	4	2	0	0	2	0	25	
at Miami	1-2	0-0	0-0	1-4	5	3	2	0	2	0	0	22	
GEORGIA TECH	1-3	0-0	0-0	0-3	3	1	2	1	0	0	1	23	
NC STATE	1-3	0-0	0-0	1-4	5	2	2	0	1	1	0	16	
at Clemson	0-0	0-0	0-0	1-0	1	5	0	1	0	0	0	7	

## SINGLE GAME BESTS

### POINTS

Season: 10 at Illinois (12/03/14)

Career: 12 at Liberty (11/19/13)

### REBOUNDS

Season: 8 (2x) last at Illinois (12/03/14)

Career: 8 (3x) last at Illinois (12/03/14)

### FG MADE

Season: 4 at Illinois (12/03/14)

Career: 4 (3x) at Illinois (12/03/14)

### FG ATTEMPTS

Season: 7 at Illinois (12/03/14)

Career: 7 at Illinois (12/03/14)

### 3 PT FG MADE

Season:

Career:

### 3 PT FG ATTEMPTS

Season: --

Career: --

### FT MADE

Season: 2

Career: 5 vs. UMES (12/17/13)

### FT ATTEMPTS

Season: 2

Career: 6 vs. UMES (12/17/13)

### ASSISTS

Season: 2

Career: 2

### BLOCKS

Season: 2 (multiple)

Career: 2 (multiple)

### STEALS

Season: 2 vs Delaware State (12/6/14)

Career: 2

### DOUBLE DOUBLES

Season:

Career:

## CAREER STATISTICS

Year	G-GS	Min/Avg	FG-FGA	Pct.	3FG-A	Pct.	FT-FTA	Pct.	O-D	T	Avg.	Pf-DQ	Ast	TO	Blk	St	Pts	Avg
2013-14	31-11	557/18.0	32-93	.344	0-0	.000	22-33	.667	46-42	88	2.8	64-2	15	43	4	17	86	2.8
2014-15	22-0	380/17.3	26-50	.520	0-0	.000	6-7	.857	16-46	62	2.8	37-1	12	22	10	6	58	2.6
TOTAL	53-11	937/17.7	58-143	.406	0-0	.000	28-40	.700	62-88	150	2.8	101-3	27	65	14	23	144	2.7

# MIKAYLA VENSON

# #1



Freshman • Guard • 5-7 • Arlington, Va. • Yorktown High

## 2014-15 SEASON

- Started in her first career game against Ohio State, scoring 11 points with three assists and two steals in 35 minutes
- Had three double-digit scoring efforts in the first four games of her career
- Had a season-high five steals at FIU while also scoring 12 points on 5-of-7 shooting
- Had her first 20-point game, scoring 22 points on 8-of-10 shooting (5-of-7 from 3 pt range) against Delaware St
- After going 0-of-8 from the floor against Davidson, had her second-highest scoring performance of the year, putting up 16 points against Drexel
- Scored 21 points against Wake, scoring all 10 of UVa's points in the final 2:32 of their comeback win, including making two free throws in the final second that decided the game
- Had the best single-game three-point shooting efficiency in school history with a 6-for-6 performance in the win over NC State

## HIGH SCHOOL

- Played one season at Yorktown High School, averaging 14.3 points per game and 5.5 assists per game
- 2011 Virginia High School League National District Co-Player of the Year and National District Rookie of the Year
- Virginia High School League National District First Team All-District, All-Rookie Team and All-Defensive Team
- Did not play high school basketball after her freshman season, but continued training with her father and playing with AAU club teams

## 2014-15 GAME-BY-GAME:

Opponent	GS	FG-FGA	3FG-3FGA	FT-FTA	Off-Def	Total Reb	PF	Points	A	TO	Blk	Stl	Min
OHIO STATE	*	3-12	1-6	4-4	0-1	1	2	11	3	2	0	2	35
RADFORD	*	6-8	0-2	0-0	0-3	3	2	12	1	2	0	1	23
at Xavier	*	2-9	1-3	0-0	0-6	6	1	5	5	2	1	0	35
AUBURN	*	3-4	3-4	1-3	0-3	3	3	10	1	2	0	0	26
at Toledo	*	4-10	1-4	0-0	1-0	1	2	9	4	1	0	0	37
at FIU	*	5-7	0-1	2-2	0-2	2	3	12	2	2	0	5	32
at Illinois	*	4-7	3-5	0-0	0-0	0	1	11	1	2	0	0	30
DELAWARE ST*	*	8-10	5-7	1-1	0-2	2	3	22	2	3	1	2	32
LONGWOOD	*	5-11	1-3	0-0	0-1	1	3	11	4	1	0	2	30
SAINT MARYS	*	6-14	2-7	0-0	0-1	1	2	14	4	5	0	0	33
HOWARD	*	4-10	0-2	2-2	0-1	1	1	10	4	5	0	2	31
DAVIDSON	*	0-8	0-4	1-2	0-3	3	2	1	1	1	0	0	35
DREXEL	*	4-9	3-6	5-5	1-6	7	3	16	1	2	0	1	35
at Virginia Tech*	*	5-11	3-7	0-0	0-0	0	2	13	2	0	0	0	31
WAKE FOREST*	*	6-13	5-10	4-6	0-2	2	1	21	2	3	0	2	36
at Syracuse	*	3-6	3-6	0-0	0-1	1	2	9	3	3	0	2	32
BC	*	3-15	3-10	4-4	0-3	3	2	13	3	6	0	3	37
at Louisville	*	1-6	0-3	0-0	0-1	1	2	2	2	2	0	1	36
at Miami	*	4-8	2-4	1-2	0-1	1	4	11	2	2	0	0	29
GEORGIA TECH*	*	3-11	1-7	0-0	1-1	2	1	7	2	1	1	0	34
NC STATE	*	7-8	6-6	2-3	0-2	2	2	22	2	2	1	1	30
at Clemson	*	4-8	2-4	2-2	0-2	2	1	12	4	1	0	0	33

## SINGLE GAME BESTS

### POINTS

Season: 22 (2x) last vs NC State (01/29/15)  
Career:

### REBOUNDS

Season: 7 vs Drexel (12/29/14)  
Career:

### FG MADE

Season: 8 vs Delaware St (12/06/14)  
Career:

### FG ATTEMPTS

Season: 15 vs BC (01/15/15)  
Career:

### 3 PT FG MADE

Season: 6 vs NC State (01/29/15)  
Career:

### 3 PT FG ATTEMPTS

Season: 10 (2x) last vs BC (01/15/15)  
Career:

### 3 PT FG PERCENTAGE

Season: 6-6 vs NC State (01/29/15)\*  
Career:

### FT MADE

Season: 5 vs Drexel (12/29/14)  
Career:

### FT ATTEMPTS

Season: 6 vs Wake (01/08/15)  
Career:

### FT PERCENTAGE

Season: 5-5 vs Drexel (12/29/14)  
Career:

### ASSISTS

Season: 5 at Xavier (11/20/14)  
Career:

### BLOCKS

Season: 1 (multiple)  
Career:

### STEALS

Season: 5 at FIU (11/30/14)  
Career:

### DOUBLE DOUBLES

Season:  
Career:

\*Denotes school record

## CAREER STATISTICS

Year	G-GS	Min/Avg	FG-FGA	Pct.	3FG-A	Pct.	FT-FTA	Pct.	O-D	T	Avg.	Pf-DQ	Ast	TO	Blk	St	Pts	Avg
2014-15	22-22	712/32.4	90-205	.439	45-111	.405	29-36	.806	3-42	45	2.0	45-0	55	50	4	24	254	11.5

**2014-15 Virginia Women's Basketball  
Virginia Combined Team Statistics (as of Feb 01, 2015)  
All games**

<b>RECORD:</b>	<b>OVERALL</b>	<b>HOME</b>	<b>AWAY</b>	<b>NEUTRAL</b>
ALL GAMES	15-7	11-2	4-4	0-1
CONFERENCE	5-4	3-1	2-3	0-0
NON-CONFERENCE	10-3	8-1	2-1	0-1

#	Player	gp-gs	min	avg	Total		3-Point		F-Throw		Rebounds					pts	avg					
					fg-fga	fg%	3fg-fga	3fg%	ft-fa	ft%	off	def	tot	avg	pf			dq	a	to	blk	stl
20	Faith Randolph	22-22	703	32.0	139-337	.412	44-119	.370	66-74	.892	14	73	87	4.0	53	1	46	43	6	31	388	17.6
42	Sarah Imovbioh	22-22	620	28.2	116-197	.589	0-0	.000	68-121	.562	107	131	238	10.8	57	0	23	40	12	30	300	13.6
01	Mikayla Venson	22-22	712	32.4	90-205	.439	45-111	.405	29-36	.806	3	42	45	2.0	45	0	55	50	4	24	254	11.5
12	Breyana Mason	22-22	704	32.0	79-181	.436	21-44	.477	38-47	.809	8	46	54	2.5	30	0	77	38	2	25	217	9.9
21	Lauren Moses	22-22	520	23.6	49-123	.398	0-1	.000	27-50	.540	54	88	142	6.5	64	3	23	42	29	19	125	5.7
23	Aliyah Huland El	22-0	366	16.6	44-136	.324	16-68	.235	15-21	.714	12	27	39	1.8	39	0	22	32	10	19	119	5.4
44	Sydney Umeri	22-0	380	17.3	26-50	.520	0-0	.000	6-7	.857	16	46	62	2.8	37	1	12	22	10	6	58	2.6
03	Sarah Beth Barnette	22-0	211	9.6	18-42	.429	9-26	.346	4-8	.500	18	33	51	2.3	30	0	14	11	6	5	49	2.2
13	Tiffany Suarez	18-0	171	9.5	9-43	.209	0-2	.000	7-8	.875	5	9	14	0.8	20	0	11	11	4	6	25	1.4
02	Jae'Lisa Allen	3-0	13	4.3	1-3	.333	0-0	.000	0-0	.000	0	2	2	0.7	3	0	0	0	0	0	2	0.7
Team											45	52	97						5			
Total.....		22	4400		571-1317	.434	135-371	.364	260-372	.699	282	549	831	37.8	378	5	283	294	83	165	1537	69.9
Opponents.....		22	4400		511-1280	.399	122-420	.290	235-340	.691	265	524	789	35.9	386	-	292	343	70	131	1379	62.7

<b>TEAM STATISTICS</b>	<b>VA</b>	<b>OPP</b>	<b>Date</b>	<b>Opponent</b>	<b>Score</b>	<b>Att.</b>
SCORING	1537	1379	11/14/14	OHIO STATE	w 87-82	3358
Points per game	69.9	62.7	11/16/14	RADFORD	w 75-47	3172
Scoring margin	+7.2	-	11/20/14	at Xavier	w 71-62	714
FIELD GOALS-ATT	571-1317	511-1280	11/23/14	AUBURN	w 66-51	3526
Field goal pct	.434	.399	11/28/14	vs Toledo	L 62-64	436
3 POINT FG-ATT	135-371	122-420	11/30/14	at FIU	w 74-61	305
3-point FG pct	.364	.290	12/03/14	at Illinois	L 63-86	1253
3-pt FG made per game	6.1	5.5	12/06/14	DELAWARE STATE	w 100-62	2998
FREE THROWS-ATT	260-372	235-340	12/16/14	LONGWOOD	w 91-49	2841
Free throw pct	.699	.691	12/19/14	SAINT MARY'S	w 62-49	2950
F-Throws made per game	11.8	10.7	12/21/14	HOWARD	w 74-53	3014
REBOUNDS	831	789	12/28/14	DAVIDSON	L 57-67	3392
Rebounds per game	37.8	35.9	12/29/14	DREXEL	w 72-66	3031
Rebounding margin	+1.9	-	* 01/04/15	at Virginia Tech	w 62-47	1225
ASSISTS	283	292	* 01/08/15	WAKE FOREST	w 72-70	3034
Assists per game	12.9	13.3	* 01/11/15	at Syracuse	L 58-70	708
TURNOVERS	294	343	* 01/15/15	BOSTON COLLEGE	w 68-56	3397
Turnovers per game	13.4	15.6	* 1/18/15	at LOUISVILLE	L 55-67	11322
Turnover margin	+2.2	-	* 01/21/15	at MIAMI	L 58-67	1406
Assist/turnover ratio	1.0	0.9	* 01/25/15	GEORGIA TECH	L 62-68	3975
STEALS	165	131	* 01/29/15	NC STATE	w 71-63	3092
Steals per game	7.5	6.0	* 02/01/15	at Clemson	w 77-72	902
BLOCKS	83	70	* - Conference game			
Blocks per game	3.8	3.2				
ATTENDANCE	41780	18271				
Home games-Avg/Game	13-3214	8-2229				
Neutral site-Avg/Game	-	1-436				

<b>Score by Periods</b>	<b>1st</b>	<b>2nd</b>	<b>Totals</b>
Virginia	747	790	1537
Opponents	641	738	1379

**2014-15 Virginia Women's Basketball  
Virginia Combined Team Statistics (as of Feb 01, 2015)  
Conference games**

<b>RECORD:</b>	<b>OVERALL</b>	<b>HOME</b>	<b>AWAY</b>	<b>NEUTRAL</b>
ALL GAMES	5-4	3-1	2-3	0-0
CONFERENCE	5-4	3-1	2-3	0-0
NON-CONFERENCE	0-0	0-0	0-0	0-0

#	Player	gp-gs	min	avg	Total		3-Point		F-Throw		Rebounds				pf	dq	a	to	blk	stl	pts	avg
					fg-fga	fg%	3fg-fga	3fg%	ft-fa	ft%	off	def	tot	avg								
20	Faith Randolph	9-9	302	33.6	58-145	.400	17-50	.340	20-23	.870	11	33	44	4.9	20	0	23	18	1	8	153	17.0
01	Mikayla Venson	9-9	298	33.1	36-86	.419	25-57	.439	13-17	.765	1	13	14	1.6	17	0	22	20	2	9	110	12.2
12	Breyana Mason	9-9	309	34.3	38-89	.427	13-22	.591	13-17	.765	3	21	24	2.7	15	0	27	18	0	11	102	11.3
42	Sarah Imovbioh	9-9	260	28.9	33-69	.478	0-0	.000	26-48	.542	31	54	85	9.4	28	0	12	16	6	9	92	10.2
23	Aliyah Huland El	9-0	145	16.1	17-48	.354	9-24	.375	5-7	.714	4	9	13	1.4	18	0	6	13	3	3	48	5.3
21	Lauren Moses	9-9	235	26.1	21-49	.429	0-1	.000	6-11	.545	27	43	70	7.8	26	2	11	22	10	9	48	5.3
03	Sarah Beth Barnette	9-0	68	7.6	6-17	.353	4-11	.364	2-3	.667	3	9	12	1.3	11	0	3	4	4	2	18	2.0
44	Sydney Umeri	9-0	146	16.2	5-14	.357	0-0	.000	0-0	.000	6	18	24	2.7	18	1	3	10	3	2	10	1.1
13	Tiffany Suarez	5-0	37	7.4	1-6	.167	0-0	.000	0-0	.000	0	2	2	0.4	3	0	2	3	0	0	2	0.4
<b>Team</b>											14	23	37				4					
Total.....		9	1800		215-523	.411	68-165	.412	85-126	.675	100	225	325	36.1	156	3	109	128	29	53	583	64.8
Opponents.....		9	1800		222-535	.415	40-159	.252	96-143	.671	112	227	339	37.7	147	-	128	124	35	59	580	64.4

<b>TEAM STATISTICS</b>	<b>VA</b>	<b>OPP</b>	<b>Date</b>	<b>Opponent</b>	<b>Score</b>	<b>Att.</b>
SCORING	583	580	* 01/04/15	at Virginia Tech	w 62-47	1225
Points per game	64.8	64.4	* 01/08/15	WAKE FOREST	w 72-70	3034
Scoring margin	+0.3	-	* 01/11/15	at Syracuse	L 58-70	708
FIELD GOALS-ATT	215-523	222-535	* 01/15/15	BOSTON COLLEGE	w 68-56	3397
Field goal pct	.411	.415	* 1/18/15	at LOUISVILLE	L 55-67	11322
3 POINT FG-ATT	68-165	40-159	* 01/21/15	at MIAMI	L 58-67	1406
3-point FG pct	.412	.252	* 01/25/15	GEORGIA TECH	L 62-68	3975
3-pt FG made per game	7.6	4.4	* 01/29/15	NC STATE	w 71-63	3092
FREE THROWS-ATT	85-126	96-143	* 02/01/15	at Clemson	w 77-72	902
Free throw pct	.675	.671				
F-Throws made per game	9.4	10.7				
REBOUNDS	325	339				
Rebounds per game	36.1	37.7				
Rebounding margin	-1.6	-				
ASSISTS	109	128				
Assists per game	12.1	14.2				
TURNOVERS	128	124				
Turnovers per game	14.2	13.8				
Turnover margin	-0.4	-				
Assist/turnover ratio	0.9	1.0				
STEALS	53	59				
Steals per game	5.9	6.6				
BLOCKS	29	35				
Blocks per game	3.2	3.9				
ATTENDANCE	13498	15563				
Home games-Avg/Game	4-3374	5-3113				
Neutral site-Avg/Game	-	0-0				

\* - Conference game

<b>Score by Periods</b>	<b>1st</b>	<b>2nd</b>	<b>Totals</b>
Virginia	297	286	583
Opponents	284	296	580





Official Basketball Box Score -- Game Totals -- Final Statistics  
**Ohio State vs Virginia**  
 11/14/14 7 p.m. at JPJ Arena, Charlottesville, Va.



**Ohio State 82 • 0-1**

#	Player	Total		3-Ptr		Rebounds			PF	TP	A	TO	Blk	Stl	Min
		FG-FGA	FT-FTA	FG-FGA	FT-FTA	Off	Def	Tot							
22	Alexa Hart	f	3-6	0-0	0-0	4	5	9	3	6	1	0	3	1	27
03	Kelsey Mitchell	g	9-27	3-12	5-8	0	2	2	4	26	4	3	1	0	38
13	Cait Craft	g	4-11	2-6	0-0	2	1	3	0	10	1	1	0	1	39
14	Ameryst Alston	g	8-16	5-8	6-6	0	4	4	3	27	3	2	0	0	39
20	Asia Doss	g	2-8	1-4	2-2	1	6	7	2	7	6	3	0	1	32
01	Kalpana Beach	g	3-6	0-0	0-0	1	6	7	3	6	0	0	1	0	20
21	Lisa Blair	g	0-0	0-0	0-0	0	1	1	0	0	0	0	0	0	5
	Team					5	2	7							
	Totals		29-74	11-30	13-16	13	27	40	15	82	15	9	5	3	200

FG % 1st Half: 15-40 37.5% 2nd half: 14-34 41.2% Game: 29-74 39.2%  
 3FG % 1st Half: 4-14 28.6% 2nd half: 7-16 43.8% Game: 11-30 36.7%  
 FT % 1st Half: 9-10 90.0% 2nd half: 4-6 66.7% Game: 13-16 81.3%

**Virginia 87 • 1-0**

#	Player	Total		3-Ptr		Rebounds			PF	TP	A	TO	Blk	Stl	Min
		FG-FGA	FT-FTA	FG-FGA	FT-FTA	Off	Def	Tot							
21	Lauren Moses	f	1-6	0-0	2-2	4	3	7	4	4	0	1	2	1	20
42	Sarah Imovbioh	c	7-10	0-0	4-6	10	14	24	1	18	0	2	3	0	32
01	Mikayla Venson	g	3-12	1-6	4-4	0	1	1	2	11	3	2	0	2	35
12	Breyana Mason	g	8-11	5-7	1-2	0	0	0	2	22	6	2	0	0	26
20	Faith Randolph	g	9-22	3-7	4-5	1	5	6	3	25	5	1	0	3	36
03	Sarah Beth Barnette	g	0-3	0-3	0-0	1	1	2	1	0	1	0	0	0	11
23	Tiffany Suarez	g	0-4	0-0	0-0	0	0	0	2	0	1	0	0	0	11
23	Aliyah Huland El	g	2-7	1-3	0-0	0	1	1	4	5	1	2	2	0	13
44	Sydney Umeri	g	1-1	0-0	0-0	0	3	3	1	2	0	0	0	0	16
	Team					4	3	7							
	Totals		31-76	10-26	15-19	20	31	51	20	87	17	10	7	6	200

FG % 1st Half: 15-38 39.5% 2nd half: 16-38 42.1% Game: 31-76 40.8%  
 3FG % 1st Half: 5-13 38.5% 2nd half: 5-13 38.5% Game: 10-26 38.5%  
 FT % 1st Half: 4-4 100.0% 2nd half: 11-15 73.3% Game: 15-19 78.9%

Officials: Dee Kantner, Joseph Vaszily, Karen Preato  
 Technical fouls: Ohio State-None. Virginia-None.  
 Attendance: 3358

Score by periods	1st	2nd	Total
Ohio State	43	39	82
Virginia	39	48	87



Official Basketball Box Score -- Game Totals -- Final Statistics  
**Radford vs Virginia**  
 11/16/14 1:00 p.m. at JPJ Arena, Charlottesville, Va.



**Radford 47 • 0-1**

#	Player	Total		3-Ptr		Rebounds			PF	TP	A	TO	Blk	Stl	Min
		FG-FGA	FT-FTA	FG-FGA	FT-FTA	Off	Def	Tot							
22	WORTHY, Jayda	f	2-4	0-0	4-6	5	3	8	3	8	1	1	1	0	19
13	ROSS, Rachel	c	4-6	0-0	1-2	1	3	4	4	9	0	0	0	0	21
03	FOY, Aisha	g	0-10	0-0	0-0	0	0	0	2	0	1	5	0	0	30
05	AVERY, Ayana	g	1-9	1-8	0-0	0	1	1	1	3	3	1	0	0	28
33	McIVOR, Kiera	g	0-3	0-1	0-0	0	0	0	2	0	0	2	0	0	23
02	TOOHEY, Jordan	g	0-0	0-0	0-0	0	0	0	0	0	0	0	0	0	1
11	QUEVEDO, Claudia	g	1-3	0-1	2-2	0	2	2	1	4	0	1	0	0	17
12	ALLEN, Brittany	g	0-1	0-1	0-0	0	1	1	0	0	1	1	0	0	6
14	GILMORE, Gaby	g	1-3	0-1	1-2	0	4	4	1	3	1	1	0	0	15
21	WHITE, Janayla	g	4-9	0-0	6-7	7	3	10	5	14	0	1	2	0	19
24	GAYMON, Jordynn	g	3-6	0-0	0-1	2	6	8	3	6	0	7	0	0	21
	Team					1	4	5							
	Totals		16-54	1-18	14-20	16	27	43	22	47	7	20	3	0	200

FG % 1st Half: 8-27 29.6% 2nd half: 8-27 29.6% Game: 16-54 29.6%  
 3FG % 1st Half: 0-10 0.0% 2nd half: 1-8 12.5% Game: 1-18 5.6%  
 FT % 1st Half: 5-9 55.6% 2nd half: 9-11 81.8% Game: 14-20 70.0%

**Virginia 75 • 2-0**

#	Player	Total		3-Ptr		Rebounds			PF	TP	A	TO	Blk	Stl	Min
		FG-FGA	FT-FTA	FG-FGA	FT-FTA	Off	Def	Tot							
21	Lauren Moses	f	3-7	0-0	1-3	2	3	5	2	7	0	1	2	0	23
42	Sarah Imovbioh	c	6-10	0-0	2-3	5	4	9	3	14	0	0	1	0	20
01	Mikayla Venson	g	6-8	0-2	0-0	0	3	3	2	12	1	2	0	1	23
12	Breyana Mason	g	4-8	0-0	3-5	0	3	3	1	11	0	0	0	1	31
20	Faith Randolph	g	5-11	1-3	0-0	0	4	4	2	11	0	0	0	2	28
02	Jae'Lisa Allen	g	0-1	0-0	0-0	0	0	0	0	0	0	0	0	0	4
03	Sarah Beth Barnette	g	1-2	1-1	0-0	2	2	4	1	3	0	0	0	0	17
23	Tiffany Suarez	g	1-5	0-1	4-4	0	0	0	0	6	1	2	0	2	19
23	Aliyah Huland El	g	2-11	0-7	3-5	1	4	5	4	7	1	0	0	1	19
44	Sydney Umeri	g	2-3	0-0	0-0	0	1	1	4	4	1	0	2	1	16
	Team					4	4	4							
	Totals		30-66	2-14	13-20	14	24	38	20	75	9	5	4	9	200

FG % 1st Half: 12-33 36.4% 2nd half: 18-33 54.5% Game: 30-66 45.5%  
 3FG % 1st Half: 0-7 0.0% 2nd half: 2-7 28.6% Game: 2-14 14.3%  
 FT % 1st Half: 7-11 63.6% 2nd half: 6-9 66.7% Game: 13-20 65.0%

Officials: Luis Gonzalez, Diana DePaul, Kristi Vera  
 Technical fouls: Radford-None. Virginia-None.  
 Attendance: 3172  
 RU: White fouled out at 3:32 (II)

Score by periods	1st	2nd	Total
Radford	21	26	47
Virginia	31	44	75

	Points	In	Off	2nd	Fast
	RAD	Paint	T/O	Chance	Break
Radford	28	0	23	0	27
Virginia	32	21	13	6	20

Last FG - RAD 2nd-00:16, VA 2nd-01:12.  
 Largest lead - RAD None, VA by 32 2nd-01:12.  
 RAD led for 00:00. VA led for 38:11. Game was tied for 01:49.

Score tied - 0 times.  
 Lead changed - 0 times.

Official Basketball Box Score -- Game Totals -- Final Statistics  
**Virginia vs Xavier**  
 11/20/14 7 p.m. at Cincinnati, Ohio (Cintas Center)

**Virginia 71 • 3-0**

#	Player	Total		3-Ptr		Rebounds			PF	TP	A	TO	Blk	Stl	Min
		FG-FGA	FT-FTA	FG-FGA	FT-FTA	Off	Def	Tot							
21	Lauren Moses	f	3-5	0-0	2-3	0	6	6	2	8	1	1	2	2	23
42	Sarah Imovbioh	c	9-14	0-0	0-1	7	6	13	2	18	1	1	0	1	35
01	Mikayla Venson	g	2-9	1-3	0-0	0	6	6	1	5	5	2	1	0	35
12	Breyana Mason	g	3-10	0-0	0-0	0	2	2	3	6	6	2	0	0	25
20	Faith Randolph	g	8-14	2-2	8-8	1	3	4	2	26	0	3	0	3	35
03	Sarah Beth Barnette	g	0-0	0-0	0-0	0	1	1	0	0	1	0	0	0	3
23	Tiffany Suarez	g	1-5	0-0	0-0	0	0	0	2	2	0	0	0	0	16
23	Aliyah Huland El	g	2-4	0-2	0-0	0	2	2	0	4	0	2	0	0	10
44	Sydney Umeri	g	1-1	0-0	0-0	3	5	8	2	2	1	3	1	0	18
	Team					2	0	2							
	Totals		29-62	3-7	10-12	13	31	44	15	71	14	15	4	8	200

FG % 1st Half: 17-38 44.7% 2nd half: 12-24 50.0% Game: 29-62 46.8%  
 3FG % 1st Half: 1-5 20.0% 2nd half: 2-2 100.0% Game: 3-7 42.9%  
 FT % 1st Half: 2-3 66.7% 2nd half: 8-9 88.9% Game: 10-12 83.3%

**Xavier 62 • 2-1**

#	Player	Total		3-Ptr		Rebounds			PF	TP	A	TO	Blk	Stl	Min
		FG-FGA	FT-FTA	FG-FGA	FT-FTA	Off	Def	Tot							
24	GLOVER, Briana	f	2-6	1-3	0-0	2	0	2	1	5	0	2	0	0	23
13	SCHAEFER, Leah	f	0-2	0-0	0-0	1	5	6	1	0	1	1	0	0	21
00	TURNER, Marquia	g	2-7	2-5	0-0	1	1	2	2	6	2	1	1	1	21
30	GAFFNEY, Raeshawn	g	4-12	0-2	7-8	2	2	4	1	15	0	0	0	0	25
05	CRITTENDON, Jenna	g	0-5	0-2	2-2	1	2	3	1	2	2	0	1	1	22
01	FINCHER, Kindell	g	4-8	3-5	0-1	1	3	4	2	11	1	2	0	3	15
02	KYNARD, Maleeka	g	3-7	1-3	1-2	0	1	2	8	4	1	1	0	1	17
12	BYRD, Jada	g	1-1	1-1	0-0	0	1	1	0	3	0	0	0	0	2

**Official Basketball Box Score -- Game Totals -- Final Statistics**  
**Toledo vs Virginia**  
**11/28/14 8:00 PM at FIU Arena (Miami, Fla.)**

**Toledo 64 • 3-2**

#	Player	Total		3-Ptr		Rebounds			PF	TP	A	TO	Blk	Stl	Min
		FG-FGA	FG-FGA	FT-FTA	Off	Def	Tot								
01	HARRIS, Brenae	* 1-6	0-2	2-2	0	5	5	0	4	2	1	0	0	0	36
23	ZANOQUERA, Inma	* 7-9	4-4	6-6	2	3	5	1	24	10	1	0	0	0	38
24	RASMUSSEN, Michaela	* 7-15	1-6	4-9	2	6	8	2	19	0	2	0	0	0	38
32	CAPOTOSTO, Ana	* 4-8	2-6	1-2	2	5	7	2	11	0	1	0	1	0	34
43	RECHER, Sophie	* 2-2	0-0	0-0	1	0	1	5	4	0	2	0	0	0	21
12	MONAKANA, Janice	* 1-5	0-3	0-0	0	1	1	2	2	0	1	0	0	0	12
21	de ALFREDO, Elena	* 0-1	0-1	0-0	0	1	1	1	0	0	0	0	0	0	5
33	KESSLER, Nancy	* 0-0	0-0	0-0	0	0	0	3	0	0	1	0	0	0	9
35	WOODY, Jada	* 0-0	0-0	0-0	0	0	0	0	0	1	0	0	0	0	7
Team					0	2	2			3					
Totals		22-46	7-22	13-19	7	23	30	16	64	13	12	0	1	0	200

FG % 1st Half: 10-22 45.5% 2nd half: 12-24 50.0% Game: 22-46 47.8%  
 3FG % 1st Half: 5-15 33.3% 2nd half: 2-7 28.6% Game: 7-22 31.8%  
 FT % 1st Half: 2-6 33.3% 2nd half: 11-13 84.6% Game: 13-19 68.4%

**Virginia 62 • 4-1**

#	Player	Total		3-Ptr		Rebounds			PF	TP	A	TO	Blk	Stl	Min
		FG-FGA	FG-FGA	FT-FTA	Off	Def	Tot								
01	Mikayla Venson	* 4-10	1-4	0-0	1	0	1	2	9	4	1	0	0	0	37
12	Breyana Mason	* 0-7	0-1	0-0	0	3	3	2	0	3	1	0	0	0	29
20	Faith Randolph	* 8-15	5-10	0-0	0	2	2	5	21	2	1	0	1	0	29
21	Lauren Moses	* 6-10	0-0	2-4	5	3	8	4	14	0	2	0	0	0	25
42	Sarah Imovbioh	* 3-7	0-0	3-5	5	4	9	3	9	2	2	0	0	0	31
03	Sarah Beth Barnette	* 0-1	0-1	0-0	0	1	1	1	0	0	0	0	0	0	2
13	Tiffany Suarez	* 0-3	0-0	0-0	1	1	2	1	0	1	1	0	0	0	10
23	Aliyah Huland El	* 1-4	1-4	0-0	1	1	2	0	3	0	1	0	0	0	15
44	Sydney Umeri	* 2-3	0-0	2-2	1	2	3	1	6	1	0	0	0	0	22
Team					1	3	4			3					
Totals		24-60	7-20	7-11	15	20	35	19	62	13	9	0	1	0	200

FG % 1st Half: 14-30 46.7% 2nd half: 10-30 33.3% Game: 24-60 40.0%  
 3FG % 1st Half: 4-10 40.0% 2nd half: 3-10 30.0% Game: 7-20 35.0%  
 FT % 1st Half: 1-3 33.3% 2nd half: 6-8 75.0% Game: 7-11 63.6%

Officials: Bob Trammell, Marla Gearhart, Will Schriber  
 Technical fouls: Toledo-None. Virginia-None.  
 Attendance: 436

Score by periods	1st	2nd	Total
Toledo	27	37	64
Virginia	33	29	62

Points	In	Off	2nd	Fast	Bench
TOLEDO	Paint	T/O	Chance	Break	
VA	22	16	8	2	2
VA	20	8	14	0	9

Last FG - TOLEDO 2nd-00:04, VA 2nd-00:13.  
 Largest lead - TOLEDO by 3 1st-09:54, VA by 10 2nd-18:39.  
 TOLEDO led for 04:06, VA led for 35:06. Game was tied for 00:44.

Score tied - 4 times.  
 Lead changed - 7 times.

**Official Basketball Box Score -- Game Totals -- Final Statistics**  
**Virginia vs FIU**  
**11/30/14 2:00 PM at FIU Arena (Miami, Fla.)**

**Virginia 74 • 5-1**

#	Player	Total		3-Ptr		Rebounds			PF	TP	A	TO	Blk	Stl	Min
		FG-FGA	FG-FGA	FT-FTA	Off	Def	Tot								
01	Mikayla Venson	* 5-7	0-1	2-2	0	2	2	3	12	2	2	0	5	32	
12	Breyana Mason	* 5-10	0-1	1-1	0	0	0	1	11	2	1	0	0	31	
20	Faith Randolph	* 6-12	0-3	4-5	0	1	1	1	16	1	0	0	1	30	
21	Lauren Moses	* 3-8	0-0	1-2	2	2	4	2	7	2	0	3	2	29	
42	Sarah Imovbioh	* 8-12	0-0	1-1	2	8	10	4	16	1	1	0	5	25	
03	Sarah Beth Barnette	* 0-2	0-2	0-0	0	0	0	2	0	0	0	1	0	7	
13	Tiffany Suarez	* 0-1	0-0	0-0	0	0	0	0	0	0	1	0	0	8	
23	Aliyah Huland El	* 3-6	2-3	0-0	1	2	3	2	8	1	1	0	1	19	
44	Sydney Umeri	* 2-4	0-0	0-0	0	0	0	2	4	0	2	1	0	19	
Team					1	0	1			1					
Totals		32-62	2-10	8-11	6	15	21	17	74	10	7	6	14	200	

FG % 1st Half: 17-33 51.5% 2nd half: 15-29 51.7% Game: 32-62 51.6%  
 3FG % 1st Half: 0-2 0.0% 2nd half: 2-8 25.0% Game: 2-10 20.0%  
 FT % 1st Half: 3-3 100.0% 2nd half: 5-8 62.5% Game: 8-11 72.7%

**FIU 61 • 0-5**

#	Player	Total		3-Ptr		Rebounds			PF	TP	A	TO	Blk	Stl	Min
		FG-FGA	FG-FGA	FT-FTA	Off	Def	Tot								
01	POUND, Kiandra'e	* 6-16	3-6	3-4	2	9	11	1	18	0	4	1	1	37	
03	LABADY, Zsafia	* 0-1	0-0	0-0	1	0	1	2	0	0	2	0	0	11	
05	SHADE, Taylor	* 5-8	1-2	1-1	0	1	1	2	12	8	5	0	1	34	
12	DAVYDOVA, Marita	* 3-6	0-0	3-4	1	2	3	2	9	1	1	0	0	33	
23	TODOROVIC, Nikolina	* 0-0	0-0	0-0	0	1	1	0	0	1	3	0	0	10	
13	HEGEDUS, Janka	* 0-0	0-0	0-0	0	0	0	0	0	0	0	0	0	1	
20	HAWKINS, Aajah	* 0-2	0-0	1-2	1	2	4	1	3	3	0	1	0	26	
21	FEAGIN, Destini	* 3-7	1-1	0-0	1	5	6	0	7	1	4	0	0	27	
32	MCKINZIE, Tynia	* 5-6	1-2	3-4	1	3	4	3	14	0	3	0	0	21	
Team					3	4	7			3					
Totals		22-46	6-11	11-15	10	26	36	14	61	14	25	2	3	200	

FG % 1st Half: 11-23 47.8% 2nd half: 11-23 47.8% Game: 22-46 47.8%  
 3FG % 1st Half: 2-4 50.0% 2nd half: 4-7 57.1% Game: 6-11 54.5%  
 FT % 1st Half: 1-2 50.0% 2nd half: 10-13 76.9% Game: 11-15 73.3%

Officials: Kelly Johnson, Craig Miller, Deanna Jackson  
 Technical fouls: Virginia-None. FIU-None.  
 Attendance: 305

Score by periods	1st	2nd	Total
Virginia	37	37	74
FIU	25	36	61

Points	In	Off	2nd	Fast	Bench
VA	Paint	T/O	Chance	Break	
VA	38	31	8	14	12
FIU	28	5	8	8	22

Last FG - VA 2nd-00:20, FIU 2nd-00:10.  
 Largest lead - VA by 20 2nd-13:50, FIU None.  
 VA led for 39:15, FIU led for 00:00. Game was tied for 00:45.

Score tied - 0 times.  
 Lead changed - 0 times.

**Official Basketball Box Score -- Game Totals -- Final Statistics**  
**Virginia vs Illinois**  
**12/03/14 7:05 PM at State Farm Center, Champaign, Ill.**

**Virginia 63 • 5-2**

#	Player	Total		3-Ptr		Rebounds			PF	TP	A	TO	Blk	Stl	Min
		FG-FGA	FG-FGA	FT-FTA	Off	Def	Tot								
21	Lauren Moses	f 2-6	0-0	1-4	4	9	13	5	5	0	3	2	0	27	
42	Sarah Imovbioh	c 2-4	0-0	6-11	4	4	8	4	10	0	1	2	0	23	
01	Mikayla Venson	g 4-7	3-5	0-0	0	0	0	1	11	1	2	0	0	30	
12	Breyana Mason	g 2-8	0-2	2-2	1	3	4	0	6	3	3	0	0	36	
20	Faith Randolph	g 5-17	1-5	5-5	0	2	2	2	16	3	5	0	0	27	
03	Sarah Beth Barnette	* 0-0	0-0	0-0	0	0	0	0	0	0	0	0	0	3	
13	Tiffany Suarez	* 1-2	0-0	0-0	2	2	3	2	2	0	0	1	1	14	
23	Aliyah Huland El	* 1-5	0-2	1-2	2	1	3	3	3	0	2	0	1	15	
44	Sydney Umeri	* 4-7	0-0	2-2	3	5	8	1	10	0	1	0	0	25	
Team					1	1	2			1					
Totals		21-56	4-14	17-26	17	25	42	19	63	9	18	4	2	200	

FG % 1st Half: 10-31 32.3% 2nd half: 11-25 44.0% Game: 21-56 37.5%  
 3FG % 1st Half: 0-5 0.0% 2nd half: 4-9 44.4% Game: 4-14 28.6%  
 FT % 1st Half: 2-6 33.3% 2nd half: 15-20 75.0% Game: 17-26 65.4%

**Illinois 86 • 6-2**

#	Player	Total		3-Ptr		Rebounds			PF	TP	A	TO	Blk	Stl	Min
		FG-FGA	FG-FGA	FT-FTA	Off	Def	Tot								
34	Grant, Jacqui	f 7-9	1-2	1-2	3	4	7	5	16	3	2	1	0	24	
32	White, Chatrice	c 5-16	0-3	2-6	2	5	7	4	12	1	3	1	0	28	
15	Simmons, Kylee	g 5-7	4-6	1-2	0	2	2	1	15	3	1	0	0	36	
20	Carter, Brittany	g 1-7	0-4	3-3	0	2	2	2	5	3	1	0	1	32	
22	Crawford, Ivory	g 6-7	1-2	2-4	0	4	4	2	15	4	1	2	3	23	
00	Hartwell, Sarah	* 0-0	0-0	0-0	1	0	1	0	0	0	1	0	0	1	
02	Gleason, Taylor	* 0-0	0-0	0-0	0	0	0	1	0	0	0	0	0	1	
03	Tuck, Taylor	* 5-7	1-1	2-2	1	1	2	3	13	2	0	0	0	17	
05	Oden, Nia	* 0-1	0-1	0-0	0	1	1	1	0						



### Official Basketball Box Score -- Game Totals -- Final Statistics Longwood vs Virginia 12/16/14 7 p.m. at JPJ Arena, Charlottesville, Va.

Longwood 49 • 0-9

#	Player	Total		3-Ptr		Rebounds			PF	TP	A	TO	Blk	Stl	Min
		FG-FGA	FT-FTA	FG-FGA	FT-FTA	Off	Def	Tot							
34	NYLEN, Emily	f	1-3	0-0	0-0	0	0	0	5	2	0	0	1	0	14
02	ROBBINS, Brenna	g	2-9	1-4	0-0	3	2	5	3	5	2	1	0	0	31
04	WILLIAMS, Raven	g	5-11	4-8	4-6	0	2	2	2	18	5	6	0	0	36
14	AVERY, Treasure	g	3-6	0-1	0-0	2	4	6	2	6	1	1	0	3	21
25	HEADEN, Deborah	g	4-10	2-4	0-0	1	4	5	0	10	1	4	0	0	33
05	MOSSBY, Shannon	g	0-2	0-1	0-0	0	1	1	1	0	0	1	0	0	5
10	ELLIS, Micaela	g	0-2	0-1	0-0	0	2	2	0	0	2	4	0	0	16
20	SKERSICK, Kyndal	g	3-10	0-3	2-3	1	3	4	2	8	1	1	0	0	24
21	REAGAN, Jaclyn	g	0-3	0-3	0-0	0	0	0	1	0	0	0	0	0	12
23	CHILDRESS, Autumn	g	0-1	0-0	0-0	1	0	1	1	0	1	2	0	0	8
	Team					4	3	7							
	Totals		18-57	7-25	6-9	12	21	33	17	49	13	20	1	3	200

FG % 1st Half: 10-30 33.3% 2nd half: 8-27 29.6% Game: 18-57 31.6% Deadball Rebounds 3  
 3FG % 1st Half: 5-16 31.3% 2nd half: 2-9 22.2% Game: 7-25 28.0%  
 FT % 1st Half: 1-2 50.0% 2nd half: 5-7 71.4% Game: 6-9 66.7%

Virginia 91 • 7-2

#	Player	Total		3-Ptr		Rebounds			PF	TP	A	TO	Blk	Stl	Min
		FG-FGA	FT-FTA	FG-FGA	FT-FTA	Off	Def	Tot							
21	Lauren Moses	f	4-5	0-0	2-2	0	2	2	1	10	3	2	3	1	18
42	Sarah Imovbioh	c	11-14	0-0	3-8	8	7	15	0	25	0	1	0	1	27
01	Mikayla Venson	g	5-11	1-3	0-0	0	1	1	3	11	4	1	0	2	30
12	Breyana Mason	g	2-3	0-1	6-6	1	2	3	1	10	4	1	0	3	26
20	Faith Randolph	g	6-14	0-4	2-2	0	2	2	1	14	1	0	0	3	26
02	Jae/Lisa Allen	g	0-0	0-0	0-0	0	1	1	1	0	0	0	0	0	3
03	Sarah Beth Barnette	g	1-3	0-1	0-0	3	2	5	1	2	1	0	0	0	17
13	Tiffany Suarez	g	4-7	0-1	0-0	0	1	1	2	8	1	0	3	0	17
23	Aliyah Huland El	g	5-9	1-3	0-1	0	2	2	1	11	4	0	2	4	21
44	Sydney Umeri	g	0-2	0-0	0-1	0	1	1	1	0	0	1	0	0	15
	Team					1	4	5							
	Totals		38-68	2-13	13-20	13	25	38	12	91	18	6	8	15	200

FG % 1st Half: 15-32 46.9% 2nd half: 23-36 63.9% Game: 38-68 55.9% Deadball Rebounds 3,2  
 3FG % 1st Half: 2-7 28.6% 2nd half: 0-6 0.0% Game: 2-13 15.4%  
 FT % 1st Half: 5-8 62.5% 2nd half: 8-12 66.7% Game: 13-20 65.0%

Officials: Cameron Inouye, Jules Gailen, Timothy Bryant  
 Technical fouls: Longwood-None. Virginia-None.  
 Attendance: 2841  
 LU: Nylen fouled out at 12:59 (II)

Score by periods	1st	2nd	Total
Longwood	26	23	49
Virginia	37	54	91

Points	In	Off	2nd	Fast	Bench
Longwood	26	12	3	6	0
Virginia	37	50	25	20	24

Last FG - LWU 2nd-00:40, VA 2nd-00:52.  
 Largest lead - LWU by 4 1st-12:06, VA by 45 2nd-00:52.  
 LWU led for 06:45, VA led for 29:59. Game was tied for 02:54.

Score tied - 4 times.  
 Lead changed - 9 times.

### Official Basketball Box Score -- Game Totals -- Final Statistics Saint Mary's vs Virginia 12/19/14 7 p.m. at JPJ Arena, Charlottesville, Va.

Saint Mary's 49 • 7-3

#	Player	Total		3-Ptr		Rebounds			PF	TP	A	TO	Blk	Stl	Min
		FG-FGA	FT-FTA	FG-FGA	FT-FTA	Off	Def	Tot							
12	Haley Hendricksen	f	5-7	0-1	6-8	2	2	4	1	16	2	3	0	1	36
25	Carli Rosenthal	f	3-6	0-0	2-3	2	5	7	5	8	0	3	1	1	27
01	Lauren Nicholson	g	5-18	2-6	4-4	1	3	4	4	16	0	3	0	1	40-
14	Shannon Mauldin	g	0-5	0-1	1-2	1	3	4	4	1	1	8	0	0	26
21	Stella Beck	g	3-3	0-0	0-2	2	10	12	2	6	2	4	1	1	33
03	Devyn Galland	g	0-2	0-1	2-2	0	0	0	1	2	0	0	0	0	8
05	Hannah Kaser	g	0-1	0-0	0-0	0	0	0	1	0	1	0	0	0	8
10	Carly Turner	g	0-0	0-0	0-0	0	0	0	0	0	0	0	0	0	0+
23	Alia Mccoy	g	0-2	0-0	0-0	1	1	2	1	0	0	0	0	0	5
24	Samira Mcdonald	g	0-1	0-1	0-0	0	0	0	0	0	0	0	0	0	5
30	Amanda Arter	g	0-1	0-0	0-0	0	0	0	1	0	1	0	1	0	12
32	Lisa Janko	g	0-0	0-0	0-0	0	0	0	0	0	0	0	0	0	0+
	Team					2	3	5							
	Totals		16-46	2-10	15-21	11	27	38	20	49	7	23	2	8	200

FG % 1st Half: 10-24 41.7% 2nd half: 6-22 27.3% Game: 16-46 34.8% Deadball Rebounds 5  
 3FG % 1st Half: 1-4 25.0% 2nd half: 1-6 16.7% Game: 2-10 20.0%  
 FT % 1st Half: 5-7 71.4% 2nd half: 10-14 71.4% Game: 15-21 71.4%

Virginia 62 • 8-2

#	Player	Total		3-Ptr		Rebounds			PF	TP	A	TO	Blk	Stl	Min
		FG-FGA	FT-FTA	FG-FGA	FT-FTA	Off	Def	Tot							
21	Lauren Moses	f	2-4	0-0	0-1	1	3	4	4	0	1	0	0	0	15
42	Sarah Imovbioh	c	2-6	0-0	2-3	3	2	5	2	6	0	3	0	0	26
01	Mikayla Venson	g	6-14	2-7	0-0	0	1	1	2	14	4	5	0	0	33
12	Breyana Mason	g	2-4	1-1	2-2	0	1	1	0	7	2	1	0	2	29
20	Faith Randolph	g	5-13	2-5	8-8	0	5	5	4	20	4	2	1	3	36
03	Sarah Beth Barnette	g	0-0	0-0	0-0	3	1	4	3	0	0	0	0	0	12
13	Tiffany Suarez	g	0-3	0-0	0-0	0	1	1	2	0	0	1	0	2	6
23	Aliyah Huland El	g	2-9	1-5	0-0	0	0	0	2	5	1	1	0	1	16
44	Sydney Umeri	g	3-3	0-0	0-0	0	3	3	2	6	2	0	0	0	27
	Team					2	2	4							
	Totals		22-56	6-18	12-14	9	19	28	21	62	13	14	1	8	200

FG % 1st Half: 11-32 34.4% 2nd half: 11-24 45.8% Game: 22-56 39.3% Deadball Rebounds 0,1  
 3FG % 1st Half: 3-11 27.3% 2nd half: 3-7 42.9% Game: 6-18 33.3%  
 FT % 1st Half: 1-2 50.0% 2nd half: 11-12 91.7% Game: 12-14 85.7%

Officials: Denise Brooks, Mark Zentz, Mark Resch  
 Technical fouls: Saint Mary's-None. Virginia-None.  
 Attendance: 2950  
 SMC: Rosenthal fouled out at 7:15 (II)

Score by periods	1st	2nd	Total
Saint Mary's	26	23	49
Virginia	26	36	62

Points	In	Off	2nd	Fast	Bench
Saint Mary's	26	15	4	0	2
Virginia	26	18	22	6	8

Last FG - SMC 2nd-00:41, VA 2nd-01:21.  
 Largest lead - SMC by 3 1st-14:45, VA by 13 2nd-15:33.  
 SMC led for 03:46, VA led for 32:52. Game was tied for 03:22.

Score tied - 5 times.  
 Lead changed - 6 times.

### Official Basketball Box Score -- Game Totals -- Final Statistics Howard vs Virginia 12/21/14 6 p.m. at JPJ Arena, Charlottesville, Va.

Howard 53 • 1-11

#	Player	Total		3-Ptr		Rebounds			PF	TP	A	TO	Blk	Stl	Min
		FG-FGA	FT-FTA	FG-FGA	FT-FTA	Off	Def	Tot							
21	Cheyenne Brown	f	6-14	2-6	1-1	3	5	8	1	15	0	2	1	3	32
35	Sydni Johnson	f	5-11	0-1	4-6	2	2	4	4	14	0	1	1	3	37
22	Victoria Gonzales	c	1-7	0-0	0-0	3	4	7	3	2	0	5	1	1	17
02	Te'Shya Heslip	g	4-14	0-4	1-1	4	2	6	4	9	6	9	0	4	30
24	Imani Bailey	g	2-7	0-5	2-2	1	3	4	3	6	4	3	0	3	30
03	Hannah Timmons	g	0-0	0-0	0-0	0	0	0	1	0	0	1	0	0	3
12	Jasmine Hill	g	2-9	0-6	1-1	0	1	1	3	5	2	0	0	0	28
13	Da'Shae Shumate	g	0-0	0-0	0-0	0	0	0	0	0	0	0	0	0	1
20	Jordan Coleman	g	0-1	0-0	0-0	0	0	0	0	0	0	0	0	0	2
32	Katrina Reeves	g	1-8	0-6	0-0	0	0	0	2	2	0	3	1	3	20
	Team					5	5	10							
	Totals		21-71	2-28	9-11	18	22	40	21	53	12	24	4	17	200

FG % 1st Half: 10-37 27.0% 2nd half: 11-34 32.4% Game: 21-71 29.6% Deadball Rebounds 2  
 3FG % 1st Half: 0-14 0.0% 2nd half: 2-14 14.3% Game: 2-28 7.1%  
 FT % 1st Half: 1-2 50.0% 2nd half: 8-9 88.9% Game: 9-11 81.8%

Virginia 74 • 9-2

#	Player	Total		3-Ptr		Rebounds			PF	TP	A	TO	Blk	Stl	Min
		FG-FGA	FT-FTA	FG-FGA	FT-FTA	Off	Def	Tot							
21	Lauren Moses	f	0-2	0-0	5-6	2	4	6	2	5	2	1	1	1	24
42	Sarah Imovbioh	c	9-11	0-0	3-7	3	7	10	2	21	0	4	0	3	30
01	Mikayla Venson	g	4-10	0-2	2-2	0	1	1	1	10	4	5	0	2	31
12	Breyana Mason	g	1-5	0-2	1-2	1	2	3	2	3	3	2	0	3	35
20	Faith Randolph	g	10-20	3-6	3-4	1	6	7	2	26	3	2	1	3	32
03	Sarah Beth Barnette	g	1-2	1-2	0-0	0	1	1	1	3	0	3	0	0	10
13	Tiffany Suarez	g	0-3	0-0	0-0	2	3	5	0	0	0	1	0	1	6
23	Aliyah Huland El	g	0-3	0-2	2-2	0	0	0	1	2	0	5	0	3	16
44	Sydney Umeri	g	2-3	0-0	0-0	1	4	5	0	4	2	2	0	0	16
	Team					4	4	8							
	Totals		27-59	4-14	16-23	14	32	46	11	74	14	25	2	16	200

FG % 1st Half: 13-31 41.9% 2nd half: 14-28 50.0% Game: 27-5

## Official Basketball Box Score -- Game Totals -- Final Statistics Drexel vs Virginia 12/29/14 7 p.m. at JPJ Arena, Charlottesville, Va.

### Drexel 66 • 6-5

#	Player	Total			3-Ptr			Rebounds			PF	TP	A	TO	Blk	Stl	Min
		FG	FGA	FT	FTA	Off	Def	Tot									
41	Thompson, Jamila	f	1-6	0-0	0-0	2	1	3	5	2	3	2	0	17			
42	Schluth, Jackie	f	3-11	0-0	4-4	2	4	6	5	10	0	1	0	30			
15	Alexander, Carrie	g	4-10	0-0	1-2	0	1	1	4	9	5	3	0	2	40		
24	Pearson, Rachel	g	5-9	1-5	1-1	0	1	1	0	12	2	0	0	40			
33	Curran, Sarah	g	5-8	2-4	3-5	0	3	3	3	15	4	1	0	1	34		
11	Quattara, Florence	g	2-6	1-4	4-4	2	2	4	4	9	1	3	1	0	14		
25	Lidge, Kelsi	g	4-4	1-1	0-0	1	2	3	4	9	2	1	0	0	25		
Team						1	3	4									
Totals			24-54	5-14	13-16	8	17	25	25	66	17	12	3	3	200		

FG % 1st Half: 9-29 31.0% 2nd half: 15-25 60.0% Game: 24-54 44.4%  
 3FG % 1st Half: 0-5 0.0% 2nd half: 5-9 55.6% Game: 5-14 35.7%  
 FT % 1st Half: 4-5 80.0% 2nd half: 9-11 81.8% Game: 13-16 81.3%

### Virginia 72 • 10-3

#	Player	Total			3-Ptr			Rebounds			PF	TP	A	TO	Blk	Stl	Min
		FG	FGA	FT	FTA	Off	Def	Tot									
21	Lauren Moses	f	1-7	0-0	0-2	1	2	3	2	0	2	2	1	19			
42	Sarah Imovbioh	c	7-9	0-0	5-8	5	4	9	2	19	3	3	0	3	32		
01	Mikayla Venson	g	4-9	3-6	5-5	1	6	7	3	16	1	2	0	1	35		
12	Breyana Mason	g	3-4	1-2	4-5	1	3	4	0	11	3	1	2	0	34		
20	Faith Randolph	g	3-10	2-6	4-4	0	3	3	4	12	1	4	0	1	31		
03	Sarah Beth Barnette	g	2-3	1-2	1-2	1	1	2	3	6	2	1	0	0	16		
13	Tiffany Suarez	g	0-0	0-0	0-0	0	0	0	1	0	0	1	0	0	5		
23	Alyyah Huland El	g	1-4	0-3	2-2	0	2	2	2	4	4	2	0	0	15		
44	Sydney Umeri	g	0-2	0-0	2-2	1	0	1	0	2	0	1	0	0	13		
Team						4	3	7									
Totals			21-48	7-19	23-30	14	24	38	18	72	14	17	4	6	200		

FG % 1st Half: 10-23 43.5% 2nd half: 11-25 44.0% Game: 21-48 43.8%  
 3FG % 1st Half: 4-9 44.4% 2nd half: 3-10 30.0% Game: 7-19 36.8%  
 FT % 1st Half: 7-9 77.8% 2nd half: 16-21 76.2% Game: 23-30 76.7%

Officials: Joe Cunningham, Angela Lewis, Tiara Cruise  
 Technical fouls: Drexel-None. Virginia-None.  
 Attendance: 3031  
 Cavalier Classic Presented by Holiday Inn University Area  
 Thompson (Drexel) fouled out at 6:43 (II)  
 Schluth (Drexel) fouled out at 1:44 (II)

Score by periods	1st	2nd	Total
Drexel	22	44	66
Virginia	31	41	72

Points	In	Off	2nd	Fast	Bench
DREXEL	26	16	7	0	18
VA	26	11	16	6	12

Last FG - DREXEL 2nd-00:00, VA 2nd-00:51.  
 Largest lead - DREXEL by 5 1st-17:21, VA by 11 2nd-17:23.  
 DREXEL led for 05:07. VA led for 32:54. Game was tied for 01:53.

Score tied - 2 times.  
 Lead changed - 7 times.

## Official Basketball Box Score -- Game Totals -- Final Statistics Virginia vs Virginia Tech 01/04/15 2:00 PM at Cassell Coliseum, Blacksburg, Va.

### Virginia 62 • 11-3, 1-0 ACC

#	Player	Total			3-Ptr			Rebounds			PF	TP	A	TO	Blk	Stl	Min
		FG	FGA	FT	FTA	Off	Def	Tot									
21	Lauren Moses	f	2-7	0-0	1-2	4	4	8	3	5	3	2	0	1	32		
42	Sarah Imovbioh	c	3-5	0-0	3-8	5	6	11	3	9	1	1	0	1	24		
01	Mikayla Venson	g	5-11	3-7	0-0	0	0	0	2	13	2	0	0	0	31		
12	Breyana Mason	g	6-10	2-4	2-2	0	1	1	3	16	1	2	0	0	27		
20	Faith Randolph	g	3-11	1-5	2-3	1	4	5	0	9	4	2	0	2	33		
03	Sarah Beth Barnette	g	0-0	0-0	0-0	0	2	2	2	0	1	0	1	0	4		
13	Tiffany Suarez	g	0-2	0-0	0-0	0	0	0	2	0	0	1	0	0	9		
23	Alyyah Huland El	g	4-9	2-4	0-0	1	1	2	3	10	1	1	0	0	20		
44	Sydney Umeri	g	0-1	0-0	0-0	1	4	5	1	0	1	2	0	0	20		
Team						0	2	2									
Totals			23-56	8-20	8-15	12	24	36	19	62	13	11	1	4	200		

FG % 1st Half: 12-29 41.4% 2nd half: 11-27 40.7% Game: 23-56 41.1%  
 3FG % 1st Half: 5-14 35.7% 2nd half: 3-6 50.0% Game: 8-20 40.0%  
 FT % 1st Half: 0-0 0.0% 2nd half: 8-15 53.3% Game: 8-15 53.3%

### Virginia Tech 47 • 9-6, 0-2 ACC

#	Player	Total			3-Ptr			Rebounds			PF	TP	A	TO	Blk	Stl	Min
		FG	FGA	FT	FTA	Off	Def	Tot									
02	Sidney Cook	f	2-8	0-0	2-3	0	2	2	2	6	1	3	0	0	28		
24	Tajiah Campbell	f	1-4	0-0	1-2	4	2	6	3	3	0	4	2	0	30		
05	Vanessa Campousis	g	4-15	1-5	1-2	1	4	5	2	10	0	2	0	0	38		
23	Rachel Camp	g	7-17	1-7	8-11	2	5	7	2	23	0	2	0	0	36		
33	Kelsey Conyers	g	1-3	1-2	2-2	1	3	4	2	5	3	1	0	2	32		
04	Hannah Young	g	0-2	0-1	0-0	1	1	2	1	0	2	0	0	0	12		
22	Lindsey Oblitely	g	0-0	0-0	0-0	0	1	1	3	0	0	1	0	0	9		
40	Dominique Powell	g	0-2	0-0	0-0	1	1	2	0	0	1	0	0	1	10		
45	Khadra Croker	g	0-1	0-0	0-0	0	2	2	1	0	0	0	0	0	5		
Team						3	3	6									
Totals			15-52	3-15	14-20	13	24	37	16	47	7	15	2	3	200		

FG % 1st Half: 8-28 28.6% 2nd half: 7-24 29.2% Game: 15-52 28.8%  
 3FG % 1st Half: 1-8 12.5% 2nd half: 2-7 28.6% Game: 3-15 20.0%  
 FT % 1st Half: 8-8 100.0% 2nd half: 6-12 50.0% Game: 14-20 70.0%

Officials: Kathleen Lynch, Joseph Vaszily, Dan Outlaw  
 Technical fouls: Virginia-None. Virginia Tech-None.  
 Attendance: 1225  
 Commonwealth Clash Game

Score by periods	1st	2nd	Total
Virginia	29	33	62
Virginia Tech	25	22	47

Points	In	Off	2nd	Fast	Bench
VA	16	15	4	10	7
VT	20	12	13	2	0

Last FG - VA 2nd-05:35, VT 2nd-01:02.  
 Largest lead - VA by 21 2nd-09:56, VT by 1 1st-16:31.  
 VA led for 39:02. VT led for 00:17. Game was tied for 00:41.

Score tied - 1 time.  
 Lead changed - 2 times.

## Official Basketball Box Score -- Game Totals -- Final Statistics Wake Forest vs Virginia 01/08/15 7 p.m. at JPJ Arena, Charlottesville, Va.

### Wake Forest 70 • 9-7, 0-2 ACC

#	Player	Total			3-Ptr			Rebounds			PF	TP	A	TO	Blk	Stl	Min
		FG	FGA	FT	FTA	Off	Def	Tot									
25	Dearica Hamby	f	12-18	0-2	3-5	2	4	6	3	27	2	2	0	0	39		
40	Nicole Floyd	f	4-10	0-3	0-2	1	2	3	2	8	3	3	0	0	25		
02	Amber Campbell	g	8-12	2-4	0-0	2	6	8	2	18	1	0	0	3	32		
03	Atajiah Taylor	g	0-6	0-0	0-0	1	4	5	3	0	5	5	1	3	35		
24	Kellia Atkinson	g	4-6	0-1	4-6	0	1	1	3	12	6	5	3	1	30		
04	Mykia Jones	g	0-0	0-0	0-0	0	1	1	0	0	0	2	0	1	4		
10	Taylor Gordon	g	1-4	0-2	0-0	1	3	4	2	2	1	2	0	1	16		
15	Milissa Calicott	g	0-0	0-0	0-0	0	0	0	0	0	0	1	0	0	4		
32	Milan Quinn	g	1-2	0-0	0-0	1	1	2	2	2	0	0	0	1	8		
42	Kandice Ball	g	0-0	0-0	1-2	1	0	1	1	1	2	0	0	0	7		
Team						3	3	6									
Totals			30-58	2-12	8-15	12	25	37	18	70	20	20	4	10	200		

FG % 1st Half: 14-31 45.2% 2nd half: 16-27 59.3% Game: 30-58 51.7%  
 3FG % 1st Half: 0-6 0.0% 2nd half: 2-6 33.3% Game: 2-12 16.7%  
 FT % 1st Half: 3-5 60.0% 2nd half: 5-10 50.0% Game: 8-15 53.3%

### Virginia 72 • 12-3, 2-0 ACC

#	Player	Total			3-Ptr			Rebounds			PF	TP	A	TO	Blk	Stl	Min
		FG	FGA	FT	FTA	Off	Def	Tot									
21	Lauren Moses	f	4-5	0-0	0-0	3	4	7	3	8	2	2	3	2	33		
42	Sarah Imovbioh	c	3-5	0-0	2-5	1	6	7	4	8	1	3	0	1	25		
01	Mikayla Venson	g	6-13	5-10	4-6	0	2	2	1	21	2	3	0	2	36		
12	Breyana Mason	g	3-8	2-3	4-4	1	1	2	1	12	3	1	0	1	37		
20	Faith Randolph	g	4-15</														

**Official Basketball Box Score -- Game Totals -- Final Statistics**  
**Boston College vs Virginia**  
**01/15/15 7 p.m. at JPJ Arena, Charlottesville, Va.**

**Boston College 56 • 8-9, 0-4 ACC**

#	Player	Total			3-Ptr			Rebounds			PF	TP	A	TO	Blk	Stl	Min
		FG-FGA	FG-FGA	FT-FTA	Off	Def	Tot	Off	Def	Tot							
25	Karima Gabriel	c	0-2	0-0	2-2	0	4	2	2	0	1	1	0	0	16		
00	Ashley Kelsick	c	2-7	0-2	0-0	2	2	4	4	4	1	5	1	2	22		
11	Nicole Boudreau	g	3-9	0-4	0-0	0	6	6	2	6	0	0	1	2	36		
22	Emilee Daley	g	2-6	1-1	2-2	1	1	2	2	7	0	4	1	0	20		
23	Kelly Hughes	g	6-15	2-6	0-1	1	5	6	3	14	2	1	0	1	35		
13	Alexa Coulombe	g	4-5	0-0	0-0	2	1	3	2	8	2	1	3	1	24		
15	Lauren Engeln	g	3-4	0-0	0-0	0	1	1	0	6	1	1	0	0	15		
20	Shayra Brown	g	0-0	0-0	1-2	0	1	1	0	1	0	1	0	0	4		
21	Martina Masetti	g	3-6	0-1	2-2	2	2	4	4	8	3	3	1	1	25		
44	Kat Cooper	g	0-2	0-1	0-0	0	0	0	0	0	0	0	0	0	3		
Team						2			2								
Totals			23-56	3-15	7-9	10	25	35	19	56	9	17	8	7	200		

FG % 1st Half: 13-27 48.1% 2nd half: 10-29 34.5% Game: 23-56 41.1%  
 3FG % 1st Half: 2-7 28.6% 2nd half: 1-8 12.5% Game: 3-15 20.0%  
 FT % 1st Half: 5-6 83.3% 2nd half: 2-3 66.7% Game: 7-9 77.8%

**Virginia 68 • 13-4, 3-1 ACC**

#	Player	Total			3-Ptr			Rebounds			PF	TP	A	TO	Blk	Stl	Min
		FG-FGA	FG-FGA	FT-FTA	Off	Def	Tot	Off	Def	Tot							
21	Lauren Moses	f	0-3	0-0	0-0	3	2	5	1	0	1	2	0	0	18		
02	Sarah Imovbioh	c	4-7	0-0	2-2	3	8	11	4	10	2	3	0	1	31		
01	Mikayla Venson	g	3-15	3-10	4-4	0	3	3	2	13	3	6	0	3	37		
12	Breyana Mason	g	4-9	4-5	0-0	0	2	2	0	12	7	1	0	2	38		
20	Faith Randolph	g	7-16	4-6	5-6	2	4	6	1	23	1	1	1	1	33		
03	Sarah Beth Barnette	g	3-5	2-3	0-0	0	1	1	3	8	2	1	2	0	15		
23	Aliyah Huland El	g	0-3	0-2	0-1	0	2	2	3	0	0	2	1	0	12		
44	Sydney Umeri	g	1-3	0-0	0-0	2	0	2	0	2	0	0	0	0	16		
Team						5			1								
Totals			22-61	13-26	11-13	15	23	38	14	68	16	16	4	7	200		

FG % 1st Half: 13-33 39.4% 2nd half: 9-28 32.1% Game: 22-61 36.1%  
 3FG % 1st Half: 10-16 62.5% 2nd half: 3-10 30.0% Game: 13-26 50.0%  
 FT % 1st Half: 2-2 100.0% 2nd half: 9-11 81.8% Game: 11-13 84.6%

Officials: Billy Smith, Dennis DeMayo, Fatou Cisoko-Stephens  
 Technical fouls: Boston College-None, Virginia-None.  
 Attendance: 3397

Score by periods	1st	2nd	Total
Boston College	33	23	56
Virginia	38	30	68

Last FG - BC 2nd-00:48, VA 2nd-00:53.  
 Largest lead - BC by 8 1st-08:42, VA by 14 2nd-07:31.  
 BC led for 13:37. VA led for 22:07. Game was tied for 04:15.

**Official Basketball Box Score -- Game Totals -- Final Statistics**  
**VIRGINIA vs LOUISVILLE**  
**1/18/15 3:04PM at KFC Yum! Center, Louisville, KY**

**VIRGINIA 55 • 13-5,3-2**

#	Player	Total			3-Ptr			Rebounds			PF	TP	A	TO	Blk	Stl	Min
		FG-FGA	FG-FGA	FT-FTA	Off	Def	Tot	Off	Def	Tot							
21	Lauren Moses	f	2-3	0-0	0-0	2	7	9	5	4	0	1	1	0	20		
42	Sarah Imovbioh	c	5-10	0-0	1-3	3	12	15	4	11	0	2	2	1	31		
01	Mikayla Venson	g	1-6	0-3	0-0	0	1	1	2	2	2	2	0	1	36		
12	Breyana Mason	g	5-13	0-1	1-3	0	2	2	3	11	1	3	0	0	38		
20	Faith Randolph	g	11-22	1-7	1-1	1	4	5	3	24	3	1	0	0	37		
03	Sarah Beth Barnette	g	0-0	0-0	0-0	0	1	1	1	0	0	1	1	1	5		
13	Tiffany Suarez	g	0-0	0-0	0-0	0	0	0	0	0	0	0	0	0	3		
23	Aliyah Huland El	g	0-1	0-0	1-2	0	0	0	2	1	0	0	0	0	5		
44	Sydney Umeri	g	1-1	0-0	0-0	0	2	2	4	2	0	0	2	0	25		
Team						0			0								
Totals			25-56	1-11	4-9	6	29	35	24	55	6	10	6	3	200		

FG % 1st Half: 13-30 43.3% 2nd half: 12-26 46.2% Game: 25-56 44.6%  
 3FG % 1st Half: 0-5 0.0% 2nd half: 1-6 16.7% Game: 1-11 9.1%  
 FT % 1st Half: 1-1 100.0% 2nd half: 3-8 37.5% Game: 4-9 44.4%

**LOUISVILLE 67 • 17-1,5-0**

#	Player	Total			3-Ptr			Rebounds			PF	TP	A	TO	Blk	Stl	Min
		FG-FGA	FG-FGA	FT-FTA	Off	Def	Tot	Off	Def	Tot							
00	HAMMOND, Sara	f	9-17	0-3	2-4	2	7	9	1	20	2	1	0	1	35		
02	HINES-ALLEN, Myisha	f	8-12	0-0	1-4	2	2	4	3	17	4	1	0	0	27		
04	MOORE, Mariya	f	3-5	0-2	4-5	0	2	2	3	10	5	1	0	1	28		
21	SMITH, Bria	g	1-4	0-0	1-4	2	4	6	4	3	4	0	1	1	28		
22	SCHIMMEL, Jude	g	2-10	0-3	1-3	0	4	4	0	5	3	1	0	1	37		
03	VALES, Sheronne	g	0-0	0-0	1-2	0	1	1	0	1	0	0	0	0	1		
11	CARTER, Arica	g	0-0	0-0	0-0	0	0	0	1	0	1	1	0	0	8		
12	DYER, Shawnta'	g	1-4	0-0	1-3	1	4	5	1	3	1	0	0	0	13		
15	DEINES, Megan	g	2-3	0-1	0-0	2	1	3	1	4	1	0	0	0	19		
32	HENDERSON, Emmonni	g	2-4	0-0	0-1	1	2	3	0	4	0	0	0	0	4		
Team						2			2								
Totals			28-59	0-9	11-26	12	27	39	14	67	21	5	1	4	200		

FG % 1st Half: 14-30 46.7% 2nd half: 14-29 48.3% Game: 28-59 47.5%  
 3FG % 1st Half: 0-5 0.0% 2nd half: 0-4 0.0% Game: 0-9 0.0%  
 FT % 1st Half: 4-11 36.4% 2nd half: 7-15 46.7% Game: 11-26 42.3%

Officials: Lawson Newton, Maj Forsberg, Pualani Spurlock  
 Technical fouls: VIRGINIA-None, LOUISVILLE-None.  
 Attendance: 11322

Score by periods	1st	2nd	Total
VIRGINIA	27	28	55
LOUISVILLE	32	35	67

Last FG - VA 2nd-00:19, LOU 2nd-00:27.  
 Largest lead - VA by 3 1st-18:05, LOU by 15 2nd-00:27.  
 VA led for 02:55. LOU led for 36:11. Game was tied for 00:54.

**Official Basketball Box Score -- Game Totals -- Final Statistics**  
**Virginia vs MIAMI**  
**01/21/15 7:00 p.m. at BankUnited Center | Coral Gables, Fla.**

**Virginia 58 • 13-6, 3-3 ACC**

#	Player	Total			3-Ptr			Rebounds			PF	TP	A	TO	Blk	Stl	Min
		FG-FGA	FG-FGA	FT-FTA	Off	Def	Tot	Off	Def	Tot							
21	Lauren Moses	f	2-4	0-0	0-1	1	4	5	5	4	0	2	0	0	20		
42	Sarah Imovbioh	c	3-5	0-0	8-12	3	5	8	2	14	2	1	1	1	35		
01	Mikayla Venson	g	4-8	2-4	1-2	0	1	1	4	11	2	2	0	0	29		
12	Breyana Mason	g	4-11	1-2	2-3	1	3	4	1	11	4	2	0	1	39		
20	Faith Randolph	g	5-15	2-4	2-2	0	3	3	4	14	3	4	0	2	36		
03	Sarah Beth Barnette	g	0-1	0-1	2-3	0	0	0	1	2	0	0	0	0	3		
23	Tiffany Suarez	g	0-2	0-0	0-0	0	2	2	1	0	0	1	0	0	9		
13	Aliyah Huland El	g	0-1	0-0	0-0	0	1	1	2	0	0	1	0	0	7		
44	Sydney Umeri	g	1-2	0-0	0-0	1	4	5	3	2	0	2	0	0	22		
Team						2			4								
Totals			19-49	5-11	15-23	8	27	35	23	58	11	16	1	4	200		

FG % 1st Half: 8-24 33.3% 2nd half: 11-25 44.0% Game: 19-49 38.8%  
 3FG % 1st Half: 2-5 40.0% 2nd half: 3-6 50.0% Game: 5-11 45.5%  
 FT % 1st Half: 9-13 69.2% 2nd half: 6-10 60.0% Game: 15-23 65.2%

**MIAMI 67 • 15-4, 5-1 ACC**

#	Player	Total			3-Ptr			Rebounds			PF	TP	A	TO	Blk	Stl	Min
		FG-FGA	FG-FGA	FT-FTA	Off	Def	Tot	Off	Def	Tot							
15	STERLING, Necole	f	1-7	0-2	0-0	1	0	1	4	2	0	1	0	0	18		
21	WILLIAMS, Jassany	f	1-7	0-0	2-2	3	6	9	5	4	0	0	1	0	23		
03	THOMAS, Jessica	g	6-10	2-4	4-4	0	0	0	2	18	2	1	0	4	25		
23	MOTLEY, Adrienne	g	4-11	0-3	0-0	2	1	3	2	8	2	1	0	0	31		
33	McGUIRE, Suriya	g	3-8	1-2	4-7	2	5	7	4	11	1	3	1	1	19		
00	HARRIS, Keyanna	g	0-0	0-0	0-0	0	0	0	0	0	0	0	0	0	1		
05	GREENE, Nigia	g	3-7	1-5	0-0	0	0	0	0	7	1	0	0	1	18		
10	WOODS, Michelle	g	5-9	0-3	2-4	0	1	1	2	12	5	1	0	0	25		
25	PRATHER, Khaila	g	1-2	0-0	0-0	1	5	6	1	2	1	2	0	0	23		
30	DAVENPORT, Erykah	g	1-3	0-0	1-2	3	6	9	3	3	0	1	1	0	17		
Team						4			4								
Totals																	

**Official Basketball Box Score -- Game Totals -- Final Statistics**  
**NC State vs Virginia**  
**01/29/15 7 p.m. at JPJ Arena, Charlottesville, Va.**

**NC State 63 • 12-9, 3-5 ACC**

#	Player	Total		3-Ptr	Rebounds			PF	TP	A	TO	Blk	Stl	Min
		FG-FGA	FG-FGA		FT-FTA	Off	Def							
11	Jennifer Mathurin	f	5-12	4-10	0-0	1	3	4	3	14	1	2	0	30
25	Carlee Schuhmacher	c	6-16	0-2	1-2	1	2	3	3	13	0	2	1	27
02	Len'Nique Brown	g	2-7	1-5	0-0	2	2	4	1	5	4	1	1	38
03	Miah Spencer	g	2-8	0-0	0-0	1	8	9	1	4	8	1	0	35
22	Dominique Wilson	g	7-16	1-7	3-3	0	4	4	2	18	2	3	0	37
04	Ashley Williams	g	0-2	0-0	0-0	0	0	0	0	0	1	0	0	10
05	Chelsea Nelson	g	3-4	0-0	1-2	0	1	1	2	7	0	1	0	13
10	Ashley Eli	g	1-1	0-0	0-0	0	2	2	0	2	0	0	0	10
Team						3	0	3						
Totals			26-66	6-26	5-7	8	22	30	12	63	16	10	2	8

FG % 1st Half: 15-33 45.5% 2nd half: 11-33 33.3% Game: 26-66 39.4% Deadball Rebounds 1,1  
 3FG % 1st Half: 2-12 16.7% 2nd half: 4-14 28.6% Game: 6-26 23.1%  
 FT % 1st Half: 3-4 75.0% 2nd half: 2-3 66.7% Game: 5-7 71.4%

**Virginia 71 • 14-7, 4-4 ACC**

#	Player	Total		3-Ptr	Rebounds			PF	TP	A	TO	Blk	Stl	Min
		FG-FGA	FG-FGA		FT-FTA	Off	Def							
21	Lauren Moses	f	2-4	0-0	2-2	2	5	7	1	6	0	4	2	22
42	Sarah Imovbioh	f	1-6	0-0	4-6	1	3	4	1	6	1	1	1	28
01	Mikayla Venson	g	7-8	6-6	2-3	0	2	2	2	22	2	2	1	30
12	Breyana Mason	g	3-8	1-1	2-2	0	4	4	0	9	3	1	0	33
20	Faith Randolph	g	6-12	3-5	2-2	0	8	8	3	17	5	3	0	35
03	Sarah Beth Barnette	g	1-3	0-1	0-0	1	2	3	2	2	0	0	0	14
13	Tiffany Suarez	g	1-1	0-0	0-0	0	0	0	0	2	0	1	0	5
23	Aliyah Huland El	g	1-4	1-2	2-2	0	1	1	0	5	0	3	1	17
44	Sydney Umeri	g	1-3	0-0	0-0	1	4	5	2	2	0	1	1	16
Team						0	4	4						
Totals			23-49	11-15	14-17	5	33	38	11	71	11	16	6	5

FG % 1st Half: 13-24 54.2% 2nd half: 10-25 40.0% Game: 23-49 46.9% Deadball Rebounds 1  
 3FG % 1st Half: 6-7 85.7% 2nd half: 5-8 62.5% Game: 11-15 73.3%  
 FT % 1st Half: 4-4 100.0 2nd half: 10-13 76.9% Game: 14-17 82.4%

Officials: Joe Cunningham, Joseph Vaszily, Angelica Suffren  
 Technical fouls: NC State-None. Virginia-None.  
 Attendance: 3092

Score by periods	1st	2nd	Total
NC State	35	28	63
Virginia	36	35	71

Last FG - ST 2nd-01:13, VA 2nd-00:52.  
 Largest lead - ST by 8 2nd-10:19, VA by 8 2nd-00:07.  
 ST led for 25:52. VA led for 09:11. Game was tied for 04:57.

	In	Off	2nd	Fast	Bench
Points	28	15	11	12	9
Paint	16	10	9	0	11

Score tied - 6 times.  
 Lead changed - 9 times.

**Official Basketball Box Score -- Game Totals -- Final Statistics**  
**Virginia vs Clemson**  
**02/01/15 2 p.m. at Clemson, S.C. (Littlejohn Coliseum)**

**Virginia 77 • 15-7, 5-4 ACC**

#	Player	Total		3-Ptr	Rebounds			PF	TP	A	TO	Blk	Stl	Min
		FG-FGA	FG-FGA		FT-FTA	Off	Def							
21	Lauren Moses	f	6-10	0-0	3-6	6	4	10	3	15	3	0	2	29
42	Sarah Imovbioh	c	6-10	0-0	3-3	4	9	13	3	15	3	1	2	32
01	Mikayla Venson	g	4-8	2-4	2-2	0	2	2	1	12	4	1	0	33
12	Breyana Mason	g	6-13	3-5	0-0	0	2	2	4	15	1	2	0	34
20	Faith Randolph	g	2-12	1-4	3-4	0	1	1	2	8	2	2	0	30
03	Sarah Beth Barnette	g	2-6	2-4	0-0	1	1	2	0	6	0	1	0	9
13	Tiffany Suarez	g	0-1	0-0	0-0	0	0	0	0	0	2	0	0	11
23	Aliyah Huland El	g	2-3	2-2	0-0	0	1	1	2	6	0	0	0	15
44	Sydney Umeri	g	0-0	0-0	0-0	1	0	1	5	0	1	0	0	7
Team						0	2	2						
Totals			28-63	10-19	11-15	12	22	34	20	77	16	7	4	6

FG % 1st Half: 18-29 62.1% 2nd half: 10-34 29.4% Game: 28-63 44.4% Deadball Rebounds 1  
 3FG % 1st Half: 9-14 64.3% 2nd half: 1-5 20.0% Game: 10-19 52.6%  
 FT % 1st Half: 2-2 100.0 2nd half: 9-13 69.2% Game: 11-15 73.3%

**Clemson 72 • 9-13, 1-8 ACC**

#	Player	Total		3-Ptr	Rebounds			PF	TP	A	TO	Blk	Stl	Min
		FG-FGA	FG-FGA		FT-FTA	Off	Def							
12	JOHNSON, MAKAYLA	f	1-1	0-0	2-2	1	0	1	4	4	0	0	0	11
14	MOSLEY, PAIGE	f	1-1	0-0	0-0	1	1	2	2	2	1	2	0	21
01	LEWIS, TIFFANY	g	6-15	5-13	2-2	0	3	3	0	19	1	1	0	34
02	LINDSAY, CHELSEA	g	4-10	2-5	1-2	3	5	8	1	11	6	2	0	37
21	DIXON, NIKKI	g	5-14	0-0	7-11	5	6	11	5	17	4	2	1	35
00	DAVENPORT, SHELBY	g	1-4	0-2	2-2	1	4	5	1	4	1	1	0	19
24	ATKISM, IVY	g	2-3	0-0	3-4	2	1	3	4	7	0	2	0	17
25	PERRY, CHA'NELLE	g	3-12	1-1	1-2	3	3	6	0	8	1	2	3	26
Team						3	3	6						
Totals			23-60	8-21	18-25	19	26	45	17	72	14	12	4	4

FG % 1st Half: 11-28 39.3% 2nd half: 12-32 37.5% Game: 23-60 38.3% Deadball Rebounds 3  
 3FG % 1st Half: 4-9 44.4% 2nd half: 4-12 33.3% Game: 8-21 38.1%  
 FT % 1st Half: 6-8 75.0% 2nd half: 12-17 70.6% Game: 18-25 72.0%

Officials: Dee Kantner, Edward Sidlasky, Geraldine Smith  
 Technical fouls: Virginia-None. Clemson-None.  
 Attendance: 902

Score by periods	1st	2nd	Total
Virginia	47	30	77
Clemson	32	40	72

Last FG - VA 2nd-01:47, CU 2nd-03:23.  
 Largest lead - VA by 19 2nd-17:41, CU by 4 1st-17:47.  
 VA led for 33:55. CU led for 03:46. Game was tied for 02:10.

	In	Off	2nd	Fast	Bench
Points	24	6	12	6	12
Paint	24	8	21	4	19

Score tied - 2 times.  
 Lead changed - 7 times.

# 2014-15 VIRGINIA SEASON RESULTS & LEADERS

<b>RECORD:</b>	<b>OVERALL</b>	<b>HOME</b>	<b>AWAY</b>	<b>NEUTRAL</b>
<b>ALL GAMES</b>	15-7	11-2	4-4	0-1
<b>CONFERENCE</b>	5-4	3-1	2-3	0-0
<b>NON-CONFERENCE</b>	10-3	8-1	2-1	0-1

UVa.										
Date	Rank	Opponent	Score	W/L	Rec.	ACC	Attend.	High Scorer	High Reb.	Opp. High Scr
11/14		OHIO STATE	87-82	W	1-0	0-0	3358	Randolph 25	Imovbioh 24	Mitchell 26
11/16		RADFORD	75-47	W	2-0	0-0	3172	Imovbioh 14	Imovbioh 9	White 14
11/20	NR/RV	at Xavier	71-62	W	3-0	0-0	714	Randolph 26	Imovbioh 13	Gaffney 15
11/23	NR/RV	AUBURN	66-51	W	4-0	0-0	3526	Imovbioh 21	Imovbioh 13	Montgomery 24
11/28	NR/RV	vs Toledo	64-62	L	4-1	0-0	436	Randolph 21	Imovbioh 9	Zanoguera 24
11/30	NR/RV	at FIU	74-61	W	5-1	0-0	305	FR/SI 16	Imovbioh 10	Pound 18
12/03		at Illinois	86-63	L	5-2	0-0	1253	Randolph 16	Moses 13	Grant 16
12/06		DELAWARE ST	100-62	W	6-2	0-0	2998	Venson 22	Barnette 11	Aldridge 17
12/16		LONGWOOD	91-49	W	7-2	0-0	2841	Imovbioh 25	Imovbioh 15	Williams 18
12/19		SAINT MARYS	62-49	W	8-2	0-0	2950	Randolph 20	FR/SI 5	HH/LN 16
12/21		HOWARD	74-53	W	9-2	0-0	3014	Randolph 26	Imovbioh 10	Brown 15
12/28		DAVIDSON	67-57	L	9-3	0-0	3392	Imovbioh 21	Imovbioh 19	Early 24
12/29		DREXEL	72-66	W	10-3	0-0	3031	Imovbioh 19	Imovbioh 9	Curran 15
01/04		at Virginia Tech	62-47	W	11-3	1-0	1225	Mason 16	Imovbioh 11	Camp 23
01/08		WAKE FOREST	72-70	W	12-3	2-0	3034	Venson 21	FR, LM, SI 7	Hamby 27
01/11		at No. 21 Syracuse	70-58	L	12-4	2-1	708	Randolph 24	Moses 13	Peterson 16
01/15		BOSTON COLLEGE	68-56	W	13-4	3-1	3397	Randolph 23	Imovbioh 11	Hughes 14
01/18		at No. 4 Louisville	67-57	L	13-5	3-2	11322	Randolph 24	Imovbioh 15	Hammond 20
01/21		at Miami	67-58	L	13-6	3-3	1406	FR/SI 14	Imovbioh 8	Thomas 18
01/25		GEORGIA TECH	68-62	L	13-7	3-4	3975	Randolph 23	SI/FR 7	Davis 31
01/29		NC STATE	71-63	W	14-7	4-4	3092	Venson 22	Randolph 8	Wilson 18
02/01		at Clemson	77-72	W	15-7	5-4	902	LM/SI/BM 15	Imovbioh 13	Lewis 19

**2014-15 POINTS-REBS-ASSISTS**

<b>OPPONENT</b>	<b>ALLEN</b>	<b>BARNETTE</b>	<b>HULAND EL</b>	<b>IMOV BIOH</b>	<b>MASON</b>
OHIO STATE	DNP	0-2-1	5-1-1	<b>18-24-0</b>	<b>22-0-6</b>
RADFORD	0-0-0	3-4-0	7-5-1	<b>14-9-0</b>	<b>11-3-5</b>
at Xavier	DNP	0-1-0	4-2-0	<b>18-13-1</b>	<b>6-2-6</b>
AUBURN	DNP	3-6-2	2-2-1	<b>21-13-2</b>	<b>8-2-4</b>
vs. Toledo	DNP	0-1-0	3-2-0	<b>9-9-2</b>	<b>0-3-3</b>
vs. FIU	DNP	0-0-0	8-3-1	<b>16-10-1</b>	<b>11-0-2</b>
at Illinois	DNP	0-0-0	3-3-0	<b>10-8-0</b>	<b>6-4-3</b>
DELAWARE ST	2-1-0	9-11-5	10-3-2	<b>10-9-1</b>	<b>16-3-7</b>
LONGWOOD	0-1-0	2-5-1	11-2-4	<b>25-15-0</b>	<b>10-3-4</b>
ST. MARY'S	DNP	0-4-0	5-0-1	<b>6-5-0</b>	<b>7-1-2</b>
HOWARD	DNP	3-1-0	2-0-0	<b>21-10-0</b>	<b>3-3-3</b>
DAVIDSON	DNP	5-2-0	7-1-1	<b>21-19-1</b>	<b>4-2-2</b>
DREXEL	DNP	6-2-2	4-2-4	<b>19-9-3</b>	<b>11-4-3</b>
at Virginia Tech	DNP	0-2-1	10-2-1	<b>9-11-1</b>	<b>16-1-1</b>
WAKE FOREST	DNP	0-1-0	12-3-1	<b>8-7-1</b>	<b>12-2-3</b>
at Syracuse	DNP	0-0-0	7-2-3	<b>14-9-1</b>	<b>2-4-2</b>
BOSTON COLLEGE	DNP	8-1-2	0-2-0	<b>10-11-2</b>	<b>12-2-7</b>
at Louisville	DNP	0-1-0	1-0-0	<b>11-15-0</b>	<b>11-2-1</b>
at Miami	DNP	2-0-0	0-1-0	<b>14-8-2</b>	<b>11-4-4</b>
GEORGIA TECH	DNP	0-2-0	7-1-1	<b>5-7-1</b>	<b>14-3-5</b>
NC STATE	DNP	2-3-0	5-1-0	<b>6-4-1</b>	<b>9-4-3</b>
at Clemson	DNP	6-2-0	6-1-0	<b>15-13-3</b>	<b>15-2-1</b>
at Notre Dame					
DUKE					
FLORIDA ST					
at Pitt					
VIRGINIA TECH					
at UNC					
LOUISVILLE					

<b>OPPONENT</b>	<b>MOSES</b>	<b>RANDOLPH</b>	<b>SUAREZ</b>	<b>UMERI</b>	<b>VENSON</b>
OHIO STATE	<b>4-7-0</b>	<b>25-6-5</b>	0-0-1	2-3-0	<b>11-1-3</b>
RADFORD	<b>7-5-0</b>	<b>11-4-0</b>	6-0-1	4-1-1	<b>12-3-1</b>
at Xavier	<b>8-6-1</b>	<b>26-4-0</b>	2-0-0	2-8-1	<b>5-6-5</b>
AUBURN	<b>3-5-1</b>	<b>18-5-0</b>	1-0-0	0-0-0	<b>10-3-1</b>
vs. Toledo	<b>14-8-0</b>	<b>21-2-2</b>	0-2-1	6-3-1	<b>9-1-4</b>
vs. FIU	<b>7-4-2</b>	<b>16-1-1</b>	0-0-1	4-0-0	<b>12-2-2</b>
at Illinois	<b>5-13-0</b>	<b>16-2-3</b>	2-2-2	10-8-0	<b>11-0-1</b>
DELAWARE ST	<b>6-6-2</b>	<b>15-1-1</b>	4-1-2	6-2-1	<b>22-2-2</b>
LONGWOOD	<b>10-2-3</b>	<b>14-2-1</b>	8-1-1	0-1-0	<b>11-1-4</b>
ST. MARY'S	<b>4-4-0</b>	<b>20-5-4</b>	0-1-0	6-3-2	<b>14-1-4</b>
HOWARD	<b>5-6-2</b>	<b>26-7-3</b>	0-5-0	4-5-2	<b>10-1-4</b>
DAVIDSON	<b>2-3-1</b>	<b>15-1-2</b>	0-0-0	2-3-1	<b>1-3-1</b>
DREXEL	<b>2-3-0</b>	<b>21-3-1</b>	0-0-0	2-1-0	<b>16-7-1</b>
at Virginia Tech	<b>5-8-3</b>	<b>9-5-4</b>	0-0-0	0-5-0	<b>13-0-2</b>
WAKE FOREST	<b>8-7-2</b>	<b>11-7-1</b>	DNP	0-1-0	<b>21-2-2</b>
at Syracuse	<b>2-13-1</b>	<b>24-2-2</b>	DNP	0-0-0	<b>9-1-3</b>
BOSTON COLLEGE	<b>0-5-1</b>	<b>23-6-1</b>	DNP	2-2-0	<b>13-3-3</b>
at Louisville	<b>4-9-0</b>	<b>24-5-3</b>	0-0-0	2-2-0	<b>2-1-2</b>
at Miami	<b>4-5-0</b>	<b>14-3-3</b>	0-2-0	2-5-0	<b>11-1-2</b>
GEORGIA TECH	<b>4-6-1</b>	<b>23-7-2</b>	DNP	2-3-1	<b>7-2-2</b>
NC STATE	<b>6-7-0</b>	<b>17-8-5</b>	2-0-0	2-5-0	<b>22-2-2</b>
at Clemson	<b>15-10-3</b>	<b>8-1-2</b>	0-0-2	0-1-1	<b>12-2-4</b>
at Notre Dame					
DUKE					
FLORIDA ST					
at Pitt					
VIRGINIA TECH					
at UNC					
LOUISVILLE					





# GAME-BY-GAME STAT COMPARISONS

	Field Goal %		3-Point FG %		Free Throw Pct.		Rebounds	Turnovers
	Virginia	Opponent	Virginia	Opponent	Virginia	Opponent	UVa-Opp	UVa-Opp
OHIO STATE	31-76 (.408)	29-74 (.392)	10-26 (.385)	11-30 (.367)	15-19 (.789)	13-16 (.813)	51-40 (+11)	10-9
RADFORD	30-66 (.455)	16-54 (.296)	2-14 (.143)	1-18 (.056)	13-20 (.650)	14-20 (.700)	38-43 (-5)	5-20
at Xavier	29-62 (.468)	22-62 (.355)	3-7 (.429)	8-25 (.320)	10-12 (.833)	10-13 (.769)	44-33 (+11)	15-13
AUBURN	23-46 (.500)	20-62 (.323)	7-10 (.700)	8-20 (.400)	13-20 (.650)	3-12 (.250)	39-32 (+7)	17-15
vs Toledo	24-60 (.400)	22-46 (.478)	7-20 (.350)	7-22 (.318)	7-11 (.636)	13-19 (.684)	35-30 (+5)	9-12
at FIU	32-62 (.516)	22-46 (.478)	2-10 (.200)	6-11 (.545)	8-11 (.727)	11-15 (.733)	21-36 (-15)	7-25
at Illinois	21-56 (.375)	33-60 (.550)	4-14 (.286)	8-21 (.381)	17-26 (.654)	12-21 (.571)	42-29 (+13)	18-11
DELAWARE ST	38-71 (.535)	21-58 (.362)	8-18 (.444)	6-14 (.429)	16-25 (.640)	14-16 (.875)	45-34 (+11)	8-17
LONGWOOD	38-68 (.559)	18-57 (.316)	2-13 (.154)	7-25 (.280)	13-20 (.650)	6-9 (.667)	38-33 (+5)	6-20
SAINT MARYS	22-56 (.393)	16-46 (.348)	6-18 (.333)	2-10 (.200)	12-14 (.857)	15-21 (.714)	28-38 (-10)	14-23
HOWARD	27-59 (.458)	21-71 (.296)	4-14 (.286)	2-28 (.071)	16-23 (.696)	9-11 (.818)	46-40 (+6)	25-24
DAVIDSON	20-64 (.313)	25-55 (.455)	5-23 (.217)	11-23 (.478)	12-15 (.800)	6-8 (.750)	41-37 (+4)	15-18
DREXEL	21-48 (.438)	24-54 (.444)	7-19 (.368)	5-14 (.357)	23-30 (.767)	13-16 (.813)	38-25 (+13)	17-12
at Va Tech	23-56 (.411)	15-52 (.288)	8-20 (.400)	3-15 (.200)	8-15 (.533)	14-20 (.700)	36-37 (-1)	11-15
WAKE	24-60 (.400)	30-58 (.517)	10-26 (.385)	2-12 (.167)	14-19 (.737)	8-15 (.533)	34-37 (-3)	17-20
at Syracuse	23-66 (.348)	26-55 (.473)	7-22 (.318)	12-27 (.444)	5-8 (.625)	6-8 (.750)	40-36 (+4)	22-21
BC	22-61 (.361)	23-56 (.411)	13-26 (.500)	3-15 (.200)	11-13 (.846)	7-9 (.778)	38-35 (+3)	16-17
at Louisville	25-56 (.446)	28-59 (.475)	1-11 (.091)	0-9 (.000)	4-9 (.444)	11-26 (.423)	35-39 (-4)	10-5
at Miami	19-49 (.388)	25-64 (.391)	5-11 (.455)	4-19 (.211)	15-23 (.652)	13-19 (.684)	35-40 (-5)	16-11
GEORGIA TECH	28-63 (.444)	26-65 (.400)	3-15 (.200)	2-15 (.133)	3-7 (.429)	14-14 (1.000)	35-40 (-5)	13-13
NC STATE	23-59 (.469)	26-66 (.394)	11-15 (.733)	6-26 (.394)	14-17 (.824)	5-7 (.714)	38-30 (+8)	16-10
at Clemson	28-63 (.444)	23-60 (.383)	10-19 (.526)	8-21 (.381)	11-15 (.733)	18-25 (.720)	34-45 (-11)	7-12



MISCELLANEOUS STATS

VIRGINIA

OPPONENT

Table with 2 columns: VIRGINIA and OPPONENT. Rows include Bench Points, FG Percentage- Home, FG Percentage- Road, FG Percentage- Neutral, Most Points- Half, Fewest Points- Half, Largest Halftime Lead, and Largest Halftime Deficit.

VIRGINIA'S RECORD WHEN

Table with 2 columns: Record description and Count. Rows include Game decided by 10 pts or less, Leading at halftime, Trailing at halftime, Tied at halftime, Went into overtime, Leading by 10 or more points, Shot FG 50% or better, Shot FG less than 50%, Shot FG less than 40%, Shot FG 40% or better, Holding opponent under 60 pts, Scoring 30-39 points, Scoring 40-49 points, Scoring 50-59 points, Scoring 60-69 points, Scoring 70-79 points, Scoring 80-89 points, Scoring 90-100 points, Outrebounding opponent, Being outrebounded, Tied in rebounding, Have fewer TOs than opponent, Committing 15 or less TOs, Start #1, 12, 20, 21, 42, Playing a ranked opponent, Playing a top-10 ranked opponent, Playing on television, Playing on ESPN3/Fox Go only.

SCORING BENCHMARKS

GAMES WITH 20 OR MORE POINTS IN 14-15

Table with 2 columns: Player Name and Count. Rows include Faith Randolph, Sarah Imovbioh, Mikayla Venson, Breyana Mason.

GAMES WITH 10 OR MORE POINTS IN 14-15

Table with 2 columns: Player Name and Count. Rows include Faith Randolph, Sarah Imovbioh, Mikayla Venson, Breyana Mason, Aliyah Huland El, Lauren Moses, Sydney Umeri.

GAMES WITH 10 OR MORE REBOUNDS IN 14-15

Table with 2 columns: Player Name and Count. Rows include Sarah Imovbioh, Lauren Moses, Sarah Beth Barnette.

GAMES WITH 20 OR MORE REBOUNDS IN 14-15

Table with 2 columns: Player Name and Count. Row includes Sarah Imovbioh.

DOUBLE DOUBLES IN 14-15

Table with 2 columns: Player Name and Count. Rows include Sarah Imovbioh, Lauren Moses.

# THE LAST TIME

## VIRGINIA INDIVIDUALS

- **Two UVa players with double-doubles in the same game:** at Clemson 2/01/15 (Moses 15-10, Imovbioh 15-13)
- **Four players in double figures:** at Clemson 2/01/15 (Moses 15, Imovbioh 15, Mason 15, Venson 12)
- **Five players in double figures:** vs Longwood 12/16/14 (Imovbioh 25, Randolph 14, Huland El 11, Venson 11, Moses 10, Mason 10)
- **Six players in double figures:** vs Longwood 12/16/14 (Imovbioh 25, Randolph 14, Huland El 11, Venson 11, Moses 10, Mason 10)
- **Scored 20-24 points:** 22, Venson vs NC State (1/29/15)
- **Scored 25-29 points:** 26, Randolph vs Howard 12/21/14
- **Scored 30-39 points:** 34, Monica Wright vs. Green Bay, 03/21/10
- **Scored 40-49 points:** \*\*48, Mimi Kennedy at North Carolina, 01/15/98
- **A non-starter scored 20 or more points:** 24, Faith Randolph vs North Carolina 2/20/14
- **Two or more Hoos scored 20 or more points in the same game:** vs Howard 12/21/14 (Randolph 26, Imovbioh 21)
- **Perfect from the field (5 attempts):** 8-8, Jazmin Pitts vs Radford
- **Perfect at FT line (10 attempts):** 11-11, Monica Wright vs North Carolina, 02/15/10
- **Perfect at FT line (9 attempts):** 9-9, Faith Randolph vs North Carolina (2/20/14)
- **Perfect at FT line (8 attempts):** 8-8, Faith Randolph vs Saint Marys 12/19/14
- **Had 20 Free throw attempts:** \*\*20, Brandi Teamer at Wake Forest, 01/6/05
- **Had 15 rebounds:** 19, Sarah Imovbioh vs Davidson 12/28/14
- **Had 20 rebounds:** 24, Sarah Imovbioh vs Ohio State 11/14/14
- **Had 10 assists:** 11, Sharneé Zoll vs. Georgia Tech, 03/2/08
- **Had 6 steals:** 6, Kelsey Wolfe at Miami, 01/06/13
- **Blocked 5 shots:** 5, Jocelyn Logan-Friend at North Carolina, 02/24/05

## VIRGINIA TEAM

- **UVa ranked in AP Top 25:** #22, 11/21/12
- **UVa ranked USA Today Top 25:** #22, 3/8/10
- **Played AP No. 1 team:** #1 Duke, L 79-58, 3/2/07
- **Defeated AP No. 1 team:** #1 Maryland, 75-74, 2/11/92
- **Defeated AP Top 10 team:** #6 Maryland, 86-72, 1/23/14
- **Defeated AP Top 25 team:** #6 Maryland, 86-72, 1/23/14

## FIELD GOAL SHOOTING

- **Shot 50 percent:** .559 (38-68) vs Longwood 12/16/14
- **Shot 60 percent:** .623 (33-53) vs Georgia Tech, 03/02/08
- **Shot 70 percent:** \*\*.700 (42-60) at Wake Forest, 1/07/87
- **Made 30-39 field goals:** 38 vs Longwood 12/16/14
- **Made 40-49 field goals:** 42 vs Wake Forest, 01/7/87
- **Made 50 field goals:** \*\*54 vs Cleveland State, 11/29/95
- **Attempted 60-69 FG:** 63 at Clemson, 2/01/15
- **Attempted 70-79 FG:** 71 vs Delaware St, 12/6/14
- **Attempted 80 FG:** 85 at NC State, 02/10/11

## THREE-POINT SHOOTING

- **Shot 50 percent:** .526 (10-19) at Clemson 2/01/15
- **Shot 60 percent:** .700 (7-10) vs Auburn, 11/23/14
- **Shot 70 percent:** .700 (7-10) vs Auburn, 11/23/14
- **Shot 80 percent:** .857 (6-7) vs St. John's, 03/19/88
- **Made 10 three-pt. field goals:** 10 at Clemson 2/01/15
- **Attempted 20 three-pt. FG:** 26 (made 13) vs BC 1/15/15

## FREE THROW SHOOTING

- **Shot 80 percent:** .824 (14-17) vs NC State, 01/29/15
- **Shot 90 percent:** .909 (20-22) vs. Maryland, 01/23/14
- **Shot 100 percent:** 6-6 vs. Duke, 02/8/13
- **Made 20-29 free throws:** 20 vs. Maryland 01/23/14
- **Made 30-39 free throws:** 30 vs. North Carolina, 02/20/14
- **Attempted 30-39 FT:** 38 vs. North Carolina, 02/20/14
- **Attempted 40-49 FT:** 44 vs. Indiana, 11/26/09
- **Attempted 50+ FT:** \*\*54 at Wake Forest, 01/6/05

## SCORING

- **Scored 80 points:** 91 vs Longwood 12/16/14
- **Scored 90 points:** 91 vs Longwood 12/16/14
- **Scored 100 points:** 100 vs Delaware St, 12/6/14

## REBOUNDING

- **Had 50 rebounds:** 51 vs Ohio State 11/14/14
- **Had 60 rebounds:** 63 at Alabama, 12/21/12
- **Had 70 rebounds:** \*\*77 vs. Rider, 12/19/96

## ASSISTS

- **Had 20 assists:** 23 vs Delaware St, 12/6/14
- **Had 30 assists:** \*\*37 vs. Cleveland State, 11/29/95

## STEALS

- **Had 15 steals:** 18 vs Davidson 12/28/14
- **Had 20 steals:** 22 vs UMES, 12/17/13
- **Had 25 steals:** 26 vs. Clemson, 02/12/12
- **UVa forced 30 turnovers:** 35 vs. UMES, 12/17/13
- **UVa committed 30 turnovers:** 32 at Alabama, 12/21/12

## MISCELLANEOUS

- **UVa in OT:** L, 79-72 vs Tulane, 12/20/13
- **UVa in 2OT:** L, 73-70 at Alabama, 12/21/12
- **UVa in 3OT:** W, 105-100 at North Carolina, 01/15/98
- **UVa shot 60% from the floor in first half:** .621 (18-29) at Clemson 2/01/15
- **UVa shot 60% from the floor in second half:** .639 (23-36) vs Longwood 12/16/14
- **UVa shot less than 20% from floor first half:** .192 (5-26) at Maryland, 12/06/12
- **UVa shot less than 30% from floor first half:** .256 (10-39) at Syracuse, 01/11/15
- **UVa shot less than 30% from floor 2nd half:** .294 (10-34) at Clemson 2/01/15
- **UVa scored less than 15 points in first half:** 13 at Florida State, 01/8/06
- **UVa held opp to less than 15 points first half:** 14 vs. Virginia Tech, 01/03/13
- **UVa held opp to less than 10 points first half:** 6 vs. Norfolk State, 12/28/12
- **UVa held opponent to less than 30 points:** 23 vs. Norfolk State, 12/28/12
- **UVa failed to make at least one three-pointer:** 0-10 vs. Kansas State, 11/29/13
- **Opponent failed to make at least one three-pointer:** 0-9 at Louisville, 01/18/15

\*\*school record



# 2014-15 HIGHS/LOWS

## VIRGINIA HIGHS

Points . . . . . 100 vs Delaware State 12/06/14  
 FG Made . . . . . 38 (2x) last vs Longwood 12/16/14  
 FG Attempts . . . . . 76 vs Ohio State 11/14/14  
 FG % . . . . . .559 (38-68) vs Longwood 12/16/14  
 3FG Made . . . . . 13 vs Boston College 01/15/15  
 3FG Attempts . . . . . 26 (3x) last vs BC 01/15/15  
 3FG % . . . . . .733 (11-15) vs NC State 1/29/15  
 Free Throws Made . . . . . 23 vs Drexel 12/29/14  
 Free Throw Attempts . . . . . 30 vs Drexel 12/29/14  
 Free Throw % . . . . . .857 (12-14) vs Saint Marys 12/19/14  
 Rebounds . . . . . 51 vs Ohio State 11/14/14  
 Assists . . . . . 23 vs Delaware State 12/06/14  
 Steals . . . . . 16 vs Howard 12/21/14  
 Blocked Shots . . . . . 8 vs Longwood 12/16/14  
 Turnovers . . . . . 25 vs Howard 12/21/14  
 Fouls . . . . . 24 at Louisville 01/18/15

## OPPONENT HIGHS

86 at Illinois 12/03/14  
 33 at Illinois 12/03/14  
 74 vs Ohio State 11/14/14  
 .550 (33-60) at Illinois 12/03/14  
 12 at Syracuse 01/11/15  
 30 vs Ohio State 11/14/14  
 .545 (6-11) at FIU 11/30/14  
 18 at Clemson 2/01/15  
 25 at Clemson 2/01/15  
 .875 (14-16) vs Delaware State 12/06/14  
 45 at Clemson 2/01/15  
 21 at Louisville 01/18/15  
 17 vs Howard 12/21/14  
 8 vs Boston College 01/15/15  
 25 at FIU 11/30/14  
 25 vs Drexel 12/29/14

## VIRGINIA LOWS

Points . . . . . 55 at Louisville 01/18/15  
 FG Made . . . . . 19 at Miami 01/21/15  
 FG Attempts . . . . . 46 vs Auburn 11/23/14  
 FG % . . . . . .313 (20-64) vs Davidson 12/28/14  
 3FG Made . . . . . 1 at Louisville 01/18/15  
 3FG Attempts . . . . . 7 at Xavier 11/20/14  
 3FG % . . . . . .091 (1-11) at Louisville 01/18/15  
 Free Throws Made . . . . . 3 vs Georgia Tech 01/25/15  
 Free Throw Attempts . . . . . 7 vs Georgia Tech 01/25/15  
 Free Throw % . . . . . .429 vs Georgia Tech 01/25/15  
 Rebounds . . . . . 21 at FIU 11/30/14  
 Assists . . . . . 9 (3x) last vs Davidson 12/28/14  
 Steals . . . . . 1 vs Toledo 11/28/14  
 Blocked Shots . . . . . 0 vs Toledo 11/28/14  
 Turnovers . . . . . 5 vs Radford 11/16/14  
 Fouls . . . . . 11 vs Howard 12/21/14

## OPPONENT LOWS

.47 (2x) last at Virginia Tech 01/04/15  
 15 at Virginia Tech 01/04/15  
 46 (3x)  
 .296 (2x) last vs Howard 12/21/14  
 0 at Louisville 01/18/15  
 9 at Louisville 01/18/15  
 .000 (0-9) at Louisville 01/18/15  
 3 vs Auburn 11/23/14  
 8 vs Davidson 12/28/14  
 .250 (3-12) vs Auburn 11/23/14  
 25 vs Drexel 12/29/14  
 7 (3x) last vs Radford 11/16/14  
 0 vs Radford 11/16/14  
 0 vs Toledo 11/28/14  
 5 vs Louisville 01/18/15  
 14 (3x) last at Louisville 01/18/15

## VIRGINIA INDIVIDUAL HIGHS

Points . . . . . 26 (2x) Randolph last vs Howard 12/21/14  
 FG Made . . . . . 11 (2x) last FR at Louisville 01/18/15  
 FG Attempts . . . . . 22 Randolph (3x) last at Lvllle  
 FG % . . . . . 8-10 Venson vs Delaware State 12/06/14  
 3FG Made . . . . . 6 Venson vs NC State 1/29/15  
 3FG Attempts . . . . . 10 (3x) last Venson vs BC 1/15/15  
 3FG Percentage . . . . . 6-6 Venson vs NC State 1/29/15  
 FT Made . . . . . 8 Randolph at Xavier 11/20/14  
 FT Attempts . . . . . 11 Imovbioh at Illinois 12/03/14  
 FT Percentage . . . . . 8-8 Randolph (2x) last vs SMC  
 Rebounds . . . . . 24 Imovbioh vs Ohio State 11/14/14  
 Assists . . . . . 7 Mason (2x) last vs BC 01/15/15  
 Steals . . . . . 5 (2x)  
 Blocked Shots . . . . . 3 (4x)  
 Turnovers . . . . . 6 Venson vs BC 01/15/15

## OPPONENT INDIVIDUAL HIGHS

31 Davis vs Georgia Tech 01/25/15  
 12 (2x) last Davis vs Georgia Tech 01/25/15  
 29 Davis vs Georgia Tech 01/25/15  
 7-9 Grant at Illinois 12/03/14  
 6 Montgomery vs Auburn 11/23/14  
 13 Lewis at Clemson 2/01/15  
 4-6 Simmons at Illinois 12/03/14  
 7 (2x) last Dixon at Clemson 2/01/15  
 11 Dixon at Clemson 2/01/15  
 7-8 Gaffney at Radford 11/20/14  
 6-6 Zanoguera vs Toledo 11/28/14  
 11 O'Neil and Rogers vs Georgia Tech 01/25/15  
 10 Zanoguera vs Toledo 11/23/14  
 4 (3x) last Thomas at Miami 01/21/15  
 3 (4x)  
 9 Heslip vs Howard 12/21/14


**1**
**MIKAYLA  
VENSON**

 Guard • Freshman  
5-7  
Arlington, Va.  
Yorktown High School

**2**
**JAE'LISA  
ALLEN**

 Forward • Freshman  
6-2  
White Hall High School  
Pine Bluff, Ark.


**3**
**SARAH BETH  
BARNETTE**

 Forward • Senior  
6-2  
Lexington Christian Acad./  
Univ. of Kentucky  
Lexington, Ky.

**10**
**J'KYRA  
BROWN**

 Guard • Sophomore  
5-11  
Rocky Mount High School  
Rocky Mount, N.C.

**12**
**BREYANA  
MASON**


 Guard • Sophomore  
5-8  
Forest Park High School  
Woodbridge, Va.

**13**
**TIFFANY  
SUAREZ**

 Guard • Sophomore  
5-11  
Our Lady of Lourdes  
Miami, Fla.

**15**
**JARYN  
GARNER**

 Guard • Junior  
5-7  
Germantown Academy  
Sewell, N.J.

**20**
**FAITH  
RANDOLPH**


 Guard • Junior  
5-10  
Our Lady of Good Counsel  
Derwood, Md.

**21**
**LAUREN  
MOSES**

 Forward • Freshman  
6-2  
Mount Holly, N.J.  
Rancocas

**23**
**ALIYAH  
HULAND EL**

 Guard • Freshman  
6-1  
Randolph High School  
Randolph, N.J.

**42**
**SARAH  
IMOVBIOH**

 Forward • Senior  
6-2  
St. Anne's-Belfield (Va.)  
Abuja, Nigeria

**44**
**SYDNEY  
UMERI**

 Forward • Sophomore  
6-1  
The Lovett School  
Acworth, Ga.

**JOANNE  
BOYLE**

 Head Coach  
Fourth Season

**KIM  
MCNEILL**

 Associate Head Coach  
Fourth Season

**LA'KESHIA  
FRETT MEREDITH**

 Assistant Coach  
Second Season

**CORY  
MCNEILL**

 Assistant Coach  
Fourth Season

**SARAH  
HOLSINGER**

 Asst. AD/Operations  
Fourth Season