



# VIRGINIA

## 2014-15 VIRGINIA CAVALIER WOMEN'S BASKETBALL GAME NOTES

### Schedule/Results

Nov. 14	OHIO STATE	W, 87-82
Nov. 16	RADFORD	W, 75-47
Nov. 20	at Xavier	W, 71-62
Nov. 23	AUBURN	W, 66-51
Nov. 28	vs. Toledo%	L, 64-62
Nov. 30	vs. FIU	W, 74-61
Dec. 03	at Illinois	L, 86-63
Dec. 06	DELAWARE STATE	2 pm
Dec. 16	LONGWOOD	7 pm
Dec. 19	ST. MARY'S	7 pm
Dec. 21	HOWARD	6 pm
Dec. 28	Drexel vs Miami (OH)\$	12 pm
	DAVIDSON \$	2:30 pm
Dec. 29	Miami (OH) vs Davidson \$	4:30 pm
	DREXEL \$	7 pm
Jan. 04	at Virginia Tech*	2 pm
Jan. 08	WAKE FOREST*	7 pm
Jan. 11	at Syracuse*	1 pm
Jan. 15	BOSTON COLLEGE*	7 pm
Jan. 18	at Louisville*	3 pm
Jan. 21	at Miami*	7 pm
Jan. 25	GEORGIA TECH*	2 pm
Jan. 29	NC STATE*	7 pm
Feb. 01	at Clemson*	2 pm
Feb. 05	at Notre Dame*	7 pm
Feb. 12	DUKE*	7 pm
Feb. 15	FLORIDA STATE*	1 pm
Feb. 19	at Pittsburgh*	7 pm
Feb. 22	VIRGINIA TECH*	1 pm
Feb. 26	at North Carolina*	7 pm
Mar. 01	LOUISVILLE*	1 pm

\* ACC game

% FIU Thanksgiving Classic (Miami, Florida)

\$ Holiday Inn Cavalier Classic

[RSN] - Regional Sports Networks

[ESPN3] - streamed online on ESPN.go.com/  
watchespn

All Times Eastern

Rankings are Associated Press

### Game # 8 • Dec. 6, 2014 • 2 p.m.

John Paul Jones Arena • Charlottesville, Va.



**Delaware State Hornets (1-6)**  
at  
**Virginia Cavaliers (5-2)**



**Radio:** WINA 1070-AM: Channing Poole, Myron Ripley

**TV:** none

The Virginia women's basketball team (5-2) hosts Delaware State (1-6) on Saturday, Dec. 6 at 2 p.m. in the final game before a nine-day exam break.

With their 66-51 victory over Auburn in their last home game on Nov. 23, the Cavaliers improved to 4-0 and were scoring 74.8 points per game. In the last three games away from John Paul Jones Arena, UVA is 1-2, including Wednesday's 86-63 loss in the ACC/Big Ten Challenge at Illinois, scoring 66.3 points per game. In the first four games, opponents were held to a 34.5 field goal percentage, but in the last three games, opponents are shooting 50.7 percent, including making 38.9 percent of their three-point attempts.

Virginia had four players contribute double-digit points against the Illini, including sophomore guard Faith Randolph (Derwood, Md.) who scored a team-high 16 points. Sophomore forward Sydney Umeri (Acworth, Ga.) had the second double-digit scoring game of her career, contributing 10 points and matching her career high with eight rebounds. Freshman guard Mikayla Venson (Arlington, Va.) scored 11 points, improving her season average to 10.0 points per game.

Freshman forward Lauren Moses (Mount Holly, N.J.) had a season-high 13 rebounds against the Illini, the first time this season that someone other than senior center Sarah Imovbioh (Abuja, Nigeria) led the Cavaliers in rebounding. Moses also added another two blocks to her season tally, giving her 12 this season.

Imovbioh flirted with her fifth double-double of the year, scoring 10 points with eight rebounds. Imovbioh has scored at least nine points with at least eight rebounds in every game this year and is still averaging a double-double with 15.1 points and 12.3 rebounds per game.

### Projected Starting Lineup

G	1	Mikayla Venson	Fr.	10.0 ppg	2.3 rpg	17 assists
• Back-to-back double-digit scoring efforts against Ohio State and Radford to start her career						
G	12	Breyana Mason	So.	9.1 ppg	2.0 rpg	29 assists
• Fourth in the ACC, averaging 4.3 assists per game; top-five in assist-to-turnover ratio at 3.3						
G	20	Faith Randolph	Jr.	19.0 ppg	3.4 rpg	12 steals
• Two 25-point games this season; All-Tourney at FIU Thanksgiving Classic						
F	21	Lauren Moses	Fr.	6.9 ppg	6.9 rpg	12 blocks
• 14 pts/ 8 reb vs Toledo; first double-digit rebounding game at Illinois (13)						
F	42	Sarah Imovbioh	Sr.	15.1 ppg	12.3 rpg	5 blks/ 11 stls
• Leads the ACC in rebounding; four double-doubles in first six games						

- Breyana Mason had a season-high six assists against Xavier and has a team-leading 29 this season. She finished the 2013-14 season with 37 assists
- Mason is fourth in the ACC with 4.1 assists per game
- Mason is among the top-five in the ACC in assist-to-turnover ratio at +2.6. She started the week ranked No. 19 nationally in that stat.

**THREE-POINT SHOOTING**

- The Cavaliers were 7-of-10 from three-point range against Auburn, the first time Virginia had a 70 percent or better three-point efficiency since making 5-of-7 (71.4 percent) against UCSB in an NCAA Tournament game in 2008.
- Faith Randolph was 9-of-16 (56.3 percent) from three-point range through the first four games of the year
- Breyana Mason went 5-of-7 from three point range in the opener against Ohio State, but hadn't taken another three-point shot until going 0-for-1 against Toledo
- Virginia as a team ranks seventh in the ACC with a 34.7 percent three-point shooting percentage

**BLOCKED SHOTS**

- Last season, the Cavaliers averaged 1.4 blocked shots per game, which ranked 337th nationally out of 343 teams
- This season, the Cavaliers are averaging 4.1 per game
- Freshman forward Lauren Moses has 12 blocked shots, ranking fifth in the ACC
- Sarah Imovbioh had four blocked shots last season. This year, she already has five.

**LAST ROAD GAME OF 2014**

- The Illinois game was Virginia's last road contest of the calendar year. The Cavaliers will not hit the road again until kicking off ACC play at Virginia Tech on Jan. 4, 2015 and will not leave the Commonwealth until playing at Syracuse on Jan. 11.

**FORCING TURNOVERS**

- The Cavaliers forced 25 turnovers against FIU, scoring 31 points off the miscues. Virginia only turned the ball over seven times in the game.
- The Cavaliers forced 20 Radford turnovers while only committing five.
- Both Mikayla Venson and Sarah Imovbioh had five steals in the FIU game.
- Seven different players had at least one steal against Radford.

**ACC/BIG TEN CHALLENGE**

- The Cavaliers now have a 5-3 record all-time in the Challenge after falling 86-63 at Illinois.
- For only the second time in ACC/Big Ten Challenge history, the challenge ended in a tie with each conference winning seven games
- The ACC moves to 6-0-2 all-time in the Challenge with a 54-39 record against the Big Ten in Challenge games.
- Virginia started the game in a 13-0 deficit after going 0-for-8 from the field while also committing five turnovers before making their first field goal 8:12 into the contest.
- The Illini, who led 38-22 at the break, started the second half on a 21-5 run to put the game out of reach.
- Junior guard Faith Randolph (Derwood, Md.) led the Cavaliers with 16 points. Freshman forward Lauren Moses (Mount Holly, N.J.) had a season-high 13 rebounds, scoring five points with two blocked shots.
- The Illini shot 50.0 percent, including making 17 of 28 shots (60.7 percent) in the second half. Virginia shot 37.5 percent in the game. The Cavaliers held a 42-29 rebounding edge. UVa committed 18 turnovers while the Illini turned the ball over 11 times.

**Blue Ribbon Panel  
ACC Preseason Poll**

1. Notre Dame (835 points, 38 1st Pl)
2. Duke (733, 1 1st Pl)
3. Louisville (724, 2 1st Place)
4. North Carolina (707)
5. Florida State (545)
6. Syracuse (536)
7. Georgia Tech (508)
8. Miami (421)
9. NC State (407)
- 10. Virginia (334)**
11. Wake Forest (295)
12. Virginia Tech (184)
13. Boston College (178)
14. Clemson (169)
15. Pittsburgh (144)

**Blue Ribbon Panel  
Preseason All-ACC Team**

Elizabeth Williams, Sr., C/F, Duke  
Kaela Davis, So., G, Georgia Tech  
Sara Hammond, Sr., F, Louisville  
Allisha Gray, So., G, North Carolina  
Stephanie Mavunga, So, F, UNC  
Xylina McDaniel, Jr., F, North Carolina  
Lindsay Allen, So., G, Notre Dame  
Jewell Loyd, Jr., G, Notre Dame  
Brittney Sykes, Jr., G, Syracuse  
Dearica Hamby, Sr., F, Wake Forest

**Blue Ribbon Panel Preseason  
ACC Player of the Year**

Jewell Loyd, Jr., G, Notre Dame

**Blue Ribbon Panel  
ACC Newcomer Watch List**

Sierra Calhoun, Fr., G/F, Duke  
Rebecca Greenwell, R-Fr., G, Duke  
Shakayla Thomas, Fr., F, Florida State  
Mariya Moore, Fr., G, Louisville  
Brianna Turner, Fr., G, Notre Dame

## **This Week in the ACC**

### **Wednesday, Dec. 3**

Illinois 86, Virginia 63  
Middle Tennessee 69, Clemson 28  
Florida State 67, Purdue 64  
Pittsburgh 78, Pitt 74  
Michigan 83, Wake Forest 69  
Indiana 76, Boston College 67  
Notre Dame 92, Maryland 72  
Minnesota 60, NC State 55  
Nebraska 60, Duke 54

### **Thursday, Dec. 4**

North Carolina 96, Rutgers 93 2OT  
Michigan State 79, Georgia Tech 73 OT  
Syracuse 61, Penn State 39  
Louisville 86, Iowa 52  
Northwestern 70, Virginia Tech 45  
Miami 66, Wisconsin 54

### **Saturday, Dec. 6**

Delaware State at Virginia  
Longwood at Virginia Tech  
Connecticut at Notre Dame  
Jacksonville at Miami  
Tenn Tech at Clemson

### **Sunday, Dec. 7**

Arizona at Wake Forest  
South Carolina at Duke  
Pitt at Duquesne  
Boston College at Harvard  
Elon at NC State  
Kentucky at Louisville  
Florida at Florida State

## **FIU THANKSGIVING CLASSIC TOURNAMENT**

- Faith Randolph was named to the All-Tournament team, scoring 21 points against Toledo and 16 against FIU
- The Cavaliers suffered their first defeat of the season, falling 64-62 in their opening-round game against Toledo. Virginia held a 10-point lead, 51-41, with 11 minutes remaining in the game, but Florida International chipped away at the deficit, coming back to tie and then take a 56-55 lead with 3:22 remaining. The final minute of play included three lead changes beginning with Toledo taking a 61-60 lead with 32 seconds remaining after Virginia committed an offensive foul. Mikayla Venson swung the score back in UVA's favor, pulling up for a free-throw-line jump shot with 13 seconds remaining. Zanoquera hit a three-pointer with five seconds left in the game to give the Rockets a 64-62 lead. Venson fired off a three-point attempt as the buzzer sounded, but it clanged off the rim.
- In the consolation final, Virginia earned a 74-61 victory over FIU.
- Virginia, which led the entire game, forced 25 FIU turnovers, scoring 31 points off the miscues.
- Virginia had four players finish the game with double-digit points, led by Sarah Imovbioh who logged her fourth double-double of the season with 16 points and 10 rebounds while also matching a career high with five steals.
- Virginia went 7-of-7 from the field to start the game and 5-of-5 to start the second half.

## **RAINING THREES VS AUBURN**

- Virginia won its fourth-straight game with a 66-51 victory
- The Cavaliers broke open a five-point game by going on a 19-3 run early in the second half, making 10 of their first 13 field goal attempts in the period while Auburn went 3-of-14 in the same span. The Tigers also committed five turnovers during that same span.
- Virginia's hot-shooting second-half performance propelled the Cavaliers to a 20-point advantage with 9:16 remaining in the second half. Virginia held a 21-point lead heading into the final two minutes of play, but Auburn capitalized on four late UVA turnovers to go on a 6-0 run to close out the game.
- The Cavaliers shot 70.0 percent from three-point range, making seven of 10 while Auburn was 8-of-20 for 40.0 percent. It was the first time Virginia had a 70 percent or better three-point efficiency since making 5-of-7 (71.4 percent) against UCSB in an NCAA Tournament game in 2008.
- Sarah Imovbioh had her third double-double of the season, reaching double figures in points and rebounds by halftime and finishing with 21 points and 13 rebounds. Faith Randolph scored 18 points on 6-of-13 shooting, including going 3-of-4 from three-point range. Mikayla Venson scored 10 points.

## **ACC PLAYER OF THE WEEK (NOV. 17)**

- Virginia senior center Sarah Imovbioh has been named the Atlantic Coast Conference Women's Basketball Player of the Week
- Imovbioh set the Virginia single-game rebounding record with 24 boards against Ohio State, and accounted for almost half of Virginia's 51 total rebounds in the game.
- Against Radford, Imovbioh only played 20 minutes, but still nearly had another double-double with 14 points and 9 boards.
- Imovbioh averaged 16 points and 16.5 rebounds in UVA's two wins.
- Imovbioh is the first Cavalier to earn this honor since Chelsea Shine was named the ACC Player of the Week on Nov. 21, 2011 after Virginia upset No. 3 Tennessee, 69-64, in overtime.

**ROAD WIN AT XAVIER**

- Virginia led nearly the entire game, taking a 37-25 lead into halftime.
- Xavier made just one three pointer on 11 attempts in the first half, but went 7-of-14 after the break, including Jada Byrd hitting a three-pointer as time expired, to cut the final deficit to single digits.
- The Cavaliers were 3-of-7 from three-point range and 10-of-12 from the free throw line, shooting 46.8 percent overall from the field. Virginia outrebounded Xavier, 44-33, with UVa scoring 17 second-chance points.
- Faith Randolph scored 26 points, matching her career high. Randolph went 8-of-8 from the free throw line, helping her to her second 25-point game of the season.
- Sarah Imovbioh finished with 18 points and 13 rebounds.
- Breyana Mason (6) and Mikayla Venson (5) accounted for 11 of Virginia's 14 assists.

**ROUTING RADFORD**

- Virginia closed out the opening homestand with a 75-47 victory over Radford.
- UVa had four players end the game in double-figures. Mikayla Venson (12 points on 6-of-8 shooting), Sarah Imovbioh (14 points with nine rebounds in 20 minutes on the court), Breyana Mason (11 points, five assists.) and Faith Randolph (11).
- Virginia never trailed in the game, holding a 31-21 advantage at halftime and outscored the Highlanders 44-26 after the break.
- Virginia forced 20 turnovers, with seven different Cavaliers getting at least one steal, scoring 21 points off the miscues. Radford outrebounded Virginia 43-38, scoring 23 second-chance points to Virginia's 13.

**OHIO STATE OPENER**

- Virginia topped Ohio State, 87-82 in the season-opener
- Sarah Imovbioh pulled in a school-record 24 rebounds while also scoring 18 points for her 16th career double-double.
- The game, which featured 18 lead changes and six ties, was knotted 79-79 with a minute remaining. Randolph drove through the Ohio State zone, converting a layup with 51 seconds left on the clock to give UVa an 81-79 advantage. After Ohio State missed a three-pointer on the opposite end, Lauren Moses came up with the rebound, her seventh of the game. The Cavaliers went 6-for-6 from the free throw line in the final 36 seconds of the game to secure the season-opening victory.
- Breyana Mason scored a career-high 22 points, going 8-of-11 from the field including making five of seven three-point attempts, with six assists.
- Faith Randolph led the Cavaliers with a 25-point performance.
- Virginia has won nine of its last ten season-openers and has never lost a home opener at John Paul Jones Arena, winning its first home game in each of the last 15 seasons.

**Last Week in the ACC****Thursday, Nov. 27**

Ohio State 86, Clemson 77  
Syracuse 69, East Carolina 58  
Washington 80, Florida State 68  
Princeton 72, Wake Forest 55

**Friday, Nov. 28**

Toledo 64, Virginia 62  
Green Bay 71, Georgia Tech 50  
Miami 95, Illinois State 44  
G Washington 74, NC State 66  
Florida State 94, Furman 63  
Florida Gulf Coast 86, Clemson 61  
Boston College 90, Brown 80 OT  
Duke 72, Stony Brook 42  
Louisville 102, Lafayette 61  
North Carolina 70, Stanford 54  
South Carolina 67, Syracuse 63  
Wake Forest 65, Charlotte 58

**Saturday, Nov. 29**

Georgia Tech 71, Villanova 63  
NC State 75, Texas Tech 42  
Miami 69, Tulsa 57  
Wichita State 63, Clemson 48  
Florida State 69, Hartford 59  
Virginia Tech 72, East Tenn St 65  
Wake Forest 73, Montana 60  
North Carolina 81, Prairie View 45

**Sunday, Nov. 30**

Virginia 74, FIU 61  
Texas A&M 63, Duke 59  
Maine 69, Boston College 64 OT  
Notre Dame 89, Kansas 47  
Pitt 84, Loyola (Md.) 46  
Minnesota 72, Georgia Tech 69  
Louisville 86, Valparaiso 59  
North Carolina 74, Hawai'i 65

**Monday, Dec. 1**

Syracuse 94, Vermont 63  
Florida 73, Virginia Tech 44

**NO. 13 RECRUITING CLASS MAKING ITS DEBUT**

- The players that made up the Cavaliers second-straight top-15 recruiting class are poised to make their collegiate debuts.
- Point guard Mikayla Venson (Arlington, Va.) was the No. 8 player at her position according to Hoop-Gurlz and the top-ranked recruit in the state of Virginia despite only playing high school basketball her freshman season at Yorktown.
- Venson played AAU ball through her junior year, but hasn't played in an official basketball game in over a year.
- Another five-star recruit, wing Aliyah Huland El (Randolph, N.J.) scored over 2,200 points in her high school career, while also setting records for rebounds, assists and blocks.
- Huland El was a three-sport star at Randolph High School in New Jersey, also setting school records in volleyball for career kills (despite only playing three years) and holds the school record in the triple jump.
- Forward Lauren Moses led Rancocas Valley Regional High School to four-straight State Championship games and two state titles (2011, 13).
- Moses was Rancocas Valley's all-time leading scorer, breaking the previous mark set by UVa alum Demya Walker.
- Jae'Lisa Allen made her collegiate debut against Radford, playing the final four minutes of the game

**HIGH POWERED PREP SCORING**

- The Cavaliers have three players who scored over 1800 points in their prep careers.
- Aliyah Huland El leads the pack with 2286 followed by Breyana Mason at 1979 and Lauren Moses at 1823.
- Mason was the 2013 Gatorade High School State Player of the Year for Virginia.

**2015-16 RECRUITING CLASS**

- The Cavaliers signed three post players (two forwards and a center) to join the team in 2015-16
- Debra Ferguson, a 6-4 center from Madison Heights, Va., has averaged 10.7 points, 8.0 rebounds and 2.3 blocks per game.
- Ferguson, whose Amherst County High is located an hour south of Charlottesville, is a two-time Second-Team All-Seminole District honoree and also named First-Team All-Conference 23 last season.
- Moné Jones, a 6-3 forward from Durham, N.C., averaged 10 points, eight rebounds, six blocks and 1.5 assists per game last season, helping to lead Riverside High to the state tournament's elite eight.
- Jones is ESPN-W's No. 61 overall recruit and ranked No. 11 at her position.
- Jones earned PAC 6 All-Conference honors in 2012, 2013, and 2014 in both basketball and volleyball.

**ACC STANDINGS** (through games of 12/4/14)

1.	Louisville	(8-0, 0-0)
	Notre Dame	(8-0, 0-0)
	North Carolina	(8-0, 0-0)
	Florida State	(7-1, 0-0)
	Syracuse	(7-1, 0-0)
	Wake Forest	(6-2, 0-0)
	Duke	(5-2, 0-0)
	Virginia	(5-2, 0-0)
	Pitt	(5-2, 0-0)
	Miami	(5-2, 0-0)
	NC State	(5-3, 0-0)
	Boston College	(4-3, 0-0)
	Georgia Tech	(5-4, 0-0)
	Virginia Tech	(4-4, 0-0)
	Clemson	(3-5, 0-0)

- Jones participated in the 2014 USA Basketball Women's U18 National Team Trials last May.
- Shakyna Payne, a 6-3 forward from Acworth, Ga. (the same hometown as sophomore forward Sydney Umeri), averaged 12.6 points, 10.7 rebounds and 1.2 blocks per game last season at Etowah High School, leading her team in rebounding all three years, before transferring to Southwest Atlanta Christian Academy for her senior season.
- After earning All-County honorable mention as a freshman, she was named to the second team her sophomore year before garnering first-team accolades last season.

**NOTES ON ACC WOMEN'S BASKETBALL**

- ACC women's basketball teams went 30-4 last week to improve to 50-7 overall against non-conference competition. ACC teams own three wins over ranked foes (No. 23/23 UCLA, No. 21/19 Oklahoma State and No. 15/17 Michigan State) and are 7-3 against teams from the Power 5 Conferences.
- Five ACC teams are among the Top 25 in the latest Associated Press Poll. Notre Dame is the highest ranking ACC team at No. 2 followed by Duke at No. 8, North Carolina at No. 11, Louisville at No. 12 and Syracuse at No. 22. NC State and Florida State are receiving votes in AP Poll.

## 2014-15 VIRGINIA WOMEN'S BASKETBALL

### NUMERICAL

NO.	NAME	POS.	HT.	CLASS	HOMETOWN / PREVIOUS SCHOOL
1	Mikayla Venson	Guard	5-7	FR	Arlington, Va./Yorktown
2	Jae'Lisa Allen	Forward	6-2	FR	Pine Bluff, Ark./White Hall
3	Sarah Beth Barnette	Forward	6-2	SR	Lexington, Ky./Lexington Christian Academy
10	J'Kyra Brown*	Guard	5-11	SO	Rocky Mount, N.C./Rocky Mount
12	Breyana Mason	Guard	5-8	SO	Woodbridge, Va./Forest Park
13	Tiffany Suarez	Guard	5-11	SO	Miami, Fla./Our Lady of Lourdes
15	Jaryn Garner	Guard	5-7	JR	Sewell, N.J./Germantown Academy (Pa.)
20	Faith Randolph	Guard	5-10	JR	Derwood, Md./Our Lady of Good Counsel
21	Lauren Moses	Forward	6-2	FR	Mount Holly, N.J./Rancocas
23	Aliyah Huland El	Guard	6-1	FR	Randolph, N.J./Randolph
42	Sarah Imovbioh	Center	6-2	SR	Abuja, Nigeria/St. Anne's-Belfield (Va.)
44	Sydney Umeri	Forward	6-1	SO	Acworth, Ga./The Lovett School

### ALPHABETICAL

NO.	NAME	POS.	HT.	CLASS	HOMETOWN / PREVIOUS SCHOOL
2	Jae'Lisa Allen	Forward	6-2	FR	Pine Bluff, Ark./White Hall
3	Sarah Beth Barnette	Forward	6-2	SR	Lexington, Ky./Lexington Christian Academy
10	J'Kyra Brown*	Guard	5-11	SO	Rocky Mount, N.C./Rocky Mount
15	Jaryn Garner	Guard	5-7	JR	Sewell, N.J./Germantown Academy (Pa.)
23	Aliyah Huland El	Guard	6-1	FR	Randolph, N.J./Randolph
42	Sarah Imovbioh	Center	6-2	SR	Abuja, Nigeria/St. Anne's-Belfield (Va.)
12	Breyana Mason	Guard	5-8	SO	Woodbridge, Va./Forest Park
21	Lauren Moses	Forward	6-2	FR	Mount Holly, N.J./Rancocas
20	Faith Randolph	Guard	5-10	JR	Derwood, Md./Our Lady of Good Counsel
13	Tiffany Suarez	Guard	5-11	SO	Miami, Fla./Our Lady of Lourdes
44	Sydney Umeri	Forward	6-1	SO	Acworth, Ga./The Lovett School
1	Mikayla Venson	Guard	5-7	FR	Arlington, Va./Yorktown

\*will sit out the 2014-15 season

### PRONUNCIATION GUIDE

Jae'Lisa Allen	JUH-lisa
J'Kyra Brown	Juh-KYE-rah
Aliyah Huland El	uh-LEE-uh HOO-land ELLE
Sarah Imovbioh	lh-MOE-bee-OH
Sydney Umeri	OO-merry
La'Keshia Frett Meredith	Luh-KEY-shah

# JAE'LISA ALLEN #2

Freshman • Forward • 6-2 • Pine Bluff, Ark. • White Hall



## 2014-15

- Made her collegiate debut against Radford (11/16), playing the final four minutes of the game

## HIGH SCHOOL

- 2011-14 All-Conference
- 2014 All-State
- 2014 Full Court Award
- 2012 and 2013 All-Tournament honoree at the Music City Madness tournament
- 2014 McDonald's All-America nominee

## PERSONAL

- Mother is Lisa Ruth
- Has volunteered her time with Toys for Tots, Special Olympics and the Salvation Army Bell-Ringing Campaign
- Enjoys singing and drawing
- Undeclared major

## 2014-15 GAME-BY-GAME:

Opponent	GS	FG-FGA	3FG-3FGA	FT-FTA	Off-Def	Total Reb	PF	Points	A	TO	Blk	Stl	Min
OHIO STATE		DNP											
RADFORD		0-1	0-0	0-0	0-0	0	0	0	0	0	0	0	4
at Xavier		DNP											
AUBURN		DNP											
vs Toledo		DNP											
at FIU		DNP											
at Illinois		DNP											

## SINGLE GAME BESTS

### POINTS

Season:

Career:

### REBOUNDS

Season:

Career:

### FG MADE

Season:

Career:

### FG ATTEMPTS

Season:

Career:

### 3 PT FG MADE

Season:

Career:

### 3 PT FG ATTEMPTS

Season:

Career:

### FT MADE

Season:

Career:

### FT ATTEMPTS

Season:

Career:

### ASSISTS

Season:

Career:

### BLOCKS

Season:

Career:

### STEALS

Season:

Career:

## VIRGINIA CAREER STATISTICS

Year	G-GS	Min/Avg	FG-FGA	Pct.	3FG-A	Pct.	FT-FTA	Pct.	O-D	T	Avg.	Pf-DQ	Ast	TO	Blk	St	Pts	Avg
2014-15	1-0	4/4.0	0-1	.000	0-0	.000	0-0	.000	0-0	0	0.0	0-0	0	0	0	0	0	0.0

# SARAH BETH BARNETTE #3

Senior • Forward • 6-2 • Lexington, KY • Lexington Christian Academy



## 2014-15 SEASON

- Pulled in six rebounds against Auburn

## 2013-14 SEASON

- Appeared in 23 games, averaging 7.7 minutes per game
- Pulled in a career-high seven rebounds against High Point
- Scored six points with two rebounds, an assist and a steal in 11 minutes against UMES

## AT A GLANCE

- Sat out the 2011-12 season due to NCAA transfer rules
- Played one season at Kentucky, appearing in 29 games and averaging 1.7 points and 1.6 rebounds per game
- Averaged 23.6 points, 8.7 rebounds, 2.4 steals, 2.2 assists and 1.9 blocks per game for Lexington Christian Academy and finished her high school career with 1,928 points and 1,076 rebounds
- 2010 Kentucky Miss Basketball
- 2010 Gatorade Kentucky Player of the Year

## 2014-15 GAME-BY-GAME:

Opponent	GS	FG-FGA	3FG-3FGA	FT-FTA	Off-Def	Total Reb	PF	Points	A	TO	Blk	Stl	Min
OHIO STATE		0-3	0-3	0-0	1-1	2	1	0	1	0	0	0	11
RADFORD		1-2	1-1	0-0	2-2	4	1	3	0	0	0	0	17
at Xavier		0-0	0-0	0-0	0-1	1	1	0	0	1	0	0	3
AUBURN		1-2	1-1	0-1	0-6	6	2	3	2	2	0	0	17
vs Toledo		0-1	0-1	0-0	0-1	1	1	0	0	0	0	0	2
at FIU		0-2	0-2	0-0	0-0	0	2	0	0	0	1	0	7
at Illinois		0-0	0-0	0-0	0-0	0	0	0	0	0	0	0	3

## SINGLE GAME BESTS

### POINTS

Season: 3 (2x)

Career: 10 vs. JMU (11/19/12)

### REBOUNDS

Season: 6 vs. Auburn (11/23/14)

Career: 7 (2x) last vs. LA Tech (11/16/13)

### FG MADE

Season:

Career: 5 vs. JMU (11/19/12)

### FG ATTEMPTS

Season:

Career: 7 (2x) last vs. Providence (11/18/12)

### 3 PT FG MADE

Season:

Career: 2 at Clemson (02/21/13)

### 3 PT FG ATTEMPTS

Season:

Career: 5 at Clemson (02/21/13)

### FT MADE

Season:

Career: 2 at Minnesota (11/29/12)

### FT ATTEMPTS

Season:

Career: 3 vs. Coppin State (12/28/13)

### ASSISTS

Season: 2 vs. Auburn (11/23/14)

Career: 3 vs. JMU (11/19/12)

### BLOCKS

Season:

Career: 1 at Duke (01/16/14)

### STEALS

Season:

Career: 2 vs. Wake Forest (02/25/13)

## VIRGINIA CAREER STATISTICS

Year	G-GS	Min/Avg	FG-FGA	Pct.	3FG-A	Pct.	FT-FTA	Pct.	O-D	T	Avg.	Pf-DQ	Ast	TO	Blk	St	Pts	Avg
2012-13	21-0	179/8.5	17-45	.378	5-21	.238	2-2	1.000	12-17	29	1.4	21-0	8	11	4	6	41	2.0
2013-14	23-0	178/7.7	15-40	.375	3-15	.200	4-9	.444	9-31	40	1.7	30-0	6	8	1	2	37	1.6
2014-15	7-0	60/8.6	2-10	.200	2-8	.250	0-1	.000	3-11	14	2.0	8-0	3	3	1	0	6	0.9
TOTAL	51-0	417/8.2	34-95	.358	10-44	.227	6-12	.500	24-59	83	1.6	59-0	17	22	6	8	84	1.6

# J'KYRA BROWN

# #10



Sophomore • Guard • 5-11 • Rocky Mount, N.C. • Rocky Mount

## 2014-15

- Will sit out the season under NCAA rules after transferring from East Carolina

## 2013-14 AT EAST CAROLINA

- Averaged 5.9 points per game while twice earning Conference USA Freshman of the Week honors
- Scored a season-high 29 points against Louisiana Tech, going 11-of-14 from the field and 6-of-8 from three-point range against the Lady Techsters

## HIGH SCHOOL

- Finished her junior year as the leader in scoring (23.3 points per game), three-point field goals, free throws, and assists (3.2 assists per game), totalling a team-high 676 points
- Averaged 14.8 points per game as a sophomore, finishing the year with 430 points, while averaging 5.3 rebounds per game, 3.1 assists per game, 2.4 steals per game and 1.0 blocks per game
- Two-time All-State honoree
- Big East Conference (HS) Player of the Year as both a sophomore and a junior.
- Two-time Rocky Mount Telegram All-Area Player of the Year (2011, 2012)

## PERSONAL

- Daughter of James and Jacqueline Brown
- Has two older siblings, James III and Jacquestavius
- Undeclared major

## 2014-15 GAME-BY-GAME:

Opponent GS FG-FGA 3FG-3FGA FT-FTA Off-Def Total Reb PF Points A TO Blk Stl Min  
Will Not Play

## SINGLE GAME BESTS

### POINTS

Season:

Career:

### REBOUNDS

Season:

Career:

### FG MADE

Season:

Career:

### FG ATTEMPTS

Season:

Career:

### 3 PT FG MADE

Season:

Career:

### 3 PT FG ATTEMPTS

Season:

Career:

### FT MADE

Season:

Career:

### FT ATTEMPTS

Season:

Career:

### ASSISTS

Season:

Career:

### BLOCKS

Season:

Career:

### STEALS

Season:

Career:

## VIRGINIA CAREER STATISTICS

Year	G-GS	Min/Avg	FG-FGA	Pct.	3FG-A	Pct.	FT-FTA	Pct.	O-D	T	Avg.	Pf-DQ	Ast	TO	Blk	St	Pts	Avg
------	------	---------	--------	------	-------	------	--------	------	-----	---	------	-------	-----	----	-----	----	-----	-----

# JARYN GARNER

# #15

Junior • Guard • 5-7 • Sewell, N.J. • Germantown Academy (Pa.)



## 2014-15 SEASON

.

## 2013-14 SEASON

- Appeared in 22 games, averaging 5.3 minutes per game
- Scored eight points, going 2-of-2 from the field and 3-of-3 at the line, at Florida Gulf Coast, also grabbing three rebounds
- Had three steals in seven minutes against UMES

## AT A GLANCE

- In high school, was a McDonald's All-American nominee
- Ranked a three-star prospect by ESPNHoopGurlz
- On the Germantown Academy top-ten list for career steals

## 2014-15 GAME-BY-GAME:

Opponent	GS	FG-FGA	3FG-3FGA	FT-FTA	Off-Def	Total Reb	PF	Points	A	TO	Blk	Stl	Min
OHIO STATE		DNP											
RADFORD		DNP											
at Xavier		DNP											
AUBURN		DNP											
vs Toledo		DNP											
at FIU		DNP											
at Illinois		DNP											

## SINGLE GAME BESTS

### POINTS

Season: 8 at FGCU (12/21/13)

Career: 10 vs Wake Forest (02/25/13)

### REBOUNDS

Season: 3 at FGCU (12/21/13)

Career: 4 vs Wake Forest (02/25/13)

### FG MADE

Season: 2 (2x) last vs. Clemson (02/02/14)

Career: 4 vs Wake Forest (02/25/13)

### FG ATTEMPTS

Season: 4 (2x) last at Georgia Tech (02/14/14)

Career: 9 vs Wake Forest (02/25/13)

### 3 PT FG MADE

Season: 1 at FGCU (12/21/13)

Career: --

### 3 PT FG ATTEMPTS

Season: 1 (3x) last vs. Clemson (02/02/14)

Career: --

### FT MADE

Season: 3 at FGCU (12/21/13)

Career: 4 at Maryland (12/06/12)

### FT ATTEMPTS

Season: 3 at FGCU (12/21/13)

Career: 5 at Maryland (12/06/12)

### ASSISTS

Season: 1 (4x) last at Duke (01/16/14)

Career: 2

### BLOCKS

Season: 1 at Georgia Tech (02/14/14)

Career: --

### STEALS

Season: 3 vs. UMES (12/17/13)

Career: 3 vs. UMES (12/17/13)

## CAREER STATISTICS

Year	G-GS	Min/Avg	FG-FGA	Pct.	3FG-A	Pct.	FT-FTA	Pct.	O-D	T	Avg.	Pf-DQ	Ast	TO	Blk	St	Pts	Avg
2012-13	20-0	167/8.4	15-44	.341	0-1	.000	18-25	.720	8-18	26	1.3	21-0	8	17	0	13	48	2.4
2013-14	22-0	116/5.3	7-24	.292	1-3	.333	6-11	.545	8-9	17	0.8	17-0	3	12	1	12	21	1.0
TOTAL	42-0	283/6.7	22-68	.324	1-4	.250	24-36	.667	16-27	43	1.0	38-0	11	29	1	25	69	1.6

# ALIYAH HULAND EL #23

Freshman • Guard • 6-1 • Randolph, N.J. • Randolph High



## 2014-15 SEASON

- Made her collegiate debut against Ohio State, scoring five points with an assist and two blocked shots in 13 minutes
- Went 2-of-3 from three-point range, scoring 8 pts against FIU

## HIGH SCHOOL

- Morris County's all-time leading scorer with 2,286 points and a 21.2 ppg average at Randolph High
- Also holds Randolph High career records for rebounds (900), assists (450) and blocks (225)
- In her senior season, led the state in scoring with 810 points
- Was also a three-time MVP for the track team, holding the school record in the triple jump (38' 1 1/4")
- Played volleyball her freshman through junior seasons, breaking the school record for career kills with 542

## PERSONAL

- Parents are Leslie-Ann Huland El and Rahim Huland El
- Father, Rahim, played college basketball at Vermont and played one season (1991) in the USBL

## 2014-15 GAME-BY-GAME:

Opponent	GS	FG-FGA	3FG-3FGA	FT-FTA	Off-Def	Total Reb	PF	Points	A	TO	Blk	Stl	Min
OHIO STATE		2-7	1-3	0-0	0-1	1	4	5	1	2	2	0	13
RADFORD		2-11	0-7	3-5	1-4	5	4	7	1	0	0	1	19
at Xavier		2-4	0-2	0-0	0-2	2	0	4	0	2	0	2	10
AUBURN		1-7	0-1	0-0	1-1	2	2	2	1	3	1	1	22
at Toledo		1-4	1-4	0-0	1-1	2	0	3	0	1	0	0	15
at FIU		3-6	2-3	0-0	1-2	3	2	8	1	1	0	1	19
at Illinois		1-5	0-2	1-2	2-1	3	3	3	0	2	0	1	15

## SINGLE GAME BESTS

### POINTS

Season: 7 vs Radford (11/16/14)

Career:

### REBOUNDS

Season: 5 vs Radford (11/16/14)

Career:

### FG MADE

Season: 2

Career:

### FG ATTEMPTS

Season: 11 vs Radford (11/16/14)

Career:

### 3 PT FG MADE

Season: 1

Career:

### 3 PT FG ATTEMPTS

Season: 7 vs Radford (11/16/14)

Career:

### FT MADE

Season: 3

Career:

### FT ATTEMPTS

Season: 5

Career:

### ASSISTS

Season: 1

Career:

### BLOCKS

Season: 2 vs Ohio State (11/14/14)

Career:

### STEALS

Season:

Career:

## CAREER STATISTICS

Year	G-GS	Min/Avg	FG-FGA	Pct.	3FG-A	Pct.	FT-FTA	Pct.	O-D	T	Avg.	Pf-DQ	Ast	TO	Blk	St	Pts	Avg
2014-15	7-0	113/16.1	12-44	.273	4-22	.182	4-7	.571	6-12	18	2.6	15-0	4	11	3	6	32	4.6

# SARAH IMOVBIOH #42

Senior • Center • 6-2 • Abuja, Nigeria • St. Anne's-Belfield (Va.)



## 2014-15 SEASON

- Set the Virginia program record for rebounds in a single game with 24 in the season-opener against Ohio State (10 offensive, 14 defensive)
- Also scored 18 points against the Buckeyes, going 7-of-10 from the field
- ACC Player of the Week (Nov. 17)
- Had her second 18-point game of the year against Xavier
- Imovbioh is leading the ACC in rebounding this season, averaging 13.0 rebounds per game, which also ranks sixth in the nation.
- Imovbioh is third in the nation with 6.0 offensive rebounds per game.
- Her 24-rebound performance against Ohio State was the second-highest single-game total by a player this season.

## 2013-14 SEASON

- Ranked sixth in the ACC in rebounding at 8.2 per game, leading the Cavaliers
- Led the ACC in offensive rebounds at 4.0 per game
- Eighth in the ACC in field goal percentage (54.5 percent)
- Had 10 double-doubles this season
- Was second on the team in scoring, averaging 12.3 points per game
- Finished the season with a 27-point, 10-rebound performance against Georgia Tech in the second round of the ACC Tournament, going 9-of-11 from the field and 9-of-10 from the free throw line

## AT A GLANCE

- Was ruled ineligible to compete and practice by the NCAA during her first year (2011-12)
- NCAA rules state she could earn that fourth year back if she earns 80% of her degree by her fifth year. If that does happen, she will play that fourth year as a graduate student in 2015-16
- 2011 Parade Magazine All-American High School Girls Basketball Team
- Member of the U-19 Nigerian National Team

## 2014-15 GAME-BY-GAME:

Opponent	GS	FG-FGA	3FG-3FGA	FT-FTA	Off-Def	Total Reb	PF	Points	A	TO	Blk	Stl	Min
OHIO STATE	*	7-10	0-0	4-6	10-14	24	1	18	0	2	3	0	32
RADFORD	*	6-10	0-0	2-3	5-4	9	3	14	0	0	0	1	20
at Xavier	*	9-14	0-0	0-1	7-6	13	2	18	1	1	0	1	35
AUBURN	*	7-9	0-0	7-8	6-7	13	0	21	2	2	0	4	28
vs Toledo	*	3-7	0-0	3-5	5-4	9	3	9	2	2	0	0	31
at FIU	*	8-12	0-0	0-1	2-8	10	4	16	1	1	0	5	25
at Illinois	*	2-4	0-0	6-11	4-4	8	4	10	0	1	2	0	23

## SINGLE GAME BESTS

### POINTS

Season: 21 vs. Auburn (11/23/14)  
Career: 27 vs Georgia Tech (03/06/14)

### REBOUNDS

Season: 24 vs Ohio State (11/14/14)  
Career: 24 vs Ohio State (11/14/14)

### FG MADE

Season: 9 at Xavier (11/20/14)  
Career: 9 (several)

### FG ATTEMPTS

Season: 14 at Xavier (11/20/14)  
Career: 17 vs. KState (11/29/13)

### 3 PT FG MADE

Season:  
Career: 1

### 3 PT FG ATTEMPTS

Season:  
Career: 4 at Florida State (03/02/14)

### FT MADE

Season: 7 vs Auburn (11/23/14)  
Career: 9 (2x) last vs. Georgia Tech (03/06/14)

### FT ATTEMPTS

Season: 11 at Illinois (12/03/14)  
Career: 11 (2x) last at Illinois (12/03/14)

### FT PERCENTAGE

Season: 7-8 vs Auburn (11/23/14)  
Career: 8-8 vs. Syracuse (11/24/12)

### ASSISTS

Season: 2  
Career: 4 (2x) last vs. Miami (02/27/14)

### BLOCKS

Season: 3 vs Ohio State (11/14/14)  
Career: 4 at NC State (02/28/13)

### STEALS

Season: 5 at FIU (11/30/14)  
Career: 5 (2x) last at FIU (11/30/14)

### DOUBLE DOUBLES

Season: 4, last at FIU (11/30/14)  
Career: 18, last at FIU (11/30/14)

## CAREER STATISTICS

Year	G-GS	Min/Avg	FG-FGA	Pct.	3FG-A	Pct.	FT-FTA	Pct.	O-D	T	Avg.	Pf-DQ	Ast	TO	Blk	St	Pts	Avg
2012-13	30-13	535/17.8	91-154	.591	0-0	.000	73-106	.689	85-120	205	6.8	81-2	11	56	13	13	255	8.5
2013-14	31-30	740/23.9	144-260	.554	0-1	.000	94-168	.560	125-129	254	8.2	100-3	8	53	4	22	382	12.3
2014-15	7-7	194/27.7	42-66	.636	0-0	.000	22-35	.629	39-47	86	12.3	17-0	6	9	5	11	106	15.1
TOTAL	68-50	1469/21.6	277-480	.577	0-1	.000	189-309	.612	249-296	545	8.0	198-5	25	118	22	46	743	10.9

# BREYANA MASON #12

Sophomore • Guard • 5-8 • Woodbridge, Va. • Forest Park



## 2014-15 SEASON

- Scored a career-high 22 points in the season-opener against Ohio State, her first career 20-point game
- Went 8-of-11 from the field overall and 5-of-7 from 3pt range vs OSU, also dishing a career-high six assists

## 2013-14 SEASON

- Appeared in 30 games with 14 starts, averaging 3.5 points per game
- Had 37 assists and 20 steals

## AT A GLANCE

- 2012-13 Gatorade Virginia Player of the Year & Parade Magazine All-American
- Attended the same high school as Virginia alum Monica Wright, breaking Wright's career scoring record, putting up 1,979 points
- Factoring in the two years of middle school (seventh and eighth grade) in which she played varsity basketball, Mason scored 3,313 points in six prep seasons

## 2014-15 GAME-BY-GAME:

Opponent	GS	FG-FGA	3FG-3FGA	FT-FTA	Off-Def	Total Reb	PF	Points	A	TO	Blk	Stl	Min
OHIO STATE	*	8-11	5-7	1-2	0-0	0	2	22	6	2	0	0	26
RADFORD	*	4-8	0-0	3-5	0-3	3	1	11	5	0	0	1	31
at Xavier	*	3-10	0-0	0-0	0-2	2	3	6	6	2	0	0	25
AUBURN	*	4-6	0-0	0-0	0-2	2	1	8	4	2	0	0	32
vs Toledo	*	0-7	0-1	0-0	0-3	3	2	0	3	1	0	0	29
at FIU	*	5-10	0-1	1-1	0-0	0	1	11	2	1	0	0	31
at Illinois	*	2-8	0-2	2-2	1-3	4	0	6	3	3	0	0	36

## SINGLE GAME BESTS

### POINTS

Season: 22 vs Ohio State (11/14/14)

Career: 22 vs Ohio State (11/14/14)

### REBOUNDS

Season:

Career: 3 (6x) last vs. Georgia Tech (03/06/14)

### FG MADE

Season: 8 vs Ohio State (11/14/14)

Career: 8 vs Ohio State (11/14/14)

### FG ATTEMPTS

Season: 11 vs Ohio State (11/14/14)

Career: 11 (2x) last vs Ohio State (11/14/14)

### 3 PT FG MADE

Season: 5 vs Ohio State (11/14/14)

Career: 5 vs Ohio State (11/14/14)

### 3 PT FG ATTEMPTS

Season: 7 vs Ohio State (11/14/14)

Career: 7 vs Ohio State (11/14/14)

### FT MADE

Season:

Career: 5 vs. Miami (02/27/14)

### FT ATTEMPTS

Season:

Career: 5 vs. Miami (02/27/14)

### FT PERCENTAGE

Season:

Career: 5-5 vs. Miami (02/27/14)

### ASSISTS

Season: 6 (2x) last at Xavier (11/20/14)

Career: 6 (2x) last at Xavier (11/20/14)

### BLOCKS

Season:

Career:

### STEALS

Season: 1

Career: 3 vs. Georgia Tech (03/06/14)

### DOUBLE DOUBLES

Season:

Career:

## CAREER STATISTICS

Year	G-GS	Min/Avg	FG-FGA	Pct.	3FG-A	Pct.	FT-FTA	Pct.	O-D	T	Avg.	Pf-DQ	Ast	TO	Blk	St	Pts	Avg
2013-14	30-14	553/18.4	39-118	.331	9-19	.474	17-22	.773	10-32	42	1.4	32-0	37	43	0	20	104	3.5
2014-15	7-7	210/30.0	26-60	.433	5-11	.455	7-10	.700	1-13	14	2.0	10-0	29	11	0	1	64	9.1
TOTAL	37-21	763/20.6	65-178	.365	14-30	.467	24-32	.750	11-45	56	1.5	42-0	66	54	0	21	168	4.5

# LAUREN MOSES

# #21



Freshman • Forward • 6-2 • Mount Holly, N.J. • Rancocas

## 2014-15 SEASON

- Made her collegiate debut against Ohio State, starting the game, playing 20 minutes with four points and seven rebounds
- Had her first double-digit scoring game against Toledo, scoring 14 points with eight rebounds

## HIGH SCHOOL

- Led Rancocas Valley Regional High School to four-straight State Championship games and two state titles (2013, 2011)
- Scored 1,823 points in her high school career to become Rancocas Valley's all-time leading scorer in school history, breaking the previous mark set by UVa alum Demya Walker
- Ranked in the espnW 100 rankings at No. 17 in her position and No. 98 overall

## PERSONAL

- Daughter of Vernon and Trinice Moses
- Brother, Dezman Moses, was an outside linebacker for the Green Bay packers (2012) and the Kansas City Chiefs (2013)
- Also has an older sister, Shaina

## 2014-15 GAME-BY-GAME:

Opponent	GS	FG-FGA	3FG-3FGA	FT-FTA	Off-Def	Total Reb	PF	Points	A	TO	Blk	Stl	Min
OHIO STATE	*	1-6	0-0	2-2	4-3	7	4	4	0	1	2	1	20
RADFORD	*	3-7	0-0	1-3	2-3	5	2	7	0	1	2	0	23
at Xavier	*	3-5	0-0	2-3	0-6	6	2	8	1	1	2	2	23
AUBURN	*	1-5	0-0	1-2	2-3	5	3	3	1	3	1	1	27
vs Toledo	*	6-10	0-0	2-4	5-3	8	4	14	0	2	0	0	25
at FIU	*	3-8	0-0	1-2	2-2	4	2	7	2	0	3	2	29
at Illinois	*	2-6	0-0	1-4	4-9	13	5	5	0	3	2	0	27

## SINGLE GAME BESTS

### POINTS

Season: 14 vs Toledo (11/28/14)

Career:

### REBOUNDS

Season: 8 vs Toledo (11/28/14)

Career:

### FG MADE

Season: 6 vs Toledo (11/28/14)

Career:

### FG ATTEMPTS

Season: 10 vs Toledo (11/28/14)

Career:

### 3 PT FG MADE

Season:

Career:

### 3 PT FG ATTEMPTS

Season:

Career:

### FT MADE

Season:

Career:

### FT ATTEMPTS

Season:

Career:

### ASSISTS

Season:

Career:

### BLOCKS

Season: 2 (3x)

Career:

### STEALS

Season: 2

Career:

## CAREER STATISTICS

Year	G-GS	Min/Avg	FG-FGA	Pct.	3FG-A	Pct.	FT-FTA	Pct.	O-D	T	Avg.	Pf-DQ	Ast	TO	Blk	St	Pts	Avg
2014-15	7-7	174/24.9	19-47	.404	0-0	.000	10-20	.500	19-29	48	6.9	22-1	4	11	12	6	48	6.9

# FAITH RANDOLPH #20

Junior • Guard • 5-10 • Derwood, Md. • Our Lady of Good Counsel



## 2014-15 SEASON

- Opened the season with a 25-point performance against Ohio State, one point shy of her career high, taking 22 shots in the game
- Her start against OSU was just the 12th of her career and her first since Dec. 28, 2013 against Coppin State
- Scored 26 points at Xavier, matching her career high. It also made her the 21st player in program history to record three or more 25-point games in their UVA career
- Averaged 20.2 ppg in the first five games
- FIU Thanksgiving Classic All-Tournament Team
- Currently ranked third in the ACC in scoring with a 195 ppg average

## 2013-14 SEASON

- Was voted the ACC Sixth Player of the Year, the second-ever Cavalier to earn the honor
- Led all ACC "bench" players in scoring, averaging 11.8 points per game and is second in steals at 1.6 per game
- Her 11.8 points per game was third-best on the team and ranked No. 28 among all ACC players
- Ranked 14th in the ACC in free throw percentage (76.4 percent)
- Scored in double digit points in 17 games with five 20-point performances

## 2014-15 GAME-BY-GAME:

Opponent	GS	FG-FGA	3FG-3FGA	FT-FTA	Off-Def	Total Reb	PF	Points	A	TO	Blk	Stl	Min
OHIO STATE	*	9-22	3-7	4-5	1-5	6	3	25	5	1	0	3	36
RADFORD	*	5-11	1-3	0-0	0-4	4	2	11	0	0	0	2	28
at Xavier	*	8-14	2-2	8-8	1-3	4	2	26	0	3	0	3	35
AUBURN	*	6-13	3-4	3-4	0-5	5	3	18	0	2	2	2	33
vs Toledo	*	8-15	5-10	0-0	0-2	2	5	21	2	1	0	1	29
at FIU	*	6-12	0-3	4-5	0-1	1	1	16	1	0	0	1	30
at Illinois	*	5-17	1-5	5-5	0-2	2	2	16	3	5	0	0	27

## SINGLE GAME BESTS

### POINTS

Season: 26 at Xavier (11/20/14)

Career: 26 (2x) last at Xavier (11/20/14)

### REBOUNDS

Season: 6 vs Ohio State (11/14/14)

Career: 8 vs. North Carolina (02/20/14)

### FG MADE

Season: 9 vs Ohio State (11/14/14)

Career: 10 vs. Notre Dame (01/12/14)

### FG ATTEMPTS

Season: 22 vs Ohio State (11/14/14)

Career: 22 vs Ohio State (11/14/14)

### 3 PT FG MADE

Season: 3 vs Ohio State (11/14/14)

Career: 4 (2x) last vs. Florida State (01/19/14)

### 3 PT FG ATTEMPTS

Season: 10 vs Toledo (11/28/14)

Career: 10 vs Toledo (11/28/14)

### FT MADE

Season: 8 at Xavier (11/20/14)

Career: 10 vs. High Point (11/11/13)

### FT ATTEMPTS

Season: 8 at Xavier (11/20/14)

Career: 11 vs. High Point (11/11/13)

### ASSISTS

Season: 5 vs Ohio State (11/14/14)

Career: 6 vs. LA Tech (11/16/13)

### BLOCKS

Season:

Career: 1

### STEALS

Season: 3

Career: 3 (several)

### DOUBLE-DOUBLES

Season:

Career:

## CAREER STATISTICS

Year	G-GS	Min/Avg	FG-FGA	Pct.	3FG-A	Pct.	FT-FTA	Pct.	O-D	T	Avg.	Pf-DQ	Ast	TO	Blk	St	Pts	Avg
2012-13	30-7	624/20.8	49-186	.263	13-66	.197	39-47	.830	13-36	49	1.6	22-0	26	47	2	18	150	5.0
2013-14	31-4	704/22.7	137-330	.415	25-88	.284	68-89	.764	45-52	97	3.1	67-1	44	56	1	43	367	11.8
2014-15	7-7	218/31.1	47-104	.452	15-34	.441	24-27	.889	2-22	24	3.4	18-1	11	12	2	12	133	19.0
TOTAL	68-18	1546/22.7	233-620	.376	53-188	.282	131-163	.804	60-110	170	2.5	107-2	81	115	5	73	650	9.6

# TIFFANY SUAREZ #13

Sophomore • Guard • 5-11 • Miami, Fla. • Our Lady of Lourdes



## 2014-15 SEASON

- Scores six points against Radford, going 4-of-4 from the free throw line

## 2013-14 SEASON

- Appeared in 26 games with five starts
- Averaged 2.9 points with 1.1 rebounds
- In her first collegiate games in her home state, scored 17 points at the FGCU Tournament, including logging her first double-digit scoring effort against FGCU with 13 points
- After scoring 16 points against Coppin State, going 7-of-10 from the field, earned her first career start against Princeton in the championship game of the Cavalier Classic
- Scored in each of the last four games to close out the season, including both ACC tournament games

## AT A GLANCE

- Dade County Girl's Basketball 8A Player of the Year
- Three-time All-State
- Two-time All-Dade County
- Ranked No. 74 overall by Blue Star and No. 31 at her position by ESPN Hoop Gurlz

## 2014-15 GAME-BY-GAME:

Opponent	GS	FG-FGA	3FG-3FGA	FT-FTA	Off-Def	Total Reb	PF	Points	A	TO	Blk	Stl	Min
OHIO STATE	0-4	0-0	0-0	0-0	0-0	0	2	0	1	0	0	0	11
RADFORD	1-5	0-1	4-4	0-0	0	0	1	6	1	2	0	2	19
at Xavier	1-5	0-0	0-0	0-0	0	0	2	2	0	0	0	0	16
AUBURN	0-0	0-0	1-2	0-0	0	0	1	1	0	1	0	0	7
vs Toledo	0-3	0-0	0-0	1-1	2	1	1	0	1	1	0	0	10
at FIU	0-1	0-0	0-0	0-0	0	0	0	0	1	0	1	0	8
at Illinois	1-2	0-0	0-0	2-0	2	3	2	2	2	0	0	1	14

## SINGLE GAME BESTS

### POINTS

Season: 6 vs Radford (11/16/14)

Career: 16 vs. Coppin State (12/28/13)

### REBOUNDS

Season:

Career: 5 vs. Clemson (02/02/14)

### FG MADE

Season:

Career: 7 vs. Coppin State (12/28/13)

### FG ATTEMPTS

Season:

Career: 13 (2x) last at FGCU (12/21/13)

### 3 PT FG MADE

Season: --

Career: --

### 3 PT FG ATTEMPTS

Season:

Career: 3 vs. UMES (12/17/13)

### FT MADE

Season:

Career: 5 at FGCU (12/21/13)

### FT ATTEMPTS

Season:

Career: 5 at FGCU (12/21/13)

### ASSISTS

Season:

Career: 6 vs. Coppin State (12/28/13)

### BLOCKS

Season:

Career: 1 at Georgia Tech (02/14/14)

### STEALS

Season: 2 vs Radford (11/16/14)

Career: 3 (2x) last vs. Florida State (01/19/14)

### DOUBLE DOUBLES

Season:

Career:

## CAREER STATISTICS

Year	G-GS	Min/Avg	FG-FGA	Pct.	3FG-A	Pct.	FT-FTA	Pct.	O-D	T	Avg.	Pf-DQ	Ast	TO	Blk	St	Pts	Avg
2013-14	26-5	318/12.2	28-93	.301	0-7	.000	19-25	.760	8-21	29	1.1	38-1	27	33	1	14	75	2.9
2014-15	7-0	85/12.1	3-20	.150	0-1	.000	5-6	.833	3-1	4	0.6	10-0	6	4	1	3	11	1.6
TOTAL	33-5	403/12.2	31-113	.274	0-8	.000	24-31	.774	11-22	33	1.0	48-1	33	37	2	17	86	2.6

# SYDNEY UMERI

# #44

Sophomore • Forward • 6-1 • Acworth, Ga. • The Lovett School



## 2014-15 SEASON

- Had eight rebounds at Xavier
- Had the second double-digit scoring game of her career at Illinois, also matching her career high with eight rebounds

## 2013-14 SEASON

- Appeared in all 31 games with 11 starts, averaging 18.0 minutes per game
- Averaged 2.8 points and 2.8 rebounds per game
- Made her collegiate debut at James Madison, starting the game
- Played 30 minutes, scoring four points in her debut
- Had her first double-digit scoring game at Liberty with 12 points
- Started the first 10 games of the season before coming off the bench at FGCU
- Scored six of her eight points at Wake Forest in a span of 1:42 during the second half

## AT A GLANCE

- Ranked No. 29 overall and as the No. 9 forward by ESPN HoopGurlz
- Won a gold medal with the 2011 USA Basketball's U16 team at the FIBA Americas Championship in Mérida, Mexico
- Helped lead The Lovett School to a 2012 Georgia Region 6AA championship
- 2013 McDonald's All-America nominee
- Also competed one season (2009) for The Lovett School track team in the long and triple jumps, 400 and 4x400 and 4x100 relays as well as being a middle blocker for two seasons on the volleyball team

## 2014-15 GAME-BY-GAME:

Opponent	GS	FG-FGA	3FG-3FGA	FT-FTA	Off-Def	Total Reb	PF	Points	A	TO	Blk	Stl	Min
OHIO STATE		1-1	0-0	0-0	0-3	3	1	2	0	0	0	0	16
RADFORD		2-3	0-0	0-0	0-1	1	4	4	1	0	2	1	16
at Xavier		1-1	0-0	0-0	3-5	8	2	2	1	3	1	0	18
AUBURN		0-0	0-0	0-0	0-0	0	1	0	0	0	0	0	8
vs Toledo		2-3	0-0	2-2	1-2	3	1	6	1	0	0	0	22
at FIU		2-4	0-0	0-0	0-0	0	2	4	0	2	1	0	19
at Illinois		4-7	0-0	2-2	3-5	8	1	10	0	1	0	0	25

## SINGLE GAME BESTS

### POINTS

Season: 10 at Illinois (12/03/14)

Career: 12 at Liberty (11/19/13)

### REBOUNDS

Season: 8 (2x) last at Illinois (12/03/14)

Career: 8 (3x) last at Illinois (12/03/14)

### FG MADE

Season: 4 at Illinois (12/03/14)

Career: 4 (3x) at Illinois (12/03/14)

### FG ATTEMPTS

Season: 7 at Illinois (12/03/14)

Career: 7 at Illinois (12/03/14)

### 3 PT FG MADE

Season:

Career:

### 3 PT FG ATTEMPTS

Season: --

Career: --

### FT MADE

Season:

Career: 5 vs. UMES (12/17/13)

### FT ATTEMPTS

Season:

Career: 6 vs. UMES (12/17/13)

### ASSISTS

Season: 1

Career: 2 vs. North Carolina (2/20/14)

### BLOCKS

Season: 2 vs Radford (11/16/14)

Career: 2 vs Radford (11/16/14)

### STEALS

Season: 1

Career: 2

### DOUBLE DOUBLES

Season:

Career:

## CAREER STATISTICS

Year	G-GS	Min/Avg	FG-FGA	Pct.	3FG-A	Pct.	FT-FTA	Pct.	O-D	T	Avg.	Pf-DQ	Ast	TO	Blk	St	Pts	Avg
2013-14	31-11	557/18.0	32-93	.344	0-0	.000	22-33	.667	46-42	88	2.8	64-2	15	43	4	17	86	2.8
2014-15	7-0	124/17.7	12-19	.632	0-0	.000	4-4	1.000	7-16	23	3.3	12-0	3	6	4	1	28	4.0
TOTAL	38-11	681/17.9	44-112	.393	0-0	.000	26-37	.703	53-58	111	2.9	76-2	18	49	8	18	114	3.0

# MIKAYLA VENSON

# #1

Freshman • Guard • 5-7 • Arlington, Va. • Yorktown High



## 2014-15 SEASON

- Started in her first career game against Ohio State, scoring 11 points with three assists and two steals in 35 minutes
- Had three double-digit scoring efforts in the first four games of her career
- Had a season-high five steals at FIU while also scoring 12 points on 5-of-7 shooting

## HIGH SCHOOL

- Played one season at Yorktown High School, averaging 14.3 points per game and 5.5 assists per game
- 2011 Virginia High School League National District Co-Player of the Year and National District Rookie of the Year
- Virginia High School League National District First Team All-District, All-Rookie Team and All-Defensive Team
- Virginia Associated Press AAA All-Northern Region First Team and Washington Post All-Met Team honorable mention as well as earning All-Arlington High School Player of the Year honors from the Sun Gazette
- Did not play high school basketball after her freshman season, but continued training with her father and playing with AAU club teams
- Ranked No. 31 overall by Blue Star Report and No. 33 overall and No. 7 at her position by ESPN Hoopgurlz

## 2014-15 GAME-BY-GAME:

Opponent	GS	FG-FGA	3FG-3FGA	FT-FTA	Off-Def	Total Reb	PF	Points	A	TO	Blk	Stl	Min
OHIO STATE	*	3-12	1-6	4-4	0-1	1	2	11	3	2	0	2	35
RADFORD	*	6-8	0-2	0-0	0-3	3	2	12	1	2	0	1	23
at Xavier	*	2-9	1-3	0-0	0-6	6	1	5	5	2	1	0	35
AUBURN	*	3-4	3-4	1-3	0-3	3	3	10	1	2	0	0	26
at Toledo	*	4-10	1-4	0-0	1-0	1	2	9	4	1	0	0	37
at FIU	*	5-7	0-1	2-2	0-2	2	3	12	2	2	0	5	32
at Illinois	*	4-7	3-5	0-0	0-0	0	1	11	1	2	0	0	30

## SINGLE GAME BESTS

### POINTS

Season: 12 vs Radford (11/16/14)

Career:

### REBOUNDS

Season: 6 at Xavier (11/20/14)

Career:

### FG MADE

Season: 6 vs Radford (11/16/14)

Career:

### FG ATTEMPTS

Season: 12 vs Ohio State (11/14/14)

Career:

### 3 PT FG MADE

Season: 1

Career:

### 3 PT FG ATTEMPTS

Season: 6 vs Ohio State (11/14/14)

Career:

### FT MADE

Season: 4

Career:

### FT ATTEMPTS

Season: 4

Career:

### FT PERCENTAGE

Season: 4-4 vs Ohio State (11/14/14)

Career:

### ASSISTS

Season: 5 at Xavier (11/20/14)

Career:

### BLOCKS

Season:

Career:

### STEALS

Season: 2 vs Ohio State (11/14/14)

Career:

## CAREER STATISTICS

Year	G-GS	Min/Avg	FG-FGA	Pct.	3FG-A	Pct.	FT-FTA	Pct.	O-D	T	Avg.	Pf-DQ	Ast	TO	Blk	St	Pts	Avg
2014-15	7-7	218/31.1	27-57	.474	9-25	.360	7-9	.778	1-15	16	2.3	14-0	17	13	1	8	70	10.0

**2014-15 Virginia Women's Basketball  
Virginia Combined Team Statistics (as of Dec 03, 2014)  
All games**

<b>RECORD:</b>	<b>OVERALL</b>	<b>HOME</b>	<b>AWAY</b>	<b>NEUTRAL</b>
ALL GAMES	5-2	3-0	2-1	0-1
CONFERENCE	0-0	0-0	0-0	0-0
NON-CONFERENCE	5-2	3-0	2-1	0-1

#	Player	gp-gs	min	avg	Total		3-Point		F-Throw		Rebounds								pts	avg		
					fg-fga	fg%	3fg-fga	3fg%	ft-fa	ft%	off	def	tot	avg	pf	dq	a	to			blk	stl
20	Faith Randolph	7-7	218	31.1	47-104	.452	15-34	.441	24-27	.889	2	22	24	3.4	18	1	11	12	2	12	133	19.0
42	Sarah Imovbioh	7-7	194	27.7	42-66	.636	0-0	.000	22-35	.629	39	47	86	12.3	17	0	6	9	5	11	106	15.1
01	Mikayla Venson	7-7	218	31.1	27-57	.474	9-25	.360	7-9	.778	1	15	16	2.3	14	0	17	13	1	8	70	10.0
12	Breyana Mason	7-7	210	30.0	26-60	.433	5-11	.455	7-10	.700	1	13	14	2.0	10	0	29	11	0	1	64	9.1
21	Lauren Moses	7-7	174	24.9	19-47	.404	0-0	.000	10-20	.500	19	29	48	6.9	22	1	4	11	12	6	48	6.9
23	Aliyah Huland El	7-0	113	16.1	12-44	.273	4-22	.182	4-7	.571	6	12	18	2.6	15	0	4	11	3	6	32	4.6
44	Sydney Umeri	7-0	124	17.7	12-19	.632	0-0	.000	4-4	1.000	7	16	23	3.3	12	0	3	6	4	1	28	4.0
13	Tiffany Suarez	7-0	85	12.1	3-20	.150	0-1	.000	5-6	.833	3	1	4	0.6	10	0	6	4	1	3	11	1.6
03	Sarah Beth Barnette	7-0	60	8.6	2-10	.200	2-8	.250	0-1	.000	3	11	14	2.0	8	0	3	3	1	0	6	0.9
02	Jae'Lisa Allen	1-0	4	4.0	0-1	.000	0-0	.000	0-0	.000	0	0	0	0.0	0	0	0	0	0	0	0	0.0
	Team										13	10	23					1				
	Total.....	7	1400		190-428	.444	35-101	.347	83-119	.697	94	176	270	38.6	126	2	83	81	29	48	498	71.1
	Opponents.....	7	1400		164-404	.406	49-147	.333	76-116	.655	81	162	243	34.7	120	-	91	105	19	27	453	64.7

<b>TEAM STATISTICS</b>	<b>VA</b>	<b>OPP</b>	<b>Date</b>	<b>Opponent</b>	<b>Score</b>	<b>Att.</b>
SCORING	498	453	11/14/14	OHIO STATE	w 87-82	3358
Points per game	71.1	64.7	11/16/14	RADFORD	w 75-47	3172
Scoring margin	+6.4	-	11/20/14	at Xavier	w 71-62	714
FIELD GOALS-ATT	190-428	164-404	11/23/14	AUBURN	w 66-51	3526
Field goal pct	.444	.406	11/28/14	vs Toledo	L 62-64	436
3 POINT FG-ATT	35-101	49-147	11/30/14	at FIU	w 74-61	305
3-point FG pct	.347	.333	12/03/14	at Illinois	L 63-86	1253
3-pt FG made per game	5.0	7.0	* - Conference game			
FREE THROWS-ATT	83-119	76-116				
Free throw pct	.697	.655				
F-Throws made per game	11.9	10.9				
REBOUNDS	270	243				
Rebounds per game	38.6	34.7				
Rebounding margin	+3.9	-				
ASSISTS	83	91				
Assists per game	11.9	13.0				
TURNOVERS	81	105				
Turnovers per game	11.6	15.0				
Turnover margin	+3.4	-				
Assist/turnover ratio	1.0	0.9				
STEALS	48	27				
Steals per game	6.9	3.9				
BLOCKS	29	19				
Blocks per game	4.1	2.7				
ATTENDANCE	10056	2708				
Home games-Avg/Game	3-3352	3-757				
Neutral site-Avg/Game	-	1-436				

<b>Score by Periods</b>	<b>1st</b>	<b>2nd</b>	<b>Totals</b>
Virginia	232	266	498
Opponents	207	246	453

Official Basketball Box Score -- Game Totals -- Final Statistics  
Ohio State vs Virginia  
11/14/14 7 p.m. at JPJ Arena, Charlottesville, Va.

## Ohio State 82 • 0-1

#	Player	Total		3-Ptr		Rebounds			PF	TP	A TO Blk Stl				Min
		FG-FGA	FT-FGA	FG-FGA	FT-FGA	Off	Def	Tot			A	TO	Blk	Stl	
22	Alexa Hart	f	3-6	0-0	0-0	4	5	9	3	6	1	0	3	1	27
03	Kelsey Mitchell	g	9-27	3-12	5-8	0	2	2	4	26	4	3	1	0	38
13	Cait Craft	g	4-11	2-6	0-0	2	1	3	0	10	1	1	0	1	39
14	Ameryst Alston	g	8-16	5-8	6-6	0	4	4	3	27	3	2	0	0	39
20	Asia Doss	g	2-8	1-4	2-2	1	6	7	2	7	6	3	0	1	32
01	Kalpana Beach	g	3-6	0-0	0-0	1	6	7	3	6	0	0	1	0	20
21	Lisa Blair	g	0-0	0-0	0-0	0	1	1	0	0	0	0	0	0	5
Team						5	2	7							
Totals			29-74	11-30	13-16	13	27	40	15	82	15	9	5	3	200

FG % 1st Half: 15-40 37.5% 2nd half: 14-34 41.2% Game: 29-74 39.2%  
3FG % 1st Half: 4-14 28.6% 2nd half: 7-16 43.8% Game: 11-30 36.7%  
FT % 1st Half: 9-10 90.0% 2nd half: 4-6 66.7% Game: 13-16 81.3%

## Virginia 87 • 1-0

#	Player	Total		3-Ptr		Rebounds			PF	TP	A TO Blk Stl				Min
		FG-FGA	FT-FGA	FG-FGA	FT-FGA	Off	Def	Tot			A	TO	Blk	Stl	
21	Lauren Moses	f	1-6	0-0	2-2	4	3	7	4	4	0	1	2	1	20
42	Sarah Imovbioh	c	7-10	0-0	4-6	10	14	24	1	18	0	2	3	0	32
01	Mikayla Venson	g	3-12	1-6	4-4	0	1	1	2	11	3	2	0	2	35
12	Breyana Mason	g	8-11	5-7	1-2	0	0	0	2	22	6	2	0	0	26
20	Faith Randolph	g	9-22	3-7	4-5	1	5	6	3	25	5	1	0	3	36
03	Sarah Beth Barnette	g	0-3	0-3	0-0	1	1	2	1	0	1	0	0	0	11
23	Tiffany Suarez	g	0-4	0-0	0-0	0	0	0	2	0	1	0	0	0	11
23	Aliyah Huland El	g	2-7	1-3	0-0	0	1	1	4	5	1	2	2	0	13
44	Sydney Umeri	g	1-1	0-0	0-0	0	3	3	1	2	0	0	0	0	16
Team						4	3	7							
Totals			31-76	10-26	15-19	20	31	51	20	87	17	10	7	6	200

FG % 1st Half: 15-38 39.5% 2nd half: 16-38 42.1% Game: 31-76 40.8%  
3FG % 1st Half: 5-13 38.5% 2nd half: 5-13 38.5% Game: 10-26 38.5%  
FT % 1st Half: 4-4 100.0% 2nd half: 11-15 73.3% Game: 15-19 78.9%

Officials: Dee Kantner, Joseph Vaszily, Karen Preato  
Technical fouls: Ohio State-None. Virginia-None.  
Attendance: 3358

Score by periods	1st	2nd	Total
Ohio State	43	39	82
Virginia	39	48	87

Official Basketball Box Score -- Game Totals -- Final Statistics  
Radford vs Virginia  
11/16/14 1:00 p.m. at JPJ Arena, Charlottesville, Va.

## Radford 47 • 0-1

#	Player	Total		3-Ptr		Rebounds			PF	TP	A TO Blk Stl				Min
		FG-FGA	FT-FGA	FG-FGA	FT-FGA	Off	Def	Tot			A	TO	Blk	Stl	
22	WORTHY, Jayda	f	2-4	0-0	4-6	5	3	8	3	8	1	1	1	0	19
13	ROSS, Rachel	c	4-6	0-0	1-2	1	3	4	4	9	0	0	0	0	21
03	FOY, Aisha	g	0-10	0-6	0-0	0	0	0	2	0	1	5	0	0	30
05	AVERY, Ayana	g	1-9	1-8	0-0	0	1	1	1	3	3	1	0	0	28
05	McIVOR, Kiera	g	0-3	0-1	0-0	0	0	0	2	0	0	2	0	0	23
02	TOOHEY, Jordan	g	0-0	0-0	0-0	0	0	0	0	0	0	0	0	0	1
11	QUEVEDO, Claudia	g	1-3	0-1	2-2	0	2	2	1	4	0	1	0	0	17
12	ALLEN, Brittany	g	0-1	0-1	0-0	0	1	1	0	0	1	1	0	0	6
14	GILMORE, Gaby	g	1-3	0-1	1-2	0	4	4	1	3	1	1	0	0	15
21	WHITE, Janayla	g	4-9	0-0	6-7	7	3	10	5	14	0	1	2	0	19
24	GAYMON, Jordynn	g	3-6	0-0	0-1	2	6	8	3	6	0	7	0	0	21
Team						1	4	5							
Totals			16-54	1-18	14-20	16	27	43	22	47	7	20	3	0	200

FG % 1st Half: 8-27 29.6% 2nd half: 8-27 29.6% Game: 16-54 29.6%  
3FG % 1st Half: 0-10 0.0% 2nd half: 1-8 12.5% Game: 1-18 5.6%  
FT % 1st Half: 5-9 55.6% 2nd half: 9-11 81.8% Game: 14-20 70.0%

## Virginia 75 • 2-0

#	Player	Total		3-Ptr		Rebounds			PF	TP	A TO Blk Stl				Min
		FG-FGA	FT-FGA	FG-FGA	FT-FGA	Off	Def	Tot			A	TO	Blk	Stl	
21	Lauren Moses	f	3-7	0-0	1-3	2	3	5	2	7	0	1	2	0	23
42	Sarah Imovbioh	c	6-10	0-0	2-3	5	4	9	3	14	0	0	0	1	20
01	Mikayla Venson	g	6-8	0-2	0-0	0	3	3	2	12	1	2	0	1	23
12	Breyana Mason	g	4-8	0-0	3-5	0	3	3	1	11	5	0	0	1	31
20	Faith Randolph	g	5-11	1-3	0-0	0	4	4	2	11	0	0	0	2	28
02	JaeLisa Allen	g	0-1	0-0	0-0	0	0	0	0	0	0	0	0	0	4
03	Sarah Beth Barnette	g	1-2	1-1	0-0	2	2	4	1	3	0	0	0	0	17
23	Tiffany Suarez	g	1-5	0-1	4-4	0	0	0	1	6	1	2	0	2	19
13	Aliyah Huland El	g	2-11	0-7	3-5	1	4	5	4	7	1	2	0	0	19
44	Sydney Umeri	g	2-3	0-0	0-0	0	1	1	4	4	1	0	2	1	16
Team						4	0	4							
Totals			30-66	2-14	13-20	14	24	38	20	75	9	5	4	9	200

FG % 1st Half: 12-33 36.4% 2nd half: 18-33 54.5% Game: 30-66 45.5%  
3FG % 1st Half: 0-7 0.0% 2nd half: 2-7 28.6% Game: 2-14 14.3%  
FT % 1st Half: 7-11 63.6% 2nd half: 6-9 66.7% Game: 13-20 65.0%

Officials: Luis Gonzalez, Diana DePaul, Kristi Vera  
Technical fouls: Radford-None. Virginia-None.  
Attendance: 3172

RU: White fouled out at 3:32 (II)

Score by periods	1st	2nd	Total
Radford	21	26	47
Virginia	31	44	75

Points	In	Off	2nd	Fast	Deadball
RAD	28	0	23	0	27
VA	32	21	13	6	20

Last FG - RAD 2nd-00:16, VA 2nd-01:12.  
Largest lead - RAD None, VA by 32 2nd-01:12.  
RAD led for 00:00. VA led for 38:11. Game was tied for 01:49.

Score tied - 0 times.  
Lead changed - 0 times.

## Official Basketball Box Score -- Game Totals -- Final Statistics

Virginia vs Xavier  
11/20/14 7 p.m. at Cincinnati, Ohio (Cintas Center)

## Virginia 71 • 3-0

#	Player	Total		3-Ptr		Rebounds			PF	TP	A TO Blk Stl				Min
		FG-FGA	FT-FGA	FG-FGA	FT-FGA	Off	Def	Tot			A	TO	Blk	Stl	
21	Lauren Moses	f	3-5	0-0	2-3	0	6	6	2	8	1	1	2	2	23
42	Sarah Imovbioh	c	9-14	0-0	0-1	7	6	13	2	18	1	1	0	1	35
01	Mikayla Venson	g	2-9	1-3	0-0	0	6	6	1	5	5	2	1	0	35
12	Breyana Mason	g	3-10	0-0	0-0	0	2	2	3	6	6	2	0	0	25
20	Faith Randolph	g	8-14	2-2	8-8	1	3	4	2	26	0	3	0	3	35
03	Sarah Beth Barnette	g	0-0	0-0	0-0	1	1	1	0	0	1	0	0	0	3
23	Tiffany Suarez	g	1-5	0-0	0-0	0	0	0	2	2	0	0	0	0	16
23	Aliyah Huland El	g	2-4	0-2	0-0	0	2	2	0	4	0	2	0	2	10
44	Sydney Umeri	g	1-1	0-0	0-0	3	5	8	2	2	1	3	1	0	18
Team						2	0	2							
Totals			29-62	3-7	10-12	13	31	44	15	71	14	15	4	8	200

FG % 1st Half: 17-38 44.7% 2nd half: 12-24 50.0% Game: 29-62 46.8%  
3FG % 1st Half: 1-5 20.0% 2nd half: 2-2 100.0% Game: 3-7 42.9%  
FT % 1st Half: 2-3 66.7% 2nd half: 8-9 88.9% Game: 10-12 83.3%

## Xavier 62 • 2-1

#	Player	Total		3-Ptr		Rebounds			PF	TP	A TO Blk Stl				Min
		FG-FGA	FT-FGA	FG-FGA	FT-FGA	Off	Def	Tot			A	TO	Blk	Stl	
14	GLOVER, Briana	f	2-6	1-3	0-0	2	0	2	1	5	0	2	0	0	23
23	SCHAEFER, Leah	f	0-2	0-0	0-0	1	5	6	1	0	1	1	0	0	21
00	TURNER, Marquia	g	2-7	2-5	0-0	1	1	2	2	6	2	1	1	1	21
30	GAFFNEY, Raeshawn	g	4-12	0-2	7-8	2	2	4	1	15	0	0	0	0	25
05	CRITTENDON, Jenna	g	0-5	0-2	2-2	1	2	3	1	2	2	0	1	1	22
01	FINCHER, Kindell	g	4-8	3-5	0-1	1	3	4	2	11	1	2	0	3	15
02	KYNARD, Maleeka	g	3-7	1-3	1-2	0	1	1	2	8	4	1	0	1	17
12	BYRD, Jada	g	1-1	1-1	0-0	0	1	1	0	3	0	0	0	0	2
15	ZANTT, Aliyah	g	2-6	0-4	0-0	0	2	2	0	4	1	2	0	0	18
21	BLACKWELL, Maddison	g	1-3	0-0	0-0	1	2	3	1	2	3	0	1	1	16
22	DAWSON, Erica	g	0-0	0-0	0-0	0	0	0	0	0	0	0	0	0	0+
24	THOMPSON, Martha	g	0-0	0-0	0-0	1	0	1	0	0	0	1	0	0	2
25	AJANEN, Anniina	g	3-5	0-0	0-0	0	1	1	3	6	0	0	0	0	18
Team						1	2	3							
Totals			22-62	8-25	10-13										



### Official Basketball Box Score -- Game Totals -- Final Statistics Toledo vs Virginia 11/28/14 8:00 PM at FIU Arena (Miami, Fla.)

Toledo 64 • 3-2

#	Player	Total			3-Ptr		Rebounds			PF	TP	A	TO	Blk	Stl	Min
		FG-FGA	FG-FGA	FT-FTA	Off	Def	Tot									
01	HARRIS, Brenae	* 1-6	0-2	2-2	0	5	5	0	4	2	1	0	0	0	36	
23	ZANOQUERA, Inma	* 7-9	4-4	6-6	2	3	5	1	24	10	1	0	0	0	38	
24	RASMUSSEN, Michaela	* 7-15	1-6	4-9	2	6	8	2	19	0	2	0	0	0	38	
32	CAPOTOSTO, Ana	* 4-8	2-6	1-2	2	5	7	2	11	0	1	0	1	34		
43	REECHER, Sophie	* 2-2	0-0	0-0	1	0	1	5	4	0	2	0	0	21		
12	MONAKANA, Janice	1-5	0-3	0-0	0	1	1	2	2	0	1	0	0	0	12	
21	de ALFREDO, Elena	0-1	0-1	0-0	0	1	1	1	0	0	0	0	0	5		
33	KESSLER, Nancy	0-0	0-0	0-0	0	0	0	3	0	0	1	0	0	0	9	
35	WOODY, Jada	0-0	0-0	0-0	0	0	0	0	0	1	0	0	0	7		
Team					0	2	2					3				
Totals		22-46	7-22	13-19	7	23	30	16	64	13	12	0	1	200		
FG % 1st Half: 10-22 45.5%		2nd half: 12-24 50.0%	Game: 22-46 47.8%		Deadball Rebounds 3											
3FG % 1st Half: 5-15 33.3%		2nd half: 2-7 28.6%	Game: 7-22 31.8%													
FT % 1st Half: 2-6 33.3%		2nd half: 11-13 84.6%	Game: 13-19 68.4%													

Virginia 62 • 4-1

#	Player		Total		3-Ptr		Rebounds			PF	TP	A	TO	Blk	Stl	Min
			FG-FGA	FG-FGA	FT-FTA	FT-FTA	Off	Def	Tot							
01	Mikayla Venson	*	4-10	1-4	0-0	1	0	1	2	9	4	1	0	0	37	
12	Breyana Mason	*	0-7	0-1	0-0	0	3	3	2	0	3	1	0	0	29	
20	Faith Randolph	*	8-15	5-10	0-0	0	2	2	5	21	2	1	0	1	29	
21	Lauren Moses	*	6-10	0-0	2-4	5	3	8	4	14	0	2	0	0	25	
42	Sarah Imovbioh	*	3-7	0-0	3-5	5	4	9	3	9	2	2	0	0	31	
03	Sarah Beth Barnette		0-1	0-1	0-0	0	1	1	1	0	0	0	0	0	2	
13	Tiffany Suarez		0-3	0-0	0-0	1	1	2	1	0	1	1	0	0	10	
23	Aliyah Huland El		1-4	1-4	0-0	1	1	2	0	3	0	1	0	0	15	
44	Sydney Umeri		2-3	0-0	2-2	1	2	3	1	6	1	0	0	0	22	
Team						1	3	4								
Totals			24-60	7-20	7-11	15	20	35	19	62	13	9	0	1	200	
FG % 1st Half: 14-30 46.7% 2nd half: 10-30 33.3% Game: 24-60 40.0% Deadball Rebounds 3																
3FG % 1st Half: 4-10 40.0% 2nd half: 3-10 30.0% Game: 7-20 35.0%																
FT % 1st Half: 1-3 33.3% 2nd half: 6-8 75.0% Game: 7-11 63.6%																

Officials: Bob Trammell, Maria Gearhart, Will Schriber  
Technical fouls: Toledo-None. Virginia-None.  
Attendance: 436

Score by periods	1st	2nd	Total
Toledo	27	37	64
Virginia	33	29	62

Last FG - TOLEDO 2nd-00:04, VA 2nd-00:13.  
Largest lead - TOLEDO by 3 1st-09:54, VA by 10 2nd-18:39.  
TOLEDO led for 04:06, VA led for 35:06. Game was tied for 00:44.

Score tied - 4 times.  
Lead changed - 7 times.

### Official Basketball Box Score -- Game Totals -- Final Statistics Virginia vs FIU 11/30/14 2:00 PM at FIU Arena (Miami, Fla.)

Virginia 74 • 5-1

#	Player		Total		3-Ptr		Rebounds			PF	TP	A	TO	Blk	Stl	Min
			FG-FGA	FG-FGA	FT-FTA	FT-FTA	Off	Def	Tot							
01	Mikayla Venson	*	5-7	0-1	2-2	0	2	2	3	12	2	2	0	5	32	
12	Breyana Mason	*	5-10	0-1	1-1	0	0	0	1	11	2	1	0	0	31	
20	Faith Randolph	*	6-12	0-3	4-5	0	1	1	1	16	1	0	0	1	30	
21	Lauren Moses	*	3-8	0-0	1-2	2	2	4	2	7	2	0	3	2	29	
42	Sarah Imovbioh	*	8-12	0-0	0-1	2	8	10	4	16	1	1	0	5	25	
03	Sarah Beth Barnette		0-2	0-2	0-0	0	0	0	2	0	0	0	1	0	7	
13	Tiffany Suarez		0-1	0-0	0-0	0	0	0	0	0	0	1	0	1	0	8
23	Aliyah Huland El		3-6	2-3	0-0	1	2	3	2	8	1	1	0	1	19	
44	Sydney Umeri		2-4	0-0	0-0	0	0	0	2	4	0	2	1	0	19	
Team						1	0	1								
Totals			32-62	2-10	8-11	6	15	21	17	74	10	7	6	14	200	
FG % 1st Half: 17-33 51.5%			2nd half: 15-29 51.7%	Game: 32-62 51.6%			Deadball Rebounds 1									
3FG % 1st Half: 0-2 0.0%			2nd half: 2-8 25.0%	Game: 2-10 20.0%												
FT % 1st Half: 3-3 100.0			2nd half: 5-8 62.5%	Game: 8-11 72.7%												

FIU 61 • 0-5

#	Player		Total		3-Ptr		Rebounds			PF	TP	A	TO	Blk	Stl	Min
			FG-FGA	FG-FGA	FT-FTA	Off	Def	Tot								
01	POUND, Kiandre'a	*	6-16	3-6	3-4	2	9	11	1	18	0	4	1	1	37	
03	LABADY, Zsafia	*	0-1	0-0	0-0	1	0	1	2	0	0	2	0	0	11	
05	SHADE, Taylor	*	5-8	1-2	1-1	0	1	1	2	12	8	5	0	1	34	
12	DAVYDOVA, Marita	*	3-6	0-0	3-4	1	2	3	2	9	1	1	1	0	33	
23	TODOROVIC, Nikolina	*	0-0	0-0	0-0	0	1	1	0	0	1	3	0	0	10	
13	HEGEDUS, Janka		0-0	0-0	0-0	0	0	0	0	0	0	0	0	0	1	
20	HAWKINS, Aajah		0-2	0-0	1-2	1	1	2	4	1	3	3	0	1	26	
21	FEAGIN, Destini		3-7	1-1	0-0	1	5	6	0	7	1	4	0	0	27	
32	MCKINZIE, Tynia		5-6	1-2	3-4	1	3	4	3	14	0	3	0	0	21	
Team						3	4	7								
Totals			22-46	6-11	11-15	10	26	36	14	61	14	25	2	3	200	
FG % 1st Half: 11-23		47.8%	2nd half: 11-23		47.8%	Game: 22-46		47.8%		Deadball Rebounds						
3FG % 1st Half: 2-4		50.0%	2nd half: 4-7		57.1%	Game: 6-11		54.5%		3						
FT % 1st Half: 1-2		50.0%	2nd half: 10-13		76.9%	Game: 11-15		73.3%								

Officials: Kelly Johnson, Craig Miller, Deanna Jackson  
Technical fouls: Virginia-None. FIU-None.  
Attendance: 305

Score by periods	1st	2nd	Total
Virginia	37	37	74
FIU	25	36	61

Last FG - VA 2nd-00:20, FIU 2nd-00:10.  
Largest lead - VA by 20 2nd-13:50, FIU None.  
VA led for 39:15, FIU led for 00:00. Game was tied for 00:45.

Score tied - 0 times.  
Lead changed - 0 times.

### Official Basketball Box Score -- Game Totals -- Final Statistics Virginia vs Illinois 12/03/14 7:05 PM at State Farm Center, Champaign, Ill.

Virginia 63 • 5-2

#	Player		Total		3-Ptr		Rebounds			PF	TP	A	TO	Blk	Stl	Min
			FG-FGA	FG-FGA	FT-FTA	Off	Def	Tot								
21	Lauren Moses	f	2-6	0-0	1-4	4	9	13	5	5	0	3	2	0	27	
42	Sarah Imovbioh	c	2-4	0-0	6-11	4	4	8	4	10	0	1	2	0	23	
01	Mikayla Venson	g	4-7	3-5	0-0	0	0	0	1	11	1	2	0	0	30	
12	Breyana Mason	g	2-8	0-2	2-2	1	3	4	0	6	3	3	0	0	36	
20	Faith Randolph	g	5-17	1-5	5-5	0	2	2	2	16	3	5	0	0	27	
03	Sarah Beth Barnette		0-0	0-0	0-0	0	0	0	0	0	0	0	0	0	3	
13	Tiffany Suarez		1-2	0-0	0-0	2	0	2	3	2	2	0	0	1	14	
23	Aliyah Huland El		1-5	0-2	1-2	2	1	3	3	3	0	2	0	1	15	
44	Sydney Umeri		4-7	0-0	2-2	3	5	8	1	10	0	1	0	0	25	
Team						1	1	2			1					
Totals			21-56	4-14	17-26	17	25	42	19	63	9	18	4	2	200	
FG % 1st Half: 10-31			32.3%	2nd half: 11-25	44.0%	Game: 21-56			37.5%	Deadball Rebounds						
3FG % 1st Half: 0-5			0.0%	2nd half: 4-9	44.4%	Game: 4-14			28.6%							
FT % 1st Half: 2-6			33.3%	2nd half: 15-20	75.0%	Game: 17-26			65.4%	4						

Illinois 86 • 6-2

#	Player		Total		3-Ptr		Rebounds			PF	TP	A	TO	Blk	Stl	Min	
			FG-FGA	FG-FGA	FT-FTA	Off	Def	Tot									
34	Grant, Jacqui	f	7-9	1-2	1-2	3	4	7	5	16	3	2	1	0	24		
32	White, Chatrice	c	5-16	0-3	2-6	2	5	7	4	12	1	3	1	0	28		
15	Simmons, Kylee	g	5-7	4-6	1-2	0	2	2	1	15	3	1	0	0	36		
20	Carter, Brittany	g	1-7	0-4	3-3	0	2	2	2	5	3	1	0	1	32		
22	Crawford, Ivory	g	6-7	1-2	2-4	0	4	4	2	15	4	1	2	3	23		
00	Hartwell, Sarah		0-0	0-0	0-0	1	0	1	0	0	0	1	0	0	1		
02	Gleason, Taylor		0-0	0-0	0-0	0	0	0	1	0	0	0	0	0	1		
03	Tuck, Taylor		5-7	1-1	2-2	1	1	2	3	13	2	0	0	0	17		
05	Oden, Nia		0-1	0-1	0-0	0	1	1	1	0	0	0	0	0	3		
10	Coleman, Amarah		3-3	0-0	0-0	0	0	0	0	6	0	1	0	1	18		
12	McConnell, Ashley		1-1	1-1	1-2	0	0	0	1	4	0	0	0	0	6		
21	Kissinger, Brooke		0-2	0-1	0-0	0	0	0	1	0	0	0	0	0	7		
25	Cattenhead, Kennedy		0-0	0-0	0-0	0	1	1	0	0	1	1	0	0	4		
Team						1	1	2									
Totals						33-60	8-21	12-21	8	21	29	86	17	11	4	5	200
FG % 1st Half: 16-32			50.0%	2nd half: 17-28	60.7%	Game: 33-60	55.0%	Deadball Rebounds									
3FG % 1st Half: 3-12			25.0%	2nd half: 5-9	55.6%	Game: 8-21	38.1%	3,2									
FT % 1st Half: 3-3			100.0	2nd half: 9-18	50.0%	Game: 12-21	57.1%										

# 2014-15 VIRGINIA SEASON RESULTS & LEADERS

<b>RECORD:</b>	<b>OVERALL</b>	<b>HOME</b>	<b>AWAY</b>	<b>NEUTRAL</b>
<b>ALL GAMES</b>	5-2	3-0	2-1	0-1
<b>CONFERENCE</b>	0-0	0-0	0-0	0-0
<b>NON-CONFERENCE</b>	5-2	3-0	2-1	0-1

Date	UVa. Rank	Opponent	Score	W/L	Rec.	ACC	Attend.	High Scorer	High Reb.	Opp. High Scr
11/14		OHIO STATE	87-82	W	1-0	0-0	3358	Randolph 25	Imovbioh 24	Mitchell 26
11/16		RADFORD	75-47	W	2-0	0-0	3172	Imovbioh 14	Imovbioh 9	White 14
11/20	NR/RV	at Xavier	71-62	W	3-0	0-0	714	Randolph 26	Imovbioh 13	Gaffney 15
11/23	NR/RV	AUBURN	66-51	W	4-0	0-0	3526	Imovbioh 21	Imovbioh 13	Montgomery 24
11/28	NR/RV	vs Toledo	64-62	L	4-1	0-0	436	Randolph 21	Imovbioh 9	Zanoguera 24
11/30	NR/RV	at FIU	74-61	W	5-1	0-0	305	FR/SI 16	Imovbioh 10	Pound 18
12/03		at Illinois	86-63	L	5-2	0-0	1253	Randolph 16	Moses 13	Grant 16

# 2014-15 POINTS-REBS-ASSISTS

<b>OPPONENT</b>	<b>ALLEN</b>	<b>BARNETTE</b>	<b>GARNER</b>	<b>HULAND EL</b>	<b>IMOVBIQH</b>	<b>MASON</b>
OHIO STATE	DNP	0-2-1	DNP	5-1-1	18-24-0	22-0-6
RADFORD	0-0-0	3-4-0	DNP	7-5-1	14-9-0	11-3-5
at Xavier	DNP	0-1-0	DNP	4-2-0	18-13-1	6-2-6
AUBURN	DNP	3-6-2	DNP	2-2-1	21-13-2	8-2-4
vs. Toledo	DNP	0-1-0	DNP	3-2-0	9-9-2	0-3-3
vs. FIU	DNP	0-0-0	DNP	8-3-1	16-10-1	11-0-2
at Illinois	DNP	0-0-0	DNP	3-3-0	10-8-0	6-4-3
DELAWARE ST						
LONGWOOD						
ST. MARY'S						
HOWARD						
DAVIDSON						
DREXEL						
at VIRGINIA TECH						
WAKE FOREST						
at Syracuse						
BOSTON COLLEGE						
at Louisville						
at Miami						
GEORGIA TECH						
NC STATE						
at Clemson						
at Notre Dame						
DUKE						
FLORIDA ST						
at Pitt						
VIRGINIA TECH						
at UNC						
LOUISVILLE						

<b>OPPONENT</b>	<b>MOSES</b>	<b>RANDOLPH</b>	<b>SUAREZ</b>	<b>UMERI</b>	<b>VENSON</b>
OHIO STATE	4-7-0	25-6-5	0-0-1	2-3-0	11-1-3
RADFORD	7-5-0	11-4-0	6-0-1	4-1-1	12-3-1
at Xavier	8-6-1	26-4-0	2-0-0	2-8-1	5-6-5
AUBURN	3-5-1	18-5-0	1-0-0	0-0-0	10-3-1
vs. Toledo	14-8-0	21-2-2	0-2-1	6-3-1	9-1-4
vs. FIU	7-4-2	16-1-1	0-0-1	4-0-0	12-2-2
at Illinois	5-13-0	16-2-3	2-2-2	10-8-0	11-0-1
DELAWARE ST					
LONGWOOD					
ST. MARY'S					
HOWARD					
DAVIDSON					
DREXEL					
at VIRGINIA TECH					
WAKE FOREST					
at Syracuse					
BOSTON COLLEGE					
at Louisville					
at Miami					
GEORGIA TECH					
NC STATE					
at Clemson					
at Notre Dame					
DUKE					
FLORIDA ST					
at Pitt					
VIRGINIA TECH					
at UNC					
LOUISVILLE					

# GAME-BY-GAME STAT COMPARISONS

	Field Goal %		3-Point FG %		Free Throw Pct.		Rebounds	Turnovers
	Virginia	Opponent	Virginia	Opponent	Virginia	Opponent	UVa-Opp	UVa-Opp
OHIO STATE	31-76 (.408)	29-74 (.392)	10-26 (.385)	11-30 (.367)	15-19 (.789)	13-16 (.813)	51-40 (+11)	10-9
RADFORD	30-66 (.455)	16-54 (.296)	2-14 (.143)	1-18 (.056)	13-20 (.650)	14-20 (.700)	38-43 (-5)	5-20
at Xavier	29-62 (.468)	22-62 (.355)	3-7 (.429)	8-25 (.320)	10-12 (.833)	10-13 (.769)	44-33 (+11)	15-13
AUBURN	23-46 (.500)	20-62 (.323)	7-10 (.700)	8-20 (.400)	13-20 (.650)	3-12 (.250)	39-32 (+7)	17-15
vs Toledo	24-60 (.400)	22-46 (.478)	7-20 (.350)	7-22 (.318)	7-11 (.636)	13-19 (.684)	35-30 (+5)	9-12
at FIU	32-62 (.516)	22-46 (.478)	2-10 (.200)	6-11 (.545)	8-11 (.727)	11-15 (.733)	21-36 (-15)	7-25
at Illinois	21-56 (.375)	33-60 (.550)	4-14 (.286)	8-21 (.381)	17-26 (.654)	12-21 (.571)	42-29 (+13)	18-11

# MISCELLANEOUS STATS

**VIRGINIA**
**OPPONENT**

Bench Points . . . . .	77 (11 ppg)	127 (18.1 ppg)
FG Percentage- Home . . . . .	84-188 (.447)	65-190 (.342)
FG Percentage- Road . . . . .	82-180 (.456)	77-168 (.458)
FG Percentage- Neutral . . . . .	24-60 (.400)	22-46 (.478)
Most Points- Half . . . . .	48 (2nd vs Ohio State, 11/14)	43 (1st vs Ohio State, 11/14)
Fewest Points- Half . . . . .	22 (1st at Illinois, 12/03)	21 (1st vs Radford, 11/16)
	29 (2nd vs Toledo, 11/28)	
Largest Halftime Lead . . . . .	12 at FIU	
Largest Halftime Deficit . . . . .	16 at Illinois	

**VIRGINIA'S RECORD WHEN**

Game decided by 10 pts or less . . . . .	2-1
Leading at halftime . . . . .	4-1
Trailing at halftime . . . . .	1-1
Tied at halftime . . . . .	0-0
Went into overtime . . . . .	0-0
Leading by 10 or more points . . . . .	5-1
Shot FG 50% or better . . . . .	2-0
Shot FG less than 50% . . . . .	3-2
Shot FG less than 40% . . . . .	0-1
Shot FG 40% or better . . . . .	5-1
Holding opponent under 60 pts . . . . .	2-0
Scoring 30-39 points . . . . .	0-0
Scoring 40-49 points . . . . .	0-0
Scoring 50-59 points . . . . .	0-0
Scoring 60-69 points . . . . .	1-2
Scoring 70-79 points . . . . .	3-0
Scoring 80-89 points . . . . .	1-0
Scoring 90-100 points . . . . .	0-0
Outrebounding opponent . . . . .	3-2
Being outrebounded . . . . .	2-0
Tied in rebounding . . . . .	0-0
Have less TOs than opponent . . . . .	2-1
Committing 15 or less TOs . . . . .	4-1
Start #1, 12, 20, 21, 42 . . . . .	5-2
Playing a ranked opponent . . . . .	0-0
Playing a top-10 ranked opponent . . . . .	0-0
Playing on television . . . . .	0-0
Playing on ESPN3/Fox Go only . . . . .	1-0

**SCORING BENCHMARKS**
**GAMES WITH 20 OR MORE POINTS IN 14-15**

Faith Randolph . . . . .	3
Breyana Mason . . . . .	1
Sarah Imovbioh . . . . .	1

**GAMES WITH 10 OR MORE POINTS IN 14-15**

Faith Randolph . . . . .	7
Sarah Imovbioh . . . . .	6
Breyana Mason . . . . .	3
Mikayla Venson . . . . .	5
Lauren Moses . . . . .	1
Sydney Umeri . . . . .	1

**GAMES WITH 10 OR MORE REBOUNDS IN 14-15**

Sarah Imovbioh . . . . .	4
Lauren Moses . . . . .	1

**DOUBLE DOUBLES IN 14-15**

Sarah Imovbioh . . . . .	4
--------------------------	---

# THE LAST TIME

## VIRGINIA INDIVIDUALS

- **Had a double-double:** Sarah Imovbioh (16 pts, 10 reb) at FIU (11/30/14)
- **Two UVA players with double-doubles in the same game:** at NC State, 02/10/11 (Franklin 18-10, W. Edwards 13-11)
- **Four players in double figures:** at Illinois 12/03 (Imovbioh 10, Venson 11, Mason 11, Randolph 16)
- **Five players in double figures:** vs. North Carolina 02/20/14 (Imovbioh 12, Umeri 10, Franklin 11, Randolph 24, Gerson 12)
- **Six players in double figures:** vs. North Florida, 02/6/07 (Wright 20, Littles 18, McGuire 14, Williams 13, Zoll 10, Hartig 10)
- **Scored 20-24 points:** vs Auburn 11/23/14 (Imovbioh 21)
- **Scored 25-29 points:** 26, Faith Randolph at Xavier, 11/20/14
- **Scored 30-39 points:** 34, Monica Wright vs. Green Bay, 03/21/10
- **Scored 40-49 points:** \*\*48, Mimi Kennedy at North Carolina, 01/15/98
- **A non-starter scored 20 or more points:** 24, Faith Randolph vs North Carolina 02/20/14
- **Two or more Hoos scored 20 or more points in the same game:** vs Ohio State 11/14/14 (Randolph 25, Mason 22)
- **Perfect from the field (5 attempts):** 8-8, Jazmin Pitts vs Radford
- **Perfect at FT line (10 attempts):** 11-11, Monica Wright vs North Carolina, 02/15/10
- **Perfect at FT line (9 attempts):** 9-9, Faith Randolph vs North Carolina (2/20/14)
- **Perfect at FT line (8 attempts):** 8-8, Faith Randolph at Xavier (11/20/14)
- **Had 20 Free throw attempts:** \*\*20, Brandi Teamer at Wake Forest, 01/6/05
- **Had 15 rebounds:** 24, Sarah Imovbioh vs Ohio State 11/14/14
- **Had 20 rebounds:** 24, Sarah Imovbioh vs Ohio State 11/14/14
- **Had 10 assists:** 11, Sharneé Zoll vs. Georgia Tech, 03/2/08
- **Had 6 steals:** 6, Kelsey Wolfe at Miami, 01/06/13
- **Blocked 5 shots:** 5, Jocelyn Logan-Friend at North Carolina, 02/24/05

## VIRGINIA TEAM

- **UVA ranked in AP Top 25:** #22, 11/21/12
- **UVA ranked USA Today Top 25:** #22, 03/8/10
- **Played AP No. 1 team:** #1 Duke, L 79-58, 03/2/07
- **Defeated AP No. 1 team:** #1 Maryland, 75-74, 02/11/92
- **Defeated AP Top 10 team:** #6 Maryland, 86-72, 01/23/14
- **Defeated AP Top 25 team:** #6 Maryland, 86-72, 01/23/14

## FIELD GOAL SHOOTING

- **Shot 50 percent:** .516 (32-62) at FIU, 11/30/14
- **Shot 60 percent:** .623 (33-53) vs Georgia Tech, 03/2/08
- **Shot 70 percent:** \*\*.700 (42-60) at Wake Forest, 01/7/87
- **Made 30-39 field goals:** 32 at FIU 11/30/14
- **Made 40-49 field goals:** 42 vs. Wake Forest, 01/7/87
- **Made 50 field goals:** \*\*54 vs. Cleveland State, 11/29/95
- **Attempted 60-69 FG:** 62 at FIU, 11/30/14
- **Attempted 70-79 FG:** 76 vs Ohio State 11/14/14
- **Attempted 80 FG:** 85 at NC State, 02/10/11

## THREE-POINT SHOOTING

- **Shot 50 percent:** .700 (7-10) vs Auburn, 11/23/14
- **Shot 60 percent:** .700 (7-10) vs Auburn, 11/23/14
- **Shot 70 percent:** .700 (7-10) vs Auburn, 11/23/14
- **Shot 80 percent:** .857 (6-7) vs St. John's, 03/19/88
- **Made 10 three-pt. field goals:** 10 (of 26) vs Ohio State 11/14/14
- **Attempted 20 three-pt. FG:** 26 (made 10) vs Ohio State 11/14/14

## FREE THROW SHOOTING

- **Shot 80 percent:** .833 (10-12) at Xavier, 11/20/14
- **Shot 90 percent:** .909 (20-22) vs. Maryland, 01/23/14
- **Shot 100 percent:** 6-6 vs. Duke, 02/8/13
- **Made 20-29 free throws:** 20 vs. Maryland 01/23/14
- **Made 30-39 free throws:** 30 vs. North Carolina, 02/20/14
- **Attempted 30-39 FT:** 38 vs. North Carolina, 02/20/14
- **Attempted 40-49 FT:** 44 vs. Indiana, 11/26/09
- **Attempted 50+ FT:** \*\*54 at Wake Forest, 01/6/05

## SCORING

- **Scored 80 points:** 87 vs Ohio State 11/14/14

- **Scored 90 points:** 95 vs. LA Tech, 11/16/13
- **Scored 100 points:** 110 vs. USC Upstate, 11/18/09

## REBOUNDING

- **Had 50 rebounds:** 51 vs Ohio State 11/14/14
- **Had 60 rebounds:** 63 at Alabama, 12/21/12
- **Had 70 rebounds:** \*\*77 vs. Rider, 12/19/96

## ASSISTS

- **Had 20 assists:** 22 vs Florida State, 01/19/14
- **Had 30 assists:** \*\*37 vs. Cleveland State, 11/29/95

## STEALS

- **Had 15 steals:** 22 vs UMES, 12/17/13
- **Had 20 steals:** 22 vs UMES, 12/17/13
- **Had 25 steals:** 26 vs. Clemson, 02/12/12
- **UVA forced 30 turnovers:** 35 vs. UMES, 12/17/13
- **UVA committed 30 turnovers:** 32 at Alabama, 12/21/12

## MISCELLANEOUS

- **UVA in OT:** L, 79-72 vs Tulane, 12/20/13
- **UVA in 2OT:** L, 73-70 at Alabama, 12/21/12
- **UVA in 3OT:** W, 105-100 at North Carolina, 01/15/98
- **UVA shot 50% from the floor in first half:** .515 (17-33) at FIU, 11/30/14
- **UVA shot 50% from the floor in second half:** .517 (15-29) at FIU, 11/30/14
- **UVA shot 60% from the floor in first half:** .600 (15-25) at Florida State, 3/2/14
- **UVA shot 60% from the floor in second half:** .650 (13-20) vs Auburn, 11/23/14
- **UVA shot less than 20% from floor first half:** .192 (5-26) at Maryland, 12/06/12
- **UVA shot less than 30% from floor first half:** .265 (9-34) at Duke, 01/16/14
- **UVA shot less than 30% from floor 2nd half:** .289 (11-38) at Florida State, 3/2/14
- **UVA scored less than 15 points in first half:** 13 at Florida State, 01/8/06
- **UVA held opp to less than 15 points first half:** 14 vs. Virginia Tech, 01/03/13
- **UVA held opp to less than 10 points first half:** 6 vs. Norfolk State, 12/28/12
- **UVA held opponent to less than 30 points:** 23 vs. Norfolk State, 12/28/12
- **UVA failed to make at least one three-pointer:** 0-10 vs. Kansas State, 11/29/13

\*\*school record

# 2014-15 HIGHS/LOWS

**VIRGINIA HIGHS**

Points	.87 vs Ohio State 11/14/14	86 at Illinois 12/03/14
FG Made	32 at Illinois 12/03/14	33 at Illinois 12/03/14
FG Attempts	76 vs Ohio State 11/14/14	74 vs Ohio State 11/14/14
FG %	.516 (32-62) at FIU 11/30/14	.550 (33-60) at Illinois 12/03/14
3FG Made	10 vs Ohio State 11/14/14	11 vs Ohio State 11/14/14
3FG Attempts	26 vs Ohio State 11/14/14	30 vs Ohio State 11/14/14
3FG %	.700 (7-10) vs Auburn 11/23/14	.545 (6-11) at FIU 11/30/14
Free Throws Made	17 at Illinois 12/03/14	14 vs Radford 11/16/14
Free Throw Attempts	26 at Illinois 12/03/14	21 at Illinois 12/03/14
Free Throw %	.833 (10-12) at Xavier 11/20/14	.813 (13-16) vs Ohio State 11/14/14
Rebounds	51 vs Ohio State 11/14/14	43 vs Radford 11/16/14
Assists	17 vs Ohio State 11/14/20	17 at Illinois 12/03/14
Steals	14 at FIU 11/30/14	8 vs Auburn 11/23/14
Blocked Shots	7 vs Ohio State 11/14/14	5 vs Ohio State 11/14/14
Turnovers	18 at Illinois 12/03/14	25 at FIU 11/30/14
Fouls	20 (2x)	22 vs Radford 11/16/14

**OPPONENT HIGHS**
**VIRGINIA LOWS**

Points	.62 vs Toledo 11/28/14	47 vs Radford 11/16/14
FG Made	21 at Illinois 12/03/14	16 vs Radford 11/16/14
FG Attempts	46 vs Auburn 11/23/14	54 vs Radford 11/16/14
FG %	.375 (21-56) at Illinois 12/03/14	.296 (16-54) vs Radford 11/16/14
3FG Made	2 at FIU 11/30/14	1 vs Radford 11/16/14
3FG Attempts	7 at Xavier 11/20/14	18 vs Radford 11/16/14
3FG %	.143 (2-14) vs Radford 11/16/14	.056 (1-18) vs Radford 11/16/14
Free Throws Made	7 vs Toledo 11/28/14	3 vs Auburn 11/23/14
Free Throw Attempts	11 at FIU 11/30/14	12 vs Auburn 11/23/14
Free Throw %	.636 (7-11) vs Toledo 11/28/14	.250 (3-12) vs Auburn 11/23/14
Rebounds	21 at FIU 11/30/14	29 at Illinois 12/03/14
Assists	9 at Illinois 12/03/14	7 vs Radford 11/16/14
Steals	1 vs Toledo 11/28/14	0 vs Radford 11/16/14
Blocked Shots	0 vs Toledo 11/28/14	0 vs Toledo 11/28/14
Turnovers	9 vs Toledo 11/28/14	9 vs Ohio State 11/14/14
Fouls	15 at Xavier 11/20/14	14 at Xavier 11/20/14


**OPPONENT LOWS**
**VIRGINIA INDIVIDUAL HIGHS**

Points	26 Randolph at Xavier 11/20/14	27 Alston vs Ohio State 11/14/14
FG Made	9 (2x)	9 (2x) last: Montgomery vs Auburn 11/23/14
FG Attempts	22 Randolph vs Ohio State 11/14/14	27 Mitchell vs Ohio State 11/14/14
FG %	7-9 Imovbioh vs Auburn 11/23/14	7-9 Grant at Illinois 12/03/14
3FG Made	5 Mason vs Ohio State 11/14/14	6 Montgomery vs Auburn 11/23/14
3FG Attempts	7 (several)	12 Mitchell vs Ohio State 11/14/14
3FG Percentage	5-7 Mason vs Ohio State 11/14/14	4-6 Simmons at Illinois 12/03/14
	2-2 Randolph at Xavier 11/20/14	
FT Made	8 Randolph at Xavier 11/20/14	7 Gaffney at Xavier 11/20/14
FT Attempts	11 Imovbioh at Illinois 12/03/14	9 Rasmussen vs Toledo 11/28/14
FT Percentage	8-8 Randolph at Xavier 11/20/14	7-8 Gaffney at Radford 11/20/14
	5-5 Randolph at Illinois 12/03/14	6-6 Zanolguera vs Toledo 11/28/14
Rebounds	24 Imovbioh vs Ohio State 11/14/14	11 Pound at FIU 11/30/14
Assists	6 Mason (2x)	10 Zanolguera vs Toledo 11/23/14
Steals	4 Imovbioh vs Auburn 11/23/14	3 Crawford at Illinois 12/03/14
Blocked Shots	3 Imovbioh vs Ohio State 11/14/14	3 Hart vs Ohio State 11/14/14
Turnovers	5 Randolph at Illinois 12/03/14	7 Gaymon vs Radford 11/16/14

**OPPONENT INDIVIDUAL HIGHS**


**1**
**MIKAYLA  
VENSON**

Guard • Freshman  
5-7  
Arlington, Va.  
Yorktown High School


**2**
**JAE'LISA  
ALLEN**


Forward • Freshman  
6-2  
White Hall High School  
Pine Bluff, Ark.


**3**
**SARAH BETH  
BARNETTE**


Forward • Senior  
6-2  
Lexington Christian Acad./  
Univ. of Kentucky  
Lexington, Ky.


**10**
**J'KYRA  
BROWN**

Guard • Sophomore  
5-11  
Rocky Mount High School  
Rocky Mount, N.C.


**12**
**BREYANA  
MASON**

Guard • Sophomore  
5-8  
Forest Park High School  
Woodbridge, Va.


**13**
**TIFFANY  
SUAREZ**

Guard • Sophomore  
5-11  
Our Lady of Lourdes  
Miami, Fla.


**15**
**JARYN  
GARNER**

Guard • Junior  
5-7  
Germantown Academy  
Sewell, N.J.


**20**
**FAITH  
RANDOLPH**

Guard • Junior  
5-10  
Our Lady of Good Counsel  
Derwood, Md.


**21**
**LAUREN  
MOSES**

Forward • Freshman  
6-2  
Mount Holly, N.J.  
Rancocas


**23**
**ALIYAH  
HULAND EL**

Guard • Freshman  
6-1  
Randolph High School  
Randolph, N.J.


**42**
**SARAH  
IMOV BIOH**

Forward • Senior  
6-2  
St. Anne's-Belfield (Va.)  
Abuja, Nigeria


**44**
**SYDNEY  
UMERI**

Forward • Sophomore  
6-1  
The Lovett School  
Acworth, Ga.


**JOANNE  
BOYLE**

Head Coach  
Fourth Season


**KIM  
MCNEILL**

Associate Head Coach  
Fourth Season


**LA'KESHIA  
FRETT MEREDITH**

Assistant Coach  
Second Season


**CORY  
MCNEILL**

Assistant Coach  
Fourth Season


**SARAH  
HOLSINGER**

Asst. AD/Operations  
Fourth Season