



# **VIRGINIA**

**CAVALIER TRACK & FIELD/CROSS COUNTRY  
2017-18 FACT BOOK**





## TABLE OF CONTENTS

2	Media Information/Quick Facts
3	2017-18 Men's Roster
4	2017-18 Women's Roster
5-6	Bryan Fetzer
7	Todd Morgan
8	Pete Watson
9	Mario Wilson
10	Martin Maric
11	Coaches/Support Staff

### Cross Country

12	Panorama Farms - Women's Results
13	Panorama Farms - Men's Results
14	Women's Cross Country NCAA History
15	Women's Cross Country Honors
16-17	Women's Cross Country ACC Finishes
18	Men's Cross Country NCAA History
19	Men's Cross Country Honors
20-21	Men's Cross Country ACC Finishes

### Indoor Track and Field History

22	Women's Indoor NCAA History
23	Women's Indoor ACC History
24	Women's Indoor ACC Finishes
25	Men's Indoor NCAA History
26	Men's Indoor ACC History
27-28	Men's Indoor ACC Finishes

### Outdoor Track and Field History

29-30	Women's Outdoor NCAA History
31-32	Women's Outdoor ACC History
33-34	Women's Outdoor ACC Finishes
35-36	Men's Outdoor NCAA History
37-38	Men's Outdoor ACC History
39-40	Men's Outdoor ACC Finishes

### Records/All-Time Top Performances

41	Virginia Indoor Records
42	Women's Indoor Top Performances
43	Men's Indoor Top Performances
44	Women's Indoor Freshman Records
45	Men's Indoor Freshman Records
46	Relay Records (Indoor and Outdoor)
47	Virginia Outdoor Records
48-49	Women's Outdoor Top Performances
50-51	Men's Outdoor Top Performances
52	Women's Outdoor Freshman Records
53	Men's Outdoor Freshman Records
54	Non-NCAA Event School Records
55	Lannigan Field Records
56	Virginia Challenge Records

## MEDIA INFORMATION

Stephanie Withey  
Assistant Media Relations Director  
(Track & Field/Cross Country Contact)

Office:	(434) 982-5500
Direct:	(434) 982-5977
Cell:	(434) 996-0044
Email:	fenstermaker@virginia.edu

## QUICK FACTS

### SCHOOL FACTS

Location	Charlottesville, Va.
Founded	1819 (by Thomas Jefferson)
Enrollment	23,372 (15,669 undergraduates)
President	Dr. Teresa A. Sullivan
Nickname	Cavaliers
Colors	Orange and Blue
Conference	ACC
Athletics Director	Carla Williams
Sr. Associate AD/SWA	Jane Miller

### TRACK & FIELD INFORMATION

Director of Track and Field/Cross Country	
Bryan Fetzer	fetzer@virginia.edu (434) 982-5151
Head Women's Cross Country Coach/ Assistant T&F Coach/Women's Recruiting Coordinator	
Todd Morgan	toddmorgan@virginia.edu (434) 243-1707
Head Men's Cross Country Coach/ Assistant T&F Coach/Men's Recruiting Coordinator	
Pete Watson	petewatson@virginia.edu (434) 243-1705
Assistant Coaches	
Mario Wilson	mariowilson@virginia.edu (434) 982-5647
Martin Maric	martinmaric@virginia.edu (434) 982-5762
Michelle Freeman	Mfreeman@virginia.edu

Office Location:	McCue Center
Home Facility for Cross Country:	Panorama Farms
Home Facility for Track & Field:	Lannigan Field

# V 2017-18 MEN'S ROSTER

Name	Events	Yr.	Hometown (High School/Previous School)
Thomas Amabile	Cross Country/Middle Distance	SO	Chesapeake, Va. (Indian River)
Rohann Asfaw	Cross Country/Distance	FR	Rockville, Md. (Richard Montgomery)
Anthony Bouselli	Throws	SR	Hawley, Pa. (Wallenpaupack)
Ryan Buscaglia	Middle Distance	FR	Richmond, Va. (Maggie Walker)
Logan Carrington	Middle Distance	SR	Leesburg, Va. (Tuscarora)
Jack Claiborne	Multi's	SO	Johannesburg, South Africa (Woodberry Forest)
Lachlan Cook	Cross Country/Middle Distance	SO	Brisbane, Australia (Brisbane State)
Alex Corbett	Cross Country/Distance	RS SO	Burke, Va. (Lake Braddock)
Brent Demarest	Cross Country/Distance	SR	Charleston, S.C. (Porter Gaud)
Jake Dixon	Sprints	JR	Falmouth, Maine (Cheverus)
Spencer Dodds	Cross Country/Distance	SO	Temecula, Calif. (Texas)
Oghenakpobo Efekoro	Throws	RS JR	Brooklyn, N.Y. (Connecticut)
AJ Ernst	Cross Country/Middle Distance	SO	Marblehead, Mass. (Marblehead)
Willem Geuskens	Multi's	FR	Antwerp, Belgium
JT Graass	Cross Country/Middle Distance	SO	Dallas, Texas (St. Mark's)
Kenneth Hagen	Middle Distance	SR	Blacksburg, Va. (Blacksburg)
Trevor Hopper	Cross Country/Distance	JR	Ridgefield, Conn. (Ridgefield)
Emmanuel Jackson	Hurdles	JR	Raleigh, N.C. (Sanderson)
Hilmar Jonsson	Throws	JR	Reykjavik, Iceland (Menntaskolinn I Kopavogi)
Ari Klau	Cross Country/Distance	RS SO	West Hartford, Conn. (Hall)
Jack Lint	Multi's/Hurdles	RS JR	Westerville, Ohio (Columbus Academy)
Harry Monroe	Cross Country/ Distance	FR	Alexandria, Va. (Gonzaga Prep)
Randy Neish	Cross Country/Middle Distance	SO	Glastonbury, Conn. (Glastonbury)
Matthew Novak	Cross Country/Middle Distance	RS SO	Glen Allen, Va. (Deep Run)
Brandon Outlaw	Sprints	FR	Moorestown, N.J. (Moorestown)
John Pace	Cross Country/Distance	RS SO	Chantilly, Va. (Westfield)
Nace Plesko	Throws	JR	Ljubljana, Slovenia (Iowa State)
Jordan Scott	Jumps	SO	Portmore, Jamaica (Campion College)
Alfred Shirley III	Sprints/Hurdles/Jumps	FR	Chesapeake, Va. (Oscar F. Smith)
Sam Teller	Cross Country/Middle Distance	SO	Westerville, Ohio (Blacksburg)
Noah Toney	Sprints	SO	West Orange, N.J. (Wardlaw-Hartridge)
Saurav Velleleth	Cross Country/Distance	FR	Dulles, Va. (Thomas Jefferson)
Chase Weaverling	Cross Country/Distance	SR	Darnestown, Md. (Poolesville)
James Williams	Throws	RS JR	Radford, Va. (Radford)
Jordan Willis	Sprints	FR	Williamsburg, Va. (Jamestown)
Conal Wilson	Cross Country/Distance	SO	Auckland, New Zealand (Auckland Boys Grammar)
Aaron Worrell	Jumps	RS SR	Fort Eustis, Va. (Woodside)
Sam Young	Pole Vault	RS SO	Lewes, Del. (Delaware)

# V 2017-18 WOMEN'S ROSTER

Name	Events	Yr.	Hometown/High School/Previous College
Jade Baker	Throws	JR	North Richland Hills, Texas (Covenant Christian)
Mia Barron	Jumps	RS JR	Minnetonka, Minn. (Minnetonka)
Marija Bogavac	Javelin	JR	Mojkovac, Montenegro (Kennesaw State)
Kiera Bothwell	Cross Country/Distance	FR	Springfield, Va. (West Springfield)
Jill Bracaglia	Cross Country/Distance	SO	Herndon, Va. (Oakton)
Khyasia Caldwell-Adams	Jumps	FR	Pocono Summit, Pa. (Pocono Mountain East)
Emma Call	Cross Country/Middle Distance	SO	Richmond, Va. (Walker)
Libby Davidson	Cross Country/Distance	FR	Lynchburg, Va. (E.C. Glass)
Tedi DeMaria	Pole Vault	SO	Feura Bush, N.Y. (Bethlehem Central)
Margot Ehrental	Cross Country/Distance	FR	Concord, Mass. (Concord Carlisle)
Kate Eiselt	Cross Country/Distance	FR	Charlotte, N.C. (Myers Park)
Carly Feyerabend	High Jump	JR	Mechanicsville, Va. (Atlee)
Katie Freix	Pole Vault	SR	Chantilly, Va. (Westfield)
Jesse Geller	Javelin	FR	Demarest, N.J. (Northern Valley Demarest)
Briana Gess	Cross Country/Distance	FR	Haddonfield, N.J. (Haddonfield Memorial)
Raeann Giannattasio	Cross Country/Distance	FR	Colts Neck, N.J. (Colts Neck)
Carter Green	Throws	SR	Ashland, Pa. (North Schuylkill)
Bridget Guy	Pole Vault	SR	Greensburg, Pa. (Hempfield)
Kiana Hairston	Sprints	SR	Manassas, Va. (Osbourn Park)
Beth Hawling	Cross Country/Middle Distance	GS	Cheltenham, Great Britain (Cardiff University)
Gabrielle Hayes	High Jumps	FR	Woodbridge, Va. (Osbourn Park)
Halle Hazzard	Sprints	FR	Commack, N.Y. (Saint Anthony's)
Alana Herran	Multi's/Hurdles	JR	Orange, N.J. (Union Catholic)
Anna Jefferson	Sprints	SO	Warren, Mich. (Oak Park)
Brittany Jones	Throws	FR	Bloomfield, Conn. (Bloomfield)
Gabriella Karas	Cross Country/Distance	FR	Louisville, Ky. (Martha Layne Collins)
Maryanna Lansing	Cross Country/Middle Distance	SO	Menands, N.Y. (Shaker)
Ciara Leonard	Hurdles	JR	Elkins Park, Pa. (Cheltenham)
Morgan Lewis	Cross Country/Distance	FR	Richmond, Va. (Veritas School)
Georgie Mackenzie	Cross Country/Distance	SO	Leesburg, Va. (Heritage)
Doria Martingayle	Cross Country/Distance	FR	Virginia Beach, Va. (Princess Anne)
Madison Masloff	Pole Vault	FR	Charlottesville, Va. (Western Albemarle)
Caitlin Mautz	Javelin	GS	Doylestown, Pa. (Central Bucks West)
Kelly McKee	Jumps	JR	Lenexa, Kan. (Kansas)
Hannah Moran	Cross Country/Distance	FR	Salem, Va. (Salem)
Emily Mulhern	Cross Country/Distance	JR	Ijamsville, Md. (Urbana)
Megan Rebholz	Cross Country/Distance	SR	Stafford, Va. (Colonial Forge)
Madelin Rennyson		FR	Lynchburg, Va. (EC Glass)
Olivia Sargent	Cross Country/Distance	RS FR	Yardley, Pa. (Pennsbury)
Frances Schmiede	Cross Country/Distance	SR	Sydney, Australia (Yale)
Holly Sullivan	Multi's/Hurdles	SR	Chester Springs, Pa. (Owen J. Roberts)
Alexis Woodley	Hurdles	SO	Chesapeake, Va. (Oscar Smith)



- 7th year at Virginia
- 74 All-Americans at UVA under Fetzer
- 41 ACC Champions at UVA under Fetzer

Bryan Fetzer was hired as Virginia's director of track and field/cross country in December 2011 and the success the Cavaliers have had since his arrival in Charlottesville has been hard to ignore.

During the 2016-17 season, the men's team earned a program best fourth-place finish in the USTFCCA Program of the Year standings. UVA was one of three programs to rank in the top five of the POY for the past three seasons, 2014-15, 2015-16 and 2016-17. The men's team finished inside the top-20 in all three seasons, ranking 18th at the cross country championships, 16th at the indoor championships and a program-best third at the outdoor championships.

Over the year, the Cavaliers had 11 All-Americans, eight ACC Champions and eight school records. Filip Mihaljevic captured the NCAA outdoor title in the shot put and the discus, earning him recognition as a Bowerman Semifinalist, the ACC Outdoor Field Athlete of the Year, the 2017 ACC Outdoor Championships Men's Field MVP, 2017 USTFCCA Southeast Regional Field Athlete of the Year and the ACC Outdoor Scholar Athlete of the Year. Jordan Young was named the Indoor Field Athlete of the Year.

In cross country, the men's team captured their fifth consecutive NCAA appearance. Both teams advanced to the NCAA Southeast Region as the men finished second in the region and the women finished sixth. At the NCAA Outdoor championships, the men's team recorded four first-team All-American honors and two honorable mentions, while the women's team earned a second-team honor. During the indoor season, the men's team sent four student-athletes to the NCAA Championships.

Under the guidance of Fetzer, the Cavaliers have produced two national champions, 74 All-Americans, including 27 first-team honorees, 38 ACC champions, 33 school records and 31 school freshman records.

Before coming to Charlottesville, Fetzer was an assistant coach and recruiting coordinator at Harvard where he helped the Crimson bring in the No. 5 men's track and field recruiting class in 2011, according to Track and Field News.

Fetzer had assistant coach stops at Mississippi State (2007-10), California (2004-07) and Ball State (2003-04) after a five-year stint as the director of track and field/cross country at Gardner-Webb, where he oversaw the Runnin' Bulldogs' transition from Division II to Division I.

Fetzer's coaching career began at Ranger College in Ranger, Texas, as a track and field and football coach. During his tenure, the women's program became a national junior college power, placing second during the 1999 indoor and outdoor seasons and finishing no lower than 11th at the NJCAA Championships in his four years. Ranger student-athletes captured eight NJCAA National Championships and secured 65 All-America citations.

In addition to his work with collegiate athletes, Fetzer has consulted and worked on speed/power development and strength training with several professional athletes in the NFL, MLB, Arena Football League, WNBA and WUSA. Fetzer has also served on several national staffs for various countries for the World Junior Championships, the Commonwealth Games, the NACAC Under-23 Championships and the World University Games. He also served as the secretary for the US Women's Coaches Association from 1999-2005.



Fetzer earned a bachelor's degree in physical education from Canisius College, where he was a four-year letterman and senior captain for the football team. He holds a master's degree in physical education from Tarleton State University in Stephenville, Texas.

Fetzer is a member of the USTFCCCA Autonomy Five Executive Committee, the ACC Diversity and Inclusion Committee and is the ACC representative on the NCAA Division I Track and Field Executive Committee.

### Coaching Career

- 2011-Present • University of Virginia Director of TF/CC
- 2010-11 • Harvard University Assistant Coach
- 2007-10 • Mississippi State University Assistant Coach
- 2004-07 • University of Cal-Berkeley Assistant Coach
- 2003-04 • Ball State University Assistant Coach
- 1999-03 • Gardner-Webb University Director of TF/CC
- 1996-99 • Ranger College (Texas) Women's Head Coach/Men's Assistant football coach

## UVA Track and Field/Cross Country NCAA Finishes Under Fetzer

### Men

Year	Cross Country	Indoor	Outdoor	Notes
2012	--	T-45th	T-56th	8 All-Americans, 7 ACC titles
2012-13	14th	DNS	DNS	6 All-Americans
2013-14	13th	DNS	T-44th	6 All-Americans, 3 ACC titles
2014-15	21st	T-23rd	17th	5th in USTFCCCA Program of the Year Standings
2015-16	22nd	T-8th	7th	5th in USTFCCCA Program of the Year Standings NCAA Champs: Wynne (mile), Mihaljevic (outdoor shot put)
2016-17	18th	16th	3rd	4th in USTFCCCA Program of the Year Standings NCAA Champ: Filip Mihaljevic (shot put and discus)

### Women


Year	Cross Country	Indoor	Outdoor	Notes
2012	--	T-43rd	DNS	7 All-Americans, 3 ACC titles
2012-13	DNQ	DNS	DNS	4 All-Americans, 2 ACC titles
2013-14	9th	DNS	T-54th	3 All-Americans, 3 ACC titles
2014-15	15th	DNS	DNS	2 All-Americans, 1 ACC title
2015-16	15th	DNS	DNS	First ACC Cross Country Team Championship since 1982
2016-17	DNQ	DNQ	DNS	1 All-American, 1 All-Southeast Region team

Note: DNQ - Team did not qualify | DNS - Team did not score



# TODD MORGAN

HEAD WOMEN'S CC COACH/  
ASST T&F COACH



- 7th year at UVA
- 12 All-Americans at Virginia
- 2013, 2015 SE Region Coach of the Year

Todd Morgan, UVA's head women's cross country coach and assistant track and field coach, joined the Cavalier staff in January 2012.

During the 2016-17 season, the women's cross country team finished sixth in the NCAA Southeast Regional with Emily Mulhern receiving USTFCCCA All-Southeast Region honors. Mulhern also earned All-ACC after finishing 21st in the conference championships.

Morgan guided Cleo Boyd to a second-place finish in the 5000m at the indoor ACC championships. Additionally, Boyd broke the school record in the indoor 3000m.

Under Morgan, the 2015 women's cross country team captured its first ACC Championships since 1982. That same season, the Cavaliers went on to win their second NCAA Southeast Regional Championship in three years and finished 15th at the NCAA Championships, their third-straight top-15 finish. For his efforts, Morgan was named USTFCCCA Southeast Region and ACC Women's Cross Country Coach of the Year.

Morgan was also named USTFCCCA Southeast Region Coach of the Year in 2013, when the Cavaliers won the regional meet and finished ninth at the NCAA Championships.

In his first two seasons at UVA, Morgan led Catherine White to a pair of 10,000m ACC titles and Morgane Gay to a fifth-place finish in the mile at the 2012 NCAA Indoor Championships.

Overall, Morgan has guided Cavaliers to six ACC individual titles, 12 All-America honors and 24 All-ACC performances. In addition, the women's cross country team has qualified for the NCAA Championships each of the four seasons Morgan has been at the helm.

Before coming to Charlottesville, Morgan spent three seasons as the primary cross country coach and five-and-a-half years as an assistant track and field coach at Florida. Morgan directed the Florida women's cross country team to back-to-back SEC Championships in 2009 and 2010 and

mentored Charlotte Browning to the indoor 1-mile run and outdoor 1,500-meter NCAA individual titles in 2010.

In 2009, Florida's women's cross country team won its fourth SEC Championship and placed seventh at the NCAA Championships, its best national cross country finish ever. Rebecca Lowe won the SEC and NCAA South Region titles and earned SEC Female Athlete of the Year and USTFCCCA South Region Female Athlete of the Year honors, while Morgan was named both SEC and USTFCCCA South Region Coach of the Year.

Before his time in Gainesville, Fla., Morgan was an assistant track and field coach at South Florida, where he coached four NCAA All-Region cross country performers and one, Christa Benton, qualified for the NCAA Championships.


Prior to USF, Morgan coached at Virginia Commonwealth from 2001-04. After serving as interim head coach in 2001-02, he mentored the sprints and jumps athletes, that included Tanika Brown, who won the 2003 NCAA East Regional, ECAC and CAA high jump championship and was named the CAA's Freshman of the Year.

Morgan began his coaching career at his alma mater, North Carolina, in 2000, working with primarily the cross country teams, sprinters and jumpers.

Morgan earned a bachelor's degree in political science and communication from UNC in 1999. He served as the Tar Heels' cross country captain in 1997 and 1998 and competed professionally for Nike Athletics America for one year. Morgan is married to the former Christy Buckland. They have two sons Eli, who was born in July 2014, and Owen, who was born in April 2017.

### Virginia Women's Cross Country Under Morgan

Year	ACC	SE Region	NCAA
2012	6th	8th	N/A
2013	2nd	Champions	9th
2014	3rd	2nd	15th
2015	Champions	Champions	15th
2016	10th	6th	N/A



- 7th year at Virginia
- 1 NCAA, 6 ACC Champions at Virginia
- 2014 SE Region XC Coach of the Year

Pete Watson was hired as UVA's head men's cross country and assistant track and field coach in January 2012.

The Cavalier men's distance crew has steadily improved as UVA has won five ACC event titles in the last two years under Watson's guidance. In addition, UVA's men's cross country team has qualified for the NCAA Championships, placed first or second at the NCAA Southeast Regional and finished in the top four at the ACC Championships each of six years under Watson.

During the 2016 cross country season, Watson guided the Cavaliers to second-place finishes at both the ACC Championships and the NCAA Southeast Regional Championship. The men then went on to finish 18th at the NCAA Championships. Lachlan Cook was named ACC Freshman of the Year, while four student-athletes earned All-Southeast Region honors.

Watson guided Zach Herriott to an All-America second-team honor at the Indoor NCAA Championships with a 12th-place finish in the 5000m. At the ACC Championships, Herriott captured the ACC title in the 5000m. Brent Demarest (5000m), Chase Weaverling (5000m) and Henry Wynne (mile, 3000m) earned All-ACC second-team honors, helping the Cavaliers to a program-best second-place finish.

In 2015-16, the men's cross country team finished third at the ACC meet, second at the NCAA Southeast Regional and 22nd at the national meet in 2015. Henry Wynne and Chase Weaverling each earned All-ACC honors, while the duo plus Zach Herriott and Thomas Madden took home All-Southeast Region accolades.

Wynne followed up his best cross country season to date with a stellar 2016 track season, as he captured the NCAA title in the mile during the indoor season and finished third in the 1,500 meters at the NCAA Outdoor Championships. In addition, Wynne captured ACC individual titles in the mile and 1,500m, anchored the distance medley relay to a conference title, placed second in the 3,000 meters and broke four-minutes in the mile at the John Thomas Terrier Invitational in Boston. For his efforts, Wynne was named the ACC Indoor and Outdoor Men's Track Performer of the Year.

In 2014-15, Watson was named the USTFCCCA Southeast Region Coach of the Year after leading the Cavaliers to the NCAA Southeast Region title. During the indoor season, Watson coached the Cavaliers' ACC Champion DMR, which also finished sixth at the NCAA Championships. The year concluded with seven Cavalier distance runners qualifying for the NCAA East Preliminaries, including Kyle King, who advanced in the steeplechase, and Wynne in the 1,500m.

In 2013-14, Watson mentored King to an 18th-place finish at the NCAA Cross Country Championships, the highest-ever finish for a UVA runner at the meet. King went on to win the 3,000m steeplechase at the ACC Championships and was one of three Virginia distance runners to qualify for NCAAs.

In 2012-13, Watson led the Cavaliers to their first NCAA Southeast Regional Championship, with all five members of the scoring team earning All-Southeast Region honors. Before the season, Watson guided King to a second-place finish in the 5,000 meters at the USATF Junior National Championships and an appearance on the U.S. team for the 2012 IAAF World Junior Championships.

Overall at Virginia, Watson has coached an NCAA Champion, six ACC Champions, 23 All-Americans and 37 All-ACC honorees.

Before coming to Charlottesville, Watson was the head cross country and assistant track and field coach at North Carolina (2009-12), Auburn (2005-08). At UNC, he coached Jake Hurysz to gold in the 5,000m and Issac Presson to silver in the 1,500m for Team USA at the 2011 Pan American Junior Championships.

Watson graduated from West Virginia in 2001 and served as volunteer coach there. The London, Ontario, native was a member of the 2000 and 2001 Canadian National Track and Field Team, winning bronze in the 5,000m at the 2001 Canadian Track and Field Championships.

### Virginia Men's Cross Country Under Watson

Year	ACC	SE Region	NCAA
2012	2nd	Champions	14th
2013	4th	2nd	13th
2014	4th	Champions	21st
2015	3rd	2nd	22nd
2016	2nd	2nd	18th





- 6th season at Virginia
- 8 All-Americans at Virginia
- 4 ACC Champions at Virginia

Mario Wilson, who has been a part of 23 conference champion teams in 19 years of NCAA Division I coaching experience, joined the Virginia staff in July of 2012, coaching the horizontal jumps, men's high jump, pole vault and the decathlon for the Cavaliers.

Wilson was the 2010 United States Track and Field and Cross Country Coaches Association (USTFCCCA) Southeast Region Assistant Coach of the Year and has been part of two Mid-Atlantic Region Coaching Staff's of the Year and seven conference coaching staff's of the year.

During the 2017 season, Wilson led decathlete Jack Lint (outdoor) and triple jumper Jordan Scott (indoor and outdoor) to All-America honors. Lint and Scott both claimed ACC indoor titles earning first in the heptathlon and triple jump, respectively. Lint set a UVA record in the heptathlon while Scott broke the freshman indoor and outdoor triple jump and the outdoor long jump records.

In 2016, Wilson guided Christian Lavorgna to a second-place finish in the decathlon at the ACC Outdoor Championships. He mentored Jack Lint to a school record in the heptathlon and Bridget Guy to the indoor and outdoor pole vault school marks. Guy took home second-team All-ACC honors in both seasons, while Caitlin Mautz was a second-team performer in the women's javelin.

In 2015, Wilson led men's triple jumper Ryan Satchell and men's javelin thrower Kyle Smith to qualify for the NCAA Outdoor Championship. In addition, Jack Lint set the school freshman record in the decathlon.

In 2014, Wilson directed two ACC champions and first-team All-Americans. Men's triple-jumper Ryan Satchell and women's triple-jumper Dallas Rose each won the ACC

championship at the outdoor meet and finished seventh at the NCAA Outdoor Championships.

In his first season at Virginia, Wilson coached four All-ACC honorees, including NCAA Indoor Qualifier Dallas Rose in the women's triple jump and NCAA Outdoor Qualifier Abbey Karin in the women's javelin.

Wilson came to Virginia after four years as an assistant at Clemson, where he mentored Miller Moss to the 2011 NCAA indoor national championship in the heptathlon as well as 13 additional All-Americans. Moss went on to earn a bronze medal at the 2011 USATF Championships.

Wilson helped guide the Tigers to six Atlantic Coast Championship titles, including 10 individual conference champions, and to a fourth-place finish at the 2012 NCAA Outdoor Championships.

Prior to Clemson, Wilson was an assistant at New Mexico from 2007-09, where he tutored four All-Americans and nine NCAA participants, including Katie Coronado, who was the national runner-up in the javelin in 2008. He helped lead Bucknell to 10 Patriot League cross country and track and field team championships from 2002 to 2007. At Bucknell, he coached an NCAA finalist in the women's pole vault, 11 NCAA East Regional qualifiers and 25 individual Patriot League champions.

Wilson graduated from Marist in 1998 with a degree in psychology. He earned a master's degree in education in 2004 from St. Francis (PA), where he began his collegiate coaching career. From 1998-2002, St. Francis won seven Northeast Conference team titles and Wilson coached 32 school record holders.

Wilson was a standout football player at Marist, where he was a four-year starter and was named the 1998 Marist College Sportsman of the Year.



- 5th season at Virginia
- 16 All-Americans at Virginia
- 3 NCAA Champions at Virginia
- 10 ACC Champions at Virginia

Two-time Olympian Martin Maric was named assistant track and field coach in September 2012. Maric works primarily as the Cavaliers' throws coach.

Maric led UVA to a program-best third place finish at the NCAA Outdoor Championships. The Cavaliers scored in five-throwing events, tallying all 36 of the team's points, the most by any throwing unit since SMU in 2002. Additionally, Filip Mihaljevic captured the shot put and discus NCAA titles, earning him recognition as a Bowerman Semifinalist. Mihaljevic also earned ACC Outdoor Field Athlete of the Year, ACC Championships Outdoor Field MVP, the 2017 USTFCCA Southeast Regional Field Athlete of the Year and ACC Outdoor Scholar Athlete.

At the ACC Championships, Mihaljevic earned first in the shot put and discus, while Hilmar Jonsson captured the hammer title. Maric led five males and one female student-athletes to All-American honors.

During the indoor season, Jordan Young finished as an All-American in the weight throw with a third-place finish at the NCAA Championships. He claimed the ACC title in the event. Mihaljevic finished first in the shot put at the conference championships. Young was named the Indoor ACC Field Performer of the Year.

Maric's group had a stellar 2015 season, which earned him USTFCCA Southeast Region Men's Assistant Coach of the Year honors. He guided the throwers to six NCAA Championship entries during the outdoor season, as Jordan Young was the only male to compete in three individual events in Eugene. Young earned first-team All-America honors in both the discus and hammer throw, while Filip Mihaljevic

finished third in the discus.

The Cavaliers broke four school records during the outdoor season, with Mihaljevic setting the marks in the shot put and discus, Young in the hammer throw and Christine Bohan in the women's shot put. During the indoor season, Young had a fourth-place finish in the weight throw at the NCAA Championships. Between the indoor and outdoor seasons, Mihaljevic and Young won a combined four ACC Championships. Maric spent the 2015-16 school year as a member of the Virginia IM-Rec staff.

In 2014, Maric coached Mihaljevic, the ACC Outdoor Track & Field Freshman of the Year. Mihaljevic won the ACC Outdoor Championship in the discus and earned first-team All-America honors in both the shot put and discus.

Maric is the Croatian national record holder in the discus and he represented his home country in the discus at the 2008 Olympics in Beijing and the 2012 Games in London. He finished 29th in 2008 before placing 17th in 2012. He was named Croatian Athlete of the Year for this efforts in London.

He also represented Croatia at the 2011 World Championships in Dague, South Korea, and at the 2007 and 2009 World University Games.

At the University of California, Maric was the NCAA Champion in the discus in 2009, as well as an All-American in the discus in 2008 and the javelin in 2007.

Maric spent the springs of 2010 and 2011 as a volunteer assistant coach at the University of Florida and served as an assistant coach at the ASK Split Athletic Club in his native Split, Croatia.

Maric graduated from California with a bachelor's degree in political economy of industrial societies in 2009.



Michelle Freeman was named the assistant track and field coach in August 2017. She is the sprints and hurdles coach for the Cavaliers.

Freeman joins the program after serving as the assistant coach for sprints and hurdles at San Diego State from 2013-17. During her time at SDSU, the program recorded two top-20 finishes at the NCAA Outdoor Championships. Freeman also coached the 2016 NCAA 100-meter dash runner-up, Ashley Henderson.

During this past season (2016-17), Freeman coached five out of the six Aztecs competing at the NCAA Outdoor Championships. Four of her athletes earned All-America first-team honors and one captured second-team honors. Additionally, she saw her student-athletes set four school records and earn six conference titles over the course of the year.

Freeman began her coaching career at Texas serving in the capacity of interim assistant coach, a volunteer coach and the team's strength and conditioning coach from 2000-12. While at Texas, Freeman worked with sprints, hurdles and jumps, while managing the weight training programs.

An accomplished athletic career herself, Freeman is a three-time Olympian (Barcelona in 1992, Atlanta in 1996 and Sydney in 2000). She earned an Olympic bronze medal with the 1996 Jamaican 4x100m relay team and reached the finals of the 100m hurdles, finishing sixth in the event.

Freeman has competed in nine IAAF World Championships (five indoor and four outdoor), capturing a gold

medal at the 1997 IAAF World Indoor Championships in the 60m hurdles in Paris and a silver medal in the 2001 indoor championships in Lisbon, Portugal. She also earned a bronze medal in the 100m hurdles at the 1997 outdoor championships in Athens, Greece.

Her additional professional accolades include winning a gold medal in the 100 hurdles at the 1994 Commonwealth Games in Victoria, British Columbia. She was named the 1997 Jamaica Sports Woman of the Year and received the Outstanding Performer Award at the Caribbean CARIFTA Games.

Freeman competed at Florida from 1991-92, earning All-America honors eight times. During her two-year collegiate career, she captured the 1992 NCAA champion in the 100m hurdles and was a member of the 1992 4x400m NCAA Championships relay team.


# V COACHES AND STAFF

2017-18 FACT BOOK




WALT  
**CLINE**

VOLUNTEER ASSISTANT  
- Biomechanic/  
Movement Specialist



SHELLEY  
**BLAKELY**

SPORTS MEDICINE  
- Biomechanic/  
Movement Specialist



JASON  
**DUNN**

DIRECTOR OF OPERATIONS



WAYNE  
**NORTHOVER**

VOLUNTEER ASSISTANT  
- Jumps



# V PANORAMA FARMS - WOMEN

## WOMEN'S MEET HISTORY AT PANORAMA FARMS

### VIRGINIA/PANORAMA FARMS INVITATIONAL

Year	Team	Champion UVA	Individual Champion
2009	Villanova (17)	2nd (42)	Shelia Reid (Nova, 20:13.43)
2010	Texas Tech (20)	2nd (55)	Rose Tanui (TTU, 20:21.87)
2011	Virginia (27)	1st (27)	Ashley Schnell (UNCG, 21:03.42)
2012	Wisconsin (35)	3rd (57)	Cally Macumber (UK, 17:29.2)
2013	Virginia (42)	1st (42)	Elaina Balouris (W&M, 16:31.8)
2014	Virginia (37)	1st (37)	Sarah Fakler (UVA, 20:39.0)
2015	Virginia (30)	1st (30)	Iona Lake (UVA, 16:49.6)
2016	BYU (47)	4th (127)	Regan Rome (W&M, 17:01.1)
2017	Virginia (41)	1st (41)	Caroline Sang (UNCC, 17:05.7)

### VIRGINIA PANORAMA FARMS OPEN (FORMERLY CAVALIER OPEN)

Year	Team	Champion UVA	Individual Champion
2001	Virginia (35)	1st (35)	Sheela Agrawal (Una, 21:18.7)
2002	Georgetown (21)	2nd (36)	
2003	Duke (39)	2nd (40)	Mary Harrelson (Una, 21:23.00)
2004	Individuals Only	--	
2005	W&M (15)	DNR	Dawn Cromer (Una, 17:46.27)
2006	Individuals Only	--	Kayley Byrne (W&M, 18:37.30)
2007	Individuals Only	--	Dawn Cromer (Una, 18:05.6)
2008	Individuals Only	--	Kelly McElroy (W&M, 18:46.93)
2009	Individuals Only	--	Jessica Propst (Una, 18:18.24)
2010	Individuals Only	--	Kathleen Stevens (Una, 18:26.28)
2011	Individuals Only	--	Julia Webb (Una, 17:54.32)

### LOU ONESTY

Year	Team	Champion UVA	Individual Champion
2001	W&M (31)	2nd (37)	Sharon O'Connor (UVA, 18:45.6)
2002	Duke (29)	3rd (52)	Caroline Bierbaum (Duke, 16:59)
2003	Duke	4th	Ali Henderson (W&M, 17:38.30)
2004	Virginia (33)	1st (33)	Jessica Fanning (VT, 18:06.10)
2005	Virginia (40)	1st (40)	Emily Harrison (UVA, 17:44.23)
2006	Virginia (29)	1st (29)	Michelle Sikes (WF, 17:20.40)
2007	Virginia (30)	1st (30)	Emily Harrison (UVA, 17:16.50)
2008	Virginia (18)	1st (18)	Lauretta Dezubay (UVA, 17:55.01)
2009	Virginia (19)	1st (19)	Lauretta Dezubay (UVA, 17:42.50)
2010	Virginia (15)	1st (15)	Stephanie Garcia (UVA, 17:55.35)
2011	Virginia (15)	1st (15)	Anna Corrigan (UVA, 18:04.50)

### ACC CHAMPIONSHIPS

Year	Team	Champion UVA	Individual Champion
2006	NC State (59)	3rd (104)	Julia Lucas (NC State, 20:42.1)
2007	FSU (64)	8th (160)	Susan Kuijken (FSU, 20:23.5)
2014	UVA (57)	3rd (109)	Liv Westphal (BC, 19:43.8)

### NCAA SOUTHEAST REGIONAL

Year	Team	Champion UVA	Finish	Individual Champion
2013	Virginia (57)	1st (57)		Emily Stites (W&M, 19:57.5)
2015	Virginia (53)	1st (53)		Letitia Saayman (CCU, 20:25.1)
2016	NC State (53)	6th (190)		Annie Bothma (CCU, 20:15.4)
2017	NC State (68)	7th (202)		Caroline Sang (UNCC, 20:05.8)

## TOP COURSE TIMES - WOMEN

### WOMEN'S COLLEGE - 5000M

1.	16:31.8	Elaina Balouris, W&M	9/28/2013
2.	16:32.7	Barbara Strehler, Virginia	9/28/2013
3.	16:34.0	Emily Stites, W&M	9/28/2013
4.	16:49.6	Iona Lake, Virginia	9/26/2015
5.	16:51.8	Kelsey Santisteban, Cal	9/28/2013
6.	16:58.3	Ann Eason, Eastern Kentucky	9/28/2013
7.	16:59.0	Caroline Bierbaum, Duke	9/14/2002
8.	16:59.6	Cleo Boyd, Virginia	9/26/2015
9.	17:00.8	Maria Hauger, Virginia	9/28/2013
10.	17:01.1	Regan Rome, W&M	9/23/2016
11.	17:02.4	Letitia Saayman, Coastal Carolina	9/26/2015
12.	17:02.5	Samantha Jones, Wake Forest	9/26/2015
13.	17:04.4	Megan Rebholz, Virginia	9/26/2015
14.	17:04.6	Annie Bothma, Coastal Carolina	9/23/2016
15.	17:05.7	Caroline Sang, Charlotte	9/23/2017
16.	17:10.3	Hannah Miller, SMU	9/23/2016
17.	17:10.4	Brenda Kigen, Auburn	9/26/2015
	17:10.4	Frances Schmiede, Virginia	9/23/2017
19.	17:11.1	Ednah Kurgat, Liberty	9/26/2015
20.	17:11.9	Michaela Quinn, Ole Miss	9/28/2013
21.	17:12.4	Brittany Tretbar, Oklahoma	9/26/2015
22.	17:14.2	Beth Hawling, Virginia	9/23/2017
23.	17:14.7	Annie LeHardy, North Carolina	9/28/2013
24.	17:16.1	Sarah Astin, Virginia	9/26/2015
25.	17:16.5	Emily Harrison, Virginia	9/8/2007

### WOMEN'S COLLEGE - 6000M

1.	19:43.5	Liv Westphal, Boston College	10/31/2014
2.	19:57.1	Colleen Quigley, Florida State	10/31/2014
3.	19:57.5	Emily Stites, W&M	11/15/2013
4.	20:01.6	Margo Malone, Syracuse	10/31/2014
5.	20:05.8	Caroline Sang, Charlotte	11/10/2017
6.	20:07.9	Cally Macumber, Kentucky	11/15/2013
7.	20:08.7	Barbara Strehler, Virginia	11/15/2013
8.	20:08.7	Juliet Bottorff, Duke	11/15/2013
9.	20:09.5	Annie LeHardy, North Carolina	10/31/2014
10.	20:10.4	Allie Buchalski, Furman	11/10/2017
11.	20:11.2	Molly Seidel, Notre Dame	10/31/2014
12.	20:12.0	Joanna Thompson, NC State	11/15/2013
13.	20:12.5	Elaina Balouris, W&M	11/15/2013
14.	20:13.1	Sarah Rapp, Virginia Tech	10/31/2014
15.	20:13.43	Sheila Reid, Villanova	10/16/2009
16.	20:15.1	Charlotte Imer, Eastern Kentucky	11/10/2017
17.	20:15.4	Annie Bothma, Coastal Carolina	11/11/2016
18.	20:15.98	Nicole Shappert, Villanova	10/16/2009
19.	20:17.4	Lianne Farber, North Carolina	10/31/2014
20.	20:18.7	Paige Kvartunas, Virginia Tech	10/31/2014
21.	20:18.88	Amanda Marino, Villanova	10/16/2009
22.	20:19.0	Erika Kemp, NC State	11/11/2016
23.	20:19.7	Annie LeHardy, N.Carolina	11/15/2013
24.	20:19.96	Bogdana Mimic, Villanova	10/16/2009
25.	20:20.5	Linden Hall, Florida State	10/31/2014

# V PANORAMA FARMS - MEN

## MEN'S MEET HISTORY

### VIRGINIA/PANORAMA FARMS INVITATIONAL

Year	Team Champ	UVA	Individual Champion
2009	Virginia (30)	1st (30)	Emil Heineking (UVA, 23:16.19)
2010	Duke (31)	2nd (40)	Emil Heineking (UVA, 23:47.79)
2011	Virginia (39)	1st (39)	Paul Chelimo (UNCG, 23:36.05)
2012	Oklahoma (40)	3rd (66)	Kemoy Campbell (ARK, 24:07.7)
2013	UNC (58)	3rd (101)	Soufiane Bouchikhi (EKU, 23:22.4)
2014	Virginia (47)	1st (47)	Ty McCormack (Auburn, 23:52.0)
2015	Virginia (41)	1st (41)	Erik Peterson (Butler, 23:45.9)
2016	BYU (39)	3rd (82)	Justyn Knight (Syracuse, 23:13.9)
2017	Virginia	1st (55)	Amon Kemboi (Campbell 23:31.5)

### VIRGINIA PANORAMA FARMS OPEN (FORMERLY CAVALIER OPEN)

Year	Team Champ	UVA	Individual Champion
2001	W&M (26)	3rd (61)	Terry Brennan (Una, 24:21.5)
2002	W&M (24)	3rd (83)	Felix Chrobog (GT, 25:48)
2003	Duke (15)	DNR	Jona Reinhardt (Una, 25:51.00)
2004	Indiv Only	--	Brad Yewer (Una, 25:04.07)
2005	W&M (15)	DNR	Jason Schoener (Una, 25:20.05)
2006	Indiv Only	--	Tristan Colangelo (Una, 24:09.1)
2007	Indiv Only	--	Kevin Tschirhart (Virginia, 24:41.7)
2008	Indiv Only	--	Tom Burke (W&M, 24:52.30)
2009	Indiv Only	--	Bobby Peavey (Una, 24:51.75)
2010	Indiv Only	--	Brett Johnson (Virginia, 24:58.76)
2011	Indiv Only	--	Everett Hackett (Una, 24:31.19)

### LOU ONESTY

Year	Team Champ	UVA	Individual Champion
2001	W&M (20)	2nd (46)	Will Christian (Virginia, 25:26.1)
2002	Duke (26)	3rd (77)	Chris Williams (Duke, 24:28)
2003	Duke (42)	3rd (52)	Will Christian (Virginia, 24:28.90)
2004	W&M (46)	3rd (62)	Josh McDougal (LU, 24:41.70)
2005	Virginia (28)	1st (28)	David Kemboi (NSU, 24:21.84)
2006	Liberty (41)	2nd (88)	Josh McDougal (LU, 24:14.50)
2007	Duke (35)	2nd (55)	Andy Biladeau (UVA, 24:25.80)
2008	Virginia (19)	1st (19)	Trey Miller (Virginia, 24:53.80)
2009	Virginia (28)	1st (28)	Emil Heineking (UVA, 24:04.80)
2010	NSU (38)	2nd (43)	Josef Tessema (NSU, 25:03.25)
2011	GT (20)	2nd (72)	Josef Tessema (NSU, 25:00.70)

### ACC CHAMPIONSHIPS

Year	Team Champ	UVA	Individual Champion
2006	NC State (31)	3rd (87)	Itay Magidi (Clemson, 23:52.5)
2007	Virginia (32)	1st (32)	Chris Kollar (NC State, 24:02.1)
2014	Syracuse (32)	4th (121)	Martin Hehir (Syracuse, 23:15.2)

### NCAA SOUTHEAST REGIONAL

Year	Team Champ	UVA	Individual Champion
2013	EKU (58)	2nd (96)	Paul Chelimo (UNCG, 28:37.3)
2015	LOU (77)	2nd (96)	Thomas Curtin (VT, 29:07.9)
2016	NC State (90)	2nd (105)	Amon Terer (Campbell, 28:48.7)
2017	Furman (55)	3rd (130)	Lawrence Kipkoech (Campbell, 28:45.3)

## TOP COURSE TIMES - MEN

### MEN'S COLLEGE - 8000M

1.	23:13.9	Justyn Knight, Syracuse	9/23/2016
2.	23:15.2	Martin Hehir, Syracuse	10/31/2014
3.	23:16.19	Emil Heineking, Virginia	10/16/2009
4.	23:21.7	Ernest Kibet, Louisville	10/31/2014
5.	23:22.4	Soufiane Bouchikhi, EKU	9/28/2013
6.	23:23.1	Max Straneva, Syracuse	10/31/2014
7.	23:25.6	George Parsons, NC State	10/31/2014
8.	23:26.7	Graham Crawford, NC State	10/31/2014
9.	23:26.7	Edwin Kibichiy, Louisville	10/31/2014
10.	23:29.3	Tyler Udland, Florida State	10/31/2014
11.	23:29.7	Lawrence Kipkoech, Campbell	9/23/2016
12.	23:30.7	Justin Knight, Syracuse	10/31/2014
13.	23:31.1	Joel Hubbard, Syracuse	10/31/2014
14.	23:31.5	Amon Kemboi, Campbell	9/23/2017
15.	23:31.9	Lawrence Kipkoech, Campbell	9/23/2017
16.	23:32.8	Ryan Walling, North Carolina	10/31/2014
17.	23:36.0	M.J. Erb, Syracuse	10/31/2014
18.	23:36.05	Paul Chelimo, UNCG	10/14/2011
19.	23:36.34	Mat Mildenhall, Villanova	10/16/2009
20.	23:38.7	Jack Goodwin, Florida State	10/31/2014
21.	23:39.8	Colin Bennie, Syracuse	10/31/2014
22.	23:40.2	Connor Rog, Virginia	10/31/2014
23.	23:43.63	Graham Tribble, Virginia	10/16/2009
24.	23:43.6	Amon Terer, Campbell	9/23/2016
25.	23:45.67	Ryan Collins, Virginia	10/16/2009

### MEN'S COLLEGE - 10000M

1.	28:37.3	Paul Chelimo, UNCG	11/15/2013
2.	28:38.7	Andrew Colley, NC State	11/15/2013
3.	28:43.6	Soufiane Bouchikhi, EKU	11/15/2013
4.	28:45.3	Lawrence Kipkoech, Campbell	11/10/2017
5.	28:46.7	Thomas Curtin, Virginia Tech	11/15/2013
6.	28:48.7	Amon Terer, Campbell	11/11/2016
7.	28:48.8	Lawrence Kipkoech, Campbell	11/11/2016
8.	28:53.7	Kyle King, Virginia	11/15/2013
9.	28:53.8	Amon Kemboi, Campbell	11/10/2017
10.	28:54.5	Edwin Kibichiy, Louisville	11/11/2016
11.	28:56.4	Wade Meddles, EKU	11/15/2013
12.	28:57.0	Azaria Kirwa, Liberty	11/10/2017
13.	28:59.7	George Parsons, NC State	11/11/2016
14.	29:00.9	Paul Katam, UNCG	11/15/2013
15.	29:02.8	Erick Rotich, Eastern Kentucky	11/11/2016
16.	29:03.4	Nadeel Wildschutt, Coastal Carolina	11/10/2017
17.	29:05.4	Aaron Templeton, Furman	11/10/2017
18.	29:06.0	Ryan Walling, North Carolina	11/15/2013
19.	29:07.9	Thomas Curtin, Virginia Tech	11/13/2015
20.	29:08.2	Franka Lara, Furman	11/11/2016
21.	29:11.4	Thomas Porter, Virginia	11/15/2013
22.	29:11.7	Shaun Thompson, Duke	11/13/2015
23.	29:12.6	Lachlan Cook, Virginia	11/10/2017
24.	29:14.6	Edwin Kibichiy, Louisville	11/13/2015
25.	29:14.6	Jacob Thompson, Kentucky	11/11/2016

# V WOMEN'S NCAA XC HISTORY

## NCAA CHAMPIONSHIP RESULTS

### 1981 NCAA CHAMPIONS (36 pts\*)

3.	Aileen O'Connor	16:27.7
5.	Lesley Welch	16:27.9
8.	Lisa Welch	16:38.2
12.	Jill Haworth	16:48.0
19.	Marisa Schmitt	17:03.5
26.	Dana Slater	17:07.6
40.	Mary Wright	17:24.1

### 1982 NCAA CHAMPIONS (48 pts)

1.	Lesley Welch	16:36.7
4.	Jill Haworth	17:12.0
12.	Dana Slater	17:23.3
18.	Marisa Schmitt	17:30.8
29.	Martha White	17:40.3
43.	Mary Wright	17:55.2

### 1985

26.	Patty Matava	16:59.7
-----	--------------	---------

### 1986

16.	Patty Matava	17:26.8
-----	--------------	---------

### 1987

18.	Patty Matava	16:45.5
-----	--------------	---------

### 1989

109.	Claire Forbes	18:20.3
------	---------------	---------

### 1991 18th Place (418 pts)

41.	Claire Forbes	17:39
101.	Beni Gras	18:23
122.	Sharon Servidio	18:39
141.	Marcia West	18:56
142.	Kendra Hickman	18:56
163.	Lara Drauglis	19:33
166.	Jen Koster	19:37

### 1992

26.	Claire Forbes	17:56.3
-----	---------------	---------

### 1993 17th Place (380 pts)

56.	Lara Drauglis	17:35.4
78.	Sharon Serridio	17:50.5
87.	Anjanette Arabian	17:55.7
125.	Bernarda Gras	18:18.7
147.	Dana Keener	18:44.5
152.	Marianne Livingston	18:48.4
163.	Michelle Loschert	18:59.4

### 1999

27.	Jennifer Owens	17:20.8
-----	----------------	---------

### 2001 9th Place (303 pts)

6.	Jennifer Owens	20:43
72.	Sarah Folse	21:52
92.	Dawn Cleary	22:05
96.	Meghan McGarvey	22:07
121.	Ellen Dwyer	22:19
176.	Meghan Schwartz	22:51
219.	Jolene Hampson	23:20

### 2002 20th Place (510 pts)

75.	Jane Maxwell	21:02.6
102.	Ellen Dwyer	21:18.6
152.	Meg McGarvey	21:39.4
154.	Kara Scanlin	21:41.3
166.	Dawn Cleary	21:48.8
174.	Ashley Seaton	21:52.0
203.	Sharon O'Connor	22:09.6

### 2004

109.	Emily Harrison	22:02.1
------	----------------	---------

### 2005 26th Place (605 pts)

38.	Emily Harrison	20:31.1
67.	Kara Scanlin	20:50.1
195.	Laura Hodges	20:00.9
221.	Katie Read	22:24.5
225.	Lauretta Dezubay	22:29.2
250.	Jennifer Dolson	23:34.8
253.	Janine Ricci	23:54.6

### 2006 14th Place (383 pts)

20.	Emily Harrison	21:13.8
25.	Kara Scanlin	21:16.4
66.	Katie Read	21:49.2
175.	Laura Hodges	22:42.3
186.	Lauretta Dezubay	22:51.2
227.	Janine Ricci	23:36.8
230.	Sara Casscells	23:44.9

### 2007

6.	Emily Harrison	20:15.0
----	----------------	---------

### 2008 26th Place (14th Place)

87.	Lauretta Dezubay	21:07.2
108.	Morgane Gay	21:16.0
133.	Stephanie Garcia	21:25.3
197.	Samantha Stafford	21:57.5
222.	Sara Casscells	22:18.2
238.	Lyndsay Harper	22:47.4
245.	Susan Brooks	23:15.7

### 2009 15th Place (391 pts)

4.	Catherine White	19:59.5
44.	Stephanie Garcia	20:47.6
92.	Lauretta Dezubay	21:15.5
116.	Morgane Gay	21:24.8
220.	Laurel MacMillan	22:25.1
237.	Samantha Stafford	22:51.8
250.	Jen Hovland	23:32.2

### 2010 21st Place (460 pts)

84.	Stephanie Garcia	21:13.8
86.	Barbara Strehler	21:14.2
126.	Morgane Gay	21:32.2
132.	Katherine Walker	21:36.3
182.	Ariel Karabinus	22:06.2
253.	Lyndsay Harper	DNF

### 2011 20th Place (466 pts)

22.	Morgane Gay	20:09.9
87.	Anna Corrigan	20:55.0
106.	Chelsea Ley	21:17.7
132.	Kathleen Stevens	21:30.8
149.	Katherine Walker	21:43.9
153.	Chelsea France	21:46.9
179.	Barbara Strehler	22:03.5

### 2012

33.	Catherine White	20:11.8
-----	-----------------	---------

### 2013 9th Place (283 pts)

24.	Barbara Strehler	20:35.3
63.	Maria Hauger	21:01.3
74.	Kathleen Stevens	21:07.8
100.	Cleo Boyd	21:20.9
130.	Vicky Fouhy	21:30.5
150.	Sarah Fakler	21:39.4
183.	Sara Sargent	21:54.3

### 2014 15th Place (433 pts)

41.	Morgan Kelly	20:46.5
102.	Iona Lake	21:12.6
109.	Kathleen Stevens	21:15.7
144.	Cleo Boyd	21:31.3
168.	Sara Sargent	21:40.4
191.	Sarah Fakler	21:51.3
248.	Megan Rebholz	23:16.3

### 2015 15th Place (386 pts)

67.	Cleo Boyd	20:38.5
76.	Megan Rebholz	20:41.1
92.	Iona Lake	20:47.4
123.	Sarah Astin	21:00.4
176.	Maria Hauger	21:21.9
209.	Carly Hamilton	21:44.3
247.	Emily Mulhern	22:46.4

### 2017

42.	Frances Schmiede	20:14.2
-----	------------------	---------

\* NCAA meet record

## SOUTHEAST REGIONAL RESULTS

Year	Place	Points
2003	8th	N/A
2004	5th	155
2005	3rd	149
2006	4th	109
2007	6th	166
2008	Champions	105
2009	2nd	113
2010	Champions	65
2011	Champions	113
2012	8th	251
2013	Champions	57
2014	2nd	82
2015	Champions	53
2016	6th	190
2017	7th	202

# V WOMEN'S XC HONORS

## NATIONAL CHAMPIONS

Margaret Groos 1979 AAU  
Lesley Welch 1982 NCAA  
Lesley Welch 1982 TAC

## ALL-AMERICANS

1978 Margaret Groos  
Janet MacColl  
Martha White  
1979 Margaret Groos  
Aileen O'Conner  
1980 Aileen O'Conner  
1981 Jill Haworth  
Aileen O'Conner  
Marisa Schmitt  
Vivian Scruggs  
Lesley Welch  
Lisa Welch  
1982 Jill Haworth  
Marisa Schmitt  
Dana Slater  
Lesley Welch  
Martha White  
1985 Patti Matava  
1986 Patti Matava  
1987 Patti Matava  
1999 Jennifer Owens  
2001 Jennifer Owens  
2006 Emily Harrison  
2006 Kara Scanlin  
2007 Emily Harrison  
2009 Catherine White  
2011 Morgane Gay  
2012 Catherine White  
2013 Barbara Strehler  
(prior to 1981 were AIAW honors)

## ALL-SOUTHEAST REGION

2001 Sarah Folse (17th)  
Dana Coons (18th)  
2002 Jennifer Owens (3rd)  
Sarah Folse (8th)  
Meghan McGarvey (17th)  
2003 Jane Maxwell (14th)  
2004 Emily Harrison (6th)  
2005 Emily Harrison (5th)  
Kara Scanlin (7th)  
2006 Emily Harrison (6th)  
Kara Scanlin (7th)  
Katie Read (14th)  
2007 Emily Harrison (2nd)  
Stephanie Garcia (25th)  
2008 Laretta Dezubay (6th)  
Morgane Gay (7th)  
Stephanie Garcia (9th)  
2009 Catherine White (1st)  
Morgane Gay (8th)  
Stephanie Garcia (18th)  
Laretta Dezubay (25th)

2010 Morgane Gay (4th)  
Barbara Strehler (8th)  
Stephanie Garcia (10th)  
Katherine Walker (17th)  
2011 Morgane Gay (3rd)  
Anna Corrigan (10th)  
Chelsea Ley (19th)  
2012 Catherine White (4th)  
Barbara Strehler (20th)  
2013 Barbara Strehler (3rd)  
Maria Hauger (9th)  
Sarah Fakler (11th)  
Cleo Boyd (14th)  
Kathleen Stevens (20th)  
Sara Sargent (22nd)  
2014 Iona Lake (3rd)  
Morgan Kelly (4th)  
Sarah Fakler (11th)  
2015 Cleo Boyd (7th)  
Sarah Astin (11th)  
Emily Mulhern (12th)  
Megan Rebholz (13th)  
Iona Lake (15th)  
2016 Emily Mulhern (8th)  
2017 Frances Schmeide (7th)  
Beth Hawling (14th)

## ACC CHAMPIONS

1978 Margaret Groos  
1982 Lesley Welch  
1987 Patty Matava  
1992 Claire Forbes

## ALL-ACC

1985 Patty Matava  
1986 Patty Matava  
1987 Patty Matava  
1988 Lianne McVey  
1990 Claire Forbes  
1991 Claire Forbes  
1992 Claire Forbes  
1993 Lara Drauglis  
Beni Gras  
1997 Cheryl Twomey  
1998 Jen Owens  
1999 Sarah Folse  
Jen Owens  
2000 Sarah Folse  
2001 Jen Owens  
2002 Jane Maxwell  
Kara Scanlin  
2003 Jane Maxwell  
2004 Emily Harrison  
2005 Emily Harrison  
2006 Emily Harrison  
Katie Read  
Kara Scanlin  
2007 Emily Harrison  
2008 Laretta Dezubay  
Stephanie Garcia  
2009 Morgane Gay  
Catherine White  
2010 Stephanie Garcia  
Morgane Gay  
Barbara Strehler  
2011 Barbara Strehler

2012 Catherine White  
2013 Barbara Strehler  
Maria Hauger  
Kathleen Stevens  
Sarah Fakler  
2014 Sarah Fakler  
Iona Lake  
Morgan Kelly  
2015 Cleo Boyd  
Iona Lake  
Emily Mulhern  
2016 Emily Mulhern  
2017 Frances Schmeide  
Beth Hawling

## ACC FRESHMAN OF THE YEAR

2013 Maria Hauger

## SOUTHEAST REGION COACH OF THE YEAR

2013 Todd Morgan  
2015 Todd Morgan

## ACC COACH OF THE YEAR

2015 Todd Morgan

## USTFCCCA

### ALL-ACADEMIC

2009 Morgane Gay  
Catherine White  
2010 Stephanie Garcia  
Morgane Gay  
2011 Anna Corrigan  
2012 Barbara Strehler  
Catherine White  
2013 Cleo Boyd  
Sarah Fakler  
Kathleen Stevens  
Barbara Strehler  
2014 Sarah Fakler  
Morgan Kelly  
Iona Lake  
2015 Cleo Boyd  
Iona Lake  
Emily Mulhern  
Megan Rebholz  
2017 Beth Hawling  
Frances Schmeide

## ALL-ACC ACADEMIC

2006 Laura Hodges  
Katherine Read  
2007 Stephanie Garcia  
2008 Laretta Dezubay  
Stephanie Garcia  
Morgane Gay  
Samantha Stafford  
2009 Stephanie Garcia  
Morgane Gay  
Catherine White  
2010 Stephanie Garcia  
Barbara Strehler  
2011 Anna Corrigan  
Kathleen Stevens  
Barbara Strehler  
2012 Kathleen Stevens  
Barbara Strehler  
Catherine White  
2013 Vicky Fouhy  
Kathleen Stevens  
Barbara Strehler  
2014 Cleo Boyd  
Sarah Fakler  
Iona Lake  
Kathleen Stevens  
2015 Cleo Boyd  
Sarah Fakler  
Iona Lake  
Emily Mulhern  
Megan Rebholz  
2016 Emily Mulhern  
2017 Beth Hawling  
Frances Schmeide



# V ACC WOMEN'S XC HISTORY

<b>1978</b>	NC State 36 Maryland 46 Virginia 48 North Carolina 84 Wake Forest 117 Clemson 135	<b>1986</b>	Clemson 41 Wake Forest 50 Virginia 62 Maryland 98 North Carolina 141 Georgia Tech 147 Duke 156	<b>1993</b>	NC State 46 Virginia 64 Clemson 72 North Carolina 73 Wake Forest 118 Georgia Tech 178 Florida State 195 Duke 199 Maryland 224	<b>1999</b>	North Carolina 44 NC State 56 Virginia 77 Wake Forest 96 Duke 104 Clemson 163 Georgia Tech 167 Florida State 214 Maryland 259	<b>2005</b>	Duke 20 NC State 91 Wake Forest 104 Boston College 106 North Carolina 128 Virginia 177 Florida State 196 Maryland 214 Virginia Tech 235 Georgia Tech 281 Miami 323 Clemson 327	<b>2010</b>	Florida State 52 Virginia 75 Duke 99 Boston College 100 North Carolina 123 NC State 137 Wake Forest 206 Virginia Tech 207 Clemson 208 Maryland 311 Georgia Tech 315 Miami 353
<b>1979</b>	NC State 30 Virginia 35 Maryland 75 North Carolina 111 Clemson 122 Wake Forest 167	<b>1987</b>	NC State 28 Wake Forest 45 Clemson 97 Virginia 122 Georgia Tech 124 Maryland 160 Duke 165 North Carolina 169	<b>1994</b>	North Carolina 40 Wake Forest 48 Georgia Tech 68 Virginia 87 Clemson 97 Duke 171 Maryland 194 Florida State 235	<b>2000</b>	NC State 43 North Carolina 52 Wake Forest 92 Duke 106 Virginia 107 Florida State 128 Georgia Tech 143 Clemson 253 Maryland 263	<b>2006</b>	NC State 59 Duke 88 Virginia 104 Florida State 118 Virginia Tech 123 North Carolina 138 Boston College 150 Wake Forest 166 Georgia Tech 194 Maryland 217 Clemson 343 Miami 384	<b>2011</b>	Florida State 20 Boston College 79 Virginia 113 NC State 113 North Carolina 118 Clemson 159 Duke 161 Virginia Tech 180 Maryland 258 Wake Forest 264 Georgia Tech 328 Miami 369
<b>1980</b>	NC State 29 Virginia 37 Maryland 72 North Carolina 112 Clemson 112 Wake Forest 175	<b>1988</b>	NC State 28 Clemson 77 Maryland 86 Wake Forest 110 Georgia Tech 116 North Carolina 117 Virginia 162 Duke 179	<b>1995</b>	NC State 40 Wake Forest 70 North Carolina 108 Virginia 116 Georgia Tech 128 Clemson 135 Duke 153 Maryland 212 Florida State 220	<b>2001</b>	NC State 39 North Carolina 55 Virginia 80 Georgia Tech 107 Duke 136 Wake Forest 149 Florida State 156 Maryland 263 Clemson 273	<b>2007</b>	Florida State 64 NC State 102 Boston College 106 North Carolina 118 Virginia Tech 121 Duke 123 Wake Forest 127 Virginia 160 Maryland 236 Clemson 257 Georgia Tech 277 Miami 390	<b>2012</b>	Florida State 35 Duke 67 Boston College 82 NC State 86 North Carolina 152 Virginia 170 Clemson 191 Wake Forest 222 Georgia Tech 258 Virginia Tech 260 Maryland 296 Miami 350
<b>1981</b>	Virginia 33 NC State 52 Clemson 69 Maryland 96 North Carolina 115 Wake Forest 163	<b>1989</b>	NC State 37 Clemson 65 Wake Forest 92 Georgia Tech 114 North Carolina 129 Virginia 129 Maryland 141 Duke 189	<b>1996</b>	NC State 38 North Carolina 49 Virginia 98 Clemson 101 Wake Forest 103 Georgia Tech 133 Duke 199 Maryland 218 Florida State 247	<b>2002</b>	NC State 61 Wake Forest 61 Virginia 78 Duke 81 North Carolina 88 Florida State 134 Maryland 203 Georgia Tech 214 Clemson 284	<b>2008</b>	Florida State 27 Boston College 106 Wake Forest 112 Duke 124 Virginia 124 North Carolina 137 Virginia Tech 150 Clemson 170 Maryland 236 NC State 262 Georgia Tech 289 Miami 392	<b>2013</b>	Florida State 52 Virginia 65 Syracuse 108 Notre Dame 124 Duke 130 Boston College 151 NC State 183 Virginia Tech 188 North Carolina 204 Wake Forest 246 Clemson 336 Georgia Tech 389 Pittsburgh 399 Maryland 404 Miami 447
<b>1982</b>	Virginia 20 Clemson 43 NC State 74 North Carolina 114 Maryland 118 Wake Forest 159 Duke 185	<b>1990</b>	NC State 36 Clemson 46 Virginia 61 North Carolina 111 Wake Forest 118 Maryland 172 Georgia Tech 189 Duke 191	<b>1997</b>	NC State 28 Wake Forest 48 North Carolina 70 Virginia 110 Duke 111 Clemson 157 Georgia Tech 161 Maryland 227 Florida State 247	<b>2003</b>	North Carolina 40 NC State 44 Wake Forest 62 Duke 120 Florida State 135 Virginia 142 Maryland 209 Georgia Tech 229 Clemson 282	<b>2009</b>	Florida State 37 Duke 71 Virginia 84 NC State 109 North Carolina 137 Boston College 144 Maryland 192 Wake Forest 204 Clemson 221 Virginia Tech 284 Georgia Tech 312 Miami 380		
<b>1983</b>	NC State 31 Clemson 37 North Carolina 78 Virginia 103 Maryland 131 Wake Forest 155	<b>1991</b>	NC State 25 Clemson 59 Virginia 70 North Carolina 90 Florida State 154 Duke 179 Wake Forest 181 Maryland 205 Georgia Tech 231	<b>1998</b>	NC State 32 North Carolina 65 Wake Forest 75 Clemson 99 Virginia 114 Duke 155 Georgia Tech 207 Florida State 220 Maryland 223	<b>2004</b>	Duke 29 North Carolina 56 NC State 71 Wake Forest 94 Virginia 163 Florida State 168 Virginia Tech 197 Maryland 205 Clemson 270 Georgia Tech 272 Miami 305				
<b>1984</b>	NC State 29 Clemson 51 North Carolina 69 Virginia 104 Wake Forest 129 Maryland 132 Duke 172 Georgia Tech 221	<b>1992</b>	NC State 38 Wake Forest 41 Virginia 57 North Carolina 57 Florida State 164 Clemson 165 Georgia Tech 176 Duke 200 Maryland 245								
<b>1985</b>	NC State 22 Clemson 75 Wake Forest 80 North Carolina 91 Virginia 93 Maryland 130 Georgia Tech 217 Duke 222										



**2014**

North Carolina	57
Florida State	99
Virginia	109
NC State	119
Notre Dame	132
Virginia Tech	161
Boston College	162
Syracuse	162
Wake Forest	233
Duke	276
Georgia Tech	289
Louisville	290
Clemson	369
Pittsburgh	388
Miami	505

**2015**

Virginia	71
NC State	75
Notre Dame	96
Syracuse	141
North Carolina	150
Boston College	159
Florida State	172
Virginia Tech	213
Pittsburgh	241
Clemson	244
Duke	275
Wake Forest	290
Louisville	312
Georgia Tech	407
Miami	450

**2016**

NC State	53
Notre Dame	74
Virginia Tech	153
Louisville	157
Syracuse	184
Clemson	207
Pitt	207
Wake Forest	207
Florida State	213
Virginia	220
Duke	245
Boston College	247
UNC	299
Georgia Tech	347
Miami	446

**2017**

NC State	43
Louisville	109
Virginia Tech	129
Syracuse	134
Wake Forest	166
Notre Dame	175
Duke	180
Virginia	182
Florida State	210
Pitt	210
UNC	244
Georgia Tech	258
Boston College	348
Clemson	378
Miami	461

**VIRGINIA**

**YEAR-BY-YEAR**

1978	3rd (48)
1979	2nd (35)
1980	2nd (37)
<b>1981</b>	<b>1st (33)</b>
<b>1982</b>	<b>1st (20)</b>
1983	4th (103)
1984	4th (104)
1985	5th (93)
1986	3rd (62)
1987	4th (122)
1988	7th (162)
1989	6th (129)
1990	3rd (61)
1991	3rd (70)
1992	3rd (57)
1993	2nd (64)
1994	4th (87)
1995	4th (116)
1996	3rd (98)
1997	4th (110)
1998	5th (114)
1999	3rd (77)
2000	5th (107)
2001	3rd (80)
2002	3rd (78)
2003	6th (142)
2004	5th (163)
2005	6th (177)
2006	3rd (104)
2007	8th (160)
2008	5th (124)
2009	3rd (84)
2010	2nd (75)
2011	3rd (113)
2012	6th (170)
2013	2nd (65)
2014	3rd (109)
<b>2015</b>	<b>1st (71)</b>
2016	10th (220)
2017	8th (182)

# V MEN'S NCAA XC HISTORY

## NCAA CHAMPIONSHIP RESULTS

**1939**  
55. Charles E. Chamberlain 23:16

**1970 38th Place (1,052 pts)**

288. Henry Barron 32:39:0  
293. James Wood 32:55:0  
296. Wallace Andrew 33:00:0  
302. Joseph Cacciapaglia 33:36:0

**1972**  
56. Philip Meyer 29:51:0

**1977**  
48. Chris Fox 30:10.6

**1979**  
77. Mike Cotton 30:46.2

**1980**  
48. Mike Cotton 30:22.8

**1983 18th Place (353 pts)**  
60. Timothy Springfield 31:06.8  
65. Colin Peddie 31:10.4  
68. John Hinton 31:12.9  
106. Gregory Coan 31:36.6  
150. James Hays 32:38.3  
162. William Convey 33:05.3  
174. James Brooks 33:46.6

**1984 5th Place (190 pts)**  
19. Timothy Springfield 30:14.8  
22. Colin Peddie 30:20.2  
57. John Hinton 30:53.6  
63. James Hays 30:56.9  
81. James Brooks 31:40.8  
152. John 32:30.1  
170. Greg Coan 33:17.4

**1998**  
62. Bobby Thiele 31:39.1

**1999**  
26. Bobby Thiele 31:05.6

**2000**  
113. Bobby Thiele 31:51.3

**2001**  
68. Walton Kingsberry 30:36:00

**2003 30th Place (801 pts)**  
164. Will Christian 31:26.1  
171. Andy Filachek 31:27.9  
201. Alex Tatu 31:47.5  
222. Dave Vitto 32:15.6  
223. Walton Kingsberry 32:16.6  
237. Ryan Neubart 32:50.1  
248. James Atchison 34:06.1

**2004**  
201. Soeren Lindner 33:38.5

**2005 26th Place (550 pts)**  
103. Jan Foerster 30:58.3  
111. Andrew Dumm 31:00.5  
129. Ryan Foster 31:15.4  
173. Andy Biladeau 31:39.6  
183. Jeff Eggleston 31:44.0  
208. Soeren Lindner 31:58.8  
227. Alex Tatu 32:18.2

**2006 14th Place (446 pts)**  
32. Jan Foerster 31:38.0  
99. Andrew Dumm 32:37.1  
115. Andy Biladeau 32:43.3  
165. Taylor Smith 33:12.5  
177. Andrew Jesien 33:26.4  
236. Alex Tatu 34:37.2

**2007 12th Place (374 pts)**  
42. Jan Foerster 30:37.1  
56. Emil Heineking 30:43.6  
72. Ryan Foster 30:56.4  
126. Taylor Smith 31:21.3  
173. Andy Biladeau 31:41.3  
200. Kevin Tschirhart 32:05.2  
216. Andrew Jesien 32:28.8

**2008 14th Place (383 pts)**  
26. Emil Heineking 30:02.0  
70. Ryan Collins 30:38.4  
99. Ryan Foster 30:54.7  
123. Andy Biladeau 31:04.6  
158. Andrew Jesien 31:22.0  
190. Graham Tribble 31:40.2  
247. Trey Miller 33:11.7

**2009 15th Place (408 pts)**  
41. Ryan Collins 30:22.0  
68. Emil Heineking 30:36.7  
122. Sintayehu Taye 31:08.8  
133. Graham Tribble 31:13.9  
141. Trey Miller 31:18.1  
164. Andrew Revelle 31:28.6  
188. Sean Keveren 31:47.1

**2010 17th Place (386 pts)**  
32. Ryan Collins 30:24.9  
71. Emil Heineking 30:52.3  
82. Sean Keveren 30:57.7  
107. Sintayehu Taye 31:16.2  
172. Chris Foley 31:50.3  
181. Drew Paisley 31:59.5  
244. Zach Vrhovac 35:20.4

**2011**  
27. Mark Amirault 29:56.8

**2012 14th Place (382 pts)**  
22. Zach Gates 29:48.3  
72. Mark Amirault 30:30.4  
99. Kyle King 30:42.8  
109. Thomas Porter 30:50.4  
189. Jack St. Marie 31:32.0  
238. Drew Paisley 32:40.3

**2013 13th Place (370 pts)**  
18. Kyle King 30:27.3  
63. Thomas Porter 31:00.4  
93. Zach Herriott 31:16.7  
123. Adam Visokay 31:31.2  
156. Thomas Madden 31:50.9  
169. Drew Paisley 31:58.0  
183. Chris Foley 32:09.0

**2014 21st Place (502 pts)**  
81. Zach Herriott 31:25.3  
84. Connor Rog 31:26.4  
88. Kyle King 31:27.6  
164. Thomas Madden 32:03.8  
174. Chase Weaverling 32:09.5  
226. Adam Visokay 33:14.4  
228. Trevor Hopper 33:17.2

**2015 22nd Place (480 pts)**  
55. Chase Weaverling 30:38.8  
59. Henry Wynne 30:40.3  
150. Thomas Madden 31:27.6  
166. Brent Demarest 31:33.5  
171. Zach Herriott 31:36.7  
177. Evan Chiplock 31:41.3  
222. Adam Visokay 32:27.6

**2016 18th Place (476 pts)**  
42. Brent Demarest 30:28.6  
53. Zach Herriott 30:34.1  
103. Lachlan Cook 30:53.4  
181. Chase Weaverling 31:28.4  
208. Ari Klau 31:48.0  
224. AJ Ernst 32:00.4  
250. Matt Novak 34:05.4

**2017 16th Place (476 pts)**  
19. Brent Demarest 29:43.6  
85. Lochlan Cook 30:32.7  
101. Chase Weaverling 30:43.0  
115. Ari Klau 30:52.3  
197. Alex Corbett 31:35.7  
230. Kenneth Hagen 32:09.8  
237. Johnny Pace 32:33.8

## SOUTHEAST REGIONAL RESULTS

Year	Place	Points
2003	4th	N/A
2004	4th	118
2005	2nd	91
2006	4th	131
2007	4th	116
2008	2nd	67
2009	5th	133
2010	6th	185
2011	9th	238
2012	Champions	64
2013	2nd	96
2014	Champions	75
2015	2nd	96
2016	2nd	105
2017	3rd	130

# V MEN'S XC HONORS

## ALL-AMERICANS

- 1980 Mike Cotton
- 1984 Collin Peddie
- 1984 Tim Springfield
- 1999 Bobby Thiele
- 2007 Emil Heineking
- 2008 Emil Heineking
- 2010 Ryan Collins
- 2011 Mark Amirault
- 2012 Zach Gates
- 2013 Kyle King
- 2017 Brent Demarest

## ALL-SOUTHEAST REGION

- 2003 Will Christian (7th)  
Walton Kingsbery (13th)
- 2004 Soeren Lindner (9th)  
Will Christian (10th)  
Ryan Foster (17th)
- 2005 Jan Foerster (4th)  
Ryan Foster (11th)  
Andrew Dumm (18th)
- 2006 Jan Foerster (5th)  
Andrew Dumm (14th)
- 2007 Emil Heineking (14th)  
Andy Biladeau (21st)  
Jan Foerster (22nd)  
Ryan Foster (25th)
- 2008 Emil Heineking (3rd)  
Ryan Foster (4th)  
Ryan Collins (10th)  
Graham Tribble (19th)
- 2009 Emil Heineking (7th)  
Ryan Collins (14th)  
Graham Tribble (21st)
- 2010 Emil Heineking (5th)  
Ryan Collins (7th)
- 2011 Mark Amirault (3rd)
- 2012 Zach Gates (4th)  
Kyle King (10th)  
Thomas Porter (14th)  
Mark Amirault (17th)  
Drew Paisley (19th)
- 2013 Kyle King (5th)  
Thomas Porter (9th)  
Zach Herriott (18th)
- 2014 Adam Visokay (6th)  
Kyle King (7th)  
Zach Herriott (11th)  
Chase Weaverling (24th)
- 2015 Henry Wynne (12th)  
Chase Weaverling (14th)  
Zach Herriott (17th)  
Thomas Madden (25th)
- 2016 Zach Herriott (9th)  
Lachlan Cook (12th)  
Chase Weaverling (14th)
- 2017 Lachlan Cook (6th)  
Brent Demarest (7th)

## ACC CHAMPIONS

- 2008 Ryan Foster

- 2009 Emil Heineking
- 2010 Emil Heineking

## ALL-ACC

- 1986 Ken Cheeseman
- 1988 Ken Cheeseman  
Andrew Hudson
- 1990 Andrew Hudson  
Matt White
- 1992 Rob Cook
- 1994 Andrew Carnahan
- 1998 Bobby Thiele
- 1999 Bobby Thiele
- 2000 Matt Ruhl  
Bobby Thiele  
Justin Wood
- 2003 Will Christian
- 2004 Will Christian  
Ryan Foster
- 2005 Andy Biladeau  
Andrew Dumm  
Jan Foerster  
Ryan Foster  
Soeren Lindner  
Alex Tatu
- 2006 Andy Biladeau  
Jan Foerster
- 2007 Andy Biladeau  
Jan Foerster  
Ryan Foster  
Emil Heineking
- 2008 Andy Biladeau  
Ryan Collins  
Ryan Foster  
Emil Heineking
- 2009 Ryan Collins  
Emil Heineking
- 2010 Ryan Collins  
Emil Heineking
- 2011 Mark Amirault
- 2012 Zach Gates  
Kyle King  
Thomas Porter
- 2013 Kyle King  
Thomas Porter
- 2014 Connor Rog  
Zach Herriott
- 2015 Chase Weaverling  
Henry Wynne
- 2016 Lachlan Cook  
Brent Demarest  
Zach Herriott  
Chase Weaverling
- 2017 Lachlan Cook  
Brent Demarest  
Chase Weaverling

## ACC FRESHMAN OF THE YEAR

- 2005 Andy Biladeau
- 2007 Emil Heineking
- 2012 Conner Rog
- 2013 Thomas Madden
- 2016 Lachlan Cook

## ACC COACH OF THE YEAR

- 1984 Dennis Craddock
- 1985 Dennis Craddock
- 2005 Jason Dunn
- 2007 Jason Dunn
- 2008 Jason Vigilante

## SOUTHEAST REGION COACH OF THE YEAR

- 2014 Pete Watson

## ALL-ACC ACADEMIC

- 2005 Andrew Dumm  
Jan Foerster  
Ryan Foster
- 2006 Andrew Dumm  
Andrew Jesien  
Taylor Smith
- 2007 Emil Heineking  
Andrew Jesien  
Taylor Smith
- 2008 Andrew Jesien
- 2009 Emil Heineking  
Trey Miller
- 2010 Emil Heineking  
Sean Keveren
- 2011 Sean Keveren  
Drew Paisley  
David Wilson
- 2012 Mark Amirault  
Zach Gates  
Sean Keveren  
Drew Paisley  
Thomas Porter  
Jack St. Marie
- 2013 Thomas Madden  
Drew Paisley  
Thomas Porter
- 2015 Thomas Madden  
Adam Visokay  
Chase Weaverling
- 2016 Zach Herriott  
Chase Weaverling
- 2017 Chase Weaverling

## USTFCCCA ALL-ACADEMIC

- 2011 Mark Amirault
- 2012 Mark Amirault  
Zach Gates  
Drew Paisley  
Thomas Porter
- 2013 Thomas Porter
- 2014 Chase Weaverling
- 2015 Thomas Madden  
Chase Weaverling
- 2016 Zach Herriott  
Chase Weaverling

# V ACC MEN'S XC HISTORY

<b>1954</b> Maryland 26 North Carolina 36 Duke 96 Virginia 114 Wake Forest 141	<b>1962</b> North Carolina 31 Duke 51 Maryland 51 Wake Forest 119 Clemson 164 Virginia 170 South Carolina 181 NC State 215	<b>1969</b> Maryland 49 Duke 65 North Carolina 80 Virginia 111 NC State 115 South Carolina 119 Clemson 157 Wake Forest 198	<b>1976</b> Maryland 43 North Carolina 49 Duke 95 Clemson 98 NC State 122 Virginia 137 Wake Forest 146	<b>1983</b> Clemson 40 Wake Forest 54 Virginia 70 Maryland 92 NC State 167 North Carolina 167 Georgia Tech 187 Duke 202	<b>1990</b> Wake Forest 44 NC State 50 Virginia 64 Clemson 104 North Carolina 148 Maryland 153 Duke 188 Georgia Tech 189
<b>1955</b> No team competition	<b>1963</b> North Carolina 52 Duke 68 Maryland 75 NC State 96 Wake Forest 110 Clemson 137 South Carolina 143 Virginia 219	<b>1970</b> Duke 42 North Carolina 66 NC State 71 Maryland 77 Clemson 138 Virginia 147 Wake Forest 185 South Carolina 196	<b>1977</b> Duke 56 NC State 71 Virginia 77 Clemson 91 North Carolina 102 Maryland 104 Wake Forest 159	<b>1984</b> Virginia 42 Clemson 57 NC State 73 Georgia Tech 127 Maryland 134 North Carolina 135 Wake Forest 141 Duke 199	<b>1991</b> NC State 52 Wake Forest 61 North Carolina 63 Clemson 68 Virginia 147 Georgia Tech 152 Florida State 200 Maryland 210 Duke 235
<b>1957</b> North Carolina 45 Clemson 89 Maryland 94 NC State 97 Duke 104 Virginia 109 Wake Forest 121	<b>1964</b> Maryland 45 North Carolina 72 Virginia 77 South Carolina 82 Wake Forest 101 Clemson 142 Duke 173	<b>1971</b> North Carolina 34 Duke 36 Maryland 87 NC State 88 Clemson 141 Virginia 159 Wake Forest 199	<b>1978</b> Clemson 41 North Carolina 66 Maryland 77 NC State 89 Wake Forest 109 Virginia 124 Duke 157	<b>1985</b> North Carolina 54 NC State 60 Clemson 84 Wake Forest 85 Maryland 102 Georgia Tech 148 Virginia 150 Duke 207	<b>1992</b> NC State 46 Wake Forest 48 Clemson 91 North Carolina 105 Georgia Tech 106 Virginia 122 Maryland 211 Florida State 230 Duke 233
<b>1958</b> Duke 47 North Carolina 66 Maryland 68 NC State 129 Clemson 142 Virginia 164 Wake Forest 165 South Carolina 180	<b>1965</b> Maryland 25 Duke 62 North Carolina 87 Virginia 115 Wake Forest 117 South Carolina 123 NC State 199	<b>1972</b> Maryland 36 Duke 57 NC State 69 North Carolina 85 Virginia 112 Clemson 157 Wake Forest 189	<b>1979</b> North Carolina 37 Maryland 62 NC State 77 Clemson 87 Virginia 122 Wake Forest 145 Duke 173 Georgia Tech 174	<b>1986</b> NC State 46 Maryland 61 North Carolina 71 Clemson 77 Virginia 122 Wake Forest 147 Georgia Tech 165 Duke 199	<b>1993</b> Wake Forest 36 NC State 59 Clemson 69 Georgia Tech 92 Virginia 118 Duke 183 North Carolina 211 Florida State 220 Maryland 237
<b>1959</b> Duke 44 Maryland 64 NC State 87 North Carolina 107 Virginia 123 Clemson 144 Wake Forest 163	<b>1966</b> Maryland 30 North Carolina 52 Wake Forest 82 Duke 99 South Carolina 149 NC State 158 Virginia 168 Clemson 201	<b>1973</b> Duke 38 Maryland 47 North Carolina 61 NC State 89 North Carolina 142 Clemson 147 Wake Forest 158	<b>1980</b> Clemson 27 NC State 45 Virginia 94 Maryland 113 North Carolina 127 Duke 128 Wake Forest 202 Georgia Tech 216	<b>1987</b> Clemson 38 NC State 54 North Carolina 63 Maryland 92 Wake Forest 104 Georgia Tech 151 Duke 211 Virginia DNF	<b>1994</b> Wake Forest 46 NC State 53 Georgia Tech 108 North Carolina 110 Clemson 114 Virginia 127 Duke 176 Maryland 200 Florida State 273
<b>1960</b> North Carolina 25 Maryland 38 Duke 61 NC State 120 Virginia 144	<b>1967</b> Maryland 27 Duke 52 North Carolina 82 NC State 135 Wake Forest 147 Virginia 153 South Carolina 171 Clemson 174	<b>1974</b> Maryland 29 Duke 56 North Carolina 59 NC State 116 Virginia 132 Clemson 139 Wake Forest 168	<b>1981</b> Clemson 42 North Carolina 55 Virginia 71 Maryland 114 NC State 118 Wake Forest 132 Duke 182 Georgia Tech 190	<b>1988</b> Clemson 27 Wake Forest 50 North Carolina 84 Virginia 98 Maryland 122 Georgia Tech 157 Duke 184 NC State X	<b>1995</b> NC State 18 Wake Forest 67 North Carolina 121 Virginia 133 Duke 148 Clemson 152 Georgia Tech 161 Maryland 161 Florida State 230
<b>1961</b> North Carolina 37 Duke 48 Maryland 52 Clemson 141 NC State 150 Wake Forest 152 Virginia 179	<b>1968</b> Maryland 34 Duke 66 North Carolina 86 Clemson 119 NC State 120 Virginia 159 South Carolina 165 Wake Forest 219	<b>1975</b> Duke 23 Maryland 38 NC State 114 Clemson 115 Virginia 122 North Carolina 133 Wake Forest 189	<b>1982</b> Clemson 33 Virginia 66 North Carolina 98 NC State 99 Wake Forest 100 Maryland 148 Georgia Tech 166 Duke 202	<b>1989</b> Wake Forest 31 Clemson 36 NC State 72 Virginia 112 Maryland 114 Georgia Tech 166 North Carolina 184 Duke 187	



<b>1996</b>	
NC State	30
Wake Forest	40
North Carolina	82
Duke	114
Clemson	127
Virginia	143
Florida State	217
Georgia Tech	222
Maryland	231
<b>1997</b>	
NC State	24
Wake Forest	73
Clemson	75
North Carolina	86
Duke	117
Virginia	184
Georgia Tech	188
Maryland	220
Florida State	232
<b>1998</b>	
NC State	26
Duke	75
Clemson	94
Virginia	101
North Carolina	121
Wake Forest	169
Georgia Tech	201
Florida State	210
Maryland	248
<b>1999</b>	
NC State	16
Duke	70
Wake Forest	99
Virginia	106
Clemson	126
Georgia Tech	162
North Carolina	179
Florida State	218
Maryland	249
<b>2000</b>	
Duke	39
NC State	49
Virginia	54
Wake Forest	84
North Carolina	163
Clemson	180
Florida State	188
Georgia Tech	218
Maryland	262
<b>2001</b>	
NC State	26
Wake Forest	45
Duke	94
Virginia	114
Florida State	134
Georgia Tech	153
Clemson	187
North Carolina	221
Maryland	274

<b>2002</b>	
NC State	17
Duke	69
Virginia	95
Clemson	103
Florida State	123
Wake Forest	148
North Carolina	187
Maryland	219
Georgia Tech	243
<b>2003</b>	
NC State	27
Florida State	66
Virginia	83
Clemson	130
Wake Forest	139
Georgia Tech	156
Maryland	161
North Carolina	183
Duke	206
<b>2004</b>	
NC State	47
Florida State	48
Virginia	85
Clemson	87
Duke	99
Wake Forest	172
Maryland	198
Georgia Tech	227
Virginia Tech	249
North Carolina	295
Miami	313
<b>2005</b>	
Virginia	30
Florida State	38
NC State	103
Wake Forest	136
Duke	142
Virginia Tech	174
Clemson	175
North Carolina	198
Boston College	201
Maryland	304
Miami	342
Georgia Tech	356
<b>2006</b>	
NC State	31
Florida State	79
Virginia	87
Duke	124
Clemson	132
Virginia Tech	145
Boston College	196
North Carolina	213
Wake Forest	217
Maryland	261
Georgia Tech	315
Miami	348

<b>2007</b>	
Virginia	32
NC State	39
Florida State	130
Clemson	137
Virginia Tech	139
Duke	156
Wake Forest	193
Boston College	195
Maryland	206
North Carolina	246
Georgia Tech	271
Miami	381
<b>2008</b>	
Virginia	40
NC State	56
Virginia Tech	75
Florida State	80
Duke	127
Maryland	199
Boston College	199
North Carolina	209
Clemson	212
Georgia Tech	239
Wake Forest	342
Miami	372
<b>2009</b>	
NC State	56
Virginia	71
Florida State	72
Duke	74
Virginia Tech	122
North Carolina	138
Maryland	219
Georgia Tech	239
Wake Forest	281
Boston College	287
Clemson	293
Miami	395
<b>2010</b>	
Florida State	43
NC State	81
North Carolina	84
Virginia	92
Duke	93
Wake Forest	209
Virginia Tech	242
Maryland	244
Boston College	254
Clemson	267
Georgia Tech	271
Miami	357
<b>2011</b>	
NC State	51
Florida State	55
North Carolina	84
Virginia Tech	116
Duke	116
Virginia	169
Wake Forest	212
Maryland	232
Georgia Tech	239
Clemson	268
Boston College	281
Miami	372

<b>2012</b>	
Virginia Tech	55
Virginia	61
Florida State	62
NC State	74
Duke	112
North Carolina	149
Wake Forest	209
BC	246
Georgia Tech	272
Clemson	280
Miami	342
<b>2013</b>	
Syracuse	64
North Carolina	84
Notre Dame	105
Virginia	108
Virginia Tech	120
Duke	137
Florida State	145
NC State	154
Georgia Tech	256
Wake Forest	274
Clemson	341
Pittsburgh	366
BC	382
Miami	409
<b>2014</b>	
Syracuse	32
NC State	90
North Carolina	95
Virginia	121
Florida State	158
Virginia Tech	163
Notre Dame	189
Louisville	191
Clemson	245
Georgia Tech	277
Wake Forest	291
Duke	296
Pittsburgh	353
BC	435
Miami	500
<b>2015</b>	
Syracuse	45
NC State	95
Virginia	115
Virginia Tech	120
Louisville	130
Notre Dame	147
Florida State	172
Duke	187
North Carolina	189
Georgia Tech	209
Clemson	318
BC	360
Wake Forest	410
Miami	488

<b>2016</b>	
Syracuse	29
Virginia	72
NC State	82
Virginia Tech	128
Florida State	134
North Carolina	182
Louisville	203
Georgia Tech	224
Pitt	246
Notre Dame	257
Duke	311
Boston College	337
Wake Forest	345
Clemson	346
Miami	440
<b>2017</b>	
Syracuse	27
Virginia Tech	73
NC State	98
Virginia	100
Florida State	152
Wake Forest	182
Notre Dame	206
Georgia Tech	238
Duke	261
Pitt	285
UNC	315
Clemson	345
Miami	370
Boston College	378
Louisville	384

<b>VIRGINIA</b>	
<b>YEAR-BY-YEAR</b>	
1954	4th (114)
1955	--
1956	3rd (96)
1957	7th (109)
1958	6th (164)
1959	5th (123)
1960	5th (144)
1961	7th (179)
1962	6th (170)
1963	8th (219)
1964	3rd (77)
1965	4th (115)
1966	7th (168)
1967	6th (153)
1968	6th (159)
1969	4th (111)
1970	6th (147)
1971	7th (159)
1972	5th (112)
1973	5th (142)
1974	5th (132)
1975	5th (122)
1976	6th (137)
1977	3rd (77)
1978	6th (124)
1979	5th (122)
1980	3rd (94)
1981	3rd (71)
1982	2nd (66)
1983	3rd (70)
<b>1984</b>	<b>1st (42)</b>
1985	7th (150)
1986	5th (122)
1987	8th (DNF)
1988	4th (98)
1989	4th (112)
1990	3rd (64)
1991	5th (147)
1992	6th (122)
1993	5th (118)
1994	6th (127)
1995	4th (133)
1996	6th (143)
1997	6th (184)
1998	4th (101)
1999	4th (106)
2000	3rd (54)
2001	4th (114)
2002	3rd (95)
2003	3rd (83)
2004	3rd (85)
<b>2005</b>	<b>1st (30)</b>
2006	3rd (87)
<b>2007</b>	<b>1st (32)</b>
<b>2008</b>	<b>1st (40)</b>
2009	2nd (71)
2010	4th (92)
2011	6th (169)
2012	2nd (61)
2013	4th (108)
2014	4th (121)
2015	3rd (115)
2016	2nd (72)
2017	4th (100)

# V WOMEN'S INDOOR HISTORY

## NATIONAL CHAMPIONS

Aileen O'Conner 5000m - 1981 AIAW  
 Jill Haworth 1500m - 1981 AIAW  
 Virginia DMR - 1982 AIAW  
 (Linda Nicholson, Karen Hatchett,  
 Lisa Welch, Jill Haworth)

## ALL-AMERICANS

1980	Brenda Brown	DMR
	Susan Brownell	Pent
	Jill Haworth	DMR
	Linda Nicholson	DMR
	Vivian Scruggs	DMR
1981	Ann Bair	HJ
	Brenda Brown	DMR
	Susan Brownell	Pent
	Lisa Garrett	400m
	Jill Haworth	4x800m
	Jill Haworth	DMR
	Linda Nicholson	DMR
	Linda Nicholson	4x800m
	Marisa Schmitt	4x800m
	Vivian Scruggs	4x800m
	Vivian Scruggs	DMR
1982	Susan Brownell	Pent
	Gail Bryant	400m
	Gail Bryant	4x400m
	Lisa Garrett	4x400m
	Karen Hatchett	DMR
	Kim Hatchett	4x400m
	Jill Haworth	Mile
	Jill Haworth	DMR
	Linda Nicholson	4x400
	Linda Nicholson	DMR
	Aileen O'Conner	Two-Mile
	Aileen O'Conner	5000m
	Marisa Schmitt	Mile
	Lesley Welch	Three-Mile
	Lesley Welch	Two-Mile
	Lisa Welch	DMR
	Martha White	Two-Mile
	Martha White	Three-Mile
1983	Ann Bair	HJ
	Lisa Garrett	440y
	Jill Haworth	Mile
	Jeannette Kelly	880y
1984	Gail Bryant	4x800m
	Veronica Haberl	4x800m
	Kim Kelly	1000m
	Kim Kelly	4x800m
	Michelle Rowen	4x800m
1985	Gail Bryant	4x800m
	Phyllis Buber	4x800m
	Kim Kelly	4x800m
	Sandy Schuler	4x800m
	Sandy Schuler	1000m
1986	Phyllis Buber	4x800m
	Shelly McBride	4x800m
	Michelle Rowen	4x800m
	Sandy Schuler	4x800m
1987	Sonya Fridy	500m
	Sonya Fridy	LJ
	Michelle Rowen	Mile
1989	Dana Boone	TJ
1991	Dana Boone	LJ
1992	Claire Forbes	3000m
1993	Sherry Gould	HJ
1994	Sherry Gould	HJ
1994	Pam Lemons	200m
1995	Rebecca Grube	LJ

1997	Kelly Miller	LJ
2001	Naccole Guinn	TJ
2002	Kiamesha Otey	LJ
2003	Kiamesha Otey	LJ
2006	Tomika Ferguson	TJ
2007	Tomika Ferguson	TJ
2008	Emily Harrison	5000m
2011	Stephanie Garcia	DMR
	Morgane Gay	DMR
	Lyndsay Harper	DMR
	Ayla Smith	DMR
2012	Morgane Gay	Mile
	Dallas Rose (2nd)	TJ
2013	Vicky Fouhy (2nd)	Mile
	Dallas Rose (2nd)	TJ
2014	Jordan Lavender (2nd)	400m
2016	Iona Lake (2nd)	Mile

(prior to 1982 were AIAW honors)

## NCAA CHAMPIONSHIP RESULTS

1983	Ann Bair	HJ	4th	5' 10"
	Lisa Garrett	440y	4th	55.33
	Jill Haworth	Mile	2nd	4:45.96
	Jeannette Kelly	880y	5th	2:10.72
	Martha White	2-mile	8th	10:16.39
1984	Virginia	4x800m	4th	8:44.21
	(Bryant, Haberl, Rowen, Kelly)			
	Virginia	4x400m		3:46.03
	(Bryant, Hatchett, Buber, Crockett)			
	Gail Bryant	500m		1:14.19
	Kim Kelly	1,000m	7th	2:48.00
1985	Beth Sheehan	Hept.	11th	5,254 pts
	Gail Bryant	800m	8th	2:04.21
1986	Virginia	4x800m	3rd	8:39.58
	(Buber, McBride, Rowan, Schuler)			
	Virginia	4x400m	3rd	3:44.16
	(Fitzpatrick, Crockett, Duke, Fridy)			
	Sonja Fridy	55m		6.97
	Michelle Johnson	55H		8.25
1988	Latanya Wynn	LJ		
	Robin Landis	HJ		
1989	Dana Boone	TJ	4th	40' .75"
1990	Dana Boone	LJ		
1991	Dana Boone	TJ	9th	41' 1/2"
	Dana Boone	LJ		20' 3.75"
	Kelly Bodiford	SP	18th	44' 10.75"
	Virginia	4x800m		
	(Figlar, Liggins, Taylor, Colombell)			
1992	Claire Forbes	3,000m		
	Virginia	4x800m		
	(Samuels, Liggins, Ward, Drauglis)			

1994	Pam Lemons	200m	4th	24.37
	Sherry Gould	HJ	2nd	1.87
1995	Rebecca Grube	LJ	10th	21' .5"
	Nicole Kimbrough	LJ	16th	18' 5"
2001	Naccole Guinn	TJ	10th	12.91m
2002	Kiamesha Otey	LJ	5th	6.26m
	Eliese Mitchell	WT	14th	18.97m
2003	Kiamesha Otey	60m	15th	7.40
	Kiamesha Otey	LJ	10th	6.05m
	Eliese Mitchell	WT	16th	17.46m
2006	Tomika Ferguson	TJ	6th	13.32m
2007	Tomika Ferguson	TJ	8th	12.98m
2008	Emily Harrison	5000m	9th	16:19.85
2011	Virginia	DMR	3rd	10:59.79
	(Garcia, Gay, Harper, Smith)			
2012	Morgane Gay	Mile	5th	4:41.40
	Dallas Rose	TJ	12th	40'9.5"
2013	Vicky Fouhy	Mile	12th	4:41.29
	Dallas Rose	TJ	13th	41'9.75"
2014	Jordan Lavender	400m	12th	52.99
2016	Iona Lake	Mile	15th	4:48.11

## NCAA CHAMPIONSHIP FINISHES

1983	T-5th (17.25)
1984	T-29th (4)
1985	T-25th (6)
1986	T-24th (6)
1987	9th (16)
1989	T-28th (4)
1992	T-40th (1)
1993	T-38th (1)
1994	T-27th (7)
1995	T-40th (3)
2002	T-37th (4)
2006	T-48th (3)
2007	T-69th (1)
2011	T-30th (6)
2012	T-43rd (4)

# V WOMEN'S INDOOR HISTORY

## ACC CHAMPIONS

1987	Sonya Fridy	60y
	Michelle Rowen	Mile
	Virginia	Mile Relay
	LaTanya Wynn	TJ
1988	Robin Landes	HJ
	Latanya Wynn	TJ
1989	Dana Boone	LJ
1990	Claire Forbes	Mile
	Claire Forbes	3000m
1991	Kelly Bodiford	SP
1992	Claire Forbes	3000m
	Virginia	2-Mile Relay
1993	Sherry Gould	HJ
1994	Sherry Gould	HJ
1995	Rebecca Grube	LJ
1996	Lauren Connolly	WT
1997	Virginia	DMR
2001	Naccole Guinn	TJ
2003	Kiamesha Otey	LJ
2010	Maureen Laffan	SP
	Virginia	DMR
2011	Virginia	DMR
2012	Pearl Bickersteth	HJ
2014	Jordan Lavender	400m
2016	Iona Lake	Mile

## ALL-ACC

1987	Sandy Schuler
	Latanya Wynn
	Michele Johnson
	Cathron Birge
	Sonja Fridy
	Cherlene Hinton
	Michelle Rowen
	Julie Sandy
1988	Latanya Wynn
	Charlene Hinton
	Robin Landes
1989	Dana Boone
1990	Dana Boone
	Claire Forbes
1991	Kelly Bodiford
	Claire Forbes
1992	Jen Garvin
	Claire Forbes
	Michelle Samuels
	Lara Drauglis
	Kim Liggins
1993	Sherry Gould
1994	Rebecca Grube
	Michelle Samuels
	Pam Lemons
	Bernarda Gras
	Sherry Gould
	Mia Richardson
1995	Rebecca Grube
	Nicole Kimbrough
1996	Lauren Connolly
	Ann Crouse

1997	Tracey Freyre
	Astrid Gotthard
	Talitha Green
	Jen Gruia
	Nicole Kimbrough
1999	Ann Crouse
	Jennifer Owens
2000	Jeanna Composti
	Eliese Mitchell
	Kimesha Otey
2001	Naccole Guinn
	Eliese Mitchell
	Kiamesha Otey
2002	Carielle Doe
	Kim Turko
	Kiamesha Otey
	Naccole Guinn
2003	Ellen Dwyer
	Eliese Mitchell
	Kiamesha Otey
2004	Rachel Marks
	Meggie Shuelke
2008	Kathleen Darraugh
	Emily Harrison
	Kara Scanlin
2010	Rosemary Barber
	Lyndsay Harper
	Maureen Laffan
	Tasia Potasinski
	Chidi Uche
2011	Vanessa Fabrizio
	Stephanie Garcia
	Morgane Gay
	Lyndsay Harper
2012	Pearl Bickersteth
	Anna Corrigan
	Morgane Gay
	Dallas Rose
2013	Vicky Fouhy
	Jordan Lavender
	Dallas Rose
2014	Jordan Lavender
2015	Christine Bohan
	Jordan Lavender
2016	Christine Bohan
	Peyton Chaney
	Iona Lake
	Bridget Guy (2nd)
2017	Mia Barron
	Christine Bohan (2nd)
	Cleo Boyd
	Emma Call (2nd)
	Kelly McKee (2nd)
2018	Mia Barron
	Kelly McKee
	Gabrielle Hayes (2nd)
	Brittany Jones (2nd)
	Holly Sullivan (2nd)

## ACC CHAMPIONSHIP

### TRACK MVP

2014 Jordan Lavender

### ACC COACH OF THE YEAR

1987 Fred Binggeli

1994 Fred Binggeli

### ALL-ACC ACADEMIC

2009 Ayla Smith

2011 Ayla Smith

2012 Anna Corrigan

Jordan Lavender

Dallas Rose

2013 Peyton Chaney

Anna Finger

Colette Gnade

Jordan Lavender

Dallas Rose

Barbara Strehler

2014 Vicky Fouhy

Barbara Strehler

2015 Christine Bohan

2016 Christine Bohan

Peyton Chaney

Iona Lake

2017 Christine Bohan

Cleo Boyd

Kelly McKee



# V ACC WOMEN'S INDOOR HISTORY

<b>1987</b>	Virginia 132	North Carolina 152	<b>2000</b>	North Carolina 158	<b>2006</b>	Miami 117	<b>2011</b>	Clemson 152	<b>2015</b>	Clemson 102
	North Carolina 85	Virginia 112		Florida State 128		North Carolina 96		Florida State 100		Florida State 81
	Maryland 57	Clemson 92.5		Maryland 71		Florida State 81		North Carolina 69		Notre Dame 74
	Georgia Tech 35	Florida State 76.5		Georgia Tech 61		Virginia Tech 70		Virginia Tech 69.5		North Carolina 62.5
	NC State 22	Georgia Tech 57		Virginia 52		Georgia Tech 67.5		Miami 65		Duke 59.5
	Clemson 22	Wake Forest 37		NC State 51		NC State 58.83		Duke 45		NC State 55.5
	Wake Forest 10	Duke 8		Wake Forest 44		Maryland 46.5		Virginia 45		Miami 48
	Duke 8	Maryland 8		Clemson 34		Duke 43		NC State 31		Virginia Tech 44.5
		NC State 2		Duke 24		Virginia 39.5		Maryland 28		Virginia 35.5
<b>1988</b>			<b>2001</b>			Wake Forest 18		Boston College 23		Syracuse 34
	North Carolina 172	<b>1995</b>		North Carolina 144		Clemson 15		Wake Forest 20		Wake Forest 19.5
	Virginia 69	North Carolina 192		Clemson 98		BC 10.66		Georgia Tech 19		Louisville 16
	Maryland 58	Clemson 88		Georgia Tech 83.5	<b>2007</b>		<b>2012</b>			Boston College 13
	Clemson 36	Virginia 75		Virginia 80		Virginia Tech 136		Clemson 166		Georgia Tech 10
	Georgia Tech 29	Georgia Tech 65		Wake Forest 63.5		Miami 99		Florida State 87		Pittsburgh 8
	Wake Forest 20	Wake Forest 48		Maryland 58		North Carolina 75.5		Florida State 87		
	NC State 14	Florida State 41		Florida State 47		Florida State 65.5		North Carolina 85		<b>2016</b>
	Duke 3	Maryland 22		Duke 36		Clemson 59.33		Virginia 59		Miami 85
		NC State 9		NC State 12		Duke 56.50		Virginia Tech 53		Clemson 83
<b>1989</b>		Duke 6				Georgia Tech 49		Duke 48		Notre Dame 82
	North Carolina 143	<b>1996</b>	<b>2002</b>			Boston College 34		NC State 47		Florida State 70
	Clemson 83	North Carolina 192		Georgia Tech 122		Virginia 32		Maryland 35		Duke 59
	Virginia 55	Clemson 102.5		North Carolina 113		Boston College 32.5		Miami 32		North Carolina 47.5
	NC State 50	Florida State 73		NC State 78.5		Wake Forest 20		Boston College 26		NC State 42
	Georgia Tech 49	NC State 67		Clemson 73		NC State 19.66		Georgia Tech 21		Louisville 38.5
	Maryland 38	Virginia 63		Virginia 63		Maryland 16		Wake Forest 4		Virginia 37
	Wake Forest 12	Georgia Tech 38		Florida State 63		<b>2008</b>		<b>2013</b>		Georgia Tech 34
	Duke 4	Maryland 25		Maryland 62		Virginia Tech 138		Clemson 141.5		Syracuse 27
		Duke 12.5		Wake Forest 36.5		North Carolina 88.5		Florida State 100		Virginia Tech 25.5
<b>1990</b>		Wake Forest 6		Duke 13		Florida State 88.5		Duke 82		Boston College 13
	North Carolina 177	<b>1997</b>	<b>2003</b>			Miami 75		NC State 61.5		Wake Forest 9.5
	Clemson 92	North Carolina 163.0		UNC 129.5		Virginia 57		Maryland 59		Pittsburgh 9
	Virginia 54	Florida State 103.0		Georgia Tech 110.5		Boston College 6		North Carolina 57		<b>2017</b>
	Georgia Tech 41	Clemson 99.0		Florida State 85		NC State 43		Virginia 46		Miami 113
	Maryland 25	Virginia 62.0		Virginia 74.5		Clemson 32		Miami 42		Clemson 98
	NC State 22	Maryland 53.0		NC State 66		Georgia Tech 30		Virginia Tech 36		Florida State 74
	Wake Forest 15	NC State 43.0		Wake Forest 53		Wake Forest 29		Boston College 16		Louisville 57.5
	Duke 7	Georgia Tech 38.0		Duke 40.5		Duke 18		Wake Forest 13		Notre Dame 48
<b>1991</b>		Duke 23.0		Maryland 37		Maryland 16		Georgia Tech 8		Duke 44.5
	North Carolina 150	<b>1998</b>	<b>2004</b>			<b>2009</b>		<b>2014</b>		North Carolina 44
	Clemson 120	North Carolina 184		UNC 124.5		Florida State 132		Florida State 95.6		Virginia Tech 41
	Virginia 74	Clemson 131		Georgia Tech 109		North Carolina 104		Duke 83		NC State 35
	NC State 26	Georgia Tech 61		Clemson 97		Clemson 85		Notre Dame 65		Virginia 31
	Georgia Tech 22	Florida State 56		NC State 91.5		Virginia Tech 83.3		Miami 62		Wake Forest 24
	Wake Forest 15	NC State 52		Florida State 78		Miami 61		Virginia Tech 52		Pittsburgh 19
	Maryland 14	Maryland 47		Maryland 50.5		NC State 47		Maryland 50		Georgia Tech 14
	Duke 2	Virginia 44		Wake Forest 48.5		Georgia Tech 37.3		North Carolina 49		Syracuse 12
<b>1992</b>		Duke 27		Duke 36.5		Virginia 29		Clemson 45		Boston College 7
	Clemson 107	Wake Forest 21		Virginia 26.5		Duke 26.3		NC State 39		<b>2018</b>
	North Carolina 95	<b>1999</b>	<b>2005</b>			Wake Forest 24		Virginia 32		Florida State 91
	Virginia 71	North Carolina 121		Miami 138		Boston College 23		Syracuse 32		Virginia Tech 81
	Georgia Tech 57	Clemson 100		North Carolina 100		Maryland 10		Pittsburgh 26		Louisville 73
	Florida State 52	Georgia Tech 91		Georgia Tech 98		<b>2010</b>		Georgia Tech 12.5		Clemson 73
	NC State 33	Florida State 72.33		Duke 65		Clemson 145.5		Wake Forest 11		North Carolina 61
	Maryland 12	Maryland 71		Clemson 55.5		Florida State 93		Boston College 7		Duke 48
	Wake Forest 7	Virginia 59		Florida State 52		Virginia Tech 74				Miami 48
	Duke 0	NC State 50.33		Wake Forest 38		Duke 60				NC State 36
<b>1993</b>		Wake Forest 47.33		Duke 37		Miami 56				Virginia 34.5
	North Carolina 142	Duke 11		Virginia Tech 36.5		NC State 40				Notre Dame 31
	Clemson 136.5			Maryland 32		North Carolina 37.5				Syracuse 27.5
	Florida State 77			Virginia 11		Boston College 36				Pittsburgh 26
	Virginia 51.5					Georgia Tech 36				Georgia Tech 14
	Georgia Tech 48					Virginia 33				Wake Forest 10
	Wake Forest 44					Wake Forest 32				Boston College 9
	NC State 25					Maryland 11				
	Maryland 19									
	Duke 3									

# V ACC WOMEN'S INDOOR HISTORY

**VIRGINIA**

**YEAR-BY-YEAR**

1987	1st (132)
1988	2nd (69)
1989	3rd (55)
1990	3rd (54)
1991	3rd (74)
1992	3rd (71)
1993	4th (51.5)
1994	2nd (112)
1995	3rd (75)
1996	5th (63)
1997	4th (62)
1998	7th (44)
1999	6th (59)
2000	5th (52)
2001	4th (80)
2002	5th (63)
2003	4th (74.5)
2004	9th (26.5)
2005	11th (11)
2006	9th (39.5)
2007	8th (34)
2008	5th (57)
2009	8th (29)
2010	10th (33)
2011	T-6th (45)
2012	4th (59)
2013	7th (46)
2014	T-10th (32)
2015	9th (35.5)
2016	9th (37)
2017	10th (31)
2018	9th (34.5)

# V MEN'S INDOOR HISTORY

## NATIONAL CHAMPIONS

Paul Ereng 800m - 1989 NCAAAs  
 Robby Andrews 800m - 2010 NCAAAs  
 Henry Wynne 1,500m - 2016 NCAAAs

## ALL-AMERICANS

1976 Keith Witherspoon TJ  
 1978 Greg Canty 1000y  
 1979 Greg Canty 1000y  
 1981 Chuck Brown DMR  
 Vince Draddy DMR  
 Theo Hodge DMR  
 David Revelle DMR  
 1982 Ray Brown 800m  
 1985 John Hinton 1000m  
 1987 Kris Herdt 3000m  
 1988 Paul Ereng 800m  
 1989 Paul Ereng 800m  
 1991 Ben Kurgat 800m  
 2007 Brian Lee DMR  
 Kevin McHale DMR  
 Jordan Orr DMR  
 Alex Tatu DMR  
 2009 Andrew Jesien DMR  
 Meikle Paschal DMR  
 Lance Roller DMR  
 Sintayehu Taye DMR  
 2010 Robby Andrews 800m  
 Ryan Collins 3000m  
 2011 Adams Abdulrazaaq (2nd) 60mH  
 Marcus Robinson (2nd) TJ  
 2012 Marcus Robinson TJ  
 Nick Vena (2nd) SP  
 2013 Brandon Burton (2nd) DMR  
 Taylor Gilland (2nd) DMR  
 Payton Hazzard (2nd) DMR  
 Anthony Kostelac (2nd) DMR  
 2015 Jordan Young WT  
 Payton Hazzard DMR  
 Nathan Kiley DMR  
 Mike Marsella DMR  
 Henry Wynne DMR  
 Filip Mihaljevic (2nd) SP  
 2016 Filip Mihaljevic SP  
 Henry Wynne Mile  
 Kenneth Hagen (2nd) DMR  
 Robby Keough (2nd) DMR  
 Nathan Kiley (2nd) DMR  
 Matthew Novak (2nd) DMR  
 2017 Jordan Young WT  
 Oghenakpobo Efekoro SP  
 Zach Herriott (2nd) 5000m  
 Jordan Scott (2nd) TJ

## NCAA CHAMPIONSHIP RESULTS

1984  
 John Hinton 800m 7th 1:50.72  
 Ray Brown 1,000m 4th 2:25.46  
 Greg Byers TJ 49' 10"  
 Bruce Randolph 55m 6.44

1985  
 Jim Hays 5,000m 7th 14:09.56  
 John Hinton 1,500m 9th 3:44.23

1988  
 Paul Ereng 800m

1989  
 Paul Ereng 800m 1st 1:47.69  
 Ben Kurgat 800m 7th 1:49.83

1990  
 Herman Moore HJ

1991 Ben Kurgat 800m

1992 Ben Kurgat 800m

2005  
 Virginia DMR 9th 9:42.43  
 (Blassingame, Dunbar, Orr, Tatu)  
 Winston Howard 55m4th-pre 6.32

2007  
 Virginia DMR 7th 9:40.18  
 (Lee, McHale, Orr, Tatu)

2009  
 Yemi Ayeni SP 12th 17.66m  
 Virginia DMR 6th 9:36.89  
 (Jesien, Paschal, Roller, Taye)

2010  
 Robby Andrews 800m 1st 1:48.39  
 Ryan Collins 5000m 11th 14:06.98

2011  
 Adams Abdulrazaaq 60mH 12th 7.85  
 Marcus Robinson TJ 11th 15.92m

2012  
 Marcus Robinson TJ 5th 53'0.75"  
 Nick Vena SP 14th 59'10.5"

2013  
 Virginia DMR 10th 9:43.70  
 (Kostelac, Hazzard, Burton, Gilland)

2015  
 Jordan Young WT 4th 22.87m  
 Virginia DMR 6th 9:33.24  
 (Wynne, Hazzard, Kiley, Marsella)  
 Filip Mihaljevic SP 14th 18.40m

2016  
 Henry Wynne Mile 1st 4:06.63  
 Filip Mihaljevic SP 2nd 67' 2"  
 Virginia DMR 10th 9:53.16  
 (Keough, Kiley, Hagen, Novak)

2017  
 Jordan Young WT 3rd 22.41m  
 Oghenakpobo Efekoro SP 3rd 19.84m  
 Zach Herriott 5000m 12th 13:59.99  
 Jordan Scott TJ 10th 15.69m

2018  
 Jordan Scott TJ 12th 15.84m

## NCAA CHAMPIONSHIP TEAM FINISHES

1984 T-39th (4)  
 1985 T-27th (6)  
 1988 T-51st (1)  
 1989 T-16th (10)  
 2007 T-57th (2)  
 2009 T-47th (3)  
 2010 T-20th (10)  
 2012 T-45th (4)  
 2015 T-23rd (8)  
 2016 T-8 (18)  
 2017 T-16 (12)

# V MEN'S INDOOR ACC HISTORY

## ACC CHAMPIONS

1954	Ray Quillen	HJ
1957	Henry Davenport	PV
1958	Henry Davenport	PV
	Clarence Roberts	PV
1968	Mike Harvey	LJ
1970	Jim Shannon	LJ
1972	Kent Merritt	60y
	Virginia	Mile Relay
1973	Kent Merritt	60y
1975	Keith Witherspoon	TJ
1976	Keith Witherspoon	TJ
1977	Greg Canty	1000y
1978	Greg Canty	1000y
	Virginia	2-Mile Relay
1979	Greg Canty	1000y
	Virginia	2-Mile Relay
1980	Greg Canty	1000y
1988	Herman Moore	HJ
1989	Paul Ereng	800m
	Ben Kurgat	800m
1990	Herman Moore	HJ
1991	Cornell Grayson	TJ
	Ben Kurgat	800m
	Thom McKinney	SP
1992	Ben Kurgat	800m
1993	Michael Murphy	WT
1994	Rob Cook	3000m
2005	McGavock Dunbar	800m
2008	Virginia	DMR
2009	Ryan Collins	5000m
2010	Robby Andrews	800m
	Ryan Collins	5000m
	Virginia	DMR
2011	Ryan Collins	5000m
	Anthony Kostelac	800m
	Marcus Robinson	TJ
2012	Mark Amirault	5000m
	Marcus Robinson	TJ
2015	Payton Hazzard	400m
	Filip Mihaljevic	SP
	Jordan Young	WT
	Virginia	DMR
2016	Filip Mihaljevic	SP
	Henry Wynne	Mile
	Virginia	DMR
2017	Filip Mihaljevic	SP
	Jack Lint	Hept
	Jordan Scott	TJ
	Jordan Young	WT

## ALL-ACC

1987	David Hood
	Kris Herdt
1988	Herman Moore
1989	Ben Kurgat
	Paul Ereng
1990	Thom McKinney
	Brian Shafer
	Herman Moore
1991	Thom McKinney
	Ben Kurgat

1992	Ben Kurgat
1993	Mike Murphy
1994	Rob Cook
	Mark Hammons
2001	Shay Clark
	Stephen Gross
	Bob Thiele
2002	Jarrett Hagwood
2003	David Sullivan
2004	McGavock Dunbar
2005	McGavock Dunbar
	David Sullivan
2006	Kellen Blessingame
	Alex Tatu
	Kevin McHale
2007	Alex Tatu
	Jordan Orr
	Jan Foerster
2008	Yemi Ayeni
	Andy Biladeau
	Ryan Foster
	Andrew Jesien
	Brian Lee
	Jordan Orr
	Alex Tatu
2009	Adams Abdulrazaaq
	Yemi Ayeni
	Kevin Anding
	Alex Bowman
	Ryan Collins
	Emil Heineking
	Brian Lee
	Andrew Lobb
	Greg Nelson
	Meikle Paschal
	Lance Roller
	Sintayehu Taye
	Kevin Tschirhart
2010	Adams Abdulrazaaq
	Kevin Anding
	Robby Andrews
	Alex Bowman
	Ryan Collins
	Marcus Robinson
	Lance Roller
	Sintayehu Taye
2011	Adams Abdulrazaaq
	Kevin Anding
	Ryan Collins
	Brett Johnson
	Anthony Kostelac
	Marcus Robinson
2012	Mark Amirault
	Kevin Anding
	Chris Foley
	Thomas Porter
	Marcus Robinson
	Nick Vena
2013	Ryan Satchell
2014	Drequan Hoskey
	Mike Marsella
	Thomas Porter
	Ryan Satchell
	Aaron Worrell

2015	Payton Hazzard
	Kyle King
	Mike Marsella
	Filip Mihaljevic
	Henry Wynne
	Jordan Young
2016	Oghenakpobo Efekoro
	Kenneth Hagen
	Nathan Kiley
	Filip Mihaljevic
	Matthew Novak
	Adam Visokay
	Henry Wynne
	Hilmar Jonsson (2nd)
	Aaron Worrell (2nd)
2017	Zach Herriott
	Filip Mihaljevic
	Oghenakpobo Efekoro
	Jack Lint
	Jordan Scott
	Henry Wynne
	Jordan Young
	Brent Demarest (2nd)
	Hilmar Jonsson (2nd)
	Nace Plesko (2nd)
	Chase Weaverling (2nd)
	Aaron Worrell (2nd)
	Sam Young (2nd)
2018	Jordan Scott
	Oghenakpobo Efekoro
	Hilmar Jonsson
	Mike Marsella (2nd)
	Nace Plesko (2nd)

## ACC PERFORMER OF THE YEAR

1991	Ben Kurgat
2016	Henry Wynne (track)
2017	Jordan Young (field)

## ACC MEET FIELD MVP

2015	Jordan Young
------	--------------

## ACC FRESHMAN OF THE YEAR

2010	Robby Andrews
------	---------------

# V MEN'S INDOOR ACC HISTORY

2017-18 FACT BOOK

## ALL-ACC ACADEMIC

2009 Kevin Anding  
2010 Kevin Anding  
2011 Kevin Anding  
2012 Mark Amirault  
Kevin Anding  
Christopher Foley  
Taylor Gilland  
Christian Lavorgna  
Thomas Porter  
2013 Mark Amirault  
Matthew Armentrout  
Taylor Gilland  
Christian Lavorgna  
Bryan Lewis  
Thomas Porter  
Ryan Satchell  
2014 Thomas Porter  
Aaron Worell  
2015 Thomas Madden  
Filip Mihaljevic  
Ryan Satchell  
2016 Robby Keough  
Christian Lavorgna  
Jack Lint  
Filip Mihaljevic  
Adam Visokay  
Chase Weaverling  
2017 Zach Herriott  
Jeff Jernigan  
Jack Lint  
Filip Mihaljevic  
Chase Weaverling  
Aaron Worrell  
Henry Wynne

# VACC MEN'S INDOOR HISTORY

<b>1954</b>	Maryland 53.75
UNC 33.75	Duke 32
Virginia 5	South Carolina 4.75
Clemson .75	
<b>1955</b>	North Carolina 36
Maryland 35.50	Duke 24
South Carolina 14	NC State 9
Virginia 7.50	Clemson 6
<b>1956</b>	Maryland 52.50
Duke 28	North Carolina 26
NC State 15	Clemson 11
Virginia 8	South Carolina 2.5
Wake Forest 0	
<b>1957</b>	Maryland 61.50
North Carolina 32	Duke 20.50
Virginia 13	Clemson 7.50
NC State 6.50	South Carolina 2
Wake Forest 0	
<b>1958</b>	Maryland 52.40
North Carolina 29.5	Duke 18.50
South Carolina 18.5	Clemson 9
Virginia 7.80	NC State 5.40
Wake Forest 1.50	
<b>1959</b>	Maryland 72.50
North Carolina 23.5	Duke 21
South Carolina 10	Clemson 9
NC State 3	Virginia 2
Wake Forest 2	
<b>1960</b>	Maryland 82
North Carolina 30	Duke 28.70
South Carolina 25.9	Clemson 10
Virginia 8.20	NC State 8.20
Wake Forest 0	

<b>1961</b>	Maryland 81.50
North Carolina 48.5	Duke 20.33
Clemson 19	Virginia 13.33
South Carolina 9	NC State 3
Wake Forest 0.33	
<b>1962</b>	Maryland 61
UNC 44.4	Clemson 28.50
Duke 22.50	South Carolina 17.5
Virginia 13.50	NC State 4
Wake Forest 3.50	
<b>1963</b>	Maryland 81.50
North Carolina 56	Duke 25.50
Clemson 22	South Carolina 4
Wake Forest 4	NC State 2
Virginia 0	
<b>1964</b>	Maryland 82
North Carolina 37	South Carolina 22
Duke 17	Clemson 16
Wake Forest 10	NC State 6
Virginia 5	
<b>1965</b>	Maryland 91
North Carolina 18	Duke 15
South Carolina 14	NC State 12
Clemson 11	Wake Forest 10
Virginia 9	
<b>1966</b>	Maryland 85
North Carolina 32.5	NC State 16
Duke 15	South Carolina 13
Clemson 8	Wake Forest 5.50
Virginia 4	
<b>1967</b>	Maryland 79
North Carolina 34	Clemson 18
Duke 17.50	South Carolina 14.5
NC State 13	Wake Forest 3
Virginia 1	

<b>1968</b>	Maryland 106
North Carolina 32	Duke 20
South Carolina 12	NC State 10
Virginia 8	Clemson 4
Wake Forest 0	
<b>1969</b>	Maryland 103.50
North Carolina 27.5	Duke 19
South Carolina 16	Clemson 13
Virginia 11	NC State 2
Wake Forest 0	
<b>1970</b>	Maryland 76.50
North Carolina 34.5	South Carolina 24
Duke 21	Clemson 18
Virginia 11	NC State 6
Wake Forest 1	
<b>1971</b>	Maryland 49.50
Duke 34	North Carolina 32
South Carolina 30	Clemson 17.50
NC State 12	Virginia 12
Wake Forest 5	
<b>1972</b>	Maryland 66.50
North Carolina 51.5	Clemson 23
NC State 20	Virginia 18
Duke 8	Wake Forest 5
<b>1973</b>	Maryland 81
North Carolina 36	Duke 31
Clemson 23	NC State 16
Virginia 14	Wake Forest 7
<b>1974</b>	Maryland 88.50
North Carolina 45.5	NC State 29
Duke 21	Virginia 10
Clemson 7	Wake Forest 7

<b>1975</b>	Maryland 104.33
North Carolina 27	NC State 25.33
Virginia 20	Duke 16
Clemson 13.33	Wake Forest 2
<b>1976</b>	Maryland 86.50
North Carolina 42	NC State 40.50
Clemson 17.50	Virginia 17
Duke 16.50	Wake Forest 3
<b>1977</b>	Maryland 77.50
North Carolina 43.4	NC State 38
Clemson 21	Duke 19.50
Virginia 17.50	Wake Forest 7
<b>1978</b>	Maryland 69
NC State 44	North Carolina 38
Clemson 26	Virginia 26
Duke 20	Wake Forest 4
<b>1979</b>	Maryland 77
North Carolina 50	NC State 29.50
Clemson 27	Virginia 25.50
Duke 10	Wake Forest 3
<b>1980</b>	Maryland 134
Clemson 108	North Carolina 62.5
NC State 60.50	Georgia Tech 42.50
Virginia 32	Duke 16.50
Wake Forest 7	
<b>No indoor meet held between 1981-1986</b>	
<b>1987</b>	Clemson 103
NC State 97	Georgia Tech 84
North Carolina 57	Maryland 51
Virginia 31	Duke 9
Wake Forest 2	

<b>1988</b>	NC State 128
Georgia Tech 107	Clemson 77
North Carolina 63	Maryland 44
Virginia 38	Wake Forest 2
Duke 1	
<b>1989</b>	Clemson 155
NC State 113	North Carolina 60
Georgia Tech 60	Virginia 50
Maryland 30	Wake Forest 20
Duke 7	
<b>1990</b>	Clemson 150
North Carolina 96	NC State 77
Virginia 60	Georgia Tech 58
Wake Forest 30	Duke 14
Maryland 11	
<b>1991</b>	Clemson 111
NC State 107.2	North Carolina 89.6
Virginia 70.2	Georgia Tech 68
Wake Forest 43	Maryland 7
Duke 0	
<b>1992</b>	Clemson 136
North Carolina 112	NC State 68
Florida State 61	Wake Forest 42
Georgia Tech 35	Virginia 33
Maryland 9	Duke 0
<b>1993</b>	Clemson 156
North Carolina 132	Florida State 83
Georgia Tech 82	NC State 78
Wake Forest 45	Virginia 36
Maryland 6	Duke 5
<b>1994</b>	Florida State 133
Clemson 106	Georgia Tech 94
North Carolina 92	NC State 66
Wake Forest 60	Virginia 44
Maryland 20	Duke 8

<b>1995</b>	North Carolina 192
Clemson 89.5	Wake Forest 85
NC State 76	Georgia Tech 59
Florida State 55.5	Virginia 32
Duke 20	Maryland 13
<b>1996</b>	UNC 148.5
NC State 147.5	Clemson 117.0
Florida State 53.5	Wake Forest 49.0
Georgia Tech 41.5	Maryland 30.0
Virginia 20.0	Duke 16.0
<b>1997</b>	Clemson 155.5
North Carolina 141	Georgia Tech 75
NC State 69	Wake Forest 51
Florida State 48.5	Duke 30
Virginia 29	Maryland 24
<b>1998</b>	Clemson 144.0
UNC 134.5	NC State 130.0
Florida State 73.0	Georgia Tech 64.0
Virginia 31.0	Maryland 20.5
Duke 19.0	Wake Forest 7.0
<b>1999</b>	Clemson 162.0
North Carolina 112.5	NC State 108.0
Florida State 80.0	Wake Forest 44.5
Virginia 37.0	Georgia Tech 30.0
Duke 30.0	Maryland 20.0
<b>2000</b>	Clemson 168.0
North Carolina 89.0	NC State 86.0
Florida State 75.0	Georgia Tech 65.0
Wake Forest 58.0	Duke 40.0
Virginia 31.0	Maryland 11.0



**2001**

Clemson	181
North Carolina	93
Florida State	86
Wake Forest	77
NC State	69
Virginia	68
Duke	22
Georgia Tech	21
Maryland	7

**2002**

Clemson	132
Florida State	95
Georgia Tech	94
NC State	82
North Carolina	77
Wake Forest	60
Duke	32
Virginia	32
Maryland	14

**2003**

Florida State	135.5
Clemson	111.5
Georgia Tech	105.5
North Carolina	99
NC State	84.5
Duke	36
Virginia	28
Wake Forest	19
Maryland	5

**2004**

Florida State	164
Clemson	142
NC State	88
North Carolina	83
Georgia Tech	72
Virginia	35
Duke	27
Maryland	25
Wake Forest	23

**2005**

Florida State	162.5
Clemson	160
North Carolina	65
Virginia	54
Georgia Tech	50
Virginia Tech	43.5
Wake Forest	38
NC State	37
Maryland	27
Duke	16
Miami	10

**2006**

Florida State	160.5
Clemson	95
North Carolina	64
Virginia Tech	60
Wake Forest	56
Virginia	55
NC State	52
Georgia Tech	39
Miami	36
Maryland	29
Duke	8.5
Boston College	7

**2007**

Florida State	128
Clemson	106.5
NC State	70
Georgia Tech	63
North Carolina	56
Virginia Tech	50.5
Virginia	49
Wake Forest	47
Maryland	37
Miami	29
Duke	19
Boston College	8

**2008**

Florida State	135.5
Georgia Tech	85
Clemson	83
North Carolina	78
Virginia	76.5
NC State	67
Maryland	41
Miami	34
Virginia Tech	30
Wake Forest	24
Duke	7
Boston College	1

**2009**

Florida State	125
Virginia Tech	98.5
Virginia	94
North Carolina	61.5
Clemson	57
NC State	49
Wake Forest	46
Georgia Tech	43
Miami	31
Duke	28
Maryland	23
Boston College	3

**2010**

Florida State	107
UNC	103.5
Virginia Tech	97
Virginia	77
NC State	63
Clemson	61
Georgia Tech	44
Duke	38.5
Miami	29
Wake Forest	21
Maryland	11
Boston College	10

**2011**

Virginia Tech	140
Florida State	98
NC State	83.5
Virginia	77
Clemson	73
North Carolina	67.5
Duke	47
Maryland	22
Wake Forest	20
Miami	17
Georgia Tech	12
Boston College	2

**2012**

Florida State	123
Virginia Tech	95.5
North Carolina	84.5
Virginia	80
Clemson	78
NC State	61
Duke	47
Georgia Tech	33.5
Maryland	28
Miami	19
Wake Forest	10
Boston College	2.5

**2013**

Virginia Tech	153
Florida State	136
Clemson	91
North Carolina	75
Duke	52
Georgia Tech	39
Virginia	38
NC State	35
Miami	31
Wake Forest	9
Boston College	4

**2014**

Florida State	97
North Carolina	89
Notre Dame	84
Duke	67
Virginia Tech	65
Virginia	54
Pittsburgh	44
Georgia Tech	44
Miami	39
NC State	31
Clemson	23
Syracuse	17
Wake Forest	9

**2015**

Virginia Tech	101
Florida State	86.5
Virginia	71
North Carolina	67
Clemson	63
Syracuse	41
Duke	39
Miami	37.5
Louisville	29
Pittsburgh	29
NC State	29
Notre Dame	26
Wake Forest	24
Georgia Tech	20

**2016**

Syracuse	88.0
Clemson	76.50
Virginia	64.0
NC State	62.0
Virginia Tech	58.0
Florida State	55.0
Notre Dame	45.0
Miami	44.0
Louisville	38.50
Pittsburgh	28.0
Wake Forest	27.0
Duke	26.0
Georgia Tech	25.0
North Carolina	23.0

**2017**

Virginia Tech	109
Virginia	98
Florida State	86
Clemson	76
Syracuse	47
Louisville	47
NC State	39
Notre Dame	33
North Carolina	29
Georgia Tech	28
Miami	24
Pittsburgh	21
Duke	14
Wake Forest	11

**2018**

Florida State	111
Virginia Tech	107
Clemson	76
Syracuse	62
NC State	52
Virginia	49
Louisville	44
Georgia Tech	37
Notre Dame	35
Duke	25
North Carolina	23
Miami	21
Wake Forest	11
Pittsburg	9

**VIRGINIA**

**YEAR-BY-YEAR**

1954	4th (5)
1955	6th (7.5)
1956	6th (8)
1957	4th (13)
1958	6th (7.8)
1959	T-7th (2)
1960	T-6th (8.2)
1961	5th (13.33)
1962	6th (13.5)
1963	8th (0)
1964	8th (5)
1965	8th (9)
1966	8th (4)
1967	8th (1)
1968	6th (8)
1969	6th (11)
1970	6th (11)
1971	7th (12)
1972	5th (18)
1973	6th (14)
1974	5th (10)
1975	4th (20)
1976	5th (17)
1977	6th (17.5)
1978	5th (26)
1979	5th (25.5)
1980	6th (32)
1987	6th (31)
1988	6th (38)
1989	5th (50)
1990	4th (60)
1991	4th (70.2)
1992	7th (33)
1993	7th (36)
1994	7th (44)
1995	7th (32)
1996	8th (20)
1997	7th (29)
1998	6th (31)
1999	6th (37)
2000	8th (31)
2001	6th (68)
2002	8th (32)
2003	7th (28)
2004	6th (35)
2005	4th (54)
2006	6th (55)
2007	7th (49)
2008	5th (76.5)
2009	3rd (94)
2010	4th (77)
2011	4th (77)
2012	4th (80)
2013	7th (38)
2014	6th (54)
2015	3rd (71)
2016	3rd (64)
2017	2nd (98)
2018	6th (49)

# V WOMEN'S OUTDOOR HISTORY

## NATIONAL CHAMPIONS

Aileen O'Conner 10000m 1981 AIAW  
 Kiamesha Otey LJ 2003 USATF  
 Stephanie Garcia Steeple 2007 USATF Juniors

## ALL-AMERICANS

1979 Margaret Groos 1500m  
 1981 Susan Brownell Hept  
 Aileen O'Conner 10000m  
 1982 Susan Brownell Hept  
 Aileen O'Conner 10000m  
 1983 Lisa Garrett 400m  
 Kim Kelly 1500m  
 Martha White 5000m  
 Martha White 10000m  
 1984 Gail Bryant 800m  
 1985 Gail Bryant 800m  
 1986 Michelle Rowen 1500m  
 Beth Sheehan Hept  
 1987 Sonya Fridy 200m  
 Sonya Fridy 400m  
 Sonya Fridy LJ  
 Michelle Rowen 1500m  
 Julia Solo Javelin  
 1988 Patti Matava 5000m  
 Julia Solo Javelin  
 1989 Dana Boone TJ  
 Julia Solo Javelin  
 1990 Dana Boone LJ  
 1991 Dana Boone LJ  
 Dana Boone TJ  
 1992 Claire Forbes 3000m  
 1993 Kelly Bodiford Dis  
 Sherry Gould HJ  
 1994 Lara Drauglis 1500m  
 Rebecca Grube Hept  
 1995 Ann Crouse Javelin  
 1997 Angela Lee 400mH  
 1997 Kelly Miller LJ  
 1998 Angela Lee 400mH  
 1999 Ann Crouse Javelin  
 2001 Inge Jorgensen Javelin  
 2003 Dawn Cleary 3000mSC  
 Kiamesha Otey LJ  
 2004 Inge Jorgensen Javelin  
 2005 Billie-Jo Grant Dis  
 Inge Jorgensen Javelin  
 2006 Erin Crawford 400mH  
 Billie-Jo Grant Dis  
 Katie Read 10000m  
 2008 Billie-Jo Grant Dis  
 2009 Meghan Briggs Javelin  
 Stephanie Garcia 3000mSC  
 Morgane Gay 1500m  
 Billie-Jo Grant Dis  
 Caitlin Kelly 2009  
 2011 Stephanie Garcia 3000mSC  
 Morgane Gay 1500m  
 Lyndsay Harper (2nd) 800m  
 Ayla Smith (2nd) 400mH  
 Erin Wykoff (2nd) Dis  
 2012 Morgane Gay (2nd) 1500m  
 Maureen Laffan (2nd) Ham  
 Catherine White (2nd) 10000m  
 Chelsea Ley (HM) 5000m  
 Kathleen Stevens (HM) 5000m  
 2013 Abbey Karin (HM) Javelin  
 Barbara Strehler (HM) 5000m  
 2014 Dallas Rose TJ  
 Jen Flack (HM) 10000m

2015 Christine Bohan (HM) SP  
 Jordan Lavender (HM) 400m  
 2016 Cleo Boyd (HM) 10000m  
 2017 Christine Bohan (2nd) SP

(prior to 1982 were AIAW honors)

## NCAA CHAMPIONSHIP RESULTS

1983  
 Virginia 4x400m 9th 3:39.17  
 (Bryant, Hatchett, Hatchett, Garrett)  
 Lisa Garrett 400m 17th 53.85  
 Jeanette Kelly 800m 8th 2:07.56  
 Jill Haworth 1500m 4th 4:16.89  
 Martha White 5000m 7th 16:21.62  
 Mary Jean Wright 5000m 25th 17:00.85  
 Martha White 10000m 8th 34:02.15  
 Mary Jean Wright 10000m 22nd 35:31.1  
 Ann Bair HJ 5th 1.81m  
 1984  
 Jeanette Kelly 800m 15th 2:08.09  
 Virginia Mile Relay DQ DQ  
 1985  
 Gail Bryant 800m 8th 2:05.64  
 Kim Kelly 800m 19th 2:08.19  
 Beth Sheehan Hep 11th 5254  
 Virginia 4x400m 17th 3:40.18  
 (Fridy, Crockett, Hatchett, Bryant)  
 1986  
 Virginia 4x400m DNF DNF  
 (Buber, Crockett, Fitzpatrick, Fridy)  
 Sonja Fridy LJ 15th 6.06  
 Elizabeth Sheehan Hep 11th 5407  
 Julia Solo Jav 14th 47.76m  
 Patricia Matara 10000m 11th 33:32.44  
 1987  
 Sonja Fridy 200m 10th 23.39  
 Sonja Fridy 400m 4th 52.27  
 Michelle Rowan 1500m 9th 4:17.13  
 Julia Solo Jav 7th 51.10m  
 Kris Herdt 5000m 10th 15:00.3  
 1988  
 Kris Herdt 5000m 13th 14:41.9  
 Patricia Matara 5000m 7th 16:09.02  
 Julia Solo Jav 8th 166' 4"  
 1989  
 Dana Boone LJ 16th 6.11m  
 Dana Boone TJ 9th 12.50m  
 Julia Solo Jav 2nd 55.56m  
 1990  
 Claire Forbes 1500m 9th 4:18.52  
 Dana Boone LJ 2nd 6.29m  
 Dana Boone TJ 23rd 12.08m  
 1991  
 Claire Forbes 1500m 15th 4:28.15  
 Dana Boone LJ 5th 6.29m  
 Dana Boone TJ 8th 12.67m  
 Kelly Bodiford SP 14th 13.79m  
 Karen DiDonato HJ 20th 1.80m  
 1992  
 Claire Forbes 3000m 4th 9:29.73

1993  
 Sherry Gauld HJ 5th 1.86m  
 Kelly Bodiford Discus 9th 50.00m

1994  
 Lara Drauglis 1500m 8th 4:23.84  
 Sharon Servidio 10000m 13th 35:37.54  
 Rebecca Grube Hep 8th 5333

1995  
 Nicole Kimbrough LJ 19th 5.84m  
 Ann Crouse Jav 10th 48.54m

1996  
 Sharon Servido 10000m 16th 35:18.92  
 Angela Lee 400mH 16th 59.37  
 Kelly Miller LJ 19th 5.80m  
 Ann Crouse Jav 13th 45.72m

1997  
 Angela Lee 400mH 6th 57.8  
 Kelly Miller LJ 9th 6.11m  
 Ann Crouse Jav 13th 48.56m

1998  
 Nicole Kimbrough LJ 13th 6.02m

1999  
 Angela Lee 400mH 17th 1:00.37  
 Arin Crouse Jav 10th 49.47m

2000  
 Inge Jorgensen Jav 19th 42.58m

2001  
 Inge Jorgensen Jav 4th 51.21m  
 Kiamesha Otey 100m 20th 11.87  
 Dana Koons 10000m 16th 36:30.67

2002  
 Kiamesha Otey LJ 20th 5.93m  
 Melanie Matthews Steeple 16th 10:32.18  
 Dawn Cleary Steeple 13th 10:22.70

2003  
 Dawn Cleary Steeple 6th 10:00.09  
 Kiamesha Otey LJ 11th 6.14m  
 Eliese Mitchell SP 16th 15.50m  
 Kiamesha Otey 200m 23rd 24.36  
 Jane Maxwell 10000m 11th 33:55.98  
 Sarah Folse 10000m DNF DNF

2004  
 Inge Jorgensen Jav 8th 49.23m

2005  
 Anne Bobiak Jav 22nd 44.00m  
 Inge Jorgensen Jav 3rd 165' 2"  
 Billie-Jo Grant Discus 9th 51.41m  
 Tomika Ferguson TJ 28th 12.16m  
 Erin Crawford 400mH 16th 59.20

2006  
 Erin Crawford 400mH 6th 56.87  
 Billie-Jo Grant Discus 6th 52.28m  
 Billie-Jo Grant SP 20th 49' 11"





2007			
Katie Read	10000m	10th	33:54.92
Emily Harrison	10000m	13th	34:05.24
Kara Scanlin	10000m	20th	35:01.62
Erin Crawford	400mH	16th	59.50
Stephanie Garcia	Steeple	24th	10:22.16
Tomika Ferguson	TJ	14th	13.04m
2008			
Stephanie Garcia	Steeple	16th	10:27.14
Emily Harrison	10000m	14th	35:15.47
Kara Scanlin	10000m	DNF	DNF
Billie-Jo Grant	Discus	8th	50.26m
Meghan Briggs	Jav	25th	44.64
2009			
Billie-Jo Frant	Discus	6th	50.48m
Caitlin Kelly	Discus	4th	51.47m
Morgane Gay	1500m	10th	4:19.59
Stephanie Garcia	Steeple	9th	10:14.35
Meghan Briggs	Jav	9th	50.05m
2010			
Meghan Briggs	Jav	14th	47.42m
Tara Karin	Jav	18th	46.09m
2011			
Stephanie Garcia	Steeple	2nd	9:47.29
Morgane Gay	1500m	7th	4:17.40
Lyndsay Harper	800m	13th	2:05.91
Ayla Smith	400mH	10th	56.54
Erin Wykoff	Disc	12th	51.09m
2012			
Morgane Gay	1500m	11th	4:19.44
Maureen Laffan	Hammer	14th	196'6"
Chelsea Ley	5000m	DNF	DNF
Kathleen Stevens	5000m	21st	17:24.29
Catherine White	10000m	10th	33:21.55
2013			
Abbey Karin	Javelin	19th	44.14m
Barbara Strehler	5000m	22nd	16:39.68
2014			
Dallas Rose	TJ	7th	43'3"
Jen Flack	10000m	23rd	35:22.42
2015			
Christine Bohan	SP	23rd	14.23m
Jordan Lavender	400m	23rd	54.35
2016			
Cleo Boyd	10000m	9th	33:11.22
2017			
Christine Bohan	SP	11th	16.59m

### NCAA CHAMPIONSHIP FINISHES

1982	T-11th (40)
1983	T-10th (37)
1985	T-49th (1)
1986	T-55th (1)
1987	T-30th (7)
1988	T-42nd (3)
1989	T-29th (8)
1990	T-25th (8)
1991	T-39th (5)
1992	T-34th (5)
1993	T-36th (4)
1994	T-55th (2)
1997	T-52nd (3)
2001	T-40th (5)
2003	T-55th (3)
2004	T-76th (1)
2005	T-44th (6)
2006	T-34th (7)
2008	T-62nd (1)
2009	T-36th (8)
2011	T-29th (10)
2014	T-54th (2)

### USTFCCCA ALL-ACADEMIC

2012	Anna Corrigan
	Abbey Karin
	Kathleen Stevens
	Catherine White
2013	Anna Finger
	Vicky Fouhy
	Jordan Lavender
	Abbey Karin
	Kathleen Stevens
	Barbara Strehler
	Catherine White
2014	Cleo Boyd
	Sarah Fakler
	Jen Flack
	Vicky Fouhy
	Abbey Karin
	Edy Ndem
	Kathleen Stevens
	Barbara Strehler
2015	Sarah DeVita
	Sarah Fakler
2016	Iona Lake
	Aisha Naibe-Wey
	Caroline Clark
	Megan Rebholz
	Emily Mulhern
	Cleo Boyd
2017	Caitlin Mautz
	Ciara Leonard

# V WOMEN'S OUTDOOR HISTORY

## ACC CHAMPIONS

1983	Ann Bair	Hep
	Ann Bair	HJ
	Lisa Garrett	200m
	Lisa Garrett	400m
	Kim Hatchett	100mH
	Kim Hatchett	400mH
	Virginia	4x400m
1984	Gail Bryant	400 mH
	Sonya Fridy	100 Meter Dash
	Sonya Fridy	200 Meter Dash
	Michee Johnson	TJ
	Patty Matava	5000m
	Virginia	4x100m
	Virginia	4x400m
1985	Gail Bryant	400m
	Gail Bryant	400mH
	Sonya Fridy	LJ
	Michee Johnson	TJ
	Vanya Lewis	Discus
	Virginia	4x100m
	Virginia	4x400m
	Nevada Tinsley	100m
	Kelly Warner	Javelin
1986	Phyllis Buber	800m
	Kim Duke	400mH
	Sonya Fridy	LJ
	Sonya Fridy	100m
	Sonya Fridy	200m
	Lisa Jeter	Discus
	Lisa Jeter	SP
	Michee Johnson	TJ
	Beth Sheehan	Hep
	Julia Solo	Javelin
	Virginia	4x100m
	Virginia	4x400m
1987	Sonya Fridy	LJ
	Sonya Fridy	100m
	Sonya Fridy	200m
	Lisa Jeter	SP
	Patty Matava	5000m
	Julia Solo	Javelin
	Virginia	4x100m
1988	Dana Boone	LJ
	Dana Boone	TJ
	Julia Solo	Javelin
	Virginia	4x100m
1989	Julia Solo	Javelin
	Suzanne Sweeney	Hep
1990	Dana Boone	LJ
	Claire Forbes	1500m
	Claire Forbes	5000m
1991	Kelly Bodiford	SP
	Dana Boone	LJ
	Dana Boone	TJ
	Claire Forbes	1500m
	Claire Forbes	5000m
1992	Claire Forbes	5000m
	Beni Gras	10000m
1993	Kelly Bodiford	Discus
	Sherry Gould	Hep
1994	Rebecca Grube	Hep

1995	Amy Brown	Discus
	Louren Connolly	Hammer
	Virginia	4x100m
1996	Amy Brown	Discus
	Ann Crouse	Javelin
	Angela Lee	400mH
	Sharon Servidio	10000m
1997	Amy Brown	Discus
	Ann Crouse	Javelin
	Angela Lee	400mH
1998	Angela Lee	400mH
1999	Ann Crouse	Javelin
	Angela Lee	400mH
2000	Inge Jorgenson	Javelin
2001	Dana Coons	10000m
	Inge Jorgenson	Javelin
2002	Eliese Mitchell	Discus
	Kiamesha Otey	LJ
2003	Anne Bobiak	Javelin
	Dawn Cleary	3000mSC
	Carrielle Doe	400m
	Jane Maxwell	10000m
2004	Inge Jorgenson	Javelin
2005	Billie-Jo Grant	Discus
	Inge Jorgenson	Javelin
2008	Meghan Briggs	Javelin
	Stephanie Garcia	3000mSC
2009	Meghan Briggs	Javelin
2010	Meghan Briggs	Javelin
2011	Stephanie Garcia	3000mSC
2012	Catherine White	10000m
	Erin Wykoff	Discus
2013	Jordan Lavender	400m
	Catherine White	10000m
2014	Jordan Lavender	400m
	Dallas Rose	TJ
2015	Iona Lake	3000mSC
2016	Cleo Boyd	5000m
	Cleo Boyd	10000m
2018	Bridget Guy	Pole Vault

## ALL-ACC

1986	Beth Sheehan	Phyllis Buber
	Kim Duke	Tracy Crockett
	Julia Solo	Shelly McBride
	Michele Johnson	Lisa Jeter
	Charlene Hinton	Sonja Fridy
	Patty Matava	Cathy Fitzpatrick
1987	Julia Solo	Michelle Rowen
	Julia Sandy	Lisa Jeter
	Kim Duke	Phyllis Buber
	Patty Matava	Sonja Fridy
	Charlene Hinton	

1988	Latanya Wynn	Dana Boone
	Suzanne Sweeney	Leslie Stiff
	Charlene Hinton	Julia Solo
1989	Dana Boone	Julia Sandy
	Julia Solo	Suzanne Sweeney
1990	Cathron Birge	Kelly Bodiford
	Claire Forbes	Dana Boone
	Suzanne Sweeney	Julia Sandy
1991	Angela Griffith	Dana Boone
	Claire Forbes	Kelly Bodiford
1992	Claire Forbes	Beni Gras
	Sharon Servidio	Kelly Bodiford
1993	Sherry Gould	Kendra Hickman
1994	Nicole Kimbrough	Rebecca Grube
	Sharon Servidio	Valentia Alleyne
1995	Amy Brown	Ann Crouse
	Chrissie Edmundson	Nicole Kimbrough
	Leslie Satchell	Amy Brown
1996	Amy Brown	Lauren Connolly
	Ann Crouse	Linda Denny
	Angie Lee	Sharon Servidio
	Catrina Bindel	Cindy Moreshead
	Nicole Stevenson	Amy Brown
1997	Ann Crouse	Angela Lee
1998	Angela Lee	Dana Thul
1999	Amy Brown	Ann Crouse
	Angela Lee	Kelly Miller
2000	Curtrell Frye	Inge Jorgensen
	Elise Mitchell	Hillary Wilson
2001	Dana Coons	Naccolle Guinn
	Inge Jorgenson	Eliese Mitchell



- 2002 Annie Bobiak  
Dawn Cleary  
Curtrell Frye  
Ingrid Marable  
Kiamesha Otey
- 2003 Anne Bobiak  
Dawn Cleary  
Carielle Doe  
Sarah Folse  
Jane Maxwell  
Eliese Mitchell  
Kiamesha Otey  
Natalie Randolph
- 2004 Inge Jorgensen  
Meggie Schuelke
- 2005 Annie Bobiak  
Erin Crawford  
Billie-Jo Grant  
Inge Jorgensen
- 2006 Erin Crawford  
Billie-Jo Grant
- 2007 Amy Bilmanis  
Meghan Briggs  
Erin Crawford  
Billie-Jo Grant
- 2008 Janne'a Bridgeford  
Meghan Briggs  
Stephanie Garcia  
Billie-Jo Grant  
Emily Harrison
- 2009 Meghan Briggs  
Morgane Gay  
Billie-Jo Grant  
Tara Karin  
Caitlin Kelly
- 2010 Meghan Briggs  
Emily Vannoy
- 2011 Stephanie Garcia  
Morgane Gay  
Tara Karin  
Maureen Laffan
- 2012 Pearl Bickersteth  
Morgane Gay  
Tara Karin  
Maureen Laffan  
Jordan Lavender  
Catherine White  
Erin Wykoff
- 2013 Vanessa Fabrizio  
Vicky Fouhy  
Abbey Karin  
Jordan Lavender  
Catherine White
- 2014 Vanessa Fabrizio  
Jordan Lavender  
Dallas Rose
- 2015 Iona Lake  
Christine Bohan (2nd)  
Peyton Chaney (2nd)  
Bridget Guy (2nd)  
Jordan Lavender (2nd)  
Caitlin Mautz (2nd)  
Tori McKenzie (2nd)

- 2016 Andrea Wright (2nd)  
Christine Bohan  
Cleo Boyd  
Iona Lake  
Aisha Naibe-Wey  
Heather Smith  
Peyton Chaney (2nd)  
Bridget Guy (2nd)  
Caitlin Mautz (2nd)
- 2017 KellyMcKee  
Christine Bohan (2nd)  
Carly Feyerabend (2nd)  
Mirija Bogavac (2nd)  
Holly Sullivan (2nd)
- 2018 Khyasia Caldwell  
Bridget Guy  
Anna Jefferson  
Andrenette Knight  
Kelly McKee  
Carly Feyerabend (2nd)  
Ciara Lenoard (2nd)  
Holly Sullivan (2nd)  
Alexis Woodley (2nd)

Note: Honorees are on First Team unless otherwise noted  
2nd-team All-ACC was instated in 2015

**ACC PERFORMER OF THE YEAR**

- 1990 Claire Forbes
- 1992 Claire Forbes

**ACC MEET TRACK MVP**

- 2014 Jordan Lavender

**ACC FRESHMAN OF THE YEAR**

- 2009 Morgane Gay

**ACC COACH OF THE YEAR**

- 1984 Dennis Craddock
- 1985 Dennis Craddock
- 1986 Doug Williamson
- 1990 Fred Binggeli
- 1995 Fred Binggeli (Co-COY)

**ACC SCHOLAR-ATHLETE OF THE YEAR**

- 2016 Cleo Boyd

**ALL-ACC ACADEMIC**

- 2006 Megan Schuelke
- 2007 Amy Bilmanis  
Stephanie Garcia  
Billie-Jo Grant  
Katie Read  
Kara Scanlin  
Ayla Smith
- 2008 Billie-Jo Grant  
Ayla Smith  
Kathryn Tershel
- 2009 Amy Bilmanis  
Ayla Smith
- 2011 Anna Corrigan  
Stephanie Garcia  
Morgane Gay  
Lyndsay Harper  
Dallas Rose  
Ayla Smith
- 2012 Morgane Gay  
Abbey Karin  
Jordan Lavender  
Kathleen Stevens  
Catherine White
- 2013 Peyton Chaney  
Anna Finger  
Vicky Fouhy  
Abbey Karin  
Jordan Lavender  
Barbara Strehler  
Catherine White
- 2014 Peyton Chaney  
Jen Flack  
Edy Ndem  
Dallas Rose  
Barbara Strehler
- 2016 Christine Bohan  
Cleo Boyd  
Peyton Chaney  
Iona Lake  
Aisha Naibe-Wey
- 2017 Marija Bogavac  
Christine Bohan  
Kelly McKee  
Holly Sullivan

# V ACC WOMEN'S OUTDOOR HISTORY

## 2017-18 FACT BOOK

<b>1983</b>	Virginia 196	<b>1990</b>	North Carolina 217	<b>1996</b>	North Carolina 186	<b>2002</b>	UNC 176.5	<b>2007</b>	Virginia Tech 144.5	<b>2012</b>	Clemson 185
	Maryland 122		Virginia 142		Florida State 148		Florida State 128		Miami 113		Virginia 100
	North Carolina 78		Clemson 135		Virginia 132		Georgia Tech 127		Florida State- 101		Florida State 75
	NC State 76		Georgia Tech 42		Clemson 112		NC State 99.50		Georgia Tech 82		Virginia Tech 74
	Clemson 47		NC State 22		Wake Forest 58		Clemson 99		North Carolina 77		Duke 74
	Wake Forest 1		Duke 14		NC State 45		Virginia 92		Virginai 69		North Carolina 69
			Maryland 10		Georgia Tech 44		Maryland 49		Wake Forest 54		Miami 61
<b>1984</b>	Virginia 219		Wake Forest 7		Duke 29		Wake Forest 29		Clemson 47.50		NC State 58
	UNC 170.5	<b>1991</b>			Maryland 24		Duke 18		Duke 45		Maryland 49
	Maryland 113		Clemson 178	<b>1997</b>		<b>2003</b>			NC State 38		Georgia Tech 32
	Clemson 32		North Carolina 175		North Carolina 199		North Carolina 238		Maryland 30		Boston College 26
	NC State 25.50		Virginia 125		Florida State 134.5		Florida State 157		Boston College 18		Wake Forest 14
	Wake Forest 20		Georgia Tech 44		Clemson 110		Virginia 138	<b>2008</b>			
<b>1985</b>			NC State 30		Virginia 90.50		Clemson 73		Virginia Tech 172		<b>2013</b>
	Virginia 226		Maryland 28		NC State 76		Georgia Tech 64		Miami 127		Clemson 151
	NC State 127		Wake Forest 7		Georgia Tech 69		NC State 51		North Carolina 115		Florida State 146
	Maryland 114		Duke 2		Maryland 43		Wake Forest 43		Florida State 105.5		NC State 82
	North Carolina 69	<b>1992</b>			Wake Forest 34		Duke 33		Virginia 92		Virginia 76
	Duke 29		North Carolina 171		Duke 11		Maryland 21		Georgia Tech 40		Duke 76
	Clemson 13		Clemson 164	<b>1998</b>		<b>2004</b>			Clemson 39.50		North Carolina 66
	Wake Forest 4		Virginia 146		North Carolina 187		UNC 186.5		Boston College 39		Virginia Tech 56
<b>1986</b>			Florida State 95		Clemson 148		Georgia Tech 146		Maryland 28		Maryland 48.5
	Virginia 217		Georgia Tech 75		Florida State 97.50		Florida State 130		Wake Forest 28		Wake Forest 32.5
	NC State 152		Wake Forest 40		Georgia Tech 97		Florida State 130		NC State 21		Georgia Tech 29
	North Carolina 96		Maryland 28		NC State 78		NC State 89		Duke 11		Miami 27
	Maryland 38		NC State 15		Wake Forest 59		Wake Forest 70		<b>2009</b>		Boston College 25
	Clemson 35		Duke 5		Virginia 54.50		Clemson 69		Florida State 160		<b>2014</b>
	Georgia Tech 28	<b>1993</b>			Maryland 53		Virginia 51.50		Virginia Tech 127		Florida State 111
	Duke 18		North Carolina 198		Duke 41		Duke 46		North Carolina 123		Notre Dame 96
	Wake Forest 4		Clemson 127	<b>1999</b>		<b>2005</b>	Maryland 28		Virginai 74		Miami 94
<b>1987</b>			Virginia 122		Clemson 142.50		Miami 142		Miami 69		Duke 77
	Virginia 185		Florida State 110.50		Florida State 126.50		North Carolina 122		Georgia Tech 55.50		NC State 73
	North Carolina 145		Wake Forest 92		North Carolina 114		Georgia Tech 112		NC State 52.50		Virginia Tech 69
	Maryland 75		Georgia Tech 47.50		Virginia 111.50		Florida State 82		Clemson 44		Virginia 60
	Georgia Tech 71		Maryland 18		Maryland 95		NC State 67		Wake Forest 35		North Carolina 55
	NC State 56		NC State 13		Georgia Tech 85		Clemson 62.50		Maryland 35		Clemson 43
	Wake Forest 23		Duke 8		Wake Forest 66		Virginia 59		Duke 33		Maryland 40
	Clemson 21	<b>1994</b>			NC State 58.50		Duke 54.50		Boston College 8		Syracuse 36
	Duke 9		North Carolina 242		Duke 17		Virginia Tech 48.50		<b>2010</b>		Wake Forest 23
<b>1988</b>			Virginia 136		<b>2000</b>		Wake Forest 40		Clemson 177		Pittsburgh 19
	North Carolina 226		Florida State 115		Florida State 192		Maryland 28.50		Florida State 124		Georgia Tech 15
	Virginia 107		Clemson 110		North Carolina 183		<b>2006</b>		North Carolina 89		Boston College 5
	Georgia Tech 66		Georgia Tech 55		Maryland 86.50		Miami 154		Miami 84		<b>2015</b>
	Maryland 54		Wake Forest 49		Virginia 86		Florida State 112		Duke 61		Clemson 113.5
	Clemson 54		Maryland 15		NC State 60.50		North Carolina 105		Virginia Tech 56		Florida State 94.5
	NC State 38		NC State 11		Georgia Tech 60		Georgia Tech 86		Georgia Tech 54.50		Miami 93
	Wake Forest 22		Duke 8		Clemson 57		Virginia Tech 73.50		Virginia 43		North Carolina 78.5
	Duke 16	<b>1995</b>			Wake Forest 54		Virginia 56.50		Maryland 40		Notre Dame 72
<b>1989</b>			North Carolina 199		Duke 39		Duke 51		Wake Forest 31		Louisville 61
	North Carolina 193		Virginia 118		<b>2001</b>		Maryland 51		Boston College 31		NC State 59
	Virginia 116		Clemson 116		North Carolina 181		NC State 47		NC State 28.50		Duke 51
	Clemson 111		Florida State 104		Clemson 167		Clemson 40		<b>2011</b>		Virginia 48.5
	Georgia Tech 72		Wake Forest 87		Florida State 116		Wake Forest 24		Clemson 202		Syracuse 33
	NC State 49		Maryland 44		Virginia 109		Boston College 19		Florida State 132.5		Virginia Tech 32
	Maryland 23		Georgia Tech 41		Georgia Tech 76		<b>2012</b>		North Carolina 117.5		Wake Forest 31
	Wake Forest 14		Duke 13		Maryland 66		Clemson 19		Duke 81.5		Pittsburgh 21
	Duke 10		NC State 12		NC State 40		Boston College 15		Virginia 62.5		Boston College 19
					Wake Forest 34		Wake Forest 3		Miami 57		Georgia Tech 11
					Duke 30				Virginia Tech 53.5		
									NC State 39.5		
									Maryland 34		
									Georgia Tech 19		
									Boston College 15		
									Wake Forest 3		



**2016**

Florida State	106.5
Miami	88
Clemson	85
Virginia	77
Notre Dame	69
Duke	66
NC State	56
Louisville	47
Virginia Tech	45.1
North Carolina	42.4
Syracuse	33
Wake Forest	30
Pitt	29
Boston College	26
Georgia Tech	19

**2017**

Virginia Tech	124.5
Florida State	118.5
Miami	108
Clemson	95
Duke	77.5
Louisville	62
Notre Dame	53
Virginia	36.5
NC State	31
Wake Forest	28.5
Syracuse	25
Georgia Tech	19
Pittsburgh	19
North Carolina	18.5
Boston College	1

**2018**

Miami	117
Virginia Tech	111
Florida State	102.5
Clemson	74
Louisville	69.5
Virginia	63
Duke	51.5
North Carolina	50.5
Notre Dame	49
NC State	37
Pittsburgh	25
Syracuse	21
Georgia Tech	19
Wake Forest	16
Boston College	12

**VIRGINIA**

**YEAR-BY-YEAR**

1983	1st (196)
1984	1st (219)
1985	1st (226)
1986	1st (217)
1987	1st (185)
1988	2nd (107)
1989	2nd (116)
1990	2nd (142)
1991	3rd (125)
1992	3rd (146)
1993	3rd (122)
1994	2nd (136)
1995	2nd (118)
1996	3rd (132)
1997	4th (90.5)
1998	7th (54.5)
1999	4th (111.5)
2000	4th (86)
2001	4th (109)
2002	6th (92)
2003	3rd (138)
2004	7th (51.5)
2005	7th (59)
2006	6th (56.5)
2007	6th (69)
2008	5th (92)
2009	4th (74)
2010	8th (43)
2011	5th (62.5)
2012	2nd (100)
2013	T-4th (76)
2014	7th (60)
2015	9th (48.5)
2016	4th (77)
2017	8th (36.5)
2018	6th (63)

# V MEN'S NCAA OUTDOOR HISTORY

## NATIONAL CHAMPIONS

Paul Ereng	800m	1988 NCAA
Paul Ereng	800m	1989 NCAA
Robby Andrews	800m	2011 NCAA
Filip Mihaljevic	Shot Put	2016 NCAA
Filip Mihaljevic	Shot Put	2017 NCAA
Filip Mihaljevic	Discus	2017 NCAA

## ALL-AMERICANS

1979	Karl Williams	400m
1981	Mike Cotton	3000mSC
	Willy Pirtle	Decath
1985	Jim Hays	5000m
	John Hinton	1500m
1988	Paul Ereng	800m
1989	Paul Ereng	800m
1991	Stephen Dunphy	Decath
1992	Stephen Dunphy	Decath
1994	Rob Cook	3000mSC
2000	Brian Kollar	Jav
2001	Brian Kollar	Jav
	John Welch	Jav
2002	John Welch	Jav
2007	Yemi Ayeni	Dis
	Jan Foerster	3000mSC
2008	Yemi Ayeni	Dis
2009	Yemi Ayeni	Dis
2010	Robby Andrews	800m
	Steve Finley	3000mSC
	Lance Roller	800m
2011	Robby Andrews	800m
	Adams Abdulrazaaq (2nd)	110mH
	Andy Fahringer (2nd)	Jav
	Brett Johnson (2nd)	1500m
2012	Marcus Robinson	TJ
	Lance Roller (2nd)	800m
	Vincenzo Chiariello (HM)	Ham
	Brett Johnson (HM)	1500m
	Sean Keveren (HM)	10000m
	Patrick Todd (HM)	1500m
2013	Thomas Porter (2nd)	10000m
	Mark Amirault (HM)	5000m
2014	Filip Mihaljevic	SP
	Filip Mihaljevic	Disc
	Ryan Satchell	TJ
	Kyle King (2nd)	3000mSC
	Thomas Porter (2nd)	10000m
	Adam Visokay (HM)	10000m
2015	Filip Mihaljevic	Discus
	Jordan Young	Discus
	Jordan Young	Hammer
	Payton Hazzard (2nd)	400m
	Filip Mihaljevic (2nd)	SP
	Jordan Young (2nd)	SP
	Kyle King (HM)	3000mSC
	Ryan Satchell (HM)	TJ
	Kyle Smith (HM)	Javelin
	Henry Wynne (HM)	1500m
2016	Filip Mihaljevic	SP
	Filip Mihaljevic	Discus
	Henry Wynne	1500m
	Oghenakpobo Efekoro (2nd)	SP
	Jordan Young (2nd)	Discus
	William Gray (HM)	3000mSC
2017	Filip Mihaljevic	SP
	Filip Mihaljevic	Discus
	Hilmar Jonsson	Hammer
	Oghenakpobo Efekoro	SP
	Jordan Young	Discus
	Jordan Young (2nd)	Hammer

Jordan Scott (HM)	TJ
Jack Lint (HM)	Dec

## NCAA CHAMPIONSHIP RESULTS

1934	Grover Everett	220LH	DNQ
1940	Frank Fuller	120HH	4th
1943	Tom Todd	120HH	6th
1958	Henry Davenport	PV	-- Scr
1967	Tom Harvey	LJ 4th pre	24' 2"
1968	Michael Harvey	LJ	19th 23' 5"
1972	Keith Witherspoon	TJ	5th 51' 9.5"
1975	Keith Witherspoon	TJ	8th 51' 10.25"
1976	Keith Witherspoon	TJ	10th 15.42
1977	Karl Williams	400mH	18th 52.32
1978	Karl Williams	400mH	25th 52.48
1979	Karl Williams	400mH	6th 50.51
	Virginia	4x400m	15th 3:11.51
	(Williams, Bruce, Williams, Muth)		
	Phil Vincenzes	Discus	21st 54.42m
	Greg Canty	800m	10th 1:49.87
1980	John Bryan	Dec	12th 7259
	Michael Cotton	Steeple	DNF DNF
	Greg Canty	800m	12th 1:48.44
	Carl Scott	400mH	DQ DQ
1981	Michael Cotton	10000m	6th 29:19.48
	William Pirtle	Dec	6th 7569
1982	Ray Brown	800m	3rd 1:48.46
1983	Raymond Brown	800m	16th 1:48.41
	John Hinton	1500m	3rd 3:41.08
	Vincent Draddy	1500m	-- DQ
1984	Ray Brown	800m	7th 1:49.25
	Barry Word	110mHH	21st 13.97
	Robert Archer	400mHH	21st 52.30

1985	John Hinton	1500m	9th 3:44.02
	Jim Hays	5000m	7th 14:09.28
	Bruce Berry	400mH	24th 52.02
1988	Paul Ereng	800m	1st 1:46.76
1989	Paul Ereng	800m	1st 1:47.50
1990	Herman Moore	HJ	-- NH
1991	Ben Kurgat	800m	14th 1:50.74
	Steve Dunphy	Dec	9th 7450
	Steven Kiessling	Jav	11th 67.84m
1992	Steve Dunphy	Dec	5th 7920
1993	Robert Cook	Steeple	28th 9:07.95
1994	Robert Cook	Steeple	8th 8:53.53
1995	Gerald Howard	200m	15th 21.72
	Ben Sarpong	200m	24th 21.52
1999	Ray Weeden	1500m	19th 14:00.16
2000	Brian Kollar	Jav	2nd 72.20m
2001	Brian Kollar	Jav	6th 68.69m
	John Welch	Jav	7th 68.33m
2002	John Welch	Jav	7th 71.46m
2004	Kellen Blassingame	400m	13th 46.45m
2005	McGavock Dunbar	800m	19th 1:49.50
	Kellen Blassingame	400m	13th 46.50
	David Sullivan	PV	14th 5.00m
2006	Andy Biladeau	5000m	21st 14:20.64
	Jan Foerster	Steeple	23rd 9:07.97
	Soeren Lindner	Steeple	26th 9:26.76
2007	Andrew Dumm	10000m	19th 29:52.90
	Jan Foerster	Steeple	6th 8:34.78
	Yemi Ayeni	Discus	7th 59.67m
2008	Andrew Jesien	1500m	13th 3:45.30
	Yemi Ayeni	Discus	2nd 59.5m
2009	Lance Roller	800m	14th 1:48.31
	Andrew Jesien	1500m	20th 3:47.25
	Yemi Ayeni	Discus	4th 58.25m



2010			
Robby Andrews	800m	2nd	1:46.83
Ryan Collins	10k	19th	29:48.76
Steve Delice	400mH	15th	51.24
Steve Finley	Steeple	11th	9:00.61
Marcus Robinson	TJ	23rd	14.81m
Andy Fahringer	Jav	18th	63.80m
Lance Roller	800m	6th	1:47.64

2011			
Adams Abdulrazaaq	110mH	13th	13.66
Robby Andrews	800m	1st	1:44.71
Andy Fahringer	Jav	11th	70.38m
Brett Johnson	1500m	8th	3:47.96

2012			
Vincenzo Chiariello	Hammer	19th	199'0"
Brett Johnson	1500m	17th	3:44.63
Sean Keveren	10000m	18th	30:15.40
Marcus Robinson	TJ	6th	54'0"
Lance Roller	800m	10th	1:47.07
Patrick Todd	1500m	23rd	3:50.58

2013			
Mark Amirault	5000m	DNF	DNF
Thomas Porter	10000m	16th	30:14.96

2014			
Ryan Satchell	TJ	7th	52'5.25"
Filip Mihaljevic	SP	7th	64'2.25"
Filip Mihaljevic	Discus	8th	193'1"
Kyle King	3000mSC	12th	8:43.99
Thomas Porter	10000m	16th	29:50.74
Adam Visokay	10000m	23rd	32:25.14

2015			
Filip Mihaljevic	Discus	3rd	62.48m
Jordan Young	Discus	6th	60.13m
Jordan Young	Hammer	7th	68.16m
Filip Mihaljevic	SP	9th	19.51m
Jordan Young	SP	10th	18.97m
Payton Hazzard	400m	12th	46.42
Kyle King	3000mSC	18th	8:54.44
Henry Wynne	1500m	22nd	3:50.91
Ryan Satchell	TJ	23rd	15.37m
Kyle Smith	Jav	23rd	64.33m

2016			
Filip Mihaljevic	SP	1st	20.71m
Henry Wynne	1500m	3rd	3:38.35
Filip Mihaljevic	Discus	5th	60.28m
Oghenakpobo Efekoro	SP	11th	18.82m
Jordan Young	Discus	12th	57.02m
William Gray	3000mSC	19th	8:51.91

2017			
Filip Mihaljevic	SP	1st	21.30m
Filip Mihaljevic	Discus	1st	63.76m
Jordan Young	Discus	3rd	61.94m
Oghenakpobo Efekoro	SP	4th	19.70m
Hilmar Jonsson	Hammer	4th	72.38m
Jordan Young	Hammer	9th	69.71m
Jordan Scott	TJ	18th	15.50m
Jack Lint	Dec	DNF	DNF

### NCAA CHAMPIONSHIP TEAM FINISHES

1940	T-28th (4)
1943	T-30th (1)
1972	T-43rd (2)
1979	T-46th (1)
1981	T-43rd (2)
1982	T-38th (13)
1983	46th (10)
1984	T-56th (6)
1985	T-65th (2)
1988	T-24th (10)
1989	T-26th (10)
1992	T-50th (4)
1994	T-72nd (1)
2000	T-30th (8)
2001	T-39th (5)
2002	T-59th (2)
2007	T-46th (5)
2008	T-31st (8)
2009	T-48th (5)
2010	T-23rd (11)
2011	T-25th (10)
2012	T-56th (3)
2014	T-44th (5)
2015	17th (11)
2016	7th (20)
2017	3rd (36)

### USTFCCCA ALL-ACADEMIC

2012		Mark Amirault
		Kevin Anding
		Chris Foley
		Taylor Gilland
		Sean Keveren
		Thomas Porter
		Marcus Robinson
2013		Mark Amirault
		Taylor Gilland
		Thomas Porter
2014		Thomas Porter
2015		Christian Lavorgna
		Jack Lint
		Thomas Madden
		Filip Mihaljevic
		Chase Weaverling
2016		William Gray
		Christian Lavorgna
		Jack Lint
2017		Jeff Jernigan
		Zach Herriott
		Thomas Madden
		Jack Lint
		Jake Dixon

### BOWERMAN SEMIFINALIST

2017	Filip Mihaljevic
2011	Robby Andrews

# V MEN'S OUTDOOR ACC HISTORY

## ACC CHAMPIONS

1954	George Gratten	220yH
1957	Pat Whtaker	PV
1958	Henry Davenport	PV
	Clarence Roberts	PV
	Pat Whtaker	PV
1961	Gil Faccio	440y
1969	Mike Harvey	TJ
1971	Kent Merritt	100y
	Jim Shannon	LJ
1972	Kent Merritt	100y
	Kent Merritt	220y
	Virginia	4x400m
1973	Kent Merritt	100y
1975	Keith Witherspoon	TJ
1976	Keith Witherspoon	TJ
1977	Karl Williams	400mH
1978	Greg Canty	800m
1979	John Bryan	Dec
	Greg Canty	800m
	Mike Cotton	3000mSC
1980	Greg Canty	800m
	Will Pirtle	Dec
1981	Mike Cotton	10000m
	Vince Draddy	1500m
1982	Greg Byers	HJ
	Virginia	4x400m
1983	Ray Brown	800m
	John Hinton	1500m
1984	Ray Brown	800m
	John Hinton	3000mSC
	Bruce Randolph	LJ
	Virginia	4x100m
	Dennis Craddock	1984
1985	John Hinton	800m
	Kevin Latham	Discus
1988	Paul Ereng	800m
1989	Paul Ereng	800m
1990	Chike Chukwulozie	TJ
	Steve Kiessling	Javelin
	Ben Kurgat	800m
	Herman Moore	HJ
1991	Stephen Dunphy	Dec
	Cornell Grayson	TJ
	Steve Kiessling	Javelin
	Michael Theuerkauf	SP
1992	Stephen Dunphy	Dec
1993	Rob Cook	3000mSC
1994	Rob Cook	3000mSC
	Rob Cook	5000m
	Steven Dunphy	Dec
	Mark Hammons	10000m
1995	John Anderson	Dec
1997	Larry Wilson	Discus
1998	Larry Wilson	Discus
1999	John Welch	Javelin
	Larry Wilson	Discus
2000	Brian Kollar	Javelin
2001	Brian Kollar	Javelin
2002	John Welch	Javelin
2003	Brian Kollar	Javelin
	McGavock Dunbar	800m
2004	Will Christian	5000m

2006	Andrew Dumm	5000m
	Ryan Foster	10000m
2007	Yemi Ayeni	Discus
	Jan Foerster	5000m
2008	Yemi Ayeni	Discus
	Andrew Jesien	1500m
	David Lewis	Dec
2009	Adam Abdulrazaaq	110mH
	Yemi Ayeni	Discus
2010	Lance Roller	800m
	Sintayehu Taye	1500m
2011	Anthony Kostelac	800m
2012	Lance Roller	800m
	Virginia	4x400m
	Marcus Robinson	TJ
	Nick Vena	SP
	Nick Vena	Discus
2014	Filip Mihaljevic	Discus
	Ryan Satchell	TJ
	Kyle King	3000mSC
2015	Filip Mihaljevic	SP
	Filip Mihaljevic	Discus
2016	Hilmar Jonsson	Hammer
	Filip Mihaljevic	SP
	Filip Mihaljevic	Discus
	Henry Wynne	1500m
2017	Filip Mihaljevic	SP
	Filip Mihaljevic	Discus
	Hilmar Jonsson	Hammer
2018	Hilmar Jonsson	Hammer

## ALL-ACC

1988	Ben Kurgat	
	Paul Ereng	
1989	Paul Ereng	
	Herman Moore	
	Peter Sheehan	
1990	Steve Kiessling	
	Chike Chukwulozie	
	Brian Shafer	
	Herman Moore	
	Ben Kurgat	
1991	Eric Sorensen	
	Michael Theuerkauf	
	Stephen Dunphy	
	Steve Kiessling	
	Peter Sheeha	
	Ben Kurgat	
	Cornell Grayson	
	Michael Murphy	
	Mike Guegan	
1992	Steve Dunphy	
	Steve Kiessling	
1993	Rob Cook	
	Gerald Howard	
1994	Mark Hammons	
	Steve Dunphy	
	Rob Cook	
1995	John Anderson	
1996	Sean Sullivan	
1997	Matt Illian	
	Larry Wilson	
1998	Larry Wilson	

1999	Brian Kollar	
	Raymond Weeden	
	John Welch	
	Larry Wilson	
2000	Bill Johnson	
	Brian Kollar	
2001	Tim Bilmanis	
	Bill Johnson	
	Brian Kollar	
	James Murdock	
	Matt Ruhl	
	Bob Thiele	
	John Welch	
2002	Jarrett Hagwood	
	Mike Riso	
	John Welch	
	Ted DeVos	
2003	McGavock Dunbar	
	Andy Filacheck	
	Brian Kollar	
2004	Kellen Blassingame	
	Will Christian	
	McGavock Dunbar	
	David Sullivan	
2005	Kellen Blassingame	
	McGavock Dunbar	
	Ryan Foster	
	Soeren Lindner	
	David Sullivan	
	Alex Tatu	
2006	Andy Biladeau	
	Andrew Dumm	
	Ryan Foster	
	Soeren Lindner	
	Kevin McHale	
2007	Yemi Ayeni	
	Andrew Dumm	
	Jan Foerster	
	Kevin McHale	
2008	Yemi Ayeni	
	Andrew Jesien	
	David Lewis	
	Andrew Lobb	
	Meikle Paschal	
2009	Adams Abdulrazaaq	
	Kevin Anding	
	Yemi Ayeni	
	Ryan Collins	
	Steve Finley	
	Emil Heineking	
	Andrew Jesien	
	Andrew Lobb	
	Meikle Paschal	
	Marcus Robinson	
	Lance Roller	
2010	Adams Abdulrazaaq	
	Kevin Anding	
	Robby Andrews	
	Alex Bowman	
	Ryan Collins	
	Steve Delice	
	Andy Fahringer	
	Steve Finley	
	Trey Miller	





- 2011 Marcus Robinson  
Lance Roller  
Sintayehu Taye  
Adams Abdulrazaaq  
Robby Andrews  
Anthony Kostelac  
Andrew Mearns  
Lance Roller
- 2012 Kevin Anding  
Ozzie Bryan  
Vincenzo Chiariello  
Andy Fahringer  
Payton Hazzard  
Sean Keveren  
Marcus Robinson  
Lance Roller  
Nick Vena
- 2013 Mark Amirault  
Thomas Porter  
Ryan Satchell
- 2014 Payton Hazzard  
Kyle King  
Filip Mihaljevic  
Ryan Satchell
- 2015 Jack Lint  
Mike Marsella  
Filip Mihaljevic  
Jordan Young  
Payton Hazzard (2nd)  
Zach Herriott (2nd)  
Kyle King (2nd)  
Chris Rogers (2nd)  
Ryan Satchell (2nd)  
Kyle Smith (2nd)  
Adam Visokay (2nd)
- 2016 Oghenakpobo Efekoro  
Hilmar Jonsson  
Christian Lavorngna  
Filip Mihaljevic  
Henry Wynne  
Jordan Young  
Cam Collins (2nd)  
William Gray (2nd)  
Aaron Worrell (2nd)
- 2017 Brent Demarest  
Filip Mihaljevic  
Oghenakpobo Efekoro  
Jordan Young  
Hilmar Jonsson  
Jack Lint  
Nathan Kiley (2nd)  
Henry Wynne (2nd)  
Lachlan Cook (2nd)  
Zach Herriott (2nd)  
Charles Bowman (2nd)  
Jeff Jernigan (2nd)  
Sam Young (2nd)  
Jordan Scott (2nd)  
Nace Plesko (2nd)
- 2018 Oghenakpobo Efekoro  
Hilmar Jonsson  
Mike Marsella (2nd)  
Matthew Novak (2nd)  
Nace Plesko (2nd)

- Jordan Scott (2nd)
- Alfred Shirley (2nd)
- Sam Young (2nd)

Honorees are on First Team unless otherwise noted 2nd-team All-ACC was instated in 2015

### ACC PERFORMER OF THE YEAR

- 1972 Kent Merritt
- 1994 Rob Cook
- 2010 Robby Andrews (track)
- 2016 Filip Mihaljevic (field)
- 2016 Henry Wynne (track)
- 2017 Filip Mihaljevic (field)

### ACC MEET FIELD MVP

- 2012 Nick Vena
- 2015 Jordan Young
- 2016 Filip Mihaljevic
- 2017 Filip Mihaljevic (Co)

### ACC FRESHMAN OF THE YEAR

- 2010 Robby Andrews
- 2011 Anthony Kostelac
- 2014 Filip Mihaljevic

### ACC COACH OF THE YEAR

- 1984 Dennis Craddock
- 2001 Randy Bungard
- 2009 Jason Vigilante

### ACC SCHOLAR-ATHLETE OF THE YEAR

- 2017 Filip Mihaljevic

### ALL-ACC ACADEMIC

- 2006 Stephen Hiltner
- 2007 Kellen Blassingame  
Andrew Dumm  
Jan Foerster  
Ryan Foster  
Andrew Jesien  
Taylor Smith
- 2008 Kyle Galle  
Arthur Gennari  
Aaron Klanskek  
David Lewis
- 2009 Andrew Jesien
- 2010 Kevin Anding  
Alex Bowman  
Steve Delice  
Sean Keveren  
William Miller
- 2011 Andrew Revelle
- 2012 Kevin Anding  
Andrew Fahringer  
Sean Keveren  
Marcus Robinson
- 2013 Mark Amirault  
Matthew Armentrout  
Taylor Gilland  
Christian Lavorngna  
Drew Paisley  
Thomas Porter  
Ryan Satchell
- 2014 David Bartha  
Christian Lavorngna  
Filip Mihaljevic  
Thomas Porter  
Ryan Satchell  
Adam Visokay
- 2015 Jack Lint  
Filip Mihaljevic  
Ryan Satchell
- 2016 Christian Lavorngna  
Filip Mihaljevic  
Aaron Worrell
- 2017 Zach Herriott  
Jeff Jernigan  
Jack Lint  
Filip Mihaljevic  
Nace Plesko  
Henry Wynne

# VACC MEN'S OUTDOOR HISTORY

2017-18 FACT BOOK

<b>1954</b>
Maryland 59.2
North Carolina 57.7
Duke 42.9
South Carolina 35.2
Virginia 16.5
Clemson 6.5
NC State 5

<b>1955</b>
UNC 55.25
Maryland 54
Duke 37
S. Carolina 28.25
Virginia 16.5
Clemson 16
NC State 13
Wake Forest 5

<b>1956</b>
Maryland 71
Duke 36.2
North Carolina 32.9
Clemson 25.5
South Carolina 25.2
Virginia 20.5
NC State 8.7
Wake Forest 5

<b>1957</b>
Maryland 83.5
North Carolina 47.5
Duke 32.5
South Carolina 24.5
Virginia 23.5
Clemson 13
NC State .5
Wake Forest 0

<b>1958</b>
Maryland 72.5
Duke 44
North Carolina 37
South Carolina 24
Clemson 23
Virginia 22.5
NC State 2
Wake Forest 0

<b>1959</b>
Maryland 106.5
Duke 37
North Carolina 30
South Carolina 20
Clemson 12.7
Virginia 8.75
NC State 6
Wake Forest 3

<b>1960</b>
Maryland 98
Duke 40
North Carolina 28.5
South Carolina 20
Clemson 19.5
Virginia 16
Wake Forest 2
NC State 1

<b>1961</b>
Maryland 82.5
North Carolina 44.5
Duke 40
South Carolina 21
Clemson 21
Virginia 16
NC State 0
Wake Forest 0

<b>1962</b>
Maryland 77.5
North Carolina 43
Duke 34
South Carolina 28
Clemson 26
Virginia 22
Wake Forest 2.5
NC State 2

<b>1963</b>
Maryland 100.5
Duke 46
North Carolina 43.5
Clemson 37
South Carolina 13
Virginia 7
Wake Forest 6
NC State 2

<b>1964</b>
Maryland 95
Clemson 61
North Carolina 41
South Carolina 23
Duke 17
Virginia 8
NC State 6
Wake Forest 4

<b>1965</b>
Maryland 95
Clemson 38
North Carolina 35
South Carolina 32
Duke 20
NC State 17
Wake Forest 10
Virginia 8

<b>1966</b>
Maryland 103
South Carolina 54
North Carolina 23
Duke 19
NC State 17
Clemson 15
Wake Forest 14
Virginia 10

<b>1967</b>
Maryland 98
NC State 37
Clemson 29
South Carolina 28
North Carolina 26
Duke 18
Virginia 13
Wake Forest 6

<b>1968</b>
Maryland 134
South Carolina 31
Clemson 31
North Carolina 28
Duke 19
Virginia 18
NC State 10
Wake Forest 1

<b>1969</b>
Maryland 117.5
S. Carolina 50.5
Duke 35
North Carolina 28
Clemson 19
Virginia 14
NC State 7
Wake Forest 1

<b>1970</b>
Maryland 89
South Carolina 47
Clemson 37
North Carolina 31
Duke 30
Wake Forest 15
NC State 12
Virginia 11

<b>1971</b>
Maryland 71
South Carolina 66
Duke 41
North Carolina 40
Virginia 30
Clemson 24
NC State 16
Wake Forest 0

<b>1972</b>
Maryland 104.5
North Carolina 44.5
Duke 39
Clemson 35
Virginia 34
NC State 20
Wake Forest 11

<b>1973</b>
Maryland 110.5
Duke 63
NC State 45
North Carolina 39
Virginia 21
Clemson 18.5
Wake Forest 7

<b>1974</b>
Maryland 127
North Carolina 52
NC State 49
Duke 41
Clemson 13
Wake Forest 12
Virginia 10

<b>1975</b>
Maryland 105.5
NC State 67.5
Clemson 48
Duke 33
North Carolina 28
Virginia 20
Wake Forest 2

<b>1976</b>
Maryland 124.5
NC State 57.5
Duke 35
North Carolina 33
Clemson 30
Virginia 24
Wake Forest 0

<b>1977</b>
Maryland 208
North Carolina 105
NC State 83
Virginia 74
Clemson 62
Duke 46
Wake Forest 11

<b>1978</b>
Maryland 182.5
NC State 121
Virginia 84
North Carolina 78
Clemson 58.5
Duke 42
Wake Forest 16

<b>1979</b>
Maryland 212
Virginia 101.5
Georgia Tech 86
NC State 75.5
North Carolina 67
Clemson 50
Duke 21
Wake Forest 6

<b>1980</b>
Clemson 150
Maryland 138
NC State 106
Virginia 87
North Carolina 65
Georgia Tech 48
Duke 13
Wake Forest 13

<b>1981</b>
Maryland 167.5
NC State 157
Clemson 88
Virginia 73
North Carolina 51
Georgia Tech 45
Duke 24.5
Wake Forest 14

<b>1982</b>
Clemson 144
NC State 144
Maryland 118
Virginia 90
Georgia Tech 47
North Carolina 43
Duke 32
Wake Forest 0

<b>1983</b>
NC State 169
Clemson 163
Virginia 106
Maryland 84
Georgia Tech 45
North Carolina 37
Duke 14
Wake Forest 2

<b>1984</b>
NC State 161
Virginia 146
Clemson 125.5
Maryland 102
Georgia Tech 53
Wake Forest 13
North Carolina 10
Duke 9

<b>1985</b>
NC State 161
Clemson 117
Georgia Tech 108
Virginia 90
Maryland 86
North Carolina 47
Duke 8
Wake Forest 3

<b>1986</b>
NC State 171
Clemson 155
Georgia Tech 93.5
North Carolina 90.5
Maryland 80
Virginia 16
Duke 10
Wake Forest 4

<b>1987</b>
NC State 157
Clemson 140
Georgia Tech 133
North Carolina 88.5
Maryland 86
Virginia 10.5
Wake Forest 1
Duke 1

<b>1988</b>
NC State 174.5
UNC 134.5
Clemson 102
Georgia Tech 99
Maryland 46
Virginia 43
Wake Forest 18
Duke 5

<b>1989</b>
Clemson 148
NC State 146
Georgia Tech 75
North Carolina 69
Virginia 69
Maryland 54
Wake Forest 44
Duke 15

<b>1990</b>
Clemson 161
NC State 135
North Carolina 100
Georgia Tech 80
Virginia 79
Maryland 32
Wake Forest 27
Duke 6

<b>1991</b>
Clemson 165
NC State 115
North Carolina 109
Virginia 107
Georgia Tech 79
Wake Forest 33
Maryland 10
Duke 0

<b>1992</b>
UNC 178.5
Clemson 178
Florida State 123
Georgia Tech 89
NC State 74.5
Wake Forest 69
Virginia 35
Maryland 23
Duke 8

<b>1993</b>
Clemson 181
North Carolina 158
NC State 126.5
Florida State 112.5
Georgia Tech 67
Wake Forest 65
Virginia 45
Maryland 17
Duke 5

<b>1994</b>
North Carolina 168
Florida State 164
Clemson 127
NC State 105
Virginia 79
Georgia Tech 78
Wake Forest 35
Maryland 11
Duke 5



## INDOOR WOMEN'S RECORDS

Event	Name	Time/Mark	Date
60 meters	Kiamesha Otey	7.37	2003
200 meters	Jordan Lavender	23.80	2015
400 meters	Jordan Lavender	52.59	2013
800 meters	Vanessa Fabrizio	2:07.24	2015
Mile	Jill Haworth	4:34.32	1982
3,000 meters	Cleo Boyd	9:18.20	2017
5,000 meters	Margaret Groos	15:34.71	1981
<b>60-meter hurdles</b>	<b>Alexis Woodley</b>	<b>8.37</b>	<b>2018</b>
4x400-meter relay	Chaney, Fabrizio, Wright, Lavender	3:39.43	2014
Distance Medley Relay	Gay, Smith, Harper, Garcia	10:59.33	2011
High Jump	Sherry Gould	1.87m (6' 1.5")	1994
<b>Pole Vault</b>	<b>Bridget Guy</b>	<b>4.17m (13' 8.25")</b>	<b>2016</b>
Long Jump	Dana Boone	6.44m (21' 1.5")	1991
Triple Jump	Tomika Ferguson	13.53m (44' 4.75")	2007
Shot Put	Billie-Jo Grant	16.55m (54' 3.5")	2008
Weight Throw	Eliese Mitchell	20.06m (65' 9.75")	2002
Pentathlon	Susan Brownell	4,153	1982

## INDOOR MEN'S RECORDS

Event	Name	Time/Mark	Date
60 meters	Shay Clark	6.71	2001
200 meters	Gerald Howard	21.53	1995
400 meters	Payton Hazzard	46.60	2015
800 meters	Paul Ereng	1:44.84	1988
Mile	Vince Draddy	3:58.2h	1982
3,000 meters	Henry Wynne	7:53.89	2016
5,000 meters	Zach Herriott	13:45.37	2017
60-meter hurdles	Adams Abdulrazaaq	7.75	2011
<b>4x400-meter relay</b>	<b>Willis, Shirley, Dixon, Outlaw</b>	<b>3:11.76</b>	<b>2018</b>
Distance medley relay	Jesien, Paschal, Roller, Taye	9:29.86	2009
High Jump	Herman Moore	2.21m (7' 3")	1990
Pole Vault	David Sullivan	5.30m (17' 4.75")	2005
Long Jump	Matt Meyer	7.52m (24' 8.25")	2009
Triple Jump	Marcus Robinson	16.63m (54' 6.75")	2012
Shot Put	Filip Mihaljevic	20.87m (68' 5.75")	2016
Weight Throw	Jordan Young	22.92m (75' 2.5")	2015
<b>Heptathlon</b>	<b>Jack Lint</b>	<b>5,546</b>	<b>2017</b>

# V WOMEN'S INDOOR TOP MARKS

## 60 METERS

1. Kiamesha Otey .....7.37 ..... '03
2. Sonja Fridy .....7.39 ..... '86
3. Peyton Chaney .....7.40 ..... '16
4. Pam Lemons .....7.43 ..... '93
5. Jordan Lavender .....7.49 ..... '15
6. Janne'a Bridgeford ...7.50 ..... '08
- 7. Anna Jefferson .....7.52 ..... '18**
8. Dana Boone .....7.54 ..... '91
- Tori McKenzie .....7.54 ..... '16
- Halle Hazzard .....7.54 ..... '18**

## 200 METERS

1. Jordan Lavender .....23.80 ..... '15
2. Peyton Chaney .....23.84 ..... '16
3. Danielle Williams .....23.97 ..... '12
- 4. Anna Jefferson .....24.04 ..... '18**
5. Kelly Miller .....24.17 ..... '99
6. Angela Lee .....24.30 ..... '99
7. Kiamesha Otey .....24.34 ..... '03
8. Pam Lemons .....24.37 ..... '94
9. Talia Wise .....24.38 ..... '06
10. Julie Sandy .....24.39 ..... '89

## 400 METERS

1. Jordan Lavender .....52.59 ..... '13
- 2. Anna Jefferson .....53.42 ..... '18**
3. Lisa Garrett .....54.07 ..... '81
4. Angela Lee .....54.29 ..... '99
5. Carielle Doe .....54.52 ..... '02
6. Cathron Birge .....54.61 ..... '90
7. Sonja Fridy .....54.95 ..... '87
8. Angela Griffith .....55.38 ..... '92
9. Erin Crawford .....55.42 ..... '07
10. Ashley Gore .....55.54 ..... '06

## 800 METERS

1. Vanessa Fabrizio .....2:07.24 ..... '15
- 2. Emma Call .....2:07.39 ..... '17**
3. Lyndsay Harper .....2:07.64 ..... '11
4. Morgane Gay .....2:08.07 ..... '09
5. Kim Kelly .....2:09.27 ..... '85
6. Jill Haworth .....2:09.62 ..... '83
7. Cathron Birge .....2:09.71 ..... '90
8. Colette Gnade .....2:09.80 ..... '13
9. Sandy Schuler .....2:09.90 ..... '85
10. Kim Liggins .....2:09.93 ..... '92

## MILE

1. Jill Haworth .....4:34.32 ..... '82
2. Morgane Gay .....4:34.38 ..... '12
3. Vicky Fouhy .....4:34.87 ..... '13
4. Lesley Welch .....4:35.56 ..... '82
5. Iona Lake .....4:36.11 ..... '16
6. Marissa Schmidt .....4:41.10 ..... '82
7. Michele Rowen .....4:41.57 ..... '87
8. Lisa Welch .....4:41.96 ..... '82
9. Catherine White .....4:42.80 ..... '11
10. Margaret Groos .....4:43.9h ..... '79

## 3,000 METERS

1. Cleo Boyd .....9:18.20 ..... '17
- Claire Forbes .....9:18.80 ..... '92
3. Stephanie Garcia .....9:19.44 ..... '11
4. Martha White .....9:19.58 ..... '83
5. Iona Lake .....9:22.75 ..... '15
6. Barbara Strehler .....9:22.85 ..... '14
7. Morgan Kelly .....9:23.21 ..... '15
8. Catherine White .....9:24.43 ..... '10
9. Patty Matava .....9:25.83 ..... '87
10. Michele Rowen .....9:25.8h ..... '85

## 5,000 METERS

1. Margaret Groos .....15:34.71 ..... '81
2. Cleo Boyd .....16:04.76 ..... '17
3. Morgan Kelly .....16:10.73 ..... '15
4. Barbara Strehler .....16:16.32 ..... '14
5. Emily Harrison .....16:16.53 ..... '08
6. Lesley Welch .....16:21.6h ..... '82
7. Maria Hauger .....16:22.07 ..... '14
8. Anna Corrigan .....16:25.81 ..... '12
9. Kara Scanlin .....16:27.61 ..... '08
10. Martha White .....16:31.6h ..... '82

## 60 HURDLES

- 1. Alexis Woodley .....8.37 ..... '18**
- 2. Ciara Leonard .....8:38 ..... '18**
2. Ayla Smith .....8.39 ..... '09
4. Heather Smith .....8.54 ..... '16
5. Kim Turko .....8.55 ..... '01
6. Chidi Uche .....8.58 ..... '10
7. Lauren Echko .....8.60 ..... '09
8. Bianca DeBartolo .....8.65 ..... '07
9. Kristina Chapman .....8.68 ..... '11
- 10. Alana Herran .....8.71 ..... '18**

## HIGH JUMP

1. Sherry Gould .....1.87m (6' 1.5") ..... '94
2. Ann Bair .....1.83m (6' 0") ..... '83
3. Robin Landes .....1.82m (5' 11.25") ..... '88
4. Karen DiDonato .....1.80m (5' 10.75") ..... '91
5. Pearl Bickersteth .....1.79m (5' 10.5") ..... '12
6. Rachel Marks .....1.78m (5' 10") ..... '04
7. Kate Doyle .....1.75m (5' 8.75") ..... '90
8. Janelle Clayton .....1.74m (5' 8.5") ..... '10
9. Susan Brownell .....1.73m (5' 8.25") ..... '80
- Karen Hatchett .....1.73m (5' 8.25") ..... '81

## POLE VAULT

- 1. Bridget Guy .....4.17m (13'8.25") ..... '16**
2. Sarah DeVita .....3.97m (13'0.25") ..... '15
- 3. Theresa Demaria .....3.96m (12'11.75") ..... '17**
- 4. Katie Freix .....3.95m (12'11.5") ..... '18**
5. Vika Oспенko .....3.80m (12' 5.75") ..... '03
6. Katie Darraugh .....3.75m (12' 3.5") ..... '10
7. Annica While .....3.60m (11' 9.75") ..... '01
- Kathryn Pettine .....3.60m (11' 9.75") ..... '05
- Kate Kaufman .....3.60m (11' 9.75") ..... '16
10. Lauren Taggart .....3.50m (11' 5.75") ..... '04

## LONG JUMP

1. Dana Boone .....6.44m (21' 1.50") ..... '91
2. Kiamesha Otey .....6.39m (20' 11.75") ..... '02
3. Sonja Fridy .....6.38m (20' 11.25") ..... '87
4. Nicole Kimbrough .....6.27m (20' 7") ..... '95
5. Kelly Miller .....6.22m (20' 5") ..... '99
6. Angela Griffith .....6.15m (20' 2.25") ..... '92
7. Latanya Wynn .....6.10m (20' 0.25") ..... '88
8. Tomika Ferguson .....6.09m (19' 11.75") ..... '06
- Mia Barron .....6.09m (19'11.75")'18**
9. Pam Lemons .....6.06m (19' 10.75") ..... '93

## TRIPLE JUMP

1. Tomika Ferguson .....13.53m (44' 4.75") ..... '07
2. Naccolle Guinn .....13.14m (43' 1.25") ..... '01
- 3. Kelly McKee .....12.99m (42'7.5")'18**
4. Dallas Rose .....12.98m (42' 7") ..... '12
5. Dana Boone .....12.86m (42' 2.25") ..... '91
6. Michele Johnson .....12.78m (41' 11") ..... '87
- 7. Mia Barron .....12.71m (41'8.5") ..... '17**
8. Rashawnda James .....12.59m (41' 3.75") ..... '09
9. Curtrell Frye .....12.45m (40' 10.25") ..... '02
10. Tiffany King .....12.37m (40' 7") ..... '96

## SHOT PUT

1. Billie-Jo Grant .....16.55m (54' 3.5") ..... '08
2. Christine Bohan .....16.53m (54' 2.75") ..... '16
3. Maureen Laffan .....15.97m (52' 4.75") ..... '10
4. Eliese Mitchell .....15.72m (51' 7") ..... '03
5. Kelly Bodiford .....15.65m (51' 4.25") ..... '91
6. Emily Vannoy .....15.42m (50' 7.25") ..... '10
- 7. Brittany Johnson.. 15.21m(49'11") ..... '18**
8. Anna Grant .....14.94m (49' 0.25") ..... '08
9. Alexa Manning .....14.93m (48' 11.75") ..... '08
10. Amy Brown .....14.05m (46' 1.25") ..... '99

## WEIGHT THROW

1. Eliese Mitchell .....20.06m (65' 9.75") ..... '02
2. Maureen Laffan .....18.54m (60' 10") ..... '12
3. Erin Wykoff .....17.75m (58' 3") ..... '12
4. Alexa Manning .....17.09m (56' 1") ..... '08
5. Ann Crouse .....17.08m (56' 0.5") ..... '96
6. Lauren Connelly .....16.67m (54' 8.25") ..... '96
- 7. Jade Baker .....16.61m (54-6) ..... '18**
8. Logan Clements .....16.30m (53'5.75") ..... '14
- 9. Brittany Jones .....16.24m (53' 3.5")'18**
10. Christine Bohan .....16.09m (52'9.5") ..... '15

## PENTATHLON

1. Susan Brownell .....4,153 ..... '82
2. Rebecca Grube .....4,108 ..... '95
- 3. Holly Sullivan .....3,912 ..... '18**
4. Ayla Smith .....3,879 ..... '09
5. Sherry Gould .....3,789 ..... '94
6. Beth Sheehan .....3,678 ..... '83
7. Bianca DeBartolo .....3,661 ..... '07
8. Anna Finger .....3,659 ..... '13
9. Curtrell Frye .....3,644 ..... '02
10. Katie Kiladis .....3,567 ..... '99

All-time lists are based on a student-athlete's best time/mark

# V MEN'S INDOOR TOP MARKS

## 60 METERS

1. Shay Clark .....6.71.....'01
2. Reuben Jones .....6.79.....'08
3. Adam Cummings .....6.86.....'13
4. Michael Johnson .....6.87.....'04
5. Jarrett Hagwood .....6.89.....'02  
Leo McLaughlin .....6.89.....'11
7. Scott Kimball .....6.93.....'00
8. Adams Abdulrazaaq .....6.94.....'11
9. Payton Hazzard .....6.95.....'15
10. Matt Meyer .....6.96.....'09

## 200 METERS

1. Gerald Howard .....21.53.....'95
2. Scott Kimball .....21.78.....'00  
Reuben Jones .....21.78.....'08  
Payton Hazzard .....21.78.....'14
5. Conlon Bonner .....21.79.....'08
6. Shay Clark .....21.81.....'02
7. Kellen Blassingame .....21.85.....'06
8. Rahn Turner .....22.00.....'98
9. **Brandon Outlaw** ..... **22.03** .....**'18**
10. Jason Young .....22.08.....'01

## 400 METERS

1. Payton Hazzard .....46.60.....'15
2. Kellen Blassingame .....46.73.....'06
3. **Brandon Outlaw** ..... **47.18** .....**'18**
4. Kevin Anding .....47.46.....'11
5. **Alfred Shirley** ..... **47.53** .....**'18**
6. Ben Kurgat .....47.61.....'89
7. Paul Ereg .....47.64.....'88
8. Meikle Paschal .....48.04.....'09
9. Charles Bowman .....48.16.....'17
10. Jason Young .....48.31.....'04

## 800 METERS

1. Paul Ereg .....1:44.84.....'88
2. Ben Kurgat .....1:47.31.....'91
3. Robby Andrews .....1:48.02.....'10
4. McGavock Dunbar .....1:49.18.....'04
5. Nathan Kiley .....1:49.20.....'16
6. John Hinton .....1:49.24.....'84  
Anthony Kostelac .....1:49.24.....'11
8. Lance Roller .....1:49.47.....'10
9. Rob Pearce .....1:49.75.....'99
10. **Kenneth Hagen** .....1:50.87.....'16

## MILE

1. Vince Draddy .....3:58.2h .....'82
2. Henry Wynne .....3:58.74 .....'16
3. **Mike Marsella** .....3:59.97 .....'15
4. Kyle King .....4:02.15.....'15
5. Patrick Todd .....4:02.70.....'12
6. John Minen .....4:02.77.....'10
7. Kris Herdt .....4:02.92.....'87
8. Anthony Kostelac .....4:02.99.....'12
9. Alex Tatu .....4:03.00.....'05
10. Mark Amirault .....4:03.40.....'13

## 3000 METERS

1. Henry Wynne .....7:53.89.....'16
2. Mark Amirault .....7:54.08.....'12
3. Adam Visokay .....7:54.24.....'16
4. Kris Herdt .....7:54.90.....'87
5. Emil Heineking .....7:58.36.....'11
6. Kyle King .....8:00.23.....'15
7. Jan Foerster .....8:02.54.....'07
8. Andy Biladeau .....8:04.30.....'08
9. Soeren Lindner .....8:07.17.....'05
10. Evan Chiplock .....8:08.03.....'15

## 5000 METERS

1. Zach Herriott .....13:45.37 .....'17
2. Ryan Collins .....13:46.41.....'10
3. **Chase Weaverling** .....13:54.39 .....'17
4. **Brent Demarest** .....13:56.03 .....'17
5. Thomas Madden .....13:57.01.....'15
6. Kris Herdt .....14:02.00.....'89
7. Mark Amirault .....14:03.01.....'12
8. Chris Foley .....14:03.67.....'12
9. **Lachlan Cook** ..... **14:10.87** .....**'18**
10. **Ari Klau** ..... **14:10.93** .....**'18**

## 60 HURDLES

1. Adams Abdulrazaaq .....7.75.....'11
2. Drequan Hoskey .....7.79.....'14
3. Jarrett Hagwood .....7.93.....'02
4. Marion Mason .....8.01.....'01
5. Cary Chandler .....8.03.....'01  
Aaron Shepperd .....8.03.....'11
7. **Emmanuel Jackson** .. **8.05** .....**'18**
8. Gemayel Hazard .....8.09.....'02
9. Herb Reid .....8.16.....'01  
Isi Azeke .....8.16.....'06

## HIGH JUMP

1. Herman Moore .....2.21m (7' 3") ..... '90
2. Greg Nelson .....2.14m (7' 0.25")... '10
3. Greg Byers .....2.13m (7' 0") ..... '82
4. Bob Lund .....2.09m (6' 10.25")'93
5. Mike Riso .....2.08m (6' 10")... '02  
Kevin Jackson .....2.08m (6' 10")... '77
7. David Sullivan .....2.05m (6' 8.75")... '06  
Arthur Gennari .....2.05m (6' 8.75")... '08  
Tommy DeVita .....2.05m (6' 8.75")... '13
10. Cordell Green .....2.04m (6' 8.25")... '98  
Wes Dungan .....2.04m (6' 8.25")... '94

## POLE VAULT

1. David Sullivan .....5.30m (17' 4.75")'05
2. Brian Shafer .....5.20m (17' 0.75")'93
3. **Sam Young** .....5.10m (16' 8.75) ... '17  
Jeff Jefferey .....5.10m (16' 8.75) ... '17
5. Tommy Cooke .....5.05m (16' 6.75")'95
6. Matt Armentrout ...5.01m (16.5.25")... '13
7. Danny Thompson...4.98m (16' 4").....'81
8. Greg Blair .....4.90m (16' 1").....'05  
David Lewis .....4.90m (16' 1").....'08
10. Danny Smith .....4.89m (16' 0.5")... '85

## LONG JUMP

1. Matt Meyer .....7.52m (24' 8.25")'09
2. Marion Mason .....7.50m (24' 7.25") '01  
Tiki Barber .....7.50m (24' 7.25")'94
4. Bruce Randolph .....7.48m (24' 6.5")... '84
5. Keith Witherspoon 7.45m (24' 5.25") '76
6. Stephen Dunphy .....7.40m (24' 3.25")'92
7. Mauri Anderson .....7.39m (24' 3").....'82
8. **Jordan Scott** .....7.38m (24'2.5")... '17
9. Jarrett Hagwood...7.34m (24' 1")..... '01
10. Simon Facey .....7.30m (23' 11.5") '97

## TRIPLE JUMP

1. Marcus Robinson...16.63m (54'6.75")'12
2. **Jordan Scott**..... 16.36m(53'8.25")... '17
3. Keith Witherspoon 16.16m (53' 0.25") '76
4. Greg Byers .....15.98m (52' 5")... '85
5. Aaron Worrell .....15.87m (52' 1").....'17
6. Cornell Grayson .....15.74m (51' 7.75")'90
7. Chike Chukwulozie 15.64m (51' 3.75")'91
8. Ryan Satchell .....15.62m (51' 3").....'14
9. Ivan Glasgow .....15.34m (50' 4")... '82
10. Donald Scott .....15.22m (49' 11.25")'95

## SHOT PUT

1. Filip Mihaljevic .....20.87m (68' 5.75").. '16
2. **Oghenakpobo Efeboro** 19.84m (65'1.25")... '17
3. Jordan Young .....19.15m (62'10") ..... '15
4. Nick Vena .....18.92m (62' 1").....'12
5. Yemi Ayeni .....18.80m (61' 8.25")'09
6. **Nace Plesko** .....17.87m (58'7.5").... '17
7. Kevin Latham .....17.62m (57' 9.75")'84
8. Thom McKinney .....17.12m (56' 2").....'91
9. Mike Murphy .....17.10m (56' 1.25")'93
10. Pete Sheehan .....16.91m (55' 5.75")'91

## WEIGHT THROW

1. Jordan Young .....22.92m (75'2.5")... '15
2. **Hilmar Jonsson** .... **21.37m (70' 1.5")** ..**'18**
3. **Oghenakpobo Efeboro** **19.90m (65' 13.5")**'18
4. Vincenzo Chiariello .19.38m (63' 7") ..... '12
5. Thom McKinney .....18.43m (60' 5.75")'91
6. Thomas Fuson .....18.18m (59'7.75")... '11
7. Mike Murphy .....17.77m (58' 3.75") '93
8. Bill Johnston .....17.19m (56' 4.75")'01
9. Al Sinesky .....16.83m (55' 2.75")'70
10. Pete Sheehan .....16.50m (54' 1.75")'91

## HEPTATHLON

1. **Jack Lint** .....5,546.....'17
2. David Sullivan .....5,178 ..... '04
3. David Lewis .....5,139 ..... '08
4. Christian Lavorgna 5,113 ..... '16
5. Cam Collins .....4,972 ..... '16
6. Anthony Dunavant 4,970 ..... '14
7. **Jack Claiborne** .....4,821..... '17
8. Thomas Codevilla..4,360 ..... '05
9. John Michael Pirtle 3,951 ..... '13
10. Alex Mulchandani..3,464..... '11

# V WOMEN'S INDOOR FR RECORDS

## 60-METER DASH

1. **Halle Hazzard** ..... 7.54 ..... '18
2. Jordan Lavender ..... 7.57 ..... '12
3. Peyton Chaney ..... 7.60 ..... '13  
Tori McKenzie ..... 7.60 ..... '14
5. Anna Jefferson ..... 7.64 ..... '17

## 200-METER DASH

1. Jordan Lavender ..... 24.25 ..... '12
2. Peyton Chaney ..... 24.31 ..... '13
3. Kiana Hairston ..... 24.48 ..... '15
4. Andrea Wright ..... 24.55 ..... '14
5. Leslie Satchell ..... 24.80 ..... '95

## 300-METER DASH

1. Jordan Lavender ..... 39.05 ..... '12
2. Julie Sandy ..... 39.43 ..... '87
3. **Anna Jefferson** ..... 39.63 ..... '17
4. **Kiana Hairston** ..... 40.15 ..... '15
5. Jenni Weatherly ..... 40.61 ..... '09

## 400-METER DASH

1. Jordan Lavender ..... 54.69 ..... '12
2. Michelle Samuels ..... 55.81 ..... '91
3. Meagan Gillespie ..... 56.07 ..... '09
4. Chimere Ezumah ..... 56.27 ..... '14
5. Leslie Satchell ..... 56.67 ..... '95

## 500-METER DASH

1. Cathron Birge ..... 1:14.16 ..... '87
2. Phyllis Buber ..... 1:14.90 ..... '84
3. Ayla Smith ..... 1:14.91 ..... '07
4. Lyndsay Harper ..... 1:16.22 ..... '08
5. Shelley McBride ..... 1:16.68 ..... '86

## 800-METER RUN

1. **Emma Call** ..... 2:07.39 ..... '17
2. Morgane Gay ..... 2:08.07 ..... '09
3. Vanessa Fabrizio ..... 2:08.79 ..... '11
4. Sandy Schuler ..... 2:09.90 ..... '85
5. Alexia Roux ..... 2:11.34 ..... '16

## 1000-METER RUN

1. Sandy Schuler ..... 2:44.40 ..... '85
2. Shelley McBride ..... 2:50.40 ..... '86
3. **Maddie Rennyson** ..... 2:54.65 ..... '18
4. Claire Forbes ..... 2:55.31 ..... '90
5. Alexia Roux ..... 2:56.80 ..... '16

## 1-MILE RUN

1. Claire Forbes ..... 4:49.48 ..... '90
2. Tasia Potasinski ..... 4:51.49 ..... '10
3. **Megan Rebholz** ..... 4:53.87 ..... '15
4. Lara Drauglis ..... 4:53.94 ..... '91
5. Michelle Rowen ..... 4:54.10 ..... '84

## 3000-METER RUN

1. Maria Hauger ..... 9:29.20 ..... '14
2. Sarah Fakler ..... 9:37.45 ..... '14
3. Katharine Walker ..... 9:38.96 ..... '11
4. **Megan Rebholz** ..... 9:42.55 ..... '15
5. Cleo Boyd ..... 9:47.23 ..... '14

## 5000-METER RUN

1. Lesley Welch ..... 16:21.60 ..... '82
2. Maria Hauger ..... 16:22.07 ..... '14
3. Cleo Boyd ..... 16:29.16 ..... '14
4. Sarah Fakler ..... 16:32.01 ..... '14
5. Katharine Walker ..... 16:46.02 ..... '11

## 60-METER HURDLES

1. **Alexis Woodley** ..... 8.56 ..... '17
2. Ayla Smith ..... 8.68 ..... '07
3. Kim Turko ..... 8.69 ..... '98
4. **Ciara Leonard** ..... 8.74 ..... '16
5. Shantell Bingham ..... 8.82 ..... '12

## HIGH JUMP

1. Karen Didonota ..... 1.71m (5'7.5") ..... '87
2. Janelle Clayton ..... 1.70m (5'7") ..... '10  
Pearl Bickersteth ..... 1.70m (5'7") ..... '10  
Emily Kianka ..... 1.70m (5'7") ..... '11  
Moira Cronin ..... 1.70m (5'7") ..... '12

## POLE VAULT

1. **Bridget Guy** ..... 3.97m (13' 0.5") .. '15
2. **Theresa Demaria** ..... 3.96m (12'11.75) '17
3. **Katie Freix** ..... 3.82m (12' 6.5") .. '15
4. Kate Kaufman ..... 3.60m (11' 9.75") '16
5. Katie Darraugh ..... 3.52m (11' 6.75") '07

## LONG JUMP

1. Kiamesha Odey ..... 6.00m (19' 8.25") '00
2. Sonja Fridy ..... 5.99m (19' 8") ... '84
3. Dana Boone ..... 5.96m (19' 6.75") '88
4. **Mia Barron** ..... 5.94m (19' 6") ..... '15
5. Kelly Miller ..... 5.80m (19' 0.5") '96

## TRIPLE JUMP

1. Dallas Rose ..... 12.56m (44' 6") .. '10
2. **Mia Barron** ..... 12.33m (40' 5.5") ... '15
3. Britni Strates ..... 12.32m (40' 5") .. '12
4. Rashawanda James ..... 12.19m (40' 0") .. '08
5. Mishanta Reyes ..... 12.13m (39' 9.75") '99

## SHOT PUT

1. Emily Vannoy ..... 15.42m (50' 7.25") '10
2. **Britnay Jones** ..... 15.21m (49'11") .. '18
3. Anna Grant ..... 14.94m (49' 0.25") '08
4. Christine Bohan ..... 14.78m (48' 6") ..... '14
5. Kristy Martin ..... 13.87m (45' 6.25") '97

## WEIGHT THROW

1. **Brittany Jones** ..... 16.24m (53'3.5") '18
2. Emily Vannoy ..... 16.00m (52' 6") .. '10
3. Kristy Martin ..... 15.50m (50' 10.5") '97
4. Erin Wykoff ..... 15.11m (49' 7") ... '09
5. Maureen Laffan ..... 14.84m (48' 8.5") '09

## PENTATHLON

1. Beth Sheehan ..... 3,678 ..... '83
2. Katie Ollendick ..... 3,443 ..... '94
3. **Holly Sullivan** ..... 3,411 ..... '16
4. **Alana Herran** ..... 3,396 ..... '16
5. Rachel Volentine ..... 3,108 ..... '91

### Current Cavaliers in Bold

All-time lists are based on a student-athlete's best time/mark

# V MEN'S INDOOR FR RECORDS

## 60 METERS

1. Adam Cummings .....6.86.....'13
2. Leo McLaughlin .....6.89.....'11
3. Reuben Jones.....6.92.....'05
4. Matt Meyer.....6.97.....'09
5. Conlon Bonner .....6.98.....'08

## 200 METERS

1. Conlon Bonner .....21.79.....'08
2. **Brandon Outlaw** .....**22.03** .....**'18**
3. Ben Sargong .....22.16.....'92
4. Adam Abdulrazaaq .....22.24 ..... '08
5. **Alfred Shirley** .....**22.31** .....**'18**

## 300 METERS

1. Anthony Swan.....34.11 ..... '86
2. Adam Abdulrazaaq .....34.63 ..... '08
3. Patrick Farmer.....34.74 ..... '11
4. Conlon Bonner .....34.78 ..... '08
5. Charles Bowman .....34.82 ..... '16

## 400 METERS

1. **Brandon Outlaw** .....**47.18** .....**'18**
2. **Alfred Shirley** .....**47.53** .....**'18**
3. Paul Ereng.....47.64 ..... '88
4. Meikle Paschal.....48.11 ..... '08
5. Ben Kurgat.....48.26 ..... '88

## 500 METERS

1. Paul Ereng.....1:02.02 ..... '88
2. **Alfred Shirley** .....**1:03.05** .....**'18**
3. Bruce Berry .....1:03.31.....'85
4. Ray Brown .....1:03.80 ..... '81
5. Dwayne Brake .....1:03.97.....'83

## 800 METERS

1. Robby Andrews .....1:48.39.....'10
2. Anthony Kostelac.....1:49.24.....'11
3. Paul Ereng.....1:49.31.....'88
4. Nathan Kiley.....1:51.08.....'14
5. **Mike Marsella**.....**1:51.41**.....'14

## 1000 METERS

1. Rob Pearce .....2:27.69 ..... '97
2. Billy Convey.....2:28.30..... '84
3. TJ Hobart.....2:28.40 ..... '11
4. Brett Johnson.....2:28.47 ..... '10
5. Ken Cheeseman.....2:29.80 ..... '85

## MILE

1. Alex Tatu.....4:03.00..... '05
2. **Mike Marsella**.....**4:03.18** ..... '14
3. **Matthew Novak** .....**4:03.93** ..... '16
4. Sintayehu Taye .....4:04.04 ..... '09
5. Henry Wynne.....4:04.37 ..... '14

## 3,000 METERS

1. Adam Visokay .....7:57.46 ..... '14
2. **Brent Demarest** .....**8:09.59** ..... '15
3. Connor Rog .....8:09.76 ..... '14
4. **Chase Weaverline** .....**8:11.28** ..... '16
5. Kyle King .....8:13.85 ..... '12

## 5,000 METERS

1. Thomas Madden.....13:57.01..... '15
2. Chris Foley .....14:03.67 ..... '12
3. **Chase Weaverling** .....**14:03.72** ..... '16
4. **Brent Demarest** .....**14:14.74** ..... '15
5. Connor Rog .....14:15.23 ..... '14

## 60m HURDLES

1. Adam Abdulrazaaq .....7.98 ..... '08
2. Aaron Sheppherd.....8.03..... '11
3. Jarrett Hagwood .....8.05..... '99
4. Marion Mason .....8.23 ..... '98
- Devin Brewer .....8.23 ..... '12
- Jack Lint**.....**8.23** ..... '16

## HIGH JUMP

1. Mike Riso .....2.08m (6' 10")..... '02
2. Tommy DeVita.....2.04m (6' 8.5")..... '11
3. Arthur Gennari.....2.03m (6' 8")..... '07
4. Gerald Howard.....2.00m (6' 7")..... '93
- Cordell Green .....2.00m (6' 7")..... '95

## POLE VAULT

1. **Sam Young** .....**5.10m (16' 8.75")** ..... '17
2. David Sullivan.....4.97m (16' 3.75") .. '03
3. Brian Shafer.....4.90m (16' 1")..... '90
4. Jake Williams.....4.87m (16' 0")..... '91
5. Greg Blair .....4.82m (15' 10") ..... '03

## LONG JUMP

1. Matt Meyer.....7.52m (24' 8.25") .. '09
2. Tiki Barber .....7.48m (24' 6.75") .. '94
3. **Jordan Scott**.....**7.38m (24' 2.5")** ..... '17
4. Marion Mason .....7.24m (23' 9.25") .. '98
5. Simon Facey .....7.23m (23' 8.75") .. '95

## TRIPLE JUMP

1. **Jordan Scott**.....**16.36m (53' 8.25")**..... '17
2. Aaron Worrell .....15.64m (51'3.75") ..... '14
3. Ryan Satchell .....15.02m (49' 3.5")..... '12
4. Darryl Smith.....14.70m (48' 4")..... '79
5. Marcus Robinson14.63m (48' 0.25") .. '08

## SHOT PUT

1. Filip Mihaljevic.....19.63m (64'5")..... '15
2. Nick Vena .....18.92m (62' 1")..... '12
3. **Oghenakpobo Efeboro** 18.82m (61' 9")..... '16
4. Mike Theuerkauf.16.51m (54' 2")..... '89
5. James Fuson.....15.58m (51' 1.5")..... '11

## WEIGHT THROW

1. **Hilmar Jonsson**...**20.32m (66' 8")**.....'16
2. **Oghenakpobo Efeboro** 18.86m (61' 10.5")..... '16
3. Vincenzo Chiarello 16.40m (53' 9.75") .. '09
4. Robert Guider.....15.63m (51' 3.5") .. '10
5. **James Williams** ..**14.76m (48' 5.25")**..... '16

## HEPTATHLON

1. **Jack Lint**.....**5,358** ..... '16
2. Anthony Dunavant.....4,970 ..... '14
3. **Jack Claiborne** .....**4,821** ..... '17
4. Cam Collins.....4,793 ..... '15
5. Christian Lavorgna .....4,693 ..... '12

### Current Cavaliers in Bold

All-time lists are based on a student-athlete's best time/mark



## WOMEN'S INDOOR RECORDS

### 4x400

1.	3:39.43	Chaney, Fabrizio, Wright, Lavender	2014
2.	3:39.77	Ezumah, Fabrizio, Wright, Lavender	2015
3.	3:39.93	Sandy, Hinton, Birge, Fridy	1987
4.	3:40.40	Chaney, Lavender, Ezumah, Wright	2014
5.	3:41.26	Wright, Ezumah, Lavender, Hairston	2015

### DMR

1.	10:59.33	Gay, Smith, Harper, Garcia	2011
2.	11:14.15	Gay, Fabrizio, Harper, Garcia	2011
3.	11:19.39	Welch, Welch, Garrett, Haworth	1982
4.	11:21.19	Fabrizio, Weatherly, Gnade, Garcia	2011
5.	11:22.32	Sargent, Lavender, Fabrizio, Fouhy	2014

## WOMEN'S OUTDOOR RECORDS

### 4x100

1.	44.56	Chaney, Wright, Lavender, McKenzie	2015
2.	45.11	Kimbrough, Satchell, Edmundson, Alleyne	1995
3.	45.18	Harvey, Otey, Randolph, Doe	2003
4.	45.19	Rose, Wright, Chaney, Lavender	2014
5.	45.48	Garrick, Chapman, Gillespie, Williams	2010

### 4x400

1.	3:35.74	Ezumah, Lavender, Fabrizio, Wright	2014
2.	3:36.24	Fridy, Crockett, Buber, Fitzpatrick	1985
3.	3:36.42	Randolph, Otey, Gore, Doe	2003
4.	3:36.73	Ezumah, Lavender, Chaney, Wright	2014
5.	3:37.65	Smith, Lavender, Fabrizio, Wright	2015

## MEN'S INDOOR RECORDS

### 4x400

1.	<b>3:11.76</b>	<b>Willis, Shirley, Dixon, Outlaw</b>	<b>2018</b>
2.	<b>3:11.93</b>	<b>Bowman, Carrington, Kiley, Dixon</b>	<b>2017</b>
3.	3:12.52	Hazzard, Kiley, Carrington, Bartha	2015
4.	3:12.55	Hayes, Taylor, Kugrat, Ereng	1989
5.	3:12.90	Revelle, Adderly, Pirtle, Palmer	1982

### DMR

1.	9:29.86	Jesien, Paschal, Roller, Taye	2009
2.	9:31.23	Kostelac, Hazzard, Burton, Gilland	2013
3.	9:32.36	Marsella, Hazzard, Kiley, King	2015
4.	9:34.38	Johnson, Anding, Kostelac, Heineking	2011
5.	9:34.78	Gilland, Anding, Roller, Kostelac	2012

## MEN'S OUTDOOR RECORDS

### 4x100

1.	40.25	Randolph, Archer, Brown, Palmer	1984
2.	40.37	Bonner, Jones, Abdulrazaaq, Paschal	2008
3.	40.46	Hagwood, Clark, Young, Kimball	2002
4.	40.68	Scott, Barber, Barber, Howard	1994
5.	40.71	Peerman, Lee, Jones, Blassingame	2007

### 4x400

1.	3:07.11	Anding, Roller, Bryan, Hazzard	2012
2.	3:07.14	Kugrat, Johnson, Brook, Ereng	1988
3.	3:08.20	Muth, Williams, Williams, Bruce	1979
4.	<b>3:08.30</b>	<b>Kiley, Bowman, Carrington, Dixon</b>	<b>2017</b>
5.	3:08.44	Muth, Williams, Williams, Bruce	1978

## OUTDOOR WOMEN'S RECORDS

Event	Name	Time/Mark	Date
100 meters	Sonja Fridy	11.36	1987
200 meters	Sonja Fridy	23.17	1987
400 meters	Sonja Fridy	51.93	1987
800 meters	Gail Bryant	2:04.21	1985
1,500 meters	Morgane Gay	4:13.20	2012
5,000 meters	Margaret Groos	15:51.24	1980
10,000 meters	Patty Matava	32:58.64	1987
<b>100-meter hurdles</b>	<b>Ciara Leonard</b>	<b>13.26</b>	<b>2018</b>
400-meter hurdles	Ayla Smith	56.54	2011
3,000-meter steeplechase	Stephanie Garcia	9:47.29	2011
4x100-meter relay	Chaney, Wright, Lavender, McKenzie	44.56	2015
4x400-meter relay	Ezumah, Lavender, Fabrizio, Wright	3:35.74	2014
High Jump	Ann Bair	1.88m (6' 2")	1983
<b>Pole Vault</b>	<b>Bridget Guy</b>	<b>4.46m (14' 7.5")</b>	<b>2018</b>
Long Jump	Dana Boone	6.65m (21' 9.75")	1990
Triple Jump	Tomika Ferguson	13.21m (43' 4.25")	2007
Shot Put	Christine Bohan	16.87m (55' 4.25")	2016
Discus Throw	Billie-Jo Grant	56.06m (183' 11")	2008
Hammer Throw	Maureen Laffan	59.91m (196' 6")	2012
Javelin Throw	Ann Crouse	57.38m (188' 3")	1999
Heptathlon	Rebecca Grube	5,512 points	1994

## OUTDOOR MEN'S RECORDS

Event	Name	Time/Mark	Date
100 meters	Gerald Howard	10.42	1995
200 meters	Gerald Howard	20.79	1995
<b>400 meters</b>	<b>Alfred Shirley</b>	<b>45.84</b>	<b>2018</b>
800 meters	Paul Ereng	1:43.16	1989
1,500 meters	Henry Wynne	3:38.05	2016
5,000 meters	Kris Herdt	13:37.44	1987
10,000 meters	Zach Herriott	28:44.22	2017
110-meter hurdles	Adams Abdulrazaaq	13.66	2011
400-meter hurdles	Steve Delice	50.02	2010
3,000-meter steeplechase	Jan Foerster	8:34.78	2007
4x100-meter relay	Randolph, Archer, Brown, Palmer	40.25	1984
4x400-meter relay	Anding Roller, Bryan, Hazzard	3:07.11	2012
High Jump	Herman Moore/Greg Byers	2.19m (7' 2.25")	1988/1982
Pole Vault	David Sullivan	5.35m (17' 6.75")	2005
Long Jump	Greg Byers	7.70m (25' 3.25")	1982
Triple Jump	Marcus Robinson	16.46m (54' 0")	2012
Shot Put	Filip Mihaljevic	21.30m (69' 10.75")	2017
Discus Throw	Filip Mihaljevic	63.76m (209' 2")	2017
Hammer Throw	Hilmar Jonsson	72.38m (237' 6")	2017
Javelin Throw	Andy Fahringer	75.19m (246' 8")	2012
Decathlon	Stephen Dunphy	7,920 points	1992

# V WOMEN'S OUTDOOR TOP MARKS

## 100 METERS

1. Sonja Fridy ..... 11.36 ..... '87
2. Kiamesha Otey ..... 11.43 ..... '01
3. Kelly Miller ..... 11.48 ..... '99
4. Pam Lemons ..... 11.57 ..... '93
5. Tori McKenzie ..... 11.63 ..... '17
6. Brenda Brown ..... 11.64 ..... '84
7. Peyton Chaney ..... 11.71 ..... '14
8. Julie Sandy ..... 11.74 ..... '89
9. Valentia Alleyne ..... 11.75 ..... '94
10. Talia Wise ..... 11.80 ..... '08

## 200 METERS

1. Sonja Fridy ..... 23.17 ..... '87
2. Jordan Lavender ..... 23.42 ..... '14
3. Kiamesha Otey ..... 23.46 ..... '03
4. Peyton Chaney ..... 23.50 ..... '16
5. Kelly Miller ..... 23.61 ..... '99
6. Janne'a Bridgeford ..... 23.69 ..... '08
7. Pam Lemons ..... 23.83 ..... '93
8. Talia Wise ..... 23.86 ..... '08
9. Julie Sandy ..... 23.87 ..... '89
10. Brenda Brown ..... 23.94 ..... '81

**Anna Jefferson..... 23.94 ..... '18**

## 400 METERS

1. Sonja Fridy ..... 51.93 ..... '87
2. **Anna Jefferson..... 52.39 ..... '18**
3. Jordan Lavender ..... 52.48 ..... '14
4. Lisa Garrett ..... 52.64 ..... '83
5. Carielle Doe ..... 53.22 ..... '03
6. Angela Lee ..... 54.05 ..... '98
7. Michelle Samuels..... 54.59 ..... '92
8. Andrea Wright ..... 54.80 ..... '14
9. Talia Wise ..... 54.81 ..... '08
10. **Andrenette Knight 54.83 ..... '18**

## 800 METERS

1. Gail Bryant..... 2:04.21 ..... '85
2. Vanessa Fabrizio..... 2:04.77 ..... '14
3. Kim Kelly ..... 2:05.23 ..... '84
4. Vicky Fouhy..... 2:05.55 ..... '13
5. Lyndsay Harper ..... 2:05.84 ..... '11
6. Jill Haworth..... 2:06.31 ..... '82
7. Phyllis Buber ..... 2:06.96 ..... '86
8. Linda Nicholson ..... 2:07.54 ..... '80
9. Kim Liggins ..... 2:08.24 ..... '92
10. Morgane Gay..... 2:08.29 ..... '09

## 1,500 METERS

1. Morgane Gay..... 4:13.20 ..... '12
2. Vicky Fouhy..... 4:14.51 ..... '13
3. Michelle Rowen..... 4:15.37 ..... '87
4. Jill Haworth..... 4:16.06 ..... '83
5. Lesley Welch ..... 4:16.54 ..... '82
6. Margaret Groos ..... 4:16.74 ..... '81
7. Lisa Welch..... 4:17.74 ..... '82
8. Claire Forbes ..... 4:18.58 ..... '90
9. Stephanie Garcia ..... 4:18.30 ..... '11
10. Iona Lake ..... 4:21.30 ..... '15

## 5,000 METERS

1. Margaret Groos ..... 15:51.24 ..... '80
2. Patty Matava ..... 15:56.41 ..... '86
3. Catherine White ..... 16:04.58 ..... '12
4. Barbara Strehler ..... 16:07.70 ..... '13
5. Cleo Boyd ..... 16:09.23 ..... '16
6. Chelsea Ley ..... 16:12.62 ..... '12
7. Maria Hauger ..... 16:14.18 ..... '14
8. Iona Lake ..... 16:15.93 ..... '15
9. Sarah Fakler ..... 16:18.59 ..... '15
10. Lesley Welch ..... 16:21.60 ..... '82

## 10,000 METERS

1. Patty Matava ..... 32:58.64 ..... '87
2. Catherine White ..... 33:07.36 ..... '13
3. Aileen O'Connor ..... 33:28.20 ..... '81
4. Emily Harrison ..... 33:40.34 ..... '08
5. Martha White ..... 33:40.50 ..... '83
6. Kara Scanlin ..... 33:53.32 ..... '07
7. Katie Read ..... 33:54.92 ..... '07
8. Jane Maxwell ..... 33:55.98 ..... '03
9. Anna Corrigan ..... 33:58.46 ..... '11
10. Jen Flack ..... 34:14.12 ..... '14

## 100m HURDLES

1. **Ciara Leonard ..... 13.26 ..... '18**
2. **Alexis Woodley .... 13.31 ..... '18**
3. Ayla Smith ..... 13.51 ..... '09
4. Lauren Echko ..... 13.72 ..... '08
5. Heather Smith ..... 13.76 ..... '16
6. Chidi Uche..... 13.77 ..... '10
7. Rebecca Grube ..... 13.81 ..... '94
8. **Alana Herran ..... 13.86 ..... '17**
9. Michelle Johnson .... 13.90 ..... '86
10. Kimberlee Turko..... 13.93 ..... '98

## 400m HURDLES

1. Ayla Smith ..... 56.54 ..... '11
2. Erin Crawford ..... 56.87 ..... '06
3. **Andrenette Knight 56.94 ..... '18**
4. Angela Lee ..... 57.11 ..... '97
5. Aisha Naibe-Wey ..... 57.84 ..... '16
6. **Alana Herran..... 58.03 ..... '18**
7. Heather Smith ..... 58.17 ..... '16
8. Vivian Scruggs ..... 58.54 ..... '81
9. Natalie Randolph..... 58.98 ..... '03
10. Angela Griffith ..... 59.05 ..... '91

## 3000m STEEPLECHASE

1. Stephanie Garcia ..... 9:47.29 ..... '11
2. Dawn Cleary ..... 9:59.30 ..... '03
3. Iona Lake ..... 10:01.58 ..... '15
4. Melanie Matthews .. 10:13.31 ..... '02
5. Vicky Fouhy..... 10:20.63 ..... '14
6. Sara Sargent ..... 10:20.64 ..... '15
7. Janine Ricci ..... 10:24.65 ..... '05
8. Samantha Stafford . 10:36.02 ..... '09
9. Kendall Cowne ..... 10:39.82 ..... '15
10. Rosemary Barber ..... 10:51.59 ..... '11

# V WOMEN'S OUTDOOR TOP MARKS

## HIGH JUMP

1. Ann Bair.....	1.88m (6' 2")	'83
2. Sherry Gould .....	1.86m (6' 1.25")	'93
3. Pearl Bickersteth .....	1.83m (6' 0")	'12
Moira Cronin .....	1.83m (6' 0")	'13
5. Robin Landes .....	1.81m (5' 11.25")	'88
6. Rachel Marks .....	1.79m (5' 10.75")	'06
7. Meggie Schuelke .....	1.76m (5' 9.25")	'04
Emily Kianka .....	1.76m (5' 9.25")	'12
9. Karen DiDonato .....	1.75m (5' 9.0")	'91
10. Kate Doyle .....	1.74m (5' 8.75")	'90

## POLE VAULT

1. Bridget Guy.....	4.46m (14' 7.5")	'18
2. Katie Freix.....	4.01m (13' 1.75")	'18
3. Theresa Demaria.....	3.93m (12' 10.75")	'17
4. Vika Osipenko.....	3.81m (12' 6")	'03
5. Sarah DeVita.....	3.71m (12' 2")	'15
6. Katie Darraugh .....	3.69m (12' 1.5")	'09
7. Kathryn Pettine .....	3.65m (11' 11.75")	'05
8. Annica White.....	3.51m (11' 6.5")	'01
9. Lauren Taggart .....	3.49m (11' 5.75")	'03
Alicia LaRoche .....	3.49m (11' 5.75")	'04

## LONG JUMP

1. Dana Boone.....	6.65m (21' 9.75")	'90
2. Kiamesha Otey .....	6.54m (21' 5.50")	'02
3. Sonja Fridy.....	6.42m (21' 0.75")	'86
4. Nicole Kimbrough.....	6.39m (20' 11.50")	'95
5. Kelly Miller.....	6.33m (20' 9.25")	'96
Tomika Ferguson .....	6.33m (20' 9.25")	'06
7. Edy Ndem.....	6.28m (20' 7.25")	'14
<b>8. Mia Barron .....</b>	<b>6.22m (20' 5")</b>	<b>'16</b>
9. Rebecca Grube .....	6.15m (20' 2.25")	'94
10. Pam Lemons.....	6.12m (20' 1")	'92
Beth Sheehan.....	6.12m (20' 1")	'85
<b>Khyasia Caldwell .....</b>	<b>6.12m (20' 1")</b>	<b>'18</b>
<b>Kelly McKee.....</b>	<b>6.12m (20' 1")</b>	<b>'18</b>

## TRIPLE JUMP

1. Tomika Ferguson .....	13.21m (43' 4.25")	'07
<b>2. Kelly McKee.....</b>	<b>13.25m (43' 7.25")</b>	<b>'18</b>
3. Dallas Rose.....	13.20m (43' 3.75")	'14
4. Dana Boone.....	13.05m (42' 9.75")	'91
<b>5. Mia Barron .....</b>	<b>12.96m (42' 6.25")</b>	<b>'18</b>
6. Naccolle Guinn .....	12.71m (41' 8.50")	'01
7. Jessica Caldwell.....	12.50m (41' 0.25")	'14
8. Nicole Kimbrough.....	12.49m (40' 11.75")	'95
Atalaya Jones .....	12.49m (40' 11.75")	'93
10. Curtrell Frye.....	12.48m (40' 11.50")	'02

## SHOT PUT

1. Christine Bohan.....	16.87m (55' 4.25")	'16
2. Eliese Mitchell.....	16.16m (53' 0.25")	'03
3. Billie-Jo Grant.....	15.77m (51' 9")	'06
<b>4. Brittany Jones.....</b>	<b>15.69m (51' 5.75")</b>	<b>'18</b>
5. Maureen Laffan .....	15.34m (50' 4")	'10
6. Emily Vannoy.....	15.30m (50' 2.5")	'10
7. Alexa Manning .....	14.97m (49' 1.5")	'08
8. Kelly Bodiford .....	14.83m (48' 8")	'91
9. Amy Brown .....	14.25m (46' 9")	'99
10. Lauren Connelly.....	14.12m (46' 4")	'96

## DISCUS

1. Billie-Jo Grant.....	56.06m (183' 11")	'08
2. Kelly Bodiford .....	54.08m (177' 5")	'93
3. Erin Wykoff.....	53.78m (176' 5")	'12
4. Caitlin Kelly .....	52.37m (171' 10")	'09
5. Eliese Mitchell .....	52.17m (171' 2")	'02
6. Julia Solo.....	52.04m (170' 9")	'86
7. Christine Bohan.....	50.79m (166' 8")	'17
<b>8. Carter Green .....</b>	<b>50.24m (164' 10")</b>	<b>'18</b>
9. Amy Bilmanis .....	49.99m (164' 0")	'06
10. Amy Brown .....	49.89m (163' 8")	'99

## HAMMER THROW

1. Maureen Laffan .....	59.91m (196' 6")	'12
<b>2. Jade Baker.....</b>	<b>57.07m (187' 3)</b>	<b>'18</b>
3. Eliese Mitchell.....	56.95m (186' 10")	'03
<b>4. Brittany Jones.....</b>	<b>53.80m (176' 6")</b>	<b>'18</b>
5. Erin Wykoff.....	53.45m (175' 4")	'12
6. Lauren Connelly.....	51.31m (168' 4")	'96
7. Inhar Chong .....	50.29m (165' 0")	'00
8. Alexa Manning .....	50.17m (164' 7")	'08
9. Ann Crouse .....	49.99m (163' 8")	'99
10. Logan Clements.....	49.67m (162' 11")	'14

## JAVELIN

1. Ann Crouse .....	57.38m (188' 3")	'99
2. Inge Jorgenson .....	54.23m (177' 11")	'05
3. Meghan Briggs .....	52.65m (172' 9")	'09
4. Abbey Karin.....	52.60m (172' 7")	'13
5. Marija Bogavac.....	48.96m (160' 7")	'17
<b>6. Caitlin Mautz .....</b>	<b>48.66m (159' 8")</b>	<b>'17</b>
7. Christine Bohan.....	48.03m (157' 7")	'17
8. Annie Bobiak.....	46.89m (153' 10")	'05
9. Tara Karin.....	46.33m (152' 0")	'10
10. Kristen Buck.....	42.47m (139' 4")	'94

## HEPTATHLON

1. Rebecca Grube .....	5,512	'94
2. Susan Brownell.....	5,458	'82
3. Beth Sheehan.....	5,407	'86
4. Ann Bair.....	5,387	'83
<b>5. Holly Sullivan.....</b>	<b>5,317</b>	<b>'17</b>
6. Sherry Gould .....	5,166	'93
7. Angela Griffith .....	4,967	'98
8. Suzanne Sweeney .....	4,915	'97
9. Katie Kiladis .....	4,855	'97
10. Bianca DeBartolo .....	4,854	'07

# V MEN'S OUTDOOR TOP MARKS

## 100 METERS

1. Gerald Howard	.....10.42	.....'95
2. Reuben Jones	.....10.45	.....'08
3. Shay Clark	.....10.50	.....'02
4. Edwin Brown	.....10.52	.....'85
5. Scott Kimball	.....10.53	.....'03
6. Bruce Randolph	.....10.69	.....'84
7. Jarrett Hagwood	.....10.72	.....'02
8. Mauri Anderson	.....10.74	.....'80
9. Orren Prunty	.....10.84	.....'02
Ben Jullien	.....10.84	.....'96

## 200 METERS

1. Gerald Howard	.....20.79	.....'95
2. Ben Sarpong	.....20.87	.....'95
3. Edwin Brown	.....20.90	.....'85
4. Reuben Jones	.....21.16	.....'08
5. Kellen Blassingame	.....21.24	.....'05
6. Payton Hazzard	.....21.27	.....'15
7. Conlon Bonner	.....21.28	.....'08
8. Scott Kimball	.....21.31	.....'02
9. Eric Adderly	.....21.32	.....'82
10. Ruhn Turner	.....21.39	.....'98

## 400 METERS

<b>1. Alfred Shirley</b>	<b>.....45.84</b>	<b>.....'18</b>
2. Payton Hazzard	.....45.88	.....'15
3. Kellen Blassingame	.....46.02	.....'05
4. Meikle Paschal	.....46.61	.....'08
5. Kevin Anding	.....46.84	.....'10
6. Jim Bruce	.....46.94	.....'79
7. Nathan Kiley	.....46.95	.....'17
8. Ben Kurgat	.....46.96	.....'88
9. Jason Young	.....47.07	.....'04
<b>10. Jordan Willis</b>	<b>.....47.11</b>	<b>.....'18</b>

## 800 METERS

1. Paul Ereng	.....1:43.16	.....'89
2. Robby Andrews	.....1:44.71	.....'11
3. Lance Roller	.....1:46.11	.....'10
4. Ray Brown	.....1:46.74	.....'83
5. Ben Kurgat	.....1:47.32	.....'90
6. John Hinton	.....1:47.33	.....'84
7. Greg Canty	.....1:47.44	.....'80
8. Anthony Kostelac	.....1:48.96	.....'12
9. Vince Draddy	.....1:49.05	.....'81
10. Nathan Kiley	.....1:49.31	.....'16

## 1,500 METERS

1. Henry Wynne	.....3:38.05	.....'16
2. John Hinton	.....3:40.24	.....'83
3. Vince Draddy	.....3:40.44	.....'81
4. Robby Andrews	.....3:40.77	.....'11
<b>5. Mike Marsella</b>	<b>.....3:41.35</b>	<b>.....'15</b>
6. Patrick Todd	.....3:41.51	.....'12
7. Andrew Jesien	.....3:41.78	.....'09
8. Ray Weeden	.....3:43.65	.....'99
9. Kyle King	.....3:44.25	.....'13
10. Brett Johnson	.....3:44.44	.....'11

## 5,000 METERS

1. Kris Herdt	.....13:37.44	.....'87
2. Henry Wynne	.....13:43.53	.....'17
3. Sean Keveren	.....13:48.34	.....'12
4. Zach Herriott	.....13:53.47	.....'17
5. Jim Hays	.....13:55.2h	.....'85
6. Kyle King	.....13:55.60	.....'12
7. Ryan Collins	.....13:55.94	.....'09
8. Mike Cotton	.....13:56.44	.....'81
<b>9. Ari Klau</b>	<b>.....13:57.63</b>	<b>.....'18</b>
<b>10. Lachlan Cook</b>	<b>.....13:58.01</b>	<b>.....'17</b>

## 10,000 METERS

1. Zach Herriott	.....28:44.22	.....'17
2. Mike Cotton	.....28:55.34	.....'81
3. Andrew Dumm	.....28:59.25	.....'07
<b>4. Brent Demarest</b>	<b>.....29:07.78</b>	<b>.....'17</b>
5. Adam Visokay	.....29:11.13	.....'15
6. Trey Miller	.....29:14.21	.....'10
<b>7. Lachlan Cook</b>	<b>.....29:16.32</b>	<b>.....'18</b>
8. Ryan Foster	.....29:16.79	.....'06
<b>9. Chase Weaverling</b>	<b>.....29:28.92</b>	<b>.....'18</b>
10. Sean Keveren	.....29:31.86	.....'12

## 1100m HURDLES

1. Adams Abdulrazaaq	...13.66	.....'11
2. Barry Word	.....13.88	.....'84
3. George Johnson	...13.91	.....'82
4. Jarrett Hagwood	..14.13	.....'02
5. Kevin Williams	.....14.14	.....'79
6. Rob Archer	.....14.16	.....'84
7. Ronde Barber	.....14.22	.....'94
8. DreQuan Hoskey	..14.23	.....'14
9. Mike Abidin	.....14.27	.....'82
10. Isi Azeke	.....14.31	.....'05

## 400m HURDLES

1. Steve Delice	.....50.02	.....'10
2. Karl Williams	.....50.34	.....'79
3. Rob Archer	.....50.80	.....'84
4. Bruce Berry	.....51.09	.....'85
<b>5. Alfred Shirley</b>	<b>.....51.30</b>	<b>.....'18</b>
6. Kevin Williams	.....51.54	.....'79
7. Adams Abdulrazaaq	...51.79	.....'08
8. George Johnson	...51.98	.....'81
9. Dave Revelle	.....52.05	.....'84
10. Bob Wilks	.....52.21	.....'84

## 3000m STEEPLECHASE

1. Jan Foerster	.....8:34.78	.....'07
2. Rob Cook	.....8:39.36	.....'94
3. Kyle King	.....8:39.72	.....'15
4. Steve Finley	.....8:40.56	.....'10
5. Adam Visokay	.....8:43.60	.....'15
6. Mike Cotton	.....8:44.44	.....'81
7. Will Gray	.....8:45.82	.....'16
8. Soeren Linder	.....8:51.89	.....'05
9. Tim Lloyd	.....8:53.84	.....'80
10. John Hinton	.....8:55.14	.....'84

# V MEN'S OUTDOOR TOP MARKS

## HIGH JUMP

1. Herman Moore	2.19m (7' 2.25")	'88
Greg Byers	2.19m (7' 2.25")	'82
3. Greg Nelson	2.10m (6' 10.75")	'10
Chris Clementson	2.10m (6' 10.75")	'02
Mike Riso	2.10m (6' 10.75")	'02
Bob Lund	2.10m (6' 10.75")	'91
7. Cordell Green	2.09m (6' 10.25")	'95
8. Wes Dungan	2.08m (6' 9.75")	'94
9. Tommy DeVita	2.07m (6' 9.5")	'13
10. Arthur Gennari	2.05m (6' 8.75")	'10

## POLE VAULT

1. David Sullivan	5.35m (17' 6.75")	'05
2. Brian Shafer	5.20m (17' 0.75")	'93
<b>Sam Young</b>	<b>5.20m (17' 0.75")</b>	<b>'18</b>
3. Jeff Jernigan	5.15m (16' 10.75")	'17
5. Tom Cooke	5.05m (16' 6.75")	'95
6. Jeff McClurg	4.95m (16' 2.75")	'07
7. David Lewis	4.89m (16' 0.75")	'06
8. David Hood	4.88m (16' 0.0")	'88
9. Mike Hood	4.85m (15' 11.0")	'91
Greg Blair	4.85m (15' 11.0")	'04

## LONG JUMP

1. Greg Byers	7.70m (25' 3.25")	'82
2. Mike Harvey	7.67m (25' 2")	'69
<b>3. Jordan Scott</b>	<b>7.57m (24' 10")</b>	<b>'18</b>
4. Wes Dungan	7.48m (24' 6.5")	'94
Tiki Barber	7.48m (24' 6.5")	'95
6. Keith Witherspoon	7.45m (24' 5.25")	'76
7. Bruce Randolph	7.43m (24' 4.5")	'84
8. Dion Woolfolk	7.41m (24' 3.75")	'96
9. Stephen Dunphy	7.39m (24' 3")	'94
Jarrett Hagwood	7.39m (24' 3")	'02

## TRIPLE JUMP

1. Marcus Robinson	16.46m (54' 0")	'12
<b>2. Jordan Scott</b>	<b>16.44m (53' 11.25")</b>	<b>'17</b>
3. Keith Witherspoon	16.27m (53' 4.50")	'76
4. Ryan Satchell	15.98m (52' 5.25")	'14
5. Chike Chukwolozie	15.94m (52' 3.75")	'90
6. Aaron Worrell	15.72m (51' 7")	'17
7. Greg Byers	15.56m (51' 0.75")	'84
8. Cornell Grayson	15.55m (51' 0.50")	'90
9. Donald Scott	15.43m (50' 7.50")	'94
10. Mike Mosley	15.25m (50' 0.5")	'85

## SHOT PUT

1. Filip Mihaljevic	21.30m (69' 10.75")	'17
<b>2. Oghenakpobo Efekoro</b>	<b>20.39m (66' 10.75")</b>	<b>'17</b>
3. Jordan Young	19.80m (64' 11.5")	'15
4. Nick Vena	19.51m (64' 0.25")	'12
5. Yemi Ayeni	18.23m (59' 9.75")	'09
<b>6. Nace Plesko</b>	<b>18.30m (61' 0.05")</b>	<b>'17</b>
7. Kevin Latham	18.04m (59' 2.5")	'85
8. Mike Murphy	17.15m (56' 3.25")	'93
9. Thom McKinney	17.06m (55' 11.75")	'91
<b>10. James Williams</b>	<b>16.90m (55' 5.5")</b>	<b>'18</b>

## DISCUS

1. Filip Mihaljevic	63.76m (209' 2")	'17
2. Jordan Young	62.27m (204' 3")	'15
3. Yemi Ayeni	61.11m (200' 6")	'07
4. Larry Wilson	57.91m (190' 0")	'99
5. Kevin Latham	56.71m (186' 1")	'85
6. Phil Vincenzes	55.98m (183' 8")	'82
<b>7. Nace Plesko</b>	<b>55.19m (181' 1")</b>	<b>'18</b>
8. Nick Vena	54.84m (179' 11")	'12
9. Mike Murphy	52.78m (173' 2")	'93
10. Tim Bilmanis	52.57m (172' 6")	'01

## HAMMER THROW

<b>1. Hilmar Jonsson</b>	<b>72.38m (237' 6")</b>	<b>'17</b>
2. Jordan Young	70.73m (232' 1")	'15
3. Vincenzo Chiariello	64.29m (210' 11")	'12
4. Bill Johnston	58.19m (190' 11")	'01
5. Robert Guider	55.67m (182' 8")	'10
6. James Fuson	55.53m (182' 2")	'12
7. Phil Vincenzes	53.23m (174' 8")	'79
8. Walker Anderson	52.68m (172' 10")	'04
<b>9. James Williams</b>	<b>51.22m (168' 0")</b>	<b>'16</b>
10. Thom McKinney	46.99m (154' 2")	'90

## JAVELIN

1. Andy Fahringer	75.19m (246' 8")	'12
2. Brian Kollar	74.22m (243' 6")	'01
3. John Welch	72.19m (236' 10")	'02
4. Steve Kiessling	69.67m (228' 7")	'92
5. Kyle Smith	69.43m (227' 9")	'15
6. James Murdock	63.93m (209' 9")	'02
7. Stephen Dunphy	61.62m (202' 2")	'94
<b>8. Tucker Rizzi</b>	<b>61.46m (201' 8")</b>	<b>'18</b>
9. Anthony Bouselli	60.89m (199' 9")	'16
10. Greg Trzcinski	56.96m (186' 10")	'97

## DECATHLON

1. Stephen Dunphy	7,920	'92
2. Willy Pirtle	7,676	'82
3. John Bryan	7,666	'81
<b>4. Jack Lint</b>	<b>7,478</b>	<b>'17</b>
5. David Lewis	7,105	'08
6. Christian Lavorgna	7,064	'16
7. Cam Collins	7,004	'16
8. Bill Smith	6,863	'83
9. Sean Sullivan	6,847	'96
10. John Anderson	6,814	'95

# V WOMEN'S OUTDOOR FR RECORDS

## 100 METERS

- Kelly Miller ..... 11.70 ..... '96
- Kiamesha Otey ..... 11.72 ..... '00
- Talia Wise ..... 11.85 ..... '06
- Halle Hazzard ..... 11.86 ..... '18**
- Leslie Satchell ..... 11.89 ..... '95

## 200 METERS

- Peyton Chaney ..... 24.02 ..... '13
- Leslie Satchell ..... 24.04 ..... '95
- Kelly Miller ..... 24.14 ..... '96
- Jordan Lavender ..... 24.19 ..... '12
- Andrea Wright ..... 24.21 ..... '14
- Halle Hazzard ..... 24.21 ..... '18**

## 400 METERS

- Jordan Lavender ..... 53.44 ..... '12
- Lisa Garrett ..... 54.14 ..... '81
- Andrea Wright ..... 54.80 ..... '14
- Chimere Ezumah ..... 54.87 ..... '14
- Michelle Samuels ..... 55.15 ..... '91

## 800 METERS

- Vanessa Fabrizio ..... 2:06.76 ..... '12
- Morgane Gay ..... 2:08.29 ..... '09
- Gail Bryant ..... 2:11.00 ..... '82
- Ariane Sloan ..... 2:11.23 ..... '07
- Erin O'Doherty ..... 2:11.28 ..... '02

## 1,500 METERS

- Morgane Gay ..... 4:15.56 ..... '09
- Lesley Welch ..... 4:16.84 ..... '82
- Lisa Welch ..... 4:17.60 ..... '82
- Claire Forbes ..... 4:18.52 ..... '90
- Margaret Groos ..... 4:21.10 ..... '78

## 5,000 METERS

- Chelsea Ley ..... 16:12.62 ..... '12
- Maria Hauger ..... 16:14.18 ..... '14
- Lesley Welch ..... 16:21.60 ..... '82
- Sarah Fakler ..... 16:22.19 ..... '14
- Kathleen Stevens ..... 16:26.91 ..... '12

## 10,000 METERS

- Jen Flack ..... 34:14.12 ..... '14
- Sarah Fakler ..... 34:15.20 ..... '14
- Maria Hauger ..... 34:16.28 ..... '14
- Beni Gras ..... 34:34.17 ..... '91
- Katherine Walker ..... 35:31.42 ..... '11

## 100-METER HURDLES

- Ciara Leonard ..... 13.67 ..... '16**
- Alexis Woodley ..... 13.67 ..... '17**
- Lauren Echko ..... 13.86 ..... '06
- Kim Turko ..... 13.93 ..... '98
- Alisha Tucker ..... 14.03 ..... '93

## 400-METER HURDLES

- Angela Lee ..... 57.64 ..... '96
- Erin Crawford ..... 58.56 ..... '04
- Karen Hatchett ..... 59.49 ..... '82
- Ayla Smith ..... 60.02 ..... '07
- Kristina Chapman ..... 60.83 ..... '08

## 3,000m STEEPLECHASE

- Stephanie Garcia ..... 10:15.83 ..... '07
- Sara Sargent ..... 10:49.81 ..... '14
- Kendall Cowne ..... 10:54.54 ..... '14
- Kiera Bothwell ..... 10:55.59 ..... '18**
- Janine Ricci ..... 10:55.86 ..... '04

## HIGH JUMP

- Ann Bair ..... 1.86m (6' 1.25") ..... '80
- Meggie Schuelke ..... 1.76m (5' 9.25") ..... '04
- Pearl Bickersteth ..... 1.74m (5' 8.5") ..... '10
- Susan Brownell ..... 1.73m (5' 8") ..... '80
- Emily Kianka ..... 1.72m (5' 7.75") ..... '11

## POLE VAULT

- Bridget Guy ..... 4.11m (13'5.75") ... '15**
- Theresa Demaria ..... 3.93m (12' 10.75") ..... '17**
- Katie Freix ..... 3.67m (12'0.5") ..... '15**
- Viktoria Osipenko ..... 3.56m (11'8.5") ..... '00
- Kathryn Pettine ..... 3.49m (11'5.75") ..... '04

## LONG JUMP

- Kelly Miller ..... 6.33m (20'9.25") ..... '96
- Nicole Kimbrough ..... 6.29m (20'7.75") ..... '94
- Mia Barron ..... 6.22m (20'5") ..... '16**
- Sonja Fridy ..... 6.12m (20'1") ..... '84
- Khyasia Caldwell ..... 6.12m (20'1") ..... '18**

## TRIPLE JUMP

- Dallas Rose ..... 12.66m (41'6.5") ..... '10
- Atalaya Jones ..... 12.49m (40'11.75") ..... '93
- Britni Strates ..... 12.46m (40'10.5") ..... '12
- Mia Barron ..... 12.40m (40'8.25") ..... '16**
- Tomika Ferguson ..... 12.35m (40'6.25") ..... '04

## SHOT PUT

- Brittany Jones ..... 15.69m (51'5.75") ..... '18**
- Emily Vannoy ..... 15.30m (50'2.5") ..... '10
- Christine Bohan ..... 14.62m (47-11.75) ..... '14
- Maureen Laffan ..... 14.58m (47' 10") ..... '09
- Kristi Martin ..... 13.99m (45'10.75") ..... '97

## DISCUS

- Julia Solo ..... 52.04m (170'9") ..... '86
- Amy Bilmanis ..... 51.77m (169'10") ..... '06
- Amy Brown ..... 48.77m (160'0") ..... '95
- Emily Vannoy ..... 47.96m (157'4") ..... '10
- Erin Wykoff ..... 47.02m (154'3") ..... '09

## HAMMER THROW

- Elise Mitchell ..... 54.46m (178'8") ..... '00
- Brittany Jones ..... 53.80m (176'6") ..... '18**
- Amy Bilmanis ..... 47.68m (156'5") ..... '06
- Alexa Manning ..... 46.18m (151'6") ..... '06
- Erin Wykoff ..... 45.85m (150'5") ..... '09

## JAVELIN

- Julia Solo ..... 52.04m (170'9") ..... '86
- Ann Crouse ..... 50.85m (166'10") ..... '95
- Inge Jorgensen ..... 50.24m (164'10") ..... '00
- Caitlin Mautz ..... 44.62m (146'5") ..... '15**
- Meghan Briggs ..... 44.45m (145'10") ..... '07

## HEPTATHLON

- Ann Bair ..... 5,578 ..... '80
- Susan Brownell ..... 5,419 ..... '80
- Rebecca Grube ..... 4,996 ..... '92
- Alana Herran ..... 4,771 ..... '16**
- Katie Kiladis ..... 4,610 ..... '95

# V MEN'S OUTDOOR FR RECORDS

## 100 METERS

1. Gerald Howard ..... 10.46 ..... '93
2. Jason Dickerson ..... 10.50 ..... '77
3. Reuben Jones ..... 10.65 ..... '05
4. Edwin Brown ..... 10.76 ..... '81
5. Ben Julien ..... 10.84 ..... '96

## 200 METERS

1. Gerald Howard ..... 20.90 ..... '93
2. Conlon Bonner ..... 21.28 ..... '08
3. **Jordan Willis** ..... **21.70** ..... **'18**
4. Scott Kimball ..... 21.78 ..... '00
5. **Alfred Shirley** ..... **21.78** ..... **'18**

## 400 METERS

1. **Alfred Shirley** ..... **45.84** ..... **'18**
2. Meikle Paschal..... 46.61 ..... '08
3. Ben Kurgat ..... 46.96 ..... '88
4. Payton Hazzard ..... 47.29 ..... '12
5. **Jordan Willis** ..... **47.11** ..... **'18**

## 800 METERS

1. Paul Ereng ..... 1:44.31 ..... '88
2. Robby Andrews ..... 1:45.54 ..... '10
3. Lance Roller ..... 1:47.88 ..... '09
4. Anthony Kostelac..... 1:49.02 ..... '11
5. Ben Kurgat ..... 1:49.28 ..... '88

## 1,500 METERS

1. Robby Andrews ..... 3:41.09 ..... '10
2. Matthew Novak ..... 3:45.35 ..... '16
3. John Hinton ..... 3:46.10 ..... '82
4. Henry Wynne..... 3:46.48 ..... '14
5. Alex Tatu ..... 3:46.63 ..... '04

## 5,000 METERS

1. Kyle King ..... 13:55.60 ..... '12
2. **Lachlan Cook**..... 13:58.01 ..... '17
3. Andy Biladeau ..... 14:06.73 ..... '06
4. Emil Heineking ..... 14:11.40 ..... '08
5. Ryan Collins ..... 14:12.85 ..... '08

## 10,000 METERS

1. Adam Visokay ..... 29:14.50 ..... '14
2. **Lachlan Cook** ..... 29:18.20 ..... '17
3. **Brent Demarest**..... 29:32.72 ..... '15
4. **Chase Weaverling** . 29:39.30 ..... '15
5. Zach Herriott ..... 29:45.35 ..... '14

## 110m HURDLES

1. Kevin Williams ..... 14.14 ..... '77
2. Adams Abdulrazaaq 14.19 ..... '08
3. Ronde Barber ..... 14.22 ..... '94
4. Mike Abidin ..... 14.27 ..... '82
5. Jarrett Hagwood ..... 14.34 ..... '02

## 400m HURDLES

1. **Alfred Shirley** ..... **51.30** ..... **'18**
2. Karl Williams ..... 51.77 ..... '77
3. Adams Abdulrazaaq 51.79 ..... '08
4. Greg Nelson ..... 52.43 ..... '08
5. Devin Brewer ..... 52.52 ..... '12

## 3,000m STEEPLECHASE

1. John Hinton ..... 8:58.21 ..... '82
2. Colin Mearns..... 9:03:92 ..... '11
3. Jim Hays ..... 9:10.69 ..... '82
4. Mike Cotton ..... 9:27.88 ..... '78
5. Andrew Filachek ..... 9:32.77 ..... '00

## HIGH JUMP

1. Herman Moore ..... 2.20m (7' 2.5") ..... '88
2. Greg Byers ..... 2.17m (7' 1.25") ..... '81
3. Mike Riso ..... 2.10m (6' 10.75")... '02
4. Tommy Devita ..... 2.04m (6' 8.25") ..... '11
5. Greg Nelson ..... 2.01m (6' 7") ..... '08

## POLE VAULT

1. **Sam Young** ..... 5.09m (16' 8.25")... '17
2. Brain Shafer ..... 5.05m (16' 6.75")... '90
3. David Sullivan ..... 4.90m (16' 0.75")... '03
4. Jake Williams ..... 4.88m (16' 0") ..... '01
5. Greg Blair ..... 4.82m (15' 9.75")... '03

## LONG JUMP

1. **Jordan Scott** ..... 7.54m (24' 9") ..... '17
2. Greg Byers ..... 7.33m (24' 0.5") ..... '81
3. Stephen Dunphy ..... 7.30m (23' 11.5")... '90
4. Marcus Robinson ..... 7.25m (23' 9.25")... '08
5. Marion Mason ..... 7.24m (23' 9") ..... '98
- Aaron Worrell ..... 7.24m (23' 9") ..... '15

## TRIPLE JUMP

1. **Jordan Scott**.....16.44m (53'11.25") ..... '17
2. Keith Witherspoon .. 15.96m (52' 4.5")... '72
3. Greg Byers ..... 15.29m (50' 2") ..... '81
4. Ryan Satchell ..... 15.25m (50' 0.5")... '12
5. Marcus Robinson ..... 14.91m (48' 11")... '08

## SHOT PUT

1. Filip Mihaljevic..... 19.56m (64' 2.25") .. '14
2. **Oghenakpobo Efeboro** 19.53m (64' 1") ..... '16
3. Nick Vena ..... 19.51m (64' 0.25") '12
4. Mike Theuerkauf ..... 15.90m (52' 2") ..... '89
5. **James Williams** ..... 15.89m (52' 1.75")... '15

## DISCUS

1. Filip Mihaljevic..... 60.41m (198' 2").... '14
2. Larry Wilson ..... 55.45m (181' 11") . '96
3. Nick Vena ..... 54.84m (179' 11") . '12
4. Yemi Ayeni ..... 54.18m (177' 9").... '06
5. Phil Vincenzes ..... 52.53m (172' 4").... '77

## HAMMER THROW

1. **Hilmar Jonsson** ..... 71.52m (234' 8") ..... '16
2. Bill Johnston ..... 57.89m (189' 11") . '00
3. Robert Guider..... 55.68m (182' 8").... '10
4. Vincenzo Chiariello ..52.37m (171' 10")... '09
5. Walker Anderson ..... 50.57m (165' 11") . '03

## JAVELIN

1. Brian Kollar ..... 68.53m (224' 10") . '99
2. Steve Kessler ..... 68.25m (223' 11") . '90
3. **Anthony Bouselli** .. 58.96m (193' 5") ..... '15
4. James Murdock ..... 57.79m (189' 7").... '99
5. John Brian ..... 49.66m (162' 11") . '78

## DECATHLON

1. **Jack Lint**..... 7,179..... '15
2. Sean Sullivan ..... 6,847 ..... '96
3. Stephen Dunphy..... 6,711 ..... '90
4. John Brian ..... 6,626 ..... '78
5. Cam Collins..... 6,485..... '15



# V NON-NCAA EVENT RECORDS

## Events that are not contested at current NCAA Championships

### INDOOR - WOMEN

<b>55 Meters</b>	6.82	Sonja Fridy	1986
<b>55m Hurdles</b>	7.90	Michele Johnson	1986
<b>60 Yards</b>	6.9h	Brenda Brown	1981
<b>60y Hurdles</b>	7.8h	Susan Brownell	1982
<b>300 Meters</b>	39.05	Jordan Lavender	2012
<b>440 Yards</b>	54.0h	Lisa Garrett	1981
<b>500 Meters</b>	1:09.89	Sonja Fridy	1987
<b>600 Yards</b>	1:24.67	Phyllis Buber	1985
<b>600 Meters</b>	1:32.88	Natalia Kuhn	2013
<b>880 Yards</b>	2:10.27	Kim Kelly	1985
<b>1,000 Meters</b>	2:44.40	Sandy Schuler	1985
<b>1,000 Yards</b>	2:30.43	Kim Kelly	1985
<b>1,500 Meters</b>	4:17.24	Margaret Groos	1981
<b>Two-Mile</b>	9:52.3h	Margaret Groos	1980
<b>Three-Mile</b>	15:25.25	Martha White	1982
<b>4x800m Relay</b>	8:55.19	Fabrizio, Weatherly, Gnade, Garcia	2011

### INDOOR - MEN

<b>55 Meters</b>	6.21	Bruce Randolph	1984
<b>55m Hurdles</b>	7.33	Robert Archer	1984
<b>60 Yards</b>	6.0h	Kent Merritt	1972
<b>300 Meters</b>	34.11	Anthony Swan	1986
<b>440 Yards</b>	49.9h	John Morris	1970
<b>500 Meters</b>	1:02.44	Paul Ereng	1988
<b>500 Yards</b>	1:02.79	David Revelle	1983
<b>600 Meters</b>	1:11.99	Dwayne Brake	1983
<b>600 Yards</b>	1:09.8h	David Revelle	1983
<b>880 Yards</b>	1:56.1h	James Wood	1973
<b>1,000 Meters</b>	2:20.57	Ray Brown	1984
<b>1,000 Yards</b>	2:07.31	Ray Brown	1984
<b>1,500 Meters</b>	3:45.04	John Hinton	1985
<b>Two-Mile</b>	8:40.49	Kris Herdt	1987
<b>Three-Mile</b>	13:43.03	Colin Peddie	1985
<b>Pentathlon</b>	3,915	Stephen Dunphy	1991
<b>4x800m Relay</b>	7:26.49	Vrhovac, A. Bowman, Taye, Andrews	2010

### OUTDOOR - WOMEN

<b>3,000 Meters</b>	9:07.84	Margaret Groos	1979
<b>2,000m Steeplechase</b>	6:59.52	Sara Sargent	2014
<b>Old Javelin</b>	55.98m (183' 8")	Julia Solo	1989
<b>4x200m Relay</b>	1:36.25	Chaney, McKenzie, Wright, Lavender	2015
<b>4x800m Relay</b>	8:32.13	Bryant, Nicholson, Welch, Haworth	1982
<b>4x1,500m Relay</b>	17:48.76	Downey, Schuler, McBride, Rowen	1987
<b>Distance Medley Relay</b>	10:57.13	Gay, Smith, Harper, Garcia	2011

### OUTDOOR - MEN

<b>100 Yards</b>	9.3h	Kent Merritt	1973
<b>220 Yards</b>	20.6s	Tony Sepp	1960
<b>440 Yards</b>	47.7h	John Morris	1970
<b>120y Hurdles</b>	13.8h	Kevin Williams	1977
<b>400y Hurdles</b>	50.9h	Karl Williams	1977
<b>3,000 Meters</b>	8:14.33	Brent Demarest	2015
<b>Old Javelin</b>	72.24m (237' 0")	Ed Mikula	1978
<b>4x200m Relay</b>	1:25.30	Virginia	2002
<b>4x800m Relay</b>	7:12.15	Johnson, Roller, Kostelac, Andrews	2011
<b>4x1,500m Relay</b>	15:09.34	Sullivan, Brown, Hodge, Draddy	1981
<b>4xMile Relay</b>	16:22.49	Taye, Tschirhart, Heineking, Jesien	2009
<b>Distance Medley Relay</b>	9:25.56	Revelle, Hinton, Brown, Draddy	1983
<b>Shuttle Hurdle Relay</b>	57.10	Abidin, Wilks, Word, Archer	1982
<b>Sprint Medley Relay</b>	3:15.20	Palmer, Archer, E. Brown, R. Brown	1984

# V LANNIGAN FIELD RECORDS

## LANNIGAN FIELD WOMEN'S RECORDS

Event.....	Name.....	Affiliation.....	Time/Mark .....	Date .....
100 meters.....	Brianna Duncan.....	North Carolina.....	11.27 .....	2018 .....
200 meters.....	Rochelle Stevens.....	Morgan State.....	22.84 .....	1987 .....
400 meters.....	Marlena Wesh.....	Clemson.....	51.43 .....	2012 .....
800 meters.....	Hanna Green.....	Virginia Tech.....	2:02.17 .....	2017 .....
1,500 meters.....	Nicole Sifuentes.....	Saucony.....	4:09.35.....	2015 .....
3,000 meters.....	Betty Springs.....	NC State.....	9:01.6.....	1983 .....
5,000 meters.....	Rachele Schulist.....	Michigan State.....	15:36.33.....	2015 .....
10,000 meters.....	Tara Jameson.....	Iona.....	33:38.50.....	2016 .....
100-meter hurdles.....	Queen Harrison.....	Asics.....	12.70.....	2014 .....
400-meter hurdles.....	Autumne Franklin.....	Harvard.....	55.70.....	2016 .....
3,000-meter steeplechase.....	Leah O'Connor.....	Michigan State.....	9:41.88.....	2015 .....
4x100-meter relay.....	Oliver, Hitchcock, Carter, Gray.....	Kentucky.....	43.14.....	2016 .....
4x400-meter relay.....	Fluker, Bryant, Harrison, West.....	Clemson.....	3:33.68.....	2012 .....
<b>High Jump.....</b>	<b>Ann Bair.....</b>	<b>Virginia.....</b>	<b>1.85m (6' 1").....</b>	<b>1983.....</b>
<b>Pole Vault.....</b>	<b>Bridget Guy.....</b>	<b>Virginia.....</b>	<b>4.46m (14'7.5").....</b>	<b>2018.....</b>
Long Jump.....	Kenyattia Hackworth.....	Unattached.....	6.79m (22' 3.5").....	2016 .....
Triple Jump.....	Ayana Alexander.....	Trinidad & Tobago.....	14.14m (46' 4.75").....	2012 .....
Shot Put.....	Brittany Crew.....	Club Sisu Throws.....	18.02m (59'1.5").....	2017 .....
Discus Throw.....	Katelyn Daniels.....	Michigan State.....	59.07m (193' 9").....	2016 .....
Hammer Throw.....	Laura Igaune.....	Latvia.....	67.75m (222'3).....	2018 .....
Javelin Throw.....	Irena Sediva.....	Virginia Tech.....	55.96m (183' 7").....	2016 .....
Heptathlon.....	Chelsea Carrier-Eades.....	USA.....	5,930 points.....	2016 .....

## LANNIGAN FIELD MEN'S RECORDS

Event.....	Name.....	Affiliation.....	Time/Mark .....	Date .....
100 meters.....	Kemar Hyman.....	Florida State.....	10.07 .....	2012 .....
200 meters.....	Segun Makinde.....	Ottawa.....	20.56.....	2014 .....
.....	Rondell Sorrillo.....	Nike.....	20.56.....	2016 .....
400 meters.....	Brycen Spratling.....	Pittsburgh.....	45.22.....	2014 .....
800 meters.....	Isaiah Harris.....	Penn State.....	1:45.12.....	2017 .....
1,500 meters.....	Henry Wynne.....	Virginia.....	3:38.05.....	2016 .....
3,000 meters.....	Garrett Jeffries.....	Missouri.....	8:25.07.....	2008 .....
5,000 meters.....	Randy Reina.....	Unattached.....	13:39.09.....	1986 .....
<b>10,000 meters.....</b>	<b>Arsene Guillorel.....</b>	<b>Samford.....</b>	<b>29:00.69.....</b>	<b>2018.....</b>
110-meter hurdles.....	Devon Hill.....	Miami.....	13.35.....	2012 .....
400-meter hurdles.....	Bershawn Jackson.....	Nike.....	48.76.....	2014 .....
3,000-meter steeplechase.....	Ole Hesselbjerg.....	Eastern Kentucky.....	8:33.78.....	2015 .....
4x100-meter relay.....	Hyman, Williams, Mitchell, Ambler.....	Florida State.....	39.08.....	2012 .....
4x400-meter relay.....	Villanova.....	Villanova.....	3:05.01.....	1985 .....
High Jump.....	Samuel Shoultz.....	Maryland.....	2.24m (7' 4.25").....	2018 .....
Pole Vault.....	Hunter Hall.....	Virginia Tech.....	5.40m (17' 8.5").....	2012 .....
Long Jump.....	Luca Wieland.....	Minnesota.....	7.91m (25' 11.5").....	2016 .....
Triple Jump.....	Olu Olamigoke.....	Nigeria.....	16.73m (54' 10.75").....	2014 .....
<b>Shot Put.....</b>	<b>Filip Mihaljevic.....</b>	<b>Virginia.....</b>	<b>20.52m (67'4").....</b>	<b>2017.....</b>
Discus Throw.....	Sam Mattis.....	Penn.....	65.12m (213' 8").....	2016 .....
Hammer Throw.....	Sean Donnelly.....	Minnesota.....	73.31m (240' 6").....	2016 .....
Javelin Throw.....	Andy Farhinger.....	Heart Care Group.....	76.54m (251' 1").....	2013 .....
Decathlon.....	Gonzalo Barroilhet.....	Florida State.....	8,065 points.....	2012 .....

# VIRGINIA CHALLENGE RECORDS

## VIRGINIA CHALLENGE WOMEN'S RECORDS

Event	Name	Affiliation	Time/Mark	Year
100 meters	Kate Hall	Georgia	11.36	2017
200 meters	Paris Daniels	USA	23.18	2014
400 meters	Mary Wineberg	NYAC	52.06	2012
800 meters	Hanna Green	Virginia Tech	2:02.17	2017
1,500 meters	Nicole Sifuentes	Saucony	4:09.35	2015
5,000 meters	Rachele Schulist	Michigan State	15:36.33	2015
10,000 meters	Tara Jameson	Iona	33:38.50	2016
100-meter hurdles	Queen Harrison	Asics	12.70	2014
400-meter hurdles	Autumne Franklin	Harvard	55.70	2016
3,000-meter steeplechase	Leah O'Connor	Michigan State	9:41.88	2015
4x100-meter relay	Oliver, Hitchcock, Carter, Gray	Kentucky	43.14	2016
4x400-meter relay	Walker, Barnes, Hannan, Cavin	Ohio State	3:34.00	2015
<b>High Jump</b>	<b>Moira Cronin/Madeline Fagan</b>	<b>Virginia/Georgia</b>	<b>1.83m (6' 0")</b>	<b>2013/2017</b>
<b>Pole Vault</b>	<b>Bridge Guy</b>	<b>Virginia</b>	<b>4.46m (14' 7.5")</b>	<b>2018</b>
Long Jump	Kenyattia Hackworth	Unattached	6.79m (22' 3.5")	2016
Triple Jump	Ayana Alexander	Trinidad & Tobago	14.14m (46' 4.75")	2012
Shot Put	Nikki Okwelogu	Harvard	16.78m (55' 0.75")	2015
Discus Throw	Katelyn Daniels	Michigan State	56.04m (183' 10")	2015
Hammer Throw	Jillian Weir	Canada	66.13m (216' 11")	2017
Javelin Throw	Irena Sediva	Virginia Tech	55.96m (183' 7")	2016
Heptathlon	Chelsea Carrier-Eades	USA	5,930 points	2016

## VIRGINIA CHALLENGE MEN'S RECORDS

Event	Name	Affiliation	Time/Mark	Date
100 meters	Mark Jelks	USA	10.20	2014
200 meters	Segun Makinde	Ottawa	20.56	2014
	Rondell Sorriilo	Nike	20.56	2016
400 meters	Brycen Spratling	Pittsburgh	45.22	2014
800 meters	Isaiah Harris	Penn State	1:45.12	2017
<b>1,500 meters</b>	<b>Henry Wynne</b>	<b>Virginia</b>	<b>3:38.05</b>	<b>2016</b>
5,000 meters	Chartt Miller	Iona	13:49.60	2017
10,000 meters	Arsene Guillourel	Samford	29:00.69	2018
110-meter hurdles	Vincent Wyatt	Radford	13.65	2014
400-meter hurdles	Bershawn Jackson	USA	48.76	2014
3,000-meter steeplechase	Ole Hesselbjerg	Eastern Kentucky	8:33.78	2015
4x100-meter relay	Moffett, Smith, Chisena, Kowalchuk	Penn State	39.49	2017
4x400-meter relay	Bruton, Page, Faust, Blanks	Ohio State	3:05.91	2015
High Jump	Ryan Lockard	Minnesota	2.20m (7' 2.5")	2016
Pole Vault	Noah Gary	Michigan State	5.35m (17-6.5)	2017
Long Jump	Luca Wieland	Minnesota	7.91m (25' 11.5")	2016
Triple Jump	Olu Olamigoke	Nigeria	16.73m (54' 10.75")	2014
<b>Shot Put</b>	<b>Filip Mihaljevic</b>	<b>Virginia</b>	<b>20.52m (67' 4")</b>	<b>2017</b>
Discus Throw	Eshan Hadadi	Iran	64.01m (210' 0")	2013
Hammer Throw	Sean Donnelly	Minnesota	73.31m (240' 6")	2016
Javelin Throw	Andy Farhinger	Heart Care Group	76.54m (251' 1")	2013
Decathlon	Tim Ehrhardt	Michigan State	8,044 points	2018