

2019-20 VIRGINIA BASKETBALL

FACT BOOK

MAMADI
DIAKITE

BRAXTON
KEY

JAY
HUFF

KIHEI
CLARK





TABLE OF CONTENTS

2-3	Media Information	56-57	Year-by-Year Coaching Records
4.....	2019-20 Schedule	58.....	Scoring Records
5.....	2019-20 Numerical/Alphabetical Rosters	59.....	Top 20 Scorers
6-7	Head Coach Tony Bennett	60-61	Career Double-Doubles
8.....	Associate Head Coach Jason Williford	62.....	Rebounding Records
9.....	Assistant Coaches Brad Soderberg & Orlando Vandross	63.....	Field Goal/3-Point Records
10-13	Support Staff	64.....	Free Throws/Games/Minutes Records
14-15	Redshirt Senior Mamadi Diakite	65.....	Assists/Steals/Blocks/Turnovers Records
16-17	Senior Sam Hauser	66.....	Team Single-Game Records
18-19	Senior Braxton Key	67.....	Team Season Records
20-21	Redshirt Junior Jay Huff	68.....	Opponent Records
22-23	Junior Austin Kastra	69.....	Year-by-Year Team Stats
24-25	Sophomore Kihei Clark	70-71	Annual Statistical Leaders
26-27	Sophomore Jayden Nixon	72-76	Individual Career Statistics
28-29	Sophomore Kody Statmann	77.....	Virginia in the National Polls
30.....	Redshirt Freshman Francisco Caffaro	78.....	Postseason Results
31.....	Junior Tomas Woldetensae	79.....	ACC Honors
32.....	Freshman Chase Coleman	80-82	ACC History
33.....	Freshman Justin McKoy	83-87	All-Americans & Retired Numbers/Jerseys
34.....	Freshman Casey Morsell	88.....	National & Regional Honors
35.....	Freshman Kadin Shedrick	89-91	Cavaliers in the NBA
36.....	TV/Radio Roster	92-93	All-Time Letterwinners
37.....	John Paul Jones Arena	94-95	All-Time Jersey Numbers
38-39	2019 NCAA Champions	96-97	All-Time Series Records
40.....	2018-19 Season Highlights	98-107	All-Time Game-by-Game vs. Opponents
41.....	2018-19 Game-by-Game Results	108-117	Year-by-Year Results
42.....	2018-19 Statistics/Honors	118.....	2018-19 Virginia Athletics Highlights
43.....	2018-19 Points-Rebounds-Assists	119.....	Virginia Administration
44-53	2018-19 Box Scores	120-122	UVA Senior Staff
54.....	2018-19 Starters/Honors	123.....	Cavaliers on the Air
55.....	2018-19 Virginia/Opponent Highs & Lows		





Virginia's 2019-20 men's basketball fact book was prepared by the UVA athletics media relations office to assist the news media in its coverage of the Cavaliers this season. Requests for additional information, feature materials and photographs should be made to the athletics media relations office.

Athletics Media Relations Office
University of Virginia
P.O. Box 400853
Charlottesville, VA 22904-4853
(434) 982-5500

The UVA athletics media relations office is located in John Paul Jones Arena. Regular business hours are 9 a.m. to 5 p.m., Monday through Friday.

PRESS CREDENTIALS

Media members interested in obtaining season or game credentials should apply online at www.sportssystem.com/virginiahoops. Credential requests should be submitted no later than seven (7) days prior to the game. Credentials that can't be mailed will be held for pickup at the will call window at John Paul Jones Arena. You must have a press pass to be admitted to the media area and the press room.

PHOTO CREDENTIALS

All photographers and camera operators must wear a visible credential issued by the Virginia athletics media relations office. Photographers work from the baselines at both ends of the court at John Paul Jones Arena. Live television is given top priority for courtside space.

PRESS PARKING

Press parking passes are provided upon request on a limited basis. Please request your parking pass during the online credential application process.

INTERVIEWS

All requests for interviews with Virginia basketball coaches and players should be made through Erich Bacher in the athletics media relations office. It is requested you allow the athletics media relations staff at least one day to arrange an interview.

POSTGAME INTERVIEWS

Virginia head coach Tony Bennett, two Virginia student-athletes and the visiting head coach will meet with media representatives in the press room after each game at John Paul Jones Arena. Coach Bennett will be available in the press room approximately 10 minutes after the conclusion of the game, followed by two Virginia student-athletes or the visiting coach. Other Virginia players will be available upon request near the JPI press room.

UVA SPORTS APP

The Virginia Sports mobile app is available for download by searching for "Virginia Athletics" or "UVA sports." The App features features news, live stats, schedules, results and news information for each of UVA sports programs, articles from Jeff White, audio and video content and more.

RADIO

Each visiting school is allowed one radio broadcast from John Paul Jones Arena. The Virginia athletics media relations office provides two ISDN lines and three business touchtone lines for use by the visiting broadcast crew. Radio network crews work from a courtside location at the scorer's table. Three seats are available at the table for visiting radio crews.

GAME SERVICES

Information packets are available before each game at John Paul Jones Arena, and a full statistical summary and play-by-play sheets are distributed at halftime and after the game. Head coach and player quotes will be available after postgame interviews. A pregame meal is served for working members of the media in the press room on the event level of John Paul Jones Arena.

TELEPHONES/WIRELESS

Should you require your own telephone for game coverage, please contact Erich Bacher in the Virginia athletics media relations office. A wireless network is available at John Paul Jones Arena for media. A UVA media relations representative will provide login directions.

ACC COACHES TELECONFERENCE

The 2020 ACC Men's Basketball Weekly Teleconference begins Monday, Jan. 6, 2020, and continues each Monday through March 2. Each coach will have 10 minutes to make an opening statement and answer questions. There will be an instant replay of each teleconference on the Conference's internet site TheACC.com each Monday afternoon. Coaches whose teams play on Monday evening will not participate in that day's teleconference.

Here is head coach Tony Bennett's (and Virginia's ACC weekly opposing coach) 2020 ACC Teleconference schedule:

Monday, Jan. 6
11:30 a.m. (Christian 10:30 a.m., Boeheim 11:50 a.m.)

Monday, Jan. 13
11:30 a.m. (Pastner 10:50 a.m., Hamilton 12:20 p.m.)

Monday, Jan. 27
11:30 a.m. (Hamilton Noon)

Monday, Feb. 3
11:30 a.m. (Brownell 10:40 a.m., Mack Noon)

Monday, Feb. 10
11:30 a.m. (Williams 11:40 a.m., Brey 12:20 p.m.)

Monday, Feb. 17
11:30 a.m. (Christian 10:30 a.m., Capel 11:10 a.m.)

Monday, Feb. 24
11:30 a.m. (Krzyszewski 12:10 p.m., Young 12:30 p.m.)

Monday, March 2
11:30 a.m. (Larrañaga 11 a.m., Mack Noon)

QUICK FACTS

THE UNIVERSITY

Location: Charlottesville, Va. 22904-4853
Founded: 1819 by Thomas Jefferson
Enrollment: 22,985 (16,239 undergraduate)
President: James E. Ryan
Athletics Director: Carla Williams
Faculty Athletics Representative: Carrie M. Heilman
Nicknames: Cavaliers, Wahoos, 'Hoos
Mascot: Cavalier
Colors: Orange and Blue
Song: "Good Old Song"
Arena: John Paul Jones Arena (14,623)
Affiliations: NCAA Division I, Atlantic Coast Conference

TELEPHONE NUMBERS TO NOTE

(Area Code 434)
Athletics Director: 982-5100
Basketball Office: 982-5400
Athletics Ticket Office: 924-UVA1, (800) 542-UVA1
Athletics Media Relations Office: 982-5500
Athletics Media Relations Fax: 982-5525

BASKETBALL INFORMATION

2018-19 Record: 35-3
ACC Regular-Season Finish: 16-2, T-1st
ACC Tournament Finish: ACC Semifinals
Postseason: NCAA Champions
Starters Returning: 2
Mamadi Diakite, F, 6-9, 7.4 ppg, 4.4 rpg, 1.7 bpg
Kihei Clark, G, 5-9, 4.5 ppg, 2.3 rpg, 2.6 apg
Starters Lost: 3
Kyle Guy, G, 6-2, 15.4 ppg, 4.5 rpg
De'Andre Hunter, G, 6-7, 15.2 ppg, 5.1 rpg
Ty Jerome, G, 6-5, 13.6 ppg, 5.5 apg
Lettermen Returning/Lost: 7/6
Head Coach: Tony Bennett (Green Bay, '92), 11th year
Record at Virginia: 254-89, 10 years
Career Record: 323-122, 13 years
Associate Head Coach:
Jason Williford (Virginia '95), 11th year
Assistant Coaches:
Brad Soderberg (UW-Stevens Point '85), 5th year
Orlando Vandross (AIC '92), 5th year
Director of Recruiting/Player Development:
Kyle Getter (Hanover College '01), 2nd year
Director of Player Development/Coaching Staff Consultant:
Kirk Penney (Wisconsin '15), 1st year
Associate AD for MBB Administration/Operations:
Ronnie Wideman (Washington State '06), 11th year
Director of Scouting/Recruiting:
Larry Mangino (Montclair State '83), 4th year
Director of Player Personnel:
Johnny Carpenter (Virginia '13), 5th year
Strength and Conditioning Coach:
Mike Curtis (Virginia '98), 11th year
Athletic Trainer:
Ethan Saliba (Kansas '79), 37th year
Assistant AD for Public Relations:
Erich Bacher (UW-Stevens Point '92), 8th year



OPPONENT SID CONTACT INFO

School	Basketball SID	Phone	Email	Athletics Website	Men's Basketball Twitter
ACC	Andy Fledgerjohann	(434) 906-0075	afledger@theacc.org	theacc.com	@accmbb
Arizona State	Doug Tammaro	(480) 734-7795	Tammaro@asu.edu	thesundevils.com	@SunDevilHoops
Boston College	Mike Laprey	(617) 552-2193	laprey@bc.edu	bceagles.com	@BCMBB
Clemson	Ben Winterrowd	(864) 656-1985	winterr@clemson.edu	clemsonathletics.com	@ClemsonMBB
Columbia	Mike Kowalsky	(212) 854-7064	mk3531@columbia.edu	gocolumbialions.com	@CULionsMBB
Duke	Mike DeGeorge	(919) 668-1712	michael.degeorge@duke.edu	goduke.com	@DukeMBB
Florida State	Chuck Walsh	(850) 644-1077	cwalsh@fsu.edu	seminoles.com	@fsuhoops
Georgia Tech	Mike Stamus	(404) 894-5445	mstamus@athletics.gatech.edu	ramblinwreck.com	@GTMBB
JMU	Jason Krech	(540) 568-7910	krechjb@jmu.edu	jmusports.com	@JMUMBasketball
Louisville	Kenny Klein	(502) 852-6581	kenny@gocards.com	gocards.com	@LouisvilleMBB
Maine	Tyler Neville	(207) 581-4849	tyler.neville@maine.edu	goblackbears.com	@BlackBearsMBB
UMass	Matt Houde	(978) 766-2423	mhoude@umass.edu	umassathletics.com	@UMassBasketball
Miami	Alex Schwartz	(305) 284-3249	alexschwartz@miami.edu	hurricanesports.com	@CanesHoops
Navy	Justin Kischefsky	(410) 293-8772	kischefs@usna.edu	navysports.com	@NavyAthletics
North Carolina	Steve Kirschner	(919) 962-7258	stevekirschner@unc.edu	goheels.com	@UNC_Basketball
NC State	Craig Hammel	(919) 746-9894	cwhamme2@ncsu.edu	gopack.com	@PackMensBball
Notre Dame	Alan Wasielewski	(574) 631-8458	awasiele@nd.edu	und.com	@NDmbb
Pittsburgh	Matt Plizga	(412) 648-8240	mplizga@athletics.pitt.edu	pittsburghpanthers.com	@Pitt_MBB
Purdue	Chris Forman	(765) 494-3201	cforman@purdue.edu	purduesports.com	@BoilerBall
St. John's	Stephen Dombroski	(718) 990-6897	dombross@stjohns.edu	redstormsports.com	@StJohnsBBall
South Carolina	Emily Miles	(803) 777-5204	efeene@sc.edu	gamecocksonline.com	@GamecockMBB
Stony Brook	Cameron Boon	(631) 632-7289	Cameron.boon@stonybrook.edu	stonybrookathletics.com	@StonyBrookMBB
Syracuse	Pete Moore	(315) 443-2608	pimoore@syr.edu	cuse.com	@Cuse_MBB
Vermont	Dustin Parker	(802) 656-7699	dustin.parker@uvm.edu	uvmathletics.com	@UVMmbb
Virginia Tech	Lance Dozier	(540) 231-1494	Lance17@vt.edu	hokiesports.com	@HokiesMBB
Wake Forest	Steve Kirkland	(336) 758-6099	kirklasg@wfu.edu	godeacs.com	@WakeMBB

VIRGINIA ATHLETICS MEDIA RELATIONS



Erich Bacher

Assistant AD for Public Relations
Primary MBB Contact

Office: (434) 982-5530
Cell: (720) 318-5538
Email: bacher@virginia.edu
Twitter: @ErichJBacher



Kristin Thurman

Assistant Director
Secondary MBB Contact

Office: (434) 297-7644
Cell: (864) 934-4704
Email: kristinthurman@virginia.edu

SOCIAL MEDIA

Twitter@UVAmenHoops
@VirginiaSports
Facebook.....uvmenshoops
Instagram@UVAmenHoops
Snapchat.....#gohoops

IMPORTANT PHONE NUMBERS

Athletics Media Relations..... (434) 982-5500
Athletics Media Relations Fax..... (434) 982-5525
Athletics Director (434) 982-5100
Basketball Office (434) 982-5400
Sports Promotions (434) 982-5600
Athletics Ticket Office (434) 924-UVA1
(800) 542-UVA1

VISIT UVA'S WEB SITES

Information on all of Virginia's 27 varsity sports is available on the UVA athletics department's official web sites:
VirginiaSports.com
VirginiaSportsTV.com

VIRGINIA SPORTS APP

The Virginia Sports mobile app enables fans to follow all 27 University of Virginia sports teams from one place. Fans can access the latest Cavalier sports news, schedules, rosters, stats and scores. It also integrates live stats and media feeds from the Virginia Sports Network and VirginiaSports.com.

Cavalier fans may purchase tickets and merchandise right from the app, and they can favorite their preferred sports to receive notifications for those specific UVA teams.

The app includes an innovative HoosCam feature where fans can share experiences and photos with custom filters on social media right from the app.

The Game Day Feature for football and basketball assists fans at Scott Stadium and John Paul Jones Arena to easily locate concessions, merchandise, restrooms and other in-venue amenities. Using FanThreeSixty's unique mobile platform, UVA can geo-fence athletics venues to share targeted notifications and promotional offers to fans in attendance.

SCHEDULE



2019-20 UVA MEN'S BASKETBALL

Date	Opponent	Location (Venue)	Time (ET)	TV
Nov. 6 (Tue)	at Syracuse *	Syracuse, N.Y.	9 p.m.	ACC Network
Nov. 10 (Sun)	JMU	Charlottesville, Va.	6 p.m.	ESPN
Nov. 16 (Sat)	Columbia ^	Charlottesville, Va.	Noon	ACC Network
Nov. 19 (Tue)	Vermont ^	Charlottesville, Va.	7 p.m.	RSN
Nov. 23 (Sat)	vs. UMass ^	Uncasville, Conn.	Noon	ESPNNews
Nov. 24 (Sun)	vs. Arizona State/St. John's ^	Uncasville, Conn.	1/3:30 p.m.	ESPN/2
Nov. 27 (Wed)	Maine	Charlottesville, Va.	4 p.m.	ACC Network
Dec. 4 (Wed)	at Purdue %	West Lafayette, Ind.	7:15/7:30 p.m.	ESPN/2
Dec. 7 (Sat)	North Carolina *	Charlottesville, Va.	TBA	ACC Network
Dec. 18 (Wed)	Stony Brook	Charlottesville, Va.	6:30 p.m.	ACC Network
Dec. 22 (Sun)	South Carolina	Charlottesville, Va.	3 p.m.	ABC
Dec. 29 (Sun)	Navy	Charlottesville, Va.	4 p.m.	ESPN2
Jan. 4 (Sat)	Virginia Tech *	Charlottesville, Va.	2 p.m.	RSN
Jan. 7 (Tue)	at Boston College *	Chestnut Hill, Mass.	7 p.m.	ESPN/2/U/ACCN
Jan. 11 (Sat)	Syracuse *	Charlottesville, Va.	4 p.m.	ESPN/2
Jan. 15 (Wed)	at Florida State *	Tallahassee, Fla.	7 p.m.	ESPN2/U
Jan. 18 (Sat)	at Georgia Tech *	Atlanta, Ga.	8 p.m.	ACC Network
Jan. 20 (Mon)	NC State *	Charlottesville, Va.	7 p.m.	ESPN
Jan. 26 (Sun)	at Wake Forest *	Winston-Salem, N.C.	Noon	ACC Network
Jan. 28 (Tue)	Florida State *	Charlottesville, Va.	7 p.m.	ESPN/2/U
Feb. 5 (Wed)	Clemson *	Charlottesville, Va.	7 p.m.	RSN
Feb. 8 (Sat)	at Louisville *	Louisville, Ky.	4 p.m.	ESPN2/U
Feb. 11 (Tue)	Notre Dame *	Charlottesville, Va.	9 p.m.	ESPN/2/U
Feb. 15 (Sat)	at North Carolina *	Chapel Hill, N.C.	6/8 p.m.	ESPN/2
Feb. 19 (Wed)	Boston College *	Charlottesville, Va.	8 p.m.	ACC Network
Feb. 22 (Sat)	at Pitt *	Pittsburgh, Pa.	Noon	ESPN/2
Feb. 26 (Wed)	at Virginia Tech *	Blacksburg, Va.	7 p.m.	ESPN/2/U/ACCN
Feb. 29 (Sat)	Duke *	Charlottesville, Va.	4/6/8 p.m.	ESPN/2
March 4 (Wed)	at Miami *	Coral Gables, Fla.	9 p.m.	ACC Network
March 7 (Sat)	Louisville *	Charlottesville, Va.	4 p.m.	ESPN/2
Mar. 10-14 (Tue-Sat)	at ACC Tournament **	Greensboro, N.C. (Greensboro Coliseum)		

Home games in **Bold**

All times Eastern

* - ACC Game

^ - Air Force Reserve Tip-Off Tournament

% - B1G/ACC Challenge

** - ACC Tournament, Greensboro, N.C.



NUMERICAL

No.	Name	Pos.	Ht.	Wt.	Yr.	Hometown/Last School [Previous College]
0	Kihe Clark *	G	5-9	163	So.	Woodland Hills, Calif./Taft Charter
2	Braxton Key *	G	6-8	230	Sr.	Charlotte, N.C./Oak Hill Academy [Alabama]
4	Justin McKoy	F	6-8	221	Fr.	Cary, N.C./Panther Creek
5	Jayden Nixon *	G	6-3	192	So.	Charlottesville, Va./Choate Rosemary Hall (Conn.)
10	Sam Hauser %	F	6-8	225	Sr.	Stevens Points, Wis./SPASH [Marquette]
12	Chase Coleman	G	5-9	154	Fr.	Norfolk, Va./Maury
13	Casey Morsell	G	6-3	195	Fr.	Fort Washington, Md./St. John's College
21	Kadin Shedrick	F	6-11	215	Fr.	Raleigh, N.C./Holly Springs
22	Francisco Caffaro	C	7-0	244	R-Fr.	El Trebo, Sante Fe, Argentina/NBA Global Academy
23	Kody Stattnann *	G	6-7	200	So.	Bentley Park, Queensland, Australia/St. Augustine's College
24	Austin Katstra **	F	6-6	227	Jr.	Charlottesville, Va./Albemarle
25	Mamadi Diakite ***	F	6-9	224	R-Sr.	Conakry, Guinea, Africa/Blue Ridge School (Va.)
30	Jay Huff **	F	7-1	243	R-Jr.	Durham, N.C./Voyager Academy
53	Tomas Woldetensae	G	6-5	196	Jr.	Bologna, Italy/Indian Hills Community College (Iowa)

ALPHABETICAL

No.	Name	Pos.	Ht.	Wt.	Yr.	Hometown/Last School [Previous College]
22	Francisco Caffaro	C	7-0	244	R-Fr.	El Trebo, Sante Fe, Argentina/NBA Global Academy
0	Kihe Clark *	G	5-9	163	So.	Woodland Hills, Calif./Taft Charter
12	Chase Coleman	G	5-9	154	Fr.	Norfolk, Va./Maury
25	Mamadi Diakite ***	F	6-9	224	R-Sr.	Conakry, Guinea, Africa/Blue Ridge School (Va.)
10	Sam Hauser %	F	6-8	225	Sr.	Stevens Points, Wis./SPASH [Marquette]
30	Jay Huff **	F	7-1	243	R-Jr.	Durham, N.C./Voyager Academy
24	Austin Katstra **	F	6-6	227	Jr.	Charlottesville, Va./Albemarle
2	Braxton Key *	G	6-8	230	Sr.	Charlotte, N.C./Oak Hill Academy [Alabama]
4	Justin McKoy	F	6-8	221	Fr.	Cary, N.C./Panther Creek
13	Casey Morsell	G	6-3	195	Fr.	Fort Washington, Md./St. John's College
5	Jayden Nixon *	G	6-3	192	So.	Charlottesville, Va./Choate Rosemary Hall (Conn.)
21	Kadin Shedrick	F	6-11	214	Fr.	Raleigh, N.C./Holly Springs
23	Kody Stattnann *	G	6-7	200	So.	Bentley Park, Queensland, Australia/St. Augustine's College
53	Tomas Woldetensae	G	6-5	196	Jr.	Bologna, Italy/Indian Hills Community College (Iowa)

* - Letters earned

% - will sit out the 2019-20 season due to NCAA transfer rules

Head Coach: Tony Bennett (Green Bay '92/11th season)

Associate Head Coach: Jason Williford (Virginia '95/11th season)

Assistant Coach: Orlando Vandross (American International College '92/fifth season)

Assistant Coach: Brad Soderberg (UW-Stevens Point '85/fifth season)

Director of Recruiting/Player Development: Kyle Getter (Hanover College '01/second season)

Director of Player Development/Coaching Staff Consultant: Kirk Penney (Wisconsin '15/first season)

Director of Scouting/Recruiting: Larry Mangino (Montclair State '83/fourth season)

Director of Player Personnel: Johnny Carpenter (Virginia '13/fifth season)

Associate AD for Basketball Administration/Operations: Ronnie Wideman (Washington State '06/11th season)

Strength and Conditioning Coach: Mike Curtis (Virginia '98/11th season)

Associate AD / Head Athletic Trainer: Ethan Saliba (Kansas '79/37th season)

Assistant AD for Public Relations: Erich Bacher (UW-Stevens Point '92/eighth season)

PRONUNCIATION GUIDE

Kihe Clark	Key-Hey
Mamadi Diakite.....	Mama-DEE Dee-ah-KEE-tay
Francisco Caffaro	Cuh-FAR-oh
Sam Hauser	How-Zer
Casey Morsell	More-SELL
Tomas Woldetensae	Thomas Wohl-duh-TEN-sigh



Three-time National Coach of the Year Tony Bennett enters his 11th year as the Dean and Markel Families Men's Head Basketball Coach at the University of Virginia. Bennett came to Charlottesville after spending the previous three seasons as the head coach at Washington State, where he was the 2007 National Coach of the Year.

Virginia has amassed a 254-89 (.741) record in 10 seasons under Bennett's direction. The Cavaliers won their first NCAA national championship in 2019 after posting a school-record 35 wins and earning a share of their ninth ACC regular-season title. Bennett earned ACC Coach of the Year honors for the fourth time as UVA earned its fourth No. 1 seed for the NCAA Tournament in its school-record sixth straight NCAA Tournament appearance. Bennett recorded his 300th career win vs. Marshall as the Cavaliers amassed their most points (100) during his tenure. UVA has won 29 or more games in five of the last six seasons and 23 or more games in a school-best seven straight seasons under Bennett's direction.

In 2017-18, Bennett guided UVA to a 31-3 record and its first No. 1 ranking in the AP poll since 1982. The Cavaliers captured their eighth ACC regular-season title and third ACC Tournament championship, along with an ACC-record 17 league wins and ACC-record 9-0 mark on the road. Bennett became the sixth coach in ACC history to win at least three outright ACC regular-season titles (Frank McGuire, Vic Bubas, Dean Smith, Mike Krzyzewski and Roy Williams). He has led UVA to outright ACC regular-season and tournament championships in the same season two times (2014 and 2018). Bennett was named the U.S. Basketball Writers Association Henry Iba National Coach of the Year, earning the award for the third time to rank second all-time behind legendary John Wooden, who captured the award six times.

Bennett was honored as the ACC Coach of the Year by both the media and his peers in 2014 and 2015 as the Cavaliers became the first ACC school to win 16 conference games in consecutive years. In 2014-15, Bennett was honored as the USBWA National Coach of the Year. Bennett became the 15th coach in NCAA Division I history to reach the 200 career-win mark in fewer than nine seasons on Feb. 22, 2015, as the Cavaliers downed Florida State, 51-41.

Virginia has reached the postseason in each of the past eight seasons. In addition to their school-record 35-3 national championship season in 2018-19, the Cavaliers were 31-3 overall in 2017-18 to earn the No. 1 overall seed in the NCAA Tournament. In 2016-17, UVA went 23-11 and advanced to the second round of the NCAA Tournament for the fourth consecutive season. In 2015-16, the Cavaliers posted a 29-8 record and advanced to their first NCAA Elite Eight since 1995. Virginia posted its third 30-win season, won the ACC regular-season title and advanced to the NCAA round of 32 in 2014-15. The Cavaliers recorded their first 30-win season under Bennett, claimed the ACC regular-season and tournament titles and advanced to the NCAA Sweet 16 in 2013-14.

In 2012-13, the Cavaliers advanced to the NIT quarterfinals. In 2011-12, Bennett led Virginia to a 22-10 record and its first NCAA Tournament berth in five seasons. The 2012 USBWA District 3 Coach of the Year, Bennett guided the Cavaliers to their first winning season in the ACC (9-7) since 2006-07 and their most regular-season wins (22) since 1982-83.

Bennett's second Virginia team in 2010-11 compiled a 16-15 record (7-9 in ACC regular-season games). It was UVA's first winning season since 2007-08 as Virginia finished tied for seventh in the ACC regular-season standings after being picked to finish 11th in the preseason by the media. Bennett won his 100th game as a head coach during the 2010-11 season when the Cavaliers defeated Maryland 74-60 in College Park, Md. Bennett's first Virginia team finished the 2009-10 season with an overall record of 15-16, an improvement of five wins over the previous season (10-18 in 2008-09). The 15 wins included three victories over nationally-ranked opponents.

A hallmark of Bennett's teams has been defense, as his squads have ranked in the top five nationally in scoring defense in 10 of his 13 seasons as a head coach. UVA has led the nation in scoring defense five times under Bennett (2014, 2015, 2017, 2018, 2019).

Eight Virginia players - Mike Scott (Atlanta, 2012), Joe Harris (Cleveland, 2014), Justin Anderson (Dallas, 2015), Malcolm Brogdon (Milwaukee, 2016), Devon Hall (Oklahoma City, 2018), DeAndre Hunter (Los Angeles Lakers, 2019), Ty Jerome (Philadelphia, 2019) and Kyle Guy (New York, 2019) - have been selected in the NBA Draft during Bennett's 10-year tenure. Anderson became the first Virginia player selected in the first round (21st overall) since Cory Alexander in 1995, while Hunter was UVA's highest draft pick (4th overall) since Ralph Sampson was selected first overall in 1983.

Bennett was introduced as the head coach of the Virginia men's basketball program on April 1, 2009. Bennett led Washington State to a 69-33 record, including a 32-22 mark in the Pac-10. Washington State's 69 wins over those three seasons is the most over any three-year period in school history. He led the Cougars to the 2007 and 2008 NCAA Tournaments, the only time WSU has made consecutive NCAA Tournament appearances.

In his first season as a head coach in 2006-07, Bennett took a Washington State squad projected to finish last in the Pac-10 prior to the season and led it to 26 wins (26-8 record), matching the school record, and a second-place finish in the conference with a 13-5 mark. That year, the Cougars made their first NCAA Tournament appearance in 13 years, defeating Oral Roberts in the first round before suffering a double-overtime loss to Vanderbilt in the second round.

For his work in 2006-07, Bennett became the most decorated Pac-10 coach in a single season. He was named National Coach of the Year by nine organizations, including the Associated Press, The Sporting News and the U.S. Basketball Writers Association. In addition, Bennett was the Pac-10 Coach of the Year, the United States Basketball Writers Association District 9 Coach of the Year and the National Association of Basketball Coaches District 14 Coach of the Year.

In 2007-08, Bennett's Cougars were ranked in the AP preseason poll (10th) for the first time in school history and were ranked a school-record No. 4 during the season. The Cougars finished with a 26-9 record, once again tying the school record for wins, and had an 11-7 mark in the Pac-10. Washington State advanced to the NCAA Tournament's Sweet 16 for the first time in school history, defeating Winthrop and Notre Dame in the first two rounds of the tournament. The Cougars fell to top-seeded North Carolina in the NCAA regional semifinal in Charlotte, N.C.

In 2008-09, Bennett led the Cougars to their third consecutive postseason appearance. Washington State posted a 17-16 record and participated in the National Invitation Tournament. The Cougars defeated NCAA Tournament teams Arizona, Arizona State (twice), Mississippi State, and UCLA during the season. The road victory at UCLA was just the second for the Cougars at Pauley Pavilion in 53 years.

Bennett's teams have not only been successful on the court, but also in the classroom and community. UVA's Anthony Gill (2016), Brogdon (2015) and Harris (2014) were named to the NABC Allstate Good Works Team. Jerome Meyinsse received the ACC's Skip Prosser Award in 2010 as the conference's top men's basketball student-athlete, and Meyinsse and Will Sherrill were named to the 2010 ACC All-Academic Men's Basketball Team. Sherrill was named to the ACC All-Academic Basketball Team for the second consecutive year in 2011 and Will Regan was also named to the team. Four Washington State players were named to the 2009 Pac-10 All-Academic First Team, while a school-record five players were honored as Pac-10 All-Academic selections the previous year. The conference's Scholar Athlete of the Year for men's basketball in 2008 and 2009 were members of the Washington State program.

Before taking over as the head coach at Washington State, Bennett was on the staff of his father, Dick, for three seasons in Pullman, the last two as associate head coach. The previous four years Bennett was at Wisconsin, serving on the staffs of his father, Brad Soderberg and Bo Ryan. While Bennett was at Wisconsin, the Badgers participated in the NCAA Tournament all four years, reaching the 2000 Final Four and the Sweet 16 in 2003. Wisconsin also earned a share of the Big Ten title in 2002 and 2003. Bennett was instrumental in the recruitment of Devin Harris,



HEAD COACH TONY BENNETT

2019-20 UVA MEN'S BASKETBALL



the fifth overall pick in the 2004 NBA Draft, to Wisconsin.

Bennett served as an assistant coach for the gold-medal winning USA, which included Virginia's Mike Tobey, at the 2013 FIBA U19 World Championships in Prague, Czech Republic. In the summer of 2011, Bennett was a court coach for the USA Basketball Men's World University Games National Team training camp at the U.S. Olympic Training Center in Colorado Springs, Colo.

Bennett played for his father at Green Bay from 1989-92. He graduated from Green Bay in 1992 and finished his career as the Mid-Continent Conference's all-time leader in career points (2,285) and assists (601). His 49.7 career 3-point field goal percentage is still an NCAA record. Bennett helped the Phoenix to an 87-34 record during his collegiate career,

including one NCAA Tournament and two NIT appearances. He was twice named MCC Player of the Year, was the 1992 Frances Pomeroy Naismith Award winner (best senior player under six-feet tall) and was the 1992 GTE Academic All-American of the Year. Bennett was the 35th overall selection in the 1992 NBA Draft by the Charlotte Hornets and played with the team for three seasons.

In August of 2011 Bennett was named one of the Summit League's (formerly the Mid-Continent Conference) Top 30 Distinguished Contributors for the league's first 30 years at the Division I level. In January of 2016, Bennett was part of the Summit League's inaugural Hall of Fame class.

Bennett and his wife, Laurel, have two children - a daughter, Anna, and a son, Eli.

THE BENNETT FILE:

FAMILY

Wife: Laurel; Children - Anna and Eli

EDUCATION

College: 1992 - Green Bay, bachelor's degree in humanities
High School: 1988 - Preble High School (Green Bay, Wis.)

COACHING BACKGROUND

1996-97: Player-Coach, North Harbour Kings (Auckland, N.Z.)
1997-99: Head Coach, North Harbour Kings
1999-00: Staff Volunteer, University of Wisconsin
2000-03: Assistant Coach, University of Wisconsin
2003-04: Assistant Coach, Washington State University
2004-06: Associate Head Coach, Washington State University
2006-09: Head Coach, Washington State University
2009-pres: Head Coach, University of Virginia

NATIONAL COACH OF THE YEAR

2006-07: Naismith, AP, The Sporting News, USBWA
Basketball Times, CBS/Chevrolet, Collegehoops.net,
Collegiansider.com, Rivals.com
2014-15: USBWA
2017-18: Naismith, AP, USBWA, NABC, USA Today

REGIONAL COACH OF THE YEAR

2006-07: USBWA District 9, NABC District 14
2011-12: NABC District 3
2013-14: USBWA District 3, NABC District 2
2014-15: USBWA District 3, NABC District 2
2015-16: USBWA District 3
2017-18: USBWA District 3, NABC District 2
2018-19: NABC District 2

CONFERENCE COACH OF THE YEAR

2006-07: Pacific-10
2013-14: Atlantic Coast Conference
2014-15: Atlantic Coast Conference
2017-18: Atlantic Coast Conference
2018-19: Atlantic Coast Conference

2019-20 NCAA DI HEAD COACHES WHO PLAYED IN THE NBA

Steve Alford.....Nevada
Tony Bennett.....Virginia
Johnny Dawkins.....Central Florida
Juan Dixon.....Coppin State
Patrick Ewing.....Georgetown
Penny Hardaway.....Memphis
Steve Henson.....UTSA
Fred Hoiberg.....Nebraska
Juwon Howard.....Michigan
Lindsey Hunter.....Mississippi Valley State
Bobby Hurley.....Arizona State
Larry Krystkowiak.....Utah
Jim Les.....UC Davis
Mark Madsen.....Utah Valley
Dan Majerle.....Grand Canyon University
Danny Manning.....Wake Forest
Donyell Marshall.....Central Connecticut
Cuonzo Martin.....Missouri
Walter McCarty.....Evansville
Aaron McKie.....Temple
Scott Padgett.....Samford
John Pelphry.....Tennessee Tech
Mark Pope.....BYU
Terry Porter.....Portland
Lorenzo Romar.....Pepperdine
Jerry Stackhouse.....Vanderbilt
Damon Stoudemire.....Pacific
Darrell Walker.....Arkansas-Little Rock

BENNETT'S COACHING RECORD

Year	School	Position	Record (Conference)	Postseason
1999-00	Wisconsin	Staff Volunteer	22-14 (8-8)	NCAA Final Four
2000-01	Wisconsin	Assistant Coach	18-11 (9-7)	NCAA 1st Round
2001-02	Wisconsin	Assistant Coach	19-13 (11-5)	NCAA 2nd Round
2002-03	Wisconsin	Assistant Coach	24-8 (12-4)	NCAA Sweet 16
2003-04	Washington St.	Assistant Coach	13-16 (7-11)	
2004-05	Washington St.	Associate Head Coach	12-16 (7-11)	
2005-06	Washington St.	Associate Head Coach	11-17 (4-14)	
2006-07	Washington St.	Head Coach	26-8 (13-5)	NCAA 2nd Round
2007-08	Washington St.	Head Coach	26-9 (11-7)	NCAA Sweet 16
2008-09	Washington St.	Head Coach	17-16 (8-10)	NIT 1st Round
2009-10	Virginia	Head Coach	15-16 (5-11)	
2010-11	Virginia	Head Coach	16-15 (7-9)	
2011-12	Virginia	Head Coach	22-10 (9-7)	NCAA 2nd Round
2012-13	Virginia	Head Coach	23-12 (11-7)	NIT Quarterfinals
2013-14	Virginia	Head Coach	30-7 (16-2)	NCAA Sweet 16
2014-15	Virginia	Head Coach	30-4 (16-2)	NCAA 3rd Round
2015-16	Virginia	Head Coach	29-8 (13-5)	NCAA Elite Eight
2016-17	Virginia	Head Coach	23-11 (11-7)	NCAA 2nd Round
2017-18	Virginia	Head Coach	31-3 (17-1)	NCAA 1st Round
2018-19	Virginia	Head Coach	35-3 (16-2)	NCAA Champions
Head Coaching Totals (13 years)			323-122 (153-75)	9 NCAA, 2 NIT
at Washington State (3 years)			69-33 (32-22)	2 NCAA, 1 NIT
at Virginia (10 years)			254-89 (121-53)	7 NCAA, 1 NIT



JASON WILLIFORD

ASSOCIATE HEAD COACH
11th Season

Jason Williford is in his 11th year with the University of Virginia men's basketball program. He served as an assistant men's basketball coach for his first nine seasons before being promoted to associate head coach after the 2017-18 season. Williford is his 18th year as a men's assistant basketball coach at the collegiate level.

Williford has helped the Cavaliers capture three ACC regular-season championships, two ACC Tournament titles and six NCAA Tournament appearances in his nine seasons. UVA has won 30 or more games in three of the past five seasons and reached No. 1 in the AP rankings this season for the first time since 1982.

A former Virginia player, Williford was an assistant coach at American University for four years before coming to UVA and prior to that was an assistant coach at Boston University for five years. American won the Patriot League Championship and participated in the NCAA Tournament in each of his last two seasons with the program. During Williford's final four years at Boston University, the Terriers earned an NCAA Tournament berth in 2002 and then participated in the National Invitation Tournament for three consecutive years.

A native of Richmond, Va., Williford is a 1995 graduate of Virginia. During his four years as a member of the UVA men's basketball team, the Cavaliers won the NIT in 1992 and participated in the NCAA Tournament three times. Virginia reached the NCAA Tournament's Sweet 16 in 1993, the second round in 1994 and the Elite Eight in 1995 when he was a team captain.

After graduation, Williford played four years in the Icelandic Professional League and the Korean Basketball League. In 1995-96, he was named the Foreign MVP for the Haukar Club Team in the Icelandic Professional League. He also began his coaching career that season by heading up the Under-20 Haukar Club Team. From 1996-99, Williford played for two teams in the Korean Basketball League and earned All-Star honors.

Williford was an assistant coach with the boys' varsity basketball team at his alma mater, John Marshall High School, in 1999-2000.

Williford and his wife, Kwamina, have two sons, Austin and Cameron.

THE JASON WILLIFORD FILE:

FAMILY: He and his wife, Kwamina, have two sons, Austin and Cameron.

EDUCATION: Graduated from John Marshall High School in Richmond, Va., in 1991; received his bachelor's degree in psychology from the University of Virginia in 1995.

COACHING BACKGROUND: Head coach of the Under-20 Haukar Club Team in Iceland (1995-96); assistant coach at John Marshall High School (1999-2000); assistant coach at Boston University (2000-05); assistant coach at American University (2005-09); assistant coach at the University of Virginia (2009-18); second year as associate head coach at Virginia.





ASSISTANT COACHES



BRAD SODERBERG

ASSISTANT COACH
5th Season

Brad Soderberg is in his fifth season as an assistant coach at Virginia. Soderberg arrived at Virginia after serving as head coach of Lindenwood University for six seasons from 2009-15.

Soderberg also served as head coach at Saint Louis (2002-07), South Dakota State (1993-95) and Loras College (1988-93). He has posted a 338-204 career record in 19 seasons as a collegiate head coach.

He coached at Wisconsin for six years from 1995-2001 where he started as an assistant coach under Tony Bennett's father, Dick. Soderberg helped the Badgers advance to four NCAA Tournaments, including the 2000 Final Four, and one NIT appearance. In 2000-01, Soderberg took over as the interim head coach early in the season, and along with assistant coach Tony Bennett, guided Wisconsin to an 18-11 overall record and NCAA Tournament appearance. Soderberg was the first Wisconsin coach since 1911 to win his first eight games, and the first to lead the Badgers to the NCAA Tournament in his first year. He also spent one year as an assistant coach at Saint Louis in 2001-02 under former Washington head coach Lorenzo Romar.

In six years as the head coach at NCAA Division II Lindenwood, Soderberg was the school's all-time winningest head coach with 127 wins. He also holds the school record in winning percentage with a .690 mark. The Lions won at least 17 games in every season but one, which included the program's transition to the NCAA level. In the program's final year in the NAIA in 2010-11, Lindenwood won a HAAC Championship and advanced to the second round of the NAIA Division I National Tournament. Lindenwood went 28-3 during its transition season in 2012-13, and achieved school history by winning 20 games for three straight seasons. In three years in the NCAA and MIAA, Soderberg led Lindenwood to 47 conference victories. Soderberg compiled 80 wins as head coach at Saint Louis and led the Billikens to a pair of postseason berths. In 2002-03, CollegeInsider.com named him Conference USA Coach of the Year after leading the Billikens to a C-USA semifinal tournament appearance and NIT berth. In 2003-04, the Billikens advanced to the semifinals of the C-USA Tournament and second round of the NIT.

Soderberg was the head coach at South Dakota State (Brookings, S.D.) for two seasons and Loras College (Dubuque, Iowa) for five seasons. He was named the National Catholic Basketball Tournament Coach of the Year in 1992 after leading Loras to a runner-up finish. He also held previous coaching jobs at Loras, University of Wisconsin-Stevens Point, Colorado State and Fort Hays State. He also spent the 2008-09 school year at Loras as the interim Director of Athletics.

Soderberg was a two-year letterwinner under Dick Bennett at UW-Stevens Point. He teamed up with former NBA star Terry Porter to lead UW-Stevens Point to the 1984 NAIA National Championship game. Soderberg earned the "Hustle Award" at that tournament and earned first-team all-conference and all-district honors that year. He shot 56 percent from the field and 83 percent from the free-throw line during his career. Soderberg graduated from UW-Stevens Point in 1985 with a bachelor's degree in physical education. He earned a master's in physical education from Colorado State in 1986.

Soderberg and his wife, Linda, have two sons, Kramer and Davis, and a daughter, Daley.

THE BRAD SODERBERG FILE:

FAMILY: He and his wife, Linda, have two sons, Kramer and Davis, and a daughter, Daley.

EDUCATION: Graduated from Pacelli High School in Stevens Point, Wis., in 1980; received his bachelor's degree in physical education from the University of Wisconsin-Stevens Point in 1985; earned his master's degree in physical education from Colorado State in 1986.

COACHING BACKGROUND: Junior varsity head coach at UW-Stevens Point (1984-85); graduate assistant coach at Colorado State (1985-86); assistant coach at Fort Hays State (1986-87); assistant coach at Loras College (1987-88); head coach at Loras College (1988-93); head coach at South Dakota State (1993-95); assistant coach at Wisconsin (1995-2000); interim head coach at Wisconsin (2000-01); assistant at Saint Louis (2001-02); head coach at Saint Louis (2002-07); interim director of athletics at Loras College (2008-09); head coach at Lindenwood University (2009-15); fifth year as an assistant coach at the University of Virginia.



ORLANDO VANDROSS

ASSISTANT COACH
5th Season

Orlando Vandross enters his second season as an assistant coach with the Virginia men's basketball program after serving three seasons as director of recruiting/player development. Vandross spent five seasons as an assistant coach for Charlotte from 2011-15 after 13 seasons at Boston University as an assistant, including three as associate head coach.

During Vandross' time at Charlotte, the 49ers captured the 2013 Great Alaska Shootout and 2014 Puerto Rico Tip-Off titles and earned a bid to the 2013 NIT. In 2013-14, the 49ers received votes in the AP and the Coaches Polls for the first time since December of 2009. In 2012-13, the 49ers won 21 games which marked the program's first 20-win season since 2007-08. Charlotte posted another winning season in 2013-14, giving the 49ers back-to-back winning campaigns for the first time since 2007. In addition, Charlotte posted a victory over a top 15 program in three of his five seasons.

Vandross joined BU's staff in 1997 and helped the Terriers to four postseason appearances, including one NCAA Tournament and three NIT appearances. He also coached four America East Rookies of the Year and nine All-America East First Team selections.

Prior to BU, Vandross served as an assistant coach at Massasoit Community College for one season. Vandross was an assistant coach at Brockton (Mass.) High School in 1995. He also has been involved at the state and AAU levels. Vandross spent the 1993 and the 1994 seasons as the head coach of the South Shore Tigers AAU Team and was the head coach for the Coastal Region Team at the 1996 Bay State Games.

A graduate of American International College (AIC) in Springfield (Mass.) in 1992, Vandross ranked 13th in scoring at AIC and third on the career assist list.

Vandross and his wife, Deirdre, have twins, Darius and Madison.

THE ORLANDO VANDROSS FILE:

FAMILY: He and his wife, Deirdre, have twins, Darius and Madison.

EDUCATION: Graduated from Brockton High School in Brockton, Mass., in 1987; received his bachelor's degree in marketing from American International College in 1992.

COACHING BACKGROUND: Head coach of South Shore AAU Team (1992-94); assistant coach at Massasoit Community College (1994-1995); assistant coach at Brockton High School (1995-96); assistant coach at Boston University (1997-2010); assistant coach at Charlotte (2010-15); director of recruiting/player development at the University of Virginia (2015-18); second year as assistant coach at Virginia.



KYLE GETTER

**DIRECTOR OF RECRUITING/
PLAYER DEVELOPMENT**
2nd Season

Kyle Getter enters his second season as director of recruiting/player development for the Virginia men's basketball program. Getter joins the Cavaliers after serving the last three seasons as an assistant coach at Liberty under former UVA associate head coach Ritchie McKay.

The Flames went 43-29 during his last two seasons on the bench, making a pair of appearances in the CollegeInsider.com Tournament (CIT). Getter also served one season at Liberty under McKay in 2008-09, helping the Flames to a school-record 23 wins and another appearance in the CIT.

Before coming back to Liberty, Getter spent four seasons on Mike Jones' staff at Radford. Getter assisted the Highlanders to a two-year record of 44-25, the highest win total over any two-year period in program history.

Previous to coaching at Radford, Getter played an integral part in VCU's success from 2010-11, which included a College Basketball Invitational (CBI) title in 2010 and remarkable run to the NCAA Final Four in 2011. The Rams went from the First Four to the Final Four with wins over USC, Georgetown, Purdue, Florida State and Kansas. While on Shaka Smart's staff, the Rams posted 55 wins over two seasons, the highest total over any two-year span in program history.

Prior to his first stint at Liberty, Getter was an assistant coach at Walsh University in Ohio, where he helped the Cavaliers post a 26-5 record, win the AMC Championship and make a Sweet 16 appearance in the NAIA Division II National Tournament. The Cavaliers were ranked in the top 5 in the country for the majority of the 2007-2008 season.

Getter has also worked at Hanover College (Ind.), Dayton, Wright State and Marshall. While at Dayton, the Flyers finished the season with a 24-6 record after winning the 2003 A-10 Tournament championship and finished the season ranked No. 16 in the AP Poll.

A native of Miamisburg, Ohio, Getter received his undergraduate degree in physical education from Hanover College (Ind.) in 2001. Getter earned his master's degree from Dayton in 2004.

While at Hanover, he served as both a student assistant and assistant men's basketball coach from 1999-2002. He helped the team earn a three-year record of 60-18 and two HCAC championships. Before attending Hanover, Getter played two seasons at Centre College in Kentucky.

Getter and his wife, Michelle, have a son, William, and a daughter, Madelyn.

THE KYLE GETTER FILE:

FAMILY: He and his wife, Michelle, have a son, William, and a daughter, Madelyn.

EDUCATION: Graduated from Miamisburg High School in Miamisburg, Ohio, in 1997; played two seasons at Centre College from 1998-99; received his bachelor's degree in physical education from Hanover College (Ind.) in 2001; earned his master's degree in educational leadership from the University of Dayton in 2004.

COACHING BACKGROUND: Student assistant coach at Hanover College (2000-01); assistant coach at Hanover College (2002); graduate manager at the University of Dayton (2003); director of basketball operations at Wright State University (2004-05); director of basketball operations at Marshall University (2006-07); assistant coach at Walsh University (2008); assistant coach at Liberty University (2009); director of basketball operations at Virginia Commonwealth University (2010-11); assistant coach at Radford University (2012-15); assistant coach at Liberty University (2016-18); second year as director of recruiting/player development at the University of Virginia.



LARRY MANGINO

**DIRECTOR OF SCOUTING/
RECRUITING**
4th Season

Larry Mangino begins his fourth season as director of scouting/recruiting for the Virginia men's basketball program. Mangino brings 28 years of coaching experience, including nine years as a head coach and two years at the NBA level, to head coach Tony Bennett's staff.

Mangino served as an assistant coach at SMU from 2010-12 and returns to college basketball after serving as the athletics director at Charlottesville High School from 2013-16.

In 2011-12, SMU posted its most successful season in more than a decade, recording its first 20-win season and postseason bid since 1999-2000. Prior to SMU, Mangino spent two seasons as player development coach for the NBA's Denver Nuggets from 2008-10.

Before joining the Nuggets' staff, Mangino spent seven seasons as an assistant men's basketball coach at the Air Force Academy (2000-07). The Falcons made the 2004 and 2006 NCAA Tournaments and advanced to the semifinal round of 2007 National Invitation Tournament.

Prior to joining the Academy, Mangino was a head coach for nine seasons; first at Clark University in Massachusetts from 1991-96 and then at Ferrum College in Virginia from 1996-2000. At Clark, Mangino developed the Skills for Life program to help athletes prepare for their post-graduate careers.

Before becoming a head coach, Mangino worked as an assistant coach at George Washington from 1986-91, at Yale from 1984-86, and at Montclair State in 1983-84. He also helped George Washington to the NIT in 1990-91.

Mangino is a 1983 graduate of Montclair State, where he earned his bachelor's degree in physical education. He later earned his master's degree in human development from George Washington in 1996.

He was a three-year basketball letterwinner at Montclair State and helped the team to the 1981 regional championship. Mangino began his coaching career at Montclair as a graduate assistant in 1983-84.

Mangino has worked as a clinician at several major basketball camps, including the Boston Celtics rookie and free agent camp. He's also been active in community affairs throughout his career, including the Big Brother program.

Mangino and his wife, Ann, have two daughters, Chelsea and Grace. Chelsea is a former UVA student manager and current director of basketball operations at Liberty University under head coach and former UVA associate head coach Ritchie McKay.

THE LARRY MANGINO FILE:

FAMILY: He and his wife, Ann, have two daughters, Chelsea and Grace.

EDUCATION: Graduated from Waldwick High School in Waldwick, N.J., in 1978; received his bachelor's degree in physical education from Montclair State University in 1983; earned his master's degree in education and human resource development from George Washington University in 1996.

COACHING BACKGROUND: Assistant coach at Montclair State University (1983-84); assistant coach at Yale University (1984-86); assistant coach at George Washington University (1986-91); head coach at Clark University (1991-96); head coach at Ferrum College (1996-2000); assistant coach at United States Air Force Academy (2000-07); player development coach for Denver Nuggets (2008-10); assistant coach at Southern Methodist University (2010-12); fourth year as director of scouting/recruiting at the University of Virginia.



KIRK PENNEY

DIRECTOR OF PLAYER
DEVELOPMENT/COACHING
STAFF CONSULTANT
1st Season

Kirk Penney joined the Virginia men's basketball staff as a director of player development/coaching staff consultant in August of 2019.

He starred at the University of Wisconsin from 1999-2003 before enjoying a 15-year professional career. He helped the Badgers to the 2000 NCAA Final Four under the direction of Tony Bennett's father, Dick Bennett, and became the first Badger since 1952 to earn consecutive All-Big Ten first-team honors in 2002 and 2003. Penney helped the Badgers to a pair of Big Ten titles during his all-league seasons, and Wisconsin advanced to the NCAA Sweet 16 in 2003. Tony Bennett was on staff during each of Penney's four seasons at Wisconsin, including three seasons as an assistant coach from 2001-03.

Penney represented New Zealand at two Olympic Games (2000 and 2004) and four FIBA World Championships (2002, 2006, 2010 and 2014). He was part of the Tall Blacks' memorable fourth-place finish at the 2002 World Championships in Indianapolis, averaging 16.9 points per game and shooting 45.5 percent from 3-point range. Penney was the second-leading scorer at the 2010 World Championships in Turkey, averaging 24.7 points per game. He ranks 10th all-time in scoring at the FIBA World Cup (formerly known as the FIBA World Championships), scoring 447 points in 27 games (16.6 ppg).

He became the second New Zealand native to play in the NBA, appearing with the Miami Heat in 2003 and Los Angeles Clippers in 2005. He also played professionally in Spain, Israel, Lithuania, Germany, Turkey and Australia. Penney attended Westlake Boys High School in Auckland, New Zealand, the same high school as former Virginia captain Jack Salt.

Penney earned his undergraduate degree in landscape architecture from Wisconsin in 2015.

He and his wife, Audra, reside in Charlottesville with their daughters, Olivia and Ava, and son, Ben.

THE KIRK PENNEY FILE:

FAMILY: He and his wife, Audra, have two daughters, Olivia and Ava, and one son, Ben.

EDUCATION: Graduated from Westlake Boys School in Auckland, New Zealand, in 1998; earned his bachelor's of science degree in landscape architecture from the University of Wisconsin in 2015.

EXPERIENCE: First year as director of player development/coaching staff consultant at the University of Virginia (2019-20).



RONNIE WIDEMAN

ASSOCIATE ATHLETICS
DIRECTOR FOR BASKETBALL
ADMINISTRATION/OPERATIONS
11th Season

Ronnie Wideman is the associate athletics director for men's basketball administration/operations at Virginia. Wideman joined the men's basketball staff at UVA in April of 2009 as assistant director of men's basketball operations/video coordinator.

He was an operations assistant in the men's basketball program at Washington State University for three years prior to joining the staff at Virginia. At Washington State, Wideman coordinated team travel, official visits of recruits and video exchange, organized summer camps, oversaw facility scheduling and the managerial staff, managed the program's budget and performed a number of other administrative duties.

Wideman joined the Washington State staff after serving four years as a student manager with the Cougars' program. He assisted with the day-to-day operations of the program as a student manager, including working with video exchange, team travel, equipment distribution, summer camps, the supervision of volunteer managers, and editing game and practice video footage.

Wideman, who is from Washougal, Wash., graduated summa cum laude from Washington State in 2006 with a degree in kinesiology. Wideman earned his master's degree in sport management from West Virginia in 2012.

Wideman and his wife, Courtney, and daughter, Emily, reside in Charlottesville.

THE RONNIE WIDEMAN FILE:

FAMILY: He and his wife, Courtney, have one daughter, Emily.

EDUCATION: Graduated from Washougal High School in Washougal, Wash., in 2001; earned his bachelor's degree in kinesiology from Washington State University in 2006; earned his master's degree in sport management from West Virginia University in 2012.

EXPERIENCE: Operations assistant for the men's basketball program at Washington State University (2006-09); assistant director of operations/video coordinator for men's basketball at the University of Virginia (2009-12); assistant athletics director for basketball administration at Virginia (2012-16); fourth year as associate athletics director for basketball administration/operations at Virginia.



JOHNNY CARPENTER

DIRECTOR OF PLAYER PERSONNEL
5th Season

Johnny Carpenter enters his fifth season at Virginia and second season as director of player personnel where he assists in opponent and self-scouting, recruiting and video analysis. Carpenter served as the basketball technology assistant for three seasons at UVA from 2015-18.

In the summer of 2018, Carpenter helped Slovakia's U18 Men's National Team to a 14th-place finish in the FIBA Euro Cup B Division as an assistant coach. Carpenter assisted Slovakia's U16 team in the FIBA Euro Cup B Division in the summer of 2019.

Carpenter returned to Charlottesville in 2015 after a one-year stint as an assistant video coordinator with the NBA's Dallas Mavericks in 2014-15.

He served four seasons as a team manager for the Virginia men's basketball program from 2010-13. Carpenter served as head manager during the 2012-13 season and was the recipient of the Bob Goodman Award for service to the University of Virginia athletics department.

Carpenter worked as a graduate assistant coach with the Virginia women's basketball team in 2013-14, assisting the team in film editing and breakdown, scouting and budgeting.

As the assistant video coordinator with the Mavericks in 2014-15, Carpenter assisted in film editing and breakdown, opponent and self-scouting, and statistical analysis. He worked closely with Mavericks head coach Rick Carlisle and assisted in player development workouts for Mavericks' players including Dirk Nowitzki, Tyson Chandler and Chandler Parsons.

A native of Great Falls, Va., Carpenter graduated from the University of Virginia in 2013 with a bachelor's degree in foreign affairs. He earned his master's degree in higher education administration from UVA in 2014.

THE JOHNNY CARPENTER FILE:

EDUCATION: Graduated from Saint Anselm's Abbey School in Washington, D.C., in 2009; earned his bachelor's degree in foreign affairs from the University of Virginia in 2013; received his master's degree in higher education administration from Virginia in 2014.

EXPERIENCE: Manager for the men's basketball program at the University of Virginia (2010-13); graduate assistant coach for the women's basketball team at Virginia (2013-14); assistant video coordinator for the NBA's Dallas Mavericks (2014-15); basketball technology assistant at Virginia (2016-18); first season as the director of player personnel at Virginia.



MIKE CURTIS

HEAD STRENGTH AND CONDITIONING COACH
11th Season

Mike Curtis is in his 11th year as head strength and conditioning coach for men's basketball at Virginia. He was named to the position on May 11, 2009. Before accepting the position at UVA, Curtis was the director of strength and conditioning for the Michigan athletics department.

At Michigan, Curtis supervised and managed the training efforts of more than 20 athletic teams, five assistant coaches and two training facilities. He was primarily responsible for the implementation of performance training programs for men's and women's basketball.

Curtis, a former basketball player at Virginia, was the head strength and conditioning coach for the Memphis Grizzlies of the National Basketball Association for six years (2002-08) before assuming his responsibilities at Michigan.

He also served as the basketball strength and conditioning coach at South Carolina for one year (2001-02) and was the director of strength and conditioning for Olympic sports at Dayton for one year (2000-01).

Curtis, who is from Richmond, Va., earned a bachelor's degree in sports medicine from Virginia in 1998 and a master's degree in exercise physiology from UVA in 2000. He lettered four times as a member of the Cavaliers' men's basketball team and was a team co-captain for the 1997-98 season.

Curtis and his wife, Rachel, and sons, Roman and Maxwell, reside in Charlottesville.

THE MIKE CURTIS FILE:

FAMILY: He and his wife, Rachel, have two sons, Roman and Maxwell.

EDUCATION: Graduated from Manchester High School in Richmond, Va. in 1994; received his bachelor's degree in sports medicine from the University of Virginia in 1998; earned his master's degree in exercise physiology at Virginia in 2000.

COACHING BACKGROUND: Director of strength and conditioning for Olympic sports at the University of Dayton (2000-01); basketball strength and conditioning coach at the University of South Carolina (2001-02); head strength and conditioning coach for the NBA's Memphis Grizzlies (2002-08); director of strength and conditioning for the University of Michigan athletics department (2008-09); 11th year as strength and conditioning coach for men's basketball at the University of Virginia.



ETHAN SALIBA

ASSOCIATE ATHLETICS
DIRECTOR / HEAD ATHLETIC
TRAINER
37th Season

Ethan Saliba is in his 37th year as a member of the Virginia athletic training staff. He was promoted to associate athletics director for sports medicine in September of 2007 after serving as an assistant athletics director for four years. He has served as UVA's head athletic trainer since August of 1998. He oversees all daily athletic training room operations, including: staff, clerical and student assignments; injury management and rehabilitation; and ensuring medical coverage for all UVA varsity athletes.

Saliba was previously promoted to senior associate athletic trainer in September 1995 after serving as associate athletic trainer since 1990. He originally joined the UVA athletics department as an assistant athletic trainer in 1983.

He was honored as the 2007 Division I Athletic Trainer of the Year as selected by the National Athletic Trainers' Association's College/University Athletic Training Committee. The award recognizes outstanding service to the athletic training profession and the National Athletic Trainers' Association at the Division I level. In 2010 he was inducted into the Virginia Athletic Trainers Association Hall of Fame.

Saliba came to Charlottesville from Lincoln, Neb., where he worked for four years as a staff physical therapist at the University Health Center at the University of Nebraska-Lincoln.

After attending Southeast Missouri State University for three years on a football scholarship, Saliba received his bachelor's degree in physical therapy in 1979 from the University of Kansas.

Following graduation, Saliba went to work at the Truman Medical Center in Kansas City, Mo., as a physical therapist. After one year, he enrolled at Nebraska to do graduate work in exercise physiology.

Saliba earned a master's degree in sports medicine/athletic training from UVA in 1986 and received his doctorate in sports medicine from UVA in 1992. He completed his doctorate in physical therapy degree from Virginia Commonwealth University in 2010 and completed his certification as a corrective exercise specialist from the National Academy of Sports Medicine that same year. He completed his certification in the functional movement systems level 1 and his certification in selective functional movement assessment in 2011.

Saliba has faculty appointments as a professor in Virginia's Curry School of Education and as an assistant professor in the Department of Clinical Orthopedic Surgery and the Department of Physical Medicine and Rehabilitation. He is a Certified Athletic Trainer by the National Athletic Trainers Association and a licensed athletic trainer and physical therapist. Saliba is a Sport Certified Specialist by the American Board of Physical Therapy Specialties.

In 2016, Saliba was presented with UVA's Algernon Sydney Sullivan Award for excellence and service to humanity and was inducted into the Mid-Atlantic Athletic Trainers Hall of Fame.

He is married to the former Susan Foreman. The couple has a son, Sami.



T.J. GRAMS

DIRECTOR OF ACADEMICS
FOR MEN'S BASKETBALL
10th Season

T.J. Grams joined the Cavalier athletics department in 2010 as an assistant director for academic affairs and was promoted to Director of Academics for Men's Basketball prior to the 2016-17 season. He serves as the lead academic support staff member for the UVA men's basketball program. Grams monitors class progress, registration and eligibility requirements of a diverse group of student-athletes. He communicates directly with the men's basketball coaching staff concerning student needs and progress. Grams participates in the recruiting process by meeting with families and prospects and helping through application and admission.

Grams came to Virginia after working for the Duke athletics department for five years. From 2007-10, he was an assistant director for the Blue Devils' student-athlete academic support services. Grams oversaw the academic progress for baseball, men's lacrosse, women's lacrosse, men's and women's soccer, men's golf and men's and women's tennis. He worked as an academic coordinator at Duke from 2005-07.

Grams joined the Duke staff after working at the University of Notre Dame's Mendoza College of Business as an academic advisor. He was a graduate assistant academic coordinator at NC State while earning a master's degree from the school, finishing in 2003.

A native of Sheboygan, Wis., Grams is a 2001 graduate of the University of Wisconsin. He is married to the former Kristen Schmidt and has a daughter, Caroline, and son, Oliver.

THE T.J. GRAMS FILE:

EDUCATION: Graduated from South High School in Sheboygan, Wis., in 1997; earned his bachelor's degree in psychology and sociology from the University of Wisconsin in 2001; earned his master's degree in higher education from North Carolina State University in 2003.

EXPERIENCE: Academic advisor in the Mendoza College of Business at the University of Notre Dame (2003-05); academic coordinator and assistant director of academic support services at Duke University (2004-10); assistant director of academic affairs and director of academics for men's basketball at the University of Virginia (2010-16); fourth year as director of academics for men's basketball at Virginia.



MEG SWAB

ADMINISTRATIVE
ASSISTANT
2nd Season

Meg Swab joined the Virginia men's basketball staff as an administrative assistant in May of 2018. Her duties include assisting with recruiting efforts and team travel planning, and providing administrative support to the men's basketball coaching staff.

Swab served four years as the business analyst in the UVA Athletics business office from 2013-17, where she worked with all of the sport and non-sport units in the department. Swab worked for the executive vice president of operations and events for the Miami Marlins from 2012-13 in operations and non-game day events.

A native of Alexandria, Va., she graduated with distinction from UVA in 2012 with a degree in Spanish. As a student, Swab worked in football operations and tutored student-athletes in Spanish.

Swab and her husband, Robby, have a newborn daughter, Alden.



25 MAMADI DIAKITE



Forward • 6-9 • 224 • R-Senior
Conakry, Guinea, Africa
Blue Ridge School (Va.)

CAREER HIGHLIGHTS

- Hit a jumper at the buzzer to send the game to overtime, finishing with 14 points, in the win over Purdue in the NCAA Elite Eight (3/30/19)
- Named to the NCAA All-South Regional team in 2018-19
- Ranked third in ACC play in blocked shots at 2.06 per game

2018-19 SEASON

- Played 38 games, starting 22
- NCAA All-South Regional team
- Averaged 7.4 points, 4.4 rebounds and 1.7 blocked shots
- Shot 55 percent from the field, 29.4 percent from 3-point range and 70 percent free throws
- Reached double figures in 11 games
- Ranked third in the ACC play in blocked shots at 2.06 per game
- Had multiple blocks in 18 contests
- Recorded a block in 20 straight games (VCU 12/9/18 -Georgia Tech 2/27/19), longest streak since Ralph Sampson in 1981-83 (55 games)
- Netted a career-high 18 points vs. Coppin State (11/16/18)
- Scored 10 points at South Carolina (12/19/18)
- Tallied nine points and career-best three steals vs. Marshall (12/31/18)
- Matched a career high with 18 points at Boston College (1/9/19)
- Tallied 10 points and matched a career highs in blocked shots (4) to go with seven rebounds at Notre Dame (1/26/19)
- Recorded 14 points, five rebounds and three blocked shots at Louisville (2/23/19)
- Scored 17 points, going 8-for-10 from the floor, with a career-high nine rebounds in the win over Gardner-Webb in NCAA first round (3/22/19)
- Had a team high 14 points with nine rebounds and four blocks in the win over Oklahoma in NCAA second round (3/24/19)
- Grabbed a career-high 11 rebounds in win over Oregon in the NCAA Sweet 16 (3/28/19)
- Hit a jumper at the buzzer to send the game to overtime, finishing with 14 points, in the win over Purdue in the NCAA Elite Eight (3/30/19)
- Had a career high five blocked shots in win over Auburn in the Final Four (4/6/19)
- Scored nine points with seven rebounds and two blocks in NCAA Championship win over Texas Tech (4/8/19)
- Lettered

2017-18 SEASON

- Played 34 games
- Scored in double figures in five games
- Shot 57.7 percent from the floor and 78 percent from the free-throw line
- Matched a career high with 12 points vs. Vanderbilt (11/23/17)
- Recorded nine points, five rebounds, two steals and two blocks at West Virginia (12/5/17)
- Finished with 10 points and one block vs. Savannah State (12/19/17)
- Scored nine points at Virginia Tech (1/3/18)
- Blocked three shots vs. Clemson (1/23/18)
- Matched a career high with 12 points at Syracuse (2/3/18)
- Recorded game-high six rebounds at Florida State (2/7/18)
- Scored nine points, all in the second half, vs. Georgia Tech (2/21/18)
- Scored nine points on 4 of 4 field goals at Louisville (3/1/18)
- Tallied 10 points and four rebounds vs. Louisville (3/8/18)
- Scored 10 points with four rebounds vs. Clemson (3/9/18)
- Lettered

2016-17 SEASON

- Played in 32 games, including one start
- Averaged 3.8 points, 2.6 rebounds and 1.2 blocked shots
- Shot 54.3 percent from the field, 27.3 percent from the 3-point range, and 54.5 percent from the free-throw line
- Ranked 10th in the ACC in blocked shots (1.22 bpg) in all games
- Missed UVA season opener at UNCG (11/11/16) due to amateurism review
- Made collegiate debut against St. Francis Brooklyn (11/15/16), recording eight points and four rebounds
- Recorded seven rebounds and career-best four blocked shots against Yale (11/20/16)
- Registered eight points, four rebounds and three blocked shots vs. Grambling State (11/22/16)
- Tallied 10 points, including a pair of 3-pointers, vs. Providence (11/26/16)
- Scored career-best 12 points on 5-7 shooting vs. East Carolina (12/6/16)
- Tallied eight points and four rebounds at Louisville (12/28/16)
- Scored eight points (4-4 FG) at Syracuse (2/4/17)
- Scored six points (3-3 FG) and blocked two shots vs. Louisville (2/6/17)
- Blocked ACC high three shots vs. Virginia Tech (2/12/17), Duke (2/15/17) and North Carolina (2/18/17)
- Recorded first career start vs. Florida (3/18/17)
- Tallied nine points and six rebounds in a career-high 29 minutes vs. Florida
- Lettered

2015-16

- Redshirted

HIGH SCHOOL

- Played two seasons at Blue Ridge School (St. George, Va.) from 2013-15 for former head coach Bill Ramsey and former Cavalier Cade Lemcke
- Averaged 12 points, eight rebounds and four blocked shots for Blue Ridge in 2014-15
- Led Blue Ridge to the Virginia Independent Schools Athletic Association (VISAA) Division II state championship and Virginia Independent Conference (VIC) title en route to a 22-4 record in 2014-15
- Earned two varsity letters in basketball, track and field and soccer at Blue Ridge
- Won the VIC high jump championship in 2014 and 2015
- Earned second team All-VIC honors in soccer in 2014-15

PERSONAL

- Mamadi Diakite
- Born in Conakry, Guinea, Africa
- Son of Aboubacar Sidiki Diakite and Aminata Kaba
- Has two brothers, Mohamed Lamine and Kany, and one sister, Adama
- Volunteered for the Charlottesville Toy Lift and Blue Ridge Buddy Baron program
- Enjoys soccer and hanging out with friends
- French and global culture major with a minor in commerce



2018-19 GAME-BY-GAME

Opponent	GP-GS	FG	3FG	FT	O-D	REB	A	TO	Blk	Stl	PF	Min	Pts
Towson	1-0	1-3	0-2	0-0	0-2	2	1	0	0	0	3	16	2
George Washington	2-0	5-8	0-1	0-0	2-1	3	0	2	2	0	3	17	10
Coppin State	3-1	7-9	2-2	2-2	2-1	3	1	2	2	0	2	22	18
Middle Tenn.	4-2	4-7	0-0	0-0	0-2	2	0	0	0	0	3	17	8
Dayton	5-3	0-2	0-0	0-0	1-0	1	0	0	0	0	3	8	0
Wisconsin	6-3	2-2	0-0	2-2	0-2	2	0	1	0	1	0	17	6
at Maryland	7-3	0-2	0-0	0-0	0-1	1	1	1	0	0	4	10	0
Morgan State	8-3	1-3	0-0	1-1	0-3	3	1	2	1	0	2	13	3
VCU	9-3	2-4	0-0	2-2	2-3	5	0	1	1	0	1	22	6
at South Carolina	10-4	5-6	0-0	0-1	1-4	5	1	1	1	1	4	22	10
William & Mary	11-5	3-5	0-0	0-0	0-6	6	2	0	1	0	2	24	6
Marshall	12-6	4-6	1-1	0-0	2-2	4	0	1	2	3	0	21	9
Florida State	13-7	2-6	0-0	2-3	1-3	4	0	1	1	1	2	25	6
at Boston College	14-8	9-12	0-0	0-0	3-4	7	0	1	2	1	3	25	18
at Clemson	15-9	0-2	0-0	0-0	1-4	5	0	1	1	0	2	19	0
Virginia Tech	16-10	2-4	0-1	0-0	2-1	3	0	0	1	0	1	16	4
at Duke	17-11	1-5	0-2	0-0	0-1	1	0	0	1	0	4	17	2
Wake Forest	18-12	4-9	0-0	3-3	6-1	7	0	0	1	0	1	22	11
at Notre Dame	19-13	4-6	1-1	1-2	2-5	7	0	1	4	0	0	21	10
at NC State	20-14	4-7	0-0	0-0	3-2	5	0	0	4	0	3	20	8
Miami	21-15	4-7	0-0	3-4	5-1	6	0	2	3	0	4	31	11
Duke	22-16	3-4	1-1	0-0	0-3	3	1	1	1	0	1	10	7
at No. Carolina	23-16	2-3	0-0	2-2	0-2	2	0	1	4	0	0	23	6
Notre Dame	24-16	2-5	0-0	1-2	1-4	5	0	1	2	1	4	27	5
at Virginia Tech	25-16	3-8	0-1	2-4	2-4	6	1	2	2	1	3	31	8
at Louisville	26-16	7-10	0-0	0-0	1-4	5	0	1	3	0	2	32	14
Georgia Tech	27-17	3-6	0-0	1-2	2-6	8	1	0	3	0	1	23	7
Pittsburgh	28-17	2-3	0-0	2-2	1-1	2	0	3	0	0	2	20	6
at Syracuse	29-17	4-9	0-0	1-2	1-4	5	1	0	4	0	1	26	9
Louisville	30-17	2-5	0-0	0-0	0-1	1	1	0	0	1	3	17	4
NC State	31-17	1-2	0-0	0-0	0-0	0	0	0	0	1	3	7	2
Florida State	32-17	1-5	0-0	1-1	0-0	0	0	1	0	0	2	13	3
Gardner-Webb	33-17	8-10	0-0	1-3	4-5	9	0	2	0	0	0	26	17
Oklahoma	34-18	7-9	0-1	0-1	2-7	9	0	1	3	1	1	28	14
Oregon	35-19	3-7	0-0	1-1	3-8	11	0	0	2	2	3	36	7
Purdue	36-20	6-11	0-1	2-2	3-4	7	0	0	4	0	2	42	14
Auburn	37-21	1-4	0-2	0-2	1-5	6	0	1	5	0	1	36	2
Texas Tech	38-22	2-4	0-1	5-6	3-4	7	0	1	2	1	3	25	9

2017-18 GAME-BY-GAME

Opponent	GP-GS	FG	3FG	FT	O-D	REB	A	TO	Blk	Stl	PF	Min	Pts
UNCG	1-0	1-2	0-0	0-0	3-1	4	0	2	0	0	2	14	2
Austin Peay	2-0	2-3	0-0	1-2	2-1	3	0	2	0	0	2	15	5
at VCU	3-0	2-2	0-0	0-0	1-1	2	0	0	1	0	3	11	4
Monmouth	4-0	4-5	0-0	2-2	4-2	6	0	1	1	0	5	22	10
vs. Vanderbilt	5-0	5-7	0-0	2-3	0-5	5	0	0	1	0	3	25	12
vs. Rhode Island	6-0	3-5	0-0	1-1	0-2	2	1	0	0	1	2	19	7
Wisconsin	7-0	2-5	0-0	0-0	4-1	5	0	4	1	0	1	24	4
Lehigh	8-0	3-6	0-0	0-1	2-3	5	0	0	0	2	2	17	6
at West Virginia	9-0	3-5	0-0	3-3	2-3	5	0	0	2	2	1	29	9
Davidson	10-0	2-3	0-0	0-1	0-4	4	0	0	0	0	3	15	4
Savannah State	11-0	4-9	0-0	2-2	0-2	2	0	1	1	1	2	22	10
Hampton	12-0	2-4	0-0	2-2	1-4	5	0	0	0	0	3	22	6
Boston College	13-0	0-2	0-0	0-0	1-1	2	0	0	0	0	1	16	0
at Virginia Tech	14-0	4-5	0-0	1-2	0-2	2	1	0	0	1	4	11	9
North Carolina	15-0	2-3	0-0	0-0	1-1	2	1	2	1	1	2	9	4
Syracuse	16-0	0-0	0-0	3-4	2-0	2	0	0	0	0	0	9	3
NC State	17-0	0-2	0-0	0-0	1-3	4	0	0	0	0	2	9	0
at Georgia Tech	18-0	0-2	0-0	0-0	0-1	1	0	0	0	0	1	5	0
at Wake Forest	19-0	1-1	0-0	0-0	0-1	1	0	1	0	1	2	8	0
Clemson	20-0	1-5	0-0	0-0	0-2	2	1	1	3	2	1	16	2
at Duke	21-0	1-3	0-0	0-0	1-2	3	0	1	0	1	2	10	2
Louisville	22-0	1-2	0-0	4-4	0-0	0	0	0	0	0	1	12	6
at Syracuse	23-0	5-7	0-0	2-2	0-3	3	0	0	0	0	0	21	12
at Florida State	24-0	1-2	0-0	2-2	0-6	6	0	1	0	1	1	18	4
Virginia Tech	25-0	1-1	0-0	0-0	0-0	0	0	0	0	0	0	11	2
at Miami	26-0	1-2	0-0	0-0	1-1	2	0	1	0	0	4	7	2
Georgia Tech	27-0	4-4	0-0	1-1	0-2	2	0	1	1	1	3	15	9
at Pitt	28-0	1-3	0-0	0-0	0-5	5	1	2	2	0	1	24	2
at Louisville	29-0	4-4	0-0	1-2	0-0	0	0	2	0	0	4	11	9
Notre Dame	30-0	3-6	0-0	3-4	0-2	2	0	1	1	0	3	19	9
vs. Louisville	31-0	5-8	0-0	0-0	3-1	4	0	1	0	0	3	17	10
vs. Clemson	32-0	5-8	0-0	0-0	1-3	4	0	0	0	1	4	17	10
vs. North Carolina	33-0	0-2	0-0	0-0	1-2	3	0	0	0	0	2	8	0
vs. UMBC	34-0	2-2	0-0	2-3	0-3	3	0	2	1	0	2	24	6

DIAKITE'S CAREER STATISTICS

Year	G-GS	Min-Avg.	FG	Pct.	3FG	Pct.	FT	Pct.	O-D	Reb-Avg.	PF-DQ	A	TO	Blk	Stl	Pts-Avg
2016-17	32-1	449-14.0	50-92	.543	3-11	.273	18-33	.545	28-54	82-2.6	75-2	6	13	39	8	121-3.8
ACC	18-0	242-13.4	19-34	.559	0-4	.000	12-21	.571	12-27	39-2.2	42-1	5	8	18	5	50-2.8
2017-18	34-0	532-15.6	75-130	.577	0-0	.000	32-41	.780	31-70	101-3.0	74-1	5	26	16	15	182-5.4
ACC	18-0	231-12.8	30-54	.556	0-0	.000	17-21	.810	7-32	39-2.2	34-0	4	13	8	8	77-4.3
2018-19	38-22	829-21.8	121-220	.550	5-17	.294	35-50	.700	56-112	168-4.4	81-0	12	34	63	17	282-7.4
ACC	18-11	405-22.5	58-111	.523	2-6	.333	18-26	.692	31-51	82-4.6	39-0	5	17	37	6	136-7.6
CAREER	104-23	1810-17.4	246-442	.557	8-28	.286	85-124	.685	115-236	351-3.4	230-3	23	73	118	40	585-5.6
ACC	54-11	878-16.3	107-199	.538	2-10	.200	47-68	.691	50-110	160-3.0	115-1	14	38	63	19	263-4.9

2016-17 GAME-BY-GAME

Opponent	GP-GS	FG	3FG	FT	O-D	REB	A	TO	Blk	Stl	PF	Min	Pts
at UNCG	DNP												
St. Francis Brooklyn	1-0	3-3	0-0	2-3	2-2	4	0	0	1	0	4	14	8
Yale	2-0	2-4	0-0	1-2	2-5	7	0	0	4	0	2	18	5
Grambling State	3-0	4-4	0-0	0-0	2-2	4	0	0	3	0	2	16	8
vs. Iowa	4-0	2-5	0-0	1-2	2-2	4	0	0	2	0	3	16	3
vs Providence	5-0	4-6	2-3	0-0	0-0	0	0	0	3	0	3	17	10
Ohio State	6-0	0-3	0-1	0-0	2-0	2	0	1	0	0	0	7	0
West Virginia	7-0	1-2	0-0	0-1	1-2	3	1	0	0	1	1	17	2
East Carolina	8-0	5-7	1-2	1-3	0-2	2	0	0	2	0	2	19	12
Robert Morris	9-0	3-4	0-0	0-0	1-3	4	0	1	2	2	5	15	6
at California	10-0	2-5	0-1	0-0	1-2	3	0	0	2	0	2	12	4
at Louisville	11-0	3-3	0-0	2-2	1-3	4	0	1	0	2	2	15	8
Florida State	12-0	2-3	0-1	1-2	1-2	3	0	0	1	0	2	18	5
at Pitt	13-0	0-2	0-1	0-0	0-0	0	2	0	1	0	4	11	0
Wake Forest	14-0	0-2	0-1	0-0	1-1	2	0	0	1	0	3	10	0
at Clemson	15-0	0-0	0-0	1-2	0-1	1	0	0	0	0	3	7	1
at Boston Coll.	16-0	1-2	0-0	2-5	0-2	2	0	0	0	0	2	9	4
Georgia Tech	17-0	0-0	0-0	0-0	0-0	0	0	0	0	0	0	4	0
at Notre Dame	18-0	0-0	0-0	0-0	0-1	1	0	1	1	0	2	5	0
at Villanova	DNP												
Virginia Tech	19-0	0-0	0-0	0-0	0-0	0	0	1	0	0	1	2	0
at Syracuse	20-0	4-4	0-0	0-0	2-2	4	0	1	1	0	2	16	8
Louisville	21-0	3-3	0-0	0-0	0-1	1	0	1	2	0	4	16	6
at Virginia Tech	22-0	0-2	0-0	0-0	0-1	1	1	0	3	0	1	10	0
Duke	23-0	0-1	0-1	0-0	3-3	6	1	0	3	1	1	17	0
at North Carolina	24-0	0-0	0-0	2-2	0-2	2	1	1	3	2	1	21	2
Miami	25-0	2-3	0-0	1-4	2-2	4	0	0	0	0	5	25	5
at NC State	26-0	0-1	0-0	3-4	0-1	1	0	1	0	0	3	14	3
North Carolina	27-0	1-3	0-0	0-0	2-1	3	0	0	2	0	2	20	2
Pitt	28-0	3-5	0-0	0-0	0-4	4	0	1	0	0	4	22	6
vs. Pitt	29-0	1-3	0-0	0-0	0-0	0	0	0	1	0	1	11	2
vs. Notre Dame	30-0	0-3	0-0	0-0	1-1	2	0	0	0	0	4	11	0
vs. UNCW	31-0	0-1	0-1	0-0	0-2	2	0	2	0	0	0	5	0
vs. Florida	32-1	4-8	0-0	1-1	4-2	6	0	1	1	0	4	29	9



10 SAM HAUSER



Forward • 6-8 • 225 • Senior
Stevens Point, Wis.
Stevens Point Area Senior High (SPASH)

CAREER HIGHLIGHTS

- All-BIG EAST Second-Team selection in 2018-19
- Netted career-high 31 points at Georgetown on Jan. 15, 2019
- Averaged 12.7 points and 6.0 rebounds in 101 career games at Marquette from 2017-19

2019-20 SEASON

- Will sit out the 2019-20 season due to NCAA transfer rules

2018-19 SEASON (AT MARQUETTE)

- Started all 34 games
- Averaged 14.9 points, 7.2 rebounds and 2.4 assists in 32.4 minutes per game
- Shot 45.9 percent from the floor, 40.2 percent from 3-point range and 92.4 percent from the free throw line
- All-BIG EAST Second Team selection
- Earned team's Hank Raymonds Sportsmanship Award and shared Most Valuable Player accolades with Markus Howard
- Collected 88 3-pointers, the eighth-best single-season total in MU history
- Finished among the league leaders in scoring (11th, 14.9 ppg.), rebounding (7th, 7.2 rpg.), field goal percentage (13th, .459), free throw percentage (1st, .924) and 3-point field goal percentage (9th, .402)
- Reached double figures in points on 28 occasions
- Concluded the year with six double-doubles
- Finished with 19 points and 10 rebounds vs. Presbyterian (Nov. 17) for first double-double
- Knocked down season-high six treys in 20-point game versus Kansas (Nov. 21)
- Grabbed career-best 14 boards in overtime win against Wisconsin (Dec. 8)
- Netted career-high 31 points at Georgetown (Jan. 15)
- Named BIG EAST Player of the Week (Jan. 21) after averaging 28.0 points and 7.5 rebounds in pair of victories
- Concluded season with double-double (16 points, 10 rebounds) in NCAA tournament vs. Murray State (March 21)
- Lettered

2017-18 SEASON (AT MARQUETTE)

- Only Marquette player to start all 35 games
- Averaged 14.1 points, 5.7 rebounds and 2.4 assists in 32.6 minutes per game
- Shot 49.9 percent from the floor, 48.7 percent from 3-point range and 83.6 percent from the free throw line
- Earned team Most Valuable Player and Father William Kelly Team Morale Award honors
- Played 38 minutes against No. 19 Purdue, collecting 12 points and eight rebounds (Nov. 14)
- Notched 20 points and nine rebounds in the opening game of the Maui Jim Maui Invitational against VCU (Nov. 20)
- Posted another 20-point game at the Invitational versus LSU (Nov. 22)
- Set a new career-high of 30 points in a win over Eastern Illinois, playing 40 minutes, shooting 10-15 from the field, 6-of-10 from behind the arc, 4-of-4 from the charity stripe with nine rebounds, four assists and one block (Nov. 27)
- Shot 70 percent from the field against Vermont to total 17 points (Dec. 5)
- Posted 16 points against rival Wisconsin (Dec. 9)
- Netted 21 points and three steals over Northern Illinois (Dec. 18)
- Scored 29 points against American, shooting 80 percent from the field, along with five assists, four rebounds and three steals (Dec. 21)
- Set a new career high in assists with eight against Xavier, also tallied seven rebounds before fouling out (Dec. 27)
- Hit 13 points, eight rebounds and four assists at No. 3 Villanova (Jan. 6)
- Netted 14 points and grabbed eight rebounds over Seton Hall (Jan. 9)
- Tied his career high of 30 points against Butler (Jan. 12)

- Notched 19 points, seven rebounds and two steals in the win over DePaul (Jan. 15)
- Went for 15 points, five rebounds and four assists on National Marquette Day against Providence (2/3)
- Tallied his first double-double in the win over Seton Hall with 16 points and 10 rebounds (2/7)
- Notched 18 points and seven rebounds while playing St. John's (2/10)
- Neared a double-double with 15 points and eight rebounds against Creighton (2/17)
- Posted 28 points and six defensive rebounds in the overtime win over Georgetown (2/26)
- Neared a double-double with 18 points and nine rebounds versus Creighton (3/3)
- Went for 16 point in the BIG EAST First Round win over DePaul (3/7)
- Tallied 13 points, four assists and two steals in the NIT Third Round against Penn State (3/20)
- Lettered

2016-17 SEASON (AT MARQUETTE)

- Started 28 of 32 games as a true freshman
- Averaged 8.8 points, 5.0 rebounds and 1.3 assists while playing a team-high 26.5 minutes per game
- Scored 14 points in his collegiate debut against Vanderbilt (Nov. 11) en route to BIG EAST Conference Freshman of the Week honors
- Earned Marquette's Father William Kelly Team Morale and Iron Eagle awards
- Made first career start against IUPUI (Nov. 22), pulled down nine rebounds and added eight points
- Chipped in at least two 3-pointers in eight of first nine career games
- Scored a season-best 19 points on 7-of-10 shooting in victory at Georgia (Dec. 4)
- Tallied 19 points against Fresno State (Dec. 6)
- Played 33 minutes in first BIG EAST road game at Seton Hall (1/1) and contributed 11 points
- Scored 13 points in 35 minutes at No. 1 Villanova (1/7)
- Scored five points and grabbed six rebounds, including the game-securing board as Marquette knocked off No. 1 Villanova (1/24)
- Scored 19 points on 5-of-8 shooting from downtown to lead MU past St. John's (2/21)
- Recorded 12 points in a team-high 32 minutes against South Carolina (3/17) in the NCAA First Round.
- Lettered

HIGH SCHOOL

- Consensus nationally ranked recruit
- Rated as high as 74th by Scout.com, 84th by 247Sports.com and 86th by ESPN.com
- Gatorade Wisconsin Boys Basketball Player of the Year after leading Stevens Point Area High School to undefeated season and second-straight title under head coach Scott Anderson
- All-state honoree from the Wisconsin Basketball Coaches Association for the second-straight season in 2015-16
- Averaged 18.2 points, 9.1 rebounds, 4.0 assists and 3.1 blocks per game during final season ... Shot nearly 44.0 percent from behind the 3-point line for the year
- Shared Wisconsin Valley Conference MVP accolades with teammate Trevor Anderson and was first team all-league honoree
- Helped lead SPASH (27-1) to the WIAA Division I state title in 2014-15
- Chipped in 18.0 points, 7.5 rebounds and 3.3 assists per game while shooting a state-best 50.6 percent from behind the 3-point line during the regular season
- Unanimous selection to the WBCA first team all-state roster and shared conference player of the year accolades
- Named second team all-state by the Associated Press
- As a sophomore, was a first team all-league honoree, fourth team all-state and honorable mention all-state by the WBCA
- Chipped in 16.2 points, 6.0 rebounds and 3.0 assists per game while shooting 58 percent from the field overall and 47 percent from behind the 3-point line
- A second team all-league performer as a freshman, he contributed 10.3 points and 5.2 boards per contest.

PERSONAL

- Born in Green Bay, Wisconsin
- Son of Dave and Stephanie Hauser
- Has one sister, Nicki, and one brother, Joey
- Brother was his high school and collegiate teammate at Marquette
- Sister, Nicole, played volleyball at Southern Connecticut State University
- Majoring in youth and social innovation in the Curry School of Education and Human Development



2018-19 GAME-BY-GAME (AT MARQUETTE)

Opponent	GP-GS	FG	3FG	FT	O-D	REB	A	TO	Blk	Stl	PF	Min	Pts
UMBC	1-1	6-13	3-8	0-0	1-7	8	1	1	0	1	30	15	
Bethune-Cookman	2-2	2-5	2-5	4-4	1-3	4	4	2	0	1	2	24	10
at Indiana	3-3	7-18	2-10	2-3	1-3	4	1	1	0	1	3	34	18
Presbyterian	4-4	7-13	3-6	2-2	2-8	10	2	0	0	1	1	37	19
vs. Kansas	5-5	7-15	6-13	0-0	0-6	6	1	1	0	1	4	36	20
vs. Louisville	6-6	7-13	4-7	4-4	2-5	7	1	0	1	0	1	40	22
Charleston So.	7-7	3-7	3-5	3-4	0-1	1	5	2	0	0	2	22	12
Kansas St.	8-8	0-2	0-2	4-4	0-6	6	1	1	0	2	3	26	4
Utah	9-9	4-10	0-6	0-0	2-8	10	4	2	1	1	2	30	8
Wisconsin	10-10	5-11	2-3	1-2	2-12	14	4	0	0	1	2	41	13
North Dakota	11-11	7-11	5-8	2-2	1-4	5	0	2	1	0	2	22	21
Buffalo	12-12	7-12	4-7	0-0	0-5	5	2	1	1	0	3	31	18
Southern U.	13-13	3-6	0-1	4-6	3-6	9	1	2	0	0	0	16	10
at St. John's	14-14	3-8	2-5	2-2	1-6	7	4	1	0	2	3	37	10
Xavier	15-15	1-8	0-6	0-0	0-6	6	1	1	1	1	2	24	2
at Creighton	16-16	5-12	3-8	0-0	1-9	10	3	1	0	0	0	42	13
Seton Hall	17-17	4-9	1-6	4-4	0-4	4	4	2	1	1	3	36	13
at Georgetown	18-18	10-20	4-9	7-7	2-6	8	1	2	1	0	2	37	31
Providence	19-19	8-13	4-7	5-5	0-7	7	4	0	1	0	1	37	25
DePaul	20-20	6-11	3-7	4-4	1-5	6	1	1	1	2	3	33	19
at Xavier	21-21	7-14	4-7	2-2	2-7	9	2	1	1	0	2	38	20
at Butler	22-22	6-7	3-4	4-5	0-5	5	1	2	0	0	3	30	19
St. John's	23-23	6-16	3-12	4-4	3-8	11	2	3	0	1	2	38	19
Villanova	24-24	2-6	0-2	0-0	0-3	4	1	0	1	1	3	33	4
at DePaul	25-25	5-12	3-7	4-4	0-4	4	4	1	0	0	1	31	17
Butler	26-26	4-10	1-3	2-2	2-3	5	4	3	1	0	1	34	11
at Providence	27-27	7-10	4-6	0-0	2-11	13	1	2	2	0	3	39	18
at Villanova	28-28	5-9	3-6	0-0	1-6	7	2	1	0	0	2	39	13
Creighton	29-29	1-7	1-6	0-0	0-10	10	0	2	2	0	5	37	3
at Seton Hall	30-30	9-19	5-12	2-2	2-7	9	3	5	0	0	0	40	25
Georgetown	31-31	2-11	1-7	2-2	0-6	6	5	0	1	4	1	35	7
at St. John's	32-32	4-7	2-4	0-0	2-5	7	5	3	0	0	2	33	10
vs. Seton Hall	33-33	7-15	4-7	4-4	1-8	9	3	0	1	1	3	38	22
vs. Murray St.	34-34	6-17	3-7	1-1	0-10	10	1	0	1	1	2	37	16

2017-18 GAME-BY-GAME (AT MARQUETTE)

Opponent	GP-GS	FG	3FG	FT	O-D	REB	A	TO	Blk	Stl	PF	Min	Pts
Mount St. Mary's	1-1	2-6	0-3	0-0	2-4	6	3	1	0	1	1	23	4
Purdue	2-2	4-11	2-5	2-2	1-7	8	1	3	1	1	2	38	12
vs. VCU	3-3	7-13	4-9	2-2	5-4	9	3	4	2	2	2	32	20
vs. Wichita State	4-4	1-5	1-4	0-0	0-0	0	0	1	0	1	3	22	3
vs. LSU	5-5	6-10	5-7	3-4	0-3	3	3	2	1	0	4	27	20
Eastern Illinois	6-6	10-15	6-10	4-4	2-7	9	4	3	1	1	3	40	30
Chicago State	7-7	1-3	0-2	0-0	1-3	4	3	1	0	0	2	24	2
Georgia	8-8	3-10	2-7	0-0	2-7	9	1	1	1	0	3	37	8
Vermont	9-9	7-10	3-5	0-0	1-5	6	4	0	1	1	1	36	17
at Wisconsin	10-10	6-13	4-5	0-0	1-2	3	3	0	0	1	1	36	16
Northern Illinois	11-11	8-16	4-11	1-2	1-2	3	1	1	0	3	4	33	21
American	12-12	8-10	7-9	6-6	1-3	4	5	0	1	3	1	27	29
Xavier	13-13	4-6	2-4	2-2	3-4	7	8	0	0	0	5	38	12
Georgetown	14-14	3-10	2-5	0-0	1-3	4	2	1	1	3	2	35	8
at Providence	15-15	4-11	1-2	0-0	3-5	8	4	2	0	2	2	42	9
at Villanova	16-16	4-8	2-5	3-3	1-7	8	4	3	0	0	2	33	13
Seton Hall	17-17	5-11	4-9	0-0	1-7	8	1	0	1	1	0	32	14
at Butler	18-18	11-17	6-9	2-2	1-5	6	1	0	0	0	1	39	30
DePaul	19-19	6-12	5-10	2-3	0-7	7	1	0	2	2	1	27	19
at Xavier	20-20	1-2	1-1	2-2	0-4	4	2	0	0	0	0	21	5
Villanova	21-21	2-6	1-3	0-0	2-5	7	6	1	1	1	2	37	5
Butler	22-22	4-10	0-2	2-4	2-2	4	2	1	0	2	2	28	10
Providence	23-23	6-10	1-5	2-2	0-5	5	4	3	1	0	4	34	15
at Seton Hall	24-24	5-11	4-6	2-2	0-10	10	1	0	0	0	3	31	16
at St. John's	25-25	7-11	4-6	0-0	0-7	7	3	1	0	2	3	39	18
at Creighton	26-26	6-12	1-2	2-2	1-7	8	3	2	0	0	1	33	15
St. John's	27-27	9-14	5-7	1-2	0-3	3	5	2	0	2	2	33	24
at DePaul	28-28	4-10	3-6	0-0	0-9	9	2	2	0	1	3	40	11
at Georgetown	29-29	10-14	7-8	1-3	0-6	6	1	0	0	0	3	43	28
Creighton	30-30	6-12	2-5	4-6	1-8	9	1	2	1	0	0	37	18
vs. DePaul	31-31	5-12	2-6	4-4	0-3	3	2	3	0	2	3	36	16
vs. Villanova	32-32	1-6	0-1	2-2	0-4	4	5	0	0	0	1	33	4
Harvard	33-33	2-5	0-3	0-0	0-2	2	2	0	0	0	3	15	4
Oregon	34-34	1-6	1-5	2-2	0-4	4	5	2	0	1	2	28	5
Penn State	35-35	5-11	3-8	0-0	2-1	3	4	0	1	2	1	32	13

HAUSER'S CAREER STATISTICS

Year	G-GS	Min-Avg.	FG	Pct.	3FG	Pct.	FT	Pct.	O-D	Reb-Avg.	PF-DQ	A	TO	Blk	Stl	Pts-Avg
2016-17	32-28	847-26.5	97-205	.473	63-139	.453	24-29	.828	29-130	159-5.0	80-4	42	22	19	25	281-8.8
BIG EAST	18-18	495-27.5	52-121	.430	31-76	.408	11-12	.917	19-74	93-5.2	44-3	29	14	15	13	146-8.1
2017-18	35-35	1141-32.6	174-349	.499	95-195	.487	51-61	.836	35-165	200-5.7	73-1	100	42	16	35	494-14.1
BIG EAST	18-18	622-34.6	97-187	.519	51-95	.537	25-33	.758	16-104	120-6.7	36-1	51	20	7	16	270-15.0
2018-19	34-34	1137-33.4	173-377	.459	88-219	.402	73-79	.924	35-210	245-7.2	70-1	82	46	18	22	507-14.9
BIG EAST	18-18	640-35.6	91-202	.450	45-120	.375	42-43	.977	17-113	130-7.2	35-1	46	28	12	12	269-14.9
CAREER	101-97	3125-30.9	444-931	.477	246-553	.445	148-169	.876	99-505	604-6.0	223-6	224	110	53	82	1282-12.7
BIG EAST	54-54	1757-32.5	240-510	.471	127-291	.436	78-88	.886	52-291	343-6.4	115-5	126	62	34	41	685-12.7

2016-17 GAME-BY-GAME (AT MARQUETTE)

Opponent	GP-GS	FG	3FG	FT	O-D	REB	A	TO	Blk	Stl	PF	Min	Pts
vs. Vanderbilt	1-0	5-8	4-7	0-0	1-2	3	1	0	0	1	2	19	14
Howard	2-0	3-4	3-4	1-2	0-6	6	0	4	0	1	3	20	10
vs. Michigan	3-0	0-3	0-2	0-0	0-1	1	1	0	1	1	2	18	0
vs. Pittsburgh	4-0	4-8	2-6	1-1	1-1	2	0	0	1	0	3	26	11
Iupui	5-1	3-6	2-4	0-0	3-6	9	1	1	0	0	1	20	8
Houston Baptist	6-2	2-5	2-5	0-0	1-7	8	2	0	0	2	3	28	6
Western Carolina	7-3	2-3	2-3	0-0	0-4	4	1	0	1	3	1	24	6
at Georgia	8-4	7-10	4-7	1-1	0-6	6	0	0	0	1	4	30	19
Fresno State	9-5	5-7	4-6	5-8	0-5	5	2	1	0	1	2	24	19
Wisconsin	10-6	0-1	0-1	0-0	0-1	1	1	1	0	0	5	18	0
St. Francis (Pa.)	11-7	4-7	3-5	0-0	1-6	7	1	0	0	1	1	39	11
Siue	12-8	3-8	2-6	3-3	1-8	9	2	1	1	1	1	26	11
Georgetown	13-9	1-6	1-5	2-2	2-4	6	1	0	1	1	1	31	5
at Seton Hall	14-10	4-8	1-4	2-3	1-3	4	3	3	1	1	3	33	11
at Villanova	15-11	5-11	3-7	0-0	2-3	5	0	0	0	2	3	35	13
Seton Hall	16-12	2-6	1-2	0-0	3-1	4	1	0	0	0	5	14	5
DePaul	17-13	2-6	1-3	0-0	3-6	9	0	0	3	0	1	23	5
at Butler	18-14	4-6	3-4	0-0	0-2	2	1	1	0	1	5	30	11
at Creighton	19-15	3-4	2-3	2-2	0-2	2	0	0	0	0	4	20	10
Villanova	20-16	2-5	1-3	0-0	1-5	6	2	0	1	0	2	31	5
Providence	21-17	3-10	2-6	0-0	0-6	6	2	1	1	0	2	34	8
at St. John's	22-18	4-10	4-8	2-2	1-6	7	2	1	1	1	5	31	14
at DePaul	23-19	1-6	0-3	0-0	2-1	3	5	0	0	0	0	19	2
Butler	24-20	3-6	1-2	1-1	1-6	7	5	2	0	1	0	29	8
at Georgetown	25-21	1-2	0-1	0-0	0-2	2	0	0	0	0	4	20	2
Xavier	26-22	0-5	0-5	0-0	1-5	6	2	1	3	1	1	33	0
St. John's	27-23	7-10	5-8	0-0	1-7	8	1	3	0	4	3	30	19
at Providence	28-24	1-3	1-2	2-2	0-3	3	1	0	2	0	2	24	5
at Xavier	29-25	5-9	2-5	0-0	1-5	6	1	2	0	0	2	26	12
Creighton	30-26	4-8	3-5	0-0	0-7	7	2	0	2	1	1	32	11
vs. Seton Hall	31-27	3-7	2-3	0-0	0-1	1	1	0	0	0	4	28	8
vs. South Carolina	32-28	4-7	2-4	2-2	2-2	4	0	0	0	0	4	32	12



2 BRAXTON KEY



Guard • 6-8 • 230 • Senior
Charlotte, N.C.
Oak Hill Academy

CAREER HIGHLIGHTS

- Led Virginia in rebounding at 5.3 per game in 2018-19
- Transferred to Virginia after playing two seasons at Alabama from 2017-18
- Averaged 12 points and 5.7 rebounds en route to All-SEC Freshman team honors in 2016-17

2018-19 (AT VIRGINIA)

- Played 38 games, starting six
- Averaged 5.7 points and team-high 5.3 rebounds per game
- Shot 43.3 percent from the field, 30.5 percent from 3-point range and 73.1 percent from the free throw line
- Grabbed six or more boards in 21 games
- Led UVA in rebounds in 14 games
- Tallied seven points and nine rebounds in Virginia debut vs. Towson (11/6/18)
- Recorded 13 points and seven rebounds vs. Middle Tennessee (11/21/18)
- Tied a career high with four steals vs. Dayton (11/22/18)
- Finished with a game-high nine rebounds vs. Morgan State (12/3/18)
- Scored nine points (3-3 FGs & 3-3 FTs) vs. William & Mary (12/22/18)
- Scored season-high 20 points vs. Florida State (1/5/19)
- Tallied nine points and nine rebounds at Boston College (1/9/19)
- Tallied 11 points and six rebounds at Duke (1/19/19)
- Recorded season-highs in rebounds (10) and blocks (2) vs. Duke (2/9/19)
- Registered nine points, five rebounds and two blocked shots vs. Louisville (3/9/19)
- Scored nine points, going 4-for-4 from the floor, and matched team-high with nine rebounds in win over Oklahoma (3/24/19)
- Scored six points and matched season-high with 10 rebounds in NCAA Championship win over Texas Tech (4/8/19)
- Lettered

2017-18 SEASON (AT ALABAMA)

- Played in 26 contests, making 17 starts
- Sideline with a knee injury for the first 10 games of the season
- Averaged 7.0 points, 5.3 rebounds and 1.1 steals
- Shot 40.9 percent from the field, 25 percent from 3-point range and 66.7 percent from the free-throw line
- Finished with nine points, a game-high 10 rebounds, three assists and two steals off the bench against Auburn (3/9/18)
- Registered a season high of 16 points and led the team in steals (3) while adding five rebounds and four assists in the win over Mississippi State (1/20/18)
- Led the team in scoring with 16 points to go along with five rebounds, two assists, two blocks and a steal vs. Arkansas (2/24/18)
- Registered a career-high four steals and led the team in rebounds (6), while adding nine points, three assists and one block vs. Vanderbilt (1/2/18)
- Led the team is assists (5) while totaling seven points, six rebounds, one block and one steal vs. South Carolina (1/9)
- Tallied a team-high nine rebounds vs. then-No. 17 Auburn (1/17/18)
- Scored 13 points on 5-of-7 shooting from the floor while collecting five rebounds, two assists and a block at then-No. 23 Florida (2/3/18)
- Finished with 11 points and six rebounds at Mississippi State (2/6/18)
- Registered 12 points and seven rebounds vs. LSU (2/13/18)
- Went 4-of-5 from the floor to total 11 points and led the team in rebounds (8), while adding one assist and a block at then-No. 12 Auburn (2/21/18)
- Tallied 11 points and eight rebounds vs. Florida (2/27/18)

2016-17 SEASON (AT ALABAMA)

- Played in all 34 games starting each of the last 30 contests
- Averaged a team-high 12 points, 5.7 rebounds and 2.5 assists
- Shot 43.3 percent from the field, 33 percent from 3-point range and 63.4 percent from the free-throw line
- Selected to the 2017 SEC All-Freshman team
- Tabbed the team's Most Outstanding Freshman
- Named SEC Freshman of the Week (1/30/17)
- Led Alabama in scoring 10 times, in assists in 11 games, in rebounding six times and in blocks on nine occasions
- Recipient of the Commitment to Service Award and a Student Academic Achievement Award
- Led the team in minutes (29.8 mpg) and double-figure scoring games (20)
- Averaged 14.0 points and 6.1 rebounds per game in Southeastern Conference play
- Scored a career-high 26 points against Georgia (1/25/17)
- Tallied 24 points vs. Florida (1/10/17)
- Scored a game-high 21 points against then-No. 15/12 Kentucky (2/11/17)
- Led team with 18 points and three assists against Auburn (1/21/17)
- Registered a game-high 18 points to go along with seven rebounds and three assists in SEC Tournament quarterfinal win over South Carolina (3/10/17)
- Led team with 18 points and three assists against Auburn (1/21/17)
- Recorded a team-high 19 points (10-of-14 free throws) and nine rebounds against Mississippi State (1/28/17)
- Tallied a team-high 17 points, four assists and a pair of blocks against Auburn (2/4/17)
- Scored team-high 16 points and added two blocks in first career start against Saint Louis (11/23/16)
- Registered 15 points and had season highs of six rebounds and 6-of-9 shooting from the foul line vs. Dayton (11/15/16)
- Added 11 points, six rebounds and four assists in the SEC Tournament semifinal loss to then-No. 8 Kentucky (3/11/17)
- Pulled down a career-best 11 rebounds against Vanderbilt (1/7/17)
- Recorded 11 points and a season-high seven assists in the win over LSU (2/18/17)
- Registered 19 points, team-high five assists and two blocks against Ole Miss (3/1/17)

HIGH SCHOOL

- Played under head coach Steve Smith at Oak Hill Academy his senior year in 2015-16 and head coach Drew Maddux at Christ Presbyterian Academy his freshman through junior years (2013-15)
- Consensus four-star recruit from all four major national recruiting services (Scout, ESPN, Rivals and 247Sports)
- Listed as the No. 13 small forward, the No. 68 overall player and the No. 2 player in the state of Virginia by 247Sports.COM
- The No. 33 player in the 2016 ESPN 100 rankings
- Scout listed him as the No. 19 forward and the No. 86 overall player
- Rated as the No. 70 overall player according to Rivals
- Named the Most Outstanding Player of the DICK'S Nationals Tournament, where he led Oak Hill to the national championship and a 45-1 overall record
- Scored a game-high 20 points along with nine rebounds in the national championship game against La Lumiere
- Tallied a season-high 23 points against Orangeville Prep
- Collected a season-high 19 rebounds and 10 assists against Burlington Positive Day School
- Two-time Class AA Mr. Basketball in the state of Tennessee (2014-15)
- Averaged 20.7 points, 10.5 rebounds and 4.9 assists in leading Christ Presbyterian to a state title in the 2014-15 season, two semifinal appearances and a combined 103-10 record over the three seasons
- 2014 NBPA Top 100 Camp invitee

PERSONAL

- Braxton Key
- Born in Charlotte, N.C.
- Son of Eric and Robin Key
- Father played basketball at Ohio University (1982) and Radford (1983-86)
- Has one brother, Austin
- History major



2018-19 GAME-BY-GAME (AT VIRGINIA)

Opponent	GP-GS	FG	3FG	FT	O-D	REB	A	TO	Blk	Stl	PF	Min	Pts
Towson	1-1	3-8	1-3	0-0	4-5	9	1	0	1	1	2	29	7
George Washington	2-2	2-5	0-2	1-3	0-2	2	1	1	0	3	3	17	5
Coppin State	3-3	2-4	1-2	2-2	0-6	7	1	0	2	0	1	27	7
Middle Tenn.	4-4	3-8	2-3	5-5	2-5	7	2	1	0	2	3	30	13
Dayton	5-5	1-6	0-3	1-2	1-5	6	2	0	0	4	2	33	3
Wisconsin	6-5	0-4	0-1	0-0	0-0	0	0	0	0	1	1	12	0
at Maryland	7-5	3-4	1-1	3-4	0-1	1	3	0	0	2	1	11	10
Morgan State	8-5	2-3	0-0	2-2	1-8	9	1	3	0	1	3	17	6
VCU	9-5	1-2	1-2	0-0	1-3	4	1	2	0	0	3	12	3
at South Carolina	10-5	2-6	0-2	1-2	3-4	7	0	0	0	0	2	23	5
William & Mary	11-5	3-3	0-0	3-3	2-2	4	0	0	0	0	0	18	9
Marshall	12-5	3-4	0-1	1-2	0-8	8	2	1	0	0	3	23	7
Florida State	13-5	7-11	2-5	4-4	0-6	6	0	0	0	1	1	26	20
at Boston College	14-5	4-5	0-1	1-1	0-9	9	2	0	2	0	0	27	9
at Clemson	15-5	3-5	1-1	0-1	2-6	8	3	1	0	2	1	25	7
Virginia Tech	16-5	3-5	1-2	0-0	0-1	1	2	0	0	0	2	16	7
at Duke	17-5	2-3	0-1	7-8	1-5	6	2	1	1	1	4	20	11
Wake Forest	18-5	1-5	0-3	2-2	1-6	7	1	0	1	1	0	22	4
at Notre Dame	19-5	2-6	0-0	0-0	1-5	6	1	0	0	0	2	17	4
at NC State	20-5	3-8	0-0	2-2	4-4	8	1	2	1	0	1	31	8
Miami	21-5	2-5	1-3	0-0	1-7	8	4	2	2	2	1	27	5
Duke	22-5	2-7	0-1	0-0	6-4	10	2	1	2	2	3	27	4
at No. Carolina	23-5	0-2	0-2	1-3	1-5	6	0	1	1	0	3	22	1
Notre Dame	24-5	1-7	0-3	1-2	1-4	5	1	1	1	1	1	13	3
at Virginia Tech	25-5	2-5	2-4	0-0	0-3	3	2	2	1	0	3	27	6
at Louisville	26-6	0-2	0-0	0-0	0-1	1	0	0	1	0	1	10	0
Georgia Tech	27-6	2-5	2-3	2-4	2-4	6	1	0	0	2	2	22	8
Pittsburgh	28-6	2-8	0-3	1-1	0-5	5	0	1	0	2	1	23	5
at Syracuse	29-6	1-2	0-0	0-0	0-0	0	0	1	0	0	3	6	2
Louisville	30-6	1-5	1-2	6-8	3-2	5	0	0	2	0	1	15	9
NC State	31-6	0-1	0-0	1-2	1-6	7	0	0	0	0	2	20	1
Florida State	32-6	2-3	0-1	0-0	3-1	4	1	1	0	1	0	17	4
Gardner-Webb	33-6	2-2	1-1	0-0	2-1	3	0	1	0	2	3	11	5
Oklahoma	34-6	4-4	1-1	0-2	3-6	9	2	2	1	1	2	21	9
Oregon	35-6	0-0	0-0	0-0	0-0	0	0	0	0	0	0	7	0
Purdue	36-6	0-2	0-1	0-0	0-0	0	0	0	0	1	0	2	0
Auburn	37-6	1-1	0-0	0-0	0-2	2	0	0	1	0	1	10	2
Texas Tech	38-6	2-5	0-1	2-2	2-8	10	2	1	1	0	3	29	6

2017-18 GAME-BY-GAME (AT ALABAMA)

Opponent	GP-GS	FG	3FG	FT	O-D	REB	A	TO	Blk	Stl	PF	Min	Pts
vs. Memphis	DNP												
Lipscomb	DNP												
Alabama A&M	DNP												
UT Arlington	DNP												
vs. BYU	DNP												
vs. Minnesota	DNP												
Louisiana Tech	DNP												
UCF	DNP												
Rhode Island	DNP												
at Arizona	DNP												
vs. Mercer	1-1	0-2	0-1	0-0	2-2	4	2	3	0	2	1	20	0
Texas	2-2	1-8	0-3	0-0	0-4	4	1	2	1	0	0	22	2
Texas A&M	3-3	1-3	0-1	0-0	3-3	6	2	0	0	2	4	20	2
at Vanderbilt	4-4	3-8	1-2	2-2	1-5	6	3	1	1	4	3	33	9
at Georgia	5-5	0-7	0-4	1-2	1-4	5	1	1	0	0	1	20	1
South Carolina	6-6	2-4	0-1	3-5	2-4	6	5	3	1	1	3	22	7
at LSU	7-7	3-8	0-2	0-0	0-4	4	2	2	0	1	2	24	6
Auburn	8-8	1-3	0-1	2-2	1-8	9	3	3	1	1	1	31	4
Mississippi State	9-9	6-13	2-4	2-3	3-2	5	4	2	1	3	1	28	16
at Ole Miss	10-10	3-4	1-1	0-1	1-4	5	3	2	0	2	4	27	7
Oklahoma	11-11	3-9	2-5	3-4	1-4	5	2	1	0	2	1	29	11
Missouri	12-12	0-1	1-2	1-2	1-2	3	1	2	0	1	2	23	1
at Florida	13-12	5-7	1-3	2-2	1-4	5	2	3	1	0	1	34	13
at Mississippi State	14-12	4-11	1-5	2-2	3-3	6	1	1	0	0	3	31	11
Tennessee	15-12	4-7	0-2	0-1	1-3	4	1	1	0	0	0	24	8
LSU	16-12	4-7	2-3	2-2	0-7	7	1	1	0	0	0	26	12
at Kentucky	17-12	2-5	0-3	1-4	2-2	4	1	1	0	1	3	19	5
at Auburn	18-12	4-5	1-1	2-2	2-6	8	1	4	1	0	2	26	11
Arkansas	19-13	6-9	2-4	2-3	1-4	5	2	3	2	1	2	25	16
Florida	20-14	5-10	1-1	0-0	1-7	8	1	2	0	0	1	25	11
at Texas A&M	21-15	1-7	1-6	4-5	2-4	6	1	2	0	1	2	28	7
vs. Texas A&M	22-15	2-3	0-0	0-0	2-1	3	1	1	0	1	2	20	4
vs. Auburn	23-15	2-5	0-2	5-6	1-9	10	3	0	0	2	4	30	9
vs. Kentucky	24-15	1-6	0-4	1-2	3-2	5	1	2	0	1	3	23	3
vs. Virginia Tech	25-16	0-2	0-1	0-0	1-0	1	1	1	0	0	4	17	0
vs. Villanova	26-17	2-5	1-3	1-4	1-3	4	2	2	2	1	2	29	6

KEY'S CAREER STATISTICS

Year	G-GS	Min-Avg.	FG	Pct.	3FG	Pct.	FT	Pct.	O-D	Reb-Avg.	PF-DQ	A	TO	Blk	Stl	Pts-Avg
2016-17	34-30	1012-29.8	139-321	.433	32-97	.330	97-153	.634	54-139	193-5.7	86-2	86	106	21	21	407-12.0
SEC	18-18	568-31.6	79-187	.422	20-61	.328	74-109	.679	30-80	110-6.1	50-2	46	62	9	14	252-14.0
2017-18	26-17	656-25.2	65-159	.409	16-64	.250	36-54	.667	37-101	138-5.3	51-0	48	46	11	27	182-7.0
SEC	18-12	466-25.9	54-119	.454	13-45	.289	26-38	.684	26-76	102-5.7	34-0	35	34	8	18	147-8.2
2018-19	38-6	753-19.8	74-171	.433	18-59	.305	49-67	.731	50-150	200-5.3	66-0	38	28	21	36	215-5.7
ACC	18-1	385-21.4	38-96	.396	10-34	.294	27-36	.750	23-77	100-5.6	28-0	22	15	15	15	113-6.3
CAREER	98-53	2421-24.7	278-651	.427	66-220	.300	182-274	.664	141-390	531-5.4	203-0	172	180	53	84	804-8.2
ACC/SEC	54-31	1419-26.2	171-402	.425	43-140	.307	127-183	.694	79-233	312-5.7	112-2	103	111	32	47	512-9.5

2016-17 GAME-BY-GAME (AT ALABAMA)

Opponent	GP-GS	FG	3FG	FT	O-D	REB	A	TO	Blk	Stl	PF	Min	Pts
Coastal Carolina	1-0	3-4	0-1	0-0	1-3	4	3	1	0	2	2	29	6
Dayton	2-0	4-8	1-2	6-9	2-4	6	1	1	1	0	4	26	15
Ball State	3-0	2-3	1-1	0-0	0-1	1	0	2	0	0	1	19	5
vs. Valparaiso	4-0	3-6	1-1	1-2	0-2	2	2	0	1	0	1	23	8
vs. Saint Louis	5-1	6-10	3-4	1-2	0-2	2	1	4	2	1	3	30	16
Charleston Southern	6-2	6-8	2-4	0-2	2-4	6	3	2	2	0	2	19	14
at Texas	7-3	3-11	1-5	2-6	1-6	7	1	1	0	0	4	34	9
at Oregon	8-4	3-8	0-3	0-0	2-2	4	2	5	1	1	2	28	6
USC Upstate	9-5	5-9	0-2	0-2	3-6	9	5	3	1	0	1	26	10
Clemson	10-6	2-11	0-4	2-2	1-2	3	1	1	0	1	1	27	6
vs. Arkansas State	11-7	5-8	1-1	0-0	2-5	7	2	4	2	1	3	29	11
Stetson	12-8	4-10	0-1	2-4	4-5	9	4	5	0	1	2	21	10
at Mississippi State	13-9	3-5	1-2	2-2	2-4	6	1	5	0	3	4	20	9
Vanderbilt	14-10	2-7	1-2	2-2	4-7	11	1	1	0	0	3	33	7
Florida	15-11	8-17	3-4	5-8	2-3	5	1	4	1	1	2	35	24
at LSU	16-12	2-12	0-5	3-5	2-7	9	3	1	0	1	5	33	7
Missouri	17-13	4-9	2-5	1-2	2-5	7	3	4	0	1	3	24	11
at Auburn	18-14	5-12	1-4	7-10	1-3	4	3	4	1	0	2	28	18
at Georgia	19-15	7-11	3-4	9-13	3-6	9	2	3	0	0	1	37	26
Mississippi State	20-16	4-13	1-4	10-14	3-6	9	1	5	1	1	2	34	19
Arkansas	21-17	2-8	2-4	6-8	1-3	4	2	4	0	2	4	31	12
Auburn	22-18	4-12	1-5	8-11	3-4	7	4	3	2	0	4	37	17
at South Carolina	23-19	3-6	0-2	0-3	1-5	6	2	4	0	0	5	26	6
Kentucky	24-20	8-13	1-3	4-8	0-4	4	0	5	0	1	1	35	21
at Missouri	25-21	4-11	0-2	1-2	0-3	3	3	4	0	1	3	33	9
LSU	26-22	5-9	1-3	0-2	1-1	2	7	2	0	2	3	30	11
Georgia	27-23	5-14	0-2	6-6	4-5	9	3	1	0	1	1	37	16
at Texas A&M	28-24	3-11	1-5	1-1	1-4	5	3	5	0	0	1	31	8
Ole Miss	29-25	7-11	1-3	4-5	0-7	7	5	4	2	0	2	32	19
at Tennessee	30-26	3-6	1-2	5-7	0-3	3	2	3	2	0	4	32	12
vs. Mississippi State	31-27	1-6	0-1	1-2	1-4	5	5	3	2	0	1	28	3
vs. South Carolina	32-28	6-8	2-3	4-6	0-7	7	3	4	0	0	3	36	18
vs. Kentucky	33-29	4-15	0-1	3-6	4-2	6	4	3	0	0	4	36	11
Richmond	34-30	3-9	0-2	1-1	1-4	5	3	5	0	0	2	33	7

30 JAY HUFF



Forward • 7-1 • 243 • R-Junior
Durham, N.C.
Voyager Academy

CAREER HIGHLIGHTS

- Collected season-high 14 points and career-high eight rebounds vs. Marshall (12/31/18)
- Registered 11 points, seven rebounds and one blocked shot in 10 second half minutes at Clemson (1/12/19)
- Scored 16 points and matched a JPJ-record five blocks in his collegiate debut against Austin Peay (11/13/17)

2018-19 SEASON

- Played 34 games
- Averaged 4.4 points and 2.1 rebounds in 9.4 minutes per game
- Shot 60.4 percent from the field, 45.2 percent from 3-point range and 66.7 percent free throws
- Reached double figures in four games
- Scored nine points on 4-5 shooting with four rebounds vs. Coppin State (11/16/18)
- Blocked three shots in 14 minutes vs. Morgan State (12/3/18)
- Registered season-high 14 points and career-high eight rebounds vs. Marshall (12/31/18)
- Registered 11 points, seven rebounds and one blocked shot in 10 second half minutes at Clemson (1/12/19)
- Provided seven points and a block vs. Virginia Tech (1/15/19)
- Scored game-high 12 points, including an 8-0 run in the first half vs. Wake Forest (1/22/19)
- Knocked down two 3-pointers vs. Duke (2/9/19)
- Tallied 12 points, seven rebounds and two blocked shots at Louisville (2/23/19)
- Finished with career-high three steals vs. Pittsburgh (3/2/19)
- Contributed nine points (3 of 3 3-pointers) and two blocked shots vs. Louisville (3/9/19)
- Made NCAA Tournament debut vs. Gardner-Webb (3/22/19)

2017-18 SEASON

- Played 12 games
- Averaged 3.4 points and 1.9 rebounds
- Shot 68.0 percent, 28.6 percent 3-point range, 62.5 percent free throws
- Recorded 16 points (7-8 FGs), five blocks, four rebounds and two assists in his collegiate debut against Austin Peay (11/13/17)
- Tied a JPJ record with five blocks against Austin Peay (11/13/17)
- Recorded three blocks against Monmouth (11/19/17)
- Tallied five points, three rebounds and one steal vs. Lehigh (12/2/17)
- Registered six rebounds vs. Savannah State (12/19/17)
- Recorded six points and four rebounds vs. Hampton (12/22/17)
- Tallied four points and two blocked shots at Pitt (2/24/18)

2016-17 SEASON

- Redshirted the 2016-17 season

HIGH SCHOOL

- Earned four varsity letters at Voyager Academy from 2013-16
- Averaged 16.3 points, 10.1 rebounds and 5.5 assists in 2015-16
- Led Voyager to North Carolina High School Athletic Association 1-A men's basketball state championship
- Earned MVP honors in state championship game after collecting 14 points, 14 rebounds and 10 blocked shots
- Named First-Team All-State by the North Carolina Basketball Coaches Association
- Collected conference player of the year and district co-player of the year honors after leading Voyager Academy to a 32-4 record
- Earned all-conference honors after averaging 16.3 points, 8.1 rebounds and 5.0 blocks as a junior in 2014-15
- Earned all-conference accolades after averaging 7.1 points, 4.6 rebounds and 2.3 blocks as a sophomore in 2013-14
- Named to the honorable all-conference list as a freshman in 2012-13
- Played his junior and senior seasons at Voyager Academy under his father, Mike Huff

PERSONAL

- James Matthew Huff
- Born in Durham, N.C.
- Son of Mike and Kathy Huff
- Has one sister, Katrina
- Member of Fellowship of Christian Athletes, serving as an FCA leader for three years
- Chose Virginia for the coaching staff and strength and conditioning coach Mike Curtis
- Career goals are play in the NBA and become a youth pastor
- Volunteered as a middle school church camp counselor and cleaned up a museum bear habitat
- Mother played basketball at West Virginia from 1978-82
- Father played basketball at Pacific Lutheran from 1980-83
- Chose Virginia over Clemson, Duke, East Carolina, James Madison, Wake Forest and Wofford
- Majoring in youth and social innovation and religion in the Curry School of Education and Human Development



2018-19 GAME-BY-GAME

Opponent	GP-GS	FG	3FG	FT	O-D	REB	A	TO	Blk	Stl	PF	Min	Pts
Towson	1-0	3-4	1-1	1-2	1-0	1	0	0	0	0	1	8	8
George Washington	2-0	1-2	0-1	1-2	0-3	3	1	0	1	0	3	16	3
Coppin State	3-0	4-5	1-1	0-1	1-3	4	0	0	0	0	1	16	9
Middle Tenn.	4-0	1-2	0-0	1-2	2-1	3	0	0	2	0	1	7	3
Dayton	5-0	0-0	0-0	0-0	0-1	1	0	1	0	0	0	5	0
Wisconsin	DNP												
at Maryland	DNP												
Morgan State	6-0	1-1	0-0	0-0	0-2	2	0	1	3	0	1	14	2
VCU	7-0	0-0	0-0	0-0	0-0	0	0	0	0	0	1	2	0
at South Carolina	DNP												
William & Mary	8-0	1-2	1-1	0-0	0-1	1	0	1	0	0	1	5	3
Marshall	9-0	4-8	0-2	6-6	5-3	8	2	1	2	0	4	13	14
Florida State	10-0	0-0	0-0	0-0	0-0	0	0	0	1	0	2	5	0
at Boston College	11-0	2-2	1-1	0-0	0-1	1	0	2	0	0	3	6	5
at Clemson	12-0	4-5	1-2	2-4	1-6	7	0	0	1	0	1	10	11
Virginia Tech	13-0	3-3	1-1	0-0	0-2	2	0	0	1	0	0	11	7
at Duke	14-0	2-2	0-0	0-0	0-1	1	0	1	2	0	2	7	4
Wake Forest	15-0	4-6	1-1	3-3	0-2	2	0	0	2	0	2	13	12
at Notre Dame	16-0	1-5	0-2	0-0	1-1	2	1	0	1	0	0	10	2
at NC State	17-0	3-3	0-0	2-3	0-1	1	0	1	1	0	4	15	8
Miami	18-0	0-2	0-1	0-0	1-1	2	1	1	0	0	0	10	0
Duke	19-0	3-6	2-2	0-0	1-1	2	1	1	1	0	3	14	8
at No. Carolina	20-0	1-3	0-1	0-1	0-2	2	0	1	0	1	0	8	2
Notre Dame	21-0	0-0	0-0	0-0	0-0	0	0	0	0	0	0	3	0
at Virginia Tech	22-0	0-0	0-0	0-0	0-1	1	0	1	0	0	1	5	0
at Louisville	23-0	6-8	0-2	0-0	2-5	7	0	0	2	0	1	17	12
Georgia Tech	24-0	4-5	0-0	0-0	2-2	4	0	1	1	0	2	17	8
Pittsburgh	25-0	1-4	0-1	3-4	0-6	6	1	1	1	3	2	17	5
at Syracuse	26-0	2-3	0-0	0-0	1-4	5	0	1	0	1	4	18	4
Louisville	27-0	3-4	3-3	0-0	0-1	1	1	0	2	1	3	13	9
NC State	28-0	1-2	1-2	0-0	0-0	0	0	0	0	0	2	8	3
Florida State	29-0	0-2	0-1	1-2	0-0	0	0	1	0	0	2	7	1
Gardner-Webb	30-0	1-3	0-2	0-0	0-0	0	0	0	0	1	1	6	2
Oklahoma	31-0	2-3	1-2	0-0	0-3	3	0	0	1	0	0	9	5
Oregon	32-0	0-0	0-0	0-0	1-0	1	0	1	0	0	0	2	0
Purdue	33-0	0-0	0-0	0-0	0-0	0	0	0	0	0	0	0+	0
Auburn	DNP												
Texas Tech	34-0	0-1	0-1	0-0	0-0	0	0	0	0	0	1	3	0

2017-18 GAME-BY-GAME

Opponent	GP-GS	FG	3FG	FT	O-D	REB	A	TO	Blk	Stl	PF	Min	Pts
at UNG	DNP												
Austin Peay	1-0	7-8	2-2	0-0	2-2	4	2	0	5	0	2	24	16
at VCU	2-0	1-1	0-0	0-0	0-11	0	0	0	0	0	0	8	2
Monmouth	3-0	1-1	0-0	0-0	1-1	1	0	2	3	0	1	13	2
vs. Vanderbilt	4-0	0-1	0-1	0-0	0-1	1	1	0	0	0	1	7	0
vs. Rhode Island	DNP												
Wisconsin	DNP												
Lehigh	5-0	2-4	0-2	1-1	0-3	3	0	0	0	1	1	12	5
at West Virginia	DNP												
Davidson	6-0	0-1	0-1	0-0	0-0	0	0	0	0	0	0	2	0
Savannah State	7-0	3-4	0-0	0-2	1-5	6	0	1	2	0	5	16	6
Hampton	8-0	2-3	0-1	2-2	1-3	4	0	1	1	0	1	10	6
Boston College	DNP												
at Virginia Tech	9-0	0-1	0-0	0-0	0-1	1	0	0	0	0	1	3	0
North Carolina	10-0	0-0	0-0	0-0	0-0	0	0	0	0	0	0	1	0
Syracuse	DNP												
NC State	DNP												
at Georgia Tech	DNP												
at Wake Forest	DNP												
Clemson	11-0	0-0	0-0	0-0	0-0	0	1	0	1	0	0	2	0
at Duke	DNP												
Louisville	DNP												
at Syracuse	DNP												
at Florida State	DNP												
Virginia Tech	DNP												
at Miami	DNP												
Georgia Tech	DNP												
at Pitt	12-0	1-1	0-0	2-3	1-0	1	0	0	2	0	2	8	4
at Louisville	DNP												
Notre Dame	DNP												
vs. Louisville	DNP												
vs. Clemson	DNP												
vs. North Carolina	DNP												
vs. UMBC	DNP												



HUFF'S CAREER HIGHS

Points.....	16 vs. Austin Peay (11/13/17)
FGs.....	7 vs. Austin Peay (11/13/17)
3FGs.....	3 vs. Louisville (3/9/19)
FTs.....	6 vs. Marshall (12/31/18)
Rebounds.....	8 vs. Marshall (12/31/18)
Assists.....	2, 2x - last vs. Marshall (12/31/18)
Turnovers.....	2, 2x - last at Boston College (1/9/19)
Blocks.....	5 vs. Austin Peay (11/13/17)
Steals.....	3 vs. Pittsburgh (3/2/19)
Minutes.....	24 vs. Austin Peay (11/13/17)

HUFF'S CAREER STATISTICS

Year	G-GS	Min-Avg.	FG	Pct.	3FG	Pct.	FT	Pct.	O-D	Reb-Avg.	PF-DQ	A	TO	Blk	Stl	Pts-Avg
2017-18	12-0	106-8.8	17-25	.680	2-7	.286	5-8	.625	6-17	23-1.9	14-1	4	4	14	1	41-3.4
ACC	4-0	13-3.3	1-2	.500	0-0	.00	2-3	.667	1-1	2-0.5	3-0	1	0	3	0	4-1.0
2018-19	34-0	318-9.4	58-96	.604	14-31	.452	20-30	.667	19-54	73-2.1	50-0	8	17	25	8	150-4.4
ACC	18-0	199-11.1	39-61	.639	9-17	.529	10-15	.667	9-37	46-2.6	31-0	5	11	16	6	97-5.4
CAREER	46-0	424-9.2	75-121	.620	16-38	.421	25-38	.658	25-71	96-2.1	64-1	12	21	39	9	191-4.2
ACC	18-0	199-11.1	39-61	.639	9-17	.529	10-15	.667	9-37	46-2.6	31-0	5	11	16	6	97-5.4

24 AUSTIN KATSTRA



Guard • 6-6 • 227 • Junior
Charlottesville, Va.
Albemarle High School

2018-19 SEASON

- Played 11 games
- Saw action in four ACC contests
- Tallied 10 points and six rebounds in 29 minutes of action
- Earned scholarship for the season
- Named to the ACC Academic Honor Roll
- Lettered

2017-18 SEASON

- Freshman walk-on played in 10 games
- Saw action in four ACC contests
- Finished with three points and a steal vs. Austin Peay (11/13/17)
- Lettered

HIGH SCHOOL

- Four-year letterwinner from 2014-17 for head coach Greg Maynard at Albemarle High School from 2014-17
- Named 2016-17 Virginia 5A State Player of the Year after averaging 21 points and 10 rebounds
- Earned first team All-State, All-Region, All-Conference and All-District honors during his sophomore, junior and senior seasons
- Finished high school career as Albemarle's all-time leading scorer (1,898) and rebounder (991)
- Helped Albemarle reach the Virginia state high school semifinals in 2016 and 2017
- Averaged 14.8 points and 8.7 rebounds as a junior in 2015-16
- Led Albemarle to a 90-27 record as a four-year starter and three-time captain
- Four-time Albemarle team MVP
- Three-time Conference 16 Player of the Year
- First freshman to start a game in Albemarle High School boys basketball history

PERSONAL

- Austin Dirk Katstra
- Born in Charlottesville, Va.
- Parents are Dirk and Michelle Katstra
- Has one brother, Ryan, and one sister, Ryleigh
- Sister, Ryleigh, is a member of the Duke rowing team
- Father, Dirk, played basketball for UVA from 1988-91
- Grandfather, Richard Katstra, played basketball for UVA from 1962-64
- Member of math, science, history and English National Honor societies
- Enjoys fantasy football, hanging out with friends, the beach, traveling and video games
- Chose Virginia because of his love for the school and to fulfill a lifelong dream of playing at UVA
- Career goals are to work in counter terrorism
- Volunteers with Neighbor-4-Neighbors food drive and Blue Ridge Area Food Bank, works high school basketball camps and assists with church picnics
- Also recruited by American, Belmont, Cornell, James Madison, Ohio and Princeton
- Foreign affairs major



2018-19 GAME-BY-GAME

Opponent	GP-GS	FG	3FG	FT	O-D	REB	A	TO	Blk	Stl	PF	Min	Pts
Towson	1-0	1-1	0-0	0-0	0-2	2	1	0	1	0	0	3	2
George Washington	2-0	0-0	0-0	0-0	0-0	0	0	1	0	0	2	2	0
Coppin State	3-0	1-2	1-2	0-0	0-0	0	1	0	0	0	0	7	3
vs. Middle Tennessee	4-0	0-1	0-1	0-0	0-1	1	0	0	0	0	0	2	0
vs. Dayton	DNP												
vs. Wisconsin	DNP												
at Maryland	DNP												
Morgan State	5-0	1-1	0-0	0-0	0-0	0	1	0	0	0	1	3	2
VCU	DNP												
at South Carolina	DNP												
William & Mary	6-0	0-1	0-1	0-0	0-1	1	0	0	0	0	0	2	0
Marshall	7-0	0-2	0-2	0-0	0-0	0	0	0	0	0	0	2	0
Florida State	8-0	0-0	0-0	0-0	0-0	0	0	0	0	0	1	1	0
at Boston College	DNP												
at Clemson	DNP												
Virginia Tech	DNP												
at Duke	DNP												
Wake Forest	9-0	0-1	0-1	0-0	1-0	1	0	0	0	0	0	2	0
at Notre Dame	DNP												
at NC State	DNP												
Miami	DNP												
Duke	DNP												
at North Carolina	DNP												
Notre Dame	DNP												
at Virginia Tech	DNP												
at Louisville	DNP												
Georgia Tech	DNP												
Pittsburgh	10-0	1-1	1-1	0-0	0-0	0	0	0	0	0	0	2	3
at Syracuse	11-0	0-0	0-0	0-0	0-1	1	0	0	0	0	0	3	0
Louisville	DNP												
vs. NC State	DNP												
vs. Florida State	DNP												
vs. Gardner-Webb	DNP												
vs. Oklahoma	DNP												
vs. Oregon	DNP												
vs. Purdue	DNP												
vs. Auburn	DNP												
vs. Texas Tech	DNP												

2017-18 GAME-BY-GAME

Opponent	GP-GS	FG	3FG	FT	O-D	REB	A	TO	Blk	Stl	PF	Min	Pts
UNC Greensboro	DNP												
Austin Peay	1-0	1-2	1-2	0-0	0-1	1	0	0	0	1	0	4	3
at VCU	DNP												
Monmouth	2-0	1-1	0-0	0-0	0-0	0	0	0	0	0	0	1	2
vs. Vanderbilt	3-0	1-1	0-0	0-0	0-1	1	0	0	0	0	0	2	2
vs. Rhode Island	DNP												
Wisconsin	DNP												
Lehigh	DNP												
at West Virginia	DNP												
Davidson	4-0	0-1	0-1	0-0	0-0	0	0	0	0	0	1	1	0
Savannah State	5-0	0-0	0-0	0-0	0-1	1	0	1	0	0	0	4	0
Hampton	6-0	0-1	0-1	1-2	0-1	1	0	1	0	0	0	2	1
Boston College	DNP												
at Virginia Tech	7-0	0-0	0-0	0-0	0-0	0	0	0	0	0	0	2	0
North Carolina	8-0	0-0	0-0	0-0	0-0	0	0	0	0	0	0	1	0
Syracuse	DNP												
NC State	DNP												
at Georgia Tech	DNP												
at Wake Forest	DNP												
Clemson	DNP												
at Duke	DNP												
Louisville	DNP												
at Syracuse	DNP												
at Florida State	DNP												
Virginia Tech	DNP												
at Miami	DNP												
Georgia Tech	DNP												
at Pittsburgh	9-0	0-0	0-0	0-0	0-1	1	0	0	0	0	0	2	0
at Louisville	DNP												
Notre Dame	DNP												
vs. Louisville	DNP												
vs. Clemson	DNP												
vs. North Carolina	DNP												
vs. UMBC	DNP												



KATSTRA'S CAREER HIGHS

Points.....	3, 3x - last vs. Pittsburgh (3/2/19)
FGs.....	1, 7x - last vs. Pittsburgh (3/2/19)
3FGs.....	1, 3x - last vs. Pittsburgh (3/2/19)
FTs.....	1, vs. Hampton (12/22/17)
Rebounds.....	2 vs. Towson (11/6/18)
Assists.....	1, 3x - last vs. Morgan State (12/3/18)
Turnovers.....	1, 3x - last vs. George Washington (11/11/18)
Blocks.....	1 vs. Towson (11/6/18)
Steals.....	1 vs. Austin Peay (11/13/17)
Minutes.....	7 vs. Coppin State (11/6/18)

KATSTRA'S CAREER STATISTICS

Year	G-GS	Min-Avg.	FG	Pct.	3FG	Pct.	FT	Pct.	O-D	Reb-Avg.	PF-DQ	A	TO	Blk	Stl	Pts-Avg
2017-18	10-0	19-1.9	4-7	.571	1-4	.250	1-2	.500	0-5	5-0.5	1-0	0	1	0	0	10-1.0
ACC	4-0	5-1.3	1-1	1.000	0-0	.000	0-0	.000	0-1	1-0.3	0-0	0	0	0	0	2-0.5
2018-19	11-0	29-2.6	4-10	.400	2-8	.250	0-0	.000	1-5	6-0.5	4-0	3	1	1	0	10-0.9
ACC	4-0	8-2	1-2	.500	1-2	.500	0-0	.000	1-1	2-0.5	1-0	0	0	0	0	3-0.75
CAREER	21-0	48-2.3	8-17	.471	3-12	.250	1-2	.500	1-10	11-0.5	5-0	3	2	1	1	20-1.0
ACC	8-0	13-1.6	2-3	.667	1-2	.500	0-0	.000	1-2	3-0.4	1-0	0	0	0	0	5-0.4



0 KIHEI CLARK

Guard • 5-9 • 163 • Sophomore
Woodland Hills, Calif.
Taft Charter High School



2018-19 SEASON

- Played in 38 games, starting 20
- Averaged 4.5 points per game with a 2.6 assist-to-turnover ratio
- Hit 29 3-pointers
- Third on the team with 28 steals
- Had three or more assists in 15 contests
- Finished with four points and game-high six assists in Virginia debut vs. Towson (11/6/18)
- Tallied nine points on three 3FGs vs. Coppin State (11/16/18)
- Recorded nine points and five rebounds vs. Dayton (11/22/18)
- Tallied five points, five rebounds and season-high three steals in first career start vs. Wisconsin (11/23/18)
- Broke his left wrist vs. Morgan State (12/3/18)
- Played with a cast on his left wrist and tallied nine points, including a 7 of 7 effort from the free throw line vs. VCU (12/9/18)
- Had successful wrist surgery on Monday, Dec. 10
- Tallied season-best 12 points at Notre Dame (1/26/19)
- Dropped nine points with six assists and five boards vs. Miami (2/2/19)
- Matched a career high with five rebounds and four assists at Louisville (2/23/19)
- Scored eight points, going 3-for-3 from the field, and matched career high with six assists vs. Georgia Tech (2/27/19)
- Had nine points in the win over Oklahoma in the NCAA second round (3/24/19)
- Matched career-highs in points (12), assists (6), 3-pointers (3) and minutes (37) in the win over Oregon in NCAA Sweet 16 (3/28/19)
- Had five assists, including one on the game-tying shot by Mamadi Diakite send it to overtime in the win over 3-seed Purdue in the NCAA Elite Eight (3/30/19)
- Scored nine points with three assists and no turnovers in the win over Auburn in the Final Four (4/6/19)

HIGH SCHOOL

- Three-year letterwinner from 2015-18 for head coach Derrick Taylor at Taft Charter High School in Woodland Hills, Calif.
- Averaged 19.4 points, 7.2 assists and 2.9 steals as a senior in 2017-18
- Shot 41 percent from 3-point range and 81 percent from the free-throw line
- Averaged 18.9 points, 7.1 assists and 4.2 rebounds as a junior in 2016-17
- Earned all-conference and all-city honors and was named Taft's most valuable player after guiding the school to a 27-11 record
- Averaged 12.1 points, 6.9 assists and 3.3 rebounds en route to team MVP and all-conference honors in 2015-16
- Handed out a single game school-record 22 assists during his sophomore season as Taft posted a 26-8 record
- Averaged 15.2 points, 6.0 assists and 2.3 rebounds as a freshman under head coach Michael Hamilton in 2014-15
- Earned All-Liberty League honors in 2014-15
- Two-time team captain
- Member of the Dean's List from 2015-18

PERSONAL

- Kihei Issaiah Clark
- Born in Tarzana, Calif.
- Son of Malik and Sharon Clark
- Father, Malik, played Division II basketball at the University of Hawaii at Hilo
- Has two brothers, Nalu and Shaka
- Participated in The Buckley School's African American Male Mentorship Program for two years
- Volunteered at the Hope of the Valley Rescue Mission in the San Fernando Valley
- Spent several hours at the Children's Hunger Fund in Sylmar, Calif.
- Worked the Rockfish Gap Basketball Camp
- Likes to play video games, chess and hang out with family and friends
- Chose Virginia because of his instant connection with head coach Tony Bennett and the rest of the coaching staff, the family environment at UVA felt like home, and the opportunity to compete at the highest level while getting a first-rate education
- Career objective is to play in the NBA
- Undeclared major



2018-19 GAME-BY-GAME

Opponent	GP-GS	FG	3FG	FT	O-D	REB	A	TO	Blk	Stl	PF	Min	Pts
Towson	1-0	2-4	0-2	0-0	0-1	1	6	1	0	1	3	24	4
George Washington	2-0	1-3	0-2	0-0	0-2	2	3	1	0	0	1	16	2
Coppin State	3-0	3-8	3-7	0-0	0-2	2	2	0	0	0	0	22	9
Middle Tenn.	4-0	3-4	1-1	0-0	0-2	2	1	1	0	1	0	22	7
Dayton	5-0	3-7	2-3	1-2	1-4	5	2	3	0	0	1	30	9
Wisconsin	6-1	1-3	1-1	2-2	0-5	5	2	0	0	3	0	37	5
at Maryland	7-2	1-4	0-2	2-4	1-1	2	4	0	0	2	3	35	4
Morgan State	8-3	1-5	0-4	1-1	0-2	2	2	0	0	1	0	25	3
VCU	9-4	1-5	0-1	7-7	0-2	2	4	3	0	2	3	3	9
at South Carolina	10-4	1-4	0-1	0-0	0-0	0	2	0	0	0	1	24	2
William & Mary	11-4	0-3	0-1	2-2	0-1	1	1	0	0	0	2	27	2
Marshall	12-4	1-5	1-3	2-3	0-2	2	2	4	0	1	3	28	5
Florida State	13-4	0-2	0-0	0-0	1-0	1	1	1	0	1	0	19	0
at Boston College	14-4	0-2	0-2	0-0	0-0	0	4	2	0	0	3	19	0
at Clemson	15-4	1-4	1-2	2-2	1-0	1	1	0	0	0	2	20	5
Virginia Tech	16-4	3-6	3-5	0-0	0-2	2	1	1	0	1	1	30	9
at Duke	17-4	1-2	0-0	0-0	0-1	1	1	2	0	1	2	18	2
Wake Forest	18-4	0-2	0-2	0-0	0-0	0	0	1	0	0	4	17	0
at Notre Dame	19-4	4-9	2-4	2-2	0-1	1	1	0	0	1	0	28	12
at NC State	20-4	0-2	0-0	0-0	0-1	1	1	0	0	0	0	22	0
Miami	21-5	3-5	2-3	1-3	0-5	5	6	6	0	0	1	37	9
Duke	22-5	1-4	1-2	0-0	0-1	1	1	0	0	1	1	23	3
at No. Carolina	23-6	1-4	1-2	0-0	0-2	2	2	1	0	3	0	27	3
Notre Dame	24-7	0-4	0-4	0-0	0-5	5	2	1	0	1	0	23	0
at Virginia Tech	25-8	0-3	0-2	0-0	1-1	2	1	1	0	0	1	22	0
at Louisville	26-8	0-4	0-2	0-0	2-3	5	4	0	0	0	0	31	0
Georgia Tech	27-9	3-3	2-2	0-0	0-3	3	6	0	0	0	2	26	8
Pittsburgh	28-10	2-2	0-0	2-2	0-3	3	4	0	0	2	1	28	6
at Syracuse	29-11	0-1	0-1	0-0	0-1	1	0	0	0	0	0	16	0
Louisville	30-12	2-3	1-2	0-0	2-1	3	1	0	0	0	2	27	5
NC State	31-13	1-3	0-1	0-0	1-3	4	3	1	0	3	3	25	2
Florida State	32-14	3-7	1-4	2-2	0-4	4	1	0	0	0	2	29	9
Gardner-Webb	33-15	1-5	1-3	0-0	1-4	5	4	3	0	3	1	36	3
Oklahoma	34-16	3-5	1-2	2-2	0-2	2	2	2	0	0	1	33	9
Oregon	35-17	4-9	3-8	1-2	1-3	4	6	2	0	0	2	37	12
Purdue	36-18	0-2	0-2	2-2	2-1	3	5	0	0	1	3	24	2
Auburn	37-19	3-7	1-1	2-2	1-1	2	3	0	0	1	2	36	9
Texas Tech	38-20	1-2	1-1	0-0	1-1	2	4	2	0	0	2	33	3



CLARK'S CAREER HIGHS

Points.....	12, 2x - last vs. Oregon (3/28/19)
FGs.....	4, 2x - last vs. Oregon (3/28/19)
3FGs.....	3, 3x - last vs. Oregon (3/28/19)
FTs.....	7 vs. VCU (12/9/18)
Rebounds.....	5, 5x - last at Louisville (3/23/19)
Assists.....	6, 4x - last vs. Oregon (3/28/19)
Turnovers.....	6 vs. Miami (2/2/19)
Blocks.....	N/A
Steals.....	3, 2x - last at North Carolina (2/11/19)
Minutes.....	37, 3x - last vs. Oregon (3/28/19)

CLARK'S CAREER STATISTICS

Year	G-GS	Min-Avg.	FG	Pct.	3FG	Pct.	FT	Pct.	O-D	Reb-Avg.	PF-DQ	A	TO	Blk	Stl	Pts-Avg
2018-19	38-20	1018-26.8	55-157	.350	29-85	.341	33-40	.825	16-73	89-2.3	52-0	97	39	0	28	172-4.5
ACC	18-8	433-24.1	21-62	.339	13-35	.371	7-9	.778	7-30	37-2.1	19-0	38	16	0	11	62-3.4
CAREER	38-20	1018-26.8	55-157	.350	29-85	.341	33-40	.825	16-73	89-2.3	52-0	97	39	0	28	172-4.5
ACC	18-8	433-24.1	21-62	.339	13-35	.371	7-9	.778	7-30	37-2.1	19-0	38	16	0	11	62-3.4

10 JAYDEN NIXON



Guard • 6-3 • 192 • Sophomore
Charlottesville, Va.
Choate Rosemary Hall (Conn.)

2018-19 SEASON

- Appeared in 14 contests
- Made collegiate debut with one point vs. Towson (11/6/18)
- Scored two points in seven minutes vs. Coppin State (11/16/18)
- Registered two points, one rebound and one blocked shot in win at Syracuse (3/4/19)
- Made NCAA Tournament debut vs. Gardner-Webb (3/22/19)

HIGH SCHOOL

- Played the 2017-18 season for head coach Drew Dawson at Choate Rosemary Hall in Wallingford, Conn.
- Averaged 17 points, five rebounds and three assists as Choate posted a 22-5 record
- Named to the Class A All-NEPSAC first team
- Named team MVP in basketball and track and field at Choate in 2017-18
- Participated in track and field at Choate and was 200 meter New England champion
- Earned Coaches Award for Excellence in track and field at Choate in 2017-18
- Two-time basketball letterwinner from 2015-17 under head coach Brian Kent at St. Anne's-Belfield School in Charlottesville, Va.
- Averaged 18.2 points, 8.2 rebounds and 2.9 assists en route to All-Prep League first-team honors in 2016-17
- Averaged 12.8 points, 4.4 rebounds and 1.7 assists as a sophomore in 2015-16

PERSONAL

- Jayden Isaiah Nixon
- Son of Shay and Anita Nixon
- Has one sister, Arianna
- Earned the A. Kyle Brown Award in 2016-17
- Recipient of the Judge H. Purcell Scholarship Award in 2014-15
- Volunteered at the Boys and Girls Club in 2016-17 and Wesleyan Basketball Camp in 2017-18
- Enjoys music, art, drawing, painting, ceramics, and African American culture and literature
- Chose Virginia because of the amazing opportunities it provides academically and athletically
- Plans to intern at a local hospital and looks forward to practicing with the best team in the world
- Career interests include: medicine, hospital administration and political activism
- Undeclared major



2018-19 GAME-BY-GAME

Opponent	GP-GS	FG	3FG	FT	O-D	REB	A	TO	Blk	Stl	PF	Min	Pts
Towson	1-0	0-0	0-0	1-2	0-0	0	0	0	0	0	0	3	1
George Washington	2-0	0-1	0-0	0-0	0-0	0	0	0	0	0	0	2	0
Coppin State	3-0	1-4	0-1	0-0	0-3	3	0	0	1	1	1	7	2
Middle Tenn.	4-0	0-1	0-1	0-0	0-0	0	0	1	0	0	0	2	0
Dayton	DNP												
Wisconsin	DNP												
at Maryland	DNP												
Morgan State	5-0	0-1	0-0	1-2	0-0	0	0	0	0	0	3	5	1
VCU	DNP												
at South Carolina	DNP												
William & Mary	6-0	1-1	0-0	0-0	1-2	3	0	0	0	0	0	4	2
Marshall	7-0	0-1	0-1	0-0	1-0	1	0	2	0	0	1	2	0
Florida State	8-0	0-0	0-0	0-0	0-0	0	0	1	0	0	2	1	0
at Boston College	DNP												
at Clemson	DNP												
Virginia Tech	DNP												
at Duke	DNP												
Wake Forest	9-0	0-0	0-0	0-0	0-0	0	0	0	0	0	1	1	0
at Notre Dame	10-0	0-0	0-0	0-0	0-0	0	0	0	0	0	1	3	0
at NC State	DNP												
Miami	DNP												
Duke	DNP												
at No. Carolina	DNP												
Notre Dame	DNP												
at Virginia Tech	DNP												
at Louisville	DNP												
Georgia Tech	11-0	0-0	0-0	0-0	0-0	0	0	0	0	1	0	2	0
Pittsburgh	12-0	0-0	0-0	0-0	0-0	0	1	0	0	0	1	5	0
at Syracuse	13-0	1-1	0-0	0-0	1-0	1	0	0	1	0	0	3	2
Louisville	DNP												
NC State	DNP												
Florida State	DNP												
Gardner-Webb	14-0	0-0	0-0	0-0	0-0	0	0	0	0	0	0	1	0
Oklahoma	DNP												
Oregon	DNP												
Purdue	DNP												
Auburn	DNP												
Texas Tech	DNP												



NIXON'S CAREER HIGHS

Points.....	2, 3x - last at Syracuse (3/4/19)
FGs.....	1, 3x - last at Syracuse (3/4/19)
3FGs.....	N/A
FTs.....	1, 2x - last vs. Morgan State (12/3/18)
Rebounds.....	3, 2x - last vs. William and Mary (12/22/18)
Assists.....	1 vs. Pittsburgh (3/2/19)
Turnovers.....	2 vs. Marshall (1/31/18)
Blocks.....	1, 2x - last at Syracuse (3/4/19)
Steals.....	1, 2x - last vs. Pittsburgh (3/2/19)
Minutes.....	7 vs. Coppin State (11/16/18)

NIXON'S CAREER STATISTICS

Year	G-GS	Min-Avg.	FG	Pct.	3FG	Pct.	FT	Pct.	O-D	Reb-Avg.	PF-DQ	A	TO	Blk	Stl	Pts-Avg
2018-19	14-0	43-3.1	3-10	.300	0-3	.000	2-4	.500	3-5	8-0.6	10-0	1	4	2	2	8-0.6
ACC	6-0	16-2.7	1-1	1.000	0-1	.000	0-0	.000	1-0	1-0.2	5-0	1	1	1	1	2-0.3
CAREER	14-0	43-3.1	3-10	.300	0-3	.000	2-4	.500	3-5	8-0.6	10-0	1	4	2	2	8-0.6
ACC	6-0	16-2.7	1-1	1.000	0-1	.000	0-0	.000	1-0	1-0.2	5-0	1	1	1	1	2-0.3

23 KODY STATTMANN



Guard • 6-7 • 200 • Sophomore
Bentley Park, Queensland, Australia
St. Augustine's College High School

2018-19 SEASON

- Played 18 games
- Averaged 1.7 points and 0.6 rebounds in 4.1 minutes per game
- Made collegiate debut vs. Towson (11/6/18)
- Scored first career points with six points vs. Coppin State (11/16/18)
- Scored nine points and made first career 3-pointer vs. Morgan State (12/3/18)
- Made NCAA Tournament debut vs. Gardner-Webb (3/22/19)
- Represented Australia at the FIBA U19 Basketball World Cup, averaging 10.3 points in seven games

HIGH SCHOOL

- Played high school basketball at St. Augustine's College
- Helped Australia to the gold medal at the Under-18 Asia championships
- Scored a team-high 17 points in Australia's 73-62 win over New Zealand in the title game of the U18 Asia championships.
- Selected to compete in the U20 Queensland State Team in February of 2018
- Averaged 31 points to lead the Australian U17 Emus men's basketball team to a gold medal at the 2017 FIBA Oceania Championships in Guam
- Earned all-star honors and was the highest point scorer in the 2017 FIBA Oceania Championships
- Tallied 25 points per game to lead the U18 Queensland North basketball team to a silver medal at 2017 nationals
- Member of the Queensland Basketball League's Cairns Marlins in 2017

PERSONAL

- Kody Wade Stattmann
- Son of Darryll and Tonya Stattmann
- Has one younger brother, Ky
- Enjoys swimming and playing video games
- Chose Virginia for its high standards, facilities and academics
- Career goal is to play basketball at a professional level
- Undeclared major



2018-19 GAME-BY-GAME

Opponent	GP-GS	FG	3FG	FT	O-D	REB	A	TO	Blk	Stl	PF	Min	Pts
Towson	1-0	0-2	0-2	0-0	0-0	0	1	0	0	0	1	4	0
George Washington	2-0	0-0	0-0	0-0	0-1	1	0	1	0	0	1	3	0
Coppin State	3-0	1-2	0-1	4-4	0-2	2	1	0	0	1	0	10	6
Middle Tenn.	4-0	1-2	0-1	0-0	0-1	1	0	0	0	0	0	3	2
Dayton	DNP												
Wisconsin	DNP												
at Maryland	DNP												
Morgan State	5-0	2-4	1-3	4-4	0-1	1	0	0	0	0	1	12	9
VCU	DNP												
at South Carolina	DNP												
William & Mary	6-0	1-3	0-2	0-0	0-1	1	0	0	0	0	0	4	2
Marshall	7-0	1-2	1-2	0-0	0-0	0	0	0	0	0	0	6	3
Florida State	8-0	0-0	0-0	0-1	0-1	1	0	2	0	0	2	3	0
at Boston College	9-0	1-1	1-1	0-0	0-1	1	0	0	0	0	0	2	3
at Clemson	10-0	0-0	0-0	0-0	0-1	1	0	0	0	0	0	2	0
Virginia Tech	11-0	0-0	0-0	0-0	0-0	0	0	0	0	0	0	1	0
at Duke	DNP												
Wake Forest	12-0	0-1	0-1	0-0	0-0	0	0	0	0	0	0	2	0
at Notre Dame	13-0	1-2	1-2	0-0	0-0	0	0	0	0	0	0	3	3
at NC State	DNP												
Miami	DNP												
Duke	DNP												
at No. Carolina	DNP												
Notre Dame	DNP												
at Virginia Tech	DNP												
at Louisville	DNP												
Georgia Tech	14-0	0-0	0-0	0-0	0-1	1	0	0	0	0	0	5	0
Pittsburgh	15-0	0-0	0-0	0-0	0-0	0	0	0	0	0	1	7	0
at Syracuse	16-0	0-1	0-1	0-0	0-1	1	0	1	0	0	1	3	0
Louisville	DNP												
NC State	17-0	1-1	0-0	0-0	0-0	0	0	0	0	0	0	2	2
Florida State	DNP												
Gardner-Webb	18-0	0-0	0-0	0-0	0-0	0	0	1	0	0	1	1	0
Oklahoma	DNPx												
Oregon	DNP												
Purdue	DNP												
Auburn	DNP												
Texas Tech	DNP												



STATTMANN'S CAREER HIGHS

Points.....	9 vs. Morgan State (12/3/18)
FGs.....	2 vs. Morgan State (12/3/18)
3FGs.....	1, 4x - last at Notre Dame (1/26/19)
FTs.....	4, 2x - last vs. Morgan State (12/3/18)
Rebounds.....	2 vs. Coppin State (11/16/18)
Assists.....	1, 2x - last vs. Coppin State (11/16/18)
Turnovers.....	2 vs. Florida State (1/5/19)
Blocks.....	N/A
Steals.....	1 vs. Coppin State (12/2/18)
Minutes.....	12 vs. Morgan State (12/3/18)

STATTMANN'S CAREER STATISTICS

Year	G-GS	Min-Avg.	FG	Pct.	3FG	Pct.	FT	Pct.	O-D	Reb-Avg.	PF-DQ	A	TO	Blk	Stl	Pts-Avg
2018-19	18-0	73-4.1	9-21	.429	4-15	.267	8-9	.889	2-9	11-0.6	8-0	2	5	0	1	30-1.7
ACC	9-0	28-3.1	2-5	.400	2-4	.500	0-1	.000	0-5	5-0.6	4-0	0	3	0	0	6-0.7
CAREER	18-0	73-4.1	9-21	.429	4-15	.267	8-9	.889	2-9	11-0.6	8-0	2	5	0	1	30-1.7
ACC	9-0	28-3.1	2-5	.400	2-4	.500	0-1	.000	0-5	5-0.6	4-0	0	3	0	0	6-0.7

22 FRANCISCO CAFFARO



Center • 7-0 • 244 • R-Freshman
El Trebo, Santa Fe, Argentina
NBA Global Academy

2018-19

- Redshirted the 2018-19 season
- Represented Argentina at the FIBA U19 Basketball World Cup, averaging 7.4 points and 9.0 rebounds in seven games

BEFORE VIRGINIA

- Participated in the National Basketball Association's Global Academy the last two seasons (2016-18) in Canberra, Australia
- Was one of the first graduates of the NBA's Global Academy to sign with an NCAA school
- Represented Argentina on five separate occasions in FIBA tournaments at the national team level, starting at age 15
- Registered 22 points and six rebounds for Argentina vs. Team USA at the FIBA U18 Americas Championship
- Averaged 16.7 points and 8.8 rebounds in six games as Argentina captured the bronze medal at the FIBA U18 Americas Championship

PERSONAL

- Born in San Jorge, Sante Fe, Argentina
- Son of Sandra Marchetti and Claudio Caffaro
- Has two brothers, Agustin and Esteban
- Brother, Agustin, plays professional basketball and was a member of the Argentina national team at the 2019 FIBA World Cup.
- Enjoys hanging out with friends and watching television
- Chose Virginia because of the staff, Charlottesville, the University, and the plan of work that was presented to him
- Career objective is to play in the NBA
- Undeclared major





53 TOMAS WOLDETENSAE



Guard • 6-5 • 196 • Junior
Bologna, Italy
Indian Hills Community College (Iowa)

BEFORE VIRGINIA

- Played two seasons from 2017-19 at Indian Hills Community College in Ottumwa, Iowa.
- Earned National Junior College Athletic Association (NJCAA) first-team All-America honors after averaging 17.3 points, 2.8 rebounds and 2.5 assists in 2018-19.
- Shot 47 percent from the field, 47.6 percent from 3-point range and 88.5 percent from the charity strip for Indian Hills, which advanced to the second round of the NJCAA National Tournament.
- Named to the National Association of Basketball Coaches NJCAA All-America team
- Earned Iowa Community College Athletic Conference (ICCAC) Player of the Year honors was a member of the ICCAC all-league team
- Drilled 103 3-pointers to rank third on Indian Hills' single-season list
- Averaged 8.8 points, 2.5 rebounds and 3.1 assists during his freshman season at Indian Hills in 2017-18
- Shot 39.4 percent from 3-point range and 89.3 percent from the free throw line
- Ranked third on the team with 40 steals
- Ranks third on Indian Hills' single-season free throw percentage list at 89.3 percent in 2017-18
- Holds the Indian Hills school record in career free throw percentage (88.8%) and is third with 154 career 3-pointers
- Helped guide Indian Hills to a 60-8 record with a pair of regular-season conference titles and one postseason tournament title.
- Played in the NJCAA National Tournament in each both seasons at Indian Hills
- Played two seasons of high school basketball from 2016-17 at Victory Rock Prep in Bradenton, Fla.

PERSONAL

- Andriu Tomas Woldetensae
- Born in Bologna, Italy
- Son of Zaid Woldetensae
- Interested in art
- Chose Virginia because it demands excellence from its players
- Career objectives are to play professional basketball and become a designer/architect
- Studio art major



12 CHASE COLEMAN



Guard • 5-9 • 154 • Freshman
Norfolk, Va.
Maury High School

HIGH SCHOOL

- Three-year letterwinner from 2017-19 at Maury High School in Norfolk, Va.
- Guided team to 27-3 record in 2018-19, earning second-team all-conference and second-team all-region honors
- Averaged 11.2 points, 7.0 assists, 3.0 rebounds and 3.0 steals as a senior in 2018-19
- Led team to 20-4 mark during junior season in 2017-18, averaging 9.7 points, 6.0 assists, 3.0 rebounds and 2.0 steals en route to first-team all-conference honors
- Helped team to 18-6 record in 2016-17
- Member of the 1,000-point club at Maury High School

PERSONAL

- Chase Miles Coleman
- Born in Norfolk, Va.
- Son of Clifford and Devona Coleman
- Father played basketball at Newport News Apprentice School (NCAA Division III) and is now the head coach at Bryant and Stratton Junior College (Virginia Beach, Va.)
- Older brother, Matt, plays basketball at Texas
- Participated in leadership programs in 2019
- Worked the Hoops Heaven and Troy Williams basketball camps in 2018
- Interested in photography
- Chose Virginia because it felt like home and was the best place to reach future goals
- Career objective is to coach basketball
- Undeclared major





4 JUSTIN MCKOY



Forward • 6-8 • 221 • Freshman
Cary, N.C.
Panther Creek High School

HIGH SCHOOL

- Four-year letterwinner from 2016-19 at Panther Creek High School in Cary, N.C.
- Finished four-year career as Panther Creek's all-time leading scorer with 2,054 points
- Averaged 24.7 points, 10.6 rebounds, 3.4 assists, 1.6 blocks and 1.3 steals en route to North Carolina Basketball Coaches Association second-team honors
- Named NCBCA District 5 Player of the Year after leading Panther Creek (24-6) to the Tri-6 conference tournament title and the third round of the NCHSAA 4A playoffs
- Coached by former ACC player Shawan Robinson at Panther Creek
- Four-time All-Triangle Six Conference pick and an All-District pick
- Averaged 21.4 points and 9.0 rebounds as a junior at Panther Creek in 2017-18
- Named to the 2017 John Wall All-Tournament team averaging 24.0 points and 8.0 rebounds in the holiday event.
- Selected to the Leon Brogden All-Tournament team while averaging 20.5 points and 9.0 rebounds per game in his sophomore season in 2016-17
- Three-time team Most Valuable Player
- Played for AAU Team Loaded North Carolina

PERSONAL

- Justin Timothy McKoy
- Son of Elizabeth McKoy
- Has an older sister, Jasmine, and older brother, Jalen
- Participated in the Catamounts LEAD program from 2018-19
- Volunteered for the Miracle League in 2019
- Chose Virginia for its consistent success, player development and phenomenal coaching staff
- Also recruited by North Carolina, NC State, Wake Forest, Clemson, Kansas State and Penn State
- Undeclared major



13 CASEY MORSELL



Guard • 6-3 • 195 • Freshman
Fort Washington, Md.
St. John's College High School

HIGH SCHOOL

- Three-year letterwinner from 2017-19 at St. John's College High School in Washington, D.C.
- Guided St. John's to a 27-12 record, Washington Athletic Catholic Conference championship finalist appearance and Rotary Round Ball Classic title in Charleston, S.C.
- Averaged 17.0 points, 5.5 rebounds, 3 assists, 1.5 steals and 1.0 blocks per game in 2018-19
- Drilled 90 3-pointers and shot 80 percent from the free throw line
- Named the 2019 Gatorade Player of the Year and USA Today Player of the Year for Washington, D.C.
- Earned WCAC Co-Player of the Year honors and was named Washington Post All-Met First Team
- Averaged 14.0 points, 4.3 rebounds and 1.8 assists en route to All-WCAC first-team honors as a junior in 2017-18
- Named to the All-District of Columbia State Athletic Association first team after leading St. John's to a 22-11 record and DCSAA title game berth
- Averaged 10.5 points, 3.6 rebounds and 1.1 assists as a sophomore in 2016-17
- Finalist for the 2019 USA Basketball Men's U19 World Cup Team
- Finalist for the 2018 USA Basketball Men's U17 World Cup Team

PERSONAL

- Matthew Casey Morsell
- Born in Fort Washington, Md.
- Son of Michael and Jeannette Morsell
- Brother, Michael, played basketball at Towson from 2015-18 and is currently playing professionally overseas
- Earned Achievement of Honors at St. John's College High School in 2017 and 2018
- Periodically spent time volunteering at nursing and assisted living home
- Donated 100 hoodies to Salvation Army in 2017
- Enjoys visiting animal shelters, cooking and reading
- Spoke to 300 high school freshman about good personal habits
- Chose Virginia for the relationships with the coaching staff and high level academics and basketball
- Was also recruited by Maryland, Virginia Tech, Penn State and Florida
- Career objectives are NBA Hall of Fame, NBA general manager and college athletics director
- Undeclared major





21 KADIN SHEDRICK



Forward • 7-0 • 214 • Freshman
Raleigh, N.C.
Holly Springs High School

HIGH SCHOOL

- Three-year letterwinner from 2017-19 at Holly Springs High School (Holly Springs, N.C.)
- Led Holly Springs to the 2019 South Wake Athletic Conference championship
- Averaged 17 points, 10 rebounds and four blocked shots en route to SWAC Conference Player of the Year honors
- Earned All-SWAC first-team honors and North Carolina Basketball Coaches Association third-team accolades
- Averaged 16.2 points, 9.8 rebounds and 2.3 blocked shots as a junior in 2017-18
- Named to the All-SWAC first team, All-District third team and Holly Springs team MVP
- Tallied 7.5 points and 7.7 rebounds per game as a sophomore in 2016-17
- Played AAU basketball for Garner Road
- Played junior varsity baseball as a freshman in 2015-16

PERSONAL

- Kadin Cole Shedrick
- Born in Raleigh, N.C.
- Son of Dominic and Cindy Shedrick
- Has one sister, Kari
- Volunteered at Holly Springs Elementary Literacy Night as guest reader in 2018
- Also volunteered for Interfaith Food Shuttle, Brown Bag Ministries and Holly Springs Youth Basketball Clinic
- Enjoys hanging out with friends and playing Xbox
- Baseball was main sport until age 15
- Chose Virginia for its excellent athletics and academics, location and strong ACC program
- Also recruited by Louisville, Providence, Xavier, Wake Forest, Florida, Wisconsin and Indiana
- Undeclared major



TV/RADIO ROSTER

2019-20 UVA MEN'S BASKETBALL



0 • Kihei Clark
So. • G • 5-9 • 163
Woodland Hills, Calif.



2 • Braxton Key
Sr. • G • 6-8 • 230
Charlotte, N.C.




4 • Justin McKoy
Fr. • F • 6-8 • 221
Cary, N.C.



5 • Jayden Nixon
So. • G • 6-3 • 192
Charlottesville, Va.



10 • Sam Hauser
Sr. • F • 6-8 • 225
Stevens Point, Wis.



12 • Chase Coleman
Fr. • G • 5-9 • 154
Norfolk, Va.



13 • Casey Morsell
Fr. • G • 6-3 • 195
Fort Washington, Md.




21 • Kadin Shedrick
Fr. • F • 6-11 • 214
Raleigh, N.C.



22 • Francisco Caffaro
R-Fr. • C • 7-0 • 244
Santa Fe, Argentina




23 • Kody Stattmann
So. • G • 6-7 • 200
Queensland, Australia



24 • Austin Katstra
Jr. • F • 6-6 • 227
Charlottesville, Va.



25 • Mamadi Diakite
R-Sr. • F • 6-9 • 224
Guinea, Africa



30 • Jay Huff
R-Jr. • F • 7-1 • 243
Durham, N.C.



53 • Tomas Woldetensae
Jr. • G • 6-5 • 196
Bologna, Italy



Tony Bennett
Head Coach
11th Season



Jason Williford
Associate Head Coach
11th Season



Brad Soderberg
Assistant Coach
5th Season



Orlando Vandross
Assistant Coach
5th Season



JOHN PAUL JONES ARENA

2019-20 UVA MEN'S BASKETBALL



TOP 20 CROWDS AT JOHN PAUL JONES ARENA

15,219	Nov. 12, 2006 vs. #10 Arizona, W, 93-90
15,169	Feb. 1, 2007 vs. #8 Duke, W, 68-66 (OT)
14,931	March 1, 2007 vs. #21 Virginia Tech, W, 69-56
14,856	Feb. 3, 2007 vs. Miami, W, 81-70
14,765	Jan. 16, 2007 vs. Maryland, W, 103-91
14,629	March 9, 2019 vs. (RV) Louisville, W, 73-68
14,629	Feb. 9, 2019 vs. #2 Duke, L, 81-71
14,623	Jan. 15, 2019 vs. #9 Virginia Tech, W, 81-59
14,623	Jan. 5, 2019 vs. #9 Florida State, W, 65-52
14,623	Dec. 31, 2018 vs. Marshall, W, 100-64
14,623	Dec. 22, 2018 vs. William & Mary, W, 72-40
14,623	Feb. 10, 2018 vs. Virginia Tech, L, 61-60 (OT)
14,623	Feb. 20, 2017 vs. Miami, L, 54-48 (OT)
14,623	Feb. 15, 2017 vs. #12 Duke, L, 66-55
14,623	Feb. 6, 2017 vs. #4 Louisville, W, 71-55
14,623	Feb. 1, 2017 vs. Virginia Tech, W, 71-48
14,623	Dec. 31, 2016 vs. #20 Florida State, L, 60-58
14,623	Dec. 3, 2016 vs. #25 West Virginia, L, 66-57
14,619	Feb. 17, 2007 vs. Florida State, W, 73-70
14,593	7x, last Feb. 27, 2016 vs. #7 UNC, W, 79-74

Virginia Tops Texas Tech 85-77 in OT for First NCAA Title

By Jeff White (jwhite@virginia.edu)
VirginiaSports.com

MINNEAPOLIS — In the stands at U.S. Bank Stadium, as the final seconds ticked off the clock in overtime, Joe Harris reflected on another night, one that came much earlier in Tony Bennett's tenure as the University of Virginia's head men's basketball coach.

Long before the Cavaliers established themselves as national powers, they were in Durham, N.C., to play mighty Duke. During a shootaround at Cameron Indoor Stadium the night before a game in 2011, the players were on the court when they noticed Bennett was no longer with them.

Then they heard him calling to them. They looked up and saw Bennett high in the stands at Cameron, jumping up and down and pointing to Duke's NCAA championship banners.

"He said, 'This is what we're reaching for,'" said Harris, who's now with the Brooklyn Nets.

Harris smiled. "And we did it."

The moment toward which the Cavaliers had been building in their 10 seasons under Bennett arrived Monday night. Before a crowd of 72,062 and a national television audience, UVA defeated Texas Tech 85-77 in overtime to capture the first NCAA title in program history.

In his office at John Paul Jones Arena, Bennett has a poster from the film *Rocky* that shows the title character on the steps of the Philadelphia Museum of Art. Bennett would tell his players, he said late Monday night, that he just wanted a chance at a title fight one day.

"That's all we want," Bennett said, "and these guys came to fight in this title [bout], and now we are the champs."

The championship came about 13 months after the Wahoos made a different kind of history in last year's NCAA tournament. Virginia became the first No. 1 seed ever to lose to a No. 16 seed, falling to UMBC in Charlotte, N.C.

"It's a great story," Bennett said at his postgame press conference late Monday night. "That's probably the best way I can end this. It's a great story."

Without the contributions of 6-9 redshirt junior Mamadi Diakite, who had nine points and seven rebounds, and 6-8 junior Braxton Key, who came off the bench to score six points and grab a game-high 10 rebounds, the Cavaliers (35-3) might not have won. But it's impossible to overstate the impact of UVA's Big Three: 6-5 junior Ty Jerome, 6-2 junior Kyle Guy and 6-7 redshirt sophomore De'Andre Hunter.

Jerome totaled 16 points, eight assists, six rebounds and only one turnover, and Guy scored 24 points and was named Most Outstanding Player of the Final Four.

That award could have gone to Hunter, who enrolled at UVA with Guy and Jerome in 2016. After a first half



in which he missed 7 of 8 shots from the floor, Hunter turned in one of the most memorable performances in UVA history.

"He saved his best for last," Bennett said.

Hunter finished with a career-high 27 points and also had nine rebounds. Equally important, he helped limit Texas Tech's Jarrett Culver, who like Hunter is a projected first-round NBA draft pick, into a miserable outing. Culver scored 15 points but was only 5 of 22 from the floor.

"He's a great player," Culver said of Hunter. "Athletic. He played me well tonight."

Hunter said: "I dreamed of this as a kid, just having a great game on the biggest stage in college basketball."

He was 4 for 5 from beyond the 3-point arc, and two of those treys rank among the most pivotal in Final Four history.

On the first, Hunter took a pass from Jerome and buried a 3-pointer from the right corner to tie the game at 68-68 with 12.9 seconds left in the second regulation.

The second, again off a Jerome assist, put UVA ahead for good, 75-73, with 2:06 in overtime. That was part of the 11-0 run with which the Hoos seized command in the extra period.

"He's a quiet kid," associate head coach Jason Wilford said of Hunter, a Philadelphia native. "He doesn't have that New York swag that Ty's got, but he's got a quiet confidence, and I think at times he's just got to assert himself, and he did it tonight. I couldn't be prouder of the kid. I told him that after the game. That's how you step up."

The final horn triggered a celebration for the ages Monday night, on the court, in the stands and back in Charlottesville. At U.S. Bank Stadium, confetti fell, as did tears, as UVA's players, coaches, administrators and staffers embraced each other on the court.

Former players such as Harris, Malcolm Brogdon, Devon Hall and Justin Anderson beamed with pride and mingled with the current Cavaliers. In the stands stood many other UVA basketball alumni, including legends Barry Parkhill and Ralph Sampson, as well as several players Bennett coached at Washington State before coming to Charlottesville in 2009.

On the court, Bennett savored the title with his wife and their children, as well as his mother, Anne, and his father, Dick, the legendary former coach whom Tony succeeded at Washington State.

Dick Bennett, who guided Wisconsin to the Final Four in 2000 — his son was a volunteer manager on that team — nervously followed the championship game as it unfolded Monday night.

"Words aren't very accurate when your emotions outrun them, and that's kind of where I am right now," the elder Bennett said.

Not far away were UVA's president, Jim Ryan, and athletic director, Carla Williams, as well as Williams' predecessor as AD, Craig Littlepage, who hired Tony Bennett back in 2009. Also in the joyous throng were such notable UVA alumni as Chris Long, Tiki Barber and Katie Couric.

"This is surreal," said Anderson, who now plays for the Atlanta Hawks.



2019 NCAA CHAMPIONS

2019-20 UVA MEN'S BASKETBALL

After Bennett cut down the final strand of the net, the Cavaliers returned to the platform on which they'd received the NCAA championship trophy and turned their attention to the videoboard. They watched, transfixed, as the traditional finale to the NCAA tournament — CBS' One Shining Moment video — played.

"I've watched every single One Shining Moment, every single one," Jerome said. "And we watched it last year, and last year it [showed] Kyle and me walking off the court after the UMBC game, Kyle with his head down, and I put my hand on his head. So to this year, to watch it like that was unbelievable."

Little came easily in this NCAA tournament for Virginia (35-3), the only No. 1 seed to reach the Final Four. In the Cavaliers' first-round game, they trailed No. 16 seed Gardner-Webb by 14 points in the first half before rallying for a 71-56 win.

There was less suspense in the Hoos' second-round win over Oklahoma, but they had to rally late to defeat Oregon in the Sweet Sixteen, and their next two games produced almost indescribable drama.

In the Elite Eight, UVA needed a miraculous sequence at the end of regulation to force overtime against Purdue. Then, in the first NCAA semifinal Saturday night, junior guard Kyle Guy scored six points in the final 7.4 seconds — the final three coming on free throws with six-tenths of a second left — to lift Virginia past Auburn and into its first NCAA championship game.

"I think we've taken every experience that we've been through together and tried to use it in a way that could propel us to a national championship," Guy said.

Bennett said: "I never thought of myself being a national championship coach. I wasn't even going to really get into coaching. I wasn't crazy about it. I loved playing, and then I saw my dad's team go to the Final Four. I was a volunteer manager, and I got into it. I love the young men. I love the game. But it's not my end all, be all.

"I think there was a bigger plan going on here, and I didn't need it, but I was used in it. I hope that it's a message for some people out there that there can be hope and joy and resiliency. I'm thankful for what happened. That's why I did what I did at the end. When that horn went off, I just put my head down and said, 'Thank you. I'm humbled, Lord, because I don't deserve to be in this spot, but You chose me to be here, and I'll give thanks.'"

The championship game matched two of the nation's premier defensive teams. UVA held Texas Tech (31-7) without a field goal for nearly eight minutes to start the game. But the Red Raiders heated up from beyond the arc, and Virginia's lead was only three at halftime.

Midway through the second half, the Cavaliers led 53-43, and a one-sided victory seemed possible. Texas Tech refused to cooperate. The Red Raiders rallied to tie the game at 59-59 with 3:28 to play and took their first lead of the second half on a Culver layup with 35.1 seconds left.

That put Texas Tech up 66-65, and after Jerome missed a runner, Norense Odiase hit two free throws to make it 68-65 with 22.5 seconds remaining. Once again, the Cavaliers were in peril. Once again, they fought back. Once again, they prevailed.

In overtime, the Hoos were 12 for 12 from the line. "The game was everything we thought it would be," Texas Tech head coach Chris Beard said. "I thought it would come down to one last possession, and it did in regulation, and then in overtime it just got away from us a little bit. Nothing but respect for [the Cavaliers'] program, their coaches, their players, their fans. I thought it was a great national championship game."

It was a game the UVA basketball family will never forget.

The championship, said Williford, who played for the Cavaliers in the 1990s, is "for everybody, from Parkhill to



Ralph to my crew [and the teams that came after]. And then you got all the guys we coached.

"It's for all of those basketball alums. It's for all the alumni. It's for everybody. It's a great day to be a Wahoo."

Anderson said: "It's a beautiful thing to watch and it's a great thing to be a part of."

Williford took over as associate head coach last spring after Ron Sanchez left UVA to become head coach at Charlotte. Sanchez flew to Minneapolis for the Final Four to support his former team and his mentor, Bennett. Sanchez also worked for Bennett at Washington State, as did Ronnie Wideman, Virginia's associate AD for men's basketball.

"Can you believe this?" Wideman asked Sanchez as they wrapped each other in a bear hug.

Believe it.





2018-19 IN REVIEW

- Virginia claimed its first NCAA National Championship.
- The Cavaliers had a school-record 35 wins.
- UVA captured a share of its ninth ACC regular-season title.
- The Cavaliers earned their fifth No. 1 seed for the ACC Tournament.
- The Cavaliers advanced to their third NCAA Final Four (1981, 1984, 2019), seventh Elite Eight (first since 2016) and 10th Sweet 16.
- Virginia has 29 or more wins in five of the last six seasons.
- UVA is 64-6 in past two seasons (31-3 & 35-3) becoming second ACC program with no more than three losses in consecutive seasons (NC State 73-74).
- UVA won 25 or more games for the ninth time with five of the nine under 10th year head coach Tony Bennett.
- UVA won 23 or more games for a school-best seventh straight year.
- UVA won 16 or more ACC games for the fourth time (2014, 2015, 2018, 2019).
- The Cavaliers have won 11 or more ACC games for a school-record seven consecutive seasons.
- UVA has won 15 or more home games in six of the last seven years.
- UVA has captured an ACC-record five ranked road wins, tied for most all-time with UConn (1998-99).
- UVA set a school record with 11 wins vs. ranked opponents.
- Head coach Tony Bennett captured his 300th career win.
- Virginia reached the 100-point mark for the first time under Bennett in its 100-64 win over Marshall on Dec. 31, 2018.
- UVA tied a school record with 18 3-pointers at Syracuse (3/4/19).
- De'Andre Hunter earned MVP honors at the Battle 4 Atlantis as UVA captured its sixth consecutive Thanksgiving holiday tournament.
- Kyle Guy and Ty Jerome became the 48th and 49th members of the 1,000 point club at UVA, respectively.

NCAA TOURNAMENT IN REVIEW

- Virginia went 6-0 in the 2019 NCAA Tournament to claim its first national championship.
- UVA defeated No. 16 seed Gardner-Webb (71-56), No. 9 seed Oklahoma (63-51), No. 12 seed Oregon (53-49), No. 3 seed Purdue (80-75 OT), No. 5 seed Auburn (63-62) and No. 3 seed Texas Tech (85-77 OT).
- Final Four Most Outstanding Player Kyle Guy was joined on the All-Tournament Team by teammates De'Andre Hunter and Ty Jerome.
- The Cavaliers' six wins included three wins vs. ranked opponents (No. 9 Texas Tech, No. 13 Purdue and No. 14 Auburn).
- Tony Bennett became the 10th active head coach to win an NCAA title, joining Mike Krzyzewski, Roy Williams, Jim Calhoun, Jay Wright, Jim Boeheim, Tom Izzo, Tubby Smith, John Calipari and Bill Self.

UVA IN THE FINAL NATIONAL STATISTICAL RANKINGS

- Virginia ranked first nationally in scoring defense (56.1 ppg), turnovers per game (9.0) and winning percentage (92.1%), third in scoring margin (15.3), fourth in 3-point field goal percentage defense (28.9%), fifth in field goal percentage defense (38.5%) and assist-to-turnover ratio (1.59), sixth in personal fouls per game (14.3), seventh in 3-point field goal percentage (39.5%) and 12th in fewest turnovers (342).

ACC TOURNAMENT IN REVIEW

- Virginia earned its fifth No. 1 seed for the 2019 ACC Tournament, posting a 1-1 record in Charlotte, N.C.
- The Cavaliers defeated NC State 76-56 behind Kyle Guy's 29 points and Jack Salt's career-best 18 points in the quarterfinals.
- No. 4 seed Florida State topped the Cavaliers 69-59 in the ACC semifinals.
- Kyle Guy was named to the ACC All-Tournament first team averaging averaging 20 points in two games.

ACC IN REVIEW

- Virginia was picked to finish second in the ACC preseason poll and finished tied for first at 16-2 (both losses to Duke).

- The Cavaliers have finished at or higher than their predicted finish in 10 of the last 11 seasons.
- Duke was the preseason favorite, followed by UVA, North Carolina, Syracuse, Virginia Tech, Clemson, Florida State, NC State, Notre Dame, Miami, Louisville, Boston College, Georgia Tech, Wake Forest and Pitt.
- Virginia has an ACC-leading 100-26 (.794) record in the history of the league's 18-game schedule since 2012.

ALL-AMERICA HONORS

- Virginia's Kyle Guy and De'Andre Hunter earned consensus All-America third-team honors.
- Guy earned third-team All-America honors from the Associated Press (AP), National Association of Basketball Coaches (NABC) and The Sporting News.
- Hunter earned second-team All-America honors from the NABC and third-team honors from the AP, The Sporting News and U.S. Basketball Writers Association.

ALL-ACC HONORS

- Virginia's Tony Bennett was named the 2019 ACC Coach of the Year and De'Andre Hunter was named Defensive Player of the Year.
- Hunter and Kyle Guy were named All-ACC First Team, and Ty Jerome was named All-ACC Second Team.
- Hunter was also named to the All-Defensive Team.
- UVA now has 26 All-ACC first team selections. The Cavaliers have had the defensive player of the year in four of the last five years, with Hunter joining Isaiah Wilkins (2018), Malcolm Brogdon (2016), and Darion Atkins and Brogdon (2015).

UVA IN KEN POM EFFICIENCY RATINGS

- UVA ranked No. 1 in the KenPom.com overall ratings, No. 2 in adjusted offense and No. 5 in adjusted defense efficiency, respectively.
- UVA shot 47.4 percent from the field (second best in Bennett era), 39.5 percent from 3-point range (best in school history) and 74.4 percent from the free throw line.

UVA VS. RANKED OPPONENTS

- UVA is 42-34 against ranked opponents in the Tony Bennett era, including a 10-3 mark in 2018-19.
- UVA's 11 ranked wins are a school record.
- The Cavaliers posted an ACC record five ranked wins on the road in 2018-19, which tied UConn (1998-99) for the most all-time in poll history since 1948-49.
- UVA posted back-to-back wins vs. ranked opponents two times (Wisconsin and Maryland and Virginia Tech and Louisville) for the first time in the regular season since 1982 (Georgetown and Houston).
- The Cavaliers are 156-329 vs. ranked opponents since 1953-54.
- UVA is 1-30 all-time vs. No. 1-ranked opponents (86-73 win vs. No. 1 North Carolina on Jan. 30, 1986).

VIRGINIA HEAD COACH TONY BENNETT

- Three-time National and four-time ACC Coach of the Year Tony Bennett has a 254-89 (.741) mark in 10 seasons at Virginia and 323-122 (.726) career mark in 13 seasons.
- Bennett became the 80th active Division I head coach to win his 300th career game against Marshall on Dec. 31, 2018.
- In 2018-19, Bennett led the Cavaliers to their first NCAA national championship, a share of their ninth ACC regular-season title and school-record 35 wins.

GETTING DEFENSIVE

- UVA ranked first nationally in scoring defense at 56.1 ppg.
- The Cavaliers limited 11 opponents to fewer than 50 points (Coppin State, Morgan State, Towson, Wisconsin, VCU, William & Mary, Clemson, Wake Forest, Miami, Pitt and Oregon).
- UVA held 27 opponents to 40 percent or less field goal shooting and 28 opponents to 33 percent or less 3-point shooting.
- The Cavaliers forced 31 shot clock violations.
- UVA out-rebounded 30 opponents.
- Bennett-coached teams have led the nation in scoring defense six times and finished in the top-five nationally in 10 of 13 seasons.

FOUR CAVALIERS AMONG ACC LEADERS

- Kyle Guy ranked first in the ACC in 3-pointers (3.2), third in 3-point percentage (42.6%), seventh in minutes (35.4) and 12th in scoring (15.4).
- Ty Jerome ranked first in assists (5.5), second in assist-to-turnover ratio (3.3), fifth in 3-point percentage (40%), 13th in minutes (34.0) and 21st in scoring (13.6).
- De'Andre Hunter ranked fourth in field goal percentage (52%), 10th in free throw percentage (78.3%) and 13th in scoring (15.2).
- Mamadi Diakite ranks seventh in blocked shots (1.7).

THE ELECTRIC 70s, AWESOME 80s & DIVINE 90s

- Virginia scored 70 or more points in 21 games (19-2) and is 125-8 when scoring at least 70 points under Tony Bennett.
- UVA scored 80 or more points in nine games (9-0) and is 35-1 when scoring 80 or more points under Bennett with its lone loss a 93-81 decision at North Carolina in 2012-13.
- Bennett was 4-0 when scoring 80+ points at Washington State.
- UVA scored 100 points against Marshall for the first time under Tony Bennett and added 97 points against Coppin State.
- UVA is 4-0 all-time when scoring 90 or more points under Bennett.

WORLD WIDE CAVALIERS

- Virginia and Maine led the nation with players from five different continents. In addition to North America, UVA was represented by Africa (Mamadi Diakite), Europe (Francesco Badocchi), South America (Francisco Caffaro) and Australia (Kody Statmann).
- New Zealander Jack Salt gave the Cavaliers five foreign players.

HOLDING FOES UNDER 50

- Virginia held 11 opponents (11-0) to fewer than 50 points and is 87-2 when achieving the mark in the Tony Bennett era.
- Bennett-coached teams are 112-3 when holding opponents to fewer than 50 points (25-1 in three years at Washington State).
- UVA is 23-0 under Bennett when limiting foes to 40 or fewer points.

HOOS GO STREAKING ON THE ROAD

- The Cavaliers' 12-game league road winning streak (2017-19) ended with the 72-70 loss at Duke on Jan. 19, 2019.
- The streak ranks fourth all-time in ACC history behind Duke's 24-game streak (1998-2001) and 14-game streak (1962-64) and NC State's 13-game streak (1972-74).

RECORDS WATCH

- Kyle Guy finished his UVA career ranked first in 3-point shooting accuracy (42.5%), third in 3-pointers (254) and 26th in scoring (1,323 points).
- Guy's 120 3-pointers in 2018-19 rank second on UVA's single-season list.
- Ty Jerome finished his UVA career ranked sixth in 3-point percentage (39.2) and 11th in 3-pointers (166) and assists (384).
- Jerome's 166 assists rank third on UVA's single-season list, while his 79 3-pointers rank 10th.
- Mamadi Diakite's 63 blocked shots rank sixth on UVA's single-season list.

CAVALIERS IN THE NBA

- Justin Anderson (Atlanta), Malcolm Brogdon (Milwaukee), Joe Harris (Brooklyn) and Mike Scott (Philadelphia) are former Cavaliers who played in the NBA in 2018-19.
- Harris captured the 2019 NBA All-Star 3-point shooting title in Charlotte on Feb. 16, defeating Golden State's Stephen Curry 26-24 in the final round.
- Dallas head coach Rick Carlisle helped the Cavaliers to their last NCAA Final Four in 1984.



2018-19 RESULTS

35-3 overall • 16-2 ACC • 15-1 Home • 10-1 Away • 10-1 Neutral

Date	Opponent	Score	Attendance	High Points	High Rebounds	High Assists	High Steals	High Blocks
11/6/18	TOWSON	W, 73-42	13,807	(20) Jerome	(10) Hunter	(6) Clark	(2) Jerome	(1) Several
11/11/18	GEORGE WASHINGTON	W, 76-57	13,574	(20) Guy, Jerome	(6) Guy, Jerome	(7) Jerome	(4) Jerome	(2) Diakite
11/16/18	COPPIN STATE	W, 97-40	13,971	(20) Hunter	(7) Key	(6) Jerome	(3) Hunter	(2) Diakite, Key
11/21/18	vs. Middle Tennessee ^	W, 74-52	1,115	(15) Guy, Hunter	(8) Hunter	(9) Hunter	(3) Guy	(2) Huff
11/22/18	vs. Dayton ^	W, 66-59	2,258	(23) Hunter	(6) Hunter, Key	(2) Several	(4) Key	None
11/23/18	vs. Wisconsin ^	W, 53-46	2,249	(20) Hunter	(9) Hunter	(5) Jerome	(3) Clark, Jerome	(1) Hunter, Salt
11/28/18	at Maryland #	W, 76-71	17,950	(18) Guy	(7) Salt	(4) Clark, Hunter	(2) Clark, Key	(1) Hunter, Salt
12/3/18	MORGAN STATE	W, 83-45	13,397	(15) Guy, Hunter	(9) Key	(5) Jerome	(5) Jerome	(3) Huff
12/9/18	VCU	W, 57-49	13,648	(15) Guy	(8) Jerome	(4) Clark	(2) Clark, Jerome	(1) Diakite, Salt
12/19/18	at South Carolina	W, 69-52	12,291	(25) Jerome	(9) Salt	(7) Jerome	(2) Diakite, Key	(1) Diakite, Salt
12/22/18	WILLIAM & MARY	W, 72-40	14,623	(18) Hunter	(9) Jerome	(4) Jerome	(2) Hunter, Jerome	(1) Diakite
12/31/18	MARSHALL	W, 100-64	14,623	(30) Guy	(8) Guy, Huff, Key	(4) Jerome, Salt	(3) Diakite, Jerome	(2) Diakite, Huff
1/5/19	FLORIDA STATE *	W, 65-52	14,623	(21) Guy	(6) Hunter, Key	(6) Jerome	(1) Several	(1) Diakite, Huff
1/9/19	at Boston College *	W, 83-56	5,738	(18) Diakite, Hunter	(9) Key	(5) Guy	(2) Guy	(2) Diakite, Key
1/12/19	at Clemson *	W, 63-43	9,242	(13) Guy	(8) Key, Salt	(5) Jerome	(2) Key	(1) Diakite, Huff
1/15/19	VIRGINIA TECH *	W, 81-59	14,623	(21) Hunter	(5) Guy, Hunter, Salt	(12) Jerome	(2) Jerome	(1) Diakite, Huff
1/19/19	at Duke *	L, 72-70	9,314	(18) Hunter	(6) Guy, Key	(4) Jerome	(1) Several	(2) Huff
1/22/19	WAKE FOREST *	W, 68-45	14,273	(12) Guy, Huff	(8) Salt	(5) Hunter, Jerome	(2) Guy	(2) Huff
1/26/19	at Notre Dame *	W, 82-55	9,149	(19) Hunter	(9) Jerome	(6) Jerome	(1) Clark, Jerome	(4) Diakite
1/29/19	at NC State *	W, 66-65 ot	18,211	(15) Hunter	(8) Key	(6) Jerome	(1) Guy, Jerome	(4) Diakite
2/2/19	MIAMI *	W, 56-46	13,978	(14) Hunter	(9) Salt	(6) Clark	(2) Hunter, Key	(3) Diakite
2/9/19	DUKE *	L, 81-71	14,629	(16) Guy, Jerome	(10) Key	(4) Jerome	(3) Jerome	(2) Key
2/11/19	at North Carolina *	W, 69-61	21,386	(20) Guy, Hunter	(6) Key	(11) Jerome	(3) Clark	(4) Diakite
2/16/19	NOTRE DAME *	W, 60-54	13,448	(22) Guy	(10) Hunter	(3) Guy, Jerome	(2) Hunter	(2) Diakite
2/18/19	at Virginia Tech *	W, 64-58	9,275	(23) Guy	(7) Guy	(6) Jerome	(2) Guy	(2) Diakite
2/23/19	at Louisville *	W, 64-52	17,529	(26) Hunter	(8) Guy	(5) Jerome	(2) Hunter	(3) Diakite
2/27/19	GEORGIA TECH *	W, 81-51	14,094	(19) Jerome	(8) Diakite	(6) Clark	(2) Key	(3) Diakite
3/2/19	PITTSBURGH *	W, 73-49	13,452	(17) Guy	(6) Huff	(5) Hunter	(3) Huff	(1) Huff
3/4/19	at Syracuse *	W, 79-53	29,052	(25) Guy	(7) Guy	(14) Jerome	(4) Jerome	(4) Diakite
3/9/19	LOUISVILLE	W, 73-68	14,629	(24) Jerome	(6) Guy	(6) Jerome	(2) Jerome	(2) Huff, Key
3/14/19	vs. NC State **	W, 76-56	19,691	(29) Guy	(7) Key	(10) Jerome	(4) Jerome	(1) Salt
3/15/19	vs. Florida State **	L, 69-59	20,116	(13) Hunter	(5) Salt	(4) Guy	(2) Guy, Jerome	(2) Hunter
3/22/19	vs. Gardner-Webb \$	W, 71-56	15,417	(23) Hunter	(9) Diakite	(6) Jerome	(3) Clark, Jerome	(2) Hunter
3/24/19	vs. Oklahoma \$	W, 63-51	16,332	(14) Diakite	(9) Diakite, Key	(3) Guy, Jerome	(3) Jerome	(3) Diakite
3/28/19	vs. Oregon &	W, 53-49	19,831	(13) Jerome	(11) Diakite	(6) Clark, Jerome	(2) Diakite, Jerome	(2) Diakite
3/30/19	vs. Purdue &	W, 80-75 ot	21,623	(25) Guy	(10) Guy	(7) Jerome	(2) Salt	(4) Diakite
4/6/19	vs. Auburn !	W, 63-62	72,711	(21) Jerome	(9) Jerome	(6) Jerome	(1) Clark	(5) Diakite
4/8/19	vs. Texas Tech	W, 85-77 ot	72,062	(27) Hunter	(10) Key	(8) Jerome	(1) Several	(2) Diakite

* = Atlantic Coast Conference game

^ = Battle 4 Atlantis, Paradise Island, Bahamas

= ACC/Big Ten Challenge

** = ACC Tournament, Charlotte, N.C.

\$ = NCAA Tournament 1st/2nd Rounds, Columbia, S.C.

& = NCAA South Regional, Louisville, Ky.

! = NCAA Final Four, Minneapolis, Minn.

2018-19 STATISTICS



ALL GAMES (35-3)

#	Player	GP-GS	Min--Avg	FG-FGA	Pct	3FG-FGA	Pct	FT-FTA	Pct	Off-Def	Tot-Avg	PF-FO	A	TO	Blk	Stl	Pts-Avg
5	Kyle Guy	38-38	1344--35.4	198-441	.449	120-282	.426	70-84	.833	27-144	171-4.5	39-0	78	53	2	26	586-15.4
12	De'Andre Hunter	38-38	1234--32.5	205-394	.520	46-105	.438	123-157	.783	52-141	193-5.1	76-3	75	52	22	22	579-15.2
11	Ty Jerome	37-37	1256--33.9	178-409	.435	79-198	.399	67-91	.736	17-139	156-4.2	64-0	202	61	1	57	502-13.6
25	Mamadi Diakite	38-22	829--21.8	121-220	.550	5-17	.294	35-50	.700	56-112	168-4.4	81-0	12	34	63	17	282-7.4
2	Braxton Key	38-6	753--19.8	74-171	.433	18-59	.305	49-67	.731	50-150	200-5.3	66-0	38	28	21	36	215-5.7
0	Kihei Clark	38-20	1018--26.8	55-157	.350	29-85	.341	33-40	.825	16-73	89-2.3	52-0	97	39	0	28	172-4.5
30	Jay Huff	34-0	318--9.4	58-96	.604	14-31	.452	20-30	.667	19-54	73-2.1	50-0	8	17	2	8	50-4.4
33	Jack Salt	37-29	614--16.6	56-93	.602	0-0	.000	24-47	.511	55-83	138-3.7	80-1	16	24	11	12	136-3.7
23	Kody Stattmann	18-0	73--4.1	9-21	.429	4-15	.267	8-9	.889	2-9	11-0.6	8-0	2	5	0	1	30-1.7
13	Grant Kersey	10-0	17--1.7	3-3	1.000	2-2	1.000	5-5	1.000	1-1	2-0.2	0-0	1	2	0	2	13-1.3
24	Marco Anthony	22-0	119--5.4	8-27	.296	2-7	.286	8-12	.667	0-12	12-0.5	1-0	0	11	8	1	26-1.2
45	Austin Katstra	11-0	29--2.6	4-10	.400	2-8	.250	0-0	.000	1-5	6-0.5	4-0	3	1	1	0	10-0.9
10	Jayden Nixon	14-0	43--3.1	3-10	.300	0-3	.000	2-4	.500	3-5	8-0.6	10-0	1	4	2	2	8-0.6
1	F. Badocchi	11-0	28--2.5	2-4	.500	0-1	.000	1-2	.500	3-3	6-0.5	2-0	0	0	0	0	5-0.5
Team											46-43	89		14			
Total		38	7675	974-2056	.474	321-813	.395	445-598	.744	348-974	1322-34.8	542-4	544	342	149	211	2714-71.4
Opponents		38	7679	769-1995	.385	245-848	.289	349-524	.666	331-798	1129-29.7	592-0	333	404	103	189	2132-56.1

ACC GAMES (16-2)

#	Player	GP-GS	Min--Avg	FG-FGA	Pct	3FG-FGA	Pct	FT-FTA	Pct	Off-Def	Tot-Avg	PF-FO	A	TO	Blk	Stl	Pts-Avg
12	De'Andre Hunter	18-18	597--33.2	100-188	.532	24-48	.500	57-75	.760	19-78	97-5.4	34-1	38	27	11	10	281-15.6
5	Kyle Guy	18-18	633--35.2	94-205	.459	61-136	.449	26-32	.813	10-76	86-4.8	18-0	38	27	1	14	275-5.3
11	Ty Jerome	17-17	580--34.1	81-178	.455	33-76	.434	26-36	.722	7-60	67-3.9	27-0	103	29	0	17	221-13.0
25	Mamadi Diakite	18-11	405--22.5	58-111	.523	2-6	.333	18-26	.692	31-51	82-4.6	9-0	5	17	37	6	136-7.6
2	Braxton Key	18-1	385--21.4	38-96	.396	10-34	.294	27-36	.750	23-77	100-5.6	28-0	22	15	15	15	113-6.3
30	Jay Huff	18-0	199--11.1	39-61	.639	9-17	.529	10-15	.667	9-37	46-2.6	31-0	5	1	16	6	97-5.4
0	Kihei Clark	18-8	433--24.1	21-62	.339	13-35	.371	7-9	.778	7-30	37-2.1	19-0	38	16	0	11	62-3.4
33	Jack Salt	18-17	284--15.8	25-41	.610	0-0	.000	9-20	.450	23-39	62-3.4	38-1	6	9	4	6	59-3.3
24	Marco Anthony	10-0	33--3.3	3-12	.250	1-3	.333	4-7	.571	0-3	3-0.3	4-0	1	5	0	0	11-1.1
45	Austin Katstra	4-0	8--2.0	1-2	.500	1-2	.500	0-0	.000	1-1	2-0.5	1-0	0	0	0	0	3-0.8
23	Kody Stattmann	9-0	28--3.1	2-5	.400	2-4	.500	0-1	.000	0-5	5-0.6	4-0	0	3	0	0	6-0.7
10	Jayden Nixon	6-0	16--2.7	1-1	1.000	0-0	.000	0-0	.000	1-0	1-0.2	5-0	1	1	1	1	2-0.3
1	F. Badocchi	7-0	19--2.7	1-2	.500	0-1	.000	0-0	.000	1-2	3-0.4	0-0	0	0	0	0	2-0.3
13	Grant Kersey	4-0	5--1.3	0-0	.000	0-0	.000	0-0	.000	0-1	1-0.3	0-0	0	1	0	1	0-0.0
Team											28-20	48		8			
Total		18	3625	464-964	.481	156-362	.431	184-257	.716	160-480	640-35.6	248-2	257	169	85	87	1268-70.4
Opponents		18	3625	362-971	.373	123-430	.286	173-259	.668	169-370	539-29.9	253-0	167	168	50	103	1020-56.7



POINTS-REBOUNDS-ASSISTS

2019-20 UVA MEN'S BASKETBALL

Opponent	Clark	Badocchi	Key	Guy	Nixon	Jerome	Hunter	Kersey	Stattmann	Anthony	Diakite	Huff	Salt	Katstra
TOWSON	4-1-6	DNP	7-9-1	8-2-3	1-0-0	20-3-4	13-10-1	0-0-0	0-0-1	5-1-1	2-2-1	8-1-0	3-3-0	2-2-1
GEORGE WASHINGTON	2-2-3	DNP	5-3-1	20-6-4	0-0-0	20-6-7	10-4-0	2-0-0	0-1-0	0-0-1	10-3-0	3-3-1	4-3-1	0-0-0
COPPIN ST.	9-2-2	DNP	7-7-1	7-6-5	2-3-0	11-4-6	20-1-3	3-0-0	6-2-1	2-2-4	18-3-1	9-4-0	DNP	3-0-1
vs Middle Tennessee	7-2-1	DNP	13-7-2	15-2-1	0-0-0	7-1-3	15-8-9	DNP	2-1-0	0-1-0	8-2-0	3-3-0	4-4-0	0-1-0
vs Dayton	9-5-2	DNP	3-6-2	14-3-1	DNP	15-1-2	23-6-1	DNP	DNP	DNP	0-1-0	0-1-0	2-4-0	DNP
vs Wisconsin	5-5-2	DNP	0-0-0	9-3-3	DNP	11-4-5	20-9-0	DNP	DNP	DNP	6-2-0	DNP	2-5-0	DNP
at Maryland	4-2-4	DNP	10-1-0	18-3-3	DNP	17-3-1	15-5-4	DNP	DNP	0-1-1	0-1-1	DNP	12-7-1	DNP
MORGAN ST.	3-2-2	DNP	6-9-1	15-1-2	1-0-0	8-3-5	15-1-1	5-0-1	9-1-0	8-4-1	3-3-1	2-2-0	6-4-2	2-0-1
VCU	9-2-4	DNP	3-4-1	15-6-1	DNP	14-8-3	9-4-0	DNP	DNP	0-0-0	6-5-0	0-0-0	1-7-0	DNP
at South Carolina	2-0-2	DNP	5-7-0	18-1-0	DNP	25-6-7	5-3-3	DNP	DNP	0-0-0	10-5-1	DNP	4-9-2	DNP
WILLIAM & MARY	2-1-1	0-2-0	9-4-0	16-7-1	2-3-0	8-9-4	18-4-3	0-0-0	2-1-0	0-0-1	6-6-2	3-1-0	6-2-0	0-1-0
MARSHALL	5-2-2	2-1-0	7-8-2	30-8-0	0-1-0	14-3-4	11-5-3	3-1-0	3-0-0	0-0-1	9-4-0	14-8-2	2-3-4	0-0-0
FLORIDA ST.	0-1-1	2-0-0	20-6-0	21-5-3	0-0-0	6-4-6	6-6-1	0-0-0	0-1-0	2-0-0	6-4-0	0-0-0	2-5-1	0-0-0
at Boston College	0-0-4	0-0-0	9-9-2	10-8-5	DNP	13-4-4	18-6-2	DNP	3-1-0	0-0-0	18-7-0	5-1-0	7-2-0	DNP
at Clemson	5-1-1	0-0-0	7-8-3	13-3-1	DNP	8-3-5	12-7-1	DNP	0-1-0	0-0-0	0-5-0	11-7-0	7-8-0	DNP
VIRGINIA TECH	9-2-1	0-0-0	7-1-2	15-5-1	DNP	14-4-12	21-5-2	DNP	0-0-0	0-0-0	4-3-0	7-2-0	4-5-0	DNP
at Duke	2-1-1	DNP	11-6-2	14-6-1	DNP	14-4-4	18-4-0	DNP	DNP	DNP	2-1-0	4-1-0	5-4-0	DNP
WAKE FOREST	0-0-0	0-0-0	4-7-1	12-4-3	0-0-0	10-3-5	11-7-5	DNP	0-0-0	1-0-0	11-7-0	12-2-0	7-8-0	0-1-0
at Notre Dame	12-1-1	0-2-0	4-6-1	15-5-0	0-0-0	13-9-6	19-7-2	0-1-0	3-0-0	0-1-0	10-7-0	2-2-1	4-3-1	DNP
at NC State	0-1-1	DNP	8-8-1	10-6-3	DNP	12-6-6	15-5-4	DNP	DNP	DNP	8-5-0	8-1-0	5-4-0	DNP
MIAMI (FL)	9-5-6	DNP	5-8-4	10-4-3	DNP	DNP	14-6-2	DNP	DNP	0-0-0	11-6-0	0-2-1	7-9-0	DNP
DUKE	3-1-1	DNP	4-10-2	16-0-3	DNP	16-3-4	11-4-1	DNP	DNP	DNP	7-3-1	8-2-1	6-2-2	DNP
at North Carolina	3-2-2	DNP	1-6-0	20-2-1	DNP	15-4-11	20-5-2	DNP	DNP	DNP	6-2-0	2-2-0	2-3-0	DNP
NOTRE DAME	0-5-2	DNP	3-5-1	22-6-3	DNP	8-3-3	20-10-2	DNP	DNP	DNP	5-5-0	0-0-0	2-1-1	DNP
at Virginia Tech	0-2-2	DNP	6-3-2	23-7-3	DNP	16-3-6	10-4-0	DNP	DNP	DNP	8-6-1	0-1-0	1-1-0	DNP
at Louisville	0-5-4	DNP	0-1-0	8-8-3	DNP	4-4-5	26-4-0	DNP	DNP	DNP	14-5-0	12-7-0	0-1-0	DNP
GEORGIA TECH	8-3-6	0-1-0	8-6-1	11-2-1	0-0-0	19-5-4	18-4-3	DNP	0-1-0	2-2-1	7-8-1	8-4-0	0-1-0	DNP
PITTSBURGH	6-3-4	DNP	5-5-0	17-2-1	0-0-1	13-1-2	12-3-5	0-0-0	0-0-0	6-0-0	6-2-0	5-6-1	0-2-0	3-0-0
at Syracuse	0-1-0	DNP	2-0-0	25-7-2	2-1-0	16-3-14	21-6-4	0-0-0	0-1-0	0-0-0	9-5-1	4-5-0	0-2-0	0-1-0
LOUISVILLE	5-3-1	DNP	9-5-0	13-6-1	DNP	24-4-6	9-4-2	DNP	DNP	DNP	4-1-1	9-1-1	0-1-1	DNP
vs NC State	2-4-3	1-0-0	1-7-0	29-4-3	DNP	2-5-10	16-3-2	DNP	2-0-0	0-0-0	2-0-0	3-0-0	18-6-0	DNP
vs Florida St.	9-4-1	DNP	4-4-1	11-2-4	DNP	10-2-2	13-1-0	DNP	DNP	DNP	3-0-0	1-0-0	8-5-0	DNP
vs Gardner-Webb	3-5-4	0-0-0	5-3-0	8-6-1	0-0-0	13-3-6	23-6-1	DNP	0-0-0	0-0-0	17-9-0	2-0-0	0-1-0	DNP
vs Oklahoma	9-2-2	DNP	9-9-2	4-5-3	DNP	12-2-3	10-3-0	DNP	DNP	DNP	14-9-0	5-3-0	0-1-0	DNP
vs Oregon	12-4-6	DNP	0-0-0	10-4-1	DNP	13-6-6	11-4-1	DNP	DNP	DNP	7-11-0	0-1-0	0-1-0	DNP
vs Purdue	2-3-5	DNP	0-0-0	25-10-0	DNP	24-5-7	10-5-2	DNP	DNP	DNP	14-7-0	0-0-0	5-8-0	DNP
vs Auburn	9-2-3	DNP	2-2-0	15-3-4	DNP	21-9-6	14-5-2	DNP	DNP	DNP	2-6-0	DNP	0-2-0	DNP
vs Texas Tech	3-2-4	DNP	6-10-2	24-3-0	DNP	16-6-8	27-9-1	DNP	DNP	DNP	9-7-0	0-0-0	0-1-0	DNP

2018-19 BOX SCORES



Official Basketball Box Score -- Game Totals -- Final Statistics Towson vs Virginia 11/06/18 7:00 pm at Charlottesville, Va. (JPJ)



Towson 42 • 0-1

#	Player	Total		3-Ptr		Rebounds			PF	TP	A			Min
		FG	F-GA	FG	F-GA	Off	Def	Tot			Tot	Blk	Stl	
20	Nakye Sanders	f	0-2	0-0	3-6	0	3	3	3	0	4	0	0	24
44	Alex Thomas	f	0-2	0-1	3-4	1	2	3	4	3	0	1	0	26
00	Tobias Howard	c	3-7	3-6	1-2	0	1	1	2	10	0	3	0	31
23	Brian Fobbs	g	4-12	1-5	0-2	2	4	6	0	9	0	1	0	31
25	Nicolas Timberlake	g	2-6	0-2	2-5	1	2	3	2	6	0	2	0	26
03	Allen Betrand		0-2	0-0	0-0	0	1	1	1	0	0	0	0	15
05	Jakigh Dotton		1-3	0-0	3-6	0	2	2	0	5	0	1	0	15
10	Yayizhan Selsuk		0-2	0-0	0-0	1	1	2	0	0	0	0	0	4
11	Dennis Tunstall		3-4	0-0	0-0	5	1	6	4	6	0	1	0	15
13	Quinton Drayton		0-0	0-0	0-0	1	0	1	1	0	0	1	0	3
22	Solomon Uyaelummo		0-0	0-0	0-2	0	3	3	1	0	0	0	0	12
32	Chris Calliguran		0-1	0-0	0-0	0	0	0	0	0	0	0	0	1
Team						1	0	1						
Totals			13-41	4-14	12-27	12	20	32	18	42	0	14	0	203

FG % 1st Half: 6-21 28.6% 2nd half: 7-20 35.0% Game: 13-41 31.7%
3FG % 1st Half: 2-6 33.3% 2nd half: 2-8 25.0% Game: 4-14 28.6%
FT % 1st Half: 5-12 41.7% 2nd half: 7-15 46.7% Game: 12-27 44.4%

Deadball
Rebounds
6

Virginia 73 • 1-0

#	Player	Total		3-Ptr		Rebounds			PF	TP	A			Min
		FG	F-GA	FG	F-GA	Off	Def	Tot			Tot	Blk	Stl	
33	Jack Salt	c	1-1	0-0	1-2	2	1	3	3	3	0	2	1	0
02	Braxton Key	g	3-8	1-3	0-0	4	5	9	2	7	1	0	1	15
05	Kyle Guy	g	2-6	1-5	3-4	0	2	2	0	8	3	0	0	31
11	Ty Jerome	g	6-10	6-9	2-2	0	3	3	1	20	4	2	0	29
12	De'Andre Hunter	g	5-12	0-1	3-5	4	6	10	3	13	1	0	0	26
00	Kihei Clark		2-4	0-2	0-0	0	1	1	3	4	6	1	0	15
01	Grant Kersey		0-0	0-0	0-0	0	0	0	0	0	0	0	0	1
10	Jayden Nixon		0-0	0-0	1-2	0	0	0	0	1	0	0	0	4
23	Kody Statmann		0-2	0-2	0-0	0	0	0	1	0	1	0	0	4
24	Marco Anthony		2-3	1-1	0-1	0	1	1	2	5	1	0	0	9
25	Mamadi Diakite		1-3	0-2	0-0	0	2	2	3	2	1	0	0	17
30	Jay Huff		3-4	1-1	1-2	1	0	1	1	8	0	0	0	8
45	Austin Katstra		1-1	0-0	0-0	0	2	2	0	2	1	0	1	0
Team						0	1	1						
Totals			26-54	10-26	11-18	11	24	35	19	73	19	5	3	201

FG % 1st Half: 10-27 37.0% 2nd half: 16-27 59.3% Game: 26-54 48.1%
3FG % 1st Half: 4-14 28.6% 2nd half: 6-12 50.0% Game: 10-26 38.5%
FT % 1st Half: 4-7 57.1% 2nd half: 7-11 63.6% Game: 11-18 61.1%

Deadball
Rebounds
4,1

Officials: Technical fouls: Towson-None, Virginia-None.
Attendance: 13807
2018-19 Men's Basketball. Round: 0. Towson vs Virginia. Played at .

Score by periods	1st	2nd	Total
Towson	19	23	42
Virginia	28	45	73

	In	Off	2nd	Fast	Bench
Points TOW	18	7	10	4	11
VA	26	18	7	22	

Last FG - TOW 2nd-01:50, VA 2nd-01:02.
Largest lead - TOW by 3 1st-19:14, VA by 31 2nd-00:33.
TOW led for 02:44, VA led for 34:40. Game was tied for 02:36.

Score tied - 2 times.
Lead changed - 3 times.



Official Basketball Box Score -- Game Totals -- Final Statistics George Washington vs Virginia 11/11/18 2:00 pm at Charlottesville, Va. (JPJ)



George Washington 57 • 0-3

#	Player	Total		3-Ptr		Rebounds			PF	TP	A			Min
		FG	F-GA	FG	F-GA	Off	Def	Tot			Tot	Blk	Stl	
11	Arnaldo Toro	f	1-4	0-0	0-3	2	6	8	2	5	2	1	1	26
00	Justin Mazzulla	g	1-5	0-2	1-2	0	2	2	3	0	2	0	0	31
01	Terry Nolan Jr.	g	3-5	2-4	5-7	0	0	0	3	13	0	2	0	27
02	Armel Potter	g	1-7	1-2	0-0	1	2	3	3	3	2	0	1	29
13	D.J. Williams	g	6-10	1-3	4-5	0	5	5	1	17	1	2	0	29
04	Justin Williams		0-0	0-0	0-2	0	1	1	1	0	0	1	1	0
05	Adam Mitola		0-1	0-1	0-0	0	0	0	0	0	0	0	0	4
12	Shandon Brown		0-1	0-1	0-2	0	2	2	3	0	0	0	0	11
14	Maceo Jack		3-7	2-5	0-0	1	0	1	1	8	1	1	0	15
15	Mezie Offurum		0-1	0-0	2-2	0	1	1	1	2	1	0	0	11
32	Javier Langarica		2-3	0-0	0-0	0	0	0	1	4	0	0	0	4
35	Marcus Littles		1-1	0-0	0-0	1	0	1	3	2	0	4	0	9
Team						1	0	1						
Totals			18-45	6-18	15-23	6	19	25	21	57	8	16	2	200

FG % 1st Half: 5-22 22.7% 2nd half: 13-23 56.5% Game: 18-45 40.0%
3FG % 1st Half: 1-9 11.1% 2nd half: 5-9 55.6% Game: 6-18 33.3%
FT % 1st Half: 6-10 60.0% 2nd half: 9-13 69.2% Game: 15-23 65.2%

Deadball
Rebounds
3,3

Virginia 76 • 2-0

#	Player	Total		3-Ptr		Rebounds			PF	TP	A			Min
		FG	F-GA	FG	F-GA	Off	Def	Tot			Tot	Blk	Stl	
33	Jack Salt	c	1-5	0-0	2-2	0	3	3	2	4	1	1	0	21
02	Braxton Key	g	2-5	0-2	1-3	1	2	3	5	1	1	0	3	17
05	Kyle Guy	g	8-15	4-8	0-1	1	5	6	4	20	4	1	0	32
11	Ty Jerome	g	7-9	4-5	2-3	0	6	6	1	20	7	2	0	4
12	De'Andre Hunter	g	5-7	0-0	0-0	1	3	4	2	10	0	1	0	20
00	Kihei Clark		1-3	0-2	0-0	0	2	2	1	2	3	1	0	25
01	Grant Kersey		0-0	0-0	2-2	0	0	0	0	2	0	0	0	1
10	Jayden Nixon		0-1	0-0	0-0	0	0	0	0	0	0	0	0	2
23	Kody Statmann		0-0	0-0	0-0	0	1	1	1	0	0	1	0	3
24	Marco Anthony		0-0	0-0	0-0	0	0	0	0	0	1	0	0	12
25	Mamadi Diakite		0-0	0-1	0-0	2	1	3	3	10	0	2	2	0
30	Jay Huff		1-2	0-1	1-2	0	3	3	3	3	1	0	1	16
45	Austin Katstra		0-0	0-0	0-0	0	0	0	2	0	0	1	0	2
Team						1	0	1						
Totals			30-55	8-19	8-13	6	26	32	22	76	18	12	3	199

FG % 1st Half: 16-29 55.2% 2nd half: 14-26 53.8% Game: 30-55 54.5%
3FG % 1st Half: 5-12 41.7% 2nd half: 3-7 42.9% Game: 8-19 42.1%
FT % 1st Half: 5-7 71.4% 2nd half: 3-6 50.0% Game: 8-13 61.5%

Deadball
Rebounds
2

Officials: Technical fouls: George Washington-None, Virginia-None.
Attendance: 13574
2018-19 Men's Basketball. Round: 0. George Washington vs Virginia. Played at .

Score by periods	1st	2nd	Total
George Washington	17	40	57
Virginia	42	34	76

	In	Off	2nd	Fast	Bench
Points GWU	22	10	7	10	16
VA	36	16	11	5	17

Last FG - GWU 2nd-00:33, VA 2nd-04:36.
Largest lead - GWU None, VA by 31 2nd-08:14.
GWU led for 00:00, VA led for 39:43. Game was tied for 00:17.

Score tied - 0 times.
Lead changed - 0 times.



Official Basketball Box Score -- Game Totals -- Final Statistics Coppin St. vs Virginia 11/16/18 7:00 pm at Charlottesville, Va. (JPJ)



Coppin St. 40 • 0-4

#	Player	Total		3-Ptr		Rebounds			PF	TP	A			Min
		FG	F-GA	FG	F-GA	Off	Def	Tot			Tot	Blk	Stl	
01	Chad Andrews-Fulton	f	2-5	1-2	0-0	1	3	4	3	5	4	3	0	21
05	Cedric Council	f	1-3	0-1	0-0	1	2	3	3	2	1	1	0	24
00	Ibn Williams	g	2-9	2-4	0-0	0	2	2	1	6	0	4	0	33
13	Dejuan Clayton	g	2-6	0-2	0-0	0	1	1	3	4	1	1	0	26
22	Lamar Morgan	g	2-8	2-8	0-0	0	3	3	2	6	0	1	0	28
03	Gilr Ring		1-2	0-1	0-0	0	0	0	0	2	0	0	0	3
04	Nigel Marshall		2-8	0-2	0-0	0	1	1	1	4	2	1	0	23
11	Justin Steers		1-2	0-0	0-0	0	1	1	2	1	2	1	0	7
21	Lucian Brownlee		1-2	1-2	0-0	0	1	1	0	3	1	0	0	7
23	Kent Auslander		1-3	0-2	0-0	0	2	2	1	2	0	2	0	17
25	Brendan Medley-Bacon		2-4	0-0	0-0	1	3	4	4	4	0	1	0	12
Team						1	1	2						
Totals			17-52	6-24	0-0	5	20	25	19	40	10	16	0	201

FG % 1st Half: 7-27 25.9% 2nd half: 10-25 40.0% Game: 17-52 32.7%
3FG % 1st Half: 3-12 25.0% 2nd half: 3-12 25.0% Game: 6-24 25.0%
FT % 1st Half: 0-0 0.0% 2nd half: 0-0 0.0% Game: 0-0 0.0%

Deadball
Rebounds
0

Virginia 97 • 3-0

#	Player	Total	
---	--------	-------	--



2018-19 BOX SCORES



Official Basketball Box Score -- Game Totals -- Final Statistics Virginia vs Dayton 11/22/18 4:00 PM at Imperial Arena, Paradise Island, Bahamas



Virginia 66 • 5-0

#	Player	Total		3-Ptr		Rebounds			PF	TP	A TO Blk Stl				Min
		FG-FGA	FG-FGA	FT-FTA	FT-FTA	Off	Def	Tot			A	TO	Blk	Stl	
25	Mamadi Diakite	r	0-2	0-0	0-0	1	0	1	3	0	0	0	0	0	8
02	Braxton Key	g	1-6	0-3	1-2	1	5	6	2	3	2	0	0	0	33
05	Kyle Guy	g	5-11	2-6	2-2	2	1	3	0	14	1	1	0	0	38
11	Ty Jerome	g	3-10	2-6	7-10	1	0	1	2	15	2	1	0	0	27
12	De'Andre Hunter	g	8-11	1-2	6-6	5	1	6	2	23	1	2	0	1	39
00	Kihei Clark	g	3-7	2-3	1-2	1	4	5	1	9	2	3	0	0	30
30	Jay Huff	g	0-0	0-0	0-0	0	1	1	0	0	0	1	0	0	5
33	Jack Salt	g	1-2	0-0	0-0	1	3	4	4	2	0	1	0	0	20
Team						2	1	3							
Totals			21-49	7-20	17-22	14	16	30	14	66	8	9	0	6	200

FG % 1st Half: 10-27 37.0% 2nd half: 11-22 50.0% Game: 21-49 42.9%
3FG % 1st Half: 3-10 30.0% 2nd half: 4-10 40.0% Game: 7-20 35.0%
FT % 1st Half: 4-4 100.0 2nd half: 13-18 72.2% Game: 17-22 77.3%

Dayton 59 • 4-1

#	Player	Total		3-Ptr		Rebounds			PF	TP	A TO Blk Stl				Min
		FG-FGA	FG-FGA	FT-FTA	FT-FTA	Off	Def	Tot			A	TO	Blk	Stl	
00	Cunningham, Josh	r	6-8	0-0	3-5	2	3	5	2	15	0	5	0	1	32
33	Mikesell, Ryan	r	1-2	0-1	0-0	1	5	6	2	2	0	2	0	0	19
03	Landers, Trey	g	4-10	0-3	1-2	4	1	5	3	9	3	2	1	3	35
04	Davis, Jordan	g	2-6	1-3	0-0	0	2	2	4	5	1	2	0	0	32
10	Crutcher, Jalen	g	4-9	3-6	0-1	0	2	2	3	11	7	1	0	1	37
01	Toppin, Obi	g	6-7	1-1	0-0	1	3	4	2	13	1	0	1	0	26
31	Matos, Jhery	g	1-1	0-0	0-0	0	0	0	4	2	0	0	0	0	13
35	Cohill, Dwayne	g	1-3	0-0	0-0	1	2	3	1	2	0	0	0	0	6
Team						0	0	0							
Totals			25-46	5-14	4-8	9	18	27	21	59	12	14	2	6	200

FG % 1st Half: 9-17 52.9% 2nd half: 16-29 55.2% Game: 25-46 54.3%
3FG % 1st Half: 1-4 25.0% 2nd half: 4-10 40.0% Game: 5-14 35.7%
FT % 1st Half: 3-7 42.9% 2nd half: 1-1 100.0 Game: 4-8 50.0%

Officials: Gary Maxwell, Tony Padilla, Raymone Stoyens
Technical fouls: Virginia-None. Dayton-None.
Attendance: 2258
2018 Bad Boy Mowers Battle 4 Atlantis - Game 6

Score by periods	1st	2nd	Total
Virginia	27	39	66
Dayton	22	37	59

Last FG - VA 2nd-00:55, UD 2nd-00:17.
Largest lead - VA by 9 2nd-14:31, UD by 7 1st-15:33.
VA led for 25:34. UD led for 11:43. Game was tied for 02:43.

Points	In Paint	Off T/O	2nd Chance	Fast Break	Bench
VA	22	15	20	0	11
UD	36	9	16	2	17

Score tied - 1 time.
Lead changed - 1 time.



Official Basketball Box Score -- Game Totals -- Final Statistics Virginia vs Wisconsin 11/23/18 2:00 PM at Imperial Arena, Paradise Island, Bahamas



Virginia 53 • 6-0

#	Player	Total		3-Ptr		Rebounds			PF	TP	A TO Blk Stl				Min
		FG-FGA	FG-FGA	FT-FTA	FT-FTA	Off	Def	Tot			A	TO	Blk	Stl	
33	Jack Salt	c	1-4	0-0	0-0	4	1	5	4	2	0	1	1	1	26
00	Kihei Clark	g	1-3	1-1	2-2	0	5	5	0	5	2	0	0	0	37
05	Kyle Guy	g	3-10	2-6	1-2	0	3	3	1	9	3	2	0	0	34
11	Ty Jerome	g	5-17	1-6	0-0	1	3	4	3	11	5	0	0	0	38
12	De'Andre Hunter	g	8-14	0-3	4-6	1	8	9	0	20	0	1	1	0	36
02	Braxton Key	g	0-4	0-1	0-0	0	0	0	1	0	0	0	0	0	12
25	Mamadi Diakite	g	2-2	0-0	2-2	0	2	2	0	6	0	1	0	1	17
Team						1	2	3							
Totals			20-54	4-17	9-12	7	24	31	9	53	10	5	2	9	200

FG % 1st Half: 13-27 48.1% 2nd half: 7-27 25.9% Game: 20-54 37.0%
3FG % 1st Half: 3-8 37.5% 2nd half: 1-9 11.1% Game: 4-17 23.5%
FT % 1st Half: 4-4 100.0 2nd half: 5-8 62.5% Game: 9-12 75.0%

Wisconsin 46 • 5-1

#	Player	Total		3-Ptr		Rebounds			PF	TP	A TO Blk Stl				Min
		FG-FGA	FG-FGA	FT-FTA	FT-FTA	Off	Def	Tot			A	TO	Blk	Stl	
22	Happ, Ethan	r	11-19	0-0	0-0	1	14	15	3	22	6	6	4	0	36
35	Reuvers, Nate	r	1-3	0-1	0-0	1	2	3	2	2	3	1	1	0	30
00	Trice, D'Mitrik	g	2-9	0-2	1-2	0	4	4	1	5	1	3	0	0	37
21	Iverson, Khalil	g	3-3	0-0	1-1	1	5	6	0	7	2	0	0	1	31
04	Davison, Brad	g	2-8	1-4	0-0	1	1	2	4	5	0	0	0	2	27
31	Pritzl, Brevin	g	0-1	0-1	0-0	0	1	1	0	0	0	0	0	0	4
02	Ford, Aleem	g	0-1	0-1	0-0	0	0	0	0	0	0	0	0	0	3
12	Anderson, Trevor	g	0-0	0-0	0-0	0	0	0	0	0	0	0	0	0	3
15	Thomas, Charles	g	0-0	0-0	0-0	0	0	0	0	0	0	0	0	0	2
23	King, Kobe	g	2-4	1-2	0-0	0	0	0	1	5	0	1	0	1	27
Team						0	2	2							
Totals			21-48	2-11	2-3	4	29	33	11	46	13	13	5	4	200

FG % 1st Half: 9-25 36.0% 2nd half: 12-23 52.2% Game: 21-48 43.8%
3FG % 1st Half: 0-5 0.0% 2nd half: 2-6 33.3% Game: 2-11 18.2%
FT % 1st Half: 0-0 0.0% 2nd half: 2-3 66.7% Game: 2-3 66.7%

Officials: Gary Maxwell, Keith Kimble, Tony Padilla
Technical fouls: Virginia-None. Wisconsin-None.
Attendance: 2249
2018 Bad Boy Mowers Battle 4 Atlantis - Championship Game - Game 10

Score by periods	1st	2nd	Total
Virginia	33	20	53
Wisconsin	18	28	46

Last FG - VA 2nd-01:22, WIS 2nd-01:12.
Largest lead - VA by 15 1st-01:14, WIS None.
VA led for 37:09. WIS led for 00:00. Game was tied for 02:51.

Points	In Paint	Off T/O	2nd Chance	Fast Break	Bench
VA	22	12	8	2	6
WIS	32	6	2	0	5

Score tied - 2 times.
Lead changed - 0 times.



Official Basketball Box Score -- Game Totals -- Final Statistics Virginia vs Maryland 11/28/18 7:15 pm at College Park, Md. (Xfinity Center)



Virginia 76 • 7-0

#	Player	Total		3-Ptr		Rebounds			PF	TP	A TO Blk Stl				Min
		FG-FGA	FG-FGA	FT-FTA	FT-FTA	Off	Def	Tot			A	TO	Blk	Stl	
33	Jack Salt	c	6-7	0-0	0-1	3	4	7	3	12	1	0	1	1	34
00	Kihei Clark	g	1-4	0-2	2-4	1	1	2	3	4	4	0	0	2	35
05	Kyle Guy	g	6-14	5-9	1-1	0	3	3	1	18	3	0	0	1	38
11	Ty Jerome	g	6-14	3-7	2-3	2	1	3	2	17	1	1	0	1	31
12	De'Andre Hunter	g	6-13	1-3	2-2	3	2	5	3	15	4	0	1	0	35
02	Braxton Key	g	3-4	1-1	3-4	0	1	1	3	10	0	0	0	2	11
24	Marco Anthony	g	0-1	0-0	0-0	0	1	1	0	0	1	0	0	0	6
25	Mamadi Diakite	g	0-2	0-0	0-0	0	1	1	4	0	1	1	0	0	10
Team						0	0	0							
Totals			28-59	10-22	10-15	9	14	23	19	76	15	2	2	7	200

FG % 1st Half: 15-30 50.0% 2nd half: 13-29 44.8% Game: 28-59 47.5%
3FG % 1st Half: 8-16 50.0% 2nd half: 2-6 33.3% Game: 10-22 45.5%
FT % 1st Half: 1-1 100.0 2nd half: 9-14 64.3% Game: 10-15 66.7%

Maryland 71 • 6-1

#	Player	Total		3-Ptr		Rebounds			PF	TP	A TO Blk Stl				Min
		FG-FGA	FG-FGA	FT-FTA	FT-FTA	Off	Def	Tot			A	TO	Blk	Stl	
23	Bruno Fernando	r	6-8	0-0	2-2	4	7	11	1	14	2	3	2	0	32
25	Jalen Smith	r	3-6	0-2	0-1	1	4	5	1	6	3	0	0	0	27
01	Anthony Cowan	g	5-12	1-4	4-6	1	0	1	5	15	4	4	0	0	36
05	Eric Ayala	g	4-7	3-4	2-3	0	4	4	1	13	2	3	0	0	35
11	Darryl Morsell	g	3-7	0-2	2-4	0	4	4	3	8	1	2	0	0	34
02	Aaron Wiggins	g	5-8	3-5	0-0	2	2	4	4	13	0	0	0	0	24
10	Serrel Smith Jr.	g	1-1	0-0	0-0	0	0	0	1	2	0	1	0	0	8
13	Ivan Bender	g	0-0	0-0	0-0	0	1	1	0	0	0	0	0	0	2
14	Ricky Lindo Jr.	g	0-1	0-0	0-0	0	0	0	0	0	0	0	0	0	2
Team						2	3	5							
Totals			27-50	7-17	10-16	10	25	35	16	71	12	14	2	0	200

FG % 1st Half: 14-29 48.3% 2nd half: 13-21 61.9% Game: 27-50 54.0%
3FG % 1st Half: 1-6 16.7% 2nd half: 6-11 54.5% Game: 7-17 41.2%
FT % 1st Half: 1-1 100.0 2nd half: 9-15 60.0% Game: 10-16 62.5%

Officials: Kelly Pfeiffer, Keith Kimble, Terry Ogelsby
Technical fouls: Virginia-None. Maryland-None.
Attendance: 17950
2018-19 Men's Basketball. Round: 0. Maryland vs Virginia. Played at .

Score by periods	1st	2nd	Total
Virginia	39	37	76
Maryland	30	41	71

Last FG - VA 2nd-01:33, UM 2nd-00:03.
Largest lead - VA by 17 2nd-16:29, UM by 3 1st-12:56.
VA led for 35:01. UM led for 01:04. Game was tied for 03:55.

<

2018-19 BOX SCORES



Official Basketball Box Score -- Game Totals -- Final Statistics
VCU vs Virginia
12/09/18 1:30 pm at Charlottesville, Va. (JPJ)

VCU 49 • 7-3

#	Player		Total		3-Ptr		Rebounds			PF	TP	A	TO	Blk	Stl	Min
			FG	FGA	FG	FGA	FT	FTA	Off							
04	Corey Douglas	f	2-3	0-1	0-0		1	0	1	4	4	0	1	2	0	17
14	Marcus Santos-Silva	f	3-7	0-0	2-3		6	4	10	4	8	0	0	1	0	25
23	Issac Vann	f	4-10	0-3	2-3		1	2	3	1	10	3	1	0	0	34
00	De'Riante Jenkins	g	3-14	2-10	0-0		2	3	5	1	8	0	1	0	1	24
02	Marcus Evans	g	1-10	1-6	0-0		0	1	1	4	3	1	3	0	0	27
01	Mike'L Simms		1-5	1-3	0-0		0	1	1	1	3	0	0	0	0	15
05	Sean Mobley		1-5	0-2	1-1		0	3	3	0	3	1	0	0	0	18
10	Vince Williams		2-4	1-1	2-4		2	1	3	2	7	0	1	1	1	15
13	Malik Crowfield		0-1	0-1	0-0		0	3	3	0	0	2	0	0	0	15
23	Michael Gilmore		1-2	1-2	0-0		0	1	1	3	3	0	0	0	0	5
24	P.J. Byrd		0-0	0-0	0-0		0	0	0	1	0	0	0	0	0	5
Team							3	0	3			1				
Totals				18-61	6-29	7-11	15	19	34	21	49	7	8	4	2	200

FG % 1st Half:	10-27	37.0%	2nd half:	8-34	23.5%	Game:	18-61	29.5%	Deadball Rebounds	4
3FG % 1st Half:	3-11	27.3%	2nd half:	3-18	16.7%	Game:	6-29	20.7%		
FT % 1st Half:	1-3	33.3%	2nd half:	6-8	75.0%	Game:	7-11	63.6%		

Virginia 57 • 9-0

#	Player		Total			Rebounds			PF	TP	A	TO	Blk	Stl	Min
			FG-FGA	3-Ptr	FT-FTA	Off	Def	Total							
33	Jack Salt	c	0-1	0-0	1-3	3	4	7	2	1	0	2	1	0	20
00	Kihei Clark	g	1-5	0-1	7-7	0	2	2	3	9	4	3	0	2	33
05	Kyle Guy	g	4-13	1-5	6-7	3	3	6	2	15	1	1	0	0	37
11	Ty Jerome	g	4-13	3-9	3-4	0	8	8	1	14	3	1	0	2	37
12	De'Andre Hunter	g	1-6	0-1	7-7	2	2	4	5	9	0	2	0	0	35
02	Braxton Key	g	1-2	1-2	0-0	1	3	4	3	3	1	2	0	0	12
24	Marco Anthony	g	0-0	0-0	0-0	0	0	0	0	0	0	0	0	0	2
25	Mamadi Diakite	g	2-4	0-0	2-2	2	3	5	1	6	0	1	1	0	22
30	Jay Huff	g	0-0	0-0	0-0	0	0	0	1	0	0	0	0	0	2
	Team					1	1	2							
Totals			13-44	5-18	26-30	12	26	38	18	57	9	12	2	4	200

FG % 1st Half:	8-23	34.8%	2nd half:	5-21	23.8%	Game:	13-44	29.5%	Deadball Rebounds	4,2
3FG % 1st Half:	3-10	30.0%	2nd half:	2-8	25.0%	Game:	5-18	27.8%		
FT % 1st Half:	10-12	83.3%	2nd half:	16-18	88.9%	Game:	26-30	86.7%		

Officials: Pat Driscoll, Tony Henderson, Lee Cassell

Technical fouls: VCU-None, Virginia-None.

Attendance: 13648

2018-19 Men's Basketball. Round: 0. VCU vs Virginia. Played at .

Score by periods	1st	2nd	Total
VCU	24	25	49
Virginia	29	28	57

Last FG - VCU 2nd-01:59, VA 2nd-04:17.

Largest lead - VCU by 5 2nd-06:48, VA by 9 2nd-00:20.

VCU led for 15:58. VA led for 20:09. Game was tied for 03:53.

Score tied - 6 times.
Lead changed - 13 times.



Official Basketball Box Score -- Game Totals -- Final Statistics
William & Mary vs Virginia
12/22/18 2:00 pm at Charlottesville, Va. (JPJ)

William & Mary 40 • 4-8

#	Player	Total		3-Ptr		Rebounds			PF	TP	A	TO	Blk	Stl	Min
		FG-FGA	FG-FGA	FT-FTA	Off	Def	Tot								
13	Nathan Knight	f	9-17	0-1	4-6	2	3	5	5	22	0	1	2	0	31
22	Paul Rowley	f	1-8	0-5	0-0	0	2	2	1	2	0	0	0	0	21
23	Justin Pierce	f	1-6	1-4	0-0	0	4	4	2	3	0	1	0	1	25
02	Matt Milon	g	0-3	0-3	2-2	0	0	0	2	2	1	2	0	1	19
12	Luke Loewe	g	1-1	0-0	0-2	1	0	1	1	2	1	0	0	0	26
00	Jihar Williams	g	0-0	0-0	0-0	0	0	0	0	0	0	0	0	0	3
01	Thornton Scott	g	0-2	0-2	0-0	0	3	3	1	0	0	1	0	0	14
11	L.J. Owens	g	1-3	0-0	0-3	1	3	4	3	2	0	0	0	0	24
15	Chase Audige	g	3-7	1-4	0-0	2	1	3	1	7	1	2	1	2	27
21	Quinn Blair	g	0-1	0-1	0-0	0	0	0	1	0	0	0	0	0	6
24	Austin Washburn	g	0-0	0-0	0-0	1	0	1	0	0	0	0	0	0	1
30	Mehkel Harvey	g	0-0	0-0	0-3	0	0	0	0	0	0	0	0	0	2
33	Chris Clark	g	0-1	0-0	0-0	0	0	0	0	0	0	0	0	0	1
Team						0	1	1							

FG % 1st Half:	8-24	33.3%	2nd half:	8-25	32.0%	Game:	16-49	32.7%	Deadball Rebounds	3
3FG % 1st Half:	1-10	10.0%	2nd half:	1-10	10.0%	Game:	2-20	10.0%		
FT % 1st Half:	6-10	60.0%	2nd half:	0-6	0.0%	Game:	6-16	37.5%		

Virginia 72 • 11-0

#	Player	Total		3-Ptr		Rebounds		PF	TP	A	TO	Blk	Stl	Min
		FG-FGA	FG-FGA	FT-FTA	FT-FTA	Off	Def Tot							
25	Mamadi Diakite	f	3-5	0-0	0-0	0	6 6	2	6	2	0	1	0	25
33	Jack Salt	c	3-5	0-0	0-0	2	0 2	4	6	0	2	0	0	15
05	Kyle Guy	g	5-8	2-5	4-4	1	6 7	3	16	1	2	0	0	31
11	Ty Jerome	g	3-9	1-2	1-2	0	9 9	2	8	4	1	0	2	28
12	De'Andre Hunter	g	4-8	1-1	9-10	1	3 4	1	18	3	0	0	2	31
00	Kihei Clark	g	0-3	0-1	2-2	0	1 1	2	2	1	0	0	0	27
01	Francesco Badocchi	g	0-1	0-0	0-0	1	1 2	1	0	0	0	0	0	3
02	Braxton Key	g	3-3	0-0	3-3	2	2 4	0	9	0	0	0	0	18
10	Jayden Nixon	g	1-1	0-0	0-0	1	2 3	0	2	0	0	0	0	4
13	Grant Kersey	g	0-0	0-0	0-0	0	0 0	0	0	0	0	0	0	1
23	Kody Statmann	g	1-3	0-2	0-0	0	1 1	0	2	0	0	0	0	4
24	Marco Anthony	g	0-1	0-0	0-0	0	0 0	1	0	1	1	0	0	7
30	Jay Huff	g	1-2	1-1	0-0	0	1 1	1	3	0	1	0	0	4
45	Austin Katstra	g	0-1	0-1	0-0	0	1 1	0	0	0	0	0	0	2
Team						1	0 1							
Totals			24-50	5-13	19-21	9	33 42	17	72	12	7	1	4	200

FG % 1st Half:	13-25	52.0%	2nd half:	11-25	44.0%	Game:	24-50	48.0%	Deadball Rebounds	2
3FG % 1st Half:	3-6	50.0%	2nd half:	2-7	28.6%	Game:	5-13	38.5%		
FT % 1st Half:	5-5	100.0%	2nd half:	14-16	87.5%	Game:	19-21	90.5%		

Officials: Jeremy Mosier, Earl Walton, William Covington, Jr.

Technical fouls: William & Mary-None, Virginia-None.

Attendance: 14623

2018-19 Men's Basketball. Round: 0. Virginia vs William & Mary. Played at .

Score by periods	1st	2nd	Total
William & Mary	23	17	40
Virginia	34	38	72

Last FG - WM 2nd-04:01, VA 2nd-00:26.

Largest lead - WM by 2 1st-19:36, VA by 32 2nd-00:26.

WM led for 01:36. VA led for 37:27. Game was tied for 00:57.

Score tied - 2 times.
Lead changed - 3 times.



Official Basketball Box Score -- Game Totals -- Final Statistics
Virginia vs South Carolina
12/19/18 7:01 p.m.ET at Columbia, S.C. (Colonial Life Arena)

Virginia 69 • 10-0

#	Player		Total		3-Ptr	Rebounds			PF	TP	A	TO	Blk	Stl	Min
			FG-FGA	FG-FGA	FT-FTA	Off	Def	Tot							
25	Mamadi Diakite	f	5-6	0-0	0-1	1	4	5	4	10	1	1	1	2	22
33	Jack Salt	c	1-3	0-0	2-4	2	7	9	3	4	2	0	1	1	33
05	Kyle Guy	g	6-14	5-11	1-1	1	0	1	1	18	0	2	0	0	37
11	Ty Jerome	g	9-15	3-8	4-4	1	5	6	1	25	7	2	0	0	36
12	De'Andre Hunter	g	2-10	0-2	1-1	1	2	3	3	5	3	0	0	1	23
00	Kihei Clark		1-4	0-1	0-0	0	0	0	1	2	2	0	0	0	24
02	Braxton Key		2-6	0-2	1-2	3	4	7	2	5	0	0	0	2	23
24	Marco Anthony		0-1	0-0	0-0	0	0	0	0	0	0	0	0	0	2
Team						1	1	2							
Totals			26-59	8-24	9-13	10	23	33	15	69	15	5	2	6	200

FG % 1st Half:	12-31	38.7%	2nd half:	14-28	50.0%	Game:	26-59	44.1%	Deadball Rebounds	1,2
3FG % 1st Half:	4-12	33.3%	2nd half:	4-12	33.3%	Game:	8-24	33.3%		
FT % 1st Half:	5-6	83.3%	2nd half:	4-7	57.1%	Game:	9-13	69.2%		

South Carolina 52 • 4-6



2018-19 BOX SCORES



Official Basketball Box Score -- Game Totals -- Final Statistics
Florida St. vs Virginia
01/05/19 3:00 pm at Charlottesville, Va. (JPJ)

Florida St. 52 • 12-2

#	Player		Total		3-Ptr		Rebounds			PF	TP	A	TO	Blk	Stl	Min
			FG-FGA	FG-FGA	FT-FTA	Off	Def	Tot								
00	Phil Cofer	f	3-8	2-6	1-3	1	3	4	2	9	1	0	0	0	0	25
21	Christ Koumadje	c	1-2	0-0	0-2	1	1	2	2	2	0	0	1	0	1	14
03	Trent Forrest	g	0-2	0-0	1-2	0	4	4	1	1	2	0	0	1	0	27
05	PJ Savoy	g	3-5	2-4	0-0	0	1	1	2	8	0	2	0	5	1	12
23	M.J. Walker	g	1-4	1-3	4-4	0	1	1	1	7	2	3	1	0	1	26
01	RaiQuan Gray		1-5	0-3	0-0	1	3	4	2	2	0	2	0	0	0	15
11	David Nichols		2-5	0-2	1-1	0	1	1	2	5	1	2	0	2	0	20
13	Anthony Polite		1-2	1-2	2-2	0	2	2	0	5	0	1	0	0	0	15
14	Terance Mann		0-3	0-1	0-0	0	2	2	3	0	0	1	1	1	1	18
24	Devin Vassell		1-1	0-0	4-6	0	0	0	0	6	1	0	0	0	0	5
25	Mfondu Kalengele		2-7	0-2	1-4	2	5	7	4	5	0	2	2	0	2	19
31	Wyatt Wilkes		0-0	0-0	2-3	0	0	0	0	2	1	0	0	1	0	2
35	Harrison Prieto		0-0	0-0	0-0	1	0	1	0	0	0	0	0	0	0	2
Team						8	24	32								
Totals				15-44	6-23	16-27	8	24	32	19	52	8	15	6	9	200

FG % 1st Half: 6-19 31.6% 2nd half: 9-25 36.0% Game: 15-44 34.1%
3FG % 1st Half: 3-12 25.0% 2nd half: 3-11 27.3% Game: 6-23 26.1%
FT % 1st Half: 8-15 53.3% 2nd half: 8-12 66.7% Game: 16-27 59.3%

Virginia 65 • 13-0

#	Player		Total	3-Ptr	Rebounds		PF	TP	A	TO	Blk	Stl	Min
			FG-FGA	FG-FGA	FT-FTA	Off Def Tot							
25	Mamadi Diakite	f	2-6	0-0	2-3	1 3 4	2	6	0	1	1	1	25
33	Jack Salt	c	0-2	0-0	2-2	2 3 5	2	2	1	0	0	0	22
05	Kyle Guy	g	7-11	5-6	2-2	0 5 5	1	21	3	1	0	1	33
11	Ty Jerome	g	2-11	0-4	2-2	1 3 4	0	6	1	0	0	0	30
12	De'Andre Hunter	g	2-8	0-1	2-2	1 5 6	3	6	1	0	0	0	27
00	Kihei Clark		0-2	0-0	0-0	1 0 1	0	0	1	1	0	1	19
01	Francesco Badocchi		1-1	0-0	0-0	0 0 0	0	2	0	0	0	0	3
02	Braxton Key		7-11	2-5	4-4	9 6 6	1	20	0	0	0	1	26
10	Jayden Nixon		0-0	0-0	0-0	0 0 0	2	0	0	1	0	0	1
13	Grant Kersey		0-0	0-0	0-0	0 0 0	0	0	0	1	0	0	1
23	Kody Statmann		0-0	0-0	0-1	0 1 1	2	0	0	2	0	0	3
24	Marco Anthony		0-0	0-0	2-2	0 0 0	0	2	0	2	0	0	3
30	Jay Huff		0-0	0-0	0-0	0 0 0	2	0	0	0	1	0	6
45	Austin Katstra		0-0	0-0	0-0	0 0 0	1	0	0	0	0	0	1
Team						3 1 4							
Totals			21-52	7-16	16-18	9 27 36	16	65	12	11	2	4	200

FG % 1st Half: 13-27 48.1% 2nd half: 8-25 32.0% Game: 21-52 40.4%
3FG % 1st Half: 6-12 50.0% 2nd half: 1-4 25.0% Game: 7-16 43.8%
FT % 1st Half: 10-11 90.9% 2nd half: 6-7 85.7% Game: 16-18 88.9%

Officials: Tim Comer, Brian O'Connell, Ron Groover
Technical fouls: Florida St.-Phil Cofer, Virginia-Jack Salt.
Attendance: 14623

2018-19 Men's Basketball. Round: 0. Florida St. vs Virginia. Played at .

Score by periods	1st	2nd	Total
Florida St.	23	29	52
Virginia	42	23	65

Last FG - FS 2nd-00:21, VA 2nd-02:18.
Largest lead - FS by 4 1st-16:11, VA by 29 2nd-02:50.
FS led for 05:16. VA led for 37:23. Game was tied for 01:21.

Points	In	Off	2nd	Fast	Bench
FS	16	10	3	6	25
VA	24	21	9	4	24

Score tied - 1 time.
Lead changed - 4 times.



Official Basketball Box Score -- Game Totals -- Final Statistics
Virginia vs Boston College
01/09/19 9:00 pm at Chestnut Hill, Mass. (Conte Forum)

Virginia 83 • 14-0

		Total	3-Ptr	Rebounds											
#	Player	FG-FGA	FG-FGA	FT-FTA	Off	Def	Tot	PF	TP	A	TO	Blk	Stl	Min	
25	Mamadi Diakite	f	9-12	0-0	0-0	3	4	7	3	18	0	1	2	1	25
33	Jack Salt	c	3-3	0-0	1-2	1	1	2	3	7	0	1	1	1	14
05	Kyle Guy	g	4-9	2-6	0-0	0	8	8	1	10	5	1	1	2	35
11	Ty Jerome	g	4-9	2-5	3-4	1	3	4	3	13	4	2	0	1	31
12	DeAndre Hunter	g	6-11	2-3	4-7	2	4	6	0	18	2	1	0	0	35
00	Kihei Clark		0-2	0-2	0-0	0	0	0	3	0	4	2	0	0	19
01	Francesco Badocchi		0-0	0-0	0-0	0	0	0	0	0	0	0	0	0	3
02	Braxton Key		4-5	0-1	1-1	0	9	9	0	9	2	0	0	0	27
23	Kody Stattmann		1-1	1-1	0-0	0	1	1	0	3	0	0	0	0	2
24	Marco Anthony		0-1	0-0	0-0	0	0	0	0	0	0	0	0	0	2
30	Jay Huff		2-2	1-1	0-0	0	1	1	3	5	0	2	0	0	7
Team						1	2	3			1				
Totals			33-55	8-19	9-14	8	33	41	16	83	17	11	6	5	200

FG % 1st Half: 18-32 56.3% 2nd half: 15-23 65.2% Game: 33-55 60.0%
3FG % 1st Half: 5-11 45.5% 2nd half: 3-8 37.5% Game: 8-19 42.1%
FT % 1st Half: 2-5 40.0% 2nd half: 7-9 77.8% Game: 9-14 64.3%

Boston College 56 • 9-5

Boston College 50-50															
#	Player		Total	3-Ptr	Rebounds										
			FG-FGA	FG-FGA	FT-FTA	Off	Def	Tot	PF	TP	A	TO	Blk	Stl	
01	Jairus Hamilton	f	1-4	0-2	2-2	0	6	6	4	4	0	1	0	30	
21	Nik Popovic		7-12	1-2	1-2	3	0	3	3	16	0	1	0	34	
00	Ky Bowman	g	5-12	4-7	1-2	0	3	3	2	15	2	2	0	38	
05	Wynston Tabbs		4-9	0-3	1-2	0	2	2	2	9	1	0	0	27	
25	Jordan Chatman	g	3-12	1-6	0-0	0	1	1	2	7	2	2	0	33	
02	Avery Wilson		0-0	0-0	0-0	0	1	1	0	0	1	0	0	2	
03	Jared Hamilton		0-0	0-0	0-0	0	1	1	0	0	0	1	0	9	
04	Chris Herren Jr.		0-3	1-3	0-0	0	0	0	0	3	0	0	0	17	
10	Ervin Meznies		0-0	0-0	0-0	0	0	0	0	0	0	1	0	1	
11	Vin Baker Jr.		0-1	0-1	0-0	0	0	0	0	0	0	0	0	2	
13	Luka Kraljevic		1-4	0-1	0-1	0	0	0	1	2	0	0	0	6	
Team						2	1	3				1			
Totals			22-57	7-25	5-9	6	15	21	12	56	6	9	0	4	200

FG % 1st Half: 13-29 44.8% 2nd half: 9-28 32.1% Game: 22-57 38.6%
3FG % 1st Half: 5-14 35.7% 2nd half: 2-11 18.2% Game: 7-25 28.0%
FT % 1st Half: 0-0 0.0% 2nd half: 5-9 55.6% Game: 5-9 55.6%

Officials: Raymie Styons, Tony Henderson, Jamie Luckie
Technical fouls: Virginia-None, Boston College-None.
Attendance: 5798

2018-19 Men's Basketball. Round: 0. Boston College vs Virginia. Played at .

Score by periods	1st	2nd	Total
Virginia	43	40	83
Boston College	31	25	56

Last FG - VA 2nd-00:42, BC 2nd-00:58.
Largest lead - VA by 30 2nd-03:30, BC by 2 1st-17:12.
VA led for 34:13, BC led for 03:33. Game was tied for 02:14.

Points	In	Off	2nd	Fast	Bench
VA	46	7	11	6	7
BC	26	11	6	7	5

Score tied - 3 times.
Lead changed - 6 times.



Official Basketball Box Score -- Game Totals -- Final Statistics
Virginia vs Clemson
01/12/19 12:06 PM at Clemson, S.C. (Littlejohn Coliseum)

Virginia 63 • 15-0 (3-0 ACC)

#	Player	Total		3-Ptr		Rebounds		PF	TP	A	TO	Blk	Stl	Min	
		FG-FGA	FG-FGA	FT-FTA	Off Def Tot										
25	Mamadi Diakite	f	0-2	0-0	0-0	1	4	5	2	0	0	1	1	0	19
33	Jack Salt	c	3-5	0-0	1-3	3	5	8	3	7	0	2	0	0	21
05	Kyle Guy	g	5-15	3-9	0-0	0	3	3	1	13	1	1	0	1	35
11	Ty Jerome	g	3-9	2-4	0-0	0	3	3	0	8	5	2	0	1	33
12	De'Andre Hunter	g	4-10	2-4	2-2	0	7	7	3	12	1	1	0	0	31
00	Kihei Clark		1-4	1-2	2-2	1	0	1	2	5	1	0	0	0	20
01	Francesco Badocchi		0-0	0-0	0-0	0	0	0	0	0	0	0	0	0	1
02	Braxton Key		3-5	1-1	0-1	2	6	8	1	7	3	1	0	2	25
23	Kody Statmann		0-0	0-0	0-0	0	1	1	0	0	0	0	0	0	2
24	Marco Anthony		0-2	0-1	0-0	0	0	0	0	0	0	0	0	0	3
30	Jay Huff		4-5	1-2	2-4	1	6	7	1	11	0	0	1	0	10
Team						2	1	3							
Totals			23-57	10-23	7-12	10	36	46	13	63	11	8	2	4	200

FG % 1st Half: 10-26 38.5% 2nd half: 13-31 41.9% Game: 23-57 40.4%
3FG % 1st Half: 5-13 38.5% 2nd half: 5-10 50.0% Game: 10-23 43.5%
FT % 1st Half: 2-2 100.0 2nd half: 5-10 50.0% Game: 7-12 58.3%

Clemson 43 • 10-6 (0-3 ACC)

#	Player	f	g	Total	3-Ptr	Rebounds	PF	TP	A	TO	Blk	Stl	Min			
				FG-FGA	FG-FGA	FT-FTA	Off	Def	Total							
14	THOMAS, Elijah	1	4	10	0-0	0-2	3	9	12	3	8	0	1	31		
24	SKARA, David	1	8	3-8	1-2	2-2	1	5	6	2	9	0	4	1	38	
25	SIMMS, Aamir	1	18	0-5	0-0	0	2	2	1	2	1	1	1	29		
02	REED, Marquise	9	1	3-14	0-5	8-11	2	6	8	1	14	1	0	2	32	
04	MITCHELL, Shelton	9	1	1-6	1-4	2-2	1	2	3	1	5	1	0	0	25	
00	TRAPP, Clyde			0-3	0-1	0-0	0	0	0	2	0	1	1	0	23	
05	TYSON, Hunter			0-2	0-1	0-0	0	0	0	1	0	1	0	0	4	
15	NEWMAN III, John			2-3	1-1	0-0	0	1	1	1	5	0	0	0	11	
35	WHITE, Javan			0-0	0-0	0-0	0	0	0	0	0	0	0	0	1	
55	JEMISON, Trey			0-0	0-0	0-0	0	0	0	2	0	0	0	0	6	
	Team						1	3	4			1				
	Totals			14-54	3-19	12-17	8	28	36	14	43	5	7	2	7	200

2018-19 BOX SCORES



Official Basketball Box Score -- Game Totals -- Final Statistics
Virginia vs Duke
 01/19/19 12:00 am at Durham, N.C. (Cameron Indoor Stadium)

Virginia 70 • 16-1

#	Player	Total		3-Ptr		Rebounds			PF	TP	A		TO	Blk	Stl	Min
		FG-FGA	FG-FGA	FT-FTA	FT-FTA	Off	Def	Tot								
25	Mamadi Diakite	f	1-5	0-2	0-0	0	1	1	4	2	0	0	1	0	1	17
33	Jack Salt	c	2-2	0-0	1-2	1	3	4	2	5	0	1	0	0	0	27
05	Kyle Guy	g	6-12	2-7	0-0	2	4	6	1	14	1	1	0	1	1	37
11	Ty Jerome	g	6-13	1-5	1-3	1	3	4	2	14	4	1	0	0	0	35
12	De'Andre Hunter	g	8-14	0-2	2-4	1	3	4	3	18	0	1	0	1	1	38
00	Kihei Clark		1-2	0-0	0-0	0	1	1	2	2	1	2	0	1	1	18
02	Braxton Key		2-3	0-1	7-8	1	5	6	4	11	2	1	1	1	1	21
30	Jay Huff		2-2	0-0	0-0	0	1	1	2	4	0	1	2	0	0	7
Team						1	2	3								
Totals			28-53	3-17	11-17	7	23	30	20	70	8	8	4	4	200	

FG % 1st Half: 15-26 57.7% 2nd half: 13-27 48.1% Game: 28-53 52.8% Deadball Rebounds 2
 3FG % 1st Half: 1-8 12.5% 2nd half: 2-9 22.2% Game: 3-17 17.6%
 FT % 1st Half: 1-3 33.3% 2nd half: 10-14 71.4% Game: 11-17 64.7%

Duke 72 • 15-2

#	Player	Total		3-Ptr		Rebounds			PF	TP	A		TO	Blk	Stl	Min
		FG-FGA	FG-FGA	FT-FTA	FT-FTA	Off	Def	Tot								
01	Zion Williamson	f	10-16	0-1	7-14	3	6	9	2	27	1	3	1	2	38	
02	Cam Reddick	f	3-12	1-6	2-4	1	7	8	4	9	1	4	0	2	37	
05	RJ Barrett	f	11-19	1-6	7-11	0	5	5	0	30	3	1	0	0	40	
41	Jack White	f	2-3	0-1	0-0	2	2	4	3	4	0	0	0	1	40	
20	Marques Bolden	c	0-0	0-0	2-2	2	2	4	4	2	0	0	0	0	33	
12	Javin DeLaurier		0-0	0-0	0-0	0	0	0	5	0	0	0	0	0	7	
15	Alex O'Connell		0-1	0-0	0-0	0	0	0	0	0	1	0	0	0	5	
Team						2	0	2								
Totals			26-51	2-14	18-31	10	22	32	18	72	6	8	1	5	200	

FG % 1st Half: 14-32 43.8% 2nd half: 12-19 63.2% Game: 26-51 51.0% Deadball Rebounds 5
 3FG % 1st Half: 2-10 20.0% 2nd half: 2-14 14.3%
 FT % 1st Half: 7-9 77.8% 2nd half: 11-22 50.0% Game: 18-31 58.1%

Officials: Tim Clougherty, James Breeding, Jamie Luckie
 Technical fouls: Virginia-None. Duke-None.
 Attendance: 9314
 2018-19 Men's Basketball. Round: 0. Duke vs Virginia. Played at .

Score by periods	1st	2nd	Total
Virginia	32	38	70
Duke	37	35	72

	In	Off	2nd	Fast	Bench
Points	Paint	T/O	Chance	Break	
VA	42	5	8	8	17
DU	46	9	13	15	0

Last FG - VA 2nd-00:00, DU 2nd-02:18.
 Largest lead - VA by 2 1st-19:13, DU by 8 2nd-00:44.
 VA led for 03:39. DU led for 33:23. Game was tied for 02:58.
 Score tied - 7 times.
 Lead changed - 15 times.



Official Basketball Box Score -- Game Totals -- Final Statistics
Wake Forest vs Virginia
 01/22/19 9:00 pm at Charlottesville, Va. (JPJ)

Wake Forest 45 • 8-10

#	Player	Total		3-Ptr		Rebounds			PF	TP	A		TO	Blk	Stl	Min
		FG-FGA	FG-FGA	FT-FTA	FT-FTA	Off	Def	Tot								
10	Jaylen Hoard	f	3-12	0-3	0-0	1	5	6	0	6	1	1	1	1	35	
30	Oliver Sarr	c	5-9	1-3	0-0	5	3	8	3	11	0	0	0	0	0	29
00	Brandon Childress	g	4-12	3-9	1-2	2	4	6	3	12	3	4	0	0	0	32
02	Sharonne Wright, Jr.	g	3-5	2-3	0-0	1	3	4	1	8	0	0	0	0	3	25
23	Chaudée Brown	g	0-5	0-4	0-0	0	1	1	3	0	1	2	0	0	0	17
01	Isaiah Mucius		1-5	0-1	0-0	0	2	2	3	2	1	0	0	0	0	19
02	Torry Johnson		0-1	0-0	2-3	0	3	3	1	2	4	3	0	0	17	
20	Michael Wynn		0-3	0-1	2-2	1	0	1	1	2	0	0	1	0	13	
31	Blake Buchanan		0-0	0-0	0-0	0	0	0	0	0	0	0	0	0	1	1
34	Sunday Okeke		0-2	0-0	0-0	0	2	2	2	0	0	0	1	1	9	
40	Anthony Bilas		0-0	0-0	0-0	0	0	0	1	0	0	0	0	0	0	1
41	Aaron Spivey		1-1	0-0	0-0	0	0	0	0	2	0	0	0	0	0	2
Team						0	4	4								
Totals			17-55	6-24	5-7	10	27	37	18	45	11	3	5	200		

FG % 1st Half: 9-28 32.1% 2nd half: 8-27 29.6% Game: 17-55 30.9% Deadball Rebounds 0
 3FG % 1st Half: 5-14 35.7% 2nd half: 1-10 10.0% Game: 6-24 25.0%
 FT % 1st Half: 0-0 0.0% 2nd half: 5-7 71.4% Game: 5-7 71.4%

Virginia 68 • 17-1

#	Player	Total		3-Ptr		Rebounds			PF	TP	A		TO	Blk	Stl	Min
		FG-FGA	FG-FGA	FT-FTA	FT-FTA	Off	Def	Tot								
25	Mamadi Diakite	f	4-9	0-0	3-3	6	1	7	3	11	0	2	1	1	22	
33	Jack Salt	c	3-5	0-0	1-2	2	6	8	2	7	0	1	1	1	19	
05	Kyle Guy	g	4-13	3-7	3-4	0	4	4	0	12	3	2	0	2	29	
11	Ty Jerome	g	4-13	2-5	0-0	0	3	3	2	10	5	0	0	1	34	
12	De'Andre Hunter	g	3-5	1-1	4-5	2	5	7	1	11	5	0	1	0	32	
00	Kihei Clark		0-2	0-2	0-0	0	0	0	4	0	1	0	0	0	17	
01	Francesco Badocchi		0-0	0-0	0-0	0	0	0	0	0	0	0	0	0	3	
02	Braxton Key		1-5	0-3	2-2	1	6	7	0	4	1	0	1	1	22	
10	Jayden Nixon		0-0	0-0	0-0	0	0	0	1	0	0	0	0	0	2	
23	Kody Statmann		0-1	0-1	0-0	0	0	0	0	0	0	0	0	0	2	
24	Marco Anthony		0-0	0-0	1-2	0	0	0	1	0	1	0	0	0	3	
30	Jay Huff		4-6	1-1	3-3	0	2	2	12	0	0	2	0	0	13	
45	Austin Katstra		0-1	0-1	0-0	1	0	1	0	0	0	0	0	0	2	
Team						0	2	2								
Totals			22-57	7-21	17-21	12	29	41	15	68	14	7	6	6	200	

FG % 1st Half: 14-31 45.2% 2nd half: 8-26 30.8% Game: 22-57 38.6% Deadball Rebounds 0,1
 3FG % 1st Half: 4-11 36.4% 2nd half: 3-10 30.0% Game: 7-21 33.3%
 FT % 1st Half: 4-6 66.7% 2nd half: 13-15 86.7% Game: 17-21 81.0%

Officials: Leslie Jones, Terry Wymer, Brian Dorsey
 Technical fouls: Wake Forest-TEAM. Virginia-None.
 Attendance: 14273
 2018-19 Men's Basketball. Round: 0. Virginia vs Wake Forest. Played at .

Score by periods	1st	2nd	Total
Wake Forest	23	22	45
Virginia	36	32	68

	In	Off	2nd	Fast	Bench
Points	Paint	T/O	Chance	Break	
WF	18	7	3	15	8
VA	28	6	12	0	17

Last FG - WF 2nd-01:10, VA 2nd-04:57.
 Largest lead - WF None, VA by 24 2nd-13:45.
 WF led for 00:00. VA led for 39:26. Game was tied for 00:31.
 Score tied - 0 times.
 Lead changed - 0 times.



Official Basketball Box Score -- Game Totals -- Final Statistics
Virginia vs Notre Dame
 01/26/19 1:00 pm at Notre Dame, IN (Purcell Pavilion)

Virginia 82 • 18-1, 6-1 ACC

#	Player	Total		3-Ptr		Rebounds			PF	TP	A		TO	Blk	Stl	Min
		FG-FGA	FG-FGA	FT-FTA	FT-FTA	Off	Def	Tot								
25	Mamadi Diakite	f	4-6	1-1	1-2	2	5	7	0	10	0	1	4	0	21	
33	Jack Salt	c	2-4	0-0	0-0	3	0	3	0	4	1	1	0	0	20	
05	Kyle Guy	g	6-10	3-5	0-0	1	4	5	1	15	0	0	0	0	32	
11	Ty Jerome	g	6-18	1-2	0-0	0	9	9	3	13	6	0	0	1	28	
12	De'Andre Hunter	g	9-15	0-2	1-3	1	6	7	1	19	2	0	0	0	30	
00	Kihei Clark		4-9	2-4	2-2	0	1	1	0	12	1	0	0	1	27	
01	Francesco Badocchi		0-1	0-1	0-0	1	1	2	0	0	0	0	0	0	4	
02	Braxton Key		2-6	0-0	0-0	1	5	6	2	4	1	0	0	0	17	
10	Jayden Nixon		0-0	0-0	0-0	0	0	0	1	0	0	0	0	0	3	
13	Grant Kersey		0-0	0-0	0-0	0	1	1	0	0	0	0	0	0	1	
23	Kody Statmann		1-2	1-1	0-0	0	0	0	0	3	0	0	0	0	3	
24	Marco Anthony		0-1	0-0	0-0	0	1	1	0	0	0	0	0	0	4	
30	Jay Huff		1-5	0-2	0-0	1	1	2	1	2	1	0	1	0	10	
Team						1	0	1								
Totals			35-67	8-18	4-7	11	34	45	9	82	12	2	5	2	200	

FG % 1st Half: 19-34 55.9% 2nd half: 16-33 48.5% Game: 35-67 52.2% Deadball Rebounds 1
 3FG % 1st Half: 4-9 44.4% 2nd half: 4-9 44.4% Game: 8-18 44.4%
 FT % 1st Half: 0-1 0.0% 2nd half: 4-6 66.7% Game: 4-7 57.1%

Notre Dame 55 • 11-9, 1-6 ACC

||
||
||



2018-19 BOX SCORES



Official Basketball Box Score -- Game Totals -- Final Statistics
Miami (FL) vs Virginia
02/02/19 2:00 pm at Charlottesville, Va. (JPJ)

Miami (FL) 46 • 9-11

#	Player	Total		3-Ptr		Rebounds			PF	TP	A TO Blk Stl					Min
		FG	FGA	FG	FGA	FT	FTA	Off Def Tot			A	TO	Blk	Stl		
15	Ebuka Izundu	c	4-7	0-0	0-2	3	8	11	4	8	0	1	0	1	34	
00	Chris Lykes		5-13	2-7	4-7	1	3	4	3	16	1	0	0	1	35	
01	DJ Vasiljevic	g	0-3	0-3	0-0	0	2	2	0	0	0	1	0	1	34	
03	Anthony Lawrence	g	0-7	0-5	2-2	0	0	0	1	2	3	1	0	1	16	
05	Zach Johnson	g	4-10	1-2	1-2	0	3	3	3	10	2	2	1	1	39	
13	Anthony Mack		0-1	0-1	0-0	0	0	0	0	0	0	1	0	0	6	
21	Sam Waardenburg		4-9	1-3	1-2	1	2	3	3	10	0	1	1	1	36	
Team						0	1	1								
Totals			17-50	4-21	8-15	5	19	24	14	46	6	7	2	6	200	

FG % 1st Half: 7-25 28.0% 2nd half: 10-25 40.0% Game: 17-50 34.0%
3FG % 1st Half: 3-12 25.0% 2nd half: 1-9 11.1% Game: 4-21 19.0%
FT % 1st Half: 4-7 57.1% 2nd half: 4-8 50.0% Game: 8-15 53.3%

Deadball Rebounds 5

Virginia 56 • 19-1

#	Player	Total		3-Ptr		Rebounds			PF	TP	A TO Blk Stl					Min
		FG	FGA	FG	FGA	FT	FTA	Off Def Tot			A	TO	Blk	Stl		
25	Mamadi Diakite	f	4-7	0-0	3-4	5	1	6	4	11	0	2	3	0	31	
33	Jack Salt	c	3-5	0-0	1-1	2	7	9	1	7	0	1	0	0	18	
00	Kihei Clark		3-5	2-3	1-3	0	5	5	1	9	6	6	0	0	37	
05	Kyle Guy	g	4-15	2-8	0-0	0	4	4	1	10	3	0	0	1	38	
12	De'Andre Hunter	g	6-13	1-2	1-2	1	5	6	2	14	2	2	1	2	39	
02	Braxton Key		2-5	1-3	0-0	1	7	8	1	5	4	2	2	2	27	
24	Marco Anthony		0-0	0-0	0-0	0	0	0	0	0	0	0	0	0	1	
30	Jay Huff		0-2	0-1	0-0	1	1	2	0	0	1	1	0	0	9	
Team						2	0	2								
Totals			22-52	6-17	6-10	12	30	42	10	56	16	14	6	5	200	

FG % 1st Half: 11-28 39.3% 2nd half: 11-24 45.8% Game: 22-52 42.3%
3FG % 1st Half: 3-9 33.3% 2nd half: 3-8 37.5% Game: 6-17 35.3%
FT % 1st Half: 3-4 75.0% 2nd half: 3-6 50.0% Game: 6-10 60.0%

Deadball Rebounds 3

Officials: Lamar Simpson, Jeff Clark, Mike Roberts
Technical fouls: Miami (FL)-None. Virginia-None.
Attendance: 13978
2018-19 Men's Basketball. Round: 0. Miami (FL) vs Virginia. Played at .

Score by periods	1st	2nd	Total
Miami (FL)	21	25	46
Virginia	28	28	56

Last FG - MIA 2nd-00:28, VA 2nd-02:37.
Largest lead - MIA by 2 1st-11:08, VA by 13 2nd-02:37.
MIA led for 01:12. VA led for 35:12. Game was tied for 03:36.

Score tied - 3 times.
Lead changed - 2 times.



Official Basketball Box Score -- Game Totals -- Final Statistics
Virginia vs North Carolina
02/11/19 7:00 PM at Chapel Hill, N.C. (Smith Center)

Virginia 69 • 21-2, 9-2 ACC

#	Player	Total		3-Ptr		Rebounds			PF	TP	A TO Blk Stl					Min
		FG	FGA	FG	FGA	FT	FTA	Off Def Tot			A	TO	Blk	Stl		
33	Jack Salt	c	1-1	0-0	0-0	2	1	3	2	2	0	0	0	0	10	
00	Kihei Clark		1-4	1-2	0-0	0	2	2	0	3	2	1	0	0	27	
05	Kyle Guy	g	7-13	5-9	1-3	0	2	2	2	20	1	1	0	0	36	
11	Ty Jerome	g	5-9	2-3	3-5	0	4	4	3	15	11	2	0	0	37	
12	De'Andre Hunter	g	7-10	3-3	3-4	0	5	5	1	20	2	1	1	1	37	
02	Braxton Key		0-2	0-2	1-3	1	5	6	3	1	0	1	1	0	22	
25	Mamadi Diakite		2-3	0-0	2-2	0	2	2	0	6	0	1	4	0	23	
30	Jay Huff		1-3	0-1	0-1	0	2	2	0	2	0	1	0	0	8	
Team						0	1	1								
Totals			24-45	11-20	10-18	3	24	27	11	69	16	10	6	5	200	

FG % 1st Half: 13-23 56.5% 2nd half: 11-22 50.0% Game: 24-45 53.3%
3FG % 1st Half: 6-9 66.7% 2nd half: 5-11 45.5% Game: 11-20 55.0%
FT % 1st Half: 4-6 66.7% 2nd half: 6-12 50.0% Game: 10-18 55.6%

Deadball Rebounds 3,1

North Carolina 61 • 19-5, 9-2 ACC

#	Player	Total		3-Ptr		Rebounds			PF	TP	A TO Blk Stl					Min
		FG	FGA	FG	FGA	FT	FTA	Off Def Tot			A	TO	Blk	Stl		
15	Brooks, Garrison	f	5-8	0-0	2-2	5	3	8	3	12	3	1	0	1	32	
32	Maye, Luke		2-10	0-3	0-0	3	8	11	2	4	2	1	0	0	36	
02	White, Coby	g	6-19	3-11	2-2	1	2	3	3	17	2	3	0	0	37	
13	Johnson, Cameron	g	6-14	2-7	2-3	4	3	7	1	16	3	0	0	0	31	
24	Williams, Kenny	g	3-10	3-7	0-0	0	4	4	3	9	5	0	2	1	38	
00	Woods, Seventh		0-0	0-0	0-0	0	1	1	0	0	0	2	0	0	3	
06	Platek, Andrew		0-0	0-0	0-0	0	0	0	1	0	1	0	0	0	3	
04	Robinson, Brandon		1-3	1-2	0-0	2	1	3	0	3	1	0	0	1	18	
05	Little, Nassir		0-1	0-0	0-0	0	0	0	1	0	0	0	0	0	2	
Team						1	0	1								
Totals			23-65	9-30	6-7	16	22	38	14	61	17	8	3	2	200	

FG % 1st Half: 11-31 35.5% 2nd half: 12-34 35.3% Game: 23-65 35.4%
3FG % 1st Half: 6-15 40.0% 2nd half: 3-15 20.0% Game: 9-30 30.0%
FT % 1st Half: 1-2 50.0% 2nd half: 5-5 100.0% Game: 6-7 85.7%

Deadball Rebounds 2,1

Officials: Jeff Anderson, Doug Shows, James Breeding
Technical fouls: Virginia-None. North Carolina-None.
Attendance: 21386
Attendance based on tickets distributed

Score by periods	1st	2nd	Total
Virginia	36	33	69
North Carolina	29	32	61

Last FG - VA 2nd-01:10, NC 2nd-01:35.
Largest lead - VA by 9 1st-04:41, NC by 7 2nd-08:58.
VA led for 25:03. NC led for 11:55. Game was tied for 03:01.

Score tied - 4 times.
Lead changed - 6 times.



Official Basketball Box Score -- Game Totals -- Final Statistics
Duke vs Virginia
02/09/19 6:00 pm at Charlottesville, Va. (JPJ)

Duke 81 • 21-2

#	Player	Total		3-Ptr		Rebounds			PF	TP	A TO Blk Stl					Min
		FG	FGA	FG	FGA	FT	FTA	Off Def Tot			A	TO	Blk	Stl		
01	Zion Williamson	f	6-8	1-1	5-7	2	3	5	0	18	5	5	3	3	36	
02	Cam Reddish	f	6-10	5-8	0-0	0	2	2	3	17	3	0	2	3	36	
05	RJ Barrett		8-15	6-10	4-7	2	5	7	2	26	3	5	0	1	40	
20	Marques Bolden	c	1-3	0-0	3-5	1	2	3	2	5	0	2	0	1	24	
03	Tre Jones	g	4-8	1-2	4-4	2	4	6	0	13	7	3	0	2	40	
12	Javin DeLaurier		0-0	0-0	0-0	0	0	0	1	0	0	0	0	2	11	
41	Jack White		1-1	0-0	0-0	0	1	1	1	2	0	0	0	0	13	
Team						1	0	1								
Totals			26-45	13-21	16-23	8	17	25	9	81	18	15	5	12	200	

FG % 1st Half: 13-22 59.1% 2nd half: 13-23 56.5% Game: 26-45 57.8%
3FG % 1st Half: 8-11 72.7% 2nd half: 5-10 50.0% Game: 13-21 61.9%
FT % 1st Half: 5-5 100.0% 2nd half: 11-18 61.1% Game: 16-23 69.6%

Deadball Rebounds 2,2

Virginia 71 • 20-2

#	Player	Total		3-Ptr		Rebounds			PF	TP	A TO Blk Stl					Min
		FG	FGA	FG	FGA	FT	FTA	Off Def Tot			A	TO	Blk	Stl		
25	Mamadi Diakite	f	3-4	1-1	0-0	0	3	3	1	7	1	1	1	0	10	
33	Jack Salt	c	3-4	0-0	0-2	2	0	2	1	6	2	0	0	2	23	
05	Kyle Guy	g	6-15	3-9	1-1	0	0	0	2	16	3	5	0	0	34	
11	Ty Jerome	g	6-11	2-5	2-2	1	2	3	2	16	4	3	0	3	37	
12	De'Andre Hunter	g	4-9	1-4	2-2	1	3	4	4	11	1	2	1	0	32	
00	Kihei Clark		1-4	1-2	0-0	0	1	1	1	3	1	0	0	1	24	
02	Braxton Key		2-7	0-1	0-0	6	4	10	3	4	2	1	2	2	27	
30	Jay Huff		3-6	2-2	0-0	1	1	2	3	8	1	1	1	0	13	
Team						3	0	3								
Totals			28-60	10-24	5-7	14	14	28	17	71	15	14	5	8	200	

FG % 1st Half: 15-32 46.9% 2nd half: 13-28 46.4% Game: 28-60 46.7%
3FG % 1st Half: 5-10 50.0% 2nd half: 5-14 35.7% Game: 10-24 41.7%
FT % 1st Half: 0-0 0.0% 2nd half: 5-7 71.4% Game: 5-7 71.4%

Deadball Rebounds 1,2

Officials: Doug Simmons, Ted Valentine, Ron Groover
Technical fouls: Duke-Javin DeLaurier. Virginia-Ty Jerome.
Attendance: 14629
2018-19 Men's Basketball. Round: 0. Duke vs Virginia. Played at .

Score by periods	1st	2nd	Total
Duke	39	42	81
Virginia	35	36	71

Last FG - DU 2nd-01:40, VA 2nd-00:27.
Largest lead - DU by 14 1st-08:11, VA None.
DU led for 39:36. VA led for 00:00. Game was tied for 00:24.

Score tied - 0 times.
Lead changed - 0 times.



Official Basketball Box Score -- Game Totals -- Final Statistics
Notre Dame vs Virginia
02/16/19 2:00 pm at Charlottesville, Va. (JPJ)

Notre Dame 54 • 13-11

#	Player	Total
---	--------	-------

2018-19 BOX SCORES



Official Basketball Box Score -- Game Totals -- Final Statistics
Virginia vs Virginia Tech
 02/18/19 7:00 pm at Blacksburg, Va. (Cassell Coliseum)

Virginia 64 • 23-2

#	Player		Total		3-Ptr		Rebounds			PF	TP	A TO Blk Stl				Min
			FG-FGA	FG-FGA	FT-FTA	FT-FTA	Off	Def	Tot			A	TO	Blk	Stl	
33	Jack Salt	c	0-0	0-0	1-2	1-2	0	1	1	4	1	0	0	0	0	13
00	Kihei Clark		0-3	0-2	0-0	0-0	1	1	2	0	0	2	1	0	0	22
05	Kyle Guy	g	8-15	6-13	1-2	1-2	1	6	7	0	23	3	4	0	2	37
11	Ty Jerome		6-10	3-6	1-1	0	3	3	2	16	6	2	0	0	1	39
12	De'Andre Hunter	g	4-9	0-1	2-3	2	2	4	2	10	0	1	1	1	1	26
02	Braxton Key		2-5	2-4	0-0	0	3	3	3	6	2	2	1	0	1	28
25	Mamadi Diakite		3-8	0-1	2-4	2	4	6	3	8	1	2	2	1	1	30
30	Jay Huff		0-0	0-0	0-0	0	1	1	1	0	0	1	0	0	0	5
Team							4	0	4							
Totals			23-50	11-27	7-12	7-12	10	21	31	15	64	14	13	4	5	200

FG % 1st Half: 12-26 46.2% 2nd half: 11-24 45.8% Game: 23-50 46.0%
 3FG % 1st Half: 3-5 60.0% 2nd half: 6-13 46.2% Game: 11-27 40.7%
 FT % 1st Half: 3-5 60.0% 2nd half: 4-7 57.1% Game: 7-12 58.3%

Virginia Tech 58 • 20-6

#	Player		Total		3-Ptr		Rebounds			PF	TP	A TO Blk Stl				Min
			FG-FGA	FG-FGA	FT-FTA	FT-FTA	Off	Def	Tot			A	TO	Blk	Stl	
24	Kerry Blackshear	f	10-14	1-4	2-3	5	8	13	2	23	0	3	0	2	40	40
42	Ty Outlaw		1-7	1-6	0-0	5	0	5	3	3	0	1	1	0	1	40
03	Wabissa Bede	g	0-4	0-3	0-0	0	1	1	3	0	3	0	0	0	0	19
04	Nickell Alexander-Wa	g	4-14	0-6	3-6	1	0	1	1	11	4	2	1	3	40	19
13	Ahmed Hill	g	6-17	1-9	3-3	0	5	5	1	16	2	2	0	3	40	40
01	Isaiah Wilkins		1-1	0-0	0-0	0	0	0	0	2	0	0	0	0	1	7
10	Jonathan Kabongo		1-1	0-0	1-1	0	1	1	1	3	0	0	0	0	0	9
14	P.J. Horne		0-0	0-0	0-0	0	0	0	0	1	0	0	0	0	0	5
Team							2	0	2							
Totals			23-58	3-28	9-13	13	15	28	12	58	9	8	2	9	200	200

FG % 1st Half: 13-28 46.4% 2nd half: 10-30 33.3% Game: 23-58 39.7%
 3FG % 1st Half: 2-13 15.4% 2nd half: 1-15 6.7% Game: 3-28 10.7%
 FT % 1st Half: 1-2 50.0% 2nd half: 8-11 72.7% Game: 9-13 69.2%

Officials: Doug Sermons, Mike Stephens, Bert Smith
 Technical fouls: Virginia-None. Virginia Tech-None.
 Attendance: 9275
 2018-19 Men's Basketball. Round: 0. Virginia vs Virginia Tech. Played at .

Score by periods	1st	2nd	Total
Virginia	32	32	64
Virginia Tech	29	29	58

Points	In	Off	2nd	Fast	Bench
VA	16	6	13	4	14
VT	18	13	8	8	5

Last FG - VA 2nd-00:57, VT 2nd-00:03.
 Largest lead - VA by 13 2nd-05:51, VT by 3 1st-18:09.
 VA led for 27:50, VT led for 05:40. Game was tied for 06:30.

Score tied - 8 times.
 Lead changed - 1 time.



Official Basketball Box Score -- Game Totals -- Final Statistics
Georgia Tech vs Virginia
 02/27/19 7:00 pm at Charlottesville, Va. (JPJ)

Georgia Tech 51 • 12-17

#	Player		Total		3-Ptr		Rebounds			PF	TP	A TO Blk Stl				Min
			FG-FGA	FG-FGA	FT-FTA	FT-FTA	Off	Def	Tot			A	TO	Blk	Stl	
05	Moses Wright	f	3-7	0-1	0-2	2	5	7	2	6	1	2	1	2	28	28
35	Kristian Sjolund	f	2-5	1-2	0-0	1	2	3	1	5	0	1	0	1	18	18
00	James Banks III	c	4-9	0-0	3-3	1	6	7	1	11	0	0	0	0	0	30
01	Michael Devoe	g	4-8	2-6	0-0	0	0	0	0	10	1	2	1	0	0	32
10	Jose Alvarado	g	5-11	2-4	0-0	0	0	0	3	12	4	0	0	1	37	37
02	Shembari Phillips		0-3	0-2	0-0	0	1	1	1	0	0	0	0	0	11	11
03	Evan Cole		0-2	0-0	1-2	0	1	1	0	1	0	0	1	0	6	6
04	Brandon Alston		0-2	0-1	0-0	0	0	0	0	1	0	0	1	0	7	7
12	Khalid Moore		0-1	0-0	0-0	0	0	0	0	1	0	0	0	0	10	10
13	Curtis Haywood II		0-2	0-1	0-0	0	0	0	0	1	0	1	0	0	12	12
30	Abdoulaye Gueye		3-6	0-0	0-0	1	0	1	2	6	0	1	0	0	9	9
Team							1	0	1							
Totals			21-56	5-17	4-7	6	15	21	13	51	7	7	3	4	200	200

FG % 1st Half: 9-29 31.0% 2nd half: 12-27 44.4% Game: 21-56 37.5%
 3FG % 1st Half: 1-7 14.3% 2nd half: 4-10 40.0% Game: 5-17 29.4%
 FT % 1st Half: 3-5 60.0% 2nd half: 1-2 50.0% Game: 4-7 57.1%

Virginia 81 • 25-2

#	Player		Total		3-Ptr		Rebounds			PF	TP	A TO Blk Stl				Min
			FG-FGA	FG-FGA	FT-FTA	FT-FTA	Off	Def	Tot			A	TO	Blk	Stl	
25	Mamadi Diakite	f	3-6	0-0	1-2	2	6	8	1	7	1	0	3	0	23	23
00	Kihei Clark	g	3-3	2-2	0-0	0	3	3	2	8	6	0	0	0	0	26
05	Kyle Guy	g	3-9	3-6	2-2	0	2	2	0	11	1	1	0	1	31	31
11	Ty Jerome		8-13	1-2	2-4	1	4	5	0	19	4	1	0	0	26	26
12	De'Andre Hunter	g	6-10	1-4	5-5	1	3	4	2	18	3	2	0	0	29	29
01	Francesco Badocchi		0-0	0-0	0-0	0	1	1	0	0	0	0	0	0	3	3
02	Braxton Key		2-5	2-3	2-4	2	4	6	0	8	1	2	0	2	22	22
10	Jayden Nixon		0-0	0-0	0-0	0	0	0	0	0	0	0	0	0	2	2
23	Kody Statmann		0-0	0-0	0-0	0	1	1	0	0	0	0	0	0	5	5
24	Marco Anthony		1-3	0-0	0-0	0	2	2	0	2	1	0	0	0	4	4
30	Jay Huff		4-5	0-0	0-0	2	2	4	2	8	0	1	1	0	17	17
33	Jack Salt		0-0	0-0	0-0	0	1	1	2	0	0	0	1	0	12	12
Team							3	1	4							
Totals			30-54	9-17	12-17	11	30	41	9	81	17	8	5	3	200	200

FG % 1st Half: 16-30 53.3% 2nd half: 14-24 58.3% Game: 30-54 55.6%
 3FG % 1st Half: 6-11 54.5% 2nd half: 3-6 50.0% Game: 9-17 52.9%
 FT % 1st Half: 3-3 100.0% 2nd half: 9-14 64.3% Game: 12-17 70.6%

Officials: Doug Shows, Jeff Clark, Bill Covington, Jr.
 Technical fouls: Georgia Tech-None. Virginia-None.
 Attendance: 14094
 2018-19 Men's Basketball. Round: 0. Georgia Tech vs Virginia. Played at .

Score by periods	1st	2nd	Total
Georgia Tech	22	29	51
Virginia	41	40	81

Points	In	Off	2nd	Fast	Bench
GT	26	9	2	4	7
VA	42	15	12	3	18

Last FG - GT 2nd-03:15, VA 2nd-01:07.
 Largest lead - GT by 4 1st-14:56, VA by 30 2nd-01:07.
 GT led for 03:29, VA led for 35:45. Game was tied for 00:19.

Score tied - 1 time.
 Lead changed - 6 times.



Official Basketball Box Score -- Game Totals -- Final Statistics
Virginia vs Louisville
 02/23/19 12:00 pm at Louisville, Ky. (KFC Yum! Center)

Virginia 64 • 23-2

#	Player		Total		3-Ptr		Rebounds			PF	TP	A TO Blk Stl				Min
			FG-FGA	FG-FGA	FT-FTA	FT-FTA	Off	Def	Tot			A	TO	Blk	Stl	
33	Jack Salt	c	0-1	0-0	0-0	0	1	1	1	0	0	0	0	0	0	5
02	Braxton Key	g	0-2	0-0	0-0	0	1	1	1	0	0	0	0	1	0	10
05	Kyle Guy	g	2-8	0-5	4-4	0	8	8	2	8	3	1	0	0	0	40
11	Ty Jerome		2-12	0-6	0-0	1	3	4	3	4	5	1	0	0	0	38
12	De'Andre Hunter	g	9-11	2-2	6-6	0	4	4	2	26	0	1	1	2	27	27
00	Kihei Clark		0-4	0-2	0-0	2	3	5	0	0	4	0	0	0	0	31
25	Mamadi Diakite		7-10	0-0	0-0	1	4	5	2	14	0	1	3	0	32	32
30	Jay Huff		6-8	0-0	0-0	2	5	7	1	12	0	0	2	0	17	17
Team							2	2	4							
Totals			26-56	2-17	10-10	8	31	39	12	64	12	5	7	2	200	200

FG % 1st Half: 13-34 38.2% 2nd half: 13-22 59.1% Game: 26-56 46.4%
 3FG % 1st Half: 0-11 0.0% 2nd half: 2-6 33.3% Game: 2-17 11.8%
 FT % 1st Half: 1-1 100.0% 2nd half: 9-9 100.0% Game: 10-10 100.0%

Louisville 52 • 18-9

#	Player		Total			3-Ptr			Rebounds			PF	TP	A				Min
			FG-FGA	FG-FGA	FT-FTA	Off	Def	Tot	A	TO	Blk			Stl				
05	Malik Williams	f	1-6	0-3	1-2	2	5	7	1	3	0	1	1	0	21			
24	Dwayne Sutton	f	2-8	2-6	2-2	3	8	11	1	8	2	0	1	1	40			
33	Jordan Nwora	f	5-16	4-10	3-4	0	4	4	4	17	0	1	0	0	40			
01	Christen Cunningham	g	4-7	1-3	0-0	0	1	1	1	9	6	1	0	1	39			
04	Khwan Fore	g	0-1	0-0	0-0	0	1	1	1	0	2	1	0	0	15			
02	Darius Perry		0-0	0-0	0-0	0	0	0	2	0	0	0	0	1				
23	Steven Enoch		1-10	1-4	0-0	0	2	2	1	3	0	1	0	0	19			
30	Ryan McMahon		4-7	4-7	0-0	0	0	0	1	12	0	0	1	0	25			
	Team					2	0	2										
	Totals		17-55	12-33	6-8	7	21	28	12	52	10	5	3	2	200			



2018-19 BOX SCORES



Official Basketball Box Score -- Game Totals -- Final Statistics Virginia vs Syracuse 3/4/19 7:01 p.m. at Carrier Dome, Syracuse, N.Y.



Virginia 79 • (27-2) (15-2)

#	Player		Total			3-Ptr		Rebounds			PF	TP	A			Min
			FG-FGA	FG-FGA	FT-FTA	Off	Def	Tot	To	Blk			Stl			
11	Ty Jerome	f	5-9	5-6	1-2	0	3	3	2	16	14	2	0	4	35	
12	De'Andre Hunter	f	7-13	5-7	2-3	2	4	6	0	21	4	4	3	0	36	
33	Jack Salt	c	0-1	0-0	0-2	0	2	2	3	0	0	0	0	1	13	
00	Kihei Clark	g	0-1	0-1	0-0	0	1	1	0	0	0	0	0	0	16	
05	Kyle Guy	g	8-10	8-10	1-2	1	6	7	1	25	2	1	0	1	37	
02	Braxton Key	g	1-2	0-0	0-0	0	0	0	3	2	0	1	0	0	6	
10	Jayden Nixon	g	1-1	0-0	0-0	1	0	1	0	2	0	0	1	0	3	
13	Grant Kersey	g	0-0	0-0	0-0	0	0	0	0	0	0	0	0	0	1	
23	Kody Statmann	g	0-1	0-1	0-0	0	1	1	1	0	0	1	0	0	3	
24	Marco Anthony	g	0-1	0-0	0-0	0	0	0	1	0	0	1	0	0	3	
25	Mamadi Diakite	g	4-9	0-0	1-2	1	4	5	1	9	1	0	4	0	26	
30	Jay Huff	g	2-3	0-0	0-0	1	4	5	4	4	0	1	0	1	18	
45	Austin Katstra	g	0-0	0-0	0-0	0	1	1	0	0	0	0	0	0	3	
Team						1	2	3								
Totals			28-51	18-25	5-11	7	28	35	16	79	21	11	8	7	200	

FG % 1st Half: 10-22 45.5% 2nd half: 18-29 62.1% Game: 28-51 54.9%
3FG % 1st Half: 8-12 66.7% 2nd half: 10-13 76.9% Game: 18-25 72.0%
FT % 1st Half: 4-7 57.1% 2nd half: 1-4 25.0% Game: 5-11 45.5%

Syracuse 53 • (19-11) (10-7)

#	Player	Total			3-Ptr			Rebounds			PF	TP	A TO Blk Stl			Min
		FG-FGA	FG-FGA	FT-FTA	Off	Def	Tot	Off	Def	Tot						
11	Oshae Brissett	f	2-8	0-2	2-2	2	6	8	2	6	2	1	1	1	25	
33	Elijah Hughes	f	3-6	2-5	3-3	0	1	1	3	11	0	0	0	3	26	
13	Paschal Chukwu	c	3-4	0-0	2-4	7	1	8	4	8	0	1	2	2	25	
23	Frank Howard	g	2-6	2-3	0-0	0	1	1	0	6	1	3	0	0	22	
25	Tyus Battle	g	5-19	1-5	0-1	1	4	5	2	11	3	0	0	0	34	
00	Adrian Autry	g	0-0	0-0	0-0	0	0	0	0	0	0	1	0	1	1	
04	Antonio Balandi	g	0-0	0-0	0-0	0	0	0	0	0	0	0	0	0	1	
12	Brendan Paul	g	0-0	0-0	0-0	0	0	0	0	0	0	0	0	0	1	
20	Robert Braswell	g	0-0	0-0	0-0	0	0	0	0	0	0	0	0	0	2	
21	Marek Dolezal	g	0-3	0-2	0-0	1	4	5	0	0	1	2	1	2	27	
32	Ray Featherston	g	0-0	0-0	0-0	0	0	0	0	0	0	0	0	0	1	
35	Buddy Boheim	g	4-11	3-8	0-0	0	2	2	11	1	1	0	0	0	23	
54	Ky Feldman	g	0-0	0-0	0-0	0	0	0	0	0	0	0	0	0	2	
Team						3	0	3								
Totals			19-57	8-25	7-11	14	19	33	13	53	8	10	4	9	200	

FG % 1st Half: 12-31 38.7% 2nd half: 7-26 26.9% Game: 19-57 33.3%
3FG % 1st Half: 5-13 38.5% 2nd half: 3-12 25.0% Game: 8-25 32.0%
FT % 1st Half: 5-6 83.3% 2nd half: 2-5 40.0% Game: 7-11 63.6%

Officials: James Breeding, Jeff Anderson, Ron Groover
Technical fouls: Virginia-None, Syracuse-None.
Attendance: 29052

Score by periods	1st	2nd	Total
Virginia	32	47	79
Syracuse	34	19	53

Last FG - VA 2nd-00:44, SU 2nd-01:45.
Largest lead - VA by 28 2nd-02:44, SU by 6 1st-03:55.
VA led for 22:55, SU led for 13:51. Game was tied for 03:14.

Score tied - 5 times.
Lead changed - 19 times.



Official Basketball Box Score -- Game Totals -- Final Statistics Louisville vs Virginia 03/09/19 8:00 pm at Charlottesville, Va. (JPJ)



Louisville 68 • 19-12

Season: 05-06 12-11

#	Player		Total		3-Ptr		Rebounds			PF	TP	A			Min
			FG-FGA	FG-FGA	FT-FTA	Off	Def	Tot	To			Bk	Stl		
05	Malik Williams	f	4-7	2-4	2-2	1	5	6	3	12	0	1	1	1	18
24	Dwayne Sutton	f	3-10	1-4	3-4	5	1	6	3	10	0	1	0	0	32
33	Jordan Nwora	f	7-16	3-7	2-2	0	6	6	2	19	0	4	1	1	38
01	Christen Cunningham	g	4-7	0-2	2-5	0	4	4	2	10	2	1	0	0	36
04	Khwan Fore	g	0-1	0-0	0-0	0	0	0	4	0	3	0	0	0	18
02	Darius Perry	g	1-1	1-1	0-0	0	0	0	2	3	0	1	0	0	8
13	VJ King	g	0-3	0-1	0-0	0	0	0	1	0	0	0	0	0	10
23	Steven Enoch	g	2-6	0-2	4-4	4	7	11	1	8	1	1	1	0	22
30	Ryan McMahon	g	2-5	2-4	0-0	0	1	1	2	6	1	1	0	0	18
Team						4	2	6							
Totals			23-56	9-25	13-17	14	26	40	20	68	7	10	3	2	200

FG % 1st Half: 11-27 40.7% 2nd half: 12-29 41.4% Game: 23-56 41.1%
3FG % 1st Half: 5-12 41.7% 2nd half: 4-13 30.8% Game: 9-25 36.0%
FT % 1st Half: 6-6 100.0 2nd half: 7-11 63.6% Game: 13-17 76.5%

Virginia 73 • 28-2

#	Player		Total		3-Ptr		Rebounds			PF	TP	A				Min
			FG-FGA	FG-FGA	FT-FTA	FT-FTA	Off	Def	Tot			To	Blk	Stl		
33	Jack Salt	c	0-2	0-0	0-0	1	0	1	2	0	1	0	1	0	11	
00	Kihei Clark		2-3	1-2	0-0	2	1	3	2	5	1	0	0	0	27	
05	Kyle Guy	g	4-11	3-9	2-2	1	5	6	1	13	1	2	0	1	39	
11	Ty Jerome	g	8-14	3-8	5-7	0	4	4	2	24	6	1	0	2	39	
12	De'Andre Hunter	g	3-13	1-4	2-4	1	3	4	1	9	2	1	1	1	39	
02	Braxton Key		1-5	1-2	6-8	3	2	5	1	9	0	0	2	0	15	
25	Mamadi Diakite		2-5	0-0	0-0	0	1	1	3	4	1	0	0	1	17	
30	Jay Huff		3-4	3-3	0-0	0	1	1	3	9	1	0	2	1	13	
	Team					3	3	6								
Totals			23-57	12-28	15-21	11	20	31	15	73	13	4	6	7	200	

FG % 1st Half: 12-34 35.3% 2nd half: 11-23 47.8% Game: 23-57 40.4%
3FG % 1st Half: 7-17 41.2% 2nd half: 5-11 45.5% Game: 12-28 42.9%
FT % 1st Half: 5-6 83.3% 2nd half: 10-15 66.7% Game: 15-21 71.4%

Officials: Raymie Styons, Tony Henderson, Brian Dorsey
Technical fouls: Louisville-None, Virginia-None.
Attendance: 14629

2018-19 Men's Basketball. Round: 0. Louisville vs Virginia. Played at .

Score by periods	1st	2nd	Total
Louisville	33	35	68
Virginia	36	37	73

Last FG - LOU 2nd-00:06, VA 2nd-03:36.
Largest lead - LOU by 7 2nd-16:16, VA by 9 1st-01:47.
LOU led for 10:39, VA led for 26:53. Game was tied for 02:28.

Score tied - 5 times.
Lead changed - 6 times.



Official Basketball Box Score -- Game Totals -- Final Statistics NC State vs Virginia 03/14/19 12:00 pm at Charlotte, N.C. (Spectrum Center)



NC State 56 • 22-11

#	Player		Total		3-Ptr		Rebounds			PF	TP	A TO Blk Stl			Min		
			FG-FGA		FG-FGA	FT-FTA	Off	Def	Tot								
33	WALKER, Wyatt	c	1-2	0-0	0-0		0	2	2	3	2	0	0	1	0	10	
02	DORN, Torin	g	3-9	0-1	1-4		1	6	7	1	7	1	0	0	1	27	
10	BEVERLY, Braxton	g	2-8	0-5	3-3		0	1	1	2	7	0	0	0	0	22	
11	JOHNSON, Markell	g	4-9	2-5	3-4		2	2	4	1	13	1	2	0	1	35	
13	BRYCE, CJ	g	2-3	0-1	3-5		1	1	2	3	7	2	3	0	0	19	
00	FUNDERBURK, DJ		4-6	0-1	4-5		1	2	3	3	12	0	3	1	0	30	
04	HELLEMS, Jericole		1-5	0-2	0-0		2	1	3	2	2	0	0	0	1	13	
24	DANIELS, Devon		2-6	1-4	1-4		0	1	1	1	6	2	0	1	0	31	
55	HARRIS, Blake		0-1	0-1	0-0		0	1	1	2	0	0	1	0	0	13	
Team							1	4	5								
Totals				19-49	3-20		15-25	8	21	29	18	56	6	9	3	3	200

FG % 1st Half: 11-28 39.3% 2nd half: 8-21 38.1% Game: 19-49 38.8%
3FG % 1st Half: 0-8 0.0% 2nd half: 3-12 25.0% Game: 3-20 15.0%
FT % 1st Half: 7-9 77.8% 2nd half: 8-16 50.0% Game: 15-25 60.0%

Virginia 76 • 29-2

#	Player		Total			Rebounds			PF	TP	A			Min
			FG-FGA	3-PT-FGA	FT-FTA	Off	Def	Tot			To	Blk	Stl	
33	Jack Salt	c	7-8	0-0	4-5	3	3	6	3	18	0	1	1	27
00	Kihei Clark		1-3	0-1	0-0	1	3	4	3	2	3	1	0	25
05	Kyle Guy	g	10-13	7-9	2-3	0	4	4	0	29	3	0	0	1
11	Ty Jerome		1-11	0-6	0-0	5	5	3	2	10	2	0	4	35
12	De'Andre Hunter	g	3-7	2-3	8-10	0	3	3	1	16	2	3	0	34
02	Francesco Badocchi		0-0	0-0	1-2	0	0	0	0	1	0	0	0	2
01	Braxton Key		0-1	0-0	1-2	1	6	7	3	1	0	0	0	20
23	Kody Statmann		1-1	0-0	0-0	0	0	0	0	2	0	0	0	2
24	Marco Anthony		0-0	0-0	0-0	0	0	0	1	0	0	0	0	2
25	Mamadi Diakite		1-2	0-0	0-0	0	0	0	3	2	0	0	0	1
30	Jay Huff		1-2	1-2	0-0	0	0	0	2	3	0	0	0	8
	Team					0	4	4			2			

2018-19 BOX SCORES



Official Basketball Box Score -- Game Totals -- Final Statistics Gardner-Webb vs Virginia 03/22/19 3:10 pm at Columbia, SC (Colonial Life Arena)

Gardner-Webb 56 • 23-12

#	Player	Total		3-Ptr		Rebounds			PF	TP	A TO Blk Stl				Min
		FG-FGA	FG-FGA	FT-FTA	FT-FTA	Off	Def	Tot			A	TO	Blk	Stl	
25	DJ Laster	f	5-14	0-5	0-0	1	2	3	3	10	0	3	2	0	32
01	Jaheam Cornwall	g	1-4	0-2	0-0	0	0	2	1	2	2	0	0	0	31
05	Jose Perez		7-10	4-6	1-2	0	3	3	2	19	3	2	0	1	35
10	Nate Johnson		2-7	0-2	0-0	2	5	7	2	4	3	3	0	2	34
11	David Efiyani	g	4-11	4-7	0-0	0	1	1	2	12	1	4	0	1	34
02	Eric Jamison		1-2	0-0	2-2	0	1	1	2	4	0	2	0	1	17
03	Justin Jenkins		1-1	1-1	0-0	0	0	0	0	3	0	0	0	0	1
04	Christian Turner		0-0	0-0	0-0	0	1	1	0	1	1	0	0	0	9
14	Brandon Miller		1-1	0-0	0-0	0	0	0	3	2	0	1	0	0	7
	Team					2	1	3							
Totals			22-50	9-23	3-4	5	16	21	16	56	10	16	2	5	200

FG % 1st Half: 15-28 53.6% 2nd half: 7-22 31.8% Game: 22-50 44.0% Deadball Rebounds 1
3FG % 1st Half: 4-9 44.4% 2nd half: 5-14 35.7% Game: 9-23 39.1%
FT % 1st Half: 2-2 100.0 2nd half: 1-2 50.0% Game: 3-4 75.0%

Virginia 71 • 30-3

#	Player		Total		3-Ptr		Rebounds			PF	TP	A TO Blk Stl				Min
			FG-FGA	FG-FGA	FT-FTA	Off	Def	Tot	A			TO	Blk	Stl		
33	Jack Salt	c	0-0	0-0	0-0	1	0	1	0	0	2	0	0	0	5	
00	Kihei Clark		1-5	1-3	0-0	1	4	5	1	3	4	0	0	0	36	
05	Kyle Guy	g	2-8	1-5	3-5	2	4	6	0	8	1	1	1	1	39	
11	Ty Jerome	g	5-10	2-6	1-2	0	3	3	2	13	6	4	0	3	37	
12	De'Andre Hunter	g	9-16	2-6	3-3	1	5	6	0	23	1	1	2	0	36	
01	Francesco Badocchi		0-0	0-0	0-0	0	0	0	0	0	0	0	0	0	11	
02	Braxton Key		2-2	1-1	0-0	2	1	3	3	5	0	1	0	2	11	
10	Jayden Nixon		0-0	0-0	0-0	0	0	0	0	0	0	0	0	0	1	
23	Kody Statmann		0-0	0-0	0-0	0	0	0	0	1	0	0	1	0	1	
24	Marco Anthony		0-0	0-0	0-0	0	0	0	0	0	0	0	0	0	1	
25	Mamadi Diakite		8-10	0-0	1-3	4	5	9	0	17	0	2	0	0	27	
30	Jay Huff		1-3	0-2	0-0	0	0	0	1	2	0	0	0	1	5	
	Team					1	1	2								
Totals			28-54	7-23	8-13	12	23	35	9	71	12	15	3	10	200	

FG % 1st Half: 12-24 50.0% 2nd half: 16-30 53.3% Game: 28-54 51.9% Deadball Rebounds 3
3FG % 1st Half: 2-9 22.2% 2nd half: 5-14 35.7% Game: 7-23 30.4%
FT % 1st Half: 4-6 66.7% 2nd half: 4-7 57.1% Game: 8-13 61.5%

Officials: DG Nelson, Marques Pettigrew, Brian O'Connell
Technical fouls: Gardner-Webb-None. Virginia-None.
Attendance: 15417
2018-19 Men's Basketball. Round: 0. Gardner-Webb vs Virginia. Played at .

Score by periods	1st	2nd	Total
Gardner-Webb	36	20	56
Virginia	30	41	71

Points	In	Off	2nd	Fast	Bench
GW	24	17	5	4	9
VA	32	14	19	3	24

Last FG - GW 2nd-00:19, VA 2nd-03:14.
Largest lead - GW by 14 1st-07:31, VA by 21 2nd-03:14.
GW led for 20:23, VA led for 16:16. Game was tied for 03:21.

Score tied - 3 times.
Lead changed - 1 time.



Official Basketball Box Score -- Game Totals -- Final Statistics Oklahoma vs Virginia 03/24/19 7:45 pm at Columbia, S.C. (Colonial Life Arena)

Oklahoma 51 • 20-14

#	Player		Total		3-Ptr		Rebounds			PF	TP	A TO Blk Stl				Min
			FG-FGA	FG-FGA	FT-FTA	Off	Def	Tot	A			TO	Blk	Stl		
21	Kristian Doolittle	f	4-10	0-0	0-0	1	4	5	3	8	2	2	1	1	37	
35	Brady Manek		5-13	3-9	0-0	1	4	5	1	13	0	0	0	0	29	
00	Christian James	g	4-13	3-8	2-2	0	5	5	2	13	3	1	0	0	36	
01	Rashard Odomes		1-3	0-0	0-0	1	0	1	0	2	1	0	0	0	16	
24	Jamal Bieniemy	g	3-7	1-2	0-0	0	2	2	1	7	2	2	0	0	33	
02	Aaron Calixte		0-3	0-2	0-0	0	0	0	0	0	1	2	0	0	12	
03	Miles Reynolds		1-1	0-0	3-4	2	5	7	2	5	0	0	0	0	25	
04	Jamuni McNeace		0-1	0-0	0-0	0	0	0	0	0	0	0	0	0	2	
05	Matt Freeman		1-1	1-1	0-0	0	1	1	1	3	0	0	0	0	10	
44	Hannes Polla		0-0	0-0	0-0	0	0	0	0	0	0	0	0	0	0+	
	Team					1	2	3								
Totals			19-52	8-22	5-6	6	23	29	10	51	9	7	1	3	200	

FG % 1st Half: 9-29 31.0% 2nd half: 10-23 43.5% Game: 19-52 36.5% Deadball Rebounds 0
3FG % 1st Half: 4-12 33.3% 2nd half: 4-10 40.0% Game: 8-22 36.4%
FT % 1st Half: 0-0 0.0% 2nd half: 5-6 83.3% Game: 5-6 83.3%

Virginia 63 • 31-3

#	Player	Total		3-Ptr		Rebounds			PF	TP	A TO Blk Stl				Min
		FG-FGA	FG-FGA	FT-FTA	Off Def Tot	PF	TP	A			TO	Blk	Stl		
25	Mamadi Diakite	f	7-9	0-1	0-1	2	7	9	1	14	0	1	3	1	28
00	Kihei Clark		3-5	1-2	2-2	0	2	2	1	9	2	2	0	0	33
05	Kyle Guy	g	2-15	0-10	0-0	0	5	5	0	4	3	0	0	0	37
11	Ty Jerome	g	5-10	2-3	0-0	0	2	2	1	12	3	0	0	3	40
12	De'Andre Hunter	g	4-9	2-5	0-0	1	2	3	5	10	0	0	1	1	30
02	Braxton Key		4-4	1-1	0-2	3	6	9	2	9	2	2	1	1	21
30	Jay Huff		2-3	1-2	0-0	0	3	3	0	5	0	0	1	0	9
33	Jack Salt		0-1	0-0	0-0	1	0	1	1	0	0	1	0	0	2
	Team					1	1	2							
Totals			27-56	7-24	2-5	8	28	36	11	63	10	6	6	6	200

FG % 1st Half: 13-28 46.4% 2nd half: 14-28 50.0% Game: 27-56 48.2% Deadball Rebounds 1
3FG % 1st Half: 3-10 30.0% 2nd half: 4-14 28.6% Game: 7-24 29.2%
FT % 1st Half: 2-5 40.0% 2nd half: 0-0 0.0% Game: 2-5 40.0%

Officials: Marques Pettigrew, Bo Boroski, Doug Shows
Technical fouls: Oklahoma-None. Virginia-None.
Attendance: 16332
2018-19 Men's Basketball. Round: 0. Oklahoma vs Virginia. Played at .

Score by periods	1st	2nd	Total
Oklahoma	22	29	51
Virginia	31	32	63

Points	In	Off	2nd	Fast	Bench
OU	12	5	5	4	8
VA	32	6	11	0	14

Last FG - OU 2nd-01:35, VA 2nd-00:21.
Largest lead - OU by 4 1st-12:11, VA by 16 2nd-12:52.
OU led for 02:58, VA led for 35:45. Game was tied for 01:17.

Score tied - 1 time.
Lead changed - 2 times.



Official Basketball Box Score -- Game Totals -- Final Statistics Oregon vs Virginia 03/28/19 9:57 pm at Louisville, Ky. (KFC Yum! Center)

Oregon 49 • 25-12

#	Player		Total		3-Ptr		Rebounds			PF	TP	A TO Blk Stl				Min
			FG-FGA	FG-FGA	FT-FTA	Off	Def	Tot	A			TO	Blk	Stl		
02	Louis King	f	5-12	4-8	2-2	1	3	4	2	16	0	3	0	0	30	
13	Paul White	f	4-8	2-5	0-0	1	5	6	0	10	0	1	0	3	38	
14	Kenny Wooten	f	1-2	0-0	0-0	1	4	5	2	2	1	1	1	1	38	
33	Francis Okoro	f	1-2	0-0	0-0	1	1	2	0	2	0	0	0	0	12	
03	Payton Pritchard	g	3-12	1-6	4-6	1	6	7	3	11	4	2	0	0	40	
00	Will Richardson		0-1	0-1	0-0	0	1	1	2	0	2	2	0	0	23	
04	Ehab Amin		3-8	2-5	0-0	0	4	4	5	8	1	1	0	1	19	
	Team					1	1	2				1				
Totals			17-45	9-25	6-8	6	25	31	14	49	8	11	1	5	200	

FG % 1st Half: 9-21 42.9% 2nd half: 8-24 33.3% Game: 17-45 37.8% Deadball Rebounds 1,1
3FG % 1st Half: 4-10 40.0% 2nd half: 5-15 33.3% Game: 9-25 36.0%
FT % 1st Half: 0-2 0.0% 2nd half: 6-6 100.0% Game: 6-8 75.0%

Virginia 53 • 31-3

#	Player	Total		3-Ptr		Rebounds			PF	TP	A TO Blk Stl				Min
		FG-FGA	FG-FGA	FT-FTA	Off	Def	Tot	A			TO	Blk	Stl		
25	Mamadi Diakite	f	3-7	0-0	1-1	3	8	11	3	7	0	0	2	2	35
00	Kihei Clark		4-9	3-8	1-2	1	3	4	2	12	6	2	0	0	37
05	Kyle Guy	g	4-15	2-11	0-0	1	3	4	1	10	1	2	0	0	39
11	Ty Jerome		5-12	3-8	0-0	1	5	6	2	13	6	2	0	2	39
12	De'Andre Hunter	g	4-13	1-6	2-2	1	3	4	4	11	1	1	0	0	39
02	Braxton Key		0-0	0-0	0-0	0	0	0	0	0	0	0	0	0	7
30	Jay Huff		0-0	0-0	0-0	1	0	1	0	0	0	1	0	0	1
33	Jack Salt		0-0	0-0	0-0	0	1	1	1	0	0	0	0	0	3
	Team					3	0	3							
Totals			20-56	9-33	4-5	11	23	34	13	53	14	8	2	4	200



2018-19 BOX SCORES



Official Basketball Box Score - Game Totals - Final Statistics
Auburn vs Virginia
04/06/19 5:09 pm at Minneapolis, Minn. (U.S. Bank Stadium)

Auburn 62 • 30-10

#	Player	Total		3-Ptr		Rebounds		PF	TP	A	TO	Blk	Stl	Min
		FG	FGA	FT	FTA	Off	Def							
03	Danjel Purifoy	f	2-7	0-4	3-4	2	3	5	1	7	0	0	0	29
24	Anfernee McLemore	f	3-4	1-2	2-2	1	11	12	3	9	0	0	1	29
01	Jared Harper	g	4-10	2-6	1-2	1	0	1	1	11	3	3	0	33
02	Bryce Brown	g	4-12	4-10	0-0	0	3	3	1	12	3	0	0	33
04	Malik Dunbar	g	0-4	0-3	0-0	1	1	2	2	0	0	0	0	10
00	Horace Spencer	g	1-1	0-0	0-0	1	0	1	1	2	2	0	0	11
10	Samir Doughty	g	4-10	2-5	3-4	1	4	5	2	13	0	0	0	28
12	J'Von McCormick	g	2-5	0-1	2-2	0	0	0	1	6	1	1	0	16
50	Austin Wiley	g	1-2	0-0	0-0	0	1	1	0	2	0	0	2	11
Team						2	1	3			1			
Totals			21-55	9-31	11-14	9	24	33	12	62	9	5	3	200

FG % 1st Half: 12-29 41.4% 2nd half: 9-26 34.6% Game: 21-55 38.2%
3FG % 1st Half: 3-14 21.4% 2nd half: 6-17 35.3% Game: 9-31 29.0%
FT % 1st Half: 4-4 100.0 2nd half: 7-10 70.0% Game: 11-14 78.6%

Virginia 63 • 34-13

#	Player	Total		3-Ptr		Rebounds		PF	TP	A	TO	Blk	Stl	Min
		FG	FGA	FT	FTA	Off	Def							
25	Mamadi Diakite	f	1-4	0-2	0-2	1	5	6	1	2	0	1	5	36
00	Kihei Clark	g	3-7	1-1	2-2	1	1	2	2	9	3	0	0	36
05	Kyle Guy	g	5-11	2-6	3-3	0	3	3	1	15	4	1	0	39
11	Ty Jerome	g	8-16	4-9	1-3	0	9	9	4	21	6	2	1	33
12	De'Andre Hunter	g	7-11	0-1	0-2	2	3	5	1	14	2	2	2	37
02	Braxton Key	g	1-1	0-0	0-0	0	2	2	1	2	0	0	1	10
33	Jack Salt	g	0-1	0-0	0-0	0	2	2	2	0	0	0	0	9
Team						1	1	2			2			
Totals			25-51	7-19	6-12	5	26	31	12	63	15	8	9	200

FG % 1st Half: 12-28 42.9% 2nd half: 13-23 56.5% Game: 25-51 49.0%
3FG % 1st Half: 3-9 33.3% 2nd half: 4-10 40.0% Game: 7-19 36.8%
FT % 1st Half: 1-3 33.3% 2nd half: 5-9 55.6% Game: 6-12 50.0%

Officials: James Breeding, Keith Kimble, Doug Simmons
Technical fouls: Auburn-None, Virginia-None.
Attendance: 72711
2018-19 Men's Basketball. Round: 0. Auburn vs Virginia. Played at .

Score by periods	1st	2nd	Total
Auburn	31	31	62
Virginia	28	35	63

Last FG - AU 2nd-01:56, VA 2nd-00:07.
Largest lead - AU by 4 2nd-00:17, VA by 10 2nd-05:22.
AU led for 09:36, VA led for 26:37. Game was tied for 03:42.

Points	In	Off	2nd	Fast	Bench
AU	22	8	11	4	23
VA	26	7	8	4	2

Score tied - 5 times.
Lead changed - 10 times.



Official Basketball Box Score - Game Totals - Final Statistics
Texas Tech vs Virginia
04/08/19 8:20 pm at Minneapolis, Minn. (US Bank Stadium)

Texas Tech 77 • 31-7

#	Player	Total		3-Ptr		Rebounds		PF	TP	A	TO	Blk	Stl	Min
		FG	FGA	FT	FTA	Off	Def							
11	Tariq Owens	f	1-3	0-1	1-2	2	3	5	5	3	0	1	1	22
32	Norense Odiase	f	1-1	0-0	3-3	0	6	6	2	5	0	1	1	18
13	Matt Mooney	g	4-9	2-6	0-0	0	1	1	3	10	3	1	0	22
23	Jarrett Culver	g	5-22	0-6	5-6	5	4	9	3	15	5	3	1	41
25	Daivde Moretti	g	5-10	3-6	2-2	0	2	2	3	15	0	1	0	40
00	Kyler Edwards	g	4-5	2-3	2-2	0	3	3	0	12	1	0	0	23
01	Brandone Francis	g	7-12	3-7	0-0	0	4	4	1	17	0	1	0	37
03	Deshawn Corprew	g	0-1	0-1	0-0	0	0	0	1	0	0	0	0	3
Team						2	0	2						
Totals			27-63	10-30	13-15	9	23	32	18	77	9	8	3	225

FG % 1st Half: 8-24 33.3% 2nd half: 15-28 53.6% OT: 4-11 36.4%
3FG % 1st Half: 5-12 41.7% 2nd half: 4-13 30.8% OT: 1-5 20.0%
FT % 1st Half: 8-10 80.0% 2nd half: 5-5 100.0 OT: 0-0 0.0%

Virginia 85 • 35-3

#	Player	Total		3-Ptr		Rebounds		PF	TP	A	TO	Blk	Stl	Min
		FG	FGA	FT	FTA	Off	Def							
25	Mamadi Diakite	f	2-4	0-1	5-6	3	4	7	3	9	0	1	2	25
00	Kihei Clark	g	1-2	1-1	0-0	1	1	2	2	3	4	2	0	33
05	Kyle Guy	g	8-15	4-9	4-4	0	3	3	3	24	0	1	0	45
11	Ty Jerome	g	6-16	2-6	2-2	1	5	6	3	16	8	1	0	42
12	De'Andre Hunter	g	8-16	4-5	7-9	4	5	9	1	27	1	4	0	44
02	Braxton Key	g	2-5	0-1	2-2	2	8	10	3	6	2	1	1	29
30	Jay Huff	g	0-1	0-1	0-0	0	0	0	1	0	0	0	0	4
33	Jack Salt	g	0-0	0-0	0-0	0	1	1	1	0	0	1	0	3
Team						0	1	1						
Totals			27-59	11-24	20-23	11	28	39	15	85	15	11	3	225

FG % 1st Half: 12-29 41.4% 2nd half: 13-25 52.0% OT: 2-5 40.0%
3FG % 1st Half: 5-11 45.5% 2nd half: 5-12 41.7% OT: 1-1 100.0
FT % 1st Half: 3-4 75.0% 2nd half: 5-7 71.4% OT: 12-12 100.0

Officials: Terry Wymer, Michael Stephens, Ron Groover
Technical fouls: Texas Tech-None, Virginia-None.
Attendance: 72062
2018-19 Men's Basketball. Round: 0. Texas Tech vs Virginia. Played at .

Score by periods	1st	2nd	OT	Total
Texas Tech	29	39	9	77
Virginia	32	36	17	85

Last FG - TT OT-00:08, VA OT-00:15.
Largest lead - TT by 4 1st-04:52, VA by 10 1st-09:54.
TT led for 07:33, VA led for 29:14. Game was tied for 08:13.

Points	In	Off	2nd	Fast	Bench
TT	22	11	9	2	29
VA	16	10	16	2	6

Score tied - 8 times.
Lead changed - 8 times.





2018-19 STARTERS

OPPONENT	1	2	3	4	5	RECORD
Towson	Jerome	Guy	Hunter	Key	Salt	1-0
George Washington	Jerome	Guy	Hunter	Key	Salt	2-0
Coppin State	Jerome	Guy	Hunter	Key	Diakite	1-0
Middle Tennessee	Jerome	Guy	Hunter	Key	Diakite	2-0
Dayton	Jerome	Guy	Hunter	Key	Diakite	3-0
Wisconsin	Jerome	Guy	Hunter	Clark	Salt	1-0
at Maryland	Jerome	Guy	Hunter	Clark	Salt	2-0
Morgan State	Jerome	Guy	Hunter	Clark	Salt	3-0
at VCU	Jerome	Guy	Hunter	Clark	Salt	4-0
South Carolina	Jerome	Guy	Hunter	Diakite	Salt	1-0
William & Mary	Jerome	Guy	Hunter	Diakite	Salt	2-0
Marshall	Jerome	Guy	Hunter	Diakite	Salt	3-0
Florida State	Jerome	Guy	Hunter	Diakite	Salt	4-0
at Boston College	Jerome	Guy	Hunter	Diakite	Salt	5-0
at Clemson	Jerome	Guy	Hunter	Diakite	Salt	6-0
Virginia Tech	Jerome	Guy	Hunter	Diakite	Salt	7-0
at Duke	Jerome	Guy	Hunter	Diakite	Salt	7-1
Wake Forest	Jerome	Guy	Hunter	Diakite	Salt	8-1
at Notre Dame	Jerome	Guy	Hunter	Diakite	Salt	9-1
at NC State	Jerome	Guy	Hunter	Diakite	Salt	10-1
Miami	Jerome	Guy	Hunter	Diakite	Salt	11-1
Duke	Jerome	Guy	Hunter	Diakite	Salt	11-2
at North Carolina	Jerome	Guy	Hunter	Clark	Salt	5-0
Notre Dame	Jerome	Guy	Hunter	Clark	Salt	6-0
at Virginia Tech	Jerome	Guy	Hunter	Clark	Salt	7-0
at Louisville	Jerome	Guy	Hunter	Key	Salt	3-0
Georgia Tech	Jerome	Guy	Hunter	Clark	Diakite	1-0
Pitt	Jerome	Guy	Hunter	Clark	Salt	8-0
at Syracuse	Jerome	Guy	Hunter	Clark	Salt	9-0
Louisville	Jerome	Guy	Hunter	Clark	Salt	10-0
vs. NC State	Jerome	Guy	Hunter	Clark	Salt	10-0
vs. Florida State	Jerome	Guy	Hunter	Clark	Salt	10-1
vs. Gardner-Webb	Jerome	Guy	Hunter	Clark	Salt	11-1
vs. Oklahoma	Jerome	Guy	Hunter	Clark	Diakite	2-0
vs. Oregon	Jerome	Guy	Hunter	Clark	Diakite	3-0
vs. Purdue	Jerome	Guy	Hunter	Clark	Diakite	4-0
vs. Auburn	Jerome	Guy	Hunter	Clark	Diakite	5-0
vs. Texas Tech	Jerome	Guy	Hunter	Clark	Diakite	6-0

2018-19 HONORS

PLAYER	HONOR/AWARD
Tony Bennett	ACC Coach of the Year
Tony Bennett	NABC District 2 Coach of the Year
Kyle Guy	USA Today All-America Second Team
Kyle Guy	AP All-America Third Team
Kyle Guy	NABC All-America Third Team
Kyle Guy	Sporting News All-America Third Team
Kyle Guy	All-ACC First Team
Kyle Guy	NABC All-District 2 First Team
Kyle Guy	USBWA All-District 3
Kyle Guy	NCAA Final Four Most Outstanding Player
Kyle Guy	NCAA Final Four All-Tournament Team
Kyle Guy	NCAA All-South Region Team
Kyle Guy	ACC All-Tournament First Team
Kyle Guy	ACC Player of the Week (Jan. 7)
De'Andre Hunter	John R. Wooden All-American Team
De'Andre Hunter	NABC All-America Second Team
De'Andre Hunter	USA Today All-America Third Team
De'Andre Hunter	AP All-America Third Team
De'Andre Hunter	Sporting News All-America Third Team
De'Andre Hunter	USBWA All-America Third Team
De'Andre Hunter	SI All-America Third Team

PLAYER	HONOR/AWARD
De'Andre Hunter	NABC Defensive Player of the Year
De'Andre Hunter	All-ACC First Team
De'Andre Hunter	ACC Defensive Player of the Year
De'Andre Hunter	All-ACC Defensive Team
De'Andre Hunter	NABC All-District 2 First Team
De'Andre Hunter	USBWA All-District 3
De'Andre Hunter	NCAA Final Four All-Tournament Team
De'Andre Hunter	Battle 4 Atlantis MVP
De'Andre Hunter	Battle 4 Atlantis All-Tournament Team
De'Andre Hunter	ACC Player of the Week (Nov. 26)
Ty Jerome	SI All-America Third Team
Ty Jerome	AP All-America Honorable Mention
Ty Jerome	All-ACC Second Team
Ty Jerome	USBWA All-District 3
Ty Jerome	NABC All-District 2 Second Team
Ty Jerome	NCAA Final Four All-Tournament Team
Ty Jerome	NCAA All-South Region Team
Ty Jerome	Battle 4 Atlantis All-Tournament Team
Ty Jerome	ACC Player of the Week (March 11)
Mamadi Diakite	NCAA All-South Region Team
Jack Salt	All-ACC Academic Team

VIRGINIA'S RECORD UNDER TONY BENNETT WHEN..

	Career	2018-19
Leading at the half	201-25	29-0
Trailing at the half	46-59	6-3
Tied at the half	7-5	0-0
Playing Overtime	5-9	3-0
Shooting 50% or better	105-8	13-1
Shooting between 40-49.9%	118-32	17-2
Shooting less than 40%	31-49	5-0
Opponents shoot 50% or better	18-24	2-3
Opponents shoot less than 50%	236-65	33-0
UVA outrebounds its opponent	180-27	29-1
Opponent outrebounds UVA	67-59	6-2
Teams are tied in rebounds	7-3	0-0
UVA has 10 or more steals	22-3	1-0
UVA shoots 70% FT or better	152-45	21-2
UVA shoots less than 70% FT	102-44	14-1
Scoring less than 50 points	6-16	0-0
Scoring 50-59 points	32-34	4-1
Scoring 60-69 points	91-31	12-0
Scoring 70-79 points	90-7	10-2
Scoring 80-89 points	31-1	7-0
Scoring more than 90 points	4-0	2-0
Allowing fewer than 50 points	86-2	10-0
Allowing fewer than 40 points	23-0	0-0
Playing in John Paul Jones Arena	143-26	15-1
Playing on the road	65-44	9-1
Playing on a neutral court	45-19	10-1
Game decided by 1-4 points	30-36	3-1
Game decided by 5-10 points	55-23	11-2
Game decided by 11+ points	167-30	20-0
Playing at night	176-60	19-3
Playing in the afternoon	78-28	16-0
Playing on Monday	26-11	6-0
Playing on Tuesday	43-7	4-0
Playing on Wednesday	37-11	5-0
Playing on Thursday	20-9	3-0
Playing on Friday	28-10	3-1
Playing on Saturday	69-32	11-2
Playing on Sunday	31-9	3-0
Playing in November	59-11	7-0
Playing in December	45-10	5-0
Playing in January	61-19	7-1
Playing in February	48-27	6-1
Playing in March	40-22	9-1
Playing in April	2-0	2-0



VIRGINIA HIGHS FOR 2018-19

Team	
Points.....	100..... Marshall (12/31/18)
FG Made.....	35..... 2x, last at Notre Dame (1/26/19)
FG Attempts.....	67..... at Notre Dame (1/26/19)
FG %.....	.603 (35-58)..... Coppin State (11/16/18)
3-PT FG Made.....	18..... at Syracuse (3/4/19)
3-PT FG Attempts.....	28..... Louisville (3/9/19)
3-PT FG %.....	.720 (18-25)..... at Syracuse (3/4/19)
FT Made.....	26..... VCU (12/9/18)
FT Attempts.....	30..... VCU (12/9/18)
FT %.....	1.000..... 2x, last at Louisville (2/23/19)
Rebounds.....	46..... at Clemson (1/02/19)
Assists.....	24..... Coppin State (11/16/18)
Steals.....	10..... vs. Gardner-Webb (3/22/19)
Blocked Shots.....	9..... vs. Auburn (4/6/19)
Turnovers.....	16..... 2x, last at NC State (1/29/19)
Fouls.....	22..... 2x, last at NC State (1/29/19)
Points in Paint.....	46..... at Boston College (1/9/19)
Points off Turnovers.....	25..... 2x, last vs. Middle Tennessee (11/21/18)
Second Chance Points.....	20..... vs. Dayton (11/22/18)
Fast Break Points.....	18..... vs. Morgan State (12/3/18)
Bench Points.....	36..... vs. Morgan State (12/3/18)

Individual	
Points.....	30..... Kyle Guy vs. Marshall (12/31/18)
FG Made.....	10..... 2x, last by Kyle Guy vs. NC State (3/14/19)
FG Attempts.....	17..... Ty Jerome vs. Wisconsin (11/23/18)
FG %.....	.875 (7-8)..... Jack Salt vs. NC State (3/14/19)
3-PT FG Made.....	8..... Kyle Guy at Syracuse (3/4/19)
3-PT FG Attempts.....	13..... Kyle Guy at Virginia Tech (2/18/19)
3-PT FG %.....	1.000 (4-4)..... DeAndre Hunter vs. Coppin St. (11/16/18)
FT Made.....	9..... DeAndre Hunter vs. William & Mary (12/22/18)
FT Attempts.....	10..... DeAndre Hunter vs. William & Mary (12/22/18)
FT %.....	1.000 (7-7)..... Hunter & Clark vs. VCU (12/9/18)
Rebounds.....	10..... 3x, last DeAndre Hunter vs. Notre Dame (1/22/19)
Assists.....	14..... Ty Jerome at Syracuse (3/4/19)
Steals.....	5..... Ty Jerome vs. Morgan St. (12/3/18)
Blocked Shots.....	5..... Mamadi Diakite vs. Auburn (4/6/19)
Turnovers.....	6..... Kihei Clark vs. Miami (2/2/19)
Fouls.....	5..... 4x, last Hunter vs. Oklahoma (3/24/19)

OPPONENT HIGHS FOR 2018-19

Team	
Points.....	81..... Duke (2/29/19)
FG Made.....	27..... at Maryland (11/28/18)
FG Attempts.....	65..... at North Carolina (2/11/19)
FG %.....	.578 (26-45)..... Duke (2/9/19)
3-PT FG Made.....	14..... Purdue (3/30/19)
3-PT FG Attempts.....	33..... at Louisville (2/23/19)
3-PT FG %.....	.619 (13-21)..... Duke (2/9/19)
FT Made.....	18..... 2x, last at Duke (1/19/19)
FT Attempts.....	31..... at Duke (1/19/19)
FT %.....	1.000 (8-8)..... Notre Dame (2/16/19)
Rebounds.....	38..... at North Carolina (2/11/19)
Assists.....	18..... Duke (2/9/19)
Steals.....	12..... Duke (2/9/19)
Blocked Shots.....	6..... Florida State (1/5/19)
Turnovers.....	16..... 4x, last Gardner-Webb (3/22/18)
Fouls.....	21..... 4x, last VCU (12/9/18)
Points in Paint.....	46..... at Duke (1/19/19)
Points off Turnovers.....	17..... 2x, last vs. Duke (2/9/19)
Second Chance Points.....	18..... at Virginia Tech (2/18/19)
Fast Break Points.....	17..... vs. Duke (2/9/19)
Bench Points.....	30..... vs. Morgan State (12/3/18)

Individual	
Points.....	42..... Carsen Edwards, Purdue (3/30/19)
FG Made.....	14..... Carsen Edwards, Purdue (3/30/19)
FG Attempts.....	25..... Carsen Edwards, Purdue (3/30/19)
FG %.....	.857 (6-7)..... Obi Toppin vs. Dayton (11/22/18)
3-PT FG Made.....	10..... Carsen Edwards, Purdue (3/30/19)
3-PT FG Attempts.....	19..... Carsen Edwards, Purdue (3/30/19)
3-PT FG %.....	1.000 (2-2)..... Dane Goodwin at Notre Dame (1/26/19)
FT Made.....	8..... Marquise Reed at Clemson (1/12/19)
FT Attempts.....	14..... Zion Williamson at Duke (1/19/19)
FT %.....	1.000 (4-4)..... 8 players
Rebounds.....	15..... 2x, last John Mooney vs. Notre Dame (2/16/19)
Assists.....	7..... 2x, last Tre Jones vs. Duke (2/9/19)
Steals.....	5..... PJ Savoy vs. Florida State (1/5/19)
Blocked Shots.....	4..... Ethan Happ vs. Wisconsin (11/23/18)
Turnovers.....	6..... Ethan Happ vs. Wisconsin (11/23/18)
Fouls.....	5..... 5 players

VIRGINIA LOWS FOR 2018-19

Team	
Points.....	53..... Wisconsin (11/23/18)
FG Made.....	13..... VCU (12/9/18)
FG Attempts.....	41..... Pittsburgh (3/52/19)
FG %.....	.295 (13-44)..... VCU (12/9/19)
3-PT FG Made.....	2..... at Louisville (2/23/19)
3-PT FG Attempts.....	10..... at NC State (1/29/19)
3-PT FG %.....	.118 (2-17)..... at Louisville (2/23/19)
FT Made.....	4..... at Notre Dame (1/26/19)
FT Attempts.....	5..... 2x, last vs. Oregon (3/28/19)
FT %.....	.500 (6-12)..... vs. Auburn (4/6/19)
Rebounds.....	23..... at Maryland (11/28/18)
Assists.....	8..... 2x, last at Duke (1/19/19)
Steals.....	2..... 3x, last at Louisville (2/23/19)
Blocked Shots.....	0..... Dayton (11/22/18)
Turnovers.....	2..... 2x, last at Notre Dame (2/16/19)
Fouls.....	6..... Notre Dame (2/16/19)
Points in Paint.....	10..... vs. VCU (12/9/18)
Points off Turnovers.....	4..... vs. Auburn (4/6/19)
Second Chance Points.....	2..... 3x, last Pittsburgh (3/52/19)
Fast Break Points.....	0..... 9x, last vs. Oregon (3/28/19)
Bench Points.....	0..... vs. Oregon (3/28/19)

OPPONENT LOWS FOR 2018-19

Team	
Points.....	40..... 2x, last William and Mary (12/22/18)
FG Made.....	13..... Towson (11/6/18)
FG Attempts.....	41..... Towson (11/6/18)
FG %.....	.259 (14-54)..... 2x, last at Clemson (1/12/19)
3-PT FG Made.....	2..... 3x, last at Duke (1/19/19)
3-PT FG Attempts.....	11..... Wisconsin (11/23/18)
3-PT FG %.....	.100 (2-20)..... William and Mary (12/22/18)
FT Made.....	0..... Coppin State (11/16/18)
FT Attempts.....	0..... Coppin State (11/16/18)
FT %.....	.000 (0-0)..... Coppin State (11/16/18)
Rebounds.....	19..... Virginia Tech (1/15/19)
Assists.....	1..... Towson (11/6/18)
Steals.....	0..... 2x, last at Maryland (11/28/18)
Blocked Shots.....	0..... 3x, last at Boston College (1/9/19)
Turnovers.....	5..... at Louisville (2/23/19)
Fouls.....	8..... at Notre Dame (1/26/19)
Points in Paint.....	4..... at Louisville (2/23/19)
Points off Turnovers.....	2..... at Clemson (1/12/19)
Second Chance Points.....	0..... vs. Coppin State (11/16/18)
Fast Break Points.....	0..... 3x, last at Notre Dame (1/26/19)
Bench Points.....	0..... at Duke (1/19/19)

COACHING RECORDS



2019-20 UVA MEN'S BASKETBALL

Year	Record	Home	Away	Neutral	Conference	Finish	Postseason	Head Coach	Captains
1905-06	8-2	6-0	2-1	0-1				Henry Lannigan	Jefferson C. Grinnalds
1906-07	5-3	3-0	2-3	0-0				Henry Lannigan	William L. Glen
1907-08	5-5	3-2	2-3	0-0				Henry Lannigan	William L. Glen
1908-09	6-3	3-2	1-1	2-0				Henry Lannigan	Percy R. Ashby
1909-10	12-4	8-0	3-3	1-1				Henry Lannigan	James H. May
1910-11	10-5	5-2	5-3	1-0				Henry Lannigan	Byron R. Cecil
1911-12	7-4	5-1	2-3	0-0				Henry Lannigan	Edwards W. Kerns
1912-13	11-4	9-0	1-3	1-1				Henry Lannigan	Charles J. Churchman
1913-14	12-1-1	7-0	2-1	3-0-1				Henry Lannigan	John L. Campbell
1914-15	17-0	11-0	2-0	4-0				Henry Lannigan	Wellington E. Stickley
1915-16	11-2	7-1	2-1	2-0				Henry Lannigan	C. William Strickling
1916-17	7-5	7-2	0-2	0-1				Henry Lannigan	Andrew C. Dittrich
1917-18	7-1	5-1	1-0	1-0				Henry Lannigan	William W. Rixey
1918-19	11-4	8-3	2-1	1-0				Henry Lannigan	Otto D. Jennings
1919-20	10-3	6-1	2-1	2-1				Henry Lannigan	William B. Pettway
1920-21	13-5	11-1	2-3	0-1				Henry Lannigan	Robert V. Hatcher
1921-22	17-1	12-0	4-1	1-0	5-0 SoCon	--	--	Henry Lannigan	Landon F. Hankins
1922-23	12-5	11-1	0-3	1-1	1-3 SoCon	--	--	Henry Lannigan	William A. Brown
1923-24	12-3	7-2	2-1	3-0	3-2 SoCon	--	--	Henry Lannigan	Paul K. Walp
1924-25	14-3	10-1	2-1	2-1	4-2 SoCon	--	--	Henry Lannigan	Clifton M. Miller, Jr.
1925-26	9-6	6-2	2-3	1-1	4-4 SoCon	--	--	Henry Lannigan	Howard A. Holland
1926-27	9-10	6-6	3-3	0-1	5-7 SoCon	--	--	Henry Lannigan	Robert G. Cabell III
1927-28	20-6	13-3	6-2	1-1	10-5 SoCon	--	--	Henry Lannigan	Frank D. Mead
1928-29	9-10	6-6	3-4	0-0	5-7 SoCon	--	--	Henry Lannigan	Robert S. Millen
24 Years	254-95-1 (.728)	175-37 (.825)	53-47 (.530)	27-11-1 (.705)	37-30 (.552)			Henry Lannigan	
1929-30	3-12	3-7	0-5	0-0	2-8 SoCon	--	--	Roy Randall	J. Hartwell Harrison
1 Year	3-12 (.200)	3-7 (.429)	0-5 (.000)	0-0 (.000)	2-8 (.200)			Roy Randall	
1930-31	11-9	9-4	2-4	0-1	5-6 SoCon	--	--	Gus Tebell	Robert Manley
1931-32	13-8	9-5	3-2	1-1	6-3 SoCon	--	--	Gus Tebell	Lemuel E. Mayo, Jr.
1932-33	12-6	10-1	0-4	2-1	5-3 SoCon	--	--	Gus Tebell	Sidney L. Young
1933-34	7-11	7-3	0-6	0-2	1-9 SoCon	--	--	Gus Tebell	Henry J. Sturm, Jr.
1934-35	13-9	10-2	3-5	0-2	7-5 SoCon	--	--	Gus Tebell	Joseph D. Marret
1935-36	11-13	8-5	2-7	1-1	4-8 SoCon	--	--	Gus Tebell	Raymond O. Smith
1936-37	9-10	5-3	3-6	1-1	6-7 SoCon	--	--	Gus Tebell	Evan J. Male
1937-38	6-10	5-5	1-5	0-0	--	--	--	Gus Tebell	James E. Edmunds
1938-39	15-5	10-0	3-5	2-0	--	--	--	Gus Tebell	E. Leory Strickler
1939-40	16-5	8-1	6-3	2-1	--	--	--	Gus Tebell	Walter C. Smith
1940-41	18-6	10-0	7-5	1-1	--	--	NIT 1st Round	Gus Tebell	William B. Harman, William McCann
1941-42	7-10	4-5	3-4	0-1	--	--	--	Gus Tebell	Albert H. Loman, William R. Preston
1942-43	8-13	5-5	2-7	1-1	--	--	--	Gus Tebell	Richard W. Wiltshire
1943-44	11-8	6-4	5-4	0-0	--	--	--	Gus Tebell	William V. Pickett, Jr.
1944-45	13-4	9-1	4-1	0-2	--	--	--	Gus Tebell	Donald M. Cleary
1945-46	12-5	9-3	3-1	0-1	--	--	--	Gus Tebell	Ward H. Speer
1946-47	10-11	7-2	3-8	0-1	--	--	--	Gus Tebell	C. Lester Blankin, Jr.
1947-48	16-10	10-2	6-8	0-0	--	--	--	Gus Tebell	Charles W. Noe
1948-49	13-10	9-2	4-7	0-1	--	--	--	Gus Tebell	William M. Pandak
1949-50	12-13	7-5	4-8	1-1	--	--	--	Gus Tebell	Joesph A. Noertker
1950-51	8-14	6-4	2-9	0-1	--	--	--	Gus Tebell	Frank H. Allen, Jr.
21 Years	241-190 (.559)	163-62 (.724)	66-109 (.377)	12-20 (.375)	34-41 (.453)		1 NIT	Gus Tebell	
1951-52	11-13	8-3	3-9	0-1	--	--	--	Evan "Bus" Male	Victor C. Mohl
1952-53	10-13	4-5	5-8	1-0	--	--	--	Evan "Bus" Male	John E. Dohner
1953-54	16-11	11-3	4-6	1-2	1-4	7th	--	Evan "Bus" Male	David Cooke
1954-55	14-15	5-5	6-7	3-3	5-9	6th	--	Evan "Bus" Male	Buzzy Wilkinson
1955-56	10-17	7-4	1-11	2-2	3-11	T-6th	--	Evan "Bus" Male	Bob McCarty
1956-57	6-19	4-5	1-11	1-3	3-11	T-7th	--	Evan "Bus" Male	Bill Miller
6 Years	67-88 (.432)	39-25 (.609)	20-52 (.278)	8-11 (.421)	12-35 (.255)			Evan "Bus" Male	
1957-58	10-13	6-3	3-7	1-3	6-8	5th	--	Billy McCann	John Siewers, Michael O'Bryan
1958-59	11-14	7-2	2-11	2-1	6-8	5th	--	Billy McCann	William Metzger, John Siewers
1959-60	6-18	5-6	1-9	0-3	1-13	8th	--	Billy McCann	Paul Adkins
1960-61	3-23	1-10	1-8	1-5	2-12	T-7th	--	Billy McCann	Walter Densmore, Tony Laquintano
1961-62	5-18	3-7	2-9	0-2	2-12	8th	--	Billy McCann	Tony Laquintano, Ronald Miller
1962-63	5-20	1-8	4-10	0-2	3-11	8th	--	Billy McCann	Gene Engel
6 Years	40-106 (.274)	23-36 (.390)	13-54 (.194)	4-16 (.200)	20-64 (.238)			Billy McCann	
1963-64	8-16	5-5	1-9	2-2	4-10	T-7th	--	Bill Gibson	Chip Conner
1964-65	7-18	5-4	1-12	1-2	3-11	7th	--	Bill Gibson	Mac Caldwell
1965-66	7-15	6-6	1-8	0-1	4-10	T-6th	--	Bill Gibson	James Connelly, Foster Sanders
1966-67	9-17	2-8	6-8	1-1	4-10	7th	--	Bill Gibson	James Connelly, Mike Katos
1967-68	9-16	7-5	2-8	0-3	5-9	5th	--	Bill Gibson	Mike Katos
1968-69	10-15	4-4	4-6	2-5	5-9	6th	--	Bill Gibson	Norm Carmichael, Chip Case
1969-70	10-15	6-3	1-9	3-3	3-11	7th	--	Bill Gibson	Chip Case
1970-71	15-11	9-1	2-8	4-2	6-8	5th	--	Bill Gibson	Bill Gerry
1971-72	21-7	9-2	7-3	5-2	8-4	T-2nd	NIT 1st Round	Bill Gibson	Frank DeWitt, Scott McCandlish



COACHING RECORDS

Year	Record	Home	Away	Neutral	Conference	Finish	Postseason	Head Coach	Captains
1972-73	13-12	7-4	4-7	2-1	4-8	T-4th	--	Bill Gibson	Jim Hobgood, Barry Parkhill
1973-74	11-16	6-5	3-10	2-1	4-8	4th	--	Bill Gibson	Bob McKeag, Steve Morris
11 Years	120-158 (.432)	66-47 (.584)	32-88 (.267)	22-23 (.489)	50-98 (.338)		1 NIT	Bill Gibson	
1974-75	12-13	9-4	1-8	2-1	4-8	5th	--	Terry Holland	Anthony Boninti, Dan Bonner
1975-76	18-12	8-3	5-6	5-3	4-8	6th*	NCAA 1st Round (32)	Terry Holland	Wally Walker
1976-77	12-17	5-7	3-7	4-3	2-10	T-6th	--	Terry Holland	Billy Langloh
1977-78	20-8	10-3	5-4	5-1	6-6	T-4th	NIT 1st Round	Terry Holland	Marc Iavaroni
1978-79	19-10	12-3	4-4	3-3	7-5	3rd	NIT Semifinal	Terry Holland	Bobby Stokes
1979-80	24-10	14-1	4-7	6-2	7-7	T-5th	NIT Champion	Terry Holland	Garland Jefferson, Mike Owens
1980-81	29-4	13-0	10-1	6-3	13-1	1st	NCAA Final Four	Terry Holland	Jeff Lamp, Lee Raker
1981-82	30-4	12-0	10-2	8-2	12-2	T-1st	NCAA Sweet 16	Terry Holland	Jeff Jones
1982-83	29-5	11-1	8-2	10-2	12-2	T-1st	NCAA Elite Eight	Terry Holland	Ralph Sampson
1983-84	21-12	10-3	5-6	6-3	6-8	T-5th	NCAA Final Four	Terry Holland	Rick Carlisle, Kenton Edelin, Ricky Stokes, Othell Wilson
1984-85	17-16	11-4	3-9	3-3	3-11	8th	NIT Quarterfinal	Terry Holland	Kenny Johnson, Dan Merrifield, Jim Miller, Tim Mullen
1985-86	19-11	11-2	3-5	5-4	7-7	T-4th	NCAA 1st Round (64)	Terry Holland	Olden Polynice, Tom Sheehy
1986-87	21-10	11-4	7-3	3-3	8-6	4th	NCAA 1st Round (64)	Terry Holland	Andrew Kennedy, Tom Sheehy
1987-88	13-18	9-4	3-9	1-5	5-9	6th	--	Terry Holland	John Johnson
1988-89	22-11	14-2	3-5	5-4	9-5	T-2nd	NCAA Elite Eight	Terry Holland	Brent Bair, Richard Morgan
1989-90	20-12	9-4	4-6	7-2	6-8	T-5th	NCAA 2nd Round (32)	Terry Holland	John Crotty, Jeff Daniel
16 Years	326-173 (.653)	169-45 (.790)	78-84 (.481)	79-44 (.642)	111-103 (.519)		9 NCAA, 4 NIT	Terry Holland	
1990-91	21-12	10-4	6-5	5-3	6-8	T-5th	NCAA 1st Round (64)	Jeff Jones	Matt Blundin, John Crotty, Dirk Katstra, Kenny Turner
1991-92	20-13	10-3	4-8	6-2	8-8	T-4th	NIT Champion	Jeff Jones	Anthony Oliver, Bryant Stith
1992-93	21-10	12-3	6-4	3-3	9-7	5th	NCAA Sweet 16	Jeff Jones	Ted Jeffries, Doug Smith
1993-94	18-13	11-3	3-8	4-2	8-8	T-4th	NCAA 2nd Round (32)	Jeff Jones	Chris Havlicek, Cornel Parker
1994-95	25-9	14-3	6-4	5-2	12-4	T-1st	NCAA Elite Eight	Jeff Jones	Chris Alexander, Cory Alexander, Junior Burrough, J. Williford
1995-96	12-15	9-5	3-7	0-3	6-10	7th	--	Jeff Jones	Chris Alexander
1996-97	18-13	11-3	4-7	3-3	7-9	6th	NCAA 1st Round (64)	Jeff Jones	Jamal Robinson
1997-98	11-19	6-7	1-9	4-3	3-13	9th	--	Jeff Jones	Mike Curtis, Pete McLaughlin, Norman Nolan, Curtis Staples
8 Years	146-104 (.584)	83-31 (.728)	33-52 (.388)	30-21 (.588)	59-67 (.468)		5 NCAA, 1 NIT	Jeff Jones	
1998-99	14-16	9-6	2-7	3-3	4-12	9th	--	Pete Gillen	Willie Dersch, Colin Ducharme, Donald Hand
1999-00	19-12	11-3	5-7	3-2	9-7	T-3rd	NIT 1st Round	Pete Gillen	Willie Dersch, Donald Hand
2000-01	20-9	14-1	5-6	1-2	9-7	4th	NCAA 1st Round (64)	Pete Gillen	Keith Friel, Donald Hand, Chris Williams
2001-02	17-12	13-4	3-7	1-1	7-9	T-5th	NIT 1st Round	Pete Gillen	Adam Hall, Roger Mason Jr, Chris Williams
2002-03	16-16	12-3	2-11	2-2	6-10	T-6th	NIT 2nd Round	Pete Gillen	Majestic Mapp, Jason Rogers, Travis Watson
2003-04	18-13	14-4	3-8	1-1	6-10	T-7th	NIT 2nd Round	Pete Gillen	Todd Bilet, Majestic Mapp, Devin Smith
2004-05	14-15	10-5	2-9	2-1	4-12	T-10th	--	Pete Gillen	Elton Brown, Jason Clark, Devin Smith
7 Years	118-93 (.559)	83-26 (.761)	22-55 (.286)	13-12 (.520)	45-67 (.402)		1 NCAA, 4 NIT	Pete Gillen	
2005-06	15-15	11-3	2-11	2-1	7-9	T-7th	NIT 1st Round	Dave Leitao	J.R. Reynolds, Sean Singletary
2006-07	21-11	16-1	3-6	2-4	11-5	T-1st	NCAA 2nd Round (32)	Dave Leitao	J.R. Reynolds, Sean Singletary
2007-08	17-16	13-7	4-7	0-2	5-11	10th	CBI Semifinal	Dave Leitao	Sean Singletary, Adrian Joseph
2008-09	10-18	9-8	1-9	0-1	4-12	11th	--	Dave Leitao	Mamadi Diane, Tunji Soroye, Calvin Baker
4 Years	63-60 (.512)	49-19 (.721)	10-33 (.233)	4-8 (.333)	27-37 (.422)		1 NCAA, 1 NIT, 1 CBI	Dave Leitao	
2009-10	15-16	11-6	2-8	2-2	5-11	T-9th	--	Tony Bennett	Calvin Baker, Jerome Meyinsse, Solomon Tat
2010-11	16-15	11-6	4-6	1-3	7-9	T-7th	--	Tony Bennett	Mustapha Farrakhan, Mike Scott, Will Sherrill
2011-12	22-10	13-3	7-4	2-3	9-7	T-4th	NCAA 2nd Round (64)	Tony Bennett	Mike Scott, Assane Sene, Sammy Zeglinski
2012-13	23-12	20-2	3-8	0-2	11-7	T-4th	NIT Quarterfinals	Tony Bennett	Jontel Evans, Joe Harris
2013-14	30-7	15-2	7-4	8-1	16-2	1st	NCAA Sweet 16	Tony Bennett	Joe Harris, Akil Mitchell
2014-15	30-4	15-1	11-1	4-2	16-2	1st	NCAA 3rd Round (32)	Tony Bennett	Malcolm Brogdon, Anthony Gill, Darion Atkins
2015-16	29-8	15-0	5-6	9-2	13-5	T-2nd	NCAA Elite Eight	Tony Bennett	Malcolm Brogdon, Anthony Gill
2016-17	23-11	12-4	7-5	4-2	11-7	T-5th	NCAA 2nd Round (32)	Tony Bennett	London Perrantes
2017-18	31-3	16-1	10-1	5-1	17-1	1st	NCAA 1st Round (64)	Tony Bennett	Isaiah Wilkins, Devon Hall, Jack Salt
2018-19	35-3	15-1	10-1	10-1	16-2	T-1st	NCAA Champions	Tony Bennett	Ty Jerome, Jack Salt
10 Years	254-89 (.741)	143-26 (.899)	66-44 (.600)	45-19 (.703)	121-53 (.695)		7 NCAA, 1 NIT	Tony Bennett	

FULL-TIME ASSISTANT COACHES (SINCE 1970)

Name	Years
Mack Calvin	1987
Bill Cofield	1975-76
Chip Conner	1969-74
Bill Courtney	2007-09
Gene Cross	2006
Dick Dibiaso	1969-70
Drew Diener	2008-09
Brian Ellerbe	1991-94
John Fitzpatrick	2005
Walt Fuller	1999-05
Bobby Gonzalez	1999
Pete Herrmann	1995-98

Name	Years
Tom Herriion	1999-02
Rod Jensen	2003-04
Jeff Jones	1986-90
Rob Lanier	2006-07
Jim Larranaga	1980-86
Craig Littlepage	1977-82, 1990
Ritchie McKay	2009-15
Dave Odom	1983-89
Tom Perrin	1987-97
Ron Sanchez	2009-2018
Mike Schuler	1973-77
Steve Seymour	2006-09

Name	Years
Richard Schmidt	1978-79
Scott Shepherd	2000-02, 2004
Alexis Sherard	2003, 2005
Brad Soderberg	2015-pres.
Anthony Solomon	1995-98
Ricky Stokes	1998
Terry Truax	1972
Orlando Vandross	2018-pres.
Jason Williford	2009-pres.
Dennis Wolff	1991-94

SCORING RECORDS



1,000 POINT SCORERS

No.	Name	Career Points
1.	Bryant Stith (1989-92)	2,516
2.	Jeff Lamp (1978-81)	2,317
3.	Buzzy Wilkinson (1953-55)	2,233
4.	Ralph Sampson (1980-83)	2,228
5.	Sean Singletary (2005-08)	2,079
6.	Junior Burrough (1992-95)	1,970
7.	Wally Walker (1973-76)	1,849
8.	Chris Williams (1999-02)	1,812
9.	Malcolm Brogdon (2012-16)	1,809
10.	Harold Deane (1994-97)	1,763
11.	Curtis Staples (1995-98)	1,757
12.	Joe Harris (2011-14)	1,698
13.	J.R. Reynolds (2004-07)	1,683
14.	John Crotty (1988-91)	1,646
15.	Bob McCarty (1954-56)	1,625
16.	Travis Watson (2000-03)	1,546
17.	Richard Morgan (1986-89)	1,540
18.	Mike Scott (2008-12)	1,538
19.	Donald Hand (1998-01)	1,486
20.	Othell Wilson (1981-84)	1,469
21.	Barry Parkhill (1971-73)	1,437
22.	Jim Connelly (1965-67)	1,426
23.	Lee Raker (1978-81)	1,423
24.	Mel Kennedy (1985-88)	1,415
25.	Elton Brown (2002-05)	1,356
26.	Kyle Guy (2017-19)	1,323
27.	Norman Nolan (1995-98)	1,321
28.	Cory Alexander (1992-95)	1,286
29.	Tony Laquintano (1960-62)	1,263
30.	Marc Iavaroni (1975-78)	1,244
31.	Tom Sheehey (1984-87)	1,241
32.	Billy Langloh (1974-77)	1,240
33.	Roger Mason, Jr. (2000-02)	1,231
34.	London Perrantes (2014-17)	1,225
35.	Anthony Gill (2014-16)	1,222
36.	Kenny Turner (1988-91)	1,220
37.	Jim Miller (1982-85)	1,218
38.	Mike Katos (1966-68)	1,178
39.	Joe Noertker (1947-50)	1,177
40.	Chip Conner (1962-64)	1,157
41.	Olden Polynice (1984-86)	1,151
42.	Paul Adkins (1958-60)	1,150
43.	Devin Smith (2003-05)	1,131
44.	Adam Hall (1999-02)	1,104
45.	Gene Engel (1961-63)	1,071
46.	Scott McCandlish (1970-72)	1,026
47.	Mamadi Diane (2006-09)	1,022
48.	Mac Caldwell (1963-65)	1,013
49.	Ty Jerome (2017-19)	1,011

CAREER SCORING AFTER...

JUNIOR SEASON

1.	Bryant Stith (1989-91)	1,832
2.	Jeff Lamp (1978-80)	1,717
3.	Ralph Sampson (1980-82)	1,599

SOPHOMORE SEASON

1.	Bryant Stith (1989-90)	1,179
2.	Jeff Lamp (1978-79)	1,126
3.	Ralph Sampson (1980-81)	1,093

FRESHMAN SEASON

1.	Bryant Stith (1989)	513
2.	Ralph Sampson (1980)	508
3.	Chris Williams (1999)	505

CAREER AVERAGE LEADERS

No.	Name	Points (Gms)	Avg.
1.	Buzzy Wilkinson (1953-55)	2,233 (78)	28.6
2.	Bob McCarty (1954-56)	1,625 (83)	19.6
3.	Jim Connelly (1965-67)	1,426 (73)	19.5
4.	Bryant Stith (1989-92)	2,516 (131)	19.2
5.	Jeff Lamp (1978-81)	2,317 (123)	18.8
6.	Barry Parkhill (1971-73)	1,437 (79)	18.2
7.	Gus Gerard (1973-74)	931 (52)	17.9
8.	Wally Walker (1973-76)	1,849 (104)	17.8
9.	Tony Laquintano (1960-62)	1,263 (73)	17.3
10.	Chip Conner (1962-64)	1,157 (68)	17.0

SEASON SCORING LEADERS

No.	Name	Points
1.	Buzzy Wilkinson (1954-55)	898
2.	Buzzy Wilkinson (1953-54)	814
3.	Bryant Stith (1991-92)	684
4.	Malcolm Brogdon (2015-16)	675
5.	Richard Morgan (1988-89)	673
6.	Bryant Stith (1989-90)	666
7.	Wally Walker (1975-76)	664
8.	Bryant Stith (1990-91)	653
	Sean Singletary (2007-08)	653
10.	Jeff Lamp (1978-79)	641

Class Records

Sr.	Buzzy Wilkinson (1954-55)	898
Jr.	Buzzy Wilkinson (1953-54)	814
So.	Bryant Stith (1989-90)	666
Fr.	Bryant Stith (1988-89)	513

SEASON AVERAGE LEADERS

No.	Name	Points (Gms)	Avg.
1.	Buzzy Wilkinson (1954-55)	898 (28)	32.1
2.	Buzzy Wilkinson (1953-54)	814 (27)	30.1
3.	Bob McCarty (1955-56)	625 (27)	23.1
4.	Jeff Lamp (1978-79)	641 (28)	22.9
5.	Buzzy Wilkinson (1952-53)	521 (23)	22.7
6.	Wally Walker (1975-76)	664 (30)	22.1
7.	Barry Parkhill (1971-72)	605 (28)	21.6
8.	Norman Nolan (1997-98)	630 (30)	21.0
9.	Gus Gerard (1973-74)	562 (27)	20.8
	Bryant Stith (1989-90)	666 (32)	20.8

Class Records

Sr.	Buzzy Wilkinson (1954-55)	898 (28)	32.1
Jr.	Buzzy Wilkinson (1953-54)	814 (27)	30.1
So.	Jeff Lamp (1978-79)	641 (28)	22.9
Fr.	Jeff Lamp (1977-78)	485 (28)	17.3

SINGLE GAME SCORING

No.	Name	Points
1.	Barry Parkhill vs. Baldwin-Wallace (12-11-71)	51
2.	Buzzy Wilkinson vs. Hampden-Sydney (12-1-54)	48
3.	Buzzy Wilkinson vs. North Carolina (2-8-54)	45
	Buzzy Wilkinson vs. Georgetown (2-13-54)	45
	Buzzy Wilkinson vs. Roanoke (2-25-54)	45
	Buzzy Wilkinson vs. Clemson (2-14-55)	45
7.	Buzzy Wilkinson vs. Washington & Lee (12-31-54)	43
	Buzzy Wilkinson vs. VMI (1-8-55)	43
9.	Buzzy Wilkinson vs. Hampden-Sydney (12-2-53)	42
	Buzzy Wilkinson vs. Duke (3-4-54)	42
	Bob McCarty vs. Clemson (2-12-56)	42
	Jim Connelly vs. William & Mary (12-1-65)	42
13.	Tony Laquintano vs. West Virginia (12-17-60)	41
	Donald Hand vs. N.C. State (2-14-99)	41
	Sean Singletary vs. Miami (3-1-08)	41
16.	Buzzy Wilkinson vs. Washington & Lee (3-1-55)	40
	Ralph Sampson vs. Ohio State (1-25-81)	40
	Devin Smith vs. Iowa State (12-6-04)	40
	J.R. Reynolds vs. Wake Forest (1-21-07)	40

Class Records

Sr.	Buzzy Wilkinson vs. Hampden-Sydney (12-1-54)	48
Jr.	Barry Parkhill vs. Baldwin-Wallace (12-11-71)	51
So.	Donald Hand vs. NC State (2-14-99)	41
Fr.	Chris Williams vs. Liberty (12-8-98)	34

40-POINT GAMES

No.	Name	Career 40-pt Games
1.	Buzzy Wilkinson (1953-55)	10
2.	Nine Tied	1

Season Record: Buzzy Wilkinson 5 (twice)

30-POINT GAMES

No.	Name	Career 30-pt Games
1.	Buzzy Wilkinson (1953-55)	36
2.	Ralph Sampson (1980-83)	10
3.	Bryant Stith (1989-92)	9
4.	Wally Walker (1973-76)	7
5.	Jeff Lamp (1978-81)	6
	Tony Laquintano (1960-62)	6
7.	Jim Connelly (1965-67)	5
	Gus Gerard (1973-74)	5
	Richard Morgan (1986-89)	5
	Joe Noertker (1948-50)	5
	Barry Parkhill (1971-73)	5
	Sean Singletary (2005-08)	5

Other 30-Point Scorers:

(4): Norman Nolan
(3): Bob McCarty, Bill Pettway, J.R. Reynolds
(2): Junior Burrough, Mike Katos, Mel Kennedy, Roger Mason, Jr., Vic Mohl, Jerry Sanders, Mike Scott, Devin Smith, Curtis Staples
(1): Paul Adkins, Cory Alexander, Courtney Alexander, Mac Caldwell, Chip Case, Chip Conner, John Crotty, Harold Deane, Gene Engel, Mustapha Farrakhan, Kyle Guy, Donald Hand, Joe Harris, John Hasbrouck, Ty Jerome, Andrew Kennedy, Sylvan Landesberg, Bill Nickels, Mike Wilkes, Chris Williams

Season Record: 19 by Buzzy Wilkinson (1955)



TOP 20 SCORERS

1. BRYANT STITH (1989-92) Freeman, Va.

Year	GP-GS	MPG	FG-FGA	FG%	3FG-3FGA	3FG%	FT-FTA	FT%	REB/Avg	AST	BLK	STL	PTS/Avg
1988-89	33-32	28.5	181-330	.548	1-1	1.000	150-195	.769	216-6.5	50	5	45	513-15.5
1989-90	32-31	35.2	217-451	.481	40-102	.392	192-247	.777	221-6.9	53	9	41	666-20.8
1990-91	33-32	33.9	228-484	.471	38-125	.304	159-201	.791	203-6.2	41	19	51	653-19.8
1991-92	33-33	36.4	230-509	.452	35-95	.368	189-232	.815	219-6.6	72	13	40	684-20.7
CAREER	131-128	33.5	856-1774	.483	114-323	.353	690-875	.789	859-6.6	216	46	177	2516-19.2

2. JEFF LAMP (1978-81) Louisville, Ky.

Year	GP-GS	MPG	FG-FGA	FG%	3FG-3FGA	3FG%	FT-FTA	FT%	REB/Avg	AST	BLK	STL	PTS/Avg
1977-78	28-27	33.2	156-382	.408	--	--	173-205	.844	124-4.4	56	2	18	485-17.3
1978-79	28-28	34.5	230-477	.482	--	--	181-214	.846	121-4.3	55	3	33	641-22.9
1979-80	34-34	35.3	232-445	.521	--	--	127-151	.841	133-3.9	72	3	34	591-17.4
1980-81	33-33	34.4	233-406	.549	--	--	154-178	.865	137-4.2	67	4	24	600-18.2
CAREER	123-122	34.4	841-1710	.492	--	--	635-748	.849	515-4.2	250	12	109	2317-18.8

3. BUZZY WILKINSON (1953-55) Pineville, W.Va.

Year	GP-GS	MPG	FG-FGA	FG%	3FG-3FGA	3FG%	FT-FTA	FT%	REB/Avg	AST	BLK	STL	PTS/Avg
1952-53	23	--	188-n/a	--	--	--	145-197	.736	--	-	-	-	521-22.7
1953-54	27	--	288-767	.375	--	--	238-306	.778	174-6.4	-	-	-	814-30.1
1954-55	28	--	308-740	.416	--	--	282-366	.770	178-6.4	-	-	-	898-32.1
CAREER	78	--	784-1508	--	--	--	665-869	.765	352-6.4	-	-	-	2233-28.6

4. RALPH SAMPSON (1980-83) Harrisonburg, Va.

Year	GP-GS	MPG	FG-FGA	FG%	3FG-3FGA	3FG%	FT-FTA	FT%	REB/Avg	AST	BLK	STL	PTS/Avg
1979-80	34-33	29.9	221-404	.547	--	--	66-94	.702	381-11.2	36	157	28	508-14.9
1980-81	33-31	32.0	230-413	.557	--	--	125-198	.631	378-11.5	49	103	28	585-17.7
1981-82	32-31	31.3	198-353	.561	--	--	110-179	.615	366-11.4	38	99	18	506-15.8
1982-83	33-33	30.2	250-414	.604	3-5	.600	126-179	.704	386-11.7	34	103	21	629-19.1
CAREER	132-128	30.8	899-1584	.568	3-5	.600	427-650	.657	1511-11.4	157	462	95	2228-16.9

5. SEAN SINGLETARY (2005-08) Philadelphia, Pa.

Year	GP-GS	MPG	FG-FGA	FG%	3FG-3FGA	3FG%	FT-FTA	FT%	REB/Avg	AST	BLK	STL	PTS/Avg
2004-05	29-29	29.9	101-262	.385	34-106	.321	69-89	.775	88-3.0	113	2	48	305-10.5
2005-06	29-29	33.9	168-420	.400	51-147	.347	125-148	.845	128-4.4	121	3	54	512-17.7
2006-07	32-32	33.2	170-425	.400	79-203	.389	190-218	.872	147-4.6	151	1	38	609-19.0
2007-08	33-33	34.0	203-476	.426	58-1158	.367	189-222	.851	127-3.8	202	1	60	653-19.8
CAREER	123-123	32.8	642-1583	.406	222-614	.362	573-677	.846	490-4.0	587	7	200	2079-16.9

6. JUNIOR BURROUGH (1992-95) Charlotte, N.C.

Year	GP-GS	MPG	FG-FGA	FG%	3FG-3FGA	3FG%	FT-FTA	FT%	REB/Avg	AST	BLK	STL	PTS/Avg
1991-92	33-32	30.2	166-372	.446	0-1	.000	105-151	.695	192-5.8	8	15	18	437-13.2
1992-93	31-31	28.6	178-406	.438	0-4	.000	97-152	.638	224-7.2	20	27	33	453-14.6
1993-94	31-29	31.5	179-442	.405	12-37	.324	95-149	.638	218-7.0	29	28	28	465-15.0
1994-95	34-33	31.7	236-471	.501	1-4	.250	142-200	.710	295-8.7	55	26	32	615-18.1
CAREER	129-125	30.5	759-1691	.449	13-46	.283	429-652	.673	929-7.2	112	96	111	1970-15.3

7. WALLY WALKER (1973-76) Millersville, Pa.

Year	GP-GS	MPG	FG-FGA	FG%	3FG-3FGA	3FG%	FT-FTA	FT%	REB/Avg	AST	BLK	STL	PTS/Avg
1972-73	23	28.8	139-247	.563	--	--	38-48	.792	156-6.8	15	-	-	316-13.7
1973-74	26	31.0	199-404	.493	--	--	58-70	.829	170-6.5	37	-	-	456-17.5
1974-75	25	30.2	179-374	.479	--	--	55-66	.833	136-5.4	30	-	-	413-16.5
1975-76	30	33.9	262-478	.548	--	--	140-186	.753	203-6.8	64	11	18	664-22.1
CAREER	104	31.2	779-1503	.518	--	--	291-370	.786	665-6.4	146	11	18	1849-17.8

8. CHRIS WILLIAMS (1999-02) Birmingham, Ala.

Year	GP-GS	MPG	FG-FGA	FG%	3FG-3FGA	3FG%	FT-FTA	FT%	REB/Avg	AST	BLK	STL	PTS/Avg
1998-99	30-28	33.5	188-367	.512	36-120	.300	93-127	.732	226-7.5	55	41	45	505-16.8
1999-00	31-30	32.2	173-341	.507	34-93	.366	99-142	.697	189-6.1	60	20	51	479-15.5
2000-01	29-25	29.1	147-292	.503	32-81	.395	95-125	.760	193-6.7	59	20	44	421-14.5
2001-02	29-29	32.5	142-274	.518	28-75	.373	95-134	.709	178-6.1	79	16	49	407-14.0
CAREER	119-112	31.9	650-1274	.510	130-369	.352	382-528	.723	786-6.6	253	97	189	1812-15.2

9. MALCOLM BROGDON (2012-16) Atlanta, Ga.

Year	GP-GS	MPG	FG-FGA	FG%	3FG-3FGA	3FG%	FT-FTA	FT%	REB/Avg	AST	BLK	STL	PTS/Avg
2011-12	28-1	22.4	63-159	.396	22-68	.324	40-50	.800	78-2.8	38	3	14	188-6.7
2013-14	37-37	31.4	150-363	.413	44-119	.370	126-144	.875	201-5.4	101	5	44	470-12.7
2014-15	34-34	32.5	158-374	.422	44-128	.344	116-132	.879	134-3.9	81	14	24	476-14.0
2015-16	37-37	34.1	230-503	.457	53-192	.391	140-156	.897	150-4.1	115	9	35	675-18.2
CAREER	136-109	30.6	601-1399	.430	185-507	.365	422-482	.876	563-4.1	335	31	117	1809-13.3

10. HAROLD DEANE (1994-97) Ettrick, Va.

Year	GP-GS	MPG	FG-FGA	FG%	3FG-3FGA	3FG%	FT-FTA	FT%	REB/Avg	AST	BLK	STL	PTS/Avg
1993-94	31-27	33.7	111-302	.368	51-154	.331	108-153	.706	107-3.5	86	14	42	381-12.3
1994-95	34-34	34.4	148-378	.392	69-196	.352	178-224	.795	103-3.0	147	7	46	543-16.0
1995-96	27-25	35.6	122-355	.344	64-186	.344	143-177	.808	120-4.4	99	21	43	451-16.7
1996-97	30-30	36.4	109-287	.380	53-157	.338	117-145	.807	110-3.7	136	19	48	388-12.9
CAREER	122-116	35.0	490-1322	.371	237-693	.342	546-699	.781	440-3.6	468	61	179	1763-14.5

11. CURTIS STAPLES (1995-98) Roanoke, Va.

Year	GP-GS	MPG	FG-FGA	FG%	3FG-3FGA	3FG%	FT-FTA	FT%	REB/Avg	AST	BLK	STL	PTS/Avg
1994-95	34-10	26.4	132-317	.416	103-244	.422	37-49	.755	103-3.0	26	10	28	404-11.9
1995-96	27-27	35.4	126-337	.374	82-249	.329	44-55	.800	98-3.6	56	2	23	378-14.0
1996-97	31-30	33.7	146-337	.433	98-253	.387	42-61	.689	144-4.6	51	5	24	432-13.9
1997-98	30-30	39.1	169-415	.407	130-333	.390	75-98	.765	137-4.6	54	4	22	543-18.1
CAREER	122-97	33.4	573-1406	.408	413-1079	.383	198-263	.753	482-4.0	187	21	97	1757-14.4

12. JOE HARRIS (2011-14) Chelan, Wash.

Year	GP-GS	MPG	FG-FGA	FG%	3FG-3FGA	3FG%	FT-FTA	FT%	REB/Avg	AST	BLK	STL	PTS/Avg
2010-11	31-25	29.4	107-256	.418	65-156	.417	44-58	.759	135-4.4	39	11	27	323-10.4
2011-12	32-31	30.3	121-274	.442	49-129	.380	71-92	.772	124-3.9	55	12	23	362-11.3
2012-13	35-25	32.5	191-408	.468	77-181	.425	111-150	.740	141-4.0	76	17	31	570-16.3
2013-14	37-37	28.8	149-338	.441	72-180	.400	73-114	.640	109-2.9	84	8	35	443-12.0
CAREER	135-128	30.3	568-1276	.445	263-646	.407	299-414	.722	509-3.8	254	48	116	1698-12.6

13. J.R. REYNOLDS (2004-07) Roanoke, Va.

Year	GP-GS	MPG	FG-FGA	FG%	3FG-3FGA	3FG%	FT-FTA	FT%	REB/Avg	AST	BLK	STL	PTS/Avg
2003-04	29-18	24.7	90-204	.441	48-125	.384	46-61	.754	48-1.7	58	3	26	274-9.4
2004-05	29-27	32.3	98-270	.363	51-147	.347	64-78	.821	73-2.5	50	4	23	311-10.7
2005-06	30-30	33.2	161-396	.407	60-170	.353	128-165	.776	94-3.1	92	3	24	510-17.0
2006-07	32-31	32.2	181-422	.429	62-168	.369	164-197	.832	128-4.0	117	3	28	588-18.4
CAREER	120-106	30.7	530-1292	.410	221-610	.362	402-501	.802	343-2.9	317	13	101	1683-14.0

14. JOHN CROTTY (1988-91) Spring Lake, N.J.

Year	GP-GS	MPG	FG-FGA	FG%	3FG-3FGA	3FG%	FT-FTA	FT%	REB/Avg	AST	BLK	STL	PTS/Avg
1987-88	31-12	23.1	59-163	.362	26-75	.347	51-87	.586	70-2.3	92	1	18	195-6.3
1988-89	33-33	34.6	136-309	.440	41-112	.366	113-169	.669	85-2.6	208	6	42	426-12.9
1989-90	32-32	36.8	156-401	.389	66-194	.340	134-191	.702	94-2.9	214	4	34	512-16.0
1990-91	33-33	34.5	176-397	.443	46-136	.338	115-148	.777	78-2.4	169	6	35	513-15.5
CAREER	129-110	32.4	527-1270	.415	179-517	.346	413-595	.694	327-2.5	683	17	129	1646-12.8

15. BOB McCARTY (1954-56) Clarksburg, W.Va.

Year	GP-GS	MPG	FG-FGA	FG%	3FG-3FGA	3FG%	FT-FTA	FT%	REB/Avg	AST
------	-------	-----	--------	-----	----------	------	--------	-----	---------	-----



RALPH SAMPSON (84)

Date	Opponent	Pt	Reb
12-3-79	Randolph-Macon	23	13
12-5-79	Temple	12	13
12-22-79	Army (12 blks)	16	14
12-28-79	VCU	22	10
12-29-79	ODU (10 blks)	15	22
1-12-80	N.C. State	11	11
1-14-80	Virginia Tech	14	21
1-16-80	Pennsylvania	10	20
1-23-80	Duke	23	13
1-27-80	Ohio State	14	10
1-30-80	Maryland	12	14
2-6-80	Duke	20	10
2-13-80	Clemson	32	10
2-16-80	North Carolina	12	11
2-20-80	William & Mary	13	12
2-28-80	Clemson	17	18
3-5-80	Lafayette	19	13
3-10-80	Boston College	10	14
3-13-80	Michigan	26	12
3-17-80	UNLV	26	15
3-19-80	Minnesota	15	15
11-29-80	VCU	19	13
12-12-80	Duke	30	17
12-22-80	Baltimore	24	15
12-30-80	James Madison	11	14
1-3-81	Virginia Tech	19	19
1-7-81	N.C. State	24	13
1-10-81	North Carolina	14	11
1-19-81	Clemson	17	13
1-21-81	Geo. Washington	16	15
1-25-81	Ohio State	40	16
1-28-81	Wake Forest	19	16
1-31-81	Duke	10	13
2-3-81	North Carolina	32	13
2-5-81	Wagner	19	18
2-14-81	Clemson	12	12
2-16-81	Georgia Tech	15	12
2-25-81	Wake Forest	14	11
2-28-81	Maryland	17	11
3-15-81	Villanova	17	12
3-21-81	Brigham Young	22	12
3-30-81	Louisiana State	10	11
12-19-81	Chaminade	14	10
12-21-81	BYU-Hawaii	30	16
12-29-81	Richmond	12	13
12-30-81	James Madison	22	14
1-2-82	James Madison	15	14
1-6-82	Notre Dame	17	14
1-9-82	North Carolina	30	19
1-14-82	Wagner	12	11
1-16-82	Georgia Tech	24	14
1-17-82	Clemson	22	14
1-24-82	Louisville	26	10
1-30-82	Duke	23	11
2-3-82	North Carolina	18	12
2-6-82	Virginia Tech	25	21
2-10-82	N.C. State	11	11
2-24-82	Wake Forest	22	20
3-5-82	Clemson	13	11
3-18-82	UAB	19	21
12-4-82	VMI	10	10
12-8-82	Duke	36	14
12-11-82	Georgetown	23	16
12-18-82	Utah	14	17
12-24-82	Chaminade	12	17
12-30-82	Old Dominion	21	15
1-8-83	Maryland	14	15
1-12-83	N.C. State	33	21
1-15-83	North Carolina	17	12
1-26-83	Geo. Washington	16	16
1-29-83	Louisville	35	12
2-3-83	Wake Forest	30	12
2-5-83	Duke	10	14
2-10-83	North Carolina	15	12
2-14-83	Georgia Tech	14	13
2-20-83	Missouri	21	10
2-23-83	Clemson	29	13
2-27-83	N.C. State	15	16

3-6-83	Maryland	23	10
3-12-83	Georgia Tech	16	10
3-13-83	N.C. State	24	12
3-19-83	Washington State	15	12
3-24-83	Boston College	19	11
3-26-83	N.C. State	23	11

TRAVIS WATSON (54)

Date	Opponent	Pt	Reb
11-19-99	Elon	15	14
11-26-99	Providence	15	14
12-21-99	Richmond	10	12
1-5-00	Duke	17	16
1-12-00	N.C. State	10	15
2-12-00	N.C. State	20	12
2-20-00	North Carolina	18	11
3-15-00	Georgetown	20	12
11-24-00	Virginia Tech	12	11
12-4-00	VMI	10	11
12-23-00	UMBC	19	16
12-28-00	Bucknell	14	11
1-6-01	N.C. State	19	10
1-9-01	Georgia Tech	11	11
1-20-01	Missouri	16	10
1-24-01	North Carolina	16	10
1-31-01	Maryland	10	13
2-3-01	Wake Forest	10	12
2-11-01	Georgia Tech	12	10
2-25-01	North Carolina	14	10
3-9-01	Georgia Tech	12	11
11-16-01	Wagner	11	13
11-18-01	E. Tennessee St.	14	13
12-8-01	Auburn	11	10
12-20-01	Georgetown	12	13
12-23-01	Rutgers	18	15
12-30-01	Grambling State	17	10
1-5-02	N.C. State	20	13
1-15-02	Wake Forest	20	17
1-20-02	Florida State	14	15
1-22-02	Georgia Tech	10	10
1-31-02	Maryland	19	12
2-6-02	N.C. State	29	12
2-10-02	Clemson	20	10
2-12-02	North Carolina	17	10
2-17-02	Wake Forest	13	12
2-23-02	Georgia Tech	17	11
3-13-02	South Carolina	26	13
11-22-02	Long Island	26	13
11-25-02	Chaminade	16	14
11-27-02	Indiana	14	11
12-30-02	Liberty	20	15
1-2-03	Wofford	21	20
1-5-03	N.C. State	10	12
1-11-03	North Carolina	18	12
1-23-03	Wake Forest	11	13
1-29-03	Florida State	20	16
2-6-03	Maryland	15	10
2-9-03	N.C. State	15	14
2-12-03	North Carolina	13	15
2-18-03	Clemson	14	13
3-5-03	Georgia Tech	24	15
3-9-03	Maryland	26	15
3-14-03	Brown	29	12

MIKE SCOTT (34)

Date	Opponent	Pt	Reb
11-23-07	Penn	10	13
2-17-08	Boston College	11	12
11-16-08	VMI	26	18
11-28-08	Syracuse	10	10
12-23-08	Hampton	17	15
12-28-08	Georgia Tech	11	10
1-6-09	Brown	15	10
1-20-09	Maryland	16	10
2-15-09	Clemson	18	10
3-7-09	Maryland	11	11
11-13-09	Longwood	12	13
11-21-09	Oral Roberts	15	10
11-30-09	Penn State	17	11
2-3-10	NC State	15	10
2-6-10	Wake Forest	10	10

2-13-10	Virginia Tech	20	13
3-11-10	Boston College	11	13
3-12-10	Duke	14	11
11-15-10	USC Upstate	19	12
11-23-10	Oklahoma	27	15
11-24-10	Wichita State	16	10
11-29-10	Minnesota	17	12
12-5-10	Virginia Tech	21	13
12-7-10	Radford	10	13
11-19-11	Drexel	21	10
11-25-11	Green Bay	15	10
11-29-11	Michigan	18	11
12-18-11	Oregon	17	13
12-21-11	Seattle	33	14
1-31-12	Clemson	23	10
2-4-12	Florida State	16	11
3-1-12	Florida State	28	10
3-4-12	Maryland	35	11
3-9-12	NC State	23	10

SCOTT McCANDLISH (29)

Date	Opponent	Pt	Reb
12-20-69	William & Mary	17	15
1-3-70	N.C. State	14	14
1-7-70	Virginia Tech	13	15
1-10-70	Clemson	12	12
1-15-70	Wake Forest	19	10
1-29-70	William & Mary	29	14
2-7-70	N.C. State	12	15
2-17-70	George Washington	23	15
12-1-70	VMI	18	13
12-9-70	Navy	24	15
12-11-70	Boston College	20	12
12-17-70	William & Mary	22	13
1-6-71	Virginia Tech	15	11
1-9-71	Clemson	21	11
1-13-71	Wake Forest	14	11
1-16-71	Georgia Tech	17	10
2-2-71	Washington & Lee	15	12
2-10-71	Maryland	17	10
2-13-71	Wake Forest	14	12
2-22-71	N.C. State	10	14
3-4-71	Seton Hall	27	10
3-6-71	Maryland	18	13
12-1-71	Washington & Lee	24	17
12-21-71	Richmond	19	12
2-9-72	West Virginia	12	11
2-16-72	Penn State	13	11
2-23-72	Pittsburgh	22	13
2-26-72	North Carolina	15	12
3-9-72	Wake Forest	20	16

NORMAN NOLAN (26)

Date	Opponent	Pt	Reb
11-24-95	Tenn.-Martin	10	11
11-27-95	William & Mary	13	10
11-29-95	Kansas	14	11
1-6-96	N.C. State	16	15
12-18-96	Liberty	10	12
12-23-96	Connecticut	17	14
1-11-97	North Carolina	20	11
2-1-97	Florida State	11	10
2-22-97	Wake Forest	10	10
3-7-97	North Carolina	15	10
11-16-97	Richmond	31	11
11-19-97	William & Mary	17	11
11-22-97	George Mason	13	16
12-2-97	Appalachian St.	17	10
12-10-97	Connecticut	16	11
12-27-97	Nebraska	23	11
12-29-97	Brigham Young	24	10
12-30-97	New Mexico St.	24	10
1-4-98	Wake Forest	31	12
1-12-98	Virginia Tech	20	11
1-15-98	Georgia Tech	19	10
2-14-98	Georgia Tech	24	12
2-21-98	Clemson	24	12
2-24-98	Maryland	26	15
2-28-98	Florida State	24	10
3-5-98	Duke	13	15

NORM CARMICHAEL (25)

Date	Opponent	Pt	Reb
1-5-67	NYU	15	19
1-14-67	Clemson	23	13
12-2-67	Saint John's	12	11
12-16-67	NYU	20	16
12-18-67	Yale	22	15
12-20-67	Marshall	10	10
1-3-68	Richmond	13	22
1-6-68	Virginia Tech	14	14
1-11-68	Clemson	20	10
1-13-68	South Carolina	14	13
1-20-68	Clemson	14	14
2-1-68	Duke	15	13
2-3-68	Navy	28	12
2-6-68	North Carolina	18	10
2-10-68	N.C. State	13	10
2-13-68	Maryland	18	14
2-17-68	Pittsburgh	13	15
2-24-68	North Carolina	14	12
2-28-68	Maryland	20	15
12-11-68	Duke	10	13
12-28-68	Baylor	11	11
2-11-69	Virginia Tech	13	11
2-17-69	Duke	16	11
2-22-69	South Carolina	17	10
3-1-69	Wake Forest	20	15

BILL GERRY (25)

Date	Opponent	Pt	Reb
12-6-69	Duke	14	13
12-9-69	Pennsylvania	20	18
12-16-69	North Carolina	17	13
12-19-69	Richmond	25	10
12-20-69	William & Mary	18	14
1-2-70	Wake Forest	18	11
1-10-70	Clemson	26	16
1-29-70	William & Mary	18	18
2-3-70	North Carolina	28	14
2-11-70	Maryland	16	20
2-17-70	Geo. Washington	28	11
2-21-70	Clemson	26	12
2-28-70	Maryland	23	14
3-5-70	North Carolina	21	13
12-5-70	Duke	22	11
12-9-70	Navy	18	12
12-11-70	Boston College	14	11
12-12-70	West Virginia	22	14
12-15-70	North Carolina	24	10
12-17-70	William & Mary	21	12
1-13-71	Wake Forest	24	11
1-28-71	Clemson	12	10
2-6-71	N.C. State	14	13
3-4-71	Seton Hall	13	11
3-11-71	Wake Forest	23	13

JUNIOR BURROUGH (25)

Date	Opponent	Pt	Reb
1-2-92	Duke	11	11
2-13-92	Florida State	19	10
3-7-92	Maryland	13	11
12-5-92	Stanford	15	11
12-9-92	Old Dominion	20	10
1-13-93	Clemson	15	11
1-30-93	Virginia Tech	15	10
3-6-93	Maryland	17	13
12-4-93	Rice	15	11
12-11-93	Old Dominion	29	14
12-22-93	Stanford	20	11
2-2-94	Maryland	26	13
2-26-94	Wake Forest	11	11
3-5-94	Maryland	14	11
1-7-95	N.C. State	17	10
1-18-95	North Carolina	22	14
1-22-95	Georgia Tech	19	13
1-28-95	George Mason	20	11
2-4-95	Florida State	26	19
2-15-95	Duke	17	11
3-5-95	Maryland	24	11
3-11-95	Wake Forest	31	11
3-18-95	Miami-Ohio	28	12



CAREER DOUBLE-DOUBLES

MIKE WILKES (19)

Date	Opponent	Pt	Reb
12-20-67	Marshall	19	10
1-3-68	Richmond	16	12
1-6-68	Virginia Tech	12	17
1-29-68	N.C. State	12	11
2-1-68	Duke	18	19
2-3-68	Navy	15	16
2-10-68	N.C. State	11	11
2-17-68	Pittsburgh	13	17
2-24-68	North Carolina	10	11
2-28-68	Maryland	22	17
3-7-68	South Carolina	17	15
12-14-68	South Carolina	21	16
12-20-68	Richmond	23	16
12-21-68	Virginia Tech	19	10
12-26-68	Air Force	15	10
1-3-69	N.C. State	19	11
1-11-69	Clemson	30	15
2-17-69	Duke	12	10
3-1-69	Wake Forest	15	12

JOHN GIDDING (16)

Date	Opponent	Pt	Reb
2-17-68	Pittsburgh	17	11
2-19-68	Wake Forest	12	13
12-7-68	Geo. Washington	24	22
12-11-68	Duke	15	13
12-26-68	Air Force	24	11
12-27-68	East Carolina	27	10
12-28-68	Baylor	20	11
1-11-69	Clemson	18	12
1-30-69	Maryland	10	16
2-8-69	N.C. State	13	11
2-15-69	Maryland	10	11
2-17-69	Duke	15	12
2-22-69	South Carolina	10	10
2-24-69	Clemson	15	11
3-1-69	Wake Forest	21	12
3-6-69	Duke	15	17

MARC IAVARONI (15)

Date	Opponent	Pt	Reb
12-7-74	N.C. State	12	13
1-4-75	Clemson	17	12
1-8-75	Wake Forest	18	11
1-18-75	Duke	12	15
1-25-75	Clemson	14	13
2-1-75	Duke	22	12
2-12-75	N.C. State	17	10
1-24-76	Clemson	18	16
1-8-77	North Carolina	19	14
1-20-77	Delaware	10	10
3-5-77	North Carolina	10	10
11-26-77	VMI	13	10
1-4-78	Wake Forest	12	11
2-11-78	Virginia Tech	20	10
2-25-78	Maryland	21	16

STEVE CASTELLAN (15)

Date	Opponent	Pt	Reb
1-5-76	Davidson	15	11
1-12-77	Virginia Tech	17	10
1-15-77	Wake Forest	22	16
1-29-77	N.C. State	12	12
3-4-77	Clemson	11	10
11-26-77	VMI	20	10
12-7-77	Pennsylvania	12	13
1-4-78	Wake Forest	15	10
2-8-78	Duke	14	10
3-8-78	Georgetown	20	12
11-25-78	VCU	12	11
12-28-78	Providence	17	14
1-24-79	Duke	21	10
1-27-79	N.C. State	12	14
3-7-79	NE Louisiana	11	10

ELTON BROWN (15)

Date	Opponent	Pt	Reb
1-22-02	Georgia Tech	20	10
12-5-03	VMI	14	13
12-19-03	Loyola Marymount	21	10
12-22-03	Coastal Carolina	22	11
11-19-04	Robert Morris	13	12
11-24-04	Appalachian St.	24	12
11-28-04	Richmond	12	10
12-1-04	Northwestern	15	12
12-6-04	Iowa State	13	11
12-8-04	Furman	16	12
1-5-05	Western Kentucky	10	12
1-12-05	Miami	20	10
1-19-05	Maryland	18	10
1-27-05	Virginia Tech	19	15
2-19-05	Maryland	13	12

MIKE KATOS (15)

Date	Opponent	Pt	Reb
12-6-65	Wake Forest	28	12
2-10-66	Miami (Fla.)	17	11
1-11-67	South Carolina	16	14
1-14-67	Clemson	21	17
1-28-67	North Carolina	17	16
12-7-67	VMI	16	10
12-21-67	Bowling Green	17	13
1-3-68	Richmond	21	10
1-6-68	Virginia Tech	29	11
1-11-68	Clemson	20	10
1-20-68	Clemson	32	11
1-29-68	N.C. State	23	15
2-3-68	Navy	21	14
2-19-68	Wake Forest	26	11
2-28-68	Maryland	17	10

AKIL MITCHELL (15)

Date	Opponent	Pt	Reb
3-9-12	N.C. State	10	12
11-13-12	Delaware	15	13
11-17-12	Seattle	14	16
11-28-12	Wisconsin	11	10
12-5-12	Tennessee	13	12
12-19-12	Morgan State	15	12
1-9-13	Wake Forest	10	10
1-29-13	N.C. State	14	12
2-13-13	Georgia Tech	13	12
2-28-13	Duke	19	12
3-7-13	Florida State	15	12
3-10-13	Maryland	17	10
3-19-13	Norfolk State	15	11
1-4-14	Florida State	11	13
2-2-14	Pittsburgh	10	12

WALLY WALKER (14)

Date	Opponent	Pt	Reb
1-25-73	North Carolina	25	10
1-27-73	Clemson	16	12
2-6-73	Navy	20	11
2-10-73	Wake Forest	22	17
12-29-73	UNLV	22	13
1-30-74	West Virginia	21	15
2-9-74	Wake Forest	26	10
2-23-74	North Carolina	18	11
2-22-75	North Carolina	15	13
1-5-76	Davidson	15	11
1-21-76	Pittsburgh	25	11
2-4-76	Maryland	24	10
2-11-76	Duke	30	10
2-25-76	Virginia Tech	17	14

KENNY TURNER (14)

Date	Opponent	Pt	Reb
1-17-90	Maryland	19	11
1-21-90	Georgia Tech	13	11
1-24-90	Virginia Tech	15	12
3-9-90	North Carolina	17	10
3-11-90	Georgia Tech	15	11
11-26-90	UCLA	25	10
12-20-90	Marshall	22	10

1-2-91	Marquette	26	12
1-5-91	Duke	15	10
1-16-91	Maryland	14	10
2-4-91	Radford	18	16
2-13-91	Fairfield	11	11
2-25-91	Towson	16	10
3-2-91	Maryland	15	12

CHRIS WILLIAMS (14)

Date	Opponent	Pt	Reb
11-13-98	VCU	20	10
12-5-98	New Hampshire	14	14
12-22-98	VMI	19	15
1-27-99	Virginia Tech	17	13
2-3-99	Wake Forest	14	10
3-4-99	Duke	16	10
2-20-00	North Carolina	16	12
1-20-01	Missouri	17	11
1-24-01	North Carolina	14	11
2-14-01	Duke	21	12
11-16-01	Wagner	26	10
12-20-01	Georgetown	17	11
2-3-02	Missouri	18	11
2-12-02	North Carolina	18	10

JOHN CROTTY (12)

Date	Opponent	Pt	Ast
2-25-88	Georgia Tech	11	11
3-16-89	Providence	24	10
3-18-89	Middle Tenn. S.	25	14
11-28-89	Samford	26	11
1-15-90	VMI	18	12
1-17-90	Maryland	14	10
2-3-90	Marquette	19	12
2-22-90	Georgia Tech	14	10
3-18-90	Syracuse	10	12
12-29-90	Minnesota	19	12
1-2-91	Marquette	16	11
1-29-91	N.C. State	21	14

TED JEFFRIES (10)

Date	Opponent	Pt	Reb
1-23-91	Virginia Tech	10	11
3-2-91	Maryland	11	10
3-3-92	N.C. State	10	17
3-27-92	New Mexico	14	12
12-5-92	Stanford	12	13
1-2-93	Winthrop	14	12
1-23-93	Georgia Tech	14	12
1-25-93	William & Mary	23	10
2-8-93	Florida State	23	19
3-6-93	Maryland	15	12

SEASON DOUBLE-DOUBLES

1. Ralph Sampson (1983)	24
2. Ralph Sampson (1980)	21
Ralph Sampson (1981)	21
4. Ralph Sampson (1982)	18
5. Norm Carmichael (1968)	17
Gus Gerard (1974)	17
Travis Watson (2002)	17

DOUBLE-DOUBLES STREAKS

1. Ralph Sampson (1/26/83-2/27/83)	9
2. Ralph Sampson (1/7/81-2/5/81)	7
Ralph Sampson (12/19/81-1/9/82)	7
4. Norm Carmichael (2/1/68-2/17/68)	6
John Gidding (2/15/69-3/6/69)	6
Bill Gerry (12/5/70-12/17/70)	6
Ralph Sampson (2/28/80-3/19/80)	6

OTHER PLAYERS WITH A DOUBLE-DOUBLE

Player	No.
Yuri Barnes	9
Andrew Kennedy	9
Jason Cain	8
Mac Caldwell	8
Brent Dabbs	8
Jerry Sanders	8
Jason Williford	8
Jim Connelly	7
Anthony Gill	6
Craig Robinson	6
Sean Singletary	6
Otis Fulton	5
Adrian Joseph	5
John Naponick	5
Buddy Reams	5
Tom Sheehy	5
Cory Alexander	4
Chip Case	4
Frank DeWitt	4
Donald Hand	4
De'Andre Hunter	3
Ty Jerome	3
Rich Katstra	3
Mel Kennedy	3
Cornel Parker	3
Barry Parkhill	3
Devin Smith	3
Mike Tobey	3
London Perrantes	3
Othell Wilson	3
Courtney Alexander	2
Darion Atkins	2
Bill Batts	2
Malcolm Brogdon	2
Chip Conner	2
Adam Hall	2
Laurynas Mikalauskas	2
Mike Owens	2
Ryan Pettinella	2
John Schroeder	2
Isaiah Wilkins	2
Matt Blundin	1
Dan Bonner	1
Derrick Byars	1
Harold Deane	1
Mamadi Diane	1
Stephane Dondon	1
Colin Ducharme	1
Kenton Edelin	1
Gary Forbes	1
Kyle Guy	1
Jim Hobgood	1
John Johnson	1
Scott Johnson	1
Barry Koval	1
Sylvan Landesberg	1
J.C. Mathis	1
Richard Morgan	1
Tim Mullen	1
Lee Raker	1
J.R. Reynolds	1
Jamal Robinson	1
Assane Sene	1
Fred Stant	1
Jamil Tucker	1

TRIPLE-DOUBLES

1. Ralph Sampson vs. Army, 12-22-79 (16 pts, 14 rebs, 12 blks)
2. Ralph Sampson vs. ODU, 12-29-79 (15 pts, 22 rebs, 10 blks)
3. Bill Miller vs. NC State, 2-1-55 (11 pts, 10 rebs, 10 assts)

RECORD BOOK



CAREER REBOUNDS

No.	Name	Rebounds
1.	Ralph Sampson (1980-83)	1,511
2.	Travis Watson (2000-03)	1,115
3.	Mike Scott (2008-12)	944
4.	Junior Burrough (1992-95)	929
5.	Bryant Stith (1989-92)	859
6.	Steve Castellan (1976-79)	799
7.	Akil Mitchell (2011-14)	798
8.	Ted Jeffries (1990-93)	787
9.	Chris Williams (1999-02)	786
10.	Norman Nolan (1995-98)	765
11.	Scott McCandlish (1970-72)	761
12.	Marc Iavaroni (1975-78)	718
13.	Kenny Turner (1988-91)	706
14.	Olden Polynice (1984-86)	667
15.	Wally Walker (1973-76)	665
16.	Elton Brown (2002-05)	660
17.	Isaiah Wilkins (2014-18)	631
18.	Norm Carmichael (1967-69)	622
19.	Gene Engel (1961-63)	612
20.	Bob Mortell (1958-60)	600

CAREER AVERAGE LEADERS

No.	Name	Rebs (Gms)	Avg.
1.	Ralph Sampson (1980-83)	1,511 (132)	11.4
2.	Herb Busch (1957-59)	556 (58)	9.6
3.	Scott McCandlish (1970-72)	761 (79)	9.6
4.	Travis Watson (2000-03)	1,115 (119)	9.4
5.	Gus Gerard (1973-74)	481 (52)	9.3
6.	Norm Carmichael (1967-69)	622 (70)	8.9
7.	Mike Wilkes (1968-71)	507 (58)	8.7
8.	Gene Engel (1961-63)	612 (73)	8.4
9.	Bob Mortell (1958-60)	600 (72)	8.3
10.	Chip Conner (1962-64)	551 (68)	8.1

CAREER OFFENSIVE REBOUNDS (SINCE 1987)

No.	Name	Career Off. Rebounds
1.	Travis Watson (2000-03)	381
2.	Junior Burrough (1992-95)	362
3.	Bryant Stith (1989-92)	342
4.	Mike Scott (2008-12)	334
5.	Norman Nolan (1995-98)	305
6.	Chris Williams (1999-02)	276
7.	Kenny Turner (1988-91)	243
8.	Elton Brown (2002-05)	242
9.	Adam Hall (1999-02)	238
10.	Cornel Parker (1991-94)	236

SEASON REBOUND LEADERS

No.	Name	Rebounds
1.	Ralph Sampson (1982-83)	386
2.	Ralph Sampson (1979-80)	381
3.	Ralph Sampson (1980-81)	378
4.	Ralph Sampson (1981-82)	366
5.	Bob Mortell (1959-60)	350
6.	Travis Watson (2002-03)	321
7.	Akil Mitchell (2012-13)	312
8.	Norm Carmichael (1967-68)	300
9.	Junior Burrough (1994-95)	295
10.	Bill Gerry (1969-70)	277

Class Records

Sr.	Ralph Sampson (1982-83)	386
Jr.	Ralph Sampson (1981-82)	366
So.	Ralph Sampson (1980-81)	378
Fr.	Ralph Sampson (1979-80)	381

SEASON AVERAGE LEADERS

No.	Name	Rebs (Gms)	Avg.
1.	Bob Mortell (1959-60)	350 (24)	14.6
2.	Norm Carmichael (1967-68)	300 (25)	12.0
3.	Ralph Sampson (1982-83)	386 (33)	11.7
4.	Ralph Sampson (1980-81)	378 (33)	11.5
5.	Ralph Sampson (1981-82)	366 (32)	11.4
6.	John Gidding (1968-69)	268 (24)	11.2
	Ralph Sampson (1979-80)	381 (34)	11.2
8.	Bill Gerry (1969-70)	277 (25)	11.1
9.	Mike Wilkes (1967-68)	276 (25)	11.0
10.	Travis Watson (2002-03)	321 (31)	10.4

Class Records

Sr.	Bob Mortell (1959-60)	350 (24)	14.6
Jr.	Norm Carmichael (1967-68)	300 (25)	12.0
So.	Ralph Sampson (1980-81)	378 (33)	11.5
Fr.	Ralph Sampson (1979-80)	381 (34)	11.2

SEASON OFFENSIVE REBOUNDS (SINCE 1987)

No.	Name	Off. Rebounds
1.	Bryant Stith (1988-89)	121
2.	Norman Nolan (1996-97)	107
3.	Junior Burrough (1994-95)	105
4.	Junior Burrough (1992-93)	104
5.	Travis Watson (2000-01)	100
6.	Travis Watson (2001-02)	96
7.	Travis Watson (2002-03)	95
	Mike Scott (2008-09)	95
9.	Andrew Kennedy (1986-87)	94
10.	Akil Mitchell (2012-13)	94

SINGLE GAME REBOUNDS

No.	Name	Rebounds
1.	Bob Mortell vs. Washington & Lee (2-27-60)	25
2.	Bob Mortell vs. VMI (1-6-60)	24
3.	Gene Engel vs. VMI (12-30-60)	23
4.	Bob Mortell vs. South Carolina (2-5-60)	22
	Norm Carmichael vs. Richmond (1-3-68)	22
	John Gidding vs. George Washington (12-7-68)	22
	Ralph Sampson vs. Old Dominion (12-29-79)	22
8.	Ralph Sampson vs. Virginia Tech (1-14-80)	21
	Ralph Sampson vs. Virginia Tech (2-6-82)	21
	Ralph Sampson vs. UAB (3-18-82)	21
	Ralph Sampson vs. N.C. State (1-12-83)	21

Class Records

Sr.	Bob Mortell vs. Washington & Lee (2-27-60)	25
Jr.	Norm Carmichael vs. Richmond (1-3-68)	22
So.	Ralph Sampson vs. Virginia Tech (1-3-81)	19
Fr.	Ralph Sampson vs. Old Dominion (12-29-79)	22

20-REBOUND GAMES

No.	Name	Games
1.	Ralph Sampson (1980-83)	7
2.	Bob Mortell (1958-60)	4
3.	Herb Busch (1957-59)	2
Season Record: Ralph Sampson (1980)		3
Bob Mortell (1960)		3

15-REBOUND GAMES

No.	Name	Games
1.	Ralph Sampson (1980-83)	27
2.	Travis Watson (2000-03)	12
3.	Bob Mortell (1958-60)	10
4.	Mike Wilkes (1967-69)	9
5.	Scott McCandlish (1970-72)	8

Other 15-Rebound Games:

Herb Busch	6
Norm Carmichael	6
Mike Scott	5
Gene Engel	4
Bill Gerry	4
Jason Cain	3
Gus Gerard	3
John Gidding	3
Marc Iavaroni	3
Norman Nolan	3
John Siewers	3
Mike Tobey	2
Yuri Barnes, Junior Burrough, Mac Caldwell	2
Chip Conner, Otis Fulton, Ted Jeffries, Rich Katstra	2
Akil Mitchell, Bryant Stith, Wally Walker	2
Bill Batts, Matt Blundin, Elton Brown, Chip Case	1
Steve Castellan, Adam Hall, John Hill, Adrian Joseph	1
Mike Katos, Mel Kennedy, J.C. Mathis, John Naponick	1
Olden Polynice, Craig Robinson, Jerry Sanders	1
John Schroeder, Assane Sene, Kenny Turner	1
Chris Williams, Jason Williford	1

Season Record: Ralph Sampson 8 (1983)

GAME OFFENSIVE REBOUNDS (SINCE 1987)

No.	Name	Off. Rebounds
1.	Matt Blundin vs. Clemson (1-9-90)	10
	Bryant Stith vs. Georgia Tech (3-13-92)	10
	Travis Watson vs. Maryland (1-31-02)	10
	Mike Scott vs. VMI (11-16-08)	10



CAREER FIELD GOALS

No.	Name	Career FGs
1.	Ralph Sampson (1980-83)	899
2.	Bryant Stith (1989-92)	856
3.	Jeff Lamp (1978-81)	841
4.	Buzzy Wilkinson (1953-55)	784
5.	Wally Walker (1973-76)	779
6.	Junior Burrough (1992-95)	759
7.	Chris Williams (1999-02)	650
8.	Bob McCarty (1954-56)	643
9.	Sean Singletary (2005-08)	642
10.	Richard Morgan (1986-89)	605

SEASON FIELD GOALS

No.	Name	FGs
1.	Buzzy Wilkinson (1954-55)	308
2.	Buzzy Wilkinson (1953-54)	288
3.	Wally Walker (1975-76)	262
4.	Norman Nolan (1997-98)	257
5.	Ralph Sampson (1982-83)	250
6.	Barry Parkhill (1971-72)	239
7.	Bob McCarty (1954-55)	236
	Junior Burrough (1994-95)	236
9.	Richard Morgan (1988-89)	235
10.	Jeff Lamp (1979-80)	232

Class Records

Sr.	Buzzy Wilkinson (1954-55)	308
Jr.	Buzzy Wilkinson (1953-54)	288
So.	Jeff Lamp (1978-79)	230
	Ralph Sampson (1980-81)	230
Fr.	Ralph Sampson (1979-80)	221

CAREER FG PERCENTAGE

(MIN 300 FG MADE)

No.	Name	FG-FGA	FG%
1.	Anthony Gill (2014-16)	442-759	.582
2.	Olden Polynice (1984-86)	442-765	.578
3.	Andrew Kennedy (1986-87)	301-525	.573
4.	Ralph Sampson (1980-83)	899-1584	.568
5.	Norm Carmichael (1967-69)	322-572	.563
6.	Jeff Jones (1979-82)	324-621	.522
7.	Mike Scott (2008-12)	585-1122	.521
8.	Bill Gerry (1969-71)	322-619	.520
9.	Akil Mitchell (2011-14)	361-695	.519
	Travis Watson (2000-03)	602-1161	.519

SEASON FG PERCENTAGE

(MIN 100 FG MADE)

No.	Name	FG-FGA	FG%
1.	Ralph Sampson (1982-83)	250-414	.604
2.	Olden Polynice (1984-85)	161-267	.603
3.	Mike Tobey (2015-16)	119-198	.601
4.	Mike Wilkes (1968-69)	153-256	.598
5.	Anthony Gill (2013-14)	111-189	.587
6.	Andrew Kennedy (1985-86)	110-188	.585
7.	Anthony Gill (2014-15)	142-244	.582
8.	Anthony Gill (2015-16)	189-326	.580
9.	Norm Carmichael (1968-69)	127-222	.572
	Olden Polynice (1985-86)	183-320	.572
11.	Norm Carmichael (1967-68)	148-269	.571

FIELD GOAL ATTEMPTS

Career:	Bryant Stith (1989-92)	1,774
Season:	Buzzy Wilkinson (1953-54)	767

GAME FG RECORDS

FGM:	Tony Laquintano vs. West Virginia (12-17-60)	19
	Jim Connelly vs. William & Mary (12-1-65)	19
	Barry Parkhill vs. Baldwin-Wallace (12-11-71)	19
FGA:	Buzzy Wilkinson vs. Duke (3-4-54)	44
FG%:	Numerous times	1.000
	Best perfect games...	
	Jeff Jones vs. UAB (3-18-82)	9-9
	Kenny Turner vs. Samford (11-28-89)	9-9
	Mike Scott vs. Wake Forest (2-7-12)	9-9

CONSECUTIVE MADE FGs

No.	Name	FGs
1.	Isaiah Wilkins (2016-17)	12
	Bobby Stokes (1977-78)	12

CAREER 3-POINTERS

No.	Name	Career 3FGs
1.	Curtis Staples (1995-98)	413
2.	Joe Harris (2011-14)	263
3.	Kyle Guy (2017-19)	254
4.	Harold Deane (1994-97)	237
5.	Sean Singletary (2005-08)	222
6.	J.R. Reynolds (2004-07)	221
7.	London Perrantes (2014-17)	211
8.	Sammy Zeglinski (2008-12)	200
9.	Malcolm Brogdon (2012-16)	185
10.	John Crotty (1988-91)	179

SEASON 3-POINTERS

No.	Name	3FGs
1.	Curtis Staples (1997-98)	130
2.	Kyle Guy (2018-19)	120
3.	Curtis Staples (1994-95)	103
4.	Curtis Staples (1996-97)	98
5.	Todd Billet (2002-03)	94
6.	Kyle Guy (2017-18)	83
7.	Richard Morgan (1988-89)	82
	Curtis Staples (1995-96)	82
9.	Roger Mason, Jr. (2001-02)	81
10.	Sean Singletary (2006-07)	79

Class Records

Sr.	Curtis Staples (1997-98)	130
Jr.	Kyle Guy (2018-19)	120
So.	Kyle Guy (2017-18)	83
Fr.	Curtis Staples (1994-95)	103

3-POINT ATTEMPTS

Career:	Curtis Staples (1995-98)	1,079
Season:	Curtis Staples (1997-98)	333

CONSECUTIVE MADE 3FGs

1.	Kyle Guy (2018-19)	11
2.	Darius Thompson (2015-16 & 2016-17)	8
	London Perrantes (2013-14) [over four games]	8
	Harold Deane (1994-95) [over two games]	8
	Mustapha Farrakhan (2010-11) [same game]	8

CAREER 3FG PERCENTAGE

(MIN 100 3FG MADE)

No.	Name	FG-FGA	FG%
1.	Kyle Guy (2017-19)	254-597	.425
2.	Keith Friel (2000-01)	107-254	.421
3.	London Perrantes (2014-17)	211-516	.409
4.	Joe Harris (2011-14)	263-646	.407
5.	Todd Billet (2003-04)	156-398	.392
6.	Ty Jerome (2017-19)	166-424	.392
7.	Curtis Staples (1995-98)	413-1079	.383
8.	Roger Mason, Jr. (2000-02)	137-365	.375
9.	J.R. Reynolds (2004-07)	221-610	.362
	Sean Singletary (2005-08)	222-614	.362

SEASON 3FG PERCENTAGE

Min Att	Name	FG-FGA	FG%
50	Othell Wilson (1982-83)	29-54	.537
100	Kyle Guy (2016-17)	51-103	.495
150	Kyle Guy (2018-19)	120-282	.426
200	Curtis Staples (1994-95)	103-244	.422

GAME 3FG RECORDS

FGM:	Curtis Staples vs. UNLV (2-12-95)	9
	Curtis Staples vs. Georgia Tech (2-15-98)	9
FGA:	Curtis Staples vs. North Carolina (2-11-98)	17
FG%:	Numerous times	1.000
	Best perfect games...	
	Tim Mullen vs. Duke (2-5-83)	5-5
	John Crotty vs. Villanova (12-7-90)	5-5
	Adam Hall vs. Hampton (11-25-98)	5-5

3-POINT YEARLY LEADERS

Year	Player	3-pointers
1982-83	Othell Wilson	29
1986-87	Richard Morgan	16
1987-88	Richard Morgan	34
1988-89	Richard Morgan	82
1989-90	John Crotty	66
1990-91	John Crotty	46
1991-92	Cory Alexander	44
1992-93	Cory Alexander	64
1993-94	Harold Deane	51
1994-95	Curtis Staples (led ACC)	103
1995-96	Curtis Staples	82
1996-97	Curtis Staples (led ACC)	98
1997-98	Curtis Staples (led ACC)	130
1998-99	Donald Hand	50
1999-00	Donald Hand	51
2000-01	Keith Friel	62
2001-02	Roger Mason, Jr.	81
2002-03	Todd Billet	94
2003-04	Todd Billet	62
2004-05	Devin Smith	63
2005-06	J.R. Reynolds	60
2006-07	Sean Singletary	79
2007-08	Mamadi Diane	60
2008-09	Sammy Zeglinski	33
2009-10	Sammy Zeglinski	61
2010-11	Joe Harris	65
2011-12	Sammy Zeglinski	59
2012-13	Joe Harris	77
2013-14	Joe Harris	72
2014-15	Justin Anderson	47
2015-16	London Perrantes	78
2016-17	London Perrantes	65
2017-18	Kyle Guy	83
2018-19	Kyle Guy	120



CAREER FREE THROWS

No.	Name	FTs
1.	Bryant Stith (1989-92)	690
2.	Buzzy Wilkinson (1953-55)	665
3.	Jeff Lamp (1978-81)	635
4.	Sean Singletary (2005-08)	573
5.	Harold Deane (1994-97)	546
6.	Donald Hand (1998-01)	444
7.	Junior Burrough (1992-95)	439
8.	Ralph Sampson (1980-83)	427
9.	Malcolm Brogdon (2012-16)	422
10.	John Crotty (1988-91)	413

SEASON FREE THROWS

No.	Name	FTs
1.	Buzzy Wilkinson (1954-55)	282
2.	Buzzy Wilkinson (1953-54)	238
3.	Bryant Stith (1989-90)	192
4.	Sean Singletary (2006-07)	190
5.	Bryant Stith (1991-92)	189
	Sean Singletary (2007-08)	189
7.	Jeff Lamp (1978-79)	181
8.	Harold Deane (1994-95)	178
9.	Jeff Lamp (1977-78)	173
10.	J.R. Reynolds (2006-07)	164

Class Records

Sr.	Buzzy Wilkinson (1954-55)	282
Jr.	Buzzy Wilkinson (1953-54)	238
So.	Bryant Stith (1989-90)	192
Fr.	Jeff Lamp (1978-79)	181

CAREER FT PERCENTAGE

(MIN 200 FT MADE)

No.	Name	FT-FTA	FG%
1.	Malcolm Brogdon (2013-16)	422-482	.876
2.	Roger Mason, Jr. (2000-02)	318-366	.869
3.	Jeff Lamp (1978-81)	635-748	.849
4.	Sean Singletary (2005-08)	573-677	.846
5.	London Perrantes (2014-17)	220-271	.812
6.	J.R. Reynolds (2004-07)	402-501	.802
	Sylvan Landesberg (2009-10)	259-323	.802
8.	Barry Parkhill (1971-73)	339-426	.796
9.	Bryant Stith (1989-92)	690-875	.789
10.	Wally Walker (1973-76)	291-370	.786

SEASON FT PERCENTAGE

(MIN 100 FT MADE)

No.	Name	FT-FTA	FG%
1.	Malcolm Brogdon (2015-16)	140-156	.897
2.	Roger Mason, Jr. (2000-01)	122-138	.884
3.	Roger Mason, Jr. (2001-02)	133-151	.881
4.	Malcolm Brogdon (2014-15)	116-132	.879
5.	Malcolm Brogdon (2013-14)	126-144	.875
6.	Sean Singletary (2006-07)	190-218	.872
7.	Jeff Lamp (1980-81)	154-178	.865
8.	Richard Morgan (1988-89)	121-140	.864
9.	Donald Hand (1998-99)	162-188	.862
10.	Sean Singletary (2007-08)	189-222	.851

FREE THROW ATTEMPTS

Career:	Bryant Stith (1989-92)	875
Season:	Buzzy Wilkinson (1954-55)	366

GAME FT RECORDS

FTM:	Buzzy Wilkinson vs. Duke (2-22-55)	18
FTA:	Buzzy Wilkinson vs. Duke (2-22-55)	25
FT%:	Numerous times	1.000
	Buzzy Wilkinson vs. Wash. & Lee (1-14-55)	17-17

CONSECUTIVE MADE FTS

Jeff Lamp (1979-80)	48
Malcolm Brogdon (2015-16)	42

CAREER GAMES

No.	Name	Career Games
1.	London Perrantes (2014-17)	138
	Mike Tobey (2013-16)	138
3.	Malcolm Brogdon (2012-16)	136
4.	Joe Harris (2011-14)	135
5.	Evan Nolte (2013-16)	134
	Ricky Stokes (1981-84)	134
7.	Akil Mitchell (2011-14)	133
8.	Ralph Sampson (1980-83)	132
	Jim Miller (1982-85)	132
	Isaiah Wilkins (2015-18)	132

SEASON GAMES

No.	Name	Games
1.	Kihei Clark (2018-19)	38
	Mamadi Diakite (2018-19)	38
	Kyle Guy (2018-19)	38
	De'Andre Hunter (2018-19)	38

CAREER STARTS

No.	Name	Career Starts
1.	London Perrantes (2014-17)	132
2.	Joe Harris (2013-14)	128
	Ralph Sampson (1980-83)	128
	Bryant Stith (1989-92)	128
5.	Ted Jeffries (1990-93)	127
6.	Junior Burrough (1992-95)	125
7.	Sean Singletary (2005-08)	123
8.	Jeff Lamp (1978-81)	122
9.	Harold Deane (1994-97)	116
10.	Chris Williams (1999-02)	112

SEASON STARTS

No.	Name	Starts
1.	Kyle Guy (2018-19)	38
	De'Andre Hunter (2018-19)	38
2.	Ty Jerome (2018-19)	37
	Malcolm Brogdon (2015-16)	37
	Anthony Gill (2015-16)	37
	Malcolm Brogdon (2013-14)	37
	Joe Harris (2013-14)	37
7.	Akil Mitchell (2013-14)	36
8.	London Perrantes (2015-16)	35
	Joe Harris (2012-13)	35
	Akil Mitchell (2012-13)	35

CAREER MINUTES *

No.	Name	Career Minutes
1.	London Perrantes (2014-17)	4,425
2.	Bryant Stith (1989-92)	4,391
3.	Harold Deane (1994-97)	4,269
4.	Jeff Lamp (1978-81)	4,231
5.	John Crotty (1988-91)	4,174
6.	Malcolm Brogdon (2012-16)	4,157
7.	Joe Harris (2011-14)	4,084
8.	Curtis Staples (1995-98)	4,072
9.	Ralph Sampson (1980-83)	4,070
10.	Sean Singletary (2005-08)	4,034

SEASON MINUTES *

No.	Name	Minutes
1.	Kyle Guy (2018-19)	1,344
2.	Malcolm Brogdon (2015-16)	1,263
3.	Ty Jerome (2018-19)	1,256
4.	De'Andre Hunter (2018-19)	1,234
5.	Bryant Stith (1991-92)	1,202
6.	Jeff Lamp (1979-80)	1,200
7.	John Crotty (1989-90)	1,176
8.	Curtis Staples (1997-98)	1,174
9.	Harold Deane (1994-95)	1,170
10.	Malcolm Brogdon (2013-14)	1,163

CAREER MINUTE AVERAGE *

No.	Name	Career Average
1.	Harold Deane (1994-97)	35.0
2.	Jeff Lamp (1978-81)	34.4
3.	Cory Alexander (1992-95)	33.6
4.	Bryant Stith (1989-92)	33.5
5.	Curtis Staples (1995-98)	33.4
6.	Sylvan Landesberg (2009-10)	33.2
7.	Todd Billet (2003-04)	32.9
8.	Sean Singletary (2005-08)	32.8
9.	John Crotty (1988-91)	32.4
10.	London Perrantes (2014-17)	32.1

SEASON MINUTE AVERAGE *

No.	Name	Career Average
1.	Curtis Staples (1997-98)	39.1
2.	John Crotty (1989-90)	36.8
3.	Harold Deane (1996-97)	36.4
	John Johnson (1986-87)	36.4
	Bryant Stith (1991-92)	36.4
6.	Cory Alexander (1992-93)	36.1
	Roger Mason, Jr. (2001-02)	36.1
8.	Norman Nolan (1997-98)	35.9
9.	Olden Polynice (1985-86)	35.8
10.	Harold Deane (1995-96)	35.6

* minutes first kept during 1972-73 season



CAREER ASSISTS

No.	Name	Career Assists
1.	John Crotty (1988-91)	683
2.	Jeff Jones (1979-82)	598
3.	Sean Singletary (2005-08)	587
4.	London Perrantes (2014-17)	569
5.	Donald Hand (1998-01)	529
6.	Othell Wilson (1981-84)	493
7.	Harold Deane (1994-97)	468
8.	John Johnson (1985-88)	426
9.	Jontel Evans (2010-13)	419
10.	Cory Alexander (1992-95)	401

SEASON ASSISTS

No.	Name	Assists
1.	John Crotty (1989-90)	214
2.	John Crotty (1988-89)	208
3.	Ty Jerome (2018-19)	202
	Sean Singletary (2007-08)	202
5.	Jeff Jones (1979-80)	200
6.	John Johnson (1986-87)	194
7.	Donald Hand (2000-01)	174
8.	John Crotty (1990-91)	169
9.	London Perrantes (2015-16)	153
10.	Othell Wilson (1982-83)	152

Class Records

Sr.	Sean Singletary (2007-08)	202
Jr.	John Crotty (1989-90)	214
So.	John Crotty (1988-89)	208
Fr.	Cory Alexander (1991-92)	145

SINGLE GAME ASSISTS

No.	Name	Assists
1.	John Crotty vs. Middle Tennessee (3-18-89)	14
	John Crotty vs. N.C. State (1-29-91)	14
	Cory Alexander vs. N.Carolina A&T (11-30-94)	14
	Harold Deane vs. Maryland (3-5-95)	14
	Ty Jerome at Syracuse (3-4-19)	14
6.	Barry Parkhill vs. Wake Forest (1-13-71)	13
	Othell Wilson vs. Wake Forest (1-28-84)	13
8.	12 Tied	12
<i>Last: Ty Jerome vs. Virginia Tech (1-15-19)</i>		

10-ASSIST GAMES

No.	Name	Career 10-asst Games
1.	John Crotty (1988-91)	13
2.	Ty Jerome (2017-19)	5
3.	Cory Alexander (1992-95)	4
	Barry Parkhill (1971-73)	4
	Sean Singletary (2005-08)	4
6.	John Johnson (1985-88)	4
	Jeff Jones (1979-82)	4
	Othell Wilson (1981-84)	4
9.	London Perrantes (2014-17)	3

Other 10-Assist Games:

(2): Donald Hand, Barry Koval, Cornel Parker; (1): T.J. Bannister, Harold Deane, Jontel Evans, Billy Langloh, Bill Miller, Tim Mullen, J.R. Reynolds

CAREER STEALS

No.	Name	Career Steals
1.	Othell Wilson (1981-84)	222
2.	Sean Singletary (2005-08)	200
3.	Jeff Jones (1979-82)	189
	Chris Williams (1999-02)	189
5.	Harold Deane (1994-97)	179
	Donald Hand (1998-01)	179
7.	Bryant Stith (1989-92)	177
8.	Richard Morgan (1986-89)	160
9.	Adam Hall (1999-02)	157
10.	Sammy Zeglinski (2008-12)	156

SEASON STEALS

No.	Name	Steals
1.	Othell Wilson (1983-84)	69
2.	Othell Wilson (1981-82)	61
3.	Sean Singletary (2007-08)	60
4.	Ty Jerome (2018-19)	57
	Donald Hand (1998-99)	57
6.	Jeff Jones (1980-81)	56
7.	Richard Morgan (1988-89)	55
	Ty Jerome (2017-18)	55
9.	Sean Singletary (2005-06)	54
10.	Jeff Jones (1981-82)	53
	Ricky Stokes (1983-84)	53

Class Records

Sr.	Othell Wilson (1983-84)	69
Jr.	Ty Jerome (2018-19)	57
So.	Othell Wilson (1981-82)	61
Fr.	Adam Hall (1998-99)	49

SINGLE GAME STEALS

No.	Name	Steals
1.	Scott McCandlish vs. Xavier (12-29-72)	7
	Othell Wilson vs. Virginia Tech (2-15-84)	7
	Othell Wilson vs. Wake Forest (3-9-84)	7
	Richard Morgan vs. Mississippi State (12-29-88)	7
	Curtis Staples vs. Tennessee-Martin (11-24-95)	7
	Sean Singletary vs. N.C. State (2-24-08)	7
7.	11 Tied	6
<i>Last: Sean Singletary vs. Boston College (2-29-08)</i>		

CAREER BLOCKS

No.	Name	Career Blocks
1.	Ralph Sampson (1980-83)	462
2.	Chris Alexander (1993-96)	148
3.	Isaiah Wilkins (2015-18)	141
4.	Travis Watson (2000-03)	130
5.	Kris Hunter (1997-99)	126
6.	Mamadi Diakite (2017-19)	118
7.	Jason Clark (2002-05)	112
8.	Steve Castellan (1976-79)	108
	Assane Sene (2009-12)	108
10.	Darion Atkins (2012-15)	102

SEASON BLOCKS

No.	Name	Blocks
1.	Ralph Sampson (1979-80)	157
2.	Ralph Sampson (1980-81)	103
	Ralph Sampson (1982-83)	103
4.	Ralph Sampson (1981-82)	99
5.	Kris Hunter (1998-99)	88
6.	Mamadi Diakite (2018-19)	63
7.	Chris Alexander (1994-95)	54
8.	Chris Alexander (1995-96)	49
	Isaiah Wilkins (2017-18)	49
10.	Isaiah Wilkins (2016-17)	43

Class Records

Sr.	Ralph Sampson (1982-83)	103
Jr.	Ralph Sampson (1981-82)	99
So.	Ralph Sampson (1980-81)	103
Fr.	Ralph Sampson (1979-80)	157

SINGLE GAME BLOCKS

No.	Name	Blocks
1.	Ralph Sampson vs. Army (12-22-79)	12
2.	Ralph Sampson vs. Old Dominion (12-29-79)	10
3.	Ralph Sampson vs. Temple (12-5-79)	9
	Ralph Sampson vs. Lafayette (3-5-80)	9
	Ralph Sampson vs. Maryland (2-28-81)	9
6.	Ralph Sampson vs. Virginia Tech (1-14-80)	8
	Ralph Sampson vs. Fairfield (11-27-81)	8
	Ralph Sampson vs. Chaminade (12-19-81)	8
	Chris Alexander vs. Richmond (12-9-95)	8
	Jason Clark vs. VMI (1-24-02)	8

TURNOVERS

Career:	Sean Singletary (2005-08)	402
Season:	Sean Singletary (2007-08)	128
Game:	Billy Langloh vs. UNLV (12-29-73)	12

SINGLE-GAME RECORDS



MOST POINTS SCORED

No.	Opponent (Date)	Points
1.	George Mason (1-28-95)	128
2.	Johns Hopkins (11-26-82)	124
3.	BYU-Hawaii (12-21-81)	118
4.	Baldwin Wallace (12-11-71)	117
	Coastal Carolina (11-20-00)	117

MOST POINTS ALLOWED

No.	Opponent (Date)	Points
1.	Duke (2-11-65)	136
2.	Wake Forest (2-12-62)	116
3.	Duke (1-10-99)	115
4.	N.C. State (2-8-55)	114
5.	Maryland (3-3-02)	112

MOST COMBINED POINTS

No.	Opponent (Date)	Points
1.	George Mason (1-28-95)	226 (128-98)
	Georgetown (3-15-00) [3OT]	226 (111-115)
3.	Virginia Tech (1-25-89)	219 (113-106)

FEWEST POINTS SCORED

(MODERN ERA - SINCE 1938)

No.	Opponent (Date)	Points
1.	Navy (1-12-38)	14
2.	Richmond (1-10-42)	17
3.	Washington & Lee (1-14-38)	20
	Naval Training Station (1944)	20
5.	Maryland (1-28-39)	21
	Richmond (2-16-40)	21

FEWEST POINTS SCORED

(SHOT CLOCK ERA - SINCE 1986)

No.	Opponent (Date)	Points
1.	Connecticut (11-29-93)	36
2.	Wisconsin (12-4-13)	38
3.	Florida (3-18-17)	39
4.	North Carolina (2-18-17)	41
	Duke (3-5-98)	41
	Duke (1-27-11)	41

FEWEST POINTS ALLOWED

(MODERN ERA - SINCE 1938)

No.	Opponent (Date)	Points
1.	Bridgewater (12-7-39)	14
2.	Norfolk Apprentice (1943)	15
3.	Bridgewater (12-6-37)	16
	Virginia Tech (1-30-39)	16
	VMI (1944)	16

FEWEST POINTS ALLOWED

(SHOT CLOCK ERA - SINCE 1986)

No.	Opponent (Date)	Points
1.	Rutgers (11-29-14)	26
2.	Harvard (12-21-14)	27
3.	Georgia Tech (1-22-15)	28
4.	St. Francis Brooklyn (11-15-16)	32
5.	Grambling State (11-22-16)	34
	Wake Forest (2-25-15)	34
	UMBC (12-21-96)	34

BIGGEST WIN

(MODERN ERA - SINCE 1938)

No.	Opponent (Date)	Margin
1.	Johns Hopkins (11-26-82)	+64 (124-60)
2.	Bethune-Cookman (12-8-94)	+60 (109-49)
3.	Coppin State (11-16-18)	+57 (97-40)
4.	Grambling State (11-22-16)	+56 (90-34)
5.	Hampton (11-25-98)	+50 (116-56)
	Bucknell (12-28-00)	+50 (99-49)

BIGGEST LOSS

(MODERN ERA - SINCE 1938)

No.	Opponent (Date)	Margin
1.	Duke (2-11-65)	-64 (72-136)
2.	Wake Forest (2-12-62)	-49 (67-116)
	Cincinnati (12-3-62)	-49 (42-91)
4.	Oklahoma (12-23-87)	-48 (61-109)
5.	Duke (1-10-99)	-46 (69-115)
	Duke (2-11-99)	-46 (54-100)

HIGHEST FG PERCENTAGE

No.	Opponent (Date)	FG%
1.	Baltimore (12-22-80)	.691 (47-68)
2.	VCU (12-6-14)	.683 (28-41)
3.	James Madison (11-26-82)	.680 (51-75)
4.	Virginia Tech (1-2-85)	.676 (25-37)
5.	VCU (11-27-82)	.674 (31-46)

LOWEST FG PERCENTAGE

No.	Opponent (Date)	FG%
1.	Duke (3-4-54)	.209 (19-91)
2.	Connecticut (11-29-93)	.226 (12-53)
3.	Wake Forest (1-31-57)	.232 (13-56)
4.	Wisconsin (12-4-13)	.234 (11-47)
5.	Wake Forest (1-7-61)	.237 (18-76)

OPPONENT HIGHEST FG%

No.	Opponent (Date)	FG%
1.	North Carolina (1-7-78)	.767 (33-43)
2.	North Carolina (1-8-77)	.720 (36-50)
3.	San Jose State (12-21-79)	.717 (33-46)
4.	Duke (2-20-71)	.712 (42-59)
5.	William & Mary (12-1-65)	.679 (36-53)

OPPONENT LOWEST FG%

No.	Opponent (Date)	FG%
1.	Harvard (12-21-14)	.160 (8-50)
2.	Mississippi Valley State (12-8-12)	.190 (11-58)
3.	Wake Forest (2-25-15)	.218 (12-55)
4.	UNLV (1-3-94)	.224 (13-58)
5.	Liberty (11-18-05)	.226 (12-53)

HIGHEST FT PERCENTAGE

No.	Opponent (Date)	FT%
1.	Winthrop (11-15-11)	1.000 (19-19)
2.	South Carolina (1-8-65)	1.000 (16-16)
3.	Iowa (3-27-13)	1.000 (15-15)
4.	Georgia Tech (1-23-88)	1.000 (12-12)
	N.C. State (12-28-03)	1.000 (12-12)
6.	Louisville (2-23-19)	1.000 (10-10)
	Wake Forest (1-21-18)	1.000 (10-10)

MOST 3-POINTERS

No.	Opponent (Date)	3FG
1.	Syracuse (3-4-19)	18-25
	Gonzaga (1-3-07)	18-34
3.	Howard (1-4-11)	16-25
	Northwestern (11-27-07)	16-32
5.	Coppin State (11-16-18)	15-25
	Hampton (11-25-98)	15-29
	North Carolina (2-14-90)	15-32

OPPONENT 3-POINTERS

No.	Opponent (Date)	3FG
1.	Washington (11-22-10)	17-26
2.	Xavier (1-3-08)	16-26
	Clemson (2-7-08)	16-26
4.	Clemson (1-22-83)	15-23
	Georgia Tech (2-23-02)	15-25

MOST REBOUNDS

No.	Opponent (Date)	Rebs
1.	Washington & Lee (1-13-59)	70
2.	VMI (12-30-60)	68
	Pittsburgh (2-17-68)	68
	Johns Hopkins (1-26-72)	68
5.	Richmond (1-3-68)	67

MOST ASSISTS

No.	Opponent (Date)	Assists
1.	William & Mary (12-17-70)	33
2.	Old Dominion (12-9-92)	30
	George Mason (1-28-95)	30
4.	Washington & Lee (12-1-71)	29
	Wisconsin (12-27-74)	29
	Elon (11-28-98)	29

MOST STEALS

No.	Opponent (Date)	Steals
1.	Xavier (12-29-71)	22
2.	Johns Hopkins (11-30-79)	21
3.	VMI (12-5-81)	20
4.	Johns Hopkins (11-26-82)	18
	Dartmouth (12-30-00)	18

MOST BLOCKS

No.	Opponent (Date)	Blocks
1.	Army (12-22-79)	14
	Grambling (12-30-01)	14
3.	Maryland (2-2-94)	13
	VMI (1-24-02)	13
	George Washington (3-17-04)	13

MOST TURNOVERS

No.	Opponent (Date)	TOs
1.	Oklahoma (12-23-87)	33
2.	N.C. State (1-8-66)	31
	North Carolina (12-17-68)	31
	BYU-Hawaii (12-15-79)	31
5.	North Carolina (2-4-69)	30
	North Carolina (2-3-70)	30

FEWEST TURNOVERS

No.	Opponent (Date)	TOs
1.	Notre Dame (1-26-19)	2
	Maryland (11-26-18)	2
	Louisville (2-7-15)	2
4.	11 times, last vs. Louisville (3-9-19)	4



WINS

High: 2018-19 35
Low: 1929-30, 1960-61 3

LOSSES

High: 1960-61 23
Low: 1914-15 0

SCORING OFFENSE

High: 1954-55 89.8
Low: 1906-07 (overall) 21.9
2010-11 (shot clock era) 61.9

SCORING DEFENSE

High: 1967-68 86.6
Low: 1905-06 (overall) 18.9
2014-15 (shot clock era) 51.5

SCORING MARGIN

High: 1982-83 +16.9
Low: 1960-61 -15.3

FIELD GOAL %

High: 1982-83 .523
Low: 1953-54 .293

FIELD GOAL % DEFENSE

High: 1976-77 .496
Low: 2014-15 .367

3-POINT FG%

High: 2015-16 .403
Low: 1990-91 .297

FREE THROW %

High: 1978-79 .768
Low: 1967-68 .633

REBOUND MARGIN

High: 1968-69 +9.4
Low: 1998-99 -6.9

CONSECUTIVE WINS

28—March 5, 1980 to Feb. 16, 1981

CONSECUTIVE LOSSES

13—Jan. 9, 1960 to Feb. 25, 1960

ACC WINS IN A SEASON

17—2017-18 (17-1)

ACC LOSSES IN A SEASON

13—1959-60 (1-13); 1997-98 (3-13)

CONSECUTIVE ACC WINS

15—Feb. 25, 2017 to Feb. 7, 2018

CONSECUTIVE ACC LOSSES

16—Jan. 9, 1960 to Jan. 7, 1961

CONSECUTIVE HOME WINS

34—Feb. 6, 1980 to Jan. 15, 1983

CONSECUTIVE HOME LOSSES

9—Jan. 20, 1962 to Jan. 7, 1963

CONSECUTIVE ACC HOME WINS

21—Jan. 6, 2012 to Jan. 22, 2015

CONSECUTIVE ACC HOME LOSSES

17—Feb. 20, 1960 to Dec. 18, 1962

CONSECUTIVE ROAD WINS

13—March 19, 1980 to Feb. 22, 1981

CONSECUTIVE ROAD LOSSES

16—Feb. 13, 1932 to Jan. 15, 1935

CONSECUTIVE ACC ROAD WINS

10—Feb. 25, 2017 to Mar. 1, 2018

CONSECUTIVE ACC ROAD LOSSES

20—Jan. 6, 1955 to Jan. 1, 1958

CONSECUTIVE YEARS HOLDING OPPONENTS UNDER 50% FIELD GOAL SHOOTING

71—since 1948

LONGEST GAME

Three Overtimes—

vs. Duke (won 70-68), Feb. 25, 1958;
vs. Georgia Tech (lost 72-71), Jan. 23, 1984;
vs. Georgetown (lost 115-111), March 15, 2000



SINGLE GAME SCORING

No.	Name	Points
1.	Len Chappell, Wake Forest (2-12-62)	50
2.	Grady Wallace, South Carolina (2-15-57)	44
3.	Reggie King, Alabama (3-12-79)	43
	Bimbo Coles, Virginia Tech (1-25-89)	43
	Will Solomon, Clemson (1-15-00)	43
6.	Carsen Edwards, Purdue (3-30-19)	42
7.	Dave Robinson, Marshall (12-28-54)	41
	Len Chappell, Wake Forest (2-17-60)	41
	Dickie Walker, Wake Forest (1-15-70)	41
	Charlie Scott, North Carolina (3-5-70)	41
11.	Bill Yarborough, Clemson (12-17-54)	40
	Jerry West, West Virginia (1-13-60)	40
	Wil Robinson, West Virginia (2-9-72)	40
	Kevin Braswell, Georgetown (3-15-00)	40
	J.J. Redick, Duke (1-28-06)	40

SINGLE GAME REBOUNDS

No.	Name	Rebounds
1.	Bill Chambers, William & Mary (2-14-53) <small>NCAA record</small>	51
2.	Ronnie Shavlik, NC State (2-1-55)	28
	Bob Allen, Marshall (12-20-67)	28
4.	Tony Jackson, St. John's (12-20-58)	25
5.	Bill Ralph, VMI (2-18-57)	24
	Rodger Fauber, Washington & Lee (2-13-61)	24
	Len Chappell, Wake Forest (2-12-62)	24
8.	Billy Cunningham, North Carolina (2-20-63)	23
	Bill Jews, Johns Hopkins (1-26-72)	23
	Tim Duncan, Wake Forest (2-22-97)	23

SINGLE GAME OFFENSIVE REBOUNDS

No.	Name	Off. Rebounds
1.	Drew Henderson, Fairfield (2-13-91)	10
	Todd Fuller, NC State (1-6-96)	10
	Ryan Bowen, Iowa (3-13-97)	10
	Kenny Adeleke, Hartford (12-31-05)	10
5.	Richard Howell, NC State (1-28-12)	9
6.	Numerous times	8
Last:	Dwayne Collins, Miami (2-21-07)	8

SINGLE GAME ASSISTS

No.	Name	Assists
1.	Craig Neal, Georgia Tech (2-25-88)	17
2.	Jack Thompson, South Carolina (1-11-67)	13
	Keith Gatlin, Maryland (1-30-85)	13
	Tommy Amaker, Duke (12-7-85)	13
	Drew Barry, Georgia Tech (1-22-95)	13
	Curtis McCants, George Mason (1-28-95)	13
	Steve Francis, Maryland (2-6-99)	13
8.	Gary Melchionni, Duke (2-13-73)	12
	Fred Ross, Stetson (3-1-75)	12
	Sidney Lowe, NC State (1-12-83)	12

SINGLE GAME BLOCKS

No.	Name	Blocks
1.	Shawn Bradley, BYU (3-14-91)	10
2.	Shelden Williams, Duke (1-16-05)	9
3.	Wayne "Tree" Rollins, Clemson (1-25-75)	8
	Shelden Williams, Duke (1-28-06)	8
5.	Numerous times	7
Last:	Alvin Jones, Georgia Tech (2-9-00)	7

SINGLE GAME STEALS

No.	Name	Steals
1.	Justin Gainey, NC State (3-10-00)	9
2.	Alvin Robertson, Arkansas (3-18-84)	8
3.	Jerry Schellenberg, Wake Forest (1-8-75)	7
	Mookie Blaylock, Oklahoma (12-23-87)	7
	Marcus Woods, Coll. of Charleston (3-3-93)	7
	Johnny Rhodes, Maryland (2-1-96)	7
	Marcus Hatten, St. John's (3-24-03)	7
8.	Numerous times	6
Last:	Justin Holliday, Washington (11-22-10)	6

SINGLE GAME TURNOVERS

No.	Name	Turnovers
1.	Ronnie Nunn, George Washington (1-12-72)	14
2.	Robert Freedman, Johns Hopkins (1-26-72)	12
3.	Mickey Wiles, Maryland (1-30-69)	10
	George Spack, William & Mary (12-15-71)	10
	Tim Deardorff, Xavier (12-19-71)	10
	Gene Banks, Duke (1-31-81)	10
	Jason Rowe, Loyola (Md.) (12-8-99)	10
8.	Numerous times	9
Last:	John Gilchrist, Maryland (2-4-04)	9

SINGLE GAME FIELD GOALS

No.	Name	FGs
1.	Grady Wallace, South Carolina (2-15-57)	18
	Len Chappel, Wake Forest (2-12-62)	18
	Reggie King, Alabama (3-12-79)	18
4.	Dave Robinson, Marshall (12-28-54)	17
	Bimbo Coles, Virginia Tech (1-25-89)	17
6.	Numerous Times	16
Last:	David Thompson, NC State (3-8-74)	16

BEST 100% FG GAMES

No.	Name	FG-FGA
1.	Scott Williams, North Carolina (1-13-90)	12-12
2.	Donnie McGrath, Providence (2-2-05)	9-9
3.	George Ratkovich, USC (12-30-77)	7-7
4.	Numerous times	6-6
Last:	Patric Young, Florida (3-16-12)	6-6

SINGLE GAME FREE THROWS

No.	Name	FTs
1.	Dickie Hemrick, Wake Forest (12-11-54)	19
2.	Jay Handlan, Washington & Lee (2-24-50)	18
3.	Joe Holup, George Washington (1-21-54)	17
	Charlie Scott, North Carolina (3-5-70)	17
5.	Wil Robinson, West Virginia (2-9-72)	16
	Jared Dudley, Boston College (1-13-07)	16
7.	Art Heyman, Duke (2-13-63)	15
	Tyler Hansbrough, North Carolina (1-15-09)	15

BEST 100% FT GAMES

No.	Name	FT-FTA
1.	Jay Handlan, Washington & Lee (2-24-50)	18-18
2.	Darius Songaila, Wake Forest (3-2-00)	14-14
3.	Nik Caner-Medley, Maryland (3-5-06)	12-12
4.	Numerous times	11-11
Last:	J.J. Redick, Duke (1-15-03)	11-11

SINGLE GAME 3-POINTERS

No.	Name	3FGs
1.	Carsen Edwards, Purdue	10
2.	Donnie McGrath, Providence (2-2-05)	9
3.	Mark Price, Georgia Tech (3-12-83)	8
	Will Solomon, Clemson (1-15-00)	8
	J.J. Redick, Duke (1-28-06)	8
	K.C. Rivers, Clemson (2-7-08)	8
7.	Numerous times	7
Last:	John Grant, Savannah State (12-19-17)	

BEST 100% 3FG GAMES

No.	Name	3FG-3FGA
1.	Donnie McGrath, Providence (2-2-05)	9-9
2.	Marc Campbell, Clemson (2-23-83)	7-7
3.	Everick Sullivan, Louisville (2-17-90)	6-6
4.	Michael Tait, Clemson (1-31-87)	5-5
	Steve Hood, Maryland (1-20-88)	5-5
	Tony Dukes, USC Upstate (11-15-10)	5-5



YEAR-BY-YEAR TEAM STATS

2019-20 UVA MEN'S BASKETBALL

Year	Scoring Offense	Scoring Defense	Scoring Margin	FG% (UVA/Opp)	3FG% (UVA/Opp)	FT% (UVA/Opp)	Rebound Margin
2018-19	71.4	56.1	15.3	.474/.385	.395/.289	.744/.666	+5.1
2017-18	67.1	54.0	+13.1	.460/.380	.383/.310	.754/.732	+1.7
2016-17	66.1	56.5	+9.7	.460/.398	.385/.317	.709/.699	+2.9
2015-16	71.0	60.1	+10.9	.491 /.420	.403 /.347	.752 /.702	+3.8
2014-15	65.4	51.5	+13.9	.457/.367	.352/.308	.726/.646	+7.7
2013-14	66.2	55.7	+10.5	.454/.388	.369/.323	.673/.662	+6.1
2012-13	64.2	55.6	+8.7	.457/.388	.385/.312	.706/.700	+1.5
2011-12	62.5	54.2	+8.3	.457/.400	.330/.289	.722/.634	+2.6
2010-11	61.9	62.4	-0.5	.415/.437	.388 /.363	.690/.682	-2.3
2009-10	65.5	63.6	+1.9	.426/.436	.349/.352	.748/.639	+0.5
2008-09	70.0	72.5	-2.5	.417/.438	.316/.334	.740/.704	+1.4
2007-08	76.8	74.8	+2.0	.435/.449	.366/.367	.705/.665	+5.1
2006-07	77.0	70.8	+6.2	.437/.408	.364/.348	.742/.701	+4.5
2005-06	67.9	67.7	+0.2	.415/.435	.333/.327	.748/.649	+4.6
2004-05	72.8	76.0	-3.2	.429/.448	.330/.377	.689/.669	-2.0
2003-04	74.4	74.9	-0.5	.446/.427	.332/.348	.682/.680	-5.3
2002-03	73.9	74.6	-0.7	.451/.435	.372/.326	.658/.712	+2.6
2001-02	79.6	74.3	+5.3	.463/.442	.333/.340	.719/.715	+3.9
2000-01	85.0	74.8	+10.2	.455/.465	.369/.348	.736 /.682	+5.6
1999-00	81.5	75.4	+6.1	.451/.464	.327/.362	.678/.660	-2.3
1998-99	72.8	73.7	-0.9	.423/.446	.319/.330	.734 /.694	-6.9
1997-98	65.7	70.0	-4.3	.439/.428	.340/.356	.653/.700	+4.0
1996-97	67.7	65.0	+2.7	.427/.409	.362/.317	.674/.662	+1.5
1995-96	69.4	68.8	+0.6	.416/.394	.342/.305	.695/.689	+1.4
1994-95	77.4	66.8	+10.6	.444/.390	.362/.317	.719/.711	+5.0
1993-94	64.1	65.7	-1.6	.387/.394	.312/.318	.661/.708	+0.2
1992-93	74.2	69.3	+4.9	.441/.405	.334/.300	.653/.674	+4.0
1991-92	70.0	65.2	+4.8	.433/.424	.309/.309	.721/.690	+2.8
1990-91	74.3	68.5	+5.8	.455/.442	.297/.363	.721/.725	+2.4
1989-90	72.5	69.9	+2.6	.434/.455	.343/.364	.714/.707	+1.3
1988-89	81.9	78.0	+3.9	.460/.481	.350/.391	.722/.701	+4.9
1987-88	66.8	67.5	-0.7	.439/.448	.345/.397	.651/.729	+1.3
1986-87	74.2	68.4	+5.8	.496/.455	.331/.411	.738/.728	+4.9
1985-86	70.4	64.9	+5.5	.501/.459		.692/.680	+3.5
1984-85	61.2	59.6	+1.6	.499/.448		.715/.708	+3.2
1983-84	66.6	61.5	+5.1	.503/.470		.670/.704	+2.0
1982-83	81.9	65.0	+16.9	.523 /.417		.711/.683	+8.3
1981-82	70.2	57.2	+13.0	.527/.437		.680/.695	+6.1
1980-81	73.3	60.6	+12.7	.511/.433		.723/.687	+3.3
1979-80	71.1	63.7	+7.4	.500/.429		.739/.683	+3.8
1978-79	76.3	69.7	+6.6	.499/.475		.762 /.707	-0.5
1977-78	71.9	66.9	+5.0	.473/.461		.748/.681	+2.0
1976-77	65.6	67.3	-1.7	.452/.496		.697/.694	+4.3
1975-76	76.5	70.7	+5.8	.501/.457		.729/.698	+3.3
1974-75	68.4	70.0	-1.6	.456/.472		.725/.718	0.0
1973-74	77.3	80.0	-2.7	.459/.480		.701/.672	-2.9
1972-73	74.8	71.2	+3.6	.477/.455		.706/.702	-1.1
1971-72	81.8	70.7	+11.1	.452/.454		.702/.702	-0.8
1970-71	76.4	74.9	+1.5	.461/.447		.760/.703	-0.6
1969-70	69.8	73.0	-3.2	.434/.455		.711/.695	+2.4
1968-69	79.2	83.6	-4.4	.483/.473		.654/.705	+9.4
1967-68	79.9	86.6	-6.7	.463/.454		.633/.676	+5.1
1966-67	77.6	82.3	-4.7	.419/.474		.724/.734	-3.2
1965-66	73.5	77.7	-4.2	.432/.490		.665/.750	+1.6
1964-65	71.1	80.3	-9.2	.418/.445		.665/.728	-5.8
1963-64	64.8	69.7	-4.9	.440/.442		.663/.685	-1.5
1962-63	66.4	74.5	-8.1	.407/.491		.666/.660	-3.3
1961-62	70.2	83.1	-12.9	.362		.642	
1960-61	70.2	85.5	-15.3	.362		.654	
1959-60	67.3	75.6	-8.3	.393		.704	
1958-59	70.6	71.3	-0.7	.386		.710	
1957-58	70.5	72.2	-1.7	.395		.732	
1956-57	68.6	74.4	-5.8	.416		.679	
1955-56	73.8	78.9	-5.1	.407		.722	
1954-55	89.8	84.4	+5.4	.442		.728	
1953-54	79.6	74.6	+5.0	.293		.695	

• ACC leader in bold

STATISTICAL LEADERS



Year	Scoring Average	Total Points	Rebound Average	Total Rebounds	FG% (ACC min)	FG% (UVA min)
2018-19	Kyle Guy (15.4)	Kyle Guy (586)	Braxton Key (5.3)	Braxton Key (200)	De'Andre Hunter (.520)	Mamadi Diakite (.550)
2017-18	Kyle Guy (14.1)	Kyle Guy (481)	Isaiah Wilkins (6.2)	Isaiah Wilkins (212)	Kyle Guy (.415)	Mamadi Diakite (.577)
2016-17	London Perrantes (12.7)	London Perrantes (431)	Isaiah Wilkins (6.0)	Isaiah Wilkins (198)	---	Isaiah Wilkins (.556)
2015-16	Malcolm Brogdon (18.2)	Malcolm Brogdon (675)	Anthony Gill (6.1)	Anthony Gill (227)	Anthony Gill (.580)	Mike Tobey (.601)
2014-15	Malcolm Brogdon (14.0)	Malcolm Brogdon (476)	Anthony Gill (6.5)	Anthony Gill (220)	---	Anthony Gill (.582)
2013-14	Malcolm Brogdon (12.7)	Malcolm Brogdon (470)	Akil Mitchell (7.0)	Akil Mitchell (259)	---	Anthony Gill (.587)
2012-13	Joe Harris (16.3)	Joe Harris (570)	Akil Mitchell (8.9)	Akil Mitchell (312)	Akil Mitchell (.545)	Akil Mitchell (.545)
2011-12	Mike Scott (18.0)	Mike Scott (575)	Mike Scott (8.3)	Mike Scott (265)	Mike Scott (.563)	Mike Scott (.563)
2010-11	Mustapha Farrakhan (13.5)	Mustapha Farrakhan (418)	Assane Sene (5.5)	Assane Sene (171)	---	KT Harrell (.423)
2009-10	Sylvan Landesberg (17.3)	Sylvan Landesberg (466)	Mike Scott (7.2)	Mike Scott (201)	Mike Scott (.505)	Jerome Meyinsse (.580)
2008-09	Sylvan Landesberg (16.6)	Sylvan Landesberg (464)	Mike Scott (7.4)	Mike Scott (208)	Sylvan Landesberg (.436)	Mike Scott (.544)
2007-08	Sean Singletary (19.8)	Sean Singletary (653)	Adrian Joseph (5.7)	Adrian Joseph (189)	Sean Singletary (.426)	Mamadi Diane (.432)
2006-07	Sean Singletary (19.0)	Sean Singletary (609)	Jason Cain (6.3)	Jason Cain (202)	J.R. Reynolds (.429)	Jason Cain (.479)
2005-06	Sean Singletary (17.7)	Sean Singletary (512)	Jason Cain (7.6)	Jason Cain (229)	J.R. Reynolds (.407)	L. Mikalauskas (.568)
2004-05	Devin Smith (16.5)	Devin Smith (429)	Elton Brown (8.1)	Elton Brown (236)	Devin Smith (.448)	Elton Brown (.478)
2003-04	Elton Brown (14.8)	Elton Brown (460)	Elton Brown (6.3)	Elton Brown (195)	Elton Brown (.503)	Donte Minter (.560)
2002-03	Travis Watson (14.3)	Travis Watson (444)	Travis Watson (10.4)	Travis Watson (321)	Travis Watson (.520)	Travis Watson (.520)
2001-02	Roger Mason Jr. (18.6)	Roger Mason, Jr. (538)	Travis Watson (9.7)	Travis Watson (272)	Travis Watson (.525)	Travis Watson (.525)
2000-01	Roger Mason Jr. (15.7)	Roger Mason, Jr. (456)	Travis Watson (9.1)	Travis Watson (264)	Chris Williams (.503)	Adam Hall (.506)
1999-00	Chris Williams (15.5)	Chris Williams (479)	Travis Watson (8.3)	Travis Watson (258)	Chris Williams (.507)	Travis Watson (.535)
1998-99	Donald Hand (17.1)	Donald Hand (514)	Chris Williams (7.5)	Chris Williams (226)	Chris Williams (.512)	Chris Williams (.512)
1997-98	Norman Nolan (21.0)	Norman Nolan (630)	Norman Nolan (9.2)	Norman Nolan (276)	Norman Nolan (.524)	Norman Nolan (.524)
1996-97	Courtney Alexander (14.8)	Curtis Staples (432)	Norman Nolan (7.4)	Norman Nolan (228)	Courtney Alexander (.420)	Colin Ducharme (.557)
1995-96	Harold Deane (16.7)	Harold Deane (451)	Norman Nolan (7.0)	Norman Nolan (189)	Courtney Alexander (.487)	Courtney Alexander (.487)
1994-95	Junior Burrough (18.1)	Junior Burrough (615)	Junior Burrough (8.7)	Junior Burrough (295)	Junior Burrough (.501)	Junior Burrough (.501)
1993-94	Junior Burrough (15.0)	Junior Burrough (462)	Junior Burrough (7.0)	Junior Burrough (218)	Junior Burrough (.405)	Yuri Barnes (.427)
1992-93	Cory Alexander (18.8)	Cory Alexander (583)	Ted Jeffries (8.0)	Ted Jeffries (248)	Cory Alexander (.453)	Ted Jeffries (.516)
1991-92	Bryant Stith (20.7)	Bryant Stith (684)	Ted Jeffries (7.1)	Ted Jeffries (234)	Bryant Stith (.452)	Ted Jeffries (.500)
1990-91	Bryant Stith (19.8)	Bryant Stith (653)	Kenny Turner (7.4)	Kenny Turner (245)	Bryant Stith (.471)	Ted Jeffries (.474)
1989-90	Bryant Stith (20.8)	Bryant Stith (666)	Kenny Turner (7.0)	Kenny Turner (224)	Bryant Stith (.481)	Bryant Stith (.481)
1988-89	Richard Morgan (20.4)	Richard Morgan (673)	Brent Dabbs (7.3)	Brent Dabbs (240)	Bryant Stith (.548)	Curtis Williams (.568)
1987-88	John Johnson (15.6)	Mel Kennedy (442)	Bill Batts (6.4)	Bill Batts (198)	John Johnson (.440)	Bill Batts (.566)
1986-87	Andrew Kennedy (16.5)	Andrew Kennedy (512)	Andrew Kennedy (7.5)	Andrew Kennedy (232)	Andrew Kennedy (.567)	Andrew Kennedy (.567)
1985-86	Olden Polynice (16.1)	Olden Polynice (482)	Olden Polynice (8.0)	Olden Polynice (240)	Olden Polynice (.572)	Andrew Kennedy (.585)
1984-85	Olden Polynice (13.0)	Olden Polynice (416)	Olden Polynice (7.6)	Olden Polynice (243)	Olden Polynice (.603)	Olden Polynice (.603)
1983-84	Othell Wilson (13.8)	Othell Wilson (401)	Kenton Edelin (6.4)	Kenton Edelin (185)	Othell Wilson (.493)	Olden Polynice (.551)
1982-83	Ralph Sampson (19.0)	Ralph Sampson (626)	Ralph Sampson (11.7)	Ralph Sampson (386)	Ralph Sampson (.604)	Ralph Sampson (.604)
1981-82	Ralph Sampson (15.8)	Ralph Sampson (506)	Ralph Sampson (11.4)	Ralph Sampson (366)	Ralph Sampson (.561)	Jim Miller (.577)
1980-81	Jeff Lamp (18.2)	Jeff Lamp (600)	Ralph Sampson (11.5)	Ralph Sampson (378)	Ralph Sampson (.557)	Ralph Sampson (.557)
1979-80	Jeff Lamp (17.4)	Jeff Lamp (591)	Ralph Sampson (11.2)	Ralph Sampson (381)	Ralph Sampson (.547)	Ralph Sampson (.547)
1978-79	Jeff Lamp (22.9)	Jeff Lamp (641)	Steve Castellani (7.1)	Steve Castellani (207)	Lee Raker (.495)	Bobby Stokes (.586)
1977-78	Jeff Lamp (17.3)	Jeff Lamp (485)	Steve Castellani (7.9)	Steve Castellani (221)	Jeff Lamp (.408)	Mike Owens (.542)
1976-77	Billy Langloh (13.0)	Billy Langloh (352)	Steve Castellani (7.6)	Steve Castellani (219)	Billy Langloh (.473)	Bobby Stokes (.500)
1975-76	Wally Walker (22.1)	Wally Walker (664)	Wally Walker (6.8)	Wally Walker (203)	Wally Walker (.548)	Wally Walker (.548)
1974-75	Wally Walker (16.5)	Wally Walker (413)	Marc Iavaroni (7.9)	Marc Iavaroni (198)	Wally Walker (.479)	Marc Iavaroni (.493)
1973-74	Gus Gerald (20.8)	Gus Gerard (562)	Gus Gerard (10.2)	Gus Gerard (275)	Wally Walker (.493)	Wally Walker (.493)
1972-73	Barry Parkhill (16.8)	Barry Parkhill (419)	Gus Gerard (8.2)	Gus Gerard (206)	Wally Walker (.562)	Wally Walker (.562)
1971-72	Barry Parkhill (21.6)	Barry Parkhill (605)	Scott McCandlish (9.4)	Scott McCandlish (264)	Jim Hobgood (.479)	Jim Hobgood (.479)
1970-71	Barry Parkhill (15.9)	Barry Parkhill (413)	Scott McCandlish (9.9)	Scott McCandlish (258)	Bill Gerry (.510)	Bill Gerry (.510)
1969-70	Bill Gerry (17.7)	Bill Gerry (443)	Bill Gerry (11.1)	Bill Gerry (277)	Bill Gerry (.526)	Bill Gerry (.526)
1968-69	Mike Wilkes (15.7)	Mike Wilkes (377)	John Gidding (11.2)	John Gidding (268)	Mike Wilkes (.598)	Mike Wilkes (.598)
1967-68	Mike Katos (18.5)	Mike Katos (463)	Norm Carmichael (12.0)	Norm Carmichael (300)	Norm Carmichael (.570)	N. Carmichael (.570)
1966-67	Jim Connelly (20.0)	Jim Connelly (521)	Buddy Reams (8.5)	Buddy Reams (223)	Mike Katos (.440)	N. Carmichael (.510)
1965-66	Jim Connelly (20.5)	Jim Connelly (450)	John Naponick (6.5)	John Naponick (140)	Mike Katos (.436)	Jerry Sanders (.601)
1964-65	Jim Connelly (18.3)	Jim Connelly (455)	Mac Caldwell (7.8)	Mac Caldwell (155)	Mac Caldwell (.458)	Jerry Sanders (.485)
1963-64	Chip Conner (18.8)	Chip Conner (375)	Mac Caldwell (8.0)	Mac Caldwell (193)	Chip Conner (.463)	Kenny Goble (.566)
1962-63	Gene Engel (18.4)	Gene Engel (460)	Mac Caldwell (8.2)	Mac Caldwell (206)	Gene Engel (.484)	Gene Engel (.484)
1961-62	Tony Laquintano (20.4)	Tony Laquintano (470)	Chip Conner (9.2)	Chip Conner (212)	Chip Conner (.424)	Chip Conner (.424)
1960-61	Tony Laquintano (19.8)	Tony Laquintano (516)	Gene Engel (9.7)	Gene Engel (242)	Tony Laquintano (.343)	Gene Engel (.431)
1959-60	Paul Adkins (17.1)	Paul Adkins (411)	Bob Mortell (14.6)	Bob Mortell (350)	Paul Adkins (.377)	Bob Mortell (.469)
1958-59	Paul Adkins (16.0)	Paul Adkins (399)	Herb Busch (9.1)	Herb Busch (227)	Paul Adkins (.358)	Herb Busch (.441)
1957-58	Herb Busch (15.9)	Herb Busch (365)	Herb Busch (10.1)	Herb Busch (232)	Herb Busch (.483)	Herb Busch (.483)
1956-57	Bob Hardy (15.2)	Bob Hardy (380)	Jerry Cooper (7.0)	Jerry Cooper (168)	Jerry Cooper (.475)	Jerry Cooper (.475)
1955-56	Bob McCarty (23.1)	Bob McCarty (625)	Austin Pearre (7.3)	Austin Pearre (197)	Bob McCarty (.453)	Bob McCarty (.453)
1954-55	Buzzy Wilkinson (32.1)*	Buzzy Wilkinson (898)	Jerry Cooper (7.4)	Jerry Cooper (215)	Bob McCarty (.531)	Bob McCarty (.531)
1953-54	Buzzy Wilkinson (30.1)	Buzzy Wilkinson (814)	Charles Gamble (7.4)	Charles Gamble (192)	Bob McCarty (.441)	Austin Pearre (.468)
1952-53	Buzzy Wilkinson (22.7)	Buzzy Wilkinson (521)				
1951-52	Vic Mohl (17.5)	Vic Mohl (420)				
1950-51	Vic Mohl (16.8)	Vic Mohl (354)				
1949-50	Joe Noertker (20.1)	Joe Noertker (503)				
1948-49	Joe Noertker (19.2)	Joe Noertker (442)				
1947-48	Chuck Noe (14.0)	Chuck Noe (332)				
1946-47		Bill Pandak (213)				



STATISTICAL LEADERS

Year	FT % (ACC min)	FT% (UVA Min)	3FG% (ACC min)	3FG% (UVA min)	Assists	Steals	Blocks
2018-19	De'Andre Hunter (.783)	De'Andre Hunter (.783)	Kyle Guy (.426)	De'Andre Hunter (.438)	Ty Jerome (202)	Ty Jerome (57)	Mamadi Diakite (63)
2017-18	---	Devon Hall (.894)	Kyle Guy (.392)	Devon Hall (.432)	Ty Jerome (132)	Ty Jerome (55)	Isaiah Wilkins (49)
2016-17	---	London Perrantes (.813)	---	Kyle Guy (.495)	London Perrantes (128)	Isaiah Wilkins (33)	Isaiah Wilkins (43)
2015-16	Malcolm Brogdon (.897)	Malcolm Brogdon (.897)	London Perrantes (.488)	London Perrantes (.488)	London Perrantes (153)	London Perrantes (37)	Isaiah Wilkins (31)
2014-15	Malcolm Brogdon (.879)	Malcolm Brogdon (.879)	---	Justin Anderson (.452)	London Perrantes (148)	Anthony Gill (29)	Darion Atkins (36)
2013-14	Malcolm Brogdon (.875)	Malcolm Brogdon (.875)	---	London Perrantes (.437)	London Perrantes (140)	Malcolm Brogdon (44)	Mike Tobey (39)
2012-13	Joe Harris (.740)	Joe Harris (.740)	Joe Harris (.425)	Joe Harris (.425)	Jontel Evans (126)	Akil Mitchell (45)	Justin Anderson (42)
2011-12	Mike Scott (.808)	Mike Scott (.808)	---	Joe Harris (.380)	Jontel Evans (124)	Jontel Evans (50)	Darion Atkins (19)
2010-11	M. Farrakhan (.776)	M. Farrakhan (.776)	Joe Harris (.417)	Joe Harris (.417)	Jontel Evans (109)	Jontel Evans (40)	Assane Sene (39)
2009-10	Sylvan Landesberg (.810)	Sylvan Landesberg (.810)	---	Jeff Jones (.435)	Sammy Zeglinski (80)	Sammy Zeglinski (38)	Jerome Meyinsse (23)
2008-09	Sylvan Landesberg (.796)	Sylvan Landesberg (.796)	---	Jamil Tucker (.403)	Sammy Zeglinski (84)	Sammy Zeglinski (36)	Assane Sene (35)
2007-08	Sean Singletary (.851)	Sean Singletary (.851)	---	Mamadi Diane (.414)	Sean Singletary (202)	Sean Singletary (60)	Mamadi Diane (22)
2006-07	Sean Singletary (.872)	Sean Singletary (.872)	Sean Singletary (.389)	Sean Singletary (.389)	Sean Singletary (151)	Sean Singletary (38)	Tunji Soroye (26)
2005-06	Sean Singletary (.845)	Sean Singletary (.845)	J.R. Reynolds (.353)	J.R. Reynolds (.353)	Sean Singletary (121)	Sean Singletary (54)	Tunji Soroye (37)
2004-05	Elton Brown (.543)	J.R. Reynolds (.821)	Devin Smith (.354)	Devin Smith (.354)	Sean Singletary (113)	Sean Singletary (48)	Devin Smith (21)
2003-04	Elton Brown (.627)	Devin Smith (.800)	Todd Billet (.358)	J.R. Reynolds (.384)	Todd Billet (99)	Devin Smith (37)	Jason Clark (31)
2002-03	Travis Watson (.687)	Todd Billet (.860)	Todd Billet (.418)	Todd Billet (.418)	Todd Billet (108)	Travis Watson (46)	Travis Watson (40)
2001-02	Roger Mason Jr. (.881)	Roger Mason Jr. (.881)	Roger Mason Jr. (.367)	Roger Mason Jr. (.367)	Roger Mason, Jr. (119)	Chris Williams (49)	Jason Clark (39)
2000-01	Roger Mason Jr. (.884)	Roger Mason Jr. (.884)	Keith Friel (.428)	Roger Mason Jr. (.442)	Donald Hand (174)	Donald Hand (47)	Travis Watson (35)
1999-00	Donald Hand (.749)	Roger Mason Jr. (.818)	---	Keith Friel (.413)	Donald Hand (133)	Chris Williams (51)	Travis Watson (29)
1998-99	Donald Hand (.862)	Donald Hand (.862)	---	Adam Hall (.321)	Donald Hand (123)	Donald Hand (57)	Kris Hunter (88)
1997-98	Curtis Staples (.765)	Curtis Staples (.765)	Curtis Staples (.390)	Curtis Staples (.390)	Dersch/Hand (99)	Donald Hand (37)	Colin Ducharme (34)
1996-97	Harold Deane (.807)	Harold Deane (.807)	Co. Alexander (.444)	Co. Alexander (.444)	Harold Deane (136)	Harold Deane (48)	Colin Ducharme (41)
1995-96	Harold Deane (.808)	Harold Deane (.808)	Harold Deane (.344)	Harold Deane (.344)	Harold Deane (99)	Harold Deane (43)	Ch. Alexander (49)
1994-95	Harold Deane (.795)	Harold Deane (.795)	Curtis Staples (.422)	Curtis Staples (.422)	Harold Deane (147)	Harold Deane (46)	Ch. Alexander (54)
1993-94	Harold Deane (.706)	Harold Deane (.706)	Harold Deane (.331)	Jason Williford (.387)	Cornel Parker (120)	Harold Deane (42)	Ch. Alexander (39)
1992-93	Cory Alexander (.705)	Cory Alexander (.705)	Cory Alexander (.368)	Doug Smith (.374)	Co. Alexander (144)	Jason Williford (35)	Ted Jeffries (42)
1991-92	Bryant Stith (.815)	Bryant Stith (.815)	---	Bryant Stith (.368)	Co. Alexander (145)	Co. Alexander (41)	Ted Jeffries (24)
1990-91	Bryant Stith (.791)	Bryant Stith (.791)	---	John Crotty (.338)	John Crotty (169)	Bryant Stith (51)	Kenny Turner (23)
1989-90	Bryant Stith (.777)	Bryant Stith (.777)	John Crotty (.340)	Bryant Stith (.392)	John Crotty (214)	Bryant Stith (41)	Kenny Turner (16)
1988-89	Richard Morgan (.864)	Richard Morgan (.864)	Richard Morgan (.371)	Richard Morgan (.371)	John Crotty (208)	Richard Morgan (55)	R. Morgan/B. Batts (12)
1987-88	John Johnson (.725)	John Johnson (.725)	---	Richard Morgan (.340)	John Johnson (107)	Richard Morgan (37)	Bill Batts (28)
1986-87	John Johnson (.811)	John Johnson (.811)	---	---	John Johnson (194)	Richard Morgan (46)	John Dyslin (12)
1985-86	Olden Polynice (.637)	Olden Polynice (.637)	---	---	John Johnson (92)	Tom Calloway (28)	Olden Polynice (34)
1984-85	Olden Polynice (.599)	Tom Sheehey (.807)	---	---	Tim Mullen (82)	Tim Mullen (27)	Olden Polynice (35)
1983-84	---	Ricky Stokes (.793)	---	---	Othell Wilson (143)	Othell Wilson (69)	Kenton Edelin (21)
1982-83	Rick Carlisle (.837)	Rick Carlisle (.837)	Othell Wilson (.537)	Othell Wilson (.537)	Othell Wilson (152)	Othell Wilson (44)	Ralph Sampson (103)
1981-82	Ralph Sampson (.615)	Jim Miller (.747)	---	---	Jeff Jones (117)	Othell Wilson (61)	Ralph Sampson (99)
1980-81	Jeff Lamp (.865)	Jeff Lamp (.865)	---	---	Jeff Jones (145)	Jeff Jones (56)	Ralph Sampson (103)
1979-80	Jeff Lamp (.841)	Jeff Lamp (.841)	---	---	Jeff Jones (200)	Jeff Jones (50)	Ralph Sampson (157)
1978-79	Jeff Lamp (.846)	Jeff Lamp (.846)	---	---	Jeff Jones (136)	Bobby Stokes (42)	Steve Castellani (36)
1977-78	Jeff Lamp (.844)	Jeff Lamp (.844)	---	---	Tommy Hicks (67)	Bobby Stokes (35)	Steve Castellani (33)
1976-77	Bill Langloh (.660)	Mike Owens (.810)	---	---	Bobby Stokes (68)	Billy Langloh (42)	Steve Castellani (18)
1975-76	Bill Langloh (.778)	Dave Koesters (.800)	---	---	Billy Langloh (83)	Langloh/Stokes (38)	Otis Fulton (33)
1974-75	---	Wally Walker (.833)	---	---	Andy Boninti (72)	---	---
1973-74	Gus Gerard (.766)	Wally Walker (.829)	---	---	Billy Langloh (76)	---	---
1972-73	Barry Parkhill (.827)	Barry Parkhill (.827)	---	---	Barry Parkhill (124)	---	---
1971-72	Barry Parkhill (.765)	Barry Parkhill (.765)	---	---	Barry Parkhill (121)	---	---
1970-71	Barry Parkhill (.807)	Tim Rash (.852)	---	---	Barry Parkhill (124)	---	---
1969-70	Chip Case (.767)	Kevin Kennelly (.783)	---	---	Kevin Kennelly (69)	---	---
1968-69	Norm Carmichael (.717)	Norm Carmichael (.717)	---	---	Kevin Kennelly (90)	---	---
1967-68	Mike Katos (.740)	Mike Katos (.740)	---	---	Barry Koval (106)	---	---
1966-67	Case/Katos (.760)	Chip Case/Mike Katos (.760)	---	---	---	---	---
1965-66	Mike Katos (.805)	Mike Katos (.805)	---	---	---	---	---
1964-65	Mac Caldwell (.844)	Mac Caldwell (.844)	---	---	---	---	---
1963-64	Mac Caldwell (.784)	Mac Caldwell (.784)	---	---	---	---	---
1962-63	Gene Engel (.689)	Mac Caldwell (.730)	---	---	---	---	---
1961-62	Tony Laquintano (.746)	Tony Laquintano (.746)	---	---	---	---	---
1960-61	Tony Laquintano (.675)	John Hasbrouck (.744)	---	---	---	---	---
1959-60	Bob Mortell (.686)	Walter Densmore (.782)	---	---	---	---	---
1958-59	Paul Adkins (.792)	Paul Adkins (.792)	---	---	---	---	---
1957-58	Bill Metzger (.846)	Bill Metzger (.846)	---	---	---	---	---
1956-57	Bob Hardy (.722)	Bob Hardy (.722)	---	---	---	---	---
1955-56	Bob McCarty (.832)	Bob McCarty (.832)	---	---	---	---	---
1954-55	Cecil Underwood (.831)	Cecil Underwood (.831)	---	---	---	---	---
1953-54	Buzzy Wilkinson (.777)	Buzzy Wilkinson (.777)	---	---	---	---	---

• To qualify as a leader, a player must have played in at least 75% of the team's games that season
 • ACC leader in bold (*) denotes ACC single season record
 • FG% minimums: ACC-5 FGM/game, UVA-2.0 FGM/game

• FT% minimums: ACC-2.5 FTM/game, UVA-2.0 FTM/game
 • 3FG% minimums: ACC-2.0 3FGM/game (1.5 3FGM/game prior to 1997-98), UVA-1.0 3FGM/game
 • --- denotes no player met category minimum

CAREER STATISTICS



Player (Years)	GP-GS	Min-Avg	FG-FGA	Pct	3FG-FGA	Pct	FT-FTA	Pct	Off-Def	Tot-Avg	PF-FO	A	TO	Blk	Stl	Pts-Avg
Paul Adkins (1958-60)	23	--	440-1179	.373	--	--	270-354	.763	--	205-2.8	121	-	-	-	-	1150-16.0
Chris Alexander (1992-96)	105-59	1969-18.8	90-183	.492	0-0	.000	47-102	.461	163-222	385-3.7	221-6	39	69	148	34	227-2.2
Cory Alexander (1992-95)	85-85	2858-33.6	459-1075	.427	142-422	.336	226-324	.698	52-246	298-3.5	189-2	401	279	14	99	1286-15.1
Courtney Alexander (1996-97)	53-42	1459-27.5	289-640	.452	58-125	.464	123-161	.764	32-160	192-3.6	107-1	73	77	10	40	759-14.3
Damin Altizer (2007)	2-0	4-2.0	0-1	.000	0-0	.000	0-0	.000	0-1	1-0.5	0-0	1	1	0	0	0-0.0
Justin Anderson (2013-15)	98-45	2361-24.1	288-669	.430	97-272	.357	200-266	.752	75-266	341-3.5	137-1	180	125	84	60	873-8.9
Marco Anthony (2018-19)	35-0	222-6.3	18-55	.327	7-20	.350	9-15	.600	1-24	25-0.7	15-0	20	14	3	2	52-1.5
Fletcher Arritt (1963-64)	38	--	36-92	.391	--	--	37-48	.771	--	32-0.8	14-0	-	-	-	-	109-2.9
Darion Atkins (2012-15)	123-42	1857-15.1	236-465	.508	0-1	.000	73-130	.562	158-264	422-3.4	205-2	46	89	102	56	545-4.4
Francesco Badochi (2019)	11-0	28-2.5	2-4	.500	0-1	.000	1-2	.500	3-3	6-0.5	2-0	0	0	0	0	5-0.5
Tom Bagby (1970)	7	--	0-1	.000	--	--	2-3	.667	--	3-0.4	0-0	0	1	-	-	2-0.3
Brent Bair (1988-89)	40-15	350-8.8	17-50	.340	0-0	.000	16-21	.762	22-36	58-1.5	46-0	6	15	3	13	50-1.3
Calvin Baker (2008-10)	86-40	1939-22.5	215-551	.390	70-215	.326	95-126	.754	34-145	179-2.1	143-3	204	147	10	71	595-6.9
T.J. Bannister (2004-06)	76-21	1423-18.7	68-213	.319	8-42	.190	128-166	.771	24-88	112-1.5	177-5	238	144	1	56	272-3.6
Renny Barnes (1965)	13	--	3-8	.375	--	--	1-2	.500	--	12-0.9	8-0	-	-	-	-	7-0.5
Yuri Barnes (1992-95)	127-29	2170-17.1	243-539	.451	1-1	1.000	156-256	.609	204-332	536-4.2	242-2	26	133	61	38	643-5.1
Taylor Barnett (2013)	26-2	248-9.5	24-51	.471	19-44	.432	0-2	.000	1-16	17-0.7	15-0	19	12	1	1	67-2.6
Billy Baron (2011)	17-0	189-11.1	15-48	.313	12-38	.316	9-13	.692	0-12	12-0.7	11-0	13	8	0	6	51-3.0
Justice Bartley (2016-18)	28-0	61-2.2	6-16	.375	2-7	.286	1-4	.250	3-11	14-0.5	7-0	2	11	1	0	15-0.5
George Baskerville (1958)	8	--	1-5	.200	--	--	1-2	.500	--	1-0.1	2-0	-	-	-	-	3-0.4
Bill Batts (1987-89)	66-40	1295-19.6	151-264	.572	0-0	.000	77-130	.592	132-168	300-4.5	151-2	26	63	51	27	379-5.7
Todd Billet (2003-04)	63-60	2072-32.9	224-584	.384	156-398	.392	136-164	.829	36-116	152-2.4	115-2	207	139	5	42	740-11.7
Lance Blanks (1986-87)	38-1	248-6.5	27-57	.474	1-4	.250	8-19	.421	7-26	33-0.9	33-0	20	26	0	14	63-1.7
Matt Blundin (1988-91)	107-26	2129-19.9	137-300	.457	0-8	.000	114-198	.576	205-274	479-4.5	208-4	85	109	18	42	388-3.6
Mark Bogosh (1994)	2-0	3-1.5	0-0	.000	0-0	.000	0-0	.000	0-0	0-0.0	1-0	0	0	1	0	0-0.0
Andy Boninti (1973-75)	71	1248-17.6	138-331	.417	--	--	115-170	.676	--	134-1.9	98-3	134	145	-	-	391-5.5
Dan Bonner (1973-75)	68	1104-16.2	107-222	.482	--	--	70-97	.722	--	203-3.0	129-5	99	82	-	-	284-4.2
John Brandenburg (2009)	8-0	26-3.3	3-5	.600	0-0	.000	2-2	1.000	1-5	6-0.8	5-0	0	1	3	2	8-1.0
Tommy Briscoe (1975-78)	72-0	420-5.8	19-62	.306	--	--	15-28	.536	--	29-0.4	60-2	37	38	0	16	53-0.7
Malcolm Brogdon (2012-16)	136-109	4157-30.6	601-1399	.430	185-507	.365	422-482	.876	82-481	563-4.1	250-2	335	207	31	117	1809-13.3
Doug Browman (2010-13)	35-0	159-4.5	4-10	.400	3-9	.333	2-6	.333	2-20	22-0.6	21-0	18	13	0	4	13-0.4
Elton Brown (2002-05)	121-73	2697-22.3	520-1057	.492	23-83	.277	293-498	.588	242-418	660-5.5	283-3	95	217	40	39	1356-11.2
Andy Burns (2007-08)	21-0	40-1.9	3-9	.333	1-3	.333	3-10	.300	3-7	10-0.5	5-0	2	3	1	0	10-0.5
Junior Burrough (1992-95)	129-125	3939-30.5	759-1691	.449	13-46	.283	439-652	.673	362-567	929-7.2	339-8	112	279	96	111	1970-15.3
Herb Busch (1957-59)	58	--	290-639	.454	--	--	304-408	.745	--	556-9.6	161	-	-	-	-	884-15.2
John Butler (1957)	20	--	2-4	.500	--	--	2-3	.667	--	1-0.1	4-0	-	-	-	-	6-0.3
Derrick Byars (2003-04)	62-34	1297-20.9	159-349	.456	56-144	.389	60-90	.667	69-125	194-3.1	134-6	63	84	11	42	434-7.0
Jason Cain (2004-07)	111-60	1950-17.6	195-411	.474	2-15	.133	157-231	.680	191-337	528-4.8	251-8	52	141	61	49	549-4.9
Mac Caldwell (1963-65)	69	--	407-918	.443	--	--	199-252	.790	--	554-8.0	131-5	-	-	-	-	1013-14.7
Tom Calloway (1985-87)	52-42	1137-21.9	117-253	.462	0-0	.000	64-89	.719	--	118-2.3	117-3	74	90	3	44	298-5.7
Billy Campbell (2003-06)	49-2	265-5.4	22-55	.400	10-28	.357	8-15	.533	3-29	32-0.7	44-0	18	20	0	12	62-1.3
Rick Carlisle (1983-84)	67-66	1924-28.7	291-566	.514	8-12	.667	154-200	.770	--	193-2.9	120-1	193	97	8	35	744-11.1
Norm Carmichael (1967-69)	70	--	322-572	.563	--	--	171-245	.698	--	622-8.9	155-15	28	58	-	-	815-11.6
Dean Carpenter (1979-82)	46-3	251-5.5	25-62	.403	--	--	21-40	.525	--	58-1.3	41-1	7	19	2	10	71-1.5
Lamont Carr (1975-76)	35	391-11.2	39-97	.402	--	--	29-54	.537	--	89-2.5	53-0	21	35	0	3	107-3.1
Bob Cascella (1968)	4	--	0-3	.000	--	--	4-6	.667	--	2-0.5	-	-	-	-	-	4-1.0
Chip Case (1967-70)	68	--	375-885	.424	--	--	240-324	.741	--	276-4.1	191-12	92	144	-	-	990-14.6
Steve Castellani (1976-79)	116-53	3011-26.0	337-692	.487	--	--	207-293	.706	--	799-6.9	369-19	104	207	108	49	881-7.6
Jason Clark (2002-05)	91-47	1551-7.0	166-271	.613	0-0	.000	89-134	.664	152-165	317-3.5	213-6	41	78	112	67	421-4.6
Kihei Clark (2019)	38-20	1018-26.8	55-157	.350	29-85	.341	33-40	.825	16-73	89-2.3	52-0	97	39	0	28	172-4.5
Louis Collins (1981)	18-0	59-3.3	14-42	.333	--	--	2-7	.286	--	11-0.6	10-0	2	3	0	3	30-1.7
Jim Connelly (1965-67)	73	--	540-1282	.421	--	--	346-479	.722	--	428-5.9	238-13	-	-	-	-	1426-19.5
Chip Conner (1962-64)	68	--	456-1073	.425	--	--	245-380	.645	--	551-8.1	127-0	-	-	-	-	1157-17.0
Mark Cooke (1987-90)	51-3	210-4.1	26-67	.388	6-17	.353	16-29	.552	13-27	40-0.8	19-0	6	11	3	3	74-1.5
Jerry Cooper (1955-57)	80	--	343-738	.465	--	--	130-207	.628	--	558-7.0	229	-	-	-	-	816-10.2
Jeff Crackel (1966)	14	--	5-29	.172	--	--	12-15	.800	--	20-1.4	12-0	-	-	-	-	22-1.6
Bill Creason (1969)	13	--	1-5	.200	--	--	6-8	.750	--	2-0.2	5-0	5	3	-	-	8-0.6
Darren Cross (1980)	12-0	56-4.7	8-18	.444	--	--	8-11	.727	--	8-0.7	11-0	5	9	0	2	24-2.0
John Crotty (1988-91)	129-110	4174-32.4	527-1270	.415	179-517	.346	413-595	.694	82-245	327-2.5	287-7	683	347	17	129	1646-12.8
Mike Curtis (1995-98)	28-0	52-1.9	3-12	.250	2-6	.333	1-6	.167	2-6	8-0.3	13-0	2	7	0	1	9-0.3
Brent Dabbs (1989)	33-24	814-24.7	107-246	.435	2-12	.167	69-108	.639	79-161	240-7.3	70-1	30	65	6	6	285-8.6
Jeff Daniel (1986-90)	109-2	1256-11.5	47-128	.367	0-1	.000	57-94	.606	74-152	243-2.2	182-4	33	67	10	30	151-1.4
Bob Davis (1965)	11	--	38-118	.322	--	--	24-50	.480	--	45-4.1	35-2	-	-	-	-	100-9.1
Rex Davis (1959-60)	10	--	3-15	.200	--	--	3-6	.500	--	16-1.6	4-0	-	-	-	-	9-0.9
Harold Deane (1994-97)	122-116	4269-35.0	490-1322	.371	237-693	.342	546-699	.781	78-362	440-3.6	304-7	468	362	61	179	1763-14.5
Matt Deasey (2006)	6-0	6-1.0	0-1	.000	0-0	.000	0-0	.000	0-0	0-0.0	1-0	0	0	0	0	0-0.0
Walter Densmore (1959-61)	68	--	158-418	.378	--	--	118-167	.707	--	315-4.6	97	-	-	-	-	434-6.4



CAREER STATISTICS

2019-20 UVA MEN'S BASKETBALL

Player (Years)	GP-GS	Min-Avg	FG-FGA	Pct	3FG-FGA	Pct	FT-FTA	Pct	Off-Def	Tot-Avg	PF-FO	A	TO	Blk	Stl	Pts-Avg
Willie Dersch (1997-00)	118-69	2653-22.5	248-614	.404	72-259	.278	129-179	.721	78-199	277-2.3	212-3	204	160	26	83	697-5.9
Frank DeWitt (1970-72)	79	--	234-550	.425	--	--	177-257	.689	--	354-4.5	184-4	73	135	-	-	645-8.2
Mamadi Diakite (2017-19)	104-23	1810-17.4	246-442	.557	8-28	.286	85-124	.685	115-236	351-3.4	230-3	23	73	118	40	585-5.6
Mamadi Diane (2006-09)	119-77	2921-24.5	363-892	.407	130-380	.342	166-228	.728	142-276	418-3.5	211-3	122	164	56	83	1022-8.6
Stephane Dondon (2000-01)	56-10	781-13.9	68-176	.386	10-40	.250	75-102	.735	66-103	169-3.0	107-2	25	45	10	28	221-3.9
Jason Dowling (1999-02)	50-0	117-2.3	6-27	.222	2-12	.167	6-10	.600	3-12	15-0.3	12-0	5	12	3	3	20-0.4
Al Drummond (1972-74)	79	1314-16.6	180-366	.492	--	--	51-70	.729	--	138-1.7	140-0	93	84	-	-	411-5.2
Colin Ducharme (1997-2000)	91-48	1525-16.8	176-333	.529	0-1	.000	120-169	.710	149-194	343-3.8	218-8	54	118	88	24	472-5.2
John Dyslin (1985-87)	55-9	430-7.8	28-60	.467	0-0	.000	8-26	.308	--	89-1.6	75-2	5	30	22	6	64-1.2
Kenton Edelin (1982-84)	97-14	1710-17.6	126-201	.627	1-1	1.000	66-140	.471	--	444-4.6	277-13	74	98	62	51	319-3.3
Mike Eikenberry (1967-68)	21	--	21-48	.438	--	--	21-29	.724	--	44-2.1	1-0	-	-	-	-	63-3.0
John Eller (1962)	23	--	16-44	.364	--	--	13-27	.481	--	55-2.4	52	-	-	-	-	45-2.0
Percy Ellsworth (1995)	15-0	43-2.9	4-6	.667	0-0	.000	4-4	1.000	1-6	7-0.5	6-0	3	2	1	1	12-0.8
Gene Engel (1961-63)	73	--	389-877	.444	--	--	293-445	.658	--	612-8.4	122	-	-	-	-	1071-14.7
Bob Engle (1965)	4	--	1-4	.250	--	--	2-3	.667	--	6-1.5	2-0	-	-	-	-	4-1.0
John English (1968-69)	42	--	56-164	.341	--	--	38-59	.644	--	61-1.5	53-1	45	70	-	-	150-3.6
Jontel Evans (2010-13)	120-92	3096-25.8	247-594	.416	13-42	.310	88-158	.557	37-210	247-2.1	243-2	419	224	8	149	595-5.0
Louis Farina (1960)	18	--	14-56	.250	--	--	21-31	.677	--	35-1.9	-	-	-	-	-	49-2.7
Jim Farmer (1971)	5	--	3-6	.500	--	--	0-1	.000	--	1-0.2	5-0	1	3	-	-	6-1.2
Mustapha Farrakhan (2008-11)	103-39	1941-18.8	234-620	.377	89-267	.333	170-219	.776	30-141	171-1.7	119-2	135	144	19	43	727-7.1
Gene Flamm (1961-63)	70	--	68-217	.313	--	--	77-120	.642	--	220-3.1	141	-	-	-	-	213-3.0
Bernie Floriani (1989-91)	11-1	22-2.0	4-4	1.000	0-0	.000	4-4	1.000	0-2	2-0.2	2-0	3	2	1	0	12-1.1
Gary Forbes (2004-05)	60-21	1375-22.9	210-448	.449	36-125	.288	73-134	.545	82-159	241-4.0	145-6	71	110	47	48	511-8.5
Blair Ford (1990-91)	13-0	43-3.3	2-11	.182	1-9	.111	5-12	.417	2-3	5-0.4	3-0	6	2	0	3	10-0.8
Mike Forkin (2005-06)	15-0	29-1.9	2-5	.400	1-1	1.000	5-6	.833	2-3	5-0.3	3-0	1	1	0	0	10-0.7
Maleek Frazier (2014-15)	22-0	40-1.8	1-6	.167	0-1	.000	0-1	.000	0-6	6-0.3	4-0	2	6	1	1	2-0.1
Keith Friel (2000-01)	59-3	879-14.9	127-315	.403	107-254	.421	55-61	.902	7-49	56-0.9	82-0	32	25	4	21	416-7.1
Bill Fulton (1969)	22	--	29-68	.426	--	--	18-28	.643	--	45-2.0	19-0	6	15	-	-	76-3.5
Otis Fulton (1976-79)	77-0	1510-19.6	159-321	.495	--	--	67-97	.691	--	345-4.5	142-2	38	98	54	18	385-5.0
Terry Gates (1979-81)	96-15	1829-19.1	90-173	.520	--	--	107-172	.622	--	257-2.7	235-13	69	83	2	31	287-3.0
Todd Gates (1989)	2-0	1-0.5	0-2	.000	0-1	.000	0-1	.000	0-0	0-0.0	0-0	0	0	0	0	0-0.0
Gus Gerard (1973-74)	52	1557-29.9	388-819	.474	--	--	155-219	.708	--	481-9.3	183-11	69	139	-	-	931-17.9
Bill Gerry (1969-71)	75	--	322-619	.520	--	--	291-405	.719	--	598-8.0	190-5	72	171	-	-	935-12.5
Larry Gerry (1971-73)	31	--	11-34	.324	--	--	17-25	.680	--	14-0.5	16-0	4	10	-	-	39-1.3
John Gidding (1967-69)	45	--	157-293	.536	--	--	104-162	.642	--	331-7.4	92-9	42	74	-	-	418-9.3
Anthony Gill (2013-16)	108-73	2629-24.3	442-759	.582	2-3	.667	336-490	.686	231-364	595-5.5	236-3	73	122	57	64	1222-11.3
Bret Gladstone (2002)	6-0	16-2.7	2-4	.500	1-3	.333	5-5	1.000	0-0	0-0.0	5-0	3	2	0	0	10-1.7
Ken Goble (1963-65)	56	--	114-234	.487	--	--	58-84	.690	--	124-2.2	50-1	-	-	-	-	286-5.1
Spencer Graham (1973)	10	25-2.5	4-6	.667	--	--	1-4	.250	--	6-0.6	4-0	1	3	-	-	9-0.9
Bobby Graves (1992-94)	17-0	19-1.1	2-9	.222	0-2	.000	0-4	.000	5-0	5-0.3	3-0	0	1	0	0	4-0.2
Michael Greenberg (1963)	25	--	43-119	.361	--	--	28-35	.800	--	68-2.7	-	-	-	-	-	114-4.6
Trevon Gross Jr. (2017-18)	21-0	53-2.5	3-15	.200	1-9	.111	0-3	.000	4-5	9-0.4	6-0	5	5	0	3	7-0.3
Kyle Guy (2017-19)	106-77	3080-29.1	466-1075	.433	254-597	.425	137-170	.806	45-272	317-3.0	117-0	173	116	4	74	1323-12.5
Bob Gunderman (1955)	24	--	10-22	.455	--	--	13-34	.382	--	56-2.3	29	-	-	-	-	33-1.4
Adam Hall (1999-02)	108-88	2892-26.8	417-905	.461	89-298	.299	181-311	.582	238-286	524-4.9	314-14	148	235	19	157	1104-10.2
Devon Hall (2014-18)	128-89	3075-24.0	305-728	.419	115-296	.389	159-197	.807	44-363	407-3.2	183-3	264	115	20	73	884-6.9
Donald Hand (1998-01)	120-110	3637-30.3	443-1203	.368	156-517	.302	444-568	.782	74-316	390-3.3	379-18	529	385	5	179	1486-12.4
John Haner (1958-60)	63	--	272-674	.404	--	--	73-117	.624	--	209-3.3	84	-	-	-	-	617-9.8
Raleigh Harbour (1999)	13-1	52-4.0	3-7	.429	0-0	.000	3-6	.500	5-5	10-0.8	12-0	2	2	0	1	9-0.7
Bob Hardy (1956-57)	52	--	256-666	.394	--	--	209-294	.711	--	182-3.5	150	-	-	-	-	721-13.9
Josh Hare (1999-01)	55-2	454-8.3	32-68	.471	11-28	.393	15-27	.556	16-55	71-1.3	50-1	44	22	1	24	90-1.6
Jermaine Harper (2002-03)	56-5	862-15.4	91-219	.416	32-105	.305	61-81	.753	20-63	83-1.5	82-2	43	48	7	23	275-4.9
KT Harrell (2011-12)	42-20	897-21.4	108-269	.401	28-78	.359	57-87	.655	20-55	75-1.8	58-0	36	40	7	14	301-7.2
Greg Harrell-Edge (2003)	3-0	3-1.0	0-0	.000	0-0	.000	0-0	.000	0-0	0-0.0	0-0	0	0	0	1	0-0.0
Joe Harris (2011-14)	135-128	4084-30.3	568-1276	.445	263-646	.407	299-414	.722	116-393	509-3.8	307-6	254	213	48	116	1698-12.6
Will Harris (2007-08)	47-3	579-12.3	59-156	.378	13-45	.289	25-39	.641	53-88	141-3.0	60-0	16	43	9	9	156-3.3
Sam Harvey (1967)	13	--	11-36	.306	--	--	2-6	.333	--	6-0.5	6-0	-	-	-	-	24-1.8
John Hasbrouck (1961-62)	39	--	137-382	.359	--	--	67-92	.728	--	51-1.3	70	-	-	-	-	341-8.7
Chris Havlicek (1991-94)	71-3	346-4.9	20-74	.270	2-29	.069	15-22	.682	12-21	33-0.5	30-0	22	26	1	5	57-0.8
Tommy Hicks (1978-79)	44-19	616-14.0	30-80	.375	--	--	40-59	.678	--	39-0.9	64-1	112	108	0	34	100-2.3
Bob Hickson (1957)	15	--	1-1	1.000	--	--	0-0	.000	0-0	0-0.0	1	-	-	-	-	2-0.1
John Hill (1969-71)	42	--	28-96	.292	--	--	24-39	.615	--	26-0.6	48-0	21	30	-	-	80-1.9
Dale Hilsmer (1965-66)	14	--	20-59	.339	--	--	24-31	.774	--	41-2.9	12-0	-	-	-	-	64-4.6
Jim Hobgood (1971-73)	78	--	311-649	.479	--	--	117-159	.736	--	340-4.4	128-0	81	99	-	-	739-9.5
Jay Huff (2018-19)	46-0	424-9.2	75-121	.620	16-38	.421	25-38	.658	25-71	96-2.1	64-1	12	21	39	9	191-4.2
De'Andre Hunter (2018-19)	71-38	1891-26.6	309-607	.509	67-160	.419	197-255	.773	90-220	310-4.4	136-4	111	83	25	41	882-12.4
Kris Hunter (1997-99)	69-21	1145-16.6	85-208	.409	0-0	.000	58-98	.592	101-143	244-3.5	85-2	29	44	126	14	228-3.3

CAREER STATISTICS



2019-20 UVA MEN'S BASKETBALL

Player (Years)	GP-GS	Min-Avg	FG-FGA	Pct	3FG-FGA	Pct	FT-FTA	Pct	Off-Def	Tot-Avg	PF-FO	A	TO	Blk	Stl	Pts-Avg
Marc Iavaroni (1975-78)	110	3267-29.7	458-934	.490	--	--	328-481	.682	--	718-6.5	361-30	107	296	37	50	1244-11.3
Bill Jackey (1960)	9	--	3-8	.375	--	--	2-4	.500	--	4-0.4	-	-	-	-	-	8-0.9
Steve Jarvis (1961-63)	43	--	38-125	.304	--	--	21-35	.600	--	60-1.4	18	-	-	-	-	97-2.3
Garland Jefferson (1977-80)	96-10	948-9.9	159-344	.462	--	--	77-93	.828	--	155-1.6	97-1	36	51	7	22	395-4.1
Ted Jeffries (1990-93)	129-127	3547-27.5	331-677	.489	1-3	.333	158-256	.617	221-566	787-6.1	330-10	150	184	82	64	821-6.4
Keith Jenifer (2002-03)	48-29	1220-25.4	77-216	.356	12-44	.273	56-96	.583	21-104	125-2.6	144-5	184	112	4	44	222-4.6
Ty Jerome (2017-19)	105-75	2775-26.4	363-835	.435	166-424	.392	119-151	.788	29-288	317-3.0	202-1	384	145	4	127	1011-9.6
Paul Jespersion (2012-13)	56-33	1120-20.0	69-201	.343	47-139	.338	11-14	.786	7-88	95-1.7	74-0	35	42	17	21	196-3.5
Charlie Johnson (1967)	2	--	0-1	.000	--	--	0-0	.000	--	0-0.0	1-0	-	-	-	-	0-0.0
Derrick Johnson (1991-92)	30-1	216-7.2	14-36	.389	1-11	.091	4-7	.571	8-7	15-0.5	21-0	24	21	1	14	33-1.1
James Johnson (2012)	6-0	37-6.2	0-3	.000	0-0	.000	9-16	.563	2-6	8-1.3	8-0	2	3	0	0	9-1.5
John Johnson (1985-88)	108-66	2915-27.0	360-799	.451	28-73	.384	247-328	.753	--	209-1.9	139-2	426	218	6	75	995-9.2
Kenny Johnson (1982-85)	56-2	379-6.8	35-102	.343	0-0	.000	24-46	.522	--	23-0.4	39-0	33	34	0	14	94-1.7
Nigel Johnson (2018)	31-1	512-16.5	56-145	.386	16-49	.327	23-38	.605	2-47	49-1.6	17-0	50	24	1	23	151-4.9
Scott Johnson (1996)	19-1	272-14.3	25-59	.424	5-17	.294	14-19	.737	30-25	55-2.9	38-1	7	15	5	1	69-3.6
Tom Johnson (1964)	4	--	0-5	.000	--	--	0-0	.000	--	0-0.0	1-0	-	-	-	-	0-0.0
Jeff Jones (1979-82)	129-110	3939-30.5	324-621	.522	--	--	202-272	.743	--	301-2.3	266-6	598	280	12	189	850-6.6
Jeff Jones (2008-10)	90-41	1554-17.3	186-491	.379	83-236	.352	100-130	.769	28-120	148-1.6	94-0	54	68	9	38	555-6.2
Jeff Jones (2014-17)	35-0	70-2.0	4-14	.286	1-7	.143	1-3	.333	4-8	12-0.3	10-0	1	5	1	2	10-0.3
Teven Jones (2012-14)	59-9	530-9.0	31-96	.323	11-37	.297	28-43	.651	3-23	26-0.4	61-0	42	28	2	18	101-1.7
Tom Jonke (2010)	6-0	12-2.0	0-1	.000	0-1	.000	0-0	.000	0-2	2-0.3	0-0	0	2	0	1	0-0.0
Adrian Joseph (2005-08)	117-60	2673-22.8	346-826	.419	158-452	.350	81-109	.743	127-332	459-3.9	149-1	83	124	41	53	931-8.0
Charles Joseph (1959)	4	--	0-0	.000	--	--	0-0	.000	--	0-0.0	2	-	-	-	-	0-0.0
Tom Joyce (1968)	12	--	10-36	.278	--	--	1-11	.091	--	10-0.8	-	-	-	-	-	21-1.8
Mike Katos (1966-68)	72	--	458-1048	.437	--	--	262-345	.759	--	511-7.1	140-6	-	-	-	-	1178-16.4
Dirk Katstra (1988-91)	67-2	368-5.5	33-101	.327	14-56	.250	11-25	.440	14-33	47-0.7	47-0	23	27	3	6	91-1.4
Austin Katstra (2018-19)	21-0	48-2.3	8-17	.471	3-12	.250	1-2	.500	1-10	11-0.5	5-0	3	2	1	1	20-1.0
Richard Katstra (1962-64)	56	--	122-311	.392	--	--	81-143	.566	--	276-4.9	129-6	-	-	-	-	325-5.8
Andrew Kennedy (1986-87)	61-54	1893-31.0	301-525	.573	0-1	.000	187-251	.745	--	389-6.4	157-3	50	87	20	57	789-12.9
Mel Kennedy (1985-88)	115-77	3386-29.4	571-1159	.493	40-107	.374	233-311	.749	--	535-4.7	280-7	149	193	35	55	1415-12.3
Kevin Kennelly (1969-71)	55	--	88-244	.361	--	--	98-123	.797	--	105-1.9	88-2	166	165	-	-	274-5.0
Braxton Key (2019)	38-6	753-19.8	74-171	.433	18-59	.305	49-67	.731	50-150	200-5.3	66-0	38	28	21	36	215-5.7
Tony Kinn (1968-69)	50	--	326-768	.424	--	--	94-136	.691	--	120-2.4	25-0	40	46	-	-	746-14.9
Terry Kirby (1990-91)	29-0	227-7.8	34-82	.415	9-32	.281	5-14	.357	13-17	30-1.0	30-1	12	19	2	17	82-2.8
Caid Kirven (2013-16)	43-0	77-1.8	5-13	.385	1-3	.333	0-0	.000	4-8	12-0.3	5-0	0	6	0	0	11-0.3
Jeff Klein (1978-81)	59-3	445-7.5	36-83	.434	--	--	34-48	.708	--	59-1.0	49-0	41	34	3	24	106-1.8
Thomas Kody (2010)	4-0	8-2.0	0-2	.000	0-0	.000	0-0	.000	1-0	1-0.3	1-0	1	1	0	1	0-0.0
Dave Koesters (1975-78)	107-2	2208-20.6	254-605	.420	--	--	166-214	.776	--	160-1.5	245-11	137	173	2	60	674-6.3
Barry Koval (1967-68)	34	--	28-78	.359	--	--	44-64	.688	--	55-1.6	-	-	-	-	-	100-2.9
Ward Lambert (1958-59)	4	--	0-1	.000	--	--	2-4	.500	--	2-0.5	3-0	-	-	-	-	2-0.5
Jay Lambiotte (1962-64)	57	--	100-237	.422	--	--	63-93	.677	--	143-2.5	91-1	-	-	-	-	263-4.6
Ken Lambiotte (1983-84)	25-0	183-7.3	30-55	.545	0-6	.000	17-25	.680	--	29-1.2	15-0	12	17	2	3	77-3.1
Jeff Lamp (1978-81)	123-122	4231-34.4	841-1710	.492	--	--	635-748	.849	--	515-4.2	256-6	250	350	12	109	2317-18.8
Sylen Landesberg (2009-10)	55-54	1825-33.2	316-719	.439	39-111	.351	259-323	.802	84-217	301-5.5	106-3	155	138	11	49	930-16.9
Billy Langloh (194-77)	108	3078-28.5	470-1009	.466	--	--	300-417	.719	--	315-2.9	269-16	286	298	8	80	1240-11.5
Tony Laquintano (1960-62)	73	--	493-1413	.349	--	--	277-393	.705	--	249-3.4	128	-	-	-	-	1263-17.3
Lewis Lattimore (1980-81)	54-2	342-6.3	43-94	.457	--	--	35-63	.556	--	93-1.7	74-1	4	26	5	4	121-2.2
Gary Laws (1967-68)	43	--	47-93	.505	--	--	25-46	.543	--	61-1.4	20-0	-	-	-	-	119-2.8
Cade Lemcke (1999-00)	36-0	144-4.0	13-28	.464	8-19	.421	3-5	.600	5-9	14-0.4	16-0	6	8	1	2	37-1.0
Jack Lettice (1966)	15	--	14-47	.298	--	--	5-8	.625	--	28-1.9	31-1	-	-	-	-	33-2.2
Brandon Lloyd (1999)	8-0	12-1.5	1-1	1.000	0-0	.000	3-4	.750	0-2	2-0.2	1-0	1	0	1	0	5-0.6
Robert Lodge (2003-04)	8-0	9-1.1	0-1	.000	0-1	.000	2-2	1.000	0-3	3-0.4	1-0	1	0	0	0	2-0.3
Greg Lyons (1998-01)	27-0	45-1.7	11-24	.458	10-22	.455	4-4	1.000	1-2	3-0.1	1-0	5	4	0	3	36-1.3
Pete MacBeth (1979)	7	21-3.0	2-5	.400	--	--	1-5	.200	--	4-0.6	6-0	0	5	0	0	5-0.7
Majestic Mapp (2000-04)	73-4	1065-14.6	79-264	.299	32-120	.267	57-95	.600	16-54	70-1.0	39-0	120	96	1	31	247-3.4
Monte Marcaccini (1997-98)	52-8	637-12.43	32-101	.317	15-57	.263	17-37	.459	44-91	135-2.6	74-1	37	39	6	14	96-1.8
Marcus Martin (1999)	9-0	14-1.6	1-8	.125	0-1	.000	1-2	.500	0-2	2-0.2	1-0	1	1	3	1	3-0.3
Tim Martin (1985-88)	40-2	286-7.2	32-71	.451	0-0	.000	14-23	.609	31-30	71-1.8	28-0	10	18	5	8	78-2.0
Roger Mason, Jr. (2000-02)	89-68	2634-29.6	388-889	.436	137-365	.375	318-366	.869	66-203	269-3.0	209-4	230	195	33	90	1231-13.8
J.C. Mathis (2001-02)	57-20	814-14.3	92-212	.434	3-8	.375	49-100	.490	81-94	175-3.1	104-1	31	68	26	11	236-4.1
Craig McAndrew (1997-98)	26-0	218-8.4	2-15	.133	0-0	.000	5-14	.357	10-22	32-1.2	48-1	13	16	1	2	9-0.3
Scott McCandlish (1970-72)	79	--	400-892	.448	--	--	226-330	.685	--	761-9.6	247-15	99	114	-	-	1026-13.0
Bob McCarty (1954-56)	83	--	643-1353	.475	--	--	339-446	.760	--	511-6.2	186	-	-	-	-	1625-19.6
Bob McCurdy (1972)	20	--	31-52	.596	--	--	22-30	.733	--	44-2.2	39-0	3	23	-	-	84-4.2
Bob McCormick (2007)	3-0	6-2.0	0-0	.000	0-0	.000	2-4	.500	1-0	1-0.3	0-0	0	0	0	0	2-0.7
Taylor McGowan (1991)	1-0	2-2.0	0-1	.000	0-0	.000	0-0	.000	0-0	0-0.0	0-0	0	0	0	0	0-0.0
Player (Years)	GP-GS	Min-Avg	FG-FGA	Pct	3FG-FGA	Pct	FT-FTA	Pct	Off-Def	Tot-Avg	PF-FO	A	TO	Blk	Stl	Pts-Avg



CAREER STATISTICS

Bob McKeag (1972-74)	74	1113-15.0	185-395	.468	--	--	78-122	.639	--	271-3.7	157-3	98	120	-	-	448-6.1
Jay McKenzie (1959)	10	--	55-153	.359	--	--	43-57	.754	--	26-2.6	25	-	-	-	-	153-15.3
Pete McLaughlin (1995-98)	23-4	109-4.7	2-9	.222	2-8	.250	3-5	.600	1-8	9-0.4	7-0	10	13	0	0	9-0.4
Dan Merrifield (1982-85)	114-21	1313-11.5	125-276	.453	0-2	.000	61-102	.598	--	213-1.9	186-5	72	96	3	27	311-2.7
Rob Metcalf (1991)	13-0	29-2.2	1-3	.333	1-3	.333	2-6	.333	0-5	5-0.4	3-0	0	0	0	0	5-0.4
Chase Metheney (1996-98)	67-15	624-9.3	55-98	.561	0-0	.000	36-50	.720	62-109	171-2.6	126-2	19	61	67	13	146-2.2
Bill Metzger (1957-59)	73	--	221-568	.389	--	--	199-270	.737	--	430-5.9	201	-	-	-	-	641-8.8
Wayne Metzger (1965)	7	--	5-13	.385	--	--	1-2	.500	--	3-0.4	4-0	-	-	-	-	11-1.6
Bernie Meyer (1963-65)	60	--	119-322	.370	--	--	69-109	.633	--	125-2.1	139-10	-	-	-	-	307-5.1
Jerome Meyinsse (2007-10)	89-24	1127-12.7	104-183	.568	0-0	.000	91-134	.679	79-144	223-2.5	149-1	15	36	35	16	299-3.4
Bruce Michelson (1958-60)	23	--	14-38	.368	--	--	13-19	.684	--	25-1.1	12	-	-	-	-	41-1.8
Laurynas Mikalauskas (2006-08)	80-25	1431-17.9	173-294	.588	0-1	.000	92-157	.586	132-134	266-3.3	183-5	25	68	18	17	438-5.5
Bill Miller (1955-57)	70	--	343-1029	.333	--	--	263-363	.725	--	300-4.3	195	-	-	-	-	949-13.6
Chip Miller (1970-72)	74	--	121-279	.434	--	--	49-65	.754	--	118-1.6	99-3	80	82	-	-	291-3.9
Jim Miller (1982-85)	132-58	3142-23.8	474-950	.499	1-2	.500	269-365	.737	--	474-3.6	309-8	92	201	25	47	1218-9.2
Ron Miller (1960-62)	66	--	153-410	.373	--	--	103-172	.599	--	246-3.7	125	-	-	-	-	409-6.2
Donte Minter (2004-05)	49-3	439-9.0	78-143	.545	0-0	.000	40-55	.727	30-59	89-1.8	53-1	7	26	23	20	196-4.0
Akil Mitchell (2011-14)	133-87	3164-23.8	361-695	.519	1-11	.091	189-331	.571	227-571	798-6.0	266-2	147	155	51	113	912-6.9
Angus Mitchell (2012)	4-0	6-1.5	0-0	.000	0-0	.000	0-0	.000	0-0	0-0.0	0-0	0	0	1	0	0-0.0
Rock Mitchell (1993)	10-0	10-1.0	0-5	.000	0-1	.000	1-2	.500	1-2	3-0.3	0-0	1	1	0	0	1-0.1
Kevin Moore (1976)	2-0	31-15.5	4-11	.364	--	--	2-3	.667	--	4-2.0	3-0	0	0	0	3	10-5.0
Joe Morahan (1969-70)	7	--	0-1	.000	--	--	0-0	.000	--	3-0.4	3-0	1	2	0	0	0-0.0
Richard Morgan (1986-89)	124-91	3286-26.5	605-1410	.429	132-375	.352	198-247	.802	82-259	396-3.2	209-0	279	195	19	160	1540-12.4
Ray Morningstar (1974-75)	8	22-2.8	2-6	.333	--	--	2-5	.400	--	10-1.7	2-0	0	5	-	-	6-0.8
Steve Morris (1972-74)	79	--	94-215	.437	--	--	69-97	.711	--	52-0.7	137-2	95	99	-	-	257-3.3
Bob Mortell (1958-60)	72	--	177-439	.403	--	--	167-258	.647	--	600-8.3	103	-	-	-	-	521-7.2
Tim Mullen (1982-85)	127-100	2553-20.1	324-677	.479	13-35	.371	166-210	.790	--	227-1.8	237-4	173	167	13	75	827-6.5
Hank Nacey (2004-05)	7-0	7-1.0	1-3	.333	0-0	.000	0-2	.000	2-2	4-0.6	2-0	0	0	0	1	2-0.3
Joihn Naponick (1966-67)	44	--	116-273	.425	--	--	50-83	.602	--	268-6.1	111-1	-	-	-	-	282-6.4
William Napper (1977)	21	396-18.9	61-147	.415	--	--	6-12	.500	--	22-1.0	48-2	19	53	3	12	128-6.1
Wistar Nelligan (1956-58)	67	--	60-165	.364	--	--	109-169	.645	--	155-2.3	101	-	-	-	-	229-3.4
Doug Newburg (1980-83)	67-1	301-4.5	21-66	.318	3-4	.750	30-56	.536	--	39-0.6	42-1	35	41	2	16	75-1.1
Mark Newlen (1974-77)	68	604-8.9	69-133	.519	--	--	74-95	.779	--	96-1.4	61-0	39	50	2	21	212-3.1
Austin Nichols (2017)	1-0	16-16.0	4-7	.571	0-1	.000	3-3	1.000	0-3	3-3.0	3-0	0	0	0	0	11-11.0
Matt Nichols (1989)	2-0	1-0.5	0-0	.000	0-0	.000	0-0	.000	0-0	0-0.0	0-0	0	0	0	0	0-0.0
Jayden Nixon (2019)	14-0	43-3.1	3-10	.300	0-3	.000	2-4	.500	3-5	8-0.6	10-0	1	4	2	2	8-0.6
David Noel (2007)	2-0	1-0.5	0-1	.000	0-1	.000	0-0	.000	0-1	1-0.5	0-0	0	0	0	0	0-0.0
Norman Nolan (1995-98)	121-82	3007-24.9	544-1116	.487	0-3	.000	233-390	.597	305-460	765-6.3	284-4	79	215	46	43	1321-10.9
Evan Nolte (2013-16)	134-20	1880-14.0	149-382	.390	92-274	.336	61-85	.718	43-145	188-1.4	177-2	79	56	30	61	451-3.4
Mike O'Brien (1957-58)	13	--	4-6	.667	--	--	0-1	.000	--	5-0.4	2-0	-	-	-	-	8-0.6
Anthony Oliver (1989-92)	121-80	2421-20.0	367-845	.434	24-70	.343	100-144	.694	82-202	284-2.3	258-8	140	143	15	113	858-7.1
Mike Owens (1977-80)	108-61	2720-25.2	369-740	.499	--	--	180-244	.738	--	480-4.4	258-10	92	129	15	59	918-8.5
Cornel Parker (1991-94)	126-78	3343-26.5	298-747	.399	56-208	.269	221-342	.646	236-330	566-4.5	316-11	313	245	54	92	638-5.1
Barry Parkhill (1971-73)	79	--	549-1284	.428	--	--	339-426	.796	--	323-4.1	266-13	369	272	-	-	1437-18.2
Austin Pearre (1954-56)	73	--	144-319	.451	--	--	158-228	.693	--	451-6.2	202	-	-	-	-	446-6.1
London Perrantes (2014-17)	138-134	4425-32.1	397-981	.405	211-516	.409	220-271	.812	40-332	372-2.7	182-0	569	211	16	120	1225-8.9
Joe Perry (1977)	1-0	6-6.0	3-3	1.000	--	--	0-2	.000	--	2-2.0	0-0	0	1	1	0	6-6.0
Ryan Pettinella (2007-08)	53-27	641-12.1	62-97	.639	0-0	.000	18-72	.250	69-70	139-2.6	127-2	6	28	6	6	142-2.7
Olden Polynice (1984-86)	95-84	3035-31.9	442-765	.578	--	--	267-436	.612	--	667-7.0	223-4	52	220	86	25	1151-12.1
Mike Powell (1994)	19-0	102-5.4	8-34	.235	0-7	.000	14-18	.778	2-11	13-0.7	24-1	10	21	1	6	30-1.6
Darryl Presley (1996)	10-0	47- 4.7	2-13	.154	0-1	.000	2-4	.500	8-9	17-1.7	11-0	2	5	1	0	6-0.6
Ron Price (1988)	9-0	19-2.1	1-6	.167	0-3	.000	4-5	.800	1-0	1-0.1	4-0	0	2	0	2	6-0.7
John Quinn (1967)	9	--	20-65	.308	--	--	11-17	.647	--	17-1.9	6-0	-	-	-	-	51-5.7
Lee Raker (1978-81)	111-74	3072-27.7	560-1114	.503	--	--	303-388	.781	--	342-3.1	327-21	160	197	9	98	1423-12.8
Tim Rash (1970-72)	78	--	275-597	.461	--	--	119-153	.778	--	157-2.0	174-7	158	185	-	-	669-8.6
Tryshan Ravenell (2005)	2-0	4-2.0	0-0	.000	0-0	.000	0-0	.000	0-0	0-0.0	0-0	0	0	0	1	0-0.0
Buddy Reams (1966-69)	55	--	212-477	.444	--	--	78-125	.624	--	399-7.3	147-5	15	10	-	-	502-9.1
Vince Redd (2004)	1-0	1-1.0	0-0	.000	0-0	.000	0-0	.000	0-0	0-0.0	0-0	0	0	1	0	0-0.0
Will Regan (2011)	20-0	132-6.6	11-26	.423	1-4	.250	2-5	.400	8-10	18-0.9	9-0	0	6	6	2	25-1.3
Jarred Reuter (2016-17)	58-0	465-8.0	67-123	.545	0-0	.000	27-35	.771	36-58	94-1.6	68-1	25	33	2	8	161-2.8
J.R. Reynolds (2004-07)	120-106	3681-30.7	530-1292	.410	221-610	.362	402-501	.802	79-264	343-2.9	300-4	317	263	13	101	1683-14.0
Craig Robinson (1980-83)	129-100	2587-20.1	335-712	.471	0-1	.000	218-319	.683	--	591-4.6	236-2	88	204	47	49	88-6.9
Jamal Robinson (1994-97)	122-40	2571-22.1	301-734	.410	43-159	.270	129-205	.629	155-326	481-3.9	250-5	200	153	28	68	774-6.3
Whitey Rockelein (1964)	16	--	4-14	.286	--	--	6-10	.600	--	10-0.6	13-1	-	-	-	-	14-0.9
Jason Rogers (2000-03)	51-2	188-3.7	39-73	.534	1-1	1.000	34-45	.533	25-33	58-1.1	20-0	2	7	28	7	103-2.0
Thomas Rogers (2011-14)	40-0	82-2.1	3-21	.143	3-16	.188	1-4	.250	0-14	14-0.4	7-0	4	8	0	0	10-0.3
Jim Runcie (1982)	6-0	15-2.5	3-7	.429	--	--	0-0	.000	--	3-0.5	3-0	0	4	0	2	6-1.0
Player (Years)	GP-GS	Min-Avg	FG-FGA	Pct	3FG-FGA	Pct	FT-FTA	Pct	Off-Def	Tot-Avg	PF-FO	A	TO	Blk	Stl	Pts-Avg

CAREER STATISTICS



Jack Salt (2016-19)	126-106	2049-16.3	176-299	.589	0-0	.000	60-130	.462	172-267	439-3.5	255-3	38	76	60	35	412-3.3
Ralph Sampson (1980-83)	132-128	4070-30.8	899-1584	.568	3-5	.600	427-650	.657	--	1511-11.4	369-10	157	342	462	95	2228-16.9
Jerry Sanders (1964-66)	67	--	218-436	.500	--	--	173-264	.655	--	347-5.2	161-7	-	-	-	-	609-9.1
Kenneth Sanders (1960)	3	--	0-4	.000	--	--	2-3	.667	--	1-0.3	-	-	-	-	-	2-0.7
Ed Schetlick (1974-78)	69-1	492-7.1	41-125	.328	--	--	30-42	.714	--	96-1.4	80-3	21	39	1	2	112-1.6
John Schroeder (1966)	22	--	58-139	.417	--	--	23-39	.590	--	126-5.7	58-4	-	-	-	-	139-6.3
Mike Scott (2008-12)	130-106	3457-26.6	585-1122	.521	16-44	.364	352-454	.775	334-610	944-7.3	263-4	124	211	51	85	1538-11.8
Bob Sefcik (1973-76)	21-0	41-2.0	5-21	.238	--	--	0-0	.000	--	7-0.3	5-0	2	2	0	1	10-0.5
Assane Sene (2009-12)	95-65	1749-18.4	128-278	.460	0-0	.000	80-144	.556	146-279	425-4.5	253-4	19	84	108	20	336-3.5
Marial Shayok (2015-17)	103-23	1724-16.7	226-506	.447	55-147	.374	77-112	.688	28-181	209-2.0	142-1	107	85	25	60	584-5.7
Tom Sheehy (1984-87)	127-110	3307-26.0	501-1041	.481	6-23	.261	233-308	.756	--	584-4.6	319-14	209	226	20	87	1241-9.8
Will Sherrill (2008-11)	70-20	927-13.2	77-188	.410	37-103	.359	6-11	.545	59-102	161-2.3	102-1	30	34	8	28	197-2.8
Drew Shiembob (2006)	12-0	43-3.6	6-8	.750	0-0	.000	2-2	1.000	4-1	5-0.4	3-0	3	0	0	1	14-1.2
John Siewers (1957-59)	73	--	204-523	.390	--	--	188-267	.704	--	529-7.2	224	-	-	-	-	596-8.2
Derrick Simms (1985-88)	114-18	1772-15.5	195-444	.439	8-22	.364	128-169	.757	--	218-1.9	173-1	164	149	17	50	526-4.6
Sean Singletary (2005-08)	123-123	4034-32.8	642-1583	.406	222-614	.362	573-677	.846	120-370	490-4.0	326-6	587	402	7	200	2079-16.9
Mike Slaysman (1970)	7	--	1-7	.143	--	--	1-5	.200	--	2-0.3	0-0	0	0	-	-	3-0.4
Devin Smith (2003-05)	85-59	2328-27.4	399-912	.438	161-456	.353	172-226	.761	109-322	431-5.1	201-2	103	164	68	79	1131-13.3
Doug Smith (1990-93)	117-0	1527-13.1	112-270	.415	59-165	.358	80-102	.784	28-125	153-1.3	113-1	205	103	0	39	363-3.1
Mike Smith (1966-67)	31	--	17-46	.370	--	--	16-30	.533	--	45-1.5	28-0	-	-	-	-	50-1.6
Wingo Smith (1983)	17-0	55-3.2	9-19	.474	0-0	.000	3-7	.429	--	14-0.8	7-0	0	2	0	1	21-1.2
Anthony Solomon (1984-87)	56-2	192-3.4	12-27	.444	1-2	.500	33-50	.660	--	23-0.4	26-0	24	28	0	6	58-1.0
Tunji Soroye (2005-09)	99-41	1261-12.7	56-119	.471	0-0	.000	49-79	.620	98-167	265-2.7	184-8	14	74	96	23	161-1.6
Gary Spohn (1962-64)	45	--	35-99	.354	--	--	17-33	.515	--	65-1.4	57-0	-	-	-	-	87-1.9
Tristan Spurlock (2010)	13-0	60-4.6	12-28	.429	2-12	.167	5-7	.714	3-7	10-0.8	4-0	1	6	1	6	31-2.4
Lanny Stahurski (1972-74)	73	487-6.7	65-131	.496	--	--	43-76	.566	--	192-2.6	102-2	61	79	-	-	173-2.4
Fred Stant (1965-67)	34	--	43-85	.506	--	--	38-64	.594	--	85-2.5	54-0	-	-	-	-	124-3.6
Curtis Staples (1995-98)	122-97	4072-33.4	573-1406	.408	413-1079	.383	198-263	.753	113-369	482-4.0	243-3	187	183	21	97	1757-14.4
Kody Statmann (2019)	18-0	73-4.1	9-21	.429	4-15	.267	8-9	.889	2-9	11-0.6	8-0	2	5	0	1	30-1.7
Corey Stewart (1991-92)	14-0	57-4.1	9-26	.346	0-0	.000	8-10	.800	6-14	20-1.4	4-0	1	4	1	2	26-1.9
B.J. Stith (2015)	13-0	63-4.8	5-13	.385	1-6	.167	2-3	.667	0-8	8-0.6	2-0	4	3	0	2	13-1.0
Bryant Stith (1989-92)	131-128	4391-33.5	856-1774	.483	114-323	.353	690-875	.789	342-517	859-6.6	308-5	216	280	46	177	2516-19.2
Dick Stobbs (1957-59)	57	--	90-252	.357	--	--	85-130	.654	--	120-2.1	92	-	-	-	-	265-4.6
Bobby Stokes (1976-79)	116-37	2662-22.9	232-426	.545	--	--	214-300	.713	--	228-2.0	223-5	218	173	3	154	678-5.8
Ricky Stokes (1981-84)	134-14	2286-17.1	204-382	.534	0-2	.000	232-304	.763	--	164-1.2	257-5	215	162	4	140	640-4.8
Solomon Tat (2007-10)	66-9	427-6.5	36-89	.404	0-5	.000	34-52	.654	21-56	77-1.2	56-1	23	29	1	16	106-1.6
Darius Thompson (2016-17)	70-25	1334-19.1	135-280	.482	42-115	.365	52-79	.658	14-84	98-1.4	86-1	126	65	19	55	364-5.2
Mike Tobey (2013-16)	138-48	2247-16.3	398-749	.531	6-19	.316	143-203	.704	226-332	558-4.0	257-2	51	106	101	31	945-6.8
Jamil Tucker (2007-09)	88-7	1292-14.7	162-371	.437	83-204	.407	62-95	.653	68-201	269-3.1	163-1	40	71	33	26	469-5.3
Brian Tully (1973-75)	38	333-8.8	26-63	.413	--	--	23-33	.697	--	35-0.9	31-0	28	40	-	-	75-2.0
Kenny Turner (1988-91)	129-88	3382-26.2	460-987	.466	62-210	.295	238-311	.765	243-463	706-5.5	240-2	159	169	54	115	1220-9.5
Cecil Underwood (1955-57)	73	--	108-250	.432	--	--	139-179	.777	--	288-3.9	131	-	-	-	-	355-4.9
Nick Vander Laan (2003)	31-14	473-15.3	64-126	.508	0-0	.000	36-66	.545	56-82	138-4.5	72-1	21	41	19	11	164-5.3
Rob Vozenilek (2012-15)	30-0	68-2.3	5-15	.333	2-5	.400	1-3	.333	1-5	6-0.2	3-0	5	4	1	1	13-0.4
Teed Waffle (1965)	25	--	71-180	.394	--	--	44-78	.564	--	145-5.8	61-2	-	-	-	-	186-7.4
Wally Walker (1973-76)	104	3241-31.2	779-1503	.518	--	--	291-370	.786	--	665-6.4	308-17	146	265	11	18	1849-17.4
Martin Walton (1994-97)	29-1	73-2.5	2-8	.250	0-0	.000	2-7	.286	12-17	29-1.0	21-0	2	2	4	2	6-0.2
Chezley Watson (1998-99)	35-5	449-12.8	30-78	.385	4-13	.308	7-12	.583	12-34	46-1.3	49-1	55	42	7	12	71-2.0
Travis Watson (2000-03)	119-110	3491-29.3	602-1161	.519	14-44	.318	328-511	.642	381-734	1115-9.4	403-16	150	280	130	134	1546-13.0
Maurice Watkins (1993-96)	29-1	55-1.9	10-19	.526	0-0	.000	2-9	.222	8-4	12-0.4	5-0	3	2	0	3	22-0.8
Wesley Westman (1960)	10	--	9-15	.600	--	--	9-12	.750	--	20-2.0	--	-	-	-	-	27-2.7
Kendall White (1956)	13	--	36-94	.383	--	--	38-46	.826	--	28-2.2	26	-	-	-	-	110-8.5
Mack Wilcox (1965)	21	--	13-44	.295	--	--	14-21	.667	--	26-1.2	29-2	-	-	-	-	40-1.9
Isaiah Wilkins (2015-18)	132-83	2866-21.7	264-520	.508	9-30	.300	108-161	.671	222-409	631-4.8	236-4	156	105	141	106	645-4.9
Mike Wilkes (1968-71)	58	--	277-486	.570	--	--	137-274	.500	--	507-8.7	82-4	40	53	-	-	691-11.9
Buzzy Wilkinson (1953-55)	78	--	784-1507	.520	--	--	665-869	.765	--	352-4.5	234-3	-	-	-	-	2233-28.6
Chris Williams (1999-02)	119-112	3791-31.9	650-1274	.510	130-369	.352	382-528	.723	276-510	786-6.6	358-18	253	291	97	189	1812-15.2
Curtis Williams (1989-90)	40-0	547-13.7	93-170	.547	0-0	.000	56-73	.767	43-70	113-2.8	60-0	9	35	13	15	242-6.1
Rob Williams (2003)	2-0	2-1.0	0-0	.000	0-0	.000	0-0	.000	0-0	0-0.0	0-0	0	0	1	0	0-0.0
Jason Williford (1992-95)	108-83	2456-22.7	263-655	.402	55-174	.316	129-186	.694	218-353	571-5.3	278-10	198	170	25	98	710-6.6
Othell Wilson (1981-84)	127-94	3647-28.7	571-1118	.511	29-54	.537	298-406	.734	--	375-3.0	295-7	493	299	14	222	1469-11.6
Shawn Wilson (1991-94)	72-1	327-4.5	22-62	.355	0-0	.000	9-22	.409	23-64	87-1.2	76-0	9	19	14	9	53-0.7
Maurice Young (2001)	25-0	168-6.7	24-54	.444	2-13	.154	16-26	.615	20-12	32-1.3	14-0	6	7	1	4	66-2.6
Sammy Zeglinski (2008-12)	121-82	3214-26.6	327-887	.369	200-568	.352	93-138	.674	40-330	370-3.1	242-4	314	217	18	156	947-7.8



NATIONAL POLLS

2019-20 UVA MEN'S BASKETBALL

1970-71

Date	AP	UPI
1/19/71	19	NR
1/26/71	15	NR

1971-72

Date	AP	UPI
12/14/71	19	NR
12/21/71	18	NR
12/28/71	11	NR
1/4/72	9	18
1/11/72	8	9
1/18/72	9	11
1/25/72	8	11
2/1/72	7	9
2/8/72	6	9
2/15/72	6	7
2/22/72	13	10
2/29/72	12	9
3/7/72	15	18
3/14/72	20 (F)	NR (F)

1975-76

Date	AP	UPI
3/9/76	13	15 (F)
3/16/76	18 (F)	--

1977-78

Date	AP	UPI
12/13/77	NR	20
12/20/77	19	19
12/27/77	16	17
1/3/78	13	14
1/10/78	15	NR
1/17/78	13	14
1/24/78	18	NR
1/31/78	11	15
2/7/78	13	19
2/14/78	17	16

1979-80

Date	AP	UPI
Preseason	13	9
12/4/79	13	13
12/11/79	13	17
12/18/79	12	14
12/26/79	14	18
1/2/80	13	17
1/8/80	8	10
1/15/80	12	15
1/22/80	17	19
1/29/80	13	14
2/5/80	18	NR

1980-81

Date	AP	UPI
Preseason	8	7
12/2/80	7	--
12/9/80	6	7
12/16/80	5	5
12/23/80	5	5
12/30/80	3	4
1/6/81	3	4
1/13/81	2	2
1/20/81	2	2
1/27/81	1	2
2/3/81	1	2
2/10/81	1	2
2/17/81	1	2
2/24/81	3	3
3/3/81	4	4
3/10/81	5 (F)	3 (F)

1981-82

Date	AP	UPI
Preseason	7	6
12/1/81	5	NP
12/8/81	5	4
12/15/81	5	6
12/22/81	4	3
12/29/81	3	2
1/5/82	2	2
1/12/82	3	2
1/19/82	3	3
1/26/82	3	3
2/2/82	3	4
2/9/82	1	1
2/16/82	1	1
2/23/82	1	1
3/2/82	3	3
3/9/82	3 (F)	3 (F)

1982-83

Date	AP	UPI
Preseason	1	1
11/30/82	1	--
12/7/82	1	1
12/14/82	1	1
12/21/82	1	1
12/28/82	4	3
1/4/83	4	4
1/11/83	2	2
1/18/83	7	6
1/25/83	6	4
2/1/83	3	2
2/8/83	3	2
2/15/83	5	5
2/22/83	3	3
3/1/83	2	2
3/8/83	2	2
3/15/83	4 (F)	4 (F)

1983-84

Date	AP	UPI
1/3/84	20	NR
1/24/84	19	NR

1984-85

Date	AP	UPI
2/4/86	NR	20

1989-90

Date	AP	UPI
12/26/89	NR	18

1990-91

Date	AP	UPI
Preseason	18	19
11/27/90	16	18
12/4/90	21	NR
12/11/90	19	NR
12/18/90	19	NR
12/25/90	19	24
1/1/91	18	22
1/8/91	13	15
1/15/91	14	15
1/22/91	18	21
1/29/91	15	19
2/5/91	11	13
2/12/91	19	18
2/19/91	20	19
2/26/91	25	NR

1991-92

Date	AP	ESPN/USA Today
12/9/91	NR	25

1992-93

Date	AP	ESPN/USA Today
1/4/93	25	NR
1/11/93	14	18
1/18/93	7	10
1/25/93	15	14
2/1/93	24	23
2/8/93	24	19
2/15/93	23	21
2/22/93	22	22
3/1/93	NR	21
3/8/93	NR	25
3/15/93	NR (F)	21
4/7/93	--	18 (F)

1993-94

Date	AP	ESPN/USA Today
Preseason	16	18
11/22/93	16	--
11/29/93	12	18
12/6/93	22	22

1994-95

Date	AP	ESPN/USA Today
Preseason	14	10
11/21/94	20	--
11/28/94	23	NR
12/5/94	20	23
12/12/94	23	20
12/19/94	22	21
1/17/95	18	19
1/24/95	15	17
1/31/95	15	17
2/6/95	17	17
2/13/95	16	16
2/20/95	11	13
2/27/95	13	13
3/6/95	11	12
3/13/95	13 (F)	15
4/4/95	--	8 (F)

1995-96

Date	AP	ESPN/USA Today
Preseason	19	14
11/20/95	17	19
11/27/95	15	19
12/4/95	15	16
12/11/95	23	21
12/18/95	23	21
12/25/95	22	21
1/2/96	NR	22

1996-97

Date	AP	ESPN/USA Today
12/3/96	25	NR

2000-01

Date	AP	ESPN/USA Today
Preseason	24	25
11/13/00	25	NR
11/20/00	25	NR
11/27/00	21	22
12/4/00	16	19
12/11/00	14	14
12/18/00	14	14
12/25/00	8	9
1/1/01	8	9
1/8/01	10	9
1/15/01	13	13
1/22/01	13	12
1/29/01	11	11
2/5/01	6	9
2/12/01	12	12
2/19/01	9	11
2/26/01	7	9
3/5/01	12	12
3/12/01	16 (F)	15
4/3/01	--	21 (F)

2001-02

Date	AP	ESPN/USA Today
Preseason	11	11
11/12/01	--	11
11/19/01	11	10
11/26/01	9	8
12/3/01	8	7
12/10/01	7	6
12/17/01	5	5
12/24/01	4	4
12/31/01	4	4
1/7/02	7	5
1/14/02	10	9
1/21/02	7	7
1/28/02	8	5
2/4/02	10	8
2/11/02	15	13
2/18/02	22	15

2002-03

Date	AP	ESPN/USA Today
12/2/02	22	23

2004-05

Date	AP	ESPN/USA Today
11/29/04	24	25
12/6/04	19	19
12/13/04	24	23
12/20/04	25	25
12/27/04	25	25

2006-07

Date	AP	ESPN/USA Today
11/27/06	25	NR
2/19/07	24	19
2/26/07	NR	25
3/5/07	NR	24
4/3/07	NR	24 (F)

2007-08

Date	AP	ESPN/USA Today
11/19/07	23	NR

2011-12

Date	AP	ESPN/USA Today
12/19/11	24	NR
12/26/11	23	24
1/2/12	21	23
1/9/12	16	17
1/16/12	15	17
1/23/12	19	21
1/30/12	16	18
2/6/12	19	20
2/13/12	22	22
2/20/12	25	NR
2/27/12	24	NR

2013-14

Date	AP	USA Today
Preseason	24	25
11/11/13	25	25
11/18/13	RV	RV
11/25/13	RV	RV
12/2/13	RV	RV
12/9/13	NR	RV
12/16/13	NR	RV
1/13/13	RV	RV
1/20/14	RV	RV
1/27/14	RV	RV
2/3/14	20	21
2/10/14	17	16
2/17/14	14	13
2/24/14	12	11
3/3/14	5	5
3/10/14	6	8
3/17/14	3 (F)	4
4/7/14	--	10 (F)

2014-15

Date	AP	USA Today
Preseason	9	8
11/17/14	9	9
11/24/14	8	7
12/1/14	7	6
12/8/14	6	5
12/15/14	6	5
12/22/14	5	5
12/29/14	3	3
1/5/15	3	3
1/12/15	2	2
1/19/15	2	2
1/26/15	2	2
2/2/15	3	3
2/9/15	2	3
2/16/15	2	3
2/23/15	2	3
3/2/15	2	2
3/9/15	3	4
3/16/15	6 (F)	6
4/6/15	--	8 (F)

2015-16

Date	AP	USA Today
Preseason	6	6
11/16/15	6	6
11/23/15	12	12
11/30/15	10	10
12/7/15	10	10
12/14/15	8	9
12/21/15	5	5
12/28/15	5	5
1/4/16	4	4
1/11/16	13	11
1/18/16	13	13
1/25/16	11	12
2/1/16	9	9
2/8/16	7	7
2/15/16	7	8
2/22/16	3	3
2/29/16	4	4
3/7/16	4	4
3/14/16	4 (F)	5
4/4/16	--	5 (F)

2016-17

Date	AP	USA Today
Preseason	8	7
Nov. 14	8	7
Nov. 21	7	6
Nov. 28	6	6
Dec. 5	14	12
Dec. 12	13	12
Dec. 19	12	12
Dec. 26	12	11
Jan. 2	11	12
Jan. 9	19	18
Jan. 16	16	16
Jan. 23	12	13
Jan. 30	9	11
Feb. 6	12	13
Feb. 13	14	15
Feb. 20	18	19
Feb. 27	23	23
March 6	21	21
March 13	24 (F)	23
April 3	--	NR (F)

2017-18

Date	AP	USA Today
Preseason	RV	RV
Nov. 13	RV	RV
Nov. 20	RV	25
Nov. 27	18	15
Dec. 4	15	12
Dec. 11	16	16
Dec. 18	13	14
Dec. 25	9	9
Jan. 1	8	8
Jan. 8	3	3
Jan. 15	2	2
Jan. 22	2	2
Jan. 29	2	2
Feb. 5	2	2
Feb. 12	1	3
Feb. 19	1	2
Feb. 26	1	1
March 5	1 (F)	1
April 2	--	5 (F)

POSTSEASON RESULTS



2019-20 UVA MEN'S BASKETBALL

NCAA TOURNAMENT

Date	Seed	Region (Site) - Round	Opponent (Seed)	Score
3/13/76	--	East (Charlotte, N.C.) - 1st Round	DePaul (--)	L 69-60
3/13/81	1	East (Charlotte, N.C.) - 2nd Round	Villanova (9)	W 54-50
3/19/81		East (Atlanta, Ga.) - Regional Semifinal	Tennessee (4)	W 62-48
3/21/81		East (Atlanta, Ga.) - Regional Final	Brigham Young (6)	W 74-60
3/28/81		Final Four (Philadelphia, Pa.) - National Semifinal	North Carolina (2-West)	L 78-65
3/30/81		Final Four (Philadelphia, Pa.) - Third Place Game	LSU (1-Midwest)	W 78-74
3/14/82	1	Midwest (Indianapolis, Ind.) - 2nd Round	Tennessee (9)	W 54-51
3/18/82		Midwest (Birmingham, Ala.) - Regional Semifinal	UAB (4)	L 68-66
3/19/83	1	West (Boise, Idaho) - 2nd Round	Washington State (8)	W 54-49
3/24/83		West (Ogden, Utah) - Regional Semifinal	Boston College (4)	W 95-92
3/26/83		West (Ogden, Utah) - Regional Final	NC State (6)	L 63-62
3/16/84	7	East (East Rutherford, N.J.) - 1st Round	Iona (10)	W 58-57
3/18/84		East (East Rutherford, N.J.) - 2nd Round	Arkansas (2)	W 53-51 (ot)
3/22/84		East (Atlanta, Ga.) - Regional Semifinal	Syracuse (3)	W 63-55
3/24/84		East (Atlanta, Ga.) - Regional Final	Indiana (4)	W 50-48
3/31/84		Final Four (Seattle, Wash.) - National Semifinal	Houston (2-Midwest)	L 49-47 (ot)
3/13/86	5	East (Greensboro, N.C.) - 1st Round	DePaul (12)	L 72-68
3/12/87	5	West (Salt Lake City, Utah) - 1st Round	Wyoming (12)	L 64-60
3/16/89	5	Southeast (Nashville, Tenn.) - 1st Round	Providence (12)	W 100-97
3/18/89		Southeast (Nashville, Tenn.) - 2nd Round	Middle Tennessee (13)	W 104-88
3/23/89		Southeast (Lexington, Ky.) - Regional Semifinal	Oklahoma (1)	W 86-80
3/25/89		Southeast (Lexington, Ky.) - Regional Final	Michigan (3)	L 102-65
3/16/90	7	Southeast (Richmond, Va.) - 1st Round	Notre Dame (10)	W 75-67
3/18/90		Southeast (Richmond, Va.) - 2nd Round	Syracuse (2)	L 63-61
3/14/91	7	West (Salt Lake City, Utah) - 1st Round	Brigham Young (10)	L 61-48
3/19/93	6	East (Syracuse, N.Y.) - 1st Round	Manhattan (11)	W 78-66
3/21/93		East (Syracuse, N.Y.) - 2nd Round	Massachusetts (3)	W 71-56
3/26/93		East (East Rutherford, N.J.) - Regional Semifinal	Cincinnati (2)	L 71-54
3/18/94	7	West (Sacramento, Calif.) - 1st Round	New Mexico (10)	W 57-54
3/20/94		West (Sacramento, Calif.) - 2nd Round	Arizona (2)	L 71-58
3/16/95	4	Midwest (Dayton, Ohio) - 1st Round	Nicholls State (13)	W 96-72
3/18/95		Midwest (Dayton, Ohio) - 2nd Round	Miami (Ohio) (12)	W 60-54 (ot)
3/24/95		Midwest (Kansas City, Mo.) - Regional Semifinal	Kansas (1)	W 67-58
3/26/95		Midwest (Kansas City, Mo.) - Regional Final	Arkansas (2)	L 68-61
3/13/97	9	West (Salt Lake City, Utah) - 1st Round	Iowa (8)	L 73-60
3/16/01	5	South (Memphis, Tenn.) - 1st Round	Gonzaga (12)	L 86-85
3/16/07	4	South (Columbus, Ohio) - 1st Round	Albany (13)	W 84-57
3/18/07		South (Columbus, Ohio) - 2nd Round	Tennessee (5)	L 77-74
3/16/12	10	West (Omaha, Neb.) - 2nd Round	Florida (7)	L 71-45
3/21/14	1	East (Raleigh, N.C.) - 2nd Round	Coastal Carolina (16)	W 70-59
3/23/14		East (Raleigh, N.C.) - 3rd Round	Memphis (8)	W 78-60
3/28/14		East (New York, N.Y.) - Regional Semifinal	Michigan State (4)	L 61-59
3/20/15	2	East (Charlotte, N.C.) - 2nd Round	Belmont (15)	W 79-67
3/21/15		East (Charlotte, N.C.) - 3rd Round	Michigan State (7)	L 60-54
3/17/16	1	Midwest (Raleigh, N.C.) - 1st Round	Hampton (16)	W 81-45
3/19/16		Midwest (Raleigh, N.C.) - 2nd Round	Butler (9)	W 77-69
3/25/16		Midwest (Chicago, Ill.) - Regional Semifinal	Iowa State (4)	W 84-71
3/27/16		Midwest (Chicago, Ill.) - Regional Final	Syracuse (10)	L 68-62
3/16/17	5	East (Orlando, Fla.) - 1st Round	UNC Wilmington (12)	W 76-71
3/18/17		East (Orlando, Fla.) - 2nd Round	Florida (4)	L 65-39
3/16/18	1	South (Charlotte, N.C.) - 1st Round	UMBC (16)	L 74-54
3/22/19	1	South (Columbia, S.C.) - 1st Round	Gardner-Webb (16)	W 71-56
3/24/19		South (Columbia, S.C.) - 2nd Round	Oklahoma (9)	W 63-51
3/28/19		South (Louisville, Ky.) - Regional Semifinal	Oregon (12)	W 53-49
3/30/19		South (Louisville, Ky.) - Regional Final	Purdue (3)	W 80-75 (ot)
4/6/19		Final Four (Minneapolis, Minn.) - Semifinal	Auburn (5)	W 63-62
4/8/19		Final Four (Minneapolis, Minn.) - Final	Texas Tech (3)	W 85-77 (ot)

Total: 35-22

NATIONAL INVITATION TOURNAMENT

Date	Site - Round	Opponent	Score
1941	New York, N.Y. - Quarterfinal	CCNY	L 64-35
1972	New York, N.Y. - Quarterfinal	Lafayette	L 72-71
1978	Charlottesville, Va. - 1st Round	Georgetown	L 70-68 (ot)
1979	Charlottesville, Va. - 1st Round	Northeast Louisiana	W 79-78
	Birmingham, Ala. - 2nd Round	Alabama	L 90-88
1980	Charlottesville, Va. - 1st Round	Lafayette	W 67-56
	Charlottesville, Va. - 2nd Round	Boston College	W 57-55
	Charlottesville, Va. - Quarterfinal	Michigan	W 79-68
	New York, N.Y. - Semifinal	UNLV	W 90-71
	New York, N.Y. - Final	Minnesota	W 58-55
1985	Morgantown, W.Va. - 1st Round	West Virginia	W 56-55
	Charlottesville, Va. - 2nd Round	St. Joseph's	W 68-61
	Knoxville, Tenn. - Quarterfinal	Tennessee	L 61-54
1992	Villanova, Pa. - 1st Round	Villanova	W 83-80
	Charlottesville, Va. - 2nd Round	Tennessee	W 77-52
	Richmond, Va. - Quarterfinal	New Mexico	W 76-71
	New York, N.Y. - Semifinal	Florida	W 62-56
	New York, N.Y. - Final	Notre Dame	W 81-76 (ot)
2000	Charlottesville, Va. - 1st Round	Georgetown	L 115-111 (3ot)
2002	Charlottesville, Va. - 1st Round	South Carolina	L 74-67
2003	Charlottesville, Va. - 1st Round	Brown	W 89-73
	Jamaica, N.Y. - 2nd Round	St. John's	L 73-63
2004	Charlottesville, Va. - 1st Round	George Washington	W 79-66
	Villanova, Pa. - 2nd Round	Villanova	L 73-63
2006	Stanford, Calif. - 1st Round	Stanford	L 65-49
2013	Charlottesville, Va. - 1st Round	Norfolk State	W 67-56
	Charlottesville, Va. - 2nd Round	St. John's	W 68-50
	Charlottesville, Va. - Quarterfinal	Iowa	L 75-64

Total: 17-11

COLLEGE BASKETBALL INVITATIONAL

Date	Site - Round	Opponent	Score
2008	Charlottesville, Va. - 1st Round	Richmond	W 66-64
	Charlottesville, Va. - Quarterfinal	Old Dominion	W 80-76
	Charlottesville, Va. - Semifinal	Bradley	L 96-85

Total: 2-1



PLAYER OF THE YEAR

Year	Player
1972	Barry Parkhill
1981	Ralph Sampson
1982	Ralph Sampson
1983	Ralph Sampson
2016	Malcolm Brogdon

ROOKIE OF THE YEAR

Year	Player
1980	Ralph Sampson
1989	Bryant Stith
1999	Chris Williams
2009	Sylen Landesberg

COACH OF THE YEAR

Year	Coach
1972	Bill Gibson
1981	Terry Holland
1982	Terry Holland
2007	Dave Leitao
2014	Tony Bennett &
2015	Tony Bennett &
2018	Tony Bennett
2019	Tony Bennett

& ACSMA & ACC Coaches

SKIP PROSSER AWARD

Top Student-Athlete

Year	Player
2010	Jerome Meyinsse

ALL-ACC FIRST TEAM

Year	Player
1954	Buzzy Wilkinson
1955	Buzzy Wilkinson
1958	Herb Busch
1964	Chip Conner
1972	Barry Parkhill ^
1979	Jeff Lamp
1981	Ralph Sampson
	Jeff Lamp
1982	Ralph Sampson ^
	Othell Wilson
1983	Ralph Sampson ^
1989	Richard Morgan
1990	Bryant Stith
1991	Bryant Stith
1992	Bryant Stith
2006	Sean Singletary
2007	Sean Singletary
2008	Sean Singletary
2012	Mike Scott
2013	Joe Harris
2014	Malcolm Brogdon *
2015	Malcolm Brogdon &
2016	Malcolm Brogdon ^&
2018	Kyle Guy
2019	Kyle Guy
	De'Andre Hunter

^ unanimous selection

* ACC Coaches

& ACSMA & ACC Coaches

ALL-ACC SECOND TEAM

Year	Player
1959	Paul Adkins
1960	Paul Adkins
1961	Tony Laquintano
1962	Tony Laquintano
1963	Gene Engel
1967	Jim Connelly
1968	Mike Katos
1971	Barry Parkhill
	Bill Gerry
1973	Barry Parkhill
1974	Gus Gerard
1976	Wally Walker
1978	Jeff Lamp
1980	Jeff Lamp
1983	Othell Wilson
1984	Othell Wilson
1986	Olden Polynice
1987	Andrew Kennedy
1988	Mel Kennedy
1993	Cory Alexander
1995	Harold Deane
1996	Harold Deane
1998	Norman Nolan
2000	Donald Hand
	Chris Williams
2001	Travis Watson
2002	Roger Mason, Jr.
	Travis Watson
2003	Travis Watson
2007	J.R. Reynolds
2010	Sylen Landesberg
2014	Malcolm Brogdon
	Joe Harris *
2015	Justin Anderson &
2017	London Perrantes
2018	Devon Hall
2019	Ty Jerome

* ACC Coaches
& ACSMA & ACC Coaches

ALL-ACC THIRD TEAM

Year	Player
1990	John Crotty
1991	John Crotty
1994	Junior Burrough
1995	Junior Burrough
1997	Harold Deane
1998	Curtis Staples
1999	Chris Williams
2001	Chris Williams
	Roger Mason, Jr.
2006	J.R. Reynolds
2013	Akil Mitchell
2014	Joe Harris
2015	Anthony Gill
2016	Anthony Gill &
2018	Ty Jerome

& ACSMA & ACC Coaches

ALL-ACC ACADEMIC

Year	Player
1964	Chip Conner
1965	Jerry Sanders
1973	Jim Hobgood
1974	Bob McKeag
	Steve Morris
1975	Dan Bonner
1976	Wally Walker
1977	Mark Newlan
1979	Bobby Stokes
1980	Mike Owens
	Lee Raker
1981	Jeff Lamp
	Lee Raker
1984	Kenton Edelin
1988	Dirk Katstra
1990	John Crotty
	Jeff Daniel
	Blair Ford
	Bernie Floriani
	Dirk Katstra
1991	Bryant Stith
	John Crotty
	Terry Kirby
	Blair Ford
	Bernie Floriani
	Dirk Katstra
1992	Doug Smith
1995	Maurice Watkins
1996	Maurice Watkins
1997	Colin Ducharme
1998	Colin Ducharme
	Chase Metheny
1999	Colin Ducharme
2000	Willie Dersch
	Adam Hall
	Majestic Mapp
2001	J.C. Mathis
2002	J.C. Mathis
2003	Jason Rogers
2004	Todd Billet
	Majestic Mapp
2006	Billy Campbell
2008	Jerome Meyinsse
2009	Jerome Meyinsse
	Tunji Soroye
2010	Jerome Meyinsse
	Will Sherrill
2011	Will Regan
	Will Sherrill
2017	Devon Hall
2018	Devon Hall
	Nigel Johnson
2019	Jack Salt

ALL-ACC FRESHMAN

Year	Player
1994	Harold Deane
1995	Curtis Staples
1996	Courtney Alexander
1999	Chris Williams
2000	Travis Watson
2004	J.R. Reynolds
2005	Sean Singletary
2009	Sylen Landesberg ^
2014	London Perrantes &
2018	De'Andre Hunter

^ unanimous selection
& ACSMA & ACC Coaches

ALL-ACC DEFENSIVE

Year	Player
2001	Harold Deane
2012	Jontel Evans
2013	Jontel Evans
2014	Akil Mitchell &
2015	Malcolm Brogdon &
	Darion Atkins
	Anthony Gill *
2016	Malcolm Brogdon &
2017	Isaiah Wilkins
2018	Devon Hall
	Isaiah Wilkins
2019	De'Andre Hunter

& ACSMA & ACC Coaches
* ACC Coaches

DEFENSIVE PLAYER OF THE YEAR

Year	Player
2015	Darion Atkins
	Malcolm Brogdon (Co.)
2016	Malcolm Brogdon &
2018	Isaiah Wilkins
2019	De'Andre Hunter

* ACC Coaches
& ACSMA & ACC Coaches

6TH MAN OF THE YEAR

Year	Player
2014	Justin Anderson
2018	De'Andre Hunter

PLAYER OF THE WEEK

No.	Player
6	Ralph Sampson (1981-83)
5	Bryant Stith (1990-92)
	Sean Singletary (2006-08)
	Mike Scott (2011-12)
4	Jeff Lamp (1979-81)
	Norman Nolan (1997-98)
3	Barry Parkhill (1972)
	Wally Walker (1974-76),
	Othell Wilson (1983-84)
	Travis Watson (2002-03)
2	Bill Gerry (1970-71)
	Billy Langloh (1976-77)
	Lee Raker (1979-81)
	Andrew Kennedy (1987)
	John Crotty (1989-90)
	Cornel Parker (1993)
	Sylen Landesberg (2010)

	Malcolm Brogdon (2014-16)
	Kyle Guy (2018-19)
	Ty Jerome (2018-19)
1	Steve Castellan (1979)
	Jimmy Miller (1983)
	Olden Polynice (1986)
	Richard Morgan (1989)
	Kenny Turner (1991)
	Cory Alexander (1993)
	Chris Williams (2000)
	Donald Hand (2000)
	Roger Mason, Jr. (2001)
	Todd Billet (2003)
	Elton Brown (2005)
	Mamadi Diane (2007)
	J.R. Reynolds (2007)
	Malcolm Brogdon (2014)
	Joe Harris (2014)
	Justin Anderson (2015)
	Anthony Gill (2016)
	De'Andre Hunter

ROOKIE OF THE WEEK

No.	Player
6	Bryant Stith (1989)
	Sylen Landesberg (2009)
5	Ralph Sampson (1980)
	Sean Singletary (2005)
4	Chris Williams (1999)
3	Barry Parkhill (1971)
	Jeff Lamp (1978)
	Othell Wilson (1981)
	Richard Morgan (1986)
	Curtis Staples (1995)
2	Wally Walker (1973)
	Lee Raker (1978)
	Jeff Jones (1979)
	Jimmy Miller (1982)
	Tim Mullen (1982)
	Mel Kennedy (1985)
	Junior Burrough (1992)
	Courtney Alexander (1996)
	Travis Watson (2000)
	Roger Mason, Jr. (2000)
	Maurice Young (2001)
	Elton Brown (2002)
1	Billy Langloh (1974)
	Marc Iavaroni (1975)
	Otis Fulton (1976)
	Ricky Stokes (1981)
	Rick Carlisle (1983)
	Tom Sheehy (1984)
	Olden Polynice (1984)
	John Johnson (1986)
	Kenny Turner (1988)
	Cory Alexander (1992)
	Colin Ducharme (1997)
	Adam Hall (1999)
	J.C. Mathis (2001)
	Gary Forbes (2004)
	J.R. Reynolds (2004)
	Adrian Joseph (2005)
	KT Harrell (2011)
	Justin Anderson (2013)
	De'Andre Hunter (2018)

ACC HISTORY



2019-20 UVA MEN'S BASKETBALL

Year	Record (Finish)	ACC Tournament - Round	ACCT Seed	Opponent (Seed)	Score
1954	1-4 (7th)	Raleigh, N.C. - Quarterfinal	8	Duke (1)	L 96-68
1955	5-9 (6th)	Raleigh, N.C. - Quarterfinal	6	Maryland (3)	W 68-67 (ot)
		Raleigh, N.C. - Semifinal		Duke (2)	L 90-77 (ot)
1956	3-11 (T-6th)	Raleigh, N.C. - Quarterfinal	7	North Carolina (2)	L 81-77
1957	3-11 (T-7th)	Raleigh, N.C. - Quarterfinal	7	Maryland (2)	L 72-69
1958	6-8 (5th)	Raleigh, N.C. - Quarterfinal	5	Maryland (4)	L 70-66
1959	6-8 (5th)	Raleigh, N.C. - Quarterfinal	5	Maryland (4)	W 66-65
		Raleigh, N.C. - Semifinal		N.C. State (1)	L 66-63
1960	1-13 (8th)	Raleigh, N.C. - Quarterfinal	8	North Carolina (1)	L 84-63
1961	2-12 (T-7th)	Raleigh, N.C. - Quarterfinal	7	Duke (2)	L 89-54
1962	2-12 (8th)	Raleigh, N.C. - Quarterfinal	8	Wake Forest (1)	L 81-58
1963	3-11 (8th)	Raleigh, N.C. - Quarterfinal	8	Duke (1)	L 89-70
1964	4-10 (T-7th)	Raleigh, N.C. - Quarterfinal	7	Wake Forest (2)	L 79-60
1965	3-11 (7th)	Raleigh, N.C. - Quarterfinal	7	N.C. State (2)	L 106-69
1966	4-10 (T-6th)	Raleigh, N.C. - Quarterfinal	7	N.C. State (2)	L 86-77
1967	4-10 (7th)	Charlotte, N.C. - Quarterfinal	7	Duke (2)	L 99-78
1968	5-9 (5th)	Charlotte, N.C. - Quarterfinal	5	South Carolina (4)	L 101-78
1969	5-9 (6th)	Charlotte, N.C. - Quarterfinal	6	Duke (3)	L 99-86
1970	3-11 (7th)	Charlotte, N.C. - Quarterfinal	7	North Carolina (2)	W 95-93
		Charlotte, N.C. - Semifinal		N.C. State (3)	L 67-66
1971	6-8 (5th)	Greensboro, N.C. - Quarterfinal	5	Wake Forest (4)	W 85-84
		Greensboro, N.C. - Semifinal		North Carolina (1)	L 78-68
1972	8-4 (T-2nd)	Greensboro, N.C. - Quarterfinal	3	Wake Forest (6)	W 74-65
		Greensboro, N.C. - Semifinal		Maryland (2)	L 62-57
1973	4-8 (T-4th)	Greensboro, N.C. - Quarterfinal	5	Duke (4)	W 59-55
		Greensboro, N.C. - Semifinal		N.C. State (1)	L 63-51
1974	4-8 (4th)	Greensboro, N.C. - Quarterfinal	4	Clemson (5)	W 68-63
		Greensboro, N.C. - Semifinal		N.C. State (1)	L 87-66
1975	4-8 (5th)	Greensboro, N.C. - Quarterfinal	5	N.C. State (4)	L 91-85
1976	4-8 (6th)	Landover, Md. - Quarterfinal	6	N.C. State (3)	W 75-63
		Landover, Md. - Semifinal		Maryland (2)	W 73-65
		Landover, Md. - Final		North Carolina (1)	W 67-62
1977	2-10 (T-6th)	Greensboro, N.C. - Quarterfinal	7	Wake Forest (2)	W 59-57
		Greensboro, N.C. - Semifinal		Clemson (3)	W 72-60
		Greensboro, N.C. - Final		North Carolina (1)	L 75-69
1978	6-6 (T-4th)	Greensboro, N.C. - Quarterfinal	4	Wake Forest (5)	L 72-61
1979	7-5 (3rd)	Greensboro, N.C. - Quarterfinal	3	N.C. State (6)	L 78-82
1980	7-7 (T-5th)	Greensboro, N.C. - Quarterfinal	5	Clemson (4)	L 57-49
1981	13-1 (1st)	Landover, Md. - Quarterfinal	1	Georgia Tech (8)	W 76-47
		Landover, Md. - Semifinal		Maryland (4)	L 85-62
1982	12-2 (T-1st)	Greensboro, N.C. - Quarterfinal	2	Clemson (7)	W 56-54
		Greensboro, N.C. - Semifinal		Wake Forest (3)	W 51-49 (ot)
		Greensboro, N.C. - Final		North Carolina (1)	L 47-45
1983	12-2 (T-1st)	Atlanta, Ga. - Quarterfinal	2	Duke (7)	W 109-66
		Atlanta, Ga. - Semifinal		Georgia Tech (3)	W 96-67
		Atlanta, Ga. - Final		N.C. State (5)	L 81-78
1984	6-8 (T-5th)	Greensboro, N.C. - Quarterfinal	6	Wake Forest (3)	L 63-51
1985	3-11 (8th)	Atlanta, Ga. - Quarterfinal	8	Georgia Tech (1)	L 55-48
1986	7-7 (T-4th)	Greensboro, N.C. - Quarterfinal	5	N.C. State (4)	W 64-62
		Greensboro, N.C. - Semifinal		Duke (1)	L 75-70
1987	8-6 (4th)	Landover, Md. - Quarterfinal	4	Georgia Tech (5)	W 55-54
		Landover, Md. - Semifinal		North Carolina (1)	L 84-82 (2ot)
1988	5-9 (6th)	Greensboro, N.C. - Quarterfinal	6	Duke (3)	L 60-48
1989	9-5 (T-2nd)	Atlanta, Ga. - Quarterfinal	3	Clemson (6)	W 90-73
		Atlanta, Ga. - Semifinal		Duke (2)	L 69-58
1990	6-8 (T-5th)	Charlotte, N.C. - Quarterfinal	5	North Carolina (4)	W 92-85 (ot)
		Charlotte, N.C. - Semifinal		Clemson (1)	W 69-66
		Charlotte, N.C. - Final		Georgia Tech (2)	L 70-61
1991	6-8 (T-5th)	Charlotte, N.C. - Quarterfinal	6	Wake Forest (3)	W 70-66
		Charlotte, N.C. - Semifinal		North Carolina (2)	L 76-71
1992	8-8 (T-4th)	Charlotte, N.C. - Quarterfinal	5	Georgia Tech (4)	L 68-56



ACC HISTORY

2019-20 UVA MEN'S BASKETBALL

Year	Record (Finish)	ACC Tournament - Round	ACCT Seed	Opponent (Seed)	Score
1993	9-7 (5th)	Charlotte, N.C. - Quarterfinal Charlotte, N.C. - Semifinal	5	Wake Forest (4) North Carolina (1)	W 61-57 L 74-56
1994	8-8 (T-4th)	Charlotte, N.C. - Quarterfinal Charlotte, N.C. - Semifinal Charlotte, N.C. - Final	4	Maryland (5) Duke (1) North Carolina (2)	W 69-63 W 66-61 L 73-66
1995	12-4 (T-1st)	Greensboro, N.C. - Quarterfinal Greensboro, N.C. - Semifinal	4	Georgia Tech (5) Wake Forest (1)	W 77-67 L 77-68
1996	6-10 (7th)	Greensboro, N.C. - Quarterfinal	7	Wake Forest (2)	L 70-60
1997	7-9 (6th)	Greensboro, N.C. - Quarterfinal	6	North Carolina (3)	L 78-68
1998	3-13 (9th)	Greensboro, N.C. - 1st Round	9	Duke (1)	L 63-41
1999	4-12 (9th)	Charlotte, N.C. - 1st Round	9	Duke (1)	L 104-67
2000	9-7 (T-3rd)	Charlotte, N.C. - Quarterfinal	3	N.C. State (6)	L 76-65
2001	9-7 (4th)	Atlanta, Ga. - Quarterfinal	4	Georgia Tech (5)	L 74-69
2002	7-9 (T-5th)	Charlotte, N.C. - Quarterfinal	5	N.C. State (4)	L 92-72
2003	6-10 (T-6th)	Greensboro, N.C. - Quarterfinal	6	Duke (3)	L 83-76
2004	6-10 (T-7th)	Greensboro, N.C. - First Round Greensboro, N.C. - Quarterfinal	8	Clemson (9) Duke (1)	W 83-79 (ot) L 84-74
2005	4-12 (T-10th)	Washington, D.C. - First Round Washington, D.C. - Quarterfinal	11	Miami (6) Duke (3)	W 66-65 L 76-64
2006	7-9 (T-7th)	Greensboro, N.C. - First Round Greensboro, N.C. - Quarterfinal	7	Virginia Tech (10) North Carolina (2)	W 60-56 L 79-67
2007	11-5 (T-1st)	Tampa, Fla. - Quarterfinal	2	N.C. State (10)	L 79-71
2008	5-11 (10th)	Charlotte, N.C. - First Round	10	Georgia Tech (7)	L 94-76
2009	4-12 (11th)	Atlanta, Ga. - First Round	11	Boston College (6)	L 76-63
2010	5-11 (T-9th)	Greensboro, N.C. - First Round Greensboro, N.C. - Quarterfinal	9	Boston College (8) Duke (1)	W 68-62 L 57-46
2011	7-9 (T-7th)	Greensboro, N.C. - First Round	8	Miami (9)	L 69-62 (ot)
2012	9-7 (T-4th)	Atlanta, Ga. - Quarterfinal	4	N.C. State (5)	L 67-64
2013	11-7 (T-4th)	Greensboro, N.C. - Quarterfinal	4	N. C. State (5)	L 75-56
2014	16-2 (1st)	Greensboro, N.C. - Quarterfinal Greensboro, N.C. - Semifinal Greensboro, N.C. - Final	1	Florida State (9) Pittsburgh (5) Duke (3)	W 64-51 W 51-48 W 72-63
2015	16-2 (1st)	Greensboro, N.C. - Quarterfinal Greensboro, N.C. - Semifinal	1	Florida State (9) North Carolina (5)	W 58-44 L 71-67
2016	13-5 (T-2nd)	Washington, D.C. - Quarterfinal Washington, D.C. - Semifinal Washington, D.C. - Final	2	Georgia Tech (10) Miami (3) North Carolina (1)	W 72-52 W 73-68 L 61-57
2017	11-7 (T-6th)	Brooklyn, N.Y. - Second Round Brooklyn, N.Y. - Quarterfinal	6	Pittsburgh (14) North Carolina (1)	W 75-63 L 71-58
2018	17-1 (1st)	Brooklyn, N.Y. - Quarterfinal Brooklyn, N.Y. - Semifinal Brooklyn, N.Y. - Final	1	Louisville (9) Clemson (4) North Carolina (6)	W 75-58 W 64-58 W 71-63
2019	16-2 (T-1st)	Charlotte, N.C. - Quarterfinal Charlotte, N.C. - Semifinal	1	NC State (8) Florida State (4)	W 76-56 L 69-59

Total - 42-63



ACC TOURNAMENT SERIES RECORDS

Opponent	Overall	1st	2nd	Quarter	Semi	Final	Atlanta	Brooklyn	Charlotte	Greensboro	Landover	Raleigh	Tampa	Wash. DC
Boston College	1-1	1-1	-	-	-	-	0-1	-	-	1-0	-	-	-	-
Clemson	7-1	1-0	-	3-1	3-0	-	1-0	1-0	1-0	4-1	-	-	-	-
Duke	4-15	0-2	-	2-10	1-3	1-0	1-1	-	1-3	2-6	-	0-4	-	0-1
Florida State	2-1	-	-	2-0	0-1	-	-	-	0-1	2-0	-	-	-	-
Georgia Tech	5-5	0-1	-	4-3	1-0	0-1	1-2	-	0-3	1-0	2-0	-	-	1-0
Louisville	1-0	-	-	1-0	-	-	-	1-0	-	-	-	-	-	-
Miami	2-1	1-1	-	-	1-0	-	-	-	-	0-1	-	-	-	2-0
North Carolina	4-13	-	-	2-4	0-5	2-4	-	1-0	2-3	0-6	1-1	0-2	-	0-1
Notre Dame	0-1	-	-	0-1	-	-	-	0-1	-	-	-	-	-	-
N.C. State	3-14	-	-	3-9	0-4	0-1	0-2	-	1-3	1-5	1-0	0-3	0-1	-
Pittsburgh	2-0	-	1-0	-	1-0	-	-	1-0	-	1-0	--	--	--	-
Virginia Tech	1-0	1-0	-	-	-	-	-	-	-	1-0	-	-	-	-
Wake Forest	6-6	-	-	5-5	1-1	-	-	-	2-0	4-4	-	0-2	-	-
Maryland	4-4	-	-	3-2	1-2	-	-	-	1-0	0-1	1-1	2-2	-	-
South Carolina	0-1	-	-	0-1	-	-	-	-	0-1	-	-	-	-	-
TOTALS	42-63	4-5	1-0	25-36	9-16	3-6	3-6	4-1	8-14	17-24	5-2	2-13	0-1	3-2

EVERETT CASE AWARD

ACC Tournament Most Outstanding Player

Year	Player
1976	Wally Walker
2014	Joe Harris
2018	Kyle Guy

ALL-ACC TOURNAMENT FIRST TEAM

Year	Player
1955	Buzzy Wilkinson
1959	Paul Adkins
1970	Chip Case
1971	Barry Parkhill
1972	Barry Parkhill
1976	Marc Iavaroni, Billy Langloh, Wally Walker
1977	Marc Iavaroni, Bobby Stokes
1982	Ralph Sampson
1983	Ralph Sampson, Othell Wilson
1987	Andrew Kennedy
1990	Bryant Stith
1991	John Crotty
1993	Cory Alexander
1994	Harold Deane, Jamal Robinson
1995	Junior Burrough
2014	Malcolm Brogdon, Joe Harris
2016	Malcolm Brogdon, Anthony Gill
2018	Kyle Guy, Devon Hall
2019	Kyle Guy

ALL-ACC TOURNAMENT SECOND TEAM

Year	Player
1954	Buzzy Wilkinson
1955	Bill Miller
1956	Bob McCarty, Bill Miller
1960	Paul Adkins
1970	Bill Gerry
1972	Scott McCandlish
1973	Gus Gerard, Barry Parkhill
1974	Gus Gerard, Billy Langloh
1975	Wally Walker
1976	Bobby Stokes
1977	Steve Castellan, Billy Langloh
1979	Jeff Lamp
1981	Jeff Lamp
1982	Ricky Stokes
1989	Bryant Stith
1990	John Crotty, Anthony Oliver, Kenny Turner
2005	J.R. Reynolds
2014	Anthony Gill, Akil Mitchell
2015	Malcolm Brogdon
2016	London Perrantes
2018	Ty Jerome



WILLIAM STRICKLING


1915 All-American

William Strickling starred at center on three of the greatest Virginia teams of the head coach "Pop" Lannigan era (1905-29). Lettering from 1914-16, Strickling helped lead UVA to the best three-year winning percentage in school history (.920, 40-3-1).

In 1915, Strickling became the first Virginia basketball player to earn first-team All-America distinction after leading the team to a perfect 17-0 record. He averaged 17.8 points per game that season as a member of Virginia's "Famous Five" starting lineup and scored the winning foul shot in a 30-29 overtime victory over North Carolina in Raleigh, N.C.

Strickling captained the 1916 squad, which posted an 11-2 record. Virginia's 21-11 loss to Catholic in the fourth game of the season snapped a 22-game winning streak.

During Strickling's first season at Virginia in 1914, UVA compiled a 12-1-1 record and captured the South Atlantic Championship. Executing Lannigan's sophisticated pattern offense to precision, Virginia averaged 50.9 points a game that season and tallied 60 or more points on five occasions. No Virginia team would surpass the 1914 squad's offensive production until the 1946 Cavaliers averaged 54 points per game.



BUZZY WILKINSON

14

1955 All-American • Retired Number


One of the most prolific scorers in UVA history, Buzzy Wilkinson lettered for the Cavaliers from 1953-55.

Among his many outstanding accomplishments, the 1955 team captain became one of the first three collegians to average 30 points or better per game over the course of a season. He finished with a career scoring average of 28.6 points—still a UVA and ACC record. Wilkinson also holds the conference and school record for season scoring average (32.1 ppg) in 1954-55.

Wilkinson's UVA career scoring record of 2,233 points stood for nearly 26 years before it was broken in 1981 by Jeff Lamp.

Nonetheless, he still holds the season scoring record with 898 points, as well as season records for most free throws made (282) and most field goals made (308) in 1954-55.

An outstanding pure shooter, the 6-2 guard was drafted by the Boston Celtics, but his career was shortened by an automobile accident.



BARRY PARKHILL

40

1972 & 1973 All-American • Retired Number

One of the greatest all-purpose guards in Atlantic Coast Conference history, Barry Parkhill was chosen Virginia's first ACC Basketball Player of the Year after the 1971-72 season. He was also named ACC Athlete of the Year that year.

The 6-4 Parkhill led the conference in scoring in 1971-72 (21.6 ppg) as he guided the Cavaliers to a 21-7 record and a first-ever Top-10 ranking in both wire service polls following an 11-0 start. He still holds the UVA (tied for sixth in ACC) single-game scoring record (51 points vs. Baldwin-Wallace) and ranks ninth in career assists (369 in three seasons).

The two-time All-American (1972 and '73) was drafted by both the Virginia Squires (ABA) and Portland Trail Blazers (NBA) and went on to play three seasons in the ABA. Parkhill then moved to William & Mary, where he served as an assistant and

head coach. He was an assistant basketball coach at the U.S. Naval Academy for two seasons after spending a year as head basketball coach at St. Michael's College in Winooski, Vt.


Parkhill is in his 17th year as associate athletics director for development at the University of Virginia. He previously served three years as director of alumni development for the UVA Alumni Association and director of capital projects for athletics. Before that, he spent three years as associate director of regional development at UVA. Parkhill was inducted into the Virginia Sports Hall of Fame (Portsmouth, Va.) in April of 2001.

Parkhill joined Jeff Lamp and Ralph Sampson as one of three former Cavaliers chosen to the ACC's 50th Anniversary Men's Basketball Team before the start of the 2002-03 season.

41

WALLY WALKER

Retired Number



A prolific frontcourt scorer, "Wonderful" Wally Walker led Virginia to its first Atlantic Coast Conference Tournament championship and its first NCAA Tournament berth in 1976. He is one of two Cavaliers to receive the Everett Case Award as the ACC Tournament's Most Valuable Player, following Virginia's upset of three nationally-ranked teams en route to the ACC title. Enjoying one of the finest individual seasons ever by a Cavalier during the 1975-76 season, Walker scored 21 points and grabbed seven rebounds in the 1976 ACC Tournament championship game against North Carolina.

Walker's scoring average of 22.1 points during the 1975-76 season ranks as the sixth best in UVA history and his 1,849 career points rank seventh on the all-time Cavalier list.

Walker was the fifth player chosen in the 1976 NBA draft, taken by the Portland Trail Blazers. He was a reserve forward for the 1977 Portland World Championship team and, the following year, was traded to the Seattle SuperSonics, who won the 1979 NBA title. Walker was then traded to Houston where he teamed with another former Cavalier, Ralph Sampson.


Following his pro basketball career, Walker attended graduate business school at Stanford and started his own financial investment company. He returned to the NBA in 1994, becoming president and general manager of the SuperSonics. He is currently the founder and principal of Hana Road Capital in Seattle, Wash.

In March of 2001, Walker was one of five former collegiate players named to the 2001 Hillyard Silver Anniversary All-America basketball team, as selected by the National Association of Basketball Coaches. Walker was joined on the team by Quinn Buckner (Indiana), John Lucas (Maryland), Ron Lee (Oregon) and Phil Sellers (Rutgers).

3

JEFF LAMP

1980 & 1981 All-American • Retired Number



Jeff Lamp set a standard of class in the Atlantic Coast Conference that few have matched. Best when the pressure was on, he was an outstanding clutch performer who tied or won no fewer than 14 games for UVA in the final minute of play.

Lamp was an All-ACC selection in each of his four seasons at UVA (1978-81). He finished with 2,317 career points, which was a school record until broken by Bryant Stith (2,516) in 1992.

A two-time All-American, the 6-6 guard helped lead the Cavaliers to the NIT championship in 1980 and a berth in the 1981 NCAA Final Four. Virginia opened the

1980-81 campaign with 23 consecutive wins before finishing with a 29-4 mark. Lamp earned Most Valuable Player honors in the NCAA East Regional that year and was an All-Tournament selection at the NCAA Final Four in Philadelphia, Pa.


Lamp was chosen in the first round of the 1981 NBA draft (15th pick overall) by the Portland Trail Blazers. He also played with a number of other NBA teams, including the San Antonio Spurs, Milwaukee Bucks and Los Angeles Lakers.

Lamp joined Barry Parkhill and Ralph Sampson as one of three former Cavaliers chosen to the ACC's 50th Anniversary Men's Basketball Team before the start of the 2002-03 season.

50

RALPH SAMPSON

1980, 1981, 1982 & 1983 All-American • Retired Number



One of the most heralded cagers of all time, Ralph Sampson dominated the collegiate game during his four-year career from 1980-83.

Leading Virginia to a new level of national prominence and success, the 7-4 center helped guide the Cavaliers to an NIT championship as a freshman in

1980 and to three NCAA tournaments, including the Final Four in 1981. In addition, the Sampson-led Cavaliers won 112 of 135 games and were ranked in the Top 10 by The Associated Press for 49 consecutive weeks.


The three-time National and ACC Player of the Year also left his mark in the UVA record books. Known almost as much for his unselfish team play as for his outstanding athletic ability, Sampson nonetheless finished as Virginia's third all-time leading scorer (currently fourth with 2,228 points) and holds UVA career records for rebounding (1,511), field goals made (899), blocked shots (462) and dunks (253).

Among his numerous accolades, Sampson was a four-time All-American, earned three consecutive Rupp Trophies and Naismith Awards, and two consecutive John R. Wooden Awards and Eastman Awards.

Sampson was picked by the Houston Rockets as the NBA's No. 1 draft choice and went on to earn NBA Rookie of the Year honors. During his nine-year NBA career, he helped lead Houston to the 1986 NBA finals and later played for the Golden State Warriors, Sacramento Kings and Washington Bullets.

Sampson joined Jeff Lamp and Barry Parkhill as one of three former Cavaliers chosen to the ACC's 50th Anniversary Men's Basketball Team before the start of the 2002-03 season.

Sampson was inducted into the National Collegiate Basketball Hall of Fame in 2011 and Naismith Memorial Basketball Hall of Fame in 2012.



BRYANT STITH

20

Retired Number

Bryant Stith starred on Virginia teams from 1989-92. During that time, the versatile 6-5 swingman helped propel the Cavaliers to four 20-win seasons, three NCAA appearances and the 1992 National Invitation Tournament championship.

Stith finished his career as UVA's all-time leading scorer (2,516 points) and second-leading rebounder (currently fifth with 859 rebounds). He posted the fourth-highest career point total in Atlantic Coast Conference history and established himself as the all-time Division I scoring leader in the state of Virginia.

A three-time honorable mention All-American and first-team All-ACC performer, Stith averaged 20.7 points per game as a senior. The four-year letterwinner scored in double figures in all 33 games of his senior season and in the final 51 games of his career.


He was named the Most Valuable Player of the 1992 NIT after leading UVA to an 81-76 overtime win vs. Notre Dame in the championship game at Madison Square Garden. Sinking five of six free throws in the overtime period, Stith finished with a team-high 24 points and eight rebounds.

Arguably the greatest clutch performer to wear a Cavalier uniform since Jeff Lamp, whose UVA scoring record of 2,317 points he eventually broke, Stith provided many late-game heroics and often seemed unstoppable. Playing at Notre Dame as a junior during the 1990-91 regular season, he scored Virginia's final 19 points, including 17 in the last 3:14, to lead UVA to a dramatic 68-67 come-from-behind victory.

He capped his freshman season in 1988-89 by being named ACC Rookie of the Year. The Cavaliers—paced by Stith's 28 points and seven rebounds—advanced to the final of the NCAA Southeast Regional with an 86-80 victory over heavily favored Oklahoma.

Stith is listed in the top six of several UVA career statistical categories. The 1992 Wooden Award finalist ranks: first in scoring (2,516), minutes played (4,391) and free throws made (690); second in field goals made (856); fifth in rebounds (859); and seventh in steals (177).

The sixth Virginia men's basketball player to have his jersey number retired, Stith was selected in the first round of the 1992 NBA draft (13th pick overall) by the Denver Nuggets. He played a total of 10 pro seasons—eight with the Nuggets, and one each with the Boston Celtics and Cleveland Cavaliers—before retiring prior to the start of the 2002-03 NBA season.



CURTIS STAPLES

5

Retired Jersey


One of the top 3-point shooters in NCAA history, Curtis Staples had his jersey retired at halftime during UVA's victory over Arizona in the first men's regular-season basketball game at John Paul Jones Arena on Nov. 12, 2006. Staples, a 6-3 guard from Roanoke, Va., finished his Virginia career in 1998 as the NCAA's leader in

3-point field goals made with 413. His mark stood until Duke's J.J. Redick established a new NCAA record for three-point field goals made (457) during the 2005-06 season.

In addition to being Virginia's career leader in 3-point field goals made, Staples holds UVA records for 3-point field goals made in a season (130) and in a game (9). He

also holds Virginia records for most 3-point field goals made by a senior (130), junior (98), sophomore (82) and freshman (103). He led the Atlantic Coast Conference in 3-pointers made per game during each of his four seasons at UVA.

Staples ranks 10th on the Cavaliers' career scoring list with 1,757 points. He lettered four times for Virginia and was a team captain as a senior in 1997-98. Staples averaged a career-high 18.1 points a game during the 1997-98 season and earned All-ACC third-team honors.



SEAN SINGLETARY

44

2007 All-American • Retired Number • Retired Jersey

Sean Singletary finished his Virginia career as one of three Cavaliers to earn first-team All-Atlantic Coast Conference honors three times, one of five UVA players to score more than 2,000 points and ranked among the program's leaders in a number of statistical categories.

Singletary scored in double figures in a program-record 55 consecutive games and became the first player in ACC history to amass 2,000 points, 500 assists, 400 rebounds and 200 steals in a career.

In his final season with the Cavaliers in 2007-08, the 6-0 point guard from Philadelphia, Pa., averaged 19.8 points, 6.1 assists and 3.8 rebounds per game. He earned All-ACC first-team honors for the third consecutive season and was an honorable mention All-America selection by The Associated Press and CollegeHoops.net. He scored a career-high 41 points at Miami on March 1, 2008.

Singletary earned All-America third-team honors from the National Association of Basketball Coaches and CollegeHoops.net in 2007. Singletary averaged 19.0 points, 4.7 assists, 4.6 rebounds and 33.2 minutes played per game for the 2006-07 season.

A three-time team captain, Singletary finished his Virginia career ranked second on the Cavaliers' career steals list (200), third in assists (587) and 3-point field goals made (222), fourth in free throws made (573), fifth in scoring (2,079 points) and ninth in field goals made (642). He led the Cavaliers in assists and steals each of his four seasons in the program, and in scoring his last three seasons.

Singletary's jersey was retired prior to his final regular-season game at John Paul Jones Arena in 2008 and his No. 44 was retired on Feb. 15, 2009. He was drafted in the second round of the 2008 NBA Draft by the Sacramento Kings and played one NBA season with the Phoenix Suns and Charlotte Bobcats.



MIKE SCOTT

2012 All-American

Mike Scott concluded his Virginia career in 2012 with a strong senior season that saw him become the seventh All-American in school history.

Scott was named a third-team All-American in 2012 by The Sporting News and Basketball Times. He became the first Cavalier to be named a Sporting News

with a .563 field goal percentage. Scott was honored as the ACC Player of the Week a league-high four times during the 2011-12 season, becoming the first Virginia player to earn the honor four times in one season.

Scott finished his Virginia career ranked third in rebounds (944), third in double-doubles (34) and 16th in points scored (1,538) on UVA's all-time lists.

Scott was selected in the second round of the 2012 NBA Draft by the Atlanta Hawks with the 43rd overall pick. He has played for the Hawks since 2012-13.

All-American in 29 years.

A first-team All-ACC selection during his final season, Scott led Virginia in scoring at 18.0 points per game and in rebounding at 8.3 per game, while leading the conference



JUSTIN ANDERSON

2015 All-American

Justin Anderson helped lead the Cavaliers to 83 wins, two NCAA Tournament appearances, two ACC regular-season titles and one ACC Tournament championship during his three seasons at UVA from 2013-15.

Anderson averaged 12.2 points and shot 45.2

percent from 3-point range as Virginia won 30 games and claimed its second straight ACC regular-season title during his All-America season in 2015. Anderson was averaging a team-high and career best 13.9 points before fracturing his finger and suffering

an appendectomy during the season. He returned to action against Florida State in the ACC quarterfinals after missing eight games and had 15 points in Virginia's NCAA Tournament win against Belmont. In addition to his third-team All-America honor, Anderson was named to the All-ACC Second Team by the media and coaches despite missing eight league games.

Anderson declared for the NBA Draft on April 15, 2015, and finished his Virginia career with 873 points, 341 rebounds and 180 assists in 98 career games.



MALCOLM BROGDON

2015 & 2016 All-American • Retired Number

Two-time All-American Malcolm Brogdon finished his stellar career ranked ninth on UVA's all-time scoring list with 1,809 points.

Brogdon also ranked first in free throw percentage (87.6%), second in games played (136), fifth in minutes played (4,157), sixth in 3-point field goal percentage (36.5%), seventh in 3-pointers (185) and ninth in free throws (422).

Brogdon earned unanimous consensus first-team All-America and NABC Defensive Player of the Year honors in 2016 after becoming the first player to be named ACC Player of the Year and Defensive Player of the Year in the same season. The three-time


All-ACC first-team performer earned consensus second-team All-America honors in 2015.

Brogdon helped Virginia to 111 wins, four NCAA tournaments, two ACC regular-season titles and one ACC Tournament championship during his career.

He was drafted by the Milwaukee Bucks in the second round (36th overall) of the 2016 NBA Draft and was named NBA Rookie of the Year in 2017, averaging 10.2 points and 4.2 assists in 75 games. Brogdon and the Bucks advanced to the NBA playoffs.

Brogdon's No. 15 was retired at Virginia on Feb. 20, 2017, prior to Cavaliers' ACC contest against Miami.

15



KYLE GUY

2018 & 2019 All-American

Kyle Guy was a Final Four Most Outstanding Player, two-time All-American, two-time All-ACC first-team honoree and ACC Tournament MVP during his decorated three-year Virginia career. He averaged 19.5 points in wins over Auburn and Texas Tech at the

2019 NCAA Final Four. Guy sank three free throws with 0.6 seconds remaining to lift Virginia to a 63-62 win over the Tigers in the national semifinals. Guy added 24 points in the Cavaliers' 85-77 overtime win against the Red Raiders in the title game. Guy led Virginia in scoring at 15.4 points per game to earn consensus All-America third-team honors in 2018-19. Guy was a third-team All-American in 2017-18.

Guy finished his UVA career ranked first in 3-point percentage (42.5%), second in made 3-pointers (254) and 26th in scoring (1,323 points). Guy's 120 3-pointers in 2018-19 rank second on the UVA single-season list. He made a school-record 11 consecutive 3-pointers over a two-game span, netted 16 20-point games, and averaged 12.5 points and 3.0 rebounds in 106 career games.



DE'ANDRE HUNTER

2019 All-American

De'Andre Hunter earned second-team All-America honors and was a consensus third-team All-American in 2019. Hunter was named the NABC National Defensive Player of the Year, All-ACC first team and ACC Defensive Player of the Year after his breakout season.

He averaged 15.2 points and 5.1 rebounds, while shooting 52 percent from the field, 43.8 percent from 3-point range and 78.3 percent from the free throw line. Hunter racked up 12 career 20-point games, including a career-high 27 points against Texas Tech in the NCAA championship game. He was the ACC Sixth Man of the Year and averaged 12.4 points and 4.4 rebounds in 71 career games at UVA.



NAISMITH MEMORIAL BASKETBALL HALL OF FAME

Player	Year
Ralph Sampson	Class of 2012

COLLEGE BASKETBALL HALL OF FAME

Player	Year
Ralph Sampson	Class of 2011

NATIONAL PLAYER OF THE YEAR

Year	Player	Organization
1981	Ralph Sampson	(AP,UPI,BW,BT,RUPP)
1982	Ralph Sampson	(AP,UPI,BW,BT,NABC,Wooden,Naismith,NABC,RUPP,TSN,Co-Helms)
1983	Ralph Sampson	(AP,UPI,BW,BT,NABC,Wooden,Naismith,NABC,RUPP)

ALL-AMERICANS

Year	Player	Team
1915	William Strickling	(1st Team)
1955	Buzzy Wilkinson	(1-CV; 3-AP)
1972	Barry Parkhill	(1-CV,USBWA; 2-AP,UPI; 3-NABC)
1973	Barry Parkhill	(2-CV; 3-NABC)
1980	Jeff Lamp	(3-UPI)
	Ralph Sampson	(2-CV)
1981	Jeff Lamp	(1-USBWA; 2-UPI; 3-AP, NABC)
	Ralph Sampson	(1-AP,UPI,CV,NABC,USBWA,SN)
1982	Ralph Sampson	(1-AP,UPI,CV,NABC,USBWA,SN)
1983	Ralph Sampson	(1-AP,UPI,CV,NABC,USBWA,SN)
2007	Sean Singletary	(3-NABC,CH)
2012	Mike Scott	(3-SN, BT)
2015	Malcolm Brogdon	(2-AP,NABC,USBWA,USAT)
	Justin Anderson	(3-NABC)
2016	Malcolm Brogdon	(1-AP,NABC,USBWA,SN; 2-USAT,SI)
2018	Kyle Guy	(3-AP, NABC, BT)
2019	De'Andre Hunter	(2-NABC, 3-AP, SN, SI, USBWA, USAT)
	Kyle Guy	(2-USAT, 3-AP, SN, SI, NABC)

Awards Legend: AP-Associated Press; BT-Basketball Times; CH-CollegeHoops.net; CV-Converse; NABC-National Association of Basketball Coaches; SI-Sports Illustrated; SN-Sporting News; UPI-United Press International; USBWA-U.S. Basketball Writers Association; USAT-USA Today

FRANCES POMEROY NAISMITH HALL OF FAME AWARD

Most Outstanding Senior College Player under six-feet tall

Year	Player
1984	Ricky Stokes

ALLSTATE NABC GOOD WORKS TEAM®

Players who have made a commitment to improving their communities and the lives of others

Year	Player
2014	Joe Harris
2015	Malcolm Brogdon
2016	Anthony Gill

ACADEMIC ALL-AMERICANS

Year	Player
1973	Jim Hobgood
1976	Wally Walker
1981	Jeff Lamp, Lee Raker

NABC DEFENSIVE PLAYER OF THE YEAR

Year	Player
2016	Malcolm Brogdon

NCAA FINAL FOUR MOP

Year	Player
2019	Kyle Guy

LEFTY DRIESELL DEFENSIVE PLAYER OF THE YEAR

Year	Player
2015	Darion Atkins

USBWA ALL-DISTRICT

Year	Player	Year	Player
1990	Bryant Stith	2008	Sean Singletary
1991	Bryant Stith	2010	Sylvan Landesberg
1992	Bryant Stith	2012	Mike Scott
1993	Cory Alexander	2013	Joe Harris
1994	Junior Burrough	2014	Joe Harris, Malcolm Brogdon
1995	Junior Burrough, Harold Deane	2015	Malcolm Brogdon, Justin Anderson
2000	Chris Williams	2016	Malcolm Brogdon, Anthony Gill
2002	Roger Mason, Jr., Travis Watson	2017	London Perrantes
2003	Travis Watson	2018	Kyle Guy, Devon Hal
2006	Sean Singletary	2019	Kyle Guy, De'Andre Hunter
2007	J.R. Reynolds, Sean Singletary		Ty Jerome

USBWA DISTRICT PLAYER OF THE YEAR

Year	Player
1990	Bryant Stith
2016	Malcolm Brogdon

USBWA DISTRICT COACH OF THE YEAR

Year	Coach
2012	Tony Bennett
2014	Tony Bennett
2015	Tony Bennett
2016	Tony Bennett
2018	Tony Bennett

NABC ALL-DISTRICT

Year	Player	Team	Year	Player	Team
1993	Cory Alexander	2nd Team	2015	Malcolm Brogdon	1st Team
2002	Roger Mason, Jr.	1st Team		Justin Anderson	1st Team
	Travis Watson	2nd Team	2016	Malcolm Brogdon	1st Team
2003	Travis Watson	1st Team	2017	London Perrantes	2nd Team
2007	J.R. Reynolds	1st Team	2018	Kyle Guy	2nd Team
	Sean Singletary	1st Team		Devon Hall	2nd Team
2008	Sean Singletary	1st Team	2019	Kyle Guy	1st Team
2010	Sylvan Landesberg	1st Team		De'Andre Hunter	1st Team
2012	Mike Scott	1st Team		Ty Jerome	2nd Team
2013	Joe Harris	1st Team			
2014	Joe Harris	2nd Team			
	Malcolm Brogdon	2nd Team			

NABC DISTRICT COACH OF THE YEAR

Year	Coach
2007	Dave Leitao
2014	Tony Bennett
2015	Tony Bennett
2018	Tony Bennett
2019	Tony Bennett



CAVALIERS IN THE NBA

NBA PLAYERS

Player	Last UVA Year	NBA Teams
Cory Alexander	1995	San Antonio Spurs, Denver Nuggets, Orlando Magic, Charlotte Bobcats
Justin Anderson	2015	Dallas Mavericks, Philadelphia 76ers, Atlanta Hawks
Malcolm Brogdon	2016	Milwaukee Bucks
Junior Burrough	1995	Boston Celtics
Rick Carlisle	1984	Boston Celtics, New York Knicks, New Jersey Nets
John Crotty	1991	Utah Jazz, Cleveland Cavaliers, Miami Heat, Portland Trail Blazers, Seattle SuperSonics, Detroit Pistons, Denver Nuggets
Kenton Edelin	1984	Indiana Pacers
Gus Gerard	1974	Denver Nuggets, Buffalo Braves, Detroit Pistons, Kansas City Kings, San Antonio Spurs
Kyle Guy	2019	Sacramento Kings
Devon Hall	2019	Oklahoma City Thunder
Joe Harris	2014	Cleveland Cavaliers, Brooklyn Nets
De'Andre Hunter	2019	Atlanta Hawks
Marc Iavaroni	1978	Philadelphia 76ers, San Antonio Spurs, Utah Jazz
Ty Jerome	2019	Phoenix Suns
Jeff Lamp	1981	Portland Trail Blazers, Milwaukee Bucks, San Antonio Spurs, Los Angeles Lakers
Roger Mason, Jr.	2002	Chicago Bulls, Toronto Raptors, Washington Wizards, San Antonio Spurs, New York Knicks, New Orleans Hornets, Miami Heat
London Perrantes	2017	Cleveland Cavaliers
Olden Polynice	1987	Seattle SuperSonics, Los Angeles Clippers, Detroit Pistons, Sacramento Kings, Utah Jazz
Jamal Robinson	1997	Miami Heat
Ralph Sampson	1983	Houston Rockets, Golden State Warriors, Sacramento Kings, Washington Bullets
Mike Scott	2012	Atlanta Hawks, Washington Wizards, Los Angeles Clippers
Sean Singletary	2008	Phoenix Suns, Charlotte Bobcats
Bryant Stith	1992	Denver Nuggets, Boston Celtics, Cleveland Cavaliers
Mike Tobey	2017	Charlotte Hornets
Wally Walker	1976	Portland Trail Blazers, Seattle SuperSonics, Houston Rockets
Othell Wilson	1984	Golden State Warriors, Sacramento Kings

NBA HEAD COACHES

Player	NBA Teams
Rick Carlisle	Detroit Pistons (2001-03), Indiana Pacers (2003-07), Dallas Mavericks (2008-pres.)
Marc Iavaroni	Memphis Grizzlies (2007-09)

NBA GENERAL MANAGERS

Player	NBA Teams
Wally Walker	Seattle SuperSonics (1994-2001)

NBA PRESEASON/SUMMER ROSTER PLAYERS

Player	Last UVA Year	Player	Last UVA Year
Darion Atkins	2015	Lewis Lattimore	1981
Elton Brown	2005	Scott McCandlish	1972
Herb Busch	1959	Jim Miller	1985
Steve Castellan	1979	Akil Mitchell	2014
Frank DeWitt	1972	Cornel Parker	1994
Mustapha Farrakhan	2011	London Perrantes	2017
Anthony Gill	2016	Lee Raker	1981
Devon Hall	2018	Craig Robinson	1983
Jeff Jones	1982	Jack Salt	2019
Andrew Kennedy	1987	Tom Sheehy	1987
Sylvan Landesberg	2010	Isaiah Wilkins	2018
Billy Langloh	1977	Buzzy Wilkinson	1955

CAVALIERS IN THE NBA DRAFT

Player	Year	Round	Pick #	Team
Joe Noertker	1950	10	117	Washington Capitols
Buzzy Wilkinson	1955	3	18	Boston Celtics
Herb Busch	1959	5	36	New York Knicks
Jim Connelly	1967	8	89	Philadelphia 76ers
Norm Carmichael	1969	15	193	Atlanta Hawks
Chip Case	1969	18	211	Baltimore Bullets
Chip Case	1970	3	43	Buffalo Braves
Scott McCandlish	1972	9	130	Portland Trail Blazers
Frank DeWitt	1972	12	167	Buffalo Braves
Barry Parkhill	1973	1	15	Portland Trail Blazers
Gus Gerard	1975	3	50	Portland Trail Blazers
Wally Walker	1976	1	5	Portland Trail Blazers
Billy Langloh	1977	5	100	Boston Celtics
Marc Iavaroni	1978	3	55	New York Knicks
Steve Castellan	1979	7	130	Boston Celtics
Jeff Lamp	1981	1	15	Portland Trail Blazers
Lee Raker	1981	4	77	San Diego Clippers
Lewis Lattimore	1981	7	159	Milwaukee Bucks
Jeff Jones	1982	4	77	Indiana Pacers
Ralph Sampson	1983	1	1	Houston Rockets
Craig Robinson	1983	3	68	Boston Celtics
Othell Wilson	1984	2	35	Golden State Warriors
Rick Carlisle	1984	3	70	Boston Celtics
Kenton Edelin	1984	7	140	Indiana Pacers
Jim Miller	1985	6	129	Utah Jazz
Olden Polynice	1987	1	8	Chicago Bulls
Andrew Kennedy	1987	2	43	Philadelphia 76ers
Tom Sheehy	1987	4	70	Boston Celtics
Bryant Stith	1992	1	13	Denver Nuggets
Cory Alexander	1995	1	29	San Antonio Spurs
Junior Burrough	1995	2	33	Boston Celtics
Roger Mason, Jr.	2002	2	31	Chicago Bulls
Sean Singletary	2008	2	42	Sacramento Kings
Mike Scott	2012	2	43	Atlanta Hawks
Joe Harris	2014	2	33	Cleveland Cavaliers
Justin Anderson	2015	1	21	Dallas Mavericks
Malcolm Brogdon	2016	2	36	Milwaukee Bucks
Devon Hall	2018	2	53	Oklahoma City
De'Andre Hunter	2019	1	4	Los Angeles Lakers
Ty Jerome	2019	1	24	Philadelphia 76ers
Kyle Guy	2019	2	55	New York Knicks

NBA CHAMPIONS

Player	Year	Team
Wally Walker	1977	Portland Trail Blazers
Wally Walker	1979	Seattle SuperSonics
Marc Iavaroni	1983	Philadelphia 76ers
Rick Carlisle	1986	Boston Celtics
Jeff Lamp	1988	Los Angeles Lakers
Rick Carlisle	2011	Dallas Mavericks (Head Coach)

NBA ROOKIE OF THE YEAR

Player	Year
Ralph Sampson	1984
Malcolm Brogdon	2017

NBA ALL-STAR GAME

Player	Year(s)
Ralph Sampson	1984, 1985, 1986, 1987

NBA ALL-STAR GAME MVP

Player	Year
Ralph Sampson	1985

ABA PLAYERS

Player	Last UVA Year	ABA Teams
Gus Gerard	1974	St. Louis Spirits, Denver Nuggets
Barry Parkhill	1973	Virginia Squires, St. Louis Spirits

**CORY ALEXANDER**

Year	Team	GP-GS	MPG	FG-FGA	FG%	3FG-3FGA	3FG%	FT-FTA	FT%	REB-Avg	AST	BLK	STL	PTS-Avg
1995-96	SAS	60-0	9.3	63-155	.406	26-66	.394	16-25	.640	42-0.7	121	2	27	168-2.8
1996-97	SAS	80-6	18.2	194-490	.396	94-252	.373	95-129	.736	123-1.5	254	16	82	577-7.2
1997-98	SAS-DEN	60-22	21.6	171-400	.428	66-176	.375	80-102	.784	146-2.4	209	11	70	488-8.1
1998-99	DEN	36-4	21.6	97-260	.373	30-105	.286	37-44	.841	74-2.1	119	5	35	261-7.3
1999-00	DEN	29-2	11.3	28-98	.286	9-35	.257	17-22	.773	42-1.4	58	2	24	82-2.8
2000-01	ORL	26-0	8.7	18-56	.321	4-16	.250	12-18	.667	25-1.0	36	0	16	52-2.0
2004-05	CHA	16-1	12.6	16-49	.327	8-19	.421	9-12	.750	29-1.8	37	1	9	49-3.1
CAREER		307-35	15.8	587-1508	.389	237-669	.354	266-352	.756	481-1.6	834	37	263	1677-5.5

JUSTIN ANDERSON

Year	Team	GP-GS	MPG	FG-FGA	FG%	3FG-3FGA	3FG%	FT-FTA	FT%	REB-Avg	AST	BLK	STL	PTS-Avg
2015-16	DAL	55-9	11.8	71-175	.406	22-83	.265	44-55	.800	132-2.4	29	25	19	208-3.8
2016-17	DAL-PHI	75-10	16.4	186-439	.424	58-194	.299	102-129	.791	245-3.3	66	23	41	532-7.1
2017-18	PHI	38-0	13.7	87-202	.431	34-103	.330	28-38	.737	93-2.4	25	7	15	236-6.2
2018-19	ATL	48-4	9.6	64-157	.408	24-77	.312	26-35	.743	84-1.8	23	13	22	178-3.7
CAREER		216-23	13.2	408-973	.419	138-457	.302	200-257	.778	554-2.6	143	68	97	1154-5.3

MALCOLM BROGDON

Year	Team	GP-GS	MPG	FG-FGA	FG%	3FG-3FGA	3FG%	FT-FTA	FT%	REB-Avg	AST	BLK	STL	PTS-Avg
2016-17	MIL	75-28	26.4	290-635	.457	78-193	.404	109-126	.865	213-2.8	317	12	84	767-10.2
2017-18	MIL	48-20	29.9	244-503	.485	62-161	.385	75-85	.882	156-3.3	152	13	41	625-13.0
2018-19	MIL	64-64	28.6	378-748	.505	104-244	.426	141-152	.928	288-4.5	205	13	46	1001-15.6
CAREER		187-112	28.1	912-1886	.484	244-598	.408	325-363	.895	657-3.5	674	38	171	2393-12.8

JUNIOR BURROUGH

Year	Team	GP-GS	MPG	FG-FGA	FG%	3FG-3FGA	3FG%	FT-FTA	FT%	REB-Avg	AST	BLK	STL	PTS-Avg
1995-96	BOS	61-3	8.1	64-170	.376	0-0	.000	61-93	.656	109-1.8	15	10	15	189-3.1
CAREER		61-3	8.1	64-170	.376	0-0	.000	61-93	.656	109-1.8	15	10	15	189-3.1

RICK CARLISLE

Year	Team	GP-GS	MPG	FG-FGA	FG%	3FG-3FGA	3FG%	FT-FTA	FT%	REB-Avg	AST	BLK	STL	PTS-Avg
1984-85	BOS	38-0	4.7	26-67	.388	0-2	.000	15-17	.882	21-0.6	25	0	3	67-1.8
1985-86	BOS	77-1	9.9	92-189	.487	0-10	.000	15-23	.652	77-1.0	104	4	19	199-2.6
1986-87	BOS	42-0	7.1	30-92	.326	5-16	.313	15-20	.750	30-0.7	35	0	8	80-1.9
1987-88	NYK	26-0	7.8	29-67	.433	6-17	.353	10-11	.909	13-0.5	32	4	11	74-2.8
1989-90	NJN	5-0	4.2	1-7	.143	0-3	.000	0-0	.000	0-0.0	5	1	1	2-0.4
CAREER		188-1	7.8	178-422	.422	11-48	.229	55-71	.775	141-0.8	201	9	42	422-2.2

JOHN CROTTY

Year	Team	GP-GS	MPG	FG-FGA	FG%	3FG-3FGA	3FG%	FT-FTA	FT%	REB-Avg	AST	BLK	STL	PTS-Avg
1992-93	UTA	40-0	6.1	37-72	.514	2-14	.143	26-38	.684	17-0.4	55	0	11	102-2.6
1993-94	UTA	45-0	7.0	45-99	.455	11-24	.458	31-36	.861	31-0.7	77	1	15	132-2.9
1994-95	UTA	80-0	12.7	93-231	.403	11-36	.306	98-121	.810	97-1.2	205	6	39	295-3.7
1995-96	CLE	58-4	10.6	51-114	.447	8-27	.333	62-72	.861	54-0.9	102	6	22	172-3.0
1996-97	MIA	48-0	13.7	79-154	.513	20-49	.408	54-64	.844	47-1.0	102	0	18	232-4.8
1997-98	POR	26-2	14.6	29-90	.322	6-20	.300	32-34	.941	32-1.2	63	1	10	96-3.7
1998-99	POR-SEA	27-0	14.1	51-124	.411	14-36	.389	43-50	.860	31-1.1	63	0	11	159-5.9
1999-00	DET	69-0	13.6	106-251	.422	33-80	.413	80-93	.860	75-1.1	128	5	27	325-4.7
2000-01	UTA	31-0	8.5	22-65	.338	4-7	.571	17-19	.895	28-0.9	34	0	6	65-2.1
2001-02	UTA	41-0	19.6	98-208	.471	31-69	.449	57-66	.864	75-1.8	141	1	19	284-6.9
2002-03	DEN	12-0	15.0	14-41	.341	4-13	.308	9-15	.600	15-1.3	29	0	3	41-3.4
CAREER		477-6	12.1	625-1449	.431	144-375	.384	509-608	.837	502-1.1	999	20	181	1903-4.0

KENTON EDELIN

Year	Team	GP-GS	MPG	FG-FGA	FG%	3FG-3FGA	3FG%	FT-FTA	FT%	REB-Avg	AST	BLK	STL	PTS-Avg
1984-85	IND	10-1	14.3	4-13	.308	0-0	.000	3-8	.375	26-2.6	10	4	5	11-1.1
CAREER		10-1	14.3	4-13	.308	0-0	.000	3-8	.375	26-2.6	10	4	5	11-1.1

GUS GERARD

Year	Team	GP-GS	MPG	FG-FGA	FG%	3FG-3FGA	3FG%	FT-FTA	FT%	REB-Avg	AST	BLK	STL	PTS-Avg
1976-77	DEN-BUF	65	16.1	201-454	.443			78-117	.667	217-3.3	92	62	44	480-7.4
1977-78	BUF-DET	57	15.6	170-395	.430			75-108	.694	160-2.8	53	25	36	415-7.3
1978-79	DET-KCK	58	8.0	84-194	.433			50-91	.549	98-1.7	21	13	20	218-3.8
1979-80	KCK	73	11.9	159-348	.457	1-3	.333	66-100	.660	177-2.4	43	26	41	385-5.3
1980-81	KCK-SAS	27	9.3	41-111	.369	0-4	.000	27-40	.675	67-2.5	15	9	10	109-4.0
CAREER		280	12.6	655-1502	.436	1-7	.143	296-456	.649	719-2.6	224	135	151	1607-5.7

JOE HARRIS

Year	Team	GP-GS	MPG	FG-FGA	FG%	3FG-3FGA	3FG%	FT-FTA	FT%	REB-Avg	AST	BLK	STL	PTS-Avg
2014-15	CLE	51-1	9.7	48-120	.400	31-84	.369	9-15	.600	41-0.8	26	2	7	136-2.7
2015-16	CLE	5-0	9.1	1-4	.250	1-4	.250	0-0	.000	3-0.6	2	0	0	3-0.6
2016-17	BKY	52-11	21.9	154-362	.425	85-221	.385	35-49	.714	147-2.8	54	8	30	428-8.2
2017-18	BKY	78-14	25.3	305-621	.491	150-358	.419	86-104	.827	260-2.4	128	20	35	846-10.8
2018-19	BKY	76-76	30.2	374-748	.500	183-386	.474	110-133	.827	291-3.8	181	17	38	1041-13.7
CAREER		262-102	22.6	882-1855	.475	450-1053	.427	240-301	.797	742-2.8	391	47	110	2454-9.4

MARC IAVARONI

Year	Team	GP-GS	MPG	FG-FGA	FG%	3FG-3FGA	3FG%	FT-FTA	FT%	REB-Avg	AST	BLK	STL	PTS-Avg
1982-83	PHI	80-77	20.2	163-353	.463	0-2	.000	78-113	.690	329-4.1	83	44	32	404-5.1
1983-84	PHI	78-71	19.6	149-322	.463	0-2	.000	97-131	.740	310-4.0	95	55	36	395-5.1
1984-85	PHI-SAS	69-43	19.3	162-354	.458	0-4	.000	87-128	.680	304-4.4	119	35	35	411-6.0
1985-86	SAS-UTA	68-9	14.9	110-244	.451	0-2	.000	76-115	.661	209-3.1	82	17	32	296-4.4
1986-87	UTA	78-0	10.8	100-215	.465	0-4	.000	78-116	.672	173-2.2	36	11	16	278-3.6
1987-88	UTA	81-71	15.3	143-308	.464	0-2	.000	78-99	.788	268-3.3	67	25	23	364-4.5
1988-89	UTA	77-50	10.3	72-163	.442	0-1	.000	36-44	.818	132-1.7	32	13	11	180-2.3
CAREER		531-321	15.8	899-1959	.459	0-17	.000	530-746	.710	1160-3.2	514	200	185	2328-4.4

JEFF LAMP

Year	Team	GP-GS	MPG	FG-FGA	FG%	3FG-3FGA	3FG%	FT-FTA	FT%	REB-Avg	AST	BLK	STL	PTS-Avg
1981-82	POR	54-0	11.4	100-196	.510	0-1	.000	50-61	.820	64-1.2	28	1	16	250-4.6
1982-83	POR	59-1	11.7	107-252	.425	1-6	.167	42-52	.808	76-1.3	58	3	20	257-4.4
1983-84	POR	64-0	10.3	128-261	.490	2-13	.154	60-67	.896	63-1.0	51	4	22	318-5.0
1985-86	MIL-SAS	74-2	17.9	245-514	.477	7-30	.233	111-133	.835	200-2.7	117	4	39	608-8.2
1987-88	LAL	3-0	2.3	0-0	.000	0-0	.000	2-2	1.000	0-0.0	0	0	0	2-0.7
1988-89	LAL	37-0	4.8	27-69	.391	2-4	.500	4-5	.800	34-0.9	15	2	8	60-1.6
CAREER		291-3	11.9	607-1292	.470	12-54	.222	269-320	.841	437-1.5	269	14	105	1495-5.1



CAVALIERS IN THE NBA

ROGER MASON, JR.

Year	Team	GP-GS	MPG	FG-FGA	FG%	3FG-3FGA	3FG%	FT-FTA	FT%	REB-Avg	AST	BLK	STL	PTS-Avg
2002-03	CHI	17-0	6.6	11-31	.355	6-18	.333	2-2	1.000	12-0.7	12	0	4	30-1.8
2003-04	CHI-TOR	26-3	12.6	32-98	.327	13-39	.333	19-22	.864	31-1.2	31	6	11	96-3.7
2006-07	WAS	62-0	7.9	59-179	.330	33-102	.324	14-16	.875	45-0.7	35	6	13	165-2.7
2007-08	WAS	80-9	21.4	266-600	.443	130-327	.398	62-71	.873	130-1.6	134	18	40	724-9.1
2008-09	SAS	82-71	30.4	349-822	.425	166-394	.421	105-118	.890	251-3.1	173	12	40	969-11.8
2009-10	SAS	79-5	19.2	193-496	.389	88-264	.333	27-34	.794	162-2.1	137	14	30	501-6.3
2010-11	NYK	26-0	12.3	26-77	.338	16-44	.364	7-10	.700	43-1.7	20	2	6	75-2.9
2011-12	WAS	52-0	13.4	103-258	.399	59-154	.383	21-27	.778	69-1.3	47	5	13	286-5.5
2012-13	NO	69-13	17.7	132-305	.433	66-159	.415	39-43	.907	132-1.9	74	11	26	369-5.3
2013-14	MIA	25-2	10.4	25-67	.373	17-48	.354	7-7	1.000	22-0.9	19	1	6	74-3.0
CAREER		518-103	17.7	1,196-2933	.408	594-1549	.383	303-350	.866	897-1.7	677	75	189	3289-6.3

OLDEN POLYNICE

Year	Team	GP-GS	MPG	FG-FGA	FG%	3FG-3FGA	3FG%	FT-FTA	FT%	REB-Avg	AST	BLK	STL	PTS-Avg
1987-88	SEA	82-0	13.2	118-254	.465	0-2	.000	101-158	.639	330-4.0	33	26	32	337-4.1
1988-89	SEA	80-0	10.4	91-180	.506	0-2	.000	51-86	.593	206-2.6	21	30	37	233-2.9
1989-90	SEA	79-7	13.7	156-289	.540	1-2	.500	47-99	.475	300-3.8	15	21	25	360-4.6
1990-91	SEA-LAC	79-30	26.5	316-564	.560	0-1	.000	146-252	.579	553-7.0	42	32	43	778-9.8
1991-92	LAC	76-65	24.1	244-470	.519	0-1	.000	125-201	.622	536-7.1	46	20	45	613-8.1
1992-93	DET	67-18	19.4	210-428	.491	0-1	.000	66-142	.465	418-6.2	29	21	31	486-7.3
1993-94	DET-SAC	68-65	35.3	346-662	.523	0-2	.000	97-191	.508	809-11.9	41	67	42	789-11.6
1994-95	SAC	81-81	31.3	376-691	.544	1-1	1.000	124-194	.639	725-9.0	62	52	48	877-10.8
1995-96	SAC	81-80	30.1	431-818	.527	1-3	.333	122-203	.601	764-9.4	58	66	52	985-12.2
1996-97	SAC	82-82	35.3	442-967	.457	0-6	.000	141-251	.562	772-9.4	178	80	46	1025-12.5
1997-98	SAC	70-25	20.8	249-542	.459	0-1	.000	52-115	.452	439-6.3	107	45	37	550-7.9
1998-99	SEA	48-47	30.9	169-358	.472	1-1	1.000	29-94	.309	425-8.9	43	30	20	368-7.7
1999-00	UTA	82-79	22.2	203-398	.510	1-2	.500	28-90	.311	453-5.5	37	84	30	435-5.3
2000-01	UTA	81-79	20.0	206-415	.496	0-1	.000	17-65	.262	378-4.7	31	77	27	429-5.3
2003-04	LAC	2-0	6.0	0-0	.000	0-0	.000	0-0	.000	2-1.0	1	0	1	0-0.0
CAREER		1058-658	23.5	3557-7036	.506	5-26	.192	1146-2141	.535	7110-6.7	744	651	516	8265-7.8

JAMAL ROBINSON

Year	Team	GP-GS	MPG	FG-FGA	FG%	3FG-3FGA	3FG%	FT-FTA	FT%	REB-Avg	AST	BLK	STL	PTS-Avg
2000-01	MIA	6-0	12.0	3-22	.136	0-2	.000	0-0	.000	11-1.8	2	0	6	6-1.0
CAREER		6-0	12.0	3-22	.136	0-2	.000	0-0	.000	11-1.8	2	0	6	6-1.0

LONDON PERRANTES

Year	Team	GP-GS	MPG	FG-FGA	FG%	3FG-3FGA	3FG%	FT-FTA	FT%	REB-Avg	AST	BLK	STL	PTS-Avg
2017-18	CLE	14-0	4.7	2-13	.154	2-10	.200	3-5	.600	4-0.3	5	1	2	7-0.5
CAREER		14-0	4.7	2-13	.154	2-10	.200	3-5	.600	4-0.3	5	1	2	7-0.5

RALPH SAMPSON

Year	Team	GP-GS	MPG	FG-FGA	FG%	3FG-3FGA	3FG%	FT-FTA	FT%	REB-Avg	AST	BLK	STL	PTS-Avg
1983-84	HOU	82-82	32.8	716-1369	.523	1-4	.250	287-434	.661	913-11.1	163	197	70	1720-21.0
1984-85	HOU	82-82	37.6	753-1499	.502	0-6	.000	303-448	.676	853-10.4	224	168	81	1809-22.1
1985-86	HOU	79-76	36.3	624-1280	.488	2-15	.133	241-376	.641	879-11.1	283	129	99	1491-18.9
1986-87	HOU	43-32	30.8	277-566	.489	0-3	.000	118-189	.624	372-8.7	120	58	40	672-15.6
1987-88	HOU-GSW	48-44	34.6	299-682	.438	2-11	.182	149-196	.760	462-9.6	122	88	41	749-15.6
1988-89	GSW	61-36	17.8	164-365	.449	3-8	.375	62-95	.653	307-5.0	77	65	31	393-6.4
1989-90	SAC	26-7	16.0	48-129	.372	1-4	.250	12-23	.522	84-3.2	28	22	14	109-4.2
1990-91	SAC	25-4	13.9	34-93	.366	1-5	.200	5-19	.263	111-4.4	17	17	11	74-3.0
1991-92	WAS	10-0	10.8	9-29	.310	0-2	.000	4-6	.667	30-3.0	4	8	3	22-2.2
CAREER		456-363	29.8	2924-6012	.486	10-58	.172	1181-1786	.661	4011-8.8	1038	752	390	7039-15.4

MIKE SCOTT

Year	Team	GP-GS	MPG	FG-FGA	FG%	3FG-3FGA	3FG%	FT-FTA	FT%	REB-Avg	AST	BLK	STL	PTS-Avg
2012-13	ATL	40-1	9.4	70-147	.476	0-1	.000	43-56	.768	110-2.8	12	2	4	183-4.6
2013-14	ATL	80-6	18.5	301-628	.479	62-200	.310	103-132	.780	284-3.6	75	7	30	767-9.6
2014-15	ATL	68-0	16.5	201-453	.444	66-192	.344	61-77	.792	199-2.9	75	3	25	529-7.8
2015-16	ATL	75-0	15.3	176-376	.468	62-158	.392	50-63	.794	206-2.7	78	17	25	464-6.2
2016-17	ATL	18-0	10.8	17-58	.293	4-27	.148	7-8	.875	37-2.1	17	3	4	45-2.5
2017-18	WAS	76-1	18.5	276-524	.527	66-163	.405	50-76	.658	247-3.3	80	10	23	668-8.8
2018-19	LAC-PHI	79-3	17.7	168-420	.400	101-252	.401	22-33	.667	276-3.5	66	13	26	459-5.8
CAREER		436-11	16.3	1209-2607	.464	361-993	.364	336-445	.755	1359-3.1	403	55	137	3115-7.1

SEAN SINGLETARY

Year	Team	GP-GS	MPG	FG-FGA	FG%	3FG-3FGA	3FG%	FT-FTA	FT%	REB-Avg	AST	BLK	STL	PTS-Avg
2008-09	PHO-CHA	37-2	8.2	31-85	.365	10-25	.400	18-21	.857	35-0.9	29	0	11	90-2.4
CAREER		37-2	8.2	31-85	.365	10-25	.400	18-21	.857	35-0.9	29	0	11	90-2.4

BRYANT STITH

Year	Team	GP-GS	MPG	FG-FGA	FG%	3FG-3FGA	3FG%	FT-FTA	FT%	REB-Avg	AST	BLK	STL	PTS-Avg
1992-93	DEN	39-12	22.2	124-278	.446	0-4	.000	99-119	.832	124-3.2	49	5	24	347-8.9
1993-94	DEN	82-82	34.8	365-811	.450	2-9	.222	291-351	.829	349-4.3	199	16	116	1023-12.5
1994-95	DEN	81-51	28.8	312-661	.472	20-68	.294	267-324	.824	268-3.3	153	18	91	911-11.2
1995-96	DEN	82-77	34.3	379-912	.416	41-148	.277	320-379	.844	400-4.9	241	16	114	1119-13.6
1996-97	DEN	52-52	34.4	251-603	.416	70-182	.385	202-234	.863	217-4.2	133	20	60	774-14.9
1997-98	DEN	31-15	23.2	75-225	.333	10-48	.208	75-86	.873	65-2.1	50	8	21	235-7.6
1998-99	DEN	46-32	26.0	114-290	.393	31-106	.292	61-71	.859	107-2.3	82	15	28	320-7.0
1999-00	DEN	45-6	15.4	86-189	.455	17-56	.304	64-77	.831	84-1.9	61	12	18	253-5.6
2000-01	BOS	78-73	32.1	245-611	.401	91-242	.376	175-207	.845	284-3.6	168	14	93	756-9.7
2001-02	CLE	50-5	13.3	70-188	.372	24-68	.353	44-52	.846	85-1.7	42	6	29	208-4.2
CAREER		586-405	28.0	2021-4768	.424	306-931	.329	1598-1900	.841	1983-3.4	1178	130	594	5946-10.1

MIKE TOBEY

Year	Team	GP-GS	MPG	FG-FGA	FG%	3FG-3FGA	3FG%	FT-FTA	FT%	REB-Avg	AST	BLK	STL	PTS-Avg
2016-17	CHA	2-0	12.5	1-4	.250	0-0	.000	0-0	.000	3-1.5	1	0	0	2-1.0
CAREER		2-0	12.5	1-4	.250	0-0	.000	0-0	.000	3-1.5	1	0	0	2-1.0

WALLY WALKER

Year	Team	GP-GS	MPG	FG-FGA	FG%	3FG-3FGA	3FG%	FT-FTA	FT%	REB-Avg	AST	BLK	STL	PTS-Avg
1976-77	POR	66	9.5	137-305	.449			67-100	.670	108-1.6	51	2	14	341-5.2
1977-78	POR-SEA	77	14.3	204-461	.443			75-120	.625	219-2.8	77	10	26	483-6.3
1978-79	SEA	60	16.2	168-343	.490			58-96	.604	177-3.0	69	26	12	394-6.6
1979-80	SEA	70	12.1	139-274	.507	0-0	.000	48-64	.750	170-2.4	53	4	21	326-4.7
1980-81	SEA	82	21.9	290-626	.463	0-3	.000	109-169	.645	315-3.8	122	15	53	689-8.4
1981-82	SEA	70-70	28.1	302-629	.480	0-2	.000	90-134	.672	305-4.4	218	28	36	694-9.9
1982-83	HOU	82-59	27.5	362-806	.449	1-4	.250	72-116	.621	373-4.5	199	22	37	797-9.7
1983-84	HOU	58-18	10.6	118-241	.490	2-6	.333	6-18	.333	92-1.6	55	4	17	244-4.2
CAREER		565-147	18.0	1720-3685	.467	3-15	.200	525-817	.643	1759-3.1	844	111	216	3968-7.0

ALL-TIME LETTERWINNERS



Abbott, Robert H.	1935-36-37
Abel, Bradley P.	2004
Adkins, Paul ©	1958-59-60
Addington, Gus N.	1949
Alexander, Christopher T. (Chris) ©	1993-94-95-96
Alexander, Cory L. ©	1992-93-95
Alexander, Courtney J.	1996-97
Allen, Frank ©	1948-49-50-51
Altamos, Bob	1946-48
Anderson, Justin L.	2013-14-15
Anthony, Marco J.	2018-19
Arritt, Fletcher, Jr.	1963-64
Atkins, Darion R. ©	2012-13-14-15
Bailey, Joseph W., Jr.	1916-17-20
Bair, Brent ©	1988-89
Badochhi, Francesco H.	2019
Baker, Calvin ©	2008-09-10
Bannister, T.J.	2004-05-06
Baptist, Dwight	1946
Barnes, Yuri A.	1992-93-94-95
Barnette, Taylor	2013
Bartley, Justice B.	2016-18
Batts, Bill	1987-88
Berman, Joe	1970
Bernard, Richard R.	1938
Berner, William	1950
Billet, Todd A. ©	2003-04
Blackwell, John D.	1939-40
Blankin, Grant L., Jr.	1943
Blankin, Lester ©	1947-48
Blanks, Lance	1986-87
Blundin, Matt ©	1988-89-90-91
Board, William H.J.	1939-40
Boninti, Andrew (Andy) ©	1973-74-75
Bonner, Daniel (Dan) ©	1973-74-75
Bokker, Ned.	1934-35-36
Brandenburg, John	2009
Briscoe, Tom	1975-76-77-78
Brogdon, Malcolm M. ©	2012-14-15-16
Browman, Douglas R., Jr. (Doug)	2010-11-12-13
Brown, Elton E., Jr. ©	2002-03-04-05
Brown, Percy Houston	1926-28-29-30
Brown, William A. ©	1924-25-26-27
Buchanan, Landon G.	1940-41
Burlage, Gerry	1952-53
Burnett, Lucien	1944-45
Burns, Fletcher Andrew (Andy)	2007-08
Burrough, Thomas (Junior) ©	1992-93-94-95
Busch, Herbert (Herb)	1957-58-59
Byars, Derrick J.	2003-04
Cabell, Robert ©	1926-27-28-29-30
Cain, Jason E.	2004-05-06-07
Caldwell, Jack	1952
Caldwell, Mac ©	1963-64-65
Caldwell, Rufus	1951
Calloway, Tom	1985-86-87
Cameron, Ewan Donald	1909-10
Campbell, John Lile ©	1913-14
Campbell, William R.	2003-04-05-06
Campbell, Willis C., Jr.	1938
Carlisle, Rick ©	1983-84
Carmichael, Norm ©	1967-68-69
Carpenter, Dean	1979-80-82
Carr, Lamont	1975-76
Carrington, Richard A., Jr.	1922
Case, Donald (Chip) ©	1967-69-70
Case, George	1947
Casey, William	1953-54
Castellan, Steve	1976-77-78-79
Churchman, Charles J. ©	1912-13-17-20
Clark, Jason D. ©	2002-03-04
Clark, Kihei I.	2019
Clay, Allan	1944-45
Cleary, Donald M. ©	1945-47
Clements, Edwin M.	1943
Cohen, Irwin R.	1937-38
Collins, Louis	1981
Conn, Julius	1926
Connelly, James (Jim) ©	1965-66-67
Conner, Andrew	1936-37
Conner, Hunter (Chip) ©	1962-63-64
Cooke, David ©	1952-53-54
Cooke, Mark	1987-88-89-90
Cooper, Jerry	1955-56-57
Copp, John	1951

Cox, Lucien J.	1934
Crane, Robert B.	1941
Cross, Darren	1980
Crotty, John ©	1988-89-90-91
Curtis, Michael A. (Mike) ©	1995-96-97-98
Dabbs, Brent	1989
Daniel, Jeff ©	1986-88-89-90
Davis, Robert	1965
Deane, Harold A.	1994-95-96-97
Deasey, Matt	2006
Delafield, James P.	1930-31-32
Densmore, Walter ©	1959-60-61
Dersch, William L. (Willie) ©	1997-98-99-00
DeWitt, Frank ©	1970-71-72
Diakite, Mamadi	2017-18
Diane, Mamadi ©	2006-07-08-09
Dittrich, Andrew Charles ©	1915-16-17
Dohner, John ©	1951-52-53
Dondon, Stephane	2000-01
Dowling, Jason D.	1999-00-01-02
Drummond, Alton	1972-73-74
Ducharme, Colin R. ©	1997-98-00
Dulaney, Henry Rozier, Jr.	1911-12
Dunn, J.W.	1919-20-21-22
Dyslin, John	1985-86-87
Edelin, Kenton ©	1982-83-84
Edmunds, James E., III ©	1936-37-38
Eikenberry, Mike	1968
Eller, John	1962
Elliott, Carlton B.	1949
Ellsworth, Percy D.	1994-95
Engel, Eugene (Gene) ©	1961-62-63
English, John	1968-69
Eschilson, Lee	1953
Evans, Jontel ©	2010-11-12-13
Farina, Louis D.	1960
Farrakhan, Mustapha ©	2008-09-10-11
Fayonsky, Sam William	1927
Fechter, William C.	1942-43
Feldman, Armand S.	1938-39-40
Fishburne, Junius R.	1937
Flamm, Eugene	1961-62-63
Floriani, Bernie	1991
Forbes, Gary O.	2004-05
Ford, Blair	1991
Forkin, Michael (Mike)	2005-06
Fox, Clifford	1944
Fraley, Roger D.	1942-43
Frazier, Maleek E.	2014-15
Friedberg, Samuel	1927
Friel, Keith M. ©	2000-01
Fulton, Otis	1976-77-79
Fulton, William B.	1969
Gamble, Charles	1952-53-54
Gammon, Frank Audley	1915
Gannaway, A.C.	1916
Gates, Terry	1979-80-81
Gerard, Daniel J. (Gus)	1973-74
Gerry, Lawrence	1972-73
Gerry, William D. ©	1969-70-71
Gidding, John	1968-69
Gill, Anthony R. ©	2014-15-16
Gill, Barney	1950
Gill, Robert J.	1912-13
Gist, Harold Howard	1934-35-37
Glading, William D.	2004
Gladstone, Bret L.	2002
Goble, Kenneth	1963-64-65
Gordon, Julian	1935
Graham, Samuel D.	1943
Grattan, George	1953-54
Graves, Robert J.	1992-93-94
Greenberg, Michael	1963
Grimes, George I.	1943
Gross Jr., Trevon D.	2017-18
Guy, Kyle J.	2017-18-19
Hall, Adam T. ©	1999-00-01-02
Hall, Thomas S.	1924
Hall, Devon H. ©	2015-16-17-18
Hand, Donald B. ©	1998-99-00-01
Haner, John	1958-59-60
Hankins, Langdon Fleming ©	1919-20-21-22

Hanson, Robert A.	1938
Harbour, Raleigh	1999
Harder, Keith	1944
Hare, Josh M.	1999-00-01
Hardy, Robert	1956-57
Harman, William B. ©	1939-40-41
Harper, Jermaine	2002-03
Harrell, Keyion Tobias (KT)	2011
Harrell-Edge, Greg	2003
Harris, Joseph M. (Joe) ©	2011-12-13-14
Harris, William M. (Will)	2007-08
Harrison, Carrington	1931-32-33
Harrison, John ©	1928-29-30
Hasbrouck, John	1961
Hatcher, Robert Vance ©	1919-20-21-22
Havlicek, Chris E. ©	1991-92-93-94
Heurich, Robert G.	1945-46
Hicks, Tom	1978-79
Hill, John	1970
Hoard, Gilbert	1947
Hobgood, James (Jim) ©	1971-72-73
Hodgson, H.	1932
Holland, Howard A. ©	1924-25-26-27
Hooper, Gilbert	1949-50-51
Horsley, Shelton	1949
Hudson, Reginald	1931-32-33
Huff, Jay M.	2018-19
Hunter, DeAndre J.	2018-19
Hunter, Kristopher J.	1997-98-99
Hutcheson, Jesse	1946
Hyde, Jack E.	1929-30
Iavaroni, Marc ©	1975-76-77-78
Ingle, James A.	1917
Jackey, William	1961
Jarvis, Steve	1961-62-63
Jefferson, Garland ©	1977-78-79-80
Jeffries, Ted ©	1990-91-92-93
Jenifer, Keith	2002
Jennings, Otto Dunkel ©	1918-19-20
Jerome, Ty J.	2017-18-19
Jesperson, Paul D.	2012-13
Johnson, Derrick	1991-92
Johnson, James P.	2011
Johnson, John ©	1985-86-87-88
Johnson, Kenny ©	1982-83-84-85
Johnson, Nigel	2018
Johnson, Thomas Griffith	1933
Jones, Archer Gracchus	1928-29-30
Jones, Jeff ©	1979-80-81-82
Jones, Jeffrey R., Jr. (Jeff)	2014-15-16
Jones, Jeffrey, Jr. (Jeff)	2008-09-10
Jones, Teven	2013-14
Jones, Thomas (Tom)	2010
Joseph, Adrian ©	2005-06-07-08
Katos, Michael (Mike) ©	1966-67-68
Katstra, Austin	2018-19
Katstra, Dirk ©	1988-89-90-91
Katstra, Richard	1963-64
Kearns, Edward White ©	1912
Kemper, Robert	1948
Kendall, Charles R.	1941
Kennedy, Andrew ©	1986-87
Kennedy, Mel	1985-86-87-88
Kennelly, Kevin	1969-70
Key, Braxton	2019
Keywan, George	1938-39-40
Kinn, Anthony	1968-69
Kirby, Terry	1990-91
Kirven, James C. (Caid)	2013-14-15-16
Klein, Jeff	1978-79-80-81
Kody, Thomas	2010
Koesters, Dave	1975-76-77-78
Kollmansperger, Charles	1951-52
Koval, Barry	1968
Laird, Edmund George	1926-27
Laird, William	1959-60
Lambiotte, Jay	1962-63
Lambiotte, Ken	1983-84
Lamp, Jeff ©	1978-79-80-81
Landesberg, Sylvan	2009-10
Lemcke, Cade	1999-00
Langloh, William (Billy) ©	1974-75-76-77
Laquintano, Anthony (Tony) ©	1960-61-62



ALL-TIME LETTERWINNERS

Larsen, Ben	1946
Lattimore, Lewis	1980-81
Laurens, Rutledge	1915
Laws, Garrett	1967-68
Leighton, Beach	1946
Lemcke, Cade A.	1999-00
Lettice, John	1966
Livick, Harrison	1951
Lloyd, Brandon	1999
Lodge, Robert I.	2003-04
Lotts, Richard	1954-55
Lowman, Albert H. ©	1940-41
Luck, James Malcolm (<i>Mack</i>)	1914-15
Lyman, Charles Vernon	1913
Lyons, Gregory R.	1998-99-01

MacBeth, Peter	1979
Mackall, Charles	1927
Mahood, Alexander Maitland	1922
Male, Evan J. ©	1935-36-37
Manley, Robert E.J. ©	1930-31-32
Mapp, Majestic A. ©	2000-03-04
Marcaccini, Monte	1997-98
Marrett, Joseph D. ©	1933-34-35
Martin, Marcus	1999
Martin, Tim	1985-87-88
Mason, Roger P., Jr. ©	2000-01-02
Mathis, J.C.	2001-02
Mayo, Lemuel E. ©	1930-31-32
McAndrew, Craig G.	1997-98
McBratney, William E.	1943-44-45
McCandlish, Scott ©	1970-71-72
McCann, William ©	1939-40-41
McCarty, Robert ©	1954-55-56
McCoy, Thomas Augustus	1924-25-26
McCurdy, Robert	1972
McKeag, Robert ©	1972-73-74
McLaughlin, Peter W. (<i>Pete</i>) ©	1995-96-97-98
Mead, Frank D. ©	1926-27-28
Meade, Edwin B.	1918-20
Merle, A.W.	1929
Merrifield, Dan ©	1982-83-84-85
Metcalf, Rob.	1987
Metheney, Chase M.	1996-97-98
Metzger, William ©	1957-58-59
Meyer, Bernard	1964-65
Meyinsse, Jerome ©	2007-08-09-10
Middleton, John	1954
Mikalauskas, Laurynas	2006-07-08
Millen, Robert S. ©	1927-28-29
Miller, Clifton M. ©	1924-25
Miller, Jim ©	1982-83-84-85
Miller, Louis F. (<i>Chip</i>)	1970-71-72
Miller, Ronald ©	1960-61-62
Miller, William ©	1955-56-57
Minter, Donte K.	2004-05
Mitchell, Akil A. ©	2011-12-13-14
Mitchell, Angus P.	2012
Mitchell, Rahsaan (<i>Rock</i>)	1993
Mohl, Victor ©	1950-51-52
Morgan, Richard ©	1986-87-88-89
Morris, Alfred	1951
Morris, Louis	1947-48-49-50
Morris, Stephen ©	1972-73-74
Mortell, Robert	1958-59-60
Mullen, Tim ©	1982-83-84-85

Nacey, Hank	2004-05
Naponick, John	1966-67
Napper, William	1977
Nelligan, Wistar	1956-58
Nelson, Robert Burnwell	1934
Newburg, Doug	1980-82-83
Newlen, Mark	1975-76-77
Nickels, William A., Jr.	1914-15-16
Nistad, Peter	1938-39
Nixon, Jayden I.	2019
Noe, Charles W. ©	1945-46-47-48
Noertker, Joe ©	1947-48-49-50
Nolan, Norman ©	1995-96-97-98
Nolte, Evan O.	2013-14-15-16

O'Bryan, Michael ©	1958
Oliver, Anthony ©	1989-90-91-92
Olsen, Lloyd T.	1937-38
Osisek, Stephen	1950
Oppleman, Isodore P.	1922

Owens, Michael (<i>Mike</i>) ©	1977-78-79-80
Pandak, William ©	1946-47-48-49
Pappa, Don	1945
Parker, Cornel E. ©	1991-92-93-94
Parkhill, Barry ©	1971-72-73
Patton, James D.	1943
Peabody, James R., Jr.	1936
Pearre, Austin	1954-55-56
Perrantes, London T. ©	2014-15-16-17
Perry, Marvin B., Jr.	1940
Pettinella, Ryan	2007-08
Pettway, William B. ©	1918-19-20-21
Pickett, Robert	1948
Pickett, William V., Jr. ©	1942-43-44-45
Polynice, Olden ©	1984-85-86
Powell, Michael L.	1994
Presley, Darryl L.	1996
Preston, William R.	1940-41-42
Price, Ron	1988

Raker, Lee ©	1978-79-80-81
Rash, Timothy	1970-71-72
Reams, Hugh	1966-67
ReDavid, Louis F.	1939
Redd, Vincent A.	2004
Regan, William L.	2011
Reuter, Jarred R.	2016-17
Reynolds, J.R. ©	2004-05-06-07
Richard, Ron	1947-48-49
Riggs, Harry	1944
Rixey, Eppa, Jr.	1912-14
Rixey, William ©	1913-14-16-17-18
Roach, Melvin	1953
Robbins, Ralph	1942-43
Roberts, J. Ed.	1929-30
Robinson, Craig	1980-81-82-83
Robinson, Jamal T. ©	1994-95-96-97
Rockelein, Whitey	1964
Rogers, Jason R. ©	2000-01-02-03
Rogers, Orlin W.	1933-34-35
Rogers, Thomas C.	2011-12-13-14
Ryder, Jack	1951

Salt, Jack M.	2016-17-18-19
Sampson, Ralph ©	1980-81-82-83
Sanders, Foster (<i>Jerry</i>) ©	1964-65-66
Schettlick, Edward	1974-76-78
Schneider, Thomas Erwin	1918-20
Schroeder, Clifford	1945-46
Schroeder, John	1966
Scott, James (<i>Mike</i>) ©	2008-09-10-11-12
Scott, Tom	1951
Sefcik, Robert	1974-76
Sene, Assane ©	2009-10-11-12
Sexton, Thomas Kennerly	1922
Shayok, Marial	2015-16-17
Sheehy, Tom L. ©	1984-85-86-87
Sherrill, William (<i>Will</i>) ©	2008-09-10-11
Shiembob, Drew	2006
Siewers, John ©	1957-58-59
Simms, Darrick	1985-86-87-88
Singletary, Sean ©	2005-06-07-08
Smith, Devin M. ©	2003-04-05
Smith, Doug ©	1990-91-92-93
Smith, Downing L.	1939
Smith, Joseph	1967
Smith, Raymond ©	1934-35-36
Smith, Walters C. ©	1938-39-40
Solomon, Anthony	1984-85-86-87
Soroye, Olatunji (<i>Tunji</i>) ©	2005-06-07-08-09
Speer, Ward ©	1944-45-46-47
Spohn, Gary	1962-63-64
Spratt, Harry Lee	1912
Spurlock, Tristan	2010
Stahurski, Lanny	1972-73-74
Stanley, Bolling C.	1924
Stant, Fred	1966-67
Staples, Curtis J. ©	1995-96-97-98
Stattmann, Kody W.	2019
Steinberg, Harry Charles	1930-31
Stewart, Corey	1991-92
Stewart, George A.	1943
Stickley, Wellington Ewart ©	1913-14-15-16
Stith, Broderick Jamal (B.J.)	2015
Stith, Bryant ©	1989-90-91-92
Stobbs, Richard	1957-58-59
Stokes, Robert (<i>Bobby</i>) ©	1976-77-78-79

Stokes, Ricky ©	1981-82-83-84
Stouder, David C.	1929-30
Strickler, LeRoy ©	1938-39
Strickling, Charles William ©	1914-15-16
Sturm, Henry J. ©	1933-34-35
Tat, Solomon ©	2007-08-09-10
Thomas, William Talley	1930-31
Thomas, W.C.	1932
Thompson, Darius J.	2016-17
Tobey, Michael E. (Mike)	2013-14-15-16
Tucker, Jamil	2007-08-09
Tully, Brian	1974-75
Turner, Kenny ©	1988-89-90-91
Tyler, W. Henry	1926-28-29

Underwood, Cecil	1955-56-57
------------------	------------

Vander Laan, Nick	2003
Via, Earl	1915-16-21
Via, Warren	1927-28-29
Vogel, Emmanuel	1929
Vozenilek, William Robert (Rob)	2012-14-15
Waddell, William Wert	1915-16
Waffle, Teed	1965
Walker, Wally ©	1973-74-75-76
Walp, Paul ©	1924-25-26
Walton, Martin L.	1994-95-96-97
Watkins, Maurice D.	1993-95-96
Watson, C. Chezley	1998-99
Watson, Travis J. ©	2000-01-02-03
Welfley, William	1941
White, James L.	1915-16-17
Wilcox, Mac	1965
Wilkes, Michael	1968-69
Wilkins, Isaiah L. ©	2015-16-17-18
Wilkinson, Richard (<i>Buzzy</i>) ©	1953-54-55
Williams, Charles Laval	1910
Williams, Christopher (<i>Chris</i>) ©	1999-00-01-02
Williams, Curtis	1989
Williams, Robert	2003
Williford, Jason D. ©	1992-93-94-95
Wilson, David C.	1943
Wilson, Othell ©	1981-82-83-84
Wilson, Shawn T.	1991-92-93-94
Wiltshire, Richard W. ©	1941-42-43
Wrenn, McDonald Ed	1924-25-26-27-28

Yoos, Walker	1948-49-50
Young, Sidney ©	1931-32-33
Young, Maurice A.	2001

Zavash, F.X.	1952
Zeglinski, Samuel (<i>Sammy</i>) ©	2008-09-10-11
Zeisberg, Fred C., Jr.	1935-36-37

© - indicates a team captain
Bold indicates current player

This list of players who have been awarded the Virginia monogram for at least one season. Each year listed is the season the person earned a varsity letter.



ALL-TIME JERSEY NUMBERS SINCE 1960

0

Doug Browman (2012-2013)
Devon Hall (2014-18)
Kihei Clark (2019-)

1

Will Harris (2007)
Jeff Jones (2008-2009)
Jontel Evans (2010-2013)
Justin Anderson (2014-2015)
Austin Nichols (2017)
Francesco Baddochi (2018)

2

J.R. Reynolds (2004-2007)
Mustapha Farrakhan (2008-2011)
Paul Jespersion (2012-2013)
B.J. Stith (2015)
Justice Bartley (2016-18)
Braxton Key (2019-)

3

Ron Miller (1960-61)
Gary Spohn (1962-63)
Jeff Crackel (1966)
Charlie Johnson (1967)
Tony Kinn (1968-69)
Tom Bagby (1969-1971)
Jeff Lamp (1978-1981)

4

Ken Sanders (1960)
Jim Miller (1982-1985)
Rob Metcalf (1987-1988)
Matt Nichols (1989)
Terry Kirby (1990)
Junior Burrough (1993-1995)
Cade Lemcke (1999)
Stephane Dondon (2000-2001)
Nick Vander Laan (2003)
Calvin Baker (2008-2010)
Will Regan (2011)
Taylor Barnette (2013)
Marial Shayok (2015-17)
Justin McKoy (2020-)

5

William Napper (1977-1978)
Louis Collins (1981)
Tom Calloway (1985-1987)
Ron Price (1988)
Todd Gates (1989)
Bernie Floriani (1990-1991)
Junior Burrough (1992)
Cornel Parker (1993-1994)
Curtis Staples (1995-1998)
Jason Dowling (1999-2002)
Assane Sene (2009-2012)
Teven Jones (2013-2014)
Darion Atkins (2015)
Kyle Guy (2017-19)
Jayden Nixon (2020-)

10

Bob Mortell (1960)
Jack Hasbrouck (1962)
Francis Rockelein (1964)
Chip Case (1967-1970)
Al Drummond (1972-1974)
Lamont Carr (1975)
Tommy Hicks (1978-1979)
Craig Robinson (1980-1983)
John Johnson (1985-1988)
Anthony Oliver (1989-1992)
Chezley Watson (1998-1999)
Keith Jenifer (2002-2003)
Billy Glading (2004)
Mike Tobey (2013-2016)
Trevon Gross Jr. (2017-18)
Jayden Nixon (2019)
Sam Hauser (2020-)

11

Wesley Westman (1960)
Garland Jefferson (1977-1980)
Othell Wilson (1981-1984)
Richard Morgan (1986-1989)
Doug Smith (1990-1993)
Greg Lyons (1998-1999)
Majestic Mapp (2000-2004)
Laurynas Mikalauskas (2006-2008)
Thomas Kody (2010)
Evan Nolte (2013-2016)
Ty Jerome (2017-19)

12

Dean Carpenter (1979-1982)
Anthony Solomon (1984-1987)
Kenny Turner (1988-1991)
Cory Alexander (1992-1995)
Keith Friel (2000-2001)
Brett Gladstone (2002)
Billy Campbell (2003-2006)
Jamil Tucker (2007-2009)
Joe Harris (2011-2014)
DeAndre Hunter (2017-19)
Chase Coleman (2020-)

13

John Haner (1960)
Eugene Flamm (1962-63)
Renny Barnes (1964-65)
John Naponick (1966-67)
Kevin Kennelly (1969)
Jamal Robinson (1994-1997)
Donald Hand (1998-2001)
Sammy Zeglinski (2008-2012)
Anthony Gill (2014-2016)
Grant Kersey (2019)
Casey Morsell (2020-)

14

Ricky Stokes (1981)
Bill Batts (1987-1989)

15

Ricky Stokes (1982-1984)
Chris Havlicek (1990-1994)
Peter McLaughlin (1996-1998)
Robert Lodge (2003-2004)
T.J. Bannister (2004-2006)
Sylvan Landesburg (2009-2010)
Billy Baron (2011)
Malcolm Brogdon (2014-16)

20

Paul Adkins (1960)
Jay Lambiotte (1962-64)
John Lettice (1966)
John Quinn (1967)
John English (1968-69)
Tim Rash (1970-1972)
Andy Boninti (1973-1975)
Bob Stokes (1976-1979)
Darrick Simms (1985-1988)
Bryant Stith (1989-1992)

21

Bill Jackey (1960)
Larry Gerry (1971-1973)
Bill Langloh (1974-1977)
Darren Cross (1980-1981)
Jim Runcie (1982)
Mel Kennedy (1985-1988)
Curtis Williams (1989-1990)
Derrick Johnson (1991)
Harold Deane (1994-1997)
Roger Mason (2000-2002)
Tunji Soroye (2005-2009)
Justin Miller (2013)
Isaiah Wilkins (2015-18)
Kadin Shedrick (2020-)

22

Eugene Engel (1962-63)
Bob Engel (1964-65)
Mike Smith (1966-67)
John Gidding (1968-69)
Jim Farmer (1971)
Gus Gerard (1973-1974)
Tom Sheehey (1984-1987)
John Crotty (1988-1991)
Jason Williford (1992-1995)
Darryl Presley (1996-1996)
Josh Hare (1999-2001)
Todd Billet (2003-2004)
Will Sherrill (2008-2011)
Malcolm Brogdon (2012-13)
Maleek Frazier (2015)
Fancisco Caffaro (2019-)

23

Tony Lacquintano (1960, 1962)
Gary Spohn (1964)
Jim Connelly (1965-67)
Bill Fulton (1969)
Frank DeWitt (1970-1972)
Mark Newlen (1974-1991)
Jeff Klein (1978-1981)
Blair Ford (1990)
Rahsaan Mitchell (1993)
Maurice Young (2001)
Gary Forbes (2004-2005)
Jeff Jones (2010)
Mike Scott (2011-2012)
Justin Anderson (2013)
London Parrantes (2014)
Rob Vozenilek (2015)
Nigel Johnson (2018)
Kody Statmann (2019-)

24

Albert Hansen (1961)
Richard Katstra (1962-64)
Teed Wafle (1965)
Gary Laws (1967-68)
Bill Gerry (1969-1971)
Bob McKeag (1972-1974)
Dave Koesters (1975-1978)
Jeff Jones (1979-1982)
Olden Polynice (1984-1986)
Dirk Katstra (1988-1991)
Yuri Barnes (1992-1995)
Scott Johnson (1996)
Willie Dersch (1997-2000)
Jermaine Harper (2002-2003)
Tryshan Ravenell (2005)
Mamadi Diane (2006-2009)
Tristan Spurllock (2010)
KT Harrell (2011-2012)
Caid Kirven (2013-2016)
Jeff Jones (2017)
Marco Anthony (2018-19)
Austin Katstra (2020-)

25

Ron Miller (1960, 1962)
Bernie Meyer (1963-65)
Dale Hilsmier (1966)
Tom Joyce (1968-1970)
Mike Wilkes (1971)
Mike McCurdy (1972-1973)
Ray Morningstar (1974-1975)
Lee Raker (1978-1981)
Norman Nolan (1995-1998)
Matt Deasey (2006)
John Brandenburg (2009)
Akil Mitchell (2011-2014)
Mamadi Diakite (2016-)



ALL-TIME JERSEY NUMBERS SINCE 1960

30

Tony Lacquintano (1960-61)
Michael Greenberg (1962-63)
Jim Galloway (1965)
Sam Harvey (1967)
John Hill (1969-1971)
Steve Morris (1972-1974)
Tom Briscoe (1975-1978)
Kenton Edelin (1983-1984)
Matt Blundin (1988-1991)
Chris Alexander (1992-1996)
Jason Rogers (2000-2003)
Hank Nacey (2004)
Adrian Joseph (2005-2008)
Thomas Rogers (2012-2014)
Jay Huff (2017-)

31

Bruce Michelson (1960)
Bill Jackey (1961)
Otis Fulton (1976-1979)
Mark Cooke (1987-1990)
Bobby Graves (1991-1994)
Mike Curtis (1995-1998)
Adam Hall (1999-2002)
Rob Williams (2003)
Andy Burns (2007-2008)
Jarred Reuter (2016-17)

32

Bruce Michelson (1960)
A. Timothy Jones (1961)
Bob Sefcik (1973-1976)
Joe Perry (1977)
Doug Newburg (1980-1983)
Lance Blanks (1986-1987)
Brent Dabbs (1989)
Jon Havey (1990)
Mike Powell (1994)
Courtney Alexander (1996-1997)
Cade Lemcke (2000)
J.C. Mathis (2001-2002)
Jason Cain (2004-2007)
Mike Scott (2008-2010)
Thomas Rogers (2011)
Darion Atkins (2012-2014)
London Perrantes (2015-17)

33

Lou Farina (1960-61)
Steven Jarvis (1962-63)
Jerry Sanders (1964-66)
Mike Eikenberry (1967-68)
Bill Creason (1969)
Jim Hobgood (1971-1973)
Kenny Johnson (1982-1985)
Cornel Parker (1991-1992)
Monte Marcaccini (1997-1998)
Chris Williams (1999-2002)
Devin Smith (2003-2005)
Jack Salt (2015-19)

34

Lou Farina (1960)
Rick Carlisle (1983-1984)
Bill Batts (1987-1988)
Jason Clark (2002-2005)
Ryan Pettinella (2007-2008)
James Johnson (2012)
Jeff Jones (2014-2015)

35

Walter Densmore (1960)
John Eller (1962-63)
Ken Goble (1964-65)
Buddy Reams (1966-69)
Scott McCandlish (1970-1972)
Brian Tully (1973-1975)
Kenton Edelin (1982)
Travis Watson (2000-2003)
Drew Shiembob (2006)

40

Steve Jarvis (1961)
Hunter Conner (1962-64)
Barry Parkhill (1971-1973)

41

Wesley Westman (1960)
Fletcher Arritt (1962-64)
Fred Stant (1965)
Mike Katos (1966-68)
Kevin Kennelly (1970-1971)
Wally Walker (1973-1976)

42

Wallace Smith (1961)
Mack Wilcox (1964-65)
Fred Stant (1966-67)
Mike Wilkes (1968-69)
Mike Slaysman (1970-1971)
Peter MacBeth (1979-1982)
Wingo Smith (1983)
Andrew Kennedy (1986-1987)
Brent Bair (1988-1989)
Ted Jeffries (1990-1993)
Chase Metheney (1995-1998)
Elton Brown (2002-2005)
Mike Forkin (2005-2006)

43

Dan Bonner (1973-1975)
Mark Bogosh (1994)
Will Harris (2008)

44

Walter Densmore (1960)
Gene Engel (1961)
Tom Johnson (1962)
Mac Caldwell (1963-65)
Douglas Rogers (1966)
Norm Carmichael (1967-69)
Chip Miller (1970-1972)
Spencer Graham (1973-1974)
Marc Iavaroni (1975-1978)
Terry Gates (1979-1981)
Kenny Lambiotte (1983-1984)
Jeff Daniel (1987-1990)
Corey Stewart (1991)
Maurice Watkins (1994-1996)
Kris Hunter (1997-1999)
Greg Harrell-Edge (2003)
Sean Singletary (2005-2008)

45

Bob Mortell (1960)
Mike Owens (1977-1980)
Tim Mullen (1982-1985)
Percy Ellsworth (1995)
Solomon Tat (2007-2010)
Austin Katstra (2018-19)

50

Eugene Flamm (1961)
Ed Schetlick (1974-1978)
Ralph Sampson (1980-1983)

51

Rex Davis (1960)
Barry Koval (1966-68)
Bob Galione (1969)
Dan Merrifield (1982-1985)
Darius Thompson (2015-17)

52

Walter Densmore (1961)
Larry Gerry (1971)
John Dyslin (1985-1988)
Shawn Wilson (1991-1994)
Colin Ducharme (1997-2000)
Brad Abel (2004)
Hank Nacey (2005)

53

Bill Jackey (1960)
Tomas Woldetensae (2020-)

54

Jack Hasbrouck (1961)
Tim Martin (1985-1988)
Craig McAndrew (1997-1998)

55

Francis Harwood (1960)
Robert Roberson (1962)
Ken Goble (1963)
Thomas Johnson (1964)
Dale Hilsmier (1965)
John Schroeder (1966)
John Gidding (1967)
Joe Morahan (1969-1971)
Lanny Stahurski (1972-1974)
Steve Castellan (1976-1979)
Lewis Lattimore (1980-1981)
Martin Walton (1995-1997)
Raleigh Harbour (1999)
Donte Minter (2004-2005)
Jerome Meyinsse (2007-2010)

ALL-TIME SERIES RECORDS



NCAA DIVISION I OPPONENTS

Opponent	Record	Breakdown	Series Years	Streak
Air Force	1-0	1-0 N	1969	W1
Alabama	3-4	1-0 H • 0-1 A • 2-3 N	1928-1993	W1
Albany	1-0	1-0 N	2007	W1
American	5-1	5-0 H • 0-1 A	1938-2007	W1
Appalachian State	2-1	2-0 H • 0-1 N	1998-2007	L1
Arizona	3-2	2-0 H • 1-1 A • 0-1 N	1994-2008	W2
Arizona State	1-0	1-0 N	2000	W1
Arkansas	4-3	2-0 H • 1-1 A • 1-2 N	1984-1999	L2
Arkansas State	1-0	1-0 A	1963	W1
Army	3-0	1-0 A • 2-0 N	1941-1980	W3
Auburn	4-4	0-2 H • 0-1 A • 4-1 N	1920-2019	W1
Austin Peay	1-0	34-44 H	2018	W1
Baylor	0-1	0-1 N	1969	L1
Belmont	2-0	1-0 H • 1-0 N	2000-2015	W2
Bethune-Cookman	1-0	1-0 H	1995	W1
Boston College	15-7	8-2 H • 4-4 A • 3-1 N	1971-2019	W6
Bowling Green	0-1	0-1 N	1968	L1
Bradley	1-2	0-1 H • 0-1 A • 1-0 N	1947-2016	W1
Brigham Young	3-1	3-1 N	1981-1998	W1
Brown	3-0	3-0 H	1987-2009	W3
Bucknell	2-1	2-1 H	1961-2001	W2
Butler	1-0	1-0 N	2016	W1
California	2-0	1-0 H • 1-0 A	2016-2017	W2
Canisius	1-0	1-0 A	1965	W1
College of Charleston	1-0	1-0 H	1993	W1
Charleston Southern	1-0	1-0 H	2002	W1
Cincinnati	1-3	1-1 A • 0-2 N	1924-1993	L3
Citadel	2-0	1-0 H • 1-0 A	1921-1972	W2
Clemson	77-52	45-16 H • 25-35 A • 7-1 N	1936-2019	W8
Cleveland State	2-0	1-0 H • 1-0 N	2010-2014	W2
Coastal Carolina	3-0	2-0 H • 1-0 N	2001-2014	W3
Columbia	2-0	1-0 H • 1-0 N	1967-1988	W2
Connecticut	2-6	0-3 H • 1-3 A • 1-0 N	1965-1998	L5
Coppin State	2-0	2-0 H	1994-2019	W2
Dartmouth	3-0	2-0 H • 1-0 A	1989-2001	W3
Davidson	13-4	8-2 H • 2-0 A • 3-2 N	1921-2018	W9
Dayton	3-0	1-0 H • 1-0 A • 1-0 N	1987-2019	W3
Delaware	10-2	7-2 H • 3-0 A	1921-2013	L1
Denver	1-0	1-0 N	1974	W1
DePaul	0-2	0-2 N	1976-1986	L2
Drake	1-0	1-0 N	2012	W1
Drexel	2-0	1-0 H • 1-0 N	2008-2012	W2
Duke	51-121	34-40 H • 11-58 A • 6-23 N	1911-2019	L2
East Carolina	2-0	1-0 H • 1-0 A	1969-2017	W2
East Tennessee State	3-0	3-0 H	1987-2003	W3
Eastern Kentucky	0-1	0-1 N	1955	L1
Elon	6-0	6-0 H	1918-2008	W6
Fairfield	3-0	3-0 H	1982-2013	W3
Fairleigh Dickinson	1-0	1-0 H	1989	W1
Florida	1-2	1-2 N	1992-2017	L2
Florida State	25-25	15-9 H • 8-15 A • 2-1 N	1992-2019	L1
Fordham	0-3	0-2 H • 0-1 A	1924-2006	L3
Furman	1-0	1-0 H	2005	W1
Gardner-Webb	2-0	1-0 H • 1-0 N	2003-2019	W2
George Mason	8-1	6-0 H • 1-1 A • 1-0 N	1981-2016	W1
Georgetown	11-12	6-5 H • 3-7 A • 2-0 N	1907-2003	W2
George Washington	27-24	17-10 H • 10-13 A • 0-1 N	1907-2019	W1
Georgia	3-4	2-2 H • 0-1 N • 1-1 N	1926-1988	W1
Georgia Tech	42-40	24-11 H • 13-24 A • 5-5 N	1948-2019	W5
Gonzaga	1-2	1-0 H • 0-1 A • 0-1 N	2001-2007	W1
Grambling State	2-0	2-0 H	2002-2017	W2
Green Bay	2-1	2-0 H • 0-1 A	2012-2014	L1
Hampton	9-0	7-0 H • 1-0 A • 1-0 N	1999-2018	W9
Hartford	3-0	3-0 H	1986-2008	W3
Harvard	1-0	1-0 H	2015	W1
High Point	1-0	1-0 H	2003	W1
Hofstra	1-2	1-1 H • 0-1 A	1952-1977	L1
Houston	3-3	1-0 H • 0-2 A • 2-1 N	1982-1990	W1
Howard	4-0	4-0 H	1993-2011	W4
Indiana	1-2	0-1 A • 1-1 N	1963-2003	L1
Iona	1-0	1-0 N	1984	W1
Iowa	1-2	0-1 H • 0-1 N • 1-0 N	1997-2017	W1
Iowa State	2-2	1-1 H • 0-1 A • 1-0 N	2004-2016	W1
Jacksonville	3-0	2-0 H • 1-0 A	1987-1989	W3
James Madison	10-0	6-0 H • 3-0 A • 1-0 N	1977-2015	W10
Kansas	1-2	1-2 N	1995-1997	L2
Kent State	1-0	1-0 H	1975	W1
Kentucky	3-6	2-2 H • 0-4 A • 1-0 N	1914-2003	W1

Opponent	Record	Breakdown	Series Years	Streak
Lafayette	2-1	2-0 H • 0-1 N	1972-1984	W2
Lamar	1-0	1-0 H	2013	W1
La Salle	1-2	0-1 A • 1-1 N	1948-2014	W1
Lehigh	3-0	3-0 H	1974-2018	W3
Liberty	7-2	7-2 H	1994-2014	W1
Long Beach State	1-0	1-0 N	2016	W1
Long Island	3-0	2-0 H • 1-0 N	1986-2003	W3
Longwood	6-0	6-0 H	2006-2012	W6
Louisiana-Monroe (NE La.)	1-0	1-0 H	1979	W1
LSU	3-0	1-0 H • 1-0 A • 1-0 N	1981-2012	W3
Louisville	15-4	7-1 H • 7-3 A • 1-0 N	1924-2019	W9
Loyola (Md.)	7-0	5-0 H • 2-0 A	1914-2006	W7
Loyola (Ill.)	1-0	1-0 N	1986	W1
Loyola Marymount	2-0	1-0 H • 1-0 A	2004-2005	W2
Manhattan	1-0	1-0 N	1993	W1
Marquette	3-1	1-0 H • 2-1 A	1975-1991	W3
Marshall	7-2	5-0 H • 2-1 A • 0-1 N	1929-2019	W4
Maryland	76-107	46-41 H • 26-61 A • 4-5 N	1913-2019	W2
UMBC	3-0	2-0 H • 1-0 N	1997-2006	W3
Maryland-Eastern Shore	2-0	2-0 H	2007-2012	W2
Massachusetts	2-0	2-0 N	1993-1997	W2
Memphis	1-0	1-0 N	2014	W1
Miami (Fla.)	11-12	6-4 H • 3-7 A • 2-1 N	1966-2019	W2
Miami (Ohio)	1-0	1-0 N	1995	W1
Michigan	2-2	2-0 H • 0-1 A • 0-1 N	1952-2012	W1
Michigan State	0-5	0-3 A • 0-2 N	1947-2015	L5
Middle Tennessee	2-0	2-0 N	1989-2019	W2
Minnesota	5-2	2-0 H • 2-2 A • 1-0 N	1980-2011	W1
Mississippi	1-1	1-1 N	1925-1957	W1
Mississippi State	1-2	1-2 N	1928-1989	L1
Mississippi Valley State	1-0	1-0 H	2013	W1
Missouri	4-1	2-0 H • 1-1 A • 1-0 N	1983-2002	L1
Missouri State	1-0	1-0 N	2014	W1
Monmouth	1-0	1-0 H	2018	W1
Morgan State	4-0	4-0 H	2007-2019	W4
Mount St. Mary's	1-0	1-0 H	2003	W1
Navy	14-31	6-1 H • 8-30 A	1910-2014	W7
Nebraska	0-1	0-1 N	1998	L1
New Hampshire	1-0	1-0 H	1999	W1
New Mexico	2-0	2-0 N	1992-1994	W2
New Mexico State	0-1	0-1 N	1998	L1
New Orleans	0-2	0-1 H • 0-1 A	1991-1992	L2
Nicholls State	1-0	1-0 N	1995	W1
NJIT	1-0	1-0 H	2010	W1
Norfolk State	4-0	4-0 H	2011-2014	W4
North Carolina	57-131	35-44 H • 8-66 A • 14-21 N	1911-2019	W4
UNC Asheville	1-0	1-0 H	2007	W1
UNC Greensboro	2-0	1-0 H • 1-0 A	2018	W2
UNC Wilmington	4-0	3-0 H • 1-0 N	1983-2017	W4
North Carolina A&T	1-0	1-0 H	1995	W1
NC State	67-82	39-23 H • 24-41 A • 4-18 N	1913-2019	W8
North Texas	1-0	1-0 H	2013	W1
Northeastern	1-0	1-0 H	1990	W1
Northern Iowa	1-0	1-0 H	2014	W1
Northwestern	3-0	2-0 H • 1-0 A	2005-2008	W3
Notre Dame	13-2	5-0 H • 5-0 A • 3-2 N	1981-2019	W3
Oakland	1-0	1-0 H	2016	W1
Ohio	1-2	1-1 H • 0-1 A	1995-2003	L1
Ohio State	3-3	2-1 H • 1-2 A	1932-2017	W3
Oklahoma	3-1	3-1 N	1988-2019	W3
Oklahoma State	0-1	0-1 N	1976	L1
Old Dominion	9-5	4-2 H • 1-1 A • 4-2 N	1977-2013	L1
Oral Roberts	1-0	1-0 H	2010	W1
Oregon	3-0	1-0 H • 1-0 A • 1-0 N	2011-2019	W3
Penn State	5-3	3-1 H • 1-2 A • 1-0 N	1972-2010	L1
Pennsylvania	8-5	4-1 H • 3-4 A • 1-0 N	1911-2008	W6
Pittsburgh	15-4	6-1 H • 6-3 A • 3-0 N	1952-2019	W4
Princeton	0-2	0-1 H • 0-1 A	1973-1975	L2
Providence	4-3	0-1 H • 0-1 A • 4-1 N	1979-2017	W1
Purdue	2-1	1-0 H • 0-1 A • 1-0	2001-2019	W1
Radford	6-0	6-0 H	1988-2011	W6
Rhode Island	2-1	1-1 H • 1-0 N	1960-2018	W1
Rice	2-0	1-0 H • 1-0 A	1994-1995	W2
Richmond	52-36	31-15 • 14-19 • 7-2 N	1915-2008	W4
Rider	1-0	1-0 H	2010	W1
Robert Morris	2-0	2-0 H	2005-2017	W2
Rutgers	4-0	1-0 H • 1-0 A • 2-0 N	1987-2014	W4
St. Francis Brooklyn	1-0	1-0 H	2017	W1
St. John's (N.Y.)	1-7	1-2 H • 0-4 A • 0-1 N	1959-2013	L7



ALL-TIME SERIES RECORDS

Opponent	Record	Breakdown	Series Years	Streak
Saint Joseph's (Pa.)	2-6	1-0 H • 1-6 A	1940-1985	W1
Saint Louis	0-1	0-1 A	1973	L1
Samford	1-0	1-0 H	1990	W1
San Diego State	1-0	1-0 A	1983	W1
San Jose State	0-1	0-1 N	1980	L1
Savannah State	1-0	1-0 H	2018	W1
Seattle	2-1	1-1 H • 1-0 A	2011-2013	W2
Seton Hall	0-3	0-3 N	1971-2008	L3
Siena	1-0	1-0 N	1991	W1
South Carolina	26-24	16-8 H • 7-13 A • 3-3 N	1921-2019	W1
South Carolina State	2-0	2-0 H	2012-2014	W2
USC Upstate	1-0	1-0 H	2011	W1
South Florida	1-1	1-0 H • 0-1 A	2009-2010	L1
Southern California	1-0	1-0 N	1978	W1
Southern Illinois	1-0	1-0 H	1987	W1
SMU	1-0	1-0 N	2014	W1
Stanford	1-7	1-2 H • 0-4 A • 0-1 N	1992-2011	L6
Stetson	1-1	1-0 • 0-1 A	1974-75	W1
Syracuse	7-5	3-1 H • 3-2 A • 1-2 N	1984-2019	W3
TCU	0-1	0-1 N	2012	L1
Temple	3-2	1-1 H • 1-1 A • 1-0 N	1965-1987	L1
Tennessee	8-5	5-1 H • 0-3 A • 3-1 N	1917-2014	L1
Tennessee-Martin	1-0	1-0 H	1996	W1
Tennessee State	1-0	1-0 H	2014	W1
Texas A&M	0-1	0-1 N	1963	L1
Texas Tech	1-0	1-0 N	2019	W1
Texas-Pan American	1-0	1-0 H	2010	W1
Towson	6-0	6-0 H	1986-2019	W6
Tulane	3-0	1-0 H • 1-0 A • 1-0 N	1926-1978	W3
UAB	1-1	1-0 H • 0-1 N	1982-2010	W1
UC Irvine	1-0	1-0 H	1989	W1
UCLA	0-1	0-1 N	1991	L1
UNLV	3-1	1-0 H • 1-1 A • 1-0 N	1974-1995	W3
Utah	1-1	1-1 N	1983-2007	L1
Vanderbilt	2-5	1-1 H • 0-4 A • 1-0 M	1953-2018	W1
VCU	13-2	6-1 H • 5-1 A • 2-0 N	1977-2019	W3
Vermont	1-0	1-0 H	2008	W1
Villanova	5-3	2-0 H • 1-3 A • 2-0 N	1981-2017	L1
VMI	101-15	51-7 H • 42-6 A • 8-2 N	1909-2009	W24
Virginia Tech	93-56	39-13 H • 22-30 A • 32-13 N	1915-2019	W2
Wagner	3-0	2-0 H • 1-0 A	1981-2002	W3
Wake Forest	67-70	41-21 H • 16-41 A • 10-8 N	1911-2019	W7
Washington	1-1	1-1 N	1984-2011	L1
Washington State	2-0	2-0 N	1983-1999	W2
Western Kentucky	1-1	1-0 H • 1-0 A	2005-2006	L1
West Virginia	9-10	4-4 H • 2-4 A • 3-2 N	1916-2018	L2
Wichita State	0-1	0-1 N	2011	L1
William & Mary	55-26	39-9 H • 14-15 A • 2-2 N	1906-2019	W11
Winthrop	3-0	3-0 H	1991-2012	W2
Wisconsin	4-2	1-1 H • 1-0 A • 2-1 N	1975-2019	W2
Wofford	2-0	2-0 H	2003-2013	W2
Wyoming	0-1	0-1 N	1987	L1
Xavier	1-2	0-1 H • 0-1 A • 1-0 N	1972-2009	L2
Yale	3-1	2-0 H • 1-1 N	1960-2017	W2

2018-19 Opponents in Bold

NON-NCAA DIVISION I OPPONENTS

Opponent	Record	Breakdown	Series Years	Streak
Baldwin-Wallace	1-0	1-0 H	1972	W1
Baltimore	1-0	1-0 H	1981	W1
Bridgewater	8-0	8-0 H	1906-1941	W8
BYU-Hawaii	2-0	2-0 A	1980-1982	W2
Brooklyn Poly	1-0	1-0 H	1928	W1
Carroll Institute	0-1	0-1 N	1906	L1
Catholic	12-4	5-1 H • 7-3 A	1912-1952	W7
CCNY	0-1	0-1 N	1941	L1
Chaminade	4-1	3-1 A • 1-0 N	1980-2003	W2
Dickinson	2-0	1-0 H • 1-0 A	1949-1950	W2
Emory & Henry	3-0	3-0 H	1911-1942	W3
Franklin & Marshall	3-1	3-0 H • 0-1 A	1912-1954	W1
Gallaudet	8-1	7-1 H • 1-0 A	1912-1933	W4
Gettysburg	3-1	2-0 H • 1-1 A	1949-1954	W1
Guilford	1-2	1-1 H • 0-1 A	1911-1922	W1
Hampden-Sydney	29-1	25-0 H • 3-0 A • 1-1 N	1910-1976	W6
Johns Hopkins	11-0	8-0 H • 2-0 A • 1-0 N	1920-1983	W11
Kentucky Wesleyan	0-2	0-2 A	1957-1964	L2
Lawrence Tech	0-2	0-2 A	1949-1952	L2

Opponent	Record	Breakdown	Series Years	Streak
Lynchburg	7-0	7-0 H	1922-1931	W7
University of Mexico	1-0	1-0 H	1941	W1
Milligan	1-0	1-0 H	1945	W1
NYU	2-0	1-0 H • 1-0 A	1967-1968	W2
Puerto Rico-Mayaguez	1-0	1-0 N	2007	W1
Randolph-Macon	34-1	30-1 H • 3-0 A • 1-0 N	1909-1985	W18
Roanoke	16-1	13-0 H • 3-1 A	1915-1977	W10
Rollins	1-0	1-0 H	1985	W1
St. John's (Md.)	4-4	2-3 H • 2-1 A	1910-1932	L3
Sewanee	2-0	2-0 H	1928-1931	W2
Stevens Tech	2-0	2-0 H	1925-1928	W2
Transylvania	1-0	1-0 N	1924	W1
Washington & Lee	49-41-1	31-13 H • 13-25 A • 5-3-1 N	1906-1976	W7
West Virginia Wesleyan	4-0	4-0 H	1915-1923	W4

NON-COLLEGIATE OPPONENTS

Opponent	Record	Breakdown	Series Years	Streak
Aberdeen Proving Ground	0-1	0-1 H	1944	L1
Apprentice School	2-0	2-0 H	1935-1936	W2
Baltimore Medical	1-0	1-0 A	1910	W1
Baltimore YMCA	0-1	0-1 A	1906	L1
Bolling Field	1-0	1-0 H	1943	W1
Camp Humphreys	1-1	1-1 H	1919-1920	W1
Camp Lee	0-3	0-2 H • 0-1 A	1943-1945	L3
Charlottesville High School	1-0	1-0 H	1908	W1
Charlottesville YMCA	4-0	4-0 H	1906-1907	W4
Dan Masters	1-0	1-0 A	1948	W1
Flying Fisher Five	1-0	1-0 H	1927	W1
Fort Belvoir	1-0	1-0 H	1944	W1
Fort Myer	1-0	1-0 H	1919	W1
Hampton YMCA	1-0	1-0 N	1910	W1
House of David	1-0	1-0 H	1941	W1
Italian-American Prog. Club	1-0	1-0 H	1939	W1
Jefferson School	2-0	2-0 H	1910-1915	W2
Langley Field	4-1	2-0 H • 2-1 A	1936-1951	L1
Lynchburg Athletic Club	2-0	2-0 H	1919-1920	W2
Lynchburg Elks	1-0	1-0 A	1922	W1
Lynchburg Independents	1-0	1-0 H	1949	W1
Marine Institute	0-1	0-1 H	1946	L1
Naval Apprentice	0-1	0-1 H	1937	L1
Naval Base	1-0	1-0 H	1939	W1
Naval Training	1-2	1-1 H • 0-1 A	1937-1944	L1
Newport News Apprentice	1-0	1-0 A	1943	W1
Newport News YMCA	0-1	0-1 N	1910	L1
New York Athletic Club	0-1	0-1 A	1950	L1
Norfolk Air Base	1-2	1-1 H • 0-1 A	1944-1951	W1
Norfolk Apprentice	1-0	1-0 H	1943	W1
Norfolk NTS	3-1	2-1 H • 1-0 A	1940-1946	W1
Norfolk Stars	1-0	1-0 A	1940	W1
Norfolk Training Station	0-1	0-1 A	1944	L1
Norport	1-0	1-0 H	1936	W1
N.C. Pre-Flight School	0-1	0-1 A	1943	L1
Old Dominion Club	2-0	2-0 H	1948	W2
People's Bank Club	2-0	2-0 H	1933-1934	W2
Quantico Marines	2-1	1-1 H • 1-0 A	1947-1948	W2
Richmond Air Base	1-1	1-0 H • 0-1 A	1945	W1
Richmond All-Stars	1-0	1-0 H	1947	W1
Richmond Athletic Club	1-0	1-0 H	1932	W1
Richmond Blues	1-0	1-0 H	1926	W1
Richmond Coast Art.	1-0	1-0 H	1927	W1
Richmond Naval Base	1-0	1-0 H	1945	W1
Richmond Rotary	1-0	1-0 H	1933	W1
Richmond Royals	2-0	2-0 H	1949-1950	W2
Richmond YMCA	1-0	1-0 A	1906	W1
Roanoke American Legion	0-2	0-2 A	1941	L2
Shawnee Club	1-0	1-0 H	1932	W1
Staunton Collegians	2-0	2-0 H	1931-1932	W2
Staunton Military Academy	1-1	1-1 A	1907-1908	L1
Staunton YMCA	1-1	1-0 H • 0-1 A	1906-1907	L1
Virginia Medical	5-0	5-0 H	1919-1940	W5
Viscose Club	1-0	1-0 H	1933	W1
War Dept. Headquarters	1-0	1-0 H	1948	W1
Woodrow Wilson Hospital	2-0	1-0 H • 1-0 A	1944	W2

ALL-TIME VS. OPPONENTS

**AIR FORCE**

Overall: 1-0

12-26-69 W 90-85 N1

N1-Greensboro, N.C.

ALABAMA

Overall: 3-4

Home: 1-0

Road: 0-1

2-24-28 W 42-28 N1

2-26-32 W 20-16 N1

12-29-78 L 69-71 N2

3-12-79 L 88-90 N3

12-28-84 L 48-54 N2

12-1-91 L 69-80 A

12-22-92 W 86-83 H

N1-Atlanta, Ga.; N2-New Orleans, La.; N3-New York, N.Y.

ALBANY

Overall: 1-0

3-16-07 NCAA W 84-57 N1

N1-Columbus, Ohio

AMERICAN

Overall: 5-1

Home: 5-0 (1-0 JPIJ)

Road: 0-1 (0-0 Bender Arena)

2-10-38 W 41-33 H

12-14-46 W 50-35 H

12-8-48 W 57-51 H

1-7-50 W 67-58 H

2-3-51 L 54-69 A

12-28-06 W 91-70 H

APPALACHIAN STATE

Overall: 2-1

Home: 2-0

12-2-97 W 62-54 H

11-24-04 W 77-60 H

12-19-06 L 69-80 N1

N1-Guaynabo, Puerto Rico

ARIZONA

Overall: 3-2

Home: 2-0 (1-0 JPIJ)

Road: 1-1

3-20-94 NCAA L 58-71 N1

11-21-04 W 78-60 H

11-27-05 L 51-81 A

11-12-06 W 93-90 H

11-17-07 W 75-72 A

N1-Sacramento, Calif.

ARIZONA STATE

Overall: 1-0

11-27-99 W 70-64 N1

N1-Bayamon, Puerto Rico

ARKANSAS

Overall: 4-3

Home: 2-0

Road: 1-1

3-18-84 W-ot 53-51 N1

1-27-85 W 54-52 H

12-20-86 W 78-66 A

12-12-87 L 52-66 A

11-30-88 W 75-65 H

3-26-95 NCAA L 61-68 N2

11-20-98 L 83-85 N3

N1-East Rutherford, N.J.; N2-Greensboro, N.C.;

N3-Fairbanks, Alaska

ARKANSAS STATE

Overall: 1-0

Road: 1-0

12-28-62 W 94-74 A

ARMY

Overall: 3-0

Road: 1-0

1-29-41 W 40-36 A

12-30-55 W 86-71 N1

12-22-79 W 84-60 N2

N1-Richmond, Va.; N2-Santa Clara, Calif.

AUBURN

Overall: 4-4

Home: 0-2 (0-1 JPIJ)

Road: 0-1

1-30-20 L 21-27 H

2-27-25 SoCon W 29-27 N1

2-27-31 SoCon L 26-33 N1

12-8-01 W 77-72 N2

12-3-04 W 89-87 N3

12-20-08 L 56-58 H

12-7-09 L 67-68 A

4-6-19 NCAA W 63-62 N4

N1-Atlanta, Ga.; N2-Birmingham, Ala.; N3-Richmond, Va.

N4-Minneapolis, Minn.

AUSTIN PEAY

Overall: 1-0

Home: 1-0 (1-0 JPIJ)

11-13-17 W 93-49 H

BAYLOR

Overall: 0-1

12-28-68 L 61-79 N1

N1-Greenville, N.C.

BELMONT

Overall: 2-0

Home: 1-0

Road: 1-0

2-28-99 W 94-74 H

3-20-15 W 79-67 N1

N1-Greensboro, N.C.

BETHUNE-COOKMAN

Overall: 1-0

Home: 1-0

12-8-94 W 109-49 H

BOSTON COLLEGE

Overall: 15-7

Home: 8-2 (6-2 JPIJ)

Road: 4-4 (4-4 Conte Forum)

12-11-71 W 79-69 N1

3-10-80 NIT W 57-55 H

3-24-83 NCAA W 95-92 N2

2-21-06 W 72-58 H

1-13-07 L 73-78 A

1-19-08 W 84-66 H

2-17-08 W 79-74 A

2-4-09 L 70-80 H

3-12-09 ACC L 63-76 N3

3-3-10 L 55-68 A

3-11-10 ACC W 68-62 N4

1-19-11 L 67-70 A

2-26-11 L 44-63 H

1-26-12 W 66-49 H

1-26-13 W 65-51 H

3-3-13 L 52-53 A

2-5-14 W 77-67 H

1-17-15 W 66-51 A

2-3-16 W 61-47 H

1-18-17 W 71-54 A

12-30-17 W 59-58 H

1-9-19 A 83-56 A

N1-Morgantown, W.Va.; N2-Ogden, Utah; N3-Atlanta, Ga.;

N4-Greensboro, N.C.

BOWLING GREEN

Overall: 0-1

12-28-67 L 72-76 N1

N1-Huntington, W.Va.

BRADLEY

Overall: 1-2

Home: 0-1

Road: 0-1

1947 L 58-77 A

3-26-08 CBI L 85-96 H

11-19-15 W 82-57 N1

N1-Charleston, S.C.

BYU

Overall: 3-1

3-21-81 NCAA W 74-60 N1

11-21-81 W 63-61 N2

3-14-91 NCAA L 48-61 N3

12-29-97 W 72-54 N4

N1-Atlanta, Ga.; N2-Springfield, Mass.;

N3-Salt Lake City, Utah; N4-Honolulu, Hawaii

BROWN

Overall: 3-0

Home: 3-0 (1-0 JPIJ)

1-5-87 W 92-70 H

3-19-03 NIT W 89-73 H

1-6-09 W 74-50 H

BUCKNELL

Overall: 2-1

Home: 2-1

1-27-61 L 81-99 H

BUTLER

Overall: 1-0

3-19-16 NCAA W 77-69 N1

N1-Raleigh, N.C.

CALIFORNIA

Overall: 2-0

Home: 1-0 (1-0 JPIJ)

Away: 1-0 (1-0 Haas)

12-22-15 W-ot 63-61 H

12-21-16 W 56-52 A

CANISIUS

Overall: 1-0

Road: 1-0

12-31-64 W 64-61 A

CHARLESTON

Overall: 1-0

Home: 1-0

3-3-93 W 72-58 H

CHARLESTON SO.

Overall: 1-0

Home: 1-0

12-17-01 W 74-54 H

CINCINNATI

Overall: 1-3

Away: 1-1

2-16-24 W 31-27 A

12-28-55 L 69-93 N1

12-3-62 L 42-91 A

3-26-93 NCAA L 54-71 N2

N1-Richmond, Va.; N2-East Rutherford, N.J.

CITADEL

Overall: 2-0

Home: 1-0

Road: 1-0

1-27-21 W 51-15 H

12-30-71 W 77-72 A

CLEMSON

Overall: 77-52

Home: 45-16 (6-1 JPIJ)

Road: 25-35 (20-24 Littlejohn)

1-4-36 L 34-45 H

12-17-54 W 100-93 A

2-14-55 W 106-68 H

12-16-55 L 73-75 A

2-13-56 W 96-85 H

2-16-57 L-ot 81-84 A

2-23-57 W 85-71 H

1-3-58 W-2ot 88-85 A

2-14-58 W 74-59 H

1-9-59 L 63-70 A

2-14-59 W 69-61 H

2-6-60 L 56-74 A

2-13-60 L 58-59 H

2-3-61 L 81-89 A

2-24-61 L 63-85 H

12-9-61 L-ot 68-70 A

2-23-62 L 71-72 H

2-8-63 L 64-86 A

2-22-63 L 50-52 H

12-17-63 L 52-53 H

2-29-64 L 73-90 A

1-9-65 L 72-99 A

2-27-65 W 69-67 H

1-28-66 L 69-70 A

2-25-66 W 63-61 H

1-14-67 L-ot 88-102 H

2-27-67 W 73-71 A

1-11-68 W 95-92 A

1-20-68 W 81-73 H

1-11-69 W 82-75 H

2-24-69 L 90-92 A

1-10-70 L 87-104 A

2-21-70 W 94-79 H

1-9-71 W 66-56 H

1-28-71 L 44-45 A

1-31-72 W 62-58 A

2-21-72 W 62-60 H

1-27-73 L 63-64 A

2-19-73 L-ot 54-56 H

1-26-74 L 51-61 A

2-20-74 W 81-68 H

3-7-74 ACC W 68-63 N1

1-4-75 L 68-86 A

1-25-75 L 64-74 H

1-24-76 W 69-62 A

2-18-76 W 90-77 H

1-22-77 L 54-63 H

2-16-77 W 71-65 A

3-4-77 ACC W 72-60 N1

1-21-78 L-ot 70-79 A

2-15-78 L 55-63 H

1-20-79 W 61-54 H

2-14-79 W 72-68 A

1-19-80 L 68-88 A

2-13-80 W 89-87 H

2-28-80 ACC L 49-57 N1

1-19-81 W 74-59 A

2-14-81 W 73-58 H

1-17-82 W 89-60 H

2-13-82 W 56-54 A

3-5-82 ACC W 56-54 N1

1-22-83 W 105-87 H

2-23-83 W-ot 85-83 A

1-21-84 W 74-73 A

2-21-84 W 77-70 H

1-19-85 L 62-82 A

2-20-85 W 69-66 H

1-11-86 W 83-81 A

2-22-86 W 82-69 H

1-31-87 L 83-89 A

2-14-87 L-ot 90-94 H

1-10-88 W 77-75 H

2-21-88 L 62-65 A

1-11-89 L 70-88 A

2-18-89 W 85-83 H

3-10-89 ACC W 90-73 N2

1-9-90 L 70-76 H

2-10-90 L 63-74 A

3-10-90 ACC W 69-66 N3

1-8-91 W 82-78 A

2-16-91 W 57-47 H

1-22-92 L 48-51 A

ALL-TIME VS. OPPONENTS

1-23-18	W	61-36	H
3-9-18	^{ACC} W	64-58	N4
1-12-19	W	63-43	A

N1-Greensboro, N.C.; N2-Atlanta, Ga.; N3-Charlotte, N.C.; N4-Brooklyn, NY; A1-Greenville, S.C.

CLEVELAND STATE

Overall: 2-0

Home: 1-0 (1-0 JPJ)

11-25-09	W	76-65	N1
12-18-14	W	70-54	H

N1-Cancun, Mexico

COASTAL CAROLINA

Overall: 3-0

Home: 2-0

11-20-00	W	117-78	H
12-22-03	W	89-74	H
3-21-14	^{NCAA} W	70-59	N1

N1-Raleigh, N.C.

COLUMBIA

Overall: 2-0

Home: 1-0

12-28-66	W	112-88	N1
11-27-87	W	83-58	H

N1-Storrs, Conn.

CONNECTICUT

Overall: 2-6

Home: 0-3

Road: 1-3

1-2-65	W	68-63	N1
12-30-66	L	79-100	A
12-6-87	W	72-59	A1
12-10-88	L	61-68	H
11-29-93	L	36-77	H
1-28-96	L	46-76	A1
12-23-96	Lot	61-64	A
12-10-97	L	63-74	H

N1-Buffalo, N.Y.; A1-Hartford, Conn.

COPPIN STATE

Overall: 2-0

Home: 2-0 (1-0 JPJ)

12-9-93	W	63-61	H
11-16-18	W	97-40	H

DARTMOUTH

Overall: 3-0

Home: 2-0

Road: 1-0

11-25-88	W	99-73	H
1-2-00	W	89-50	H
12-30-00	W	102-56	A

DAVIDSON

Overall: 13-4

Home: 8-2 (2-0 JPJ)

Road: 2-0 (1-0 Belk)

2-2-21	W	47-23	H
2-15-29	W	38-27	H
2-1-34	W	43-25	H
2-18-36	W	33-28	H
1-11-64	L	62-64	N1
12-22-64	L	74-86	N1
1-2-67	L	71-75	H
1-23-74	L	63-64	H
1-13-75	W	58-56	N1
1-5-76	W	72-51	A
1-3-77	W	67-48	H
11-24-84	W	69-65	N2

12-1-89	W	71-57	A
1-21-91	W	71-47	H
11-16-13	W	70-57	N1
12-30-14	W	83-72	H
12-16-17	W	80-60	H

N1-Charlotte, N.C.; N2-Kona, Hawaii

DAYTON

Overall: 3-0

Home: 1-0

Road: 1-0

2-16-87	W	74-67	A
12-9-87	W	69-50	H
11-22-18	W	66-59	N1

N1-Nassau, Bahamas

DELAWARE

Overall: 10-2

Home: 7-2 (0-1 JPJ)

Road: 3-0 (1-0 Carpenter)

2-21-21	W	26-22	H
1-29-62	L	88-89	H
1-22-76	W	78-65	H
1-20-77	W	74-71	H
1-11-78	W	71-59	A
1-15-79	W	99-81	H
1-7-80	W	82-55	H
1-5-81	W	88-69	A
12-30-96	W	76-66	H
11-25-97	W	64-57	A
12-27-98	W	72-64	H
11-13-12	L	53-59	H

DENVER

Overall: 1-0

12-28-73	W	81-80	N1
----------	---	-------	----

N1-Las Vegas, Nev.

DEPAUL

Overall: 0-2

3-13-76	^{NCAA} L	60-69	N1
3-13-86	^{NCAA} L	68-72	N2

N1-Charlotte, N.C.; N2-Greensboro, N.C.

DRAKE

Overall: 1-0

11-21-11	W	60-52	N1
----------	---	-------	----

N1-St. Thomas, USVI

DREXEL

Overall: 2-0

Home: 1-0

11-20-07	W	72-58	H
11-19-11	W	49-35	N1

N1-St. Thomas, USVI

DUKE

Overall: 51-121

Home: 34-40 (2-6 JPJ)

Road: 11-58 (9-53 Cameron)

2-23-11	W	24-18	A
2-6-13	W	33-11	H
2-10-14	W	51-21	N1
2-1-15	W	52-14	H
2-23-15	W	51-24	N1
2-11-16	W	34-31	H
2-15-17	L	34-37	H
2-14-18	L	25-32	H
2-24-19	W	44-14	H
2-23-20	W	28-20	H
2-17-21	W	34-15	H
2-25-21	L	22-24	A
2-10-23	W	28-25	H

2-23-23	L	24-37	A
2-5-27	W	34-24	A
2-8-27	L	26-36	H
2-17-28	W	44-34	H
1-10-29	W	35-23	H
1-8-30	L	32-65	H
2-5-31	L	31-43	H
2-24-33	^{SoCon} L	24-38	N1
1-20-34	L	17-26	A
1-14-35	L	20-30	A
2-26-35	L	32-39	N1
1-11-36	L	29-45	A
2-10-36	L	28-44	H
12-16-44	L	44-56	N2
12-15-45	L	38-48	N2
12-14-46	L	34-47	N2
12-13-47	W	49-39	H
2-19-47	L	48-57	A
12-11-48	L	37-47	N2
12-10-49	L	61-82	N3
12-9-50	L	57-77	N3
1-2-54	L	64-86	A
3-4-54	^{ACC} L	68-96	N1
1-15-55	L	89-109	A
2-22-55	L	92-106	H
3-4-55	^{ACC} L-ot	77-90	N1
2-9-56	L	59-74	A
2-21-56	L	58-92	H
2-19-57	W	90-81	H
2-27-57	L	66-81	A
1-30-58	L	71-88	A
2-25-58	W-3ot	70-68	H
1-15-59	W	86-67	H
2-20-59	L	63-71	A
2-16-60	L	66-78	A
2-22-60	L	63-79	H
1-11-61	L-ot	90-92	H
2-20-61	L	66-77	A
3-2-61	^{ACC} L	54-89	N1

2-10-62	L	75-101	A
2-19-62	L	71-97	H
1-2-63	L	65-82	A
2-13-63	L	74-79	H
2-28-63	^{ACC} L	70-89	N1
12-19-63	L	73-84	A
2-10-64	L	59-80	H
12-19-64	L	91-104	H
2-11-65	L	72-136	A
12-18-65	L	72-75	H
2-12-66	L	55-81	A
12-16-66	L	82-98	A
2-1-67	L	77-100	H
3-9-67	^{ACC} L	78-99	N4
12-13-67	L	61-103	A
2-1-68	L	78-90	H
12-11-68	W	81-75	H
2-17-69	L	81-100	A
3-6-69	^{ACC} L	86-99	N4
12-6-69	L	45-57	A
2-23-70	W	61-57	H
12-5-70	W	75-70	H
2-20-71	L	69-101	A
12-4-71	W	86-77	A
2-19-72	L	76-86	H
1-3-73	W-ot	80-74	H
2-13-73	L	66-90	A
3-8-73	^{ACC} W	59-55	N5
12-8-73	W	104-82	H
2-13-74	L	78-88	A
1-18-75	W	60-56	H
2-1-75	W-ot	92-85	A
12-6-75	L	79-81	A

2-11-76	W	94-90	H
1-17-77	L-ot	74-82	H
2-9-77	L	49-65	A
1-25-78	W	74-73	H
2-8-78	L	75-100	A
1-24-79	L	66-84	H
2-6-79	L	63-64	A
1-23-80	W	90-84	A
2-6-80	W	73-69	H
12-12-80	W	91-79	A
1-31-81	W	68-47	H
12-9-81	W	92-83	H
1-30-82	W	77-65	A
12-8-82	W	104-91	A
2-5-83	W	105-84	H
3-11-83	^{ACC} W	109-66	N6
1-8-84	L	72-78	H
2-4-84	L	64-67	A
12-8-84	L	65-78	A
1-5-85	L	58-63	H
12-7-85	L	64-72	A
2-6-86	L	65-77	H
3-8-86	^{ACC} L	70-75	N5
1-3-87	L	63-70	H
2-4-87	L	61-75	A
1-9-88	L	59-77	H
2-17-88	L	54-73	A
3-11-88	^{ACC} L	48-60	N5
1-7-89	L	76-84	H
2-8-89	L	66-85	A
3-11-89	^{ACC} L	58-69	N6
1-6-90	L	68-76	A
2-8-90	W	72-69	H
1-5-91	W	81-64	H
2-7-91	L	74-86	A
1-2-92	L	62-68	H
2-26-92	L	67-76	A
1-17-93	W	77-69	A
2-18-93	W	58-55	H
1-15-94	L	58-66	H
2-16-94	L	54-84	A
3-12-94	^{ACC} W	66-61	N4
1-14-95	W-2ot	91-88	A
2-15-95	W	64-58	H
1-13-96	W	77-66	H
2-14-96	L	69-79	A
1-18-97	L	59-78	A
2-11-97	L	61-62	H
12-6-97	L	59-103	A
1-24-98	L	65-72	H
3-5-98	^{ACC} L	41-63	N5
1-10-99	L	69-115	A
2-11-99	L	54-100	H
3-4-99	^{ACC} L	67-104	N4
1-5-00	L-ot	100-109	H
2-5-00	L	86-106	A
1-13-01	L	61-103	A
2-14-01	W	91-89	H
1-27-02	L	81-94	A
2-28-02	W	87-84	H
1-15-03	L	93-104	A
2-15-03	L	59-78	H
3-14-03	^{ACC} L	76-83	N5
1-11-04	L	71-93	H
2-11-04	L	75-93	A
3-12-04	^{ACC} L	74-84	N5
1-16-05	L	66-80	A
3-11-05	^{ACC} L	64-76	N7
1-28-06	L	63-82	A
2-1-07	W-ot	68-66	H
1-13-08	L	65-87	A
3-5-08	L	70-86	H
2-1-09	L	54-79	A

2-28-10	L	49-67	H
3-12-10	^{ACC} L	46-57	N5
1-15-11	L	60-76	A
2-16-11	L	41-56	H
1-12-12	L	58-61	A
2-28-13	W	73-68	H
1-13-14	L	65-69	A
3-16-14	^{ACC} W	72-63	N5
1-31-15	L	63-69	H
2-13-16	L	62-63	A
2-15-17	L	55-65	H
1-27-18	W	65-63	A
1-19-19	L	70-72	A
2-9-19	L	71-81	H

N1-Raleigh, N.C.; N2-Lynchburg, Va.; N3-Norfolk, Va.; N4-Charlotte, N.C.; N5-Greensboro, N.C.; N6-Atlanta, Ga.; N7-Washington, D.C.

EAST CAROLINA

Overall: 2-0

Home: 1-0

Road: 1-0

12-27-68	W	88-79	A
12-6-16	W	76-53	H

EAST TENNESSEE ST.

Overall: 3-0

Home: 3-0

12-10-

ALL-TIME VS. OPPONENTS



FLORIDA STATE

Overall:	25-25	
Home:	15-9 (5-4 JPI)	
Road:	8-15 (8-15 Tucker Ctr.)	
1-4-92	W-ot	77-68 A
2-13-92	L	63-64 H
1-6-93	W	80-76 H
2-8-93	L	84-99 A
1-6-94	W	84-64 H
2-6-94	L	64-100 A
1-4-95	W	81-75 A
2-4-95	W-ot	76-63 H
1-3-96	L	64-69 H
2-3-96	W	64-59 A
1-8-97	W	64-61 A
2-1-97	W	73-60 H
2-4-98	L	63-71 H
2-28-98	L	63-88 A
12-1-98	L	69-72 H
1-30-99	W	67-60 A
1-26-00	W	86-81 H
2-26-00	L	64-71 A
1-16-01	W	89-71 H
2-17-01	W	69-66 A
1-20-02	W	91-74 H
2-20-02	L	59-66 A
1-29-03	W	85-72 H
3-1-03	L	59-73 A
1-18-04	W-ot	76-67 H
2-17-04	L	57-76 A
2-9-05	W	56-55 H
3-6-05	L	63-68 A
1-11-06	L-ot	82-87 H
2-18-06	L	62-76 A
2-17-07	W	73-70 H
1-23-08	L	67-69 A
1-24-09	L	62-73 H
2-10-09	L	57-68 A
2-17-10	L	50-69 H
2-12-11	L	56-63 A
2-4-12	L	55-58 A
3-1-12	L	60-63 H
1-19-13	W	56-36 H
3-7-13	L	51-53 A
1-4-14	W	62-50 A
1-18-14	W	78-66 H
3-14-14	ACC W	64-51 N1
2-22-15	W	51-41 H
3-12-15	W	58-44 N1
1-17-16	L	62-69 A
12-31-16	L	58-60 H
2-7-18	W	59-55 A
1-5-19	W	65-52 H
3-15-19	ACC L	59-69 N2

N1-Greensboro, N.C.; N2-Charlotte, N.C.

FORDHAM

Overall:	0-3	
Home:	0-2	
Road:	0-1	
2-21-24	L	24-37 H
2-4-50	L	44-73 A
12-7-05	L	60-62 H

FURMAN

Overall:	1-0	
Home:	1-0	
12-8-04	W	79-67 H

GARDNER-WEBB

Overall:	2-0	
Home:	1-0	

12-19-02	W	72-65 H
3-22-19	NCAA W	71-56 N1

N1-Columbia, S.C.

GEORGE MASON

Overall:	8-1	
Home:	6-0 (1-0 JPI)	
Road:	1-1 (1-1 Patriot Center)	
11-29-81	W	76-57 H
11-26-83	W	87-63 H
12-7-86	W	73-58 H
1-28-95	W	128-98 H
11-30-96	W	106-93 A
11-22-97	W	60-45 H
12-6-11	W	68-48 H
11-9-12	L	59-63 A
11-22-15	W	83-66 N1

N1-Charleston, S.C.

GEORGETOWN

Overall:	11-12	
Home:	6-5	
Road:	3-7	
2-9-07	L	11-22 A
2-1-08	L	19-42 H
2-8-08	L	12-64 A
1-30-09	L	24-35 H
2-27-09	L	25-45 H
2-2-10	L	20-32 A
2-26-10	W	27-26 H
2-3-11	W	38-19 H
2-17-11	L	23-35 A
1-27-12	L	16-34 A
2-12-12	W	35-12 H
3-1-12	L	16-21 A
1-31-13	W	22-16 H
2-15-13	L	19-26 A
2-10-53	W	76-75 H
2-13-54	W	85-78 A
12-27-72	W	72-58 N1
3-8-78	NIT L	68-70 H
12-11-82	W	68-63 A
12-5-91	W-3ot	76-66 N2
3-15-00	NIT L-3ot	111-115 H
12-20-01	W	61-55 A
12-28-02	W	79-75 H

N1-St. Louis, Mo.; N2-Greensboro, N.C.

GEORGE WASHINGTON

Overall:	27-24	
Home:	17-10 (2-0 JPI)	
Road:	10-13 (2-1 Smith)	
1-26-07	W	18-17 H
2-7-07	L	23-26 A
2-7-08	W	22-10 A
2-29-08	W	36-10 H
2-12-10	W	48-16 H
2-18-13	W	43-18 A
1-12-14	W	43-7 H
2-26-14	W	41-16 A
1-11-15	W	41-12 H
2-26-15	W	27-19 A
1-15-16	W	51-25 H
2-24-16	W	26-20 A
2-5-21	W	30-23 A
2-11-22	W	19-16 A
2-12-23	W	26-13 H
2-3-40	L-ot	32-35 H
2-19-41	L	33-44 A
2-3-42	L	36-54 H
1943	L	43-49 A
1946	W	67-35 H

1947	L	39-41 H
1947	L	56-57 A
12-11-47	L	49-55 H
1-7-48	L	55-61 A
12-20-48	W	67-53 H
2-2-49	L	50-62 A
12-17-49	W	68-64 A
2-21-50	L	57-64 H
12-15-50	L	56-58 A
2-22-51	L	69-72 H
12-7-51	L	60-62 A
1-30-52	W	78-66 H
2-19-53	L	76-98 H
2-27-53	L	95-110 A
12-29-53	L	72-97 N1
1-21-54	L	72-73 H
1-21-61	L	77-86 H
2-5-62	L	75-82 A
12-7-68	L	84-98 H
2-17-70	L-ot	84-87 A
1-12-72	W	97-76 H
1-19-74	L	67-73 A
1-21-81	W	86-56 H
1-20-82	W	80-54 A
1-26-83	W	59-44 H
12-6-83	W	65-55 A
2-4-85	W	51-42 H
3-17-04	NIT W	79-66 H
11-21-14	W	59-42 H
11-16-15	L	73-68 A
11-11-18	W	76-57 H

N1-Alexandria, Va.

GEORGIA

Overall:	3-4	
Home:	2-2	
Road:	0-1	
1-18-26	W	41-31 H
1-20-27	L	22-29 H
1-16-29	L	32-40 H
2-27-32	SoCon L	19-40 N1
2-6-33	W	31-17 H
1947	L	55-62 A
12-24-87	W	87-54 N2

N1-Atlanta, Ga.; N2-Honolulu, Hawaii

GEORGIA TECH

Overall:	42-40	
Home:	24-11 (8-1 JPI)	
Road:	13-24 (2-2 McCamish)	
12-20-47	L	48-50 A
12-1-69	L	49-72 A
1-16-71	W	89-84 H
12-1-79	W	55-37 H
2-9-80	L	61-62 A
1-17-81	W	85-48 A
2-16-81	W	83-42 H
3-5-81	ACC W	76-47 N1
1-16-82	W	79-60 H
2-15-82	W	56-52 A
1-17-83	W	66-52 A
2-14-83	W	92-69 H
3-12-83	ACC W	96-67 N2
1-23-84	L-3ot	71-72 A
2-7-84	W	91-58 H
1-21-85	L	46-49 A
2-16-85	W	62-55 H
3-8-85	ACC L	48-55 N2
1-4-86	L	61-64 H
2-15-86	L	55-62 A
1-22-87	W	61-58 A
2-18-87	W	60-58 H
3-6-87	ACC W	55-54 N1

1-23-88	W	58-55 H
2-25-88	L	71-76 A
2-6-89	W	78-71 H
2-22-89	L	65-73 A
1-21-90	W-ot	81-79 H
2-22-90	W	73-71 A
3-11-90	ACC L	61-70 N3
1-19-91	L	51-78 A
2-19-91	L	60-73 H
1-14-92	L	71-75 A
2-22-92	L	49-52 H
3-13-92	ACC L	56-58 N3
1-23-93	L	71-75 H
2-23-93	L	61-73 A
1-23-94	L	70-74 A
2-22-94	W-ot	73-72 H
1-22-95	W-2ot	88-85 H
2-22-95	W	83-60 A
3-10-95	ACC W	77-67 N4
1-20-96	L	70-90 A
2-21-96	L	75-84 H
1-22-97	W	68-64 H
2-6-97	L	53-66 A
1-15-98	L	65-83 H
2-14-98	L	86-105 A
1-23-99	L	65-77 H
2-25-99	L-ot	68-74 A
1-8-00	W	83-65 H
2-9-00	L	47-68 A
1-9-01	L	68-73 H
2-11-01	L	56-62 A
3-9-01	ACC L	69-74 N5
1-22-02	W	69-65 A
2-23-02	L	80-82 H
2-1-03	L	60-80 A
3-5-03	L	73-90 H
1-15-04	L	57-75 A
2-14-04	W	82-80 H
1-8-05	L	69-92 A
12-4-05	L	54-63 A
1-24-07	W	75-69 H
1-27-08	L-ot	82-92 H
3-3-08	W	76-74 A
3-13-08	ACC L	76-94 N3
12-28-08	W-ot	88-84 A
1-13-10	W	82-75 H
1-22-11	W	72-64 H
2-23-11	W	62-56 A
1-19-12	W	70-38 A1
2-3-13	L	60-66 A
2-24-13	W	82-54 H
2-8-14	W	64-45 A
1-22-15	W	57-28 H
1-9-16	L	64-68 A
3-10-16	ACC W	72-52 N6
1-21-17	W	62-49 H
1-18-18	W	64-48 A
2-21-18	W	65-54 H
2-27-19	W	81-51 H

N1-Landover, Md.; N2-Atlanta, Ga. (Omni); N3-Charlotte, N.C.; N4-Greensboro, N.C.; N5-Atlanta, Ga. (Georgia Dome); A1-Philips Arena; N6-Washington, D.C.

GONZAGA

Overall:	1-2	
Home:	1-0 (1-0 JPI)	
Road:	0-1	
3-16-01	NCAA L	85-86 N1
12-17-05	L	69-80 A
1-3-07	W	108-87 H

N1-Memphis, Tenn.

GRAMBLING STATE

Overall:	2-0	
Home:	2-0 (1-0 JPI)	
12-30-01	W	112-67 H
11-22-16	W	90-34 H

GREEN BAY

Overall:	2-1	
Home:	2-0 (2-0 JPI)	
Road:	0-1 (0-1 Resch)	
11-25-11	W	68-42 H
12-1-12	W	67-51 H
12-7-13	L	72-75 A

HAMPTON

Overall:	9-0	
Home:	8-0 (7-0 JPI)	
Road:	1-0	
11-25-98	W	116-66 H
12-10-99	W	102-56 A
12-16-06	W	91-69 H
12-19-07	W	79-65 H
12-23-08	W	74-48 H
12-23-09	W	80-54 H
11-26-13	W	69-40 H
3-17-16	NCAA W	81-45 N1
12-22-17	W	82-48 H

N1-Raleigh, N.C.

HARTFORD

Overall:	3-0	
Home:	3-0 (1-0 JPI)	
1-2-86	W	73-54 H
12-31-05	W	71-62 H
12-30-07	W	78-70 H

HARVARD

Overall:	1-0	
Home:	1-0 (1-0 JPI)	
12-21-14	W	76-27 H

HIGH POINT

Overall:	1-0	
Home:	1-0	
11-30-03	W	79-64 H

HOFSTRA

Overall:	1-2	
Home:	1-1	
Road:	0-1	
12-15-51	L	49-66 H
2-9-76	W	91-83 H
2-7-77	L-ot	69-76 A

HOUSTON

Overall:	3-3	
Home:	1-0	
Road:	0-2	
12-16-82	W	72-63 N1
2-18-84	L	65-74 A
3-31-84	L-ot	47-49 N2
11-23-85	W	92-77 N3
2-7-88	L	58-81 A
12-9-89	W	72-54 H

ALL-TIME VS. OPPONENTS

HOWARD

Overall: 4-0

Home: 4-0 (1-0 JPJ)

12-12-92	W	100-64	H
11-21-01	W	115-66	H
11-14-07	W	92-53	H
1-4-11	W	84-63	H

INDIANA

Overall: 1-2

Road: 0-1

12-1-62	L	59-90	A
3-24-84	NCAA W	74-60	N1
11-27-02	L	63-70	N2

N1- Atlanta, Ga.; N2- Lahaina, Maui, Hawaii

IONA

Overall: 1-0

3-16-84	NCAA W	58-57	N1
---------	--------	-------	----

N1- East Rutherford, N.J.

IOWA

Overall: 1-2

Home: 0-1 (0-1 JPJ)

3-13-97	NCAA L	60-73	N1
3-27-13	NIT L	64-75	H
11-25-16	W	74-41	N2

N1- Salt Lake City, Utah; N2- Niceville, Fla.

IOWA STATE

Overall: 2-2

Home: 1-1 (0-1 JPJ)

Road: 0-1 (0-1 Hilton)

12-31-03	W	85-74	H
12-6-04	L	79-81	A
12-30-10	L	47-60	H

3-25-16	NCAA W	84-71	N1
---------	--------	-------	----

N1- Chicago, Ill.

JACKSONVILLE

Overall: 3-0

Home: 2-0

Road: 1-0

1-19-87	W	82-81	A
2-1-88	W	77-52	H
12-19-88	W	86-81	H

JAMES MADISON

Overall: 10-0

Home: 6-0 (1-0 JPJ)

Road: 3-0 (2-0 Convocation)

11-25-77	W	83-63	H
11-24-78	W	71-58	H
12-30-80	W	53-52	A
12-30-81	W	57-44	N1
1-2-82	W	73-65	H
12-1-82	W	51-34	A
12-3-83	W	53-50	H
12-16-03	W	90-80	H
11-8-13	W	61-41	H
11-14-14	W	79-51	A

N1- Richmond, Va.

KANSAS

Overall: 1-2

3-24-95	NCAA W	67-58	N1
11-29-95	L	66-72	N2
11-27-96	L	63-80	N3

N1- Kansas City, Mo.; N2- Auburn Hills, Mich.; N3- Lahaina, Maui, Hawaii

KENT STATE

Overall: 1-0

Home: 1-0

12-4-74	W	58-40	H
---------	---	-------	---

KENTUCKY

Overall: 3-6

Home: 2-2

Road: 0-4

1-22-14	W	39-23	H
2-13-22	W	32-30	H
2-14-24	L	16-29	A
1-16-28	L	28-31	H
1-2-62	L	73-93	A
11-30-63	L	64-75	A
12-4-65	L	73-99	H
12-3-66	L	84-104	A
11-26-02	W	75-61	N1

N1- Lahaina, Maui, Hawaii

LAFAYETTE

Overall: 2-1

Home: 2-0

3-17-72	NIT L	71-72	N1
3-5-80	W	67-56	H
11-25-83	W	71-59	H

N1- New York, N.Y.

LAMAR

Overall: 1-0

Home: 1-0

11-19-12	W	63-44	H
----------	---	-------	---

LA SALLE

Overall: 1-2

Home: 0-0 (0-0 JPJ)

Road: 1-1 (1-0 Gola)

1-10-48	L	59-67	A
12-27-57	L	64-72	N1
11-28-14	W	64-56	N2

N1- Richmond, Va; N2- Brooklyn, N.Y.

LEHIGH

Overall: 3-0

Home: 3-0 (2-0 JPJ)

12-11-73	W	87-60	H
11-25-15	W	80-54	H
12-2-17	W	75-54	H

LIBERTY

Overall: 7-2

Home: 7-2 (1-1 JPJ)

12-30-93	W	62-49	H
12-30-95	W	76-48	H
12-18-96	W	67-54	H
1-7-98	L	64-69	H
12-8-98	W	95-70	H
12-30-02	W	77-58	H
11-18-05	W	79-44	H
11-25-08	L	82-86	H
11-23-13	W	75-53	H

LONG BEACH STATE

Overall: 1-0

11-20-15	W	87-52	N1
----------	---	-------	----

N1- Charleston, S.C.

LONG ISLAND

Overall: 3-0

Home: 2-0

12-27-85	W	71-52	N1
11-17-00	W	96-50	H
11-22-02	W	90-86	H

N1- Rochester, N.Y.

LONGWOOD

Overall: 6-0

Home: 6-0 (5-0 JPJ)

2-15-06	W	91-56	H
2-13-07	W	90-49	H
12-7-07	W	76-57	H
12-17-08	W	90-61	H
11-13-09	W	85-72	H
12-3-11	W	86-53	H

LOUISIANA-MONROE

Overall: 1-0

Home: 1-0

3-7-79	NIT W	79-78	H
--------	-------	-------	---

LSU

Overall: 3-0

Home: 1-0 (1-0 JPJ)

Road: 1-0 (1-0 Assembly)

3-30-81	NCAA W	78-74	N1
1-2-11	W	64-50	H
1-2-12	W	57-52	A

N1- Philadelphia, Pa.

LOUISVILLE

Overall: 15-4

Home: 7-1 (5-0 JPJ)

Road: 7-3 (4-1 KFC Yum!)

2-13-24	W	41-26	A
1947	L	43-69	A
1-24-82	W	74-56	A
1-29-83	W	98-81	H
2-11-84	W	50-45	A
2-9-85	W	74-65	H
1-4-89	L	71-74	A
2-17-90	L	56-72	H
2-7-15	W	52-47	H
3-7-15	L	57-59	A
1-30-16	W	63-47	A
3-5-16	W	68-46	H
12-28-16	W	61-53	A
2-6-17	W	71-55	H
1-31-18	W	74-64	H
3-1-18	W	67-66	A
3-8-18	ACC W	75-58	N1
2-23-19	W	64-52	A
3-9-19	W	73-68	H

N1- Brooklyn, N.Y.

LOYOLA (Md.)

Overall: 7-0

Home: 5-0; Road: 2-0

2-28-14	W	34-33	A
2-13-15	W	48-26	H
11-30-84	W	72-60	H
1-2-97	W	67-61	H
12-30-98	W	89-70	A
12-8-99	W	98-67	H
12-23-05	W	98-59	H

LOYOLA (Ill.)

Overall: 1-0

12-28-85	W	71-70	N1
----------	---	-------	----

N1- Rochester, N.Y.

LOYOLA MARYMOUNT

Overall: 2-0

Home: 1-0

Road: 1-0

12-19-03	W	76-68	A
12-23-04	W-ot	79-77	H

MANHATTAN

Overall: 1-0

3-19-93	NCAA W	78-66	N1
---------	--------	-------	----

N1- Syracuse, N.Y.

MARQUETTE

Overall: 3-1

Home: 1-0

Road: 2-1

12-28-74	L	55-73	A
11-26-88	W	80-63	H
2-3-90	W-ot	96-91	A
1-2-91	W	94-88	A

MARSHALL

Overall: 7-2

Home: 5-0 (1-0 JPJ)

Road: 2-1

3-19-29	W	46-32	H
1946	W	56-39	H
12-29-54	L	98-103	N1
1-3-62	W	65-63	A
12-20-67	L	89-97	A
11-25-89	W	83-63	H
12-20-90	W	74-60	A
1-19-92	W	73-53	H
12-31-18	W	100-64	H

N1- Fayetteville, W.Va.

MARYLAND

Overall: 76-107

Home: 46-41 (6-2 JPJ)

Road: 26-61 (7-7 Xfinity)

1-24-13	W	65-1	H
12-8-24	W	26-13	H
2-19-25	L	25-36	H
2-6-26	W	34-28	H
2-16-26	L	21-30	A
1-10-27	W	22-17	H
2-15-27	L-ot	28-29	A
1-27-28	L	20-26	A
2-13-28	W	34-12	H
1-15-29	L	22-30	H
2-1-29	W	25-22	A
1-14-30	L	20-54	H
2-15-30	L	29-51	A
2-2-31	W	34-31	H
2-13-31	L	21-34	A
1-21-32	L	31-36	H
2-13-32	L	18-46	A
1-31-33	W	26-19	H
2-9-33	L	28-37	A
1-26-34	L	20-43	H
2-6-34	L	25-28	A
2-2-35	L	24-44	A
2-20-35	L	32-33	H
2-6-36	L	34-40	A
1-23-37	L	23-37	A
1-27-38	L	23-39	H
1-28-39	L	21-31	A
2-6-41	W	47-18	H
1-8-42	L	34-35	H
1-31-42	L	26-36	A
1-9-43	L-ot	45-53	A
2-15-43	L	42-56	H

1-8-44	W	52-20	H
2-5-44	W	49-36	A
2-3-45	W	57-26	H
2-10-45	W	61-33	A
1-23-46	W	48-45	A
2-9-46	L	36-37	H
1-12-48	W	64-44	H
2-16-48	W	68-56	A
12-16-48	W	53-47	A
1-7-49	W	79-43	H
12-6-49	W	66-56	H
2-14-50	L	52-70	A
12-1-50	L	57-59	A
12-13-50	L	43-46	H
12-3-51	L	42-59	H
1-7-52	L	53-63	A
12-5-52	L	61-71	A
1-5-53	L	56-59	H
1-5-54	L	64-70	A
1-18-54	L	56-70	H
12-14-54	L	69-72	H
1-6-55	L	63-78	A
3-13-55	W-ot	68-67	N1
12-2-55	L	55-67	A
12-23-56	W	73-60	H
12-1-56	L	63-67	H
1-1-57	L	39-43	N2
2-12-57	L	64-85	A
3-7-57	L	69-72	N1
2-7-58	L	66-87	H
2-18-58	L	56-69	A
3-6-58	L	66-70	N1
12-10-58	L	56-63	A
2-18-59	W	62-50	H
3-5-59	W	66-65	N1
12-9-59	L	62-70	A
2-10-60	L	43-44	H
12-3-60	L	52-57	H
2-22-61	L	62-77	A
12-18-61	L	70-91	H
2-21-62	W	72-68	A
12-15-62	L	61-67	H
2-16-63	W	71-69	A
12-2-63	L	58-68	A
2-20-64	W	79-73	H
12-5-64	W	61-59	H
2-17-65	L	47-52	A
1-5-66	W	65-62	A
2-16-66	L	64-71	H
12-13-66	L	65-85	H
2-13-67	L	76-87	A
2-13-68	L	76-85	A
2-28-68	W	70-68	H
1-30-69	W	78-77	A
2-15-69	W	84-78	H
2-11-70	W	71-69	H
2-28-70	L	71-79	A
2-10-71	W	78-63	H
3-6-71	L-ot	84-89	A
12-8-71	W	78-57	H
3-4-72	L	42-45	A
3-10-72	L	57-62	N3
1-9-73	L	74-93	A
3-3-73	L	81-92	H
2-6-74	L	81-88	H
3-2-74	L	75-110	A
2-4-75	L	79-86	A
2-19-75	L	51-70	H
2-4-76	L	66-69	H
2-28-76	L	73-81	A
3-5-76	W	73-65	N4
2-2-77	L	67-82	A
2-26-77	W	77-68	H



2-1-78	W	66-64	H
2-25-78	W	79-70	A
1-31-79	W	69-63	A
2-24-79	W	75-72	H
1-30-80	L	61-63	H
2-23-80	L	71-82	A
1-14-81	W	66-64	A
2-28-81	W	74-63	H
3-6-81	ACC	62-85	N4
1-12-82	W-ot	45-40	H
2-27-82	L-ot	46-47	A
1-8-83	W	83-64	A
3-6-83	W	83-81	H
1-31-84	L	66-67	H
3-4-84	L	65-74	A
1-30-85	L	58-71	A
3-3-85	L	55-60	H
1-19-86	W	70-49	H
3-1-86	L	72-87	A
1-10-87	W	71-64	A
3-1-87	W	82-77	H
1-20-88	W	84-72	H
3-5-88	L	63-69	A
1-17-89	W-ot	64-58	A
3-5-89	W	86-59	H
1-17-90	L	72-74	H
3-3-90	L	74-89	A
1-16-91	W	76-62	A
3-2-91	L-ot	74-78	H
1-29-92	W	82-75	H
3-7-92	W	76-74	A
2-4-93	W	70-68	A
3-6-93	W	88-74	H
2-2-94	W	73-66	H
3-5-94	L	68-70	A
3-11-94	ACC	W	69-63 N5
2-1-95	L	62-71	A
3-5-95	W	92-67	H
2-1-96	L	72-80	H
3-2-96	L	71-83	A
1-4-97	L	62-78	A
3-2-97	W	81-74	H
2-1-98	L	70-77	A
2-24-98	L	66-74	H
1-7-99	L	66-71	H
2-6-99	L	72-88	A
2-2-00	L	79-91	A
3-4-00	W-ot	89-87	H
1-31-01	W	99-78	H
3-3-01	L	67-102	A
1-31-02	L	87-91	H
3-3-02	L	92-112	A
2-6-03	W	86-78	A
3-9-03	W-ot	80-78	H
2-4-04	L	67-71	H
3-7-04	L	61-70	A
1-19-05	L	68-82	A
2-19-05	L-2ot	89-92	H
2-7-06	L	65-76	A
3-5-06	L	70-71	H
1-16-07	W	103-91	H
2-6-07	W	69-65	A
1-30-08	L	75-85	A
3-9-08	W	91-76	H
1-20-09	L	78-84	A
3-7-09	W	68-63	H
2-15-10	L	66-85	A
3-6-10	L	68-74	H
1-27-11	L	42-66	H
3-5-11	W	74-60	A
2-18-12	W	71-44	H
3-4-12	W-ot	75-72	A
2-10-13	W	80-69	A

3-10-13	W-ot	61-58	H
2-10-14	W	61-53	H
3-9-14	L-ot	69-75	A
12-3-14	W	76-65	A
11-28-18	W	76-71	A

N1-Raleigh, N.C.; N2-Owensboro, Ky.; N3-Greensboro, N.C.; N4-Landover, Md.; N5-Charlotte, N.C.

UMBC

Overall: 3-1

Home: 2-0

Road: 1-0

12-21-96	W	57-34	H
12-23-00	W	85-69	H
12-28-05	W	77-66	N1
3-25-18	NCAA	L	54-74 N2

N1-Richmond, Va.; N2-Charlotte, N.C.

MD-EASTERN SHORE

Overall: 2-0

Home: 2-0 (2-0 JPJ)

11-26-06	W	104-63	H
12-27-11	W	69-42	H

MASSACHUSETTS

Overall: 2-0

3-21-93	NCAA	W	71-56 N1
11-26-96	W	75-68	N2

N1-Syracuse, N.Y.; N2-Lahaina, Maui, Hawaii

MEMPHIS

Overall: 1-0

3-23-14	NCAA	W	78-60 N1
---------	------	---	----------

N1-Raleigh, N.C. (PNC Arena)

MIAMI (Fla.)

Overall: 10-12

Home: 6-4 (4-2 JPJ)

Road: 2-7 (2-6 Watsco)

2-10-66	L	75-80	A
12-10-66	L	78-80	H
1-12-05	L	80-91	H
3-10-05	ACC	W	66-65 N1
1-24-06	W	71-51	H
2-3-07	W	81-70	H
2-21-07	L	60-68	A
3-1-08	L	93-95	A
2-26-09	L	55-62	H
1-16-10	W	75-57	H
2-23-10	L	62-74	A
2-5-11	L-ot	68-70	A
3-10-11	ACC	L-ot	62-69 N2
1-7-12	W	52-51	H
2-19-13	L	50-54	A
2-26-14	W	65-40	H
1-3-15	W-2ot	89-80	A
1-12-16	W	66-58	H
2-22-16	L	61-64	A
3-11-16	ACC	W	73-68 N1
2-20-17	L-ot	48-54	H
2-13-18	W	59-50	A

N1-Washington, D.C.; N2-Greensboro, N.C.

MIAMI (Ohio)

Overall: 1-0

3-18-95	NCAA	W	60-54 N1
---------	------	---	----------

N1-Dayton, Ohio

MICHIGAN

Overall: 2-2

Home: 2-0 (1-0 JPJA)

Road: 0-1 (0-0 Crisler)

12-28-51	L	52-66	A
3-13-80	NIT	W	79-68 H

3-25-89	NCAA	L	65-102 N1
11-29-11	W	70-58	H

N1-Lexington, Ky.

MICHIGAN STATE

Overall: 0-5

Away: 0-3

2-11-47	L	46-51	A
2-19-49	L	43-62	A
12-4-02	L	75-82	A
3-28-14	L	61-59	N1
3-22-15	L	54-60	N2

N1-New York, N.Y.; N2-Charlotte, N.C.

MIDDLE TENNESSEE

Overall: 2-0

3-18-89	NCAA	W	104-88 N1
11-21-18	W	74-52	N2

N1-Nashville, Tenn.; N2-Nassau, Bahamas

MINNESOTA

Overall: 5-2

Home: 2-0

Road: 2-2

3-19-80	NIT	W	58-55 N1
12-29-90	W	79-72	A
12-28-93	W	62-57	H
11-30-99	L	62-74	A
12-3-03	W	86-78	H
12-2-08	L	56-66	A
11-29-10	W	87-79	A

N1-New York, N.Y.

MISSISSIPPI

Overall: 1-1

2-28-25	L	24-32	N1
12-30-56	W	83-81	N2

N1-Atlanta, Ga.; N2-Owensboro, Ky.

MISSISSIPPI STATE

Overall: 1-2

2-25-28	SoCon	L	28-44 N1
12-27-63	W	81-68	N2
12-29-88	L	84-86	N3

N1-Atlanta, Ga.; N2-Owensboro, Ky.; N3-New Orleans, La.

MISSISSIPPI VALLEY ST.

Overall: 1-0

Home: 1-0 (1-0 JPJ)

12-8-12	W	67-39	H
---------	---	-------	---

MISSOURI

Overall: 4-1

Home: 2-0

Road: 1-1

2-20-83	W	68-53	N1
2-9-86	W	64-62	A
1-7-87	W	66-50	H
1-20-01	W	85-72	H
2-3-02	L	77-81	A

N1-East Rutherford, N.J.

MISSOURI STATE

Overall: 1-0

11-30-13	W	83-63	N
----------	---	-------	---

N1-Corpus Christi, Tex.

MONMOUTH

Overall: 1-0

Home: 1-0 (1-0 JPJ)

11-19-17	W	73-53	H
----------	---	-------	---

MORGAN STATE

Overall: 4-0

Home: 4-0 (3-0 JPJ)

11-19-06	W	85-66	H
12-19-12	W	83-63	H
11-13-15	W	86-48	H
12-3-18	W	83-45	H

MOUNT SAINT MARY'S

Overall: 1-0

Home: 1-0

11-23-03	W	80-71	H
----------	---	-------	---

NAVY

Overall: 14-31

Home: 6-1 (1-0 JPJ)

Road: 8-30

2-5-10	L	6-55	A
2-18-11	L	10-50	A
2-23-16	L	26-35	A
1-31-17	L	17-39	A
1-25-19	L	16-57	A
1-21-20	L	15-34	A
2-5-21	L	17-30	A
2-17-26	L	26-45	A
2-16-27	L	19-33	A
2-8-30	L	38-55	A
1-14-31	L	21-36	A
1-9-32	L	24-25	A
2-8-33	L	38-47	A
2-7-34	L	20-34	A
2-6-35	W	25-24	A
2-5-36	W	26-25	A
1-21-37	L	25-35	A
1-12-38	L	14-36	A
2-4-39	W	39-36	A
1-24-40	W	29-26	A
2-1-41	L	34-42	A
2-7-42	L	37-51	A
1943	L	41-50	A
2-25-48	L	41-48	A
12-15-48	L	56-58	A
12-14-49	L	38-61	A
12-6-50	L	37-59	A
12-8-51	L	32-60	A
1-15-53	L	71-93	A
12-5-53	L	75-86	A
12-8-54	W	79-69	A
2-20-60	L	61-74	A
2-11-61	L	71-85	H
1-30-63	L	66-78	A
2-14-64	W	66-55	H
2-13-65	L	63-85	A
2-5-66	W	85-57	H
2-4-67	L	75-77	A
2-3-68	W	96-80	H
1-8-69	W	84-68	A
1-31-70	W	52-44	H
12-9-70	W	81-63	A
2-6-73	W	67-51	A
2-16-74	W	91-72	H
11-19-13	W	67-42	H

NEBRASKA

Overall: 0-1

12-27-97	L	65-80	N1
----------	---	-------	----

N1-Honolulu, Hawaii

NEW HAMPSHIRE

Overall: 1-0

Home: 1-0

12-5-99	W	93-52	H
---------	---	-------	---

NEW MEXICO

Overall: 2-0

3-27-92	NIT	W	76-71 N1
3-18-94	NCAA	W	57-54 N2

N1-Richmond, Va.; N2-Sacramento, Calif.

NEW MEXICO STATE

Overall: 0-1

12-30-97	L-ot	82-87	N1
----------	------	-------	----

N1-Honolulu, Hawaii

NEW ORELANS

Overall: 0-2

Home: 0-1

Road: 0-1

11-30-90	L	55-60	H
12-18-91	L	52-54	A

NICHOLLS STATE

Overall: 1-0

3-16-95	NCAA	W	96-72 N1
---------	------	---	----------

N1-Dayton, Ohio

NJIT

Overall: 1-0

Home: 1-0 (1-0 JPJ)

12-21-09	W	68-37	H
----------	---	-------	---

NORFOLK STATE

Overall: 4-0

Home: 4-0 (4-0 JPJ)

12-20-10	W	50-49	H
3-19-13	NIT	W	67-56 H
12-23-13	W	66-56	H
11-16-14	W	67-39	H

NORTH CAROLINA

Overall: 57-131



ALL-TIME VS. OPPONENTS

1-29-34	L	23-24	H
3-1-34	SoCon L	18-28	N1
1-15-35	L	20-36	A
1-13-36	L	25-38	A
1-24-36	W-ot	33-30	H
3-5-36	SoCon L	21-39	N1
1-26-37	L	15-33	A
2-5-37	L	22-45	H
1-12-39	W	37-29	H
2-13-39	L	37-48	A
2-5-40	W	44-25	N4
1-2-43	W	50-45	N2
1-5-44	W	39-36	H
1-13-45	L	35-42	N2
1-11-46	L	32-44	H
1-21-47	L	38-63	A
1-16-54	L	66-78	A
2-8-54	W	83-69	H
1-11-55	L	87-96	H
2-11-55	W	98-73	N5
1-10-56	L	65-101	A
2-11-56	L	72-83	H
3-1-56	ACC L	77-81	N1
1-12-57	L	90-102	A
2-11-57	L	59-68	H
1-9-58	L	66-82	A
2-11-58	L	66-73	H
12-8-58	L	61-83	A
2-25-59	W	69-68	H
1-16-60	L	57-76	N5
2-25-60	L	58-97	A
3-3-60	ACC L	63-84	N1
12-6-60	L	47-81	A
1-14-61	L	70-92	H
12-2-61	L	46-80	A
1-13-62	L	71-100	N5
1-19-63	L	81-86	H
2-20-63	L	73-85	A
2-3-64	L	76-89	A
2-24-64	W	79-64	H
1-16-65	L	80-87	H
2-23-65	L-2ot	101-105	A
1-15-66	W	70-69	H
2-22-66	L	79-81	A
1-28-67	L	76-103	A
2-7-67	L	75-79	H
2-6-68	L	64-108	A
2-24-68	L	74-92	H
12-17-68	L	67-94	A
2-4-69	L	76-99	H
12-16-69	L	76-80	H
2-3-70	L	72-87	A
3-5-70	ACC W	95-93	N6
12-15-70	L	75-80	A
2-27-71	L	74-75	H
3-12-71	ACC L	68-76	N5
1-15-72	L	79-85	H
2-26-72	L	78-91	A
1-25-73	W	84-78	A
2-24-73	L	68-76	H
1-12-74	L	75-87	H
2-23-74	L	61-94	A
1-22-75	L	70-85	A
2-22-75	W	65-62	H
1-10-76	L	82-85	H
2-21-76	L	71-73	A
3-6-76	ACC W	67-62	N7
1-8-77	L	67-91	A
2-20-77	L	64-66	H
3-5-77	ACC L	69-75	N5
1-7-78	L	61-76	H
2-18-78	L	54-71	A
1-6-79	L-2ot	74-86	A

2-17-79	L	57-66	H
1-5-80	W	88-82	H
2-16-80	L	51-68	A
1-10-81	W	63-57	H
2-3-81	W-ot	80-79	A
3-28-81	NCAA L	65-78	N8
1-9-82	L	60-65	A
2-3-82	W	74-58	H
3-7-82	ACC L	45-47	N5
1-15-83	L	95-101	H
2-10-83	L	63-64	A
1-18-84	L	66-69	A
2-9-84	L	72-85	H
1-12-85	L	61-65	H
2-7-85	L	73-82	A
1-30-86	W	86-73	H
2-26-86	L	79-85	A
1-14-87	L	80-95	H
2-8-87	L-ot	73-74	A
3-7-87	ACC L-2ot	82-84	N7
1-16-88	L	62-87	A
2-14-88	L	58-64	H
1-15-89	W	106-83	H
2-12-89	L	67-85	A
1-13-90	L	70-92	A
2-14-90	W	81-80	H
3-9-90	ACC W-ot	92-85	N6
1-12-91	L-2ot	86-89	H
2-9-91	L	58-77	A
3-9-91	ACC L	71-76	N6
1-25-92	L	56-77	A
2-19-92	W	86-73	H
1-20-93	L	58-80	A
2-21-93	L	58-78	H
3-13-93	ACC L	56-74	N6
1-19-94	W	81-77	H
2-19-94	L	56-69	A
3-13-94	ACC L	66-73	N6
1-18-95	L	76-79	A
2-19-95	W	73-71	H
1-17-96	L	53-67	H
2-17-96	L	66-71	A
1-11-97	W	75-63	H
2-8-97	L	57-81	A
3-7-97	ACC L	68-78	N5
1-10-98	L	73-81	A
2-11-98	L	45-60	H
1-21-99	L	47-71	A
2-20-99	L	66-67	H
1-18-00	W	87-85	H
2-20-00	W	90-76	A
1-24-01	L	81-88	A
2-25-01	W	86-66	H
1-12-02	W	71-67	A
2-12-02	W	73-63	H
1-11-03	W	79-72	H
2-12-03	L	67-81	A
1-24-04	L	77-96	A
2-24-04	W	74-72	H
1-29-05	L	76-110	H
2-16-05	L	61-85	A
1-19-06	W	72-68	H
3-1-06	L	54-99	A
3-10-06	ACC L	67-79	N5
1-10-07	L	69-79	A
2-12-08	L	74-75	H
1-15-09	L	61-83	H
2-7-09	L	61-76	A
1-31-10	W	75-60	A
1-8-11	L	56-62	H
2-11-12	L	52-70	A
2-25-12	L	51-54	H
1-6-13	W	61-52	H

2-16-13	L	81-93	A
1-20-14	W	76-61	H
2-2-15	W	75-64	A
3-13-15	L	67-71	N5
2-27-16	W	79-74	H
3-12-16	ACC L	57-61	N9
2-18-17	L	41-65	A
2-27-17	W	53-43	H
1-6-18	W	61-49	H
3-10-18	ACC W	71-63	N10
2-11-19	W	69-61	A

N1-Raleigh, N.C.; N2-Lynchburg, Va.; N3-Atlanta, Ga.;
N4-Danville, Va.; N5-Greensboro, N.C.; N6-Charlotte, N.C.;
N7-Landover, Md.; N8-Philadelphia, Pa.; N9-Washington, D.C.;
N10-Brooklyn, N.Y.

UNC ASHEVILLE

Overall:	1-0		
Home:	1-0 (1-0 JPJ)		
11-22-06	W	81-64	H

UNC GREENSBORO

Overall:	2-0		
Home:	1-0 (1-0 JPJ)		
Away:	1-0 (1-0 Coliseum)		
11-11-16	W	76-51	A
11-10-17	W	60-48	H

UNC WILMINGTON

Overall:	4-0		
Home:	3-0 (1-0 JPJ)		
12-17-84	W	87-42	H
12-3-87	W	87-51	H
1-18-10	W	69-67	H
3-16-17	NCAA W	76-71	N1

N1-Orlando, Fla.

NO. CAROLINA A&T

<hr/>			
Overall:	1-0		
Home:	1-0		
11-30-94	W	94-50	H

NC STATE

Overall:	67-82		
Home:	39-23 (8-0 JPJ)		
Road:	24-41 (8-7 PNC)		
1-27-13	W	53-10	H
2-20-25	W	21-20	A
1-24-27	L	9-13	H
2-11-28	L	23-33	H
1-28-29	L	27-41	A
1-31-30	L-ot	31-36	H
2-3-32	W	20-17	H
2-2-33	L	27-31	H
1-22-34	L-ot	31-35	A
1-14-36	L	28-40	A
1-27-37	L	17-40	A
1946	W	53-29	H
2-1-55	L	91-98	A
2-8-55	L	97-114	H
1-31-56	L	54-99	A
2-7-56	L	76-77	H
1-29-57	L	63-80	N1
2-5-57	L	60-87	A
1-1-58	L	70-84	A
2-4-58	L	58-61	N1
1-6-59	L	68-73	A
2-3-59	L	70-87	H
3-6-59	^{ACC} L	63-66	N2
1-5-60	W	53-48	H
2-2-60	L	53-87	A
1-3-61	L	71-94	N1
1-31-61	L	58-91	N3

1-30-62	L	72-99	A
2-7-62	L	68-88	H
1-9-63	W	78-69	H
2-2-63	W	84-75	A
1-8-64	W	66-53	H
2-1-64	W	50-48	N3
1-6-65	L	67-73	H
1-30-65	L	69-92	A
3-4-65	ACC L	69-106	N2
12-14-65	L	87-98	H
1-8-66	L	69-86	A
3-3-66	ACC L	77-86	N2
1-30-67	W	83-70	A
2-11-67	L	59-70	H
1-29-68	L	77-79	H
2-10-68	L	63-91	A
1-3-69	L	80-95	N3
2-8-69	L	62-66	A
1-3-70	L	60-71	N3
2-7-70	L	66-71	H
3-6-70	ACC L	66-67	N4
2-6-71	W	79-53	W
2-22-71	L	77-97	A
1-8-72	W	84-73	A
2-5-72	W	69-68	H
1-6-73	L	61-68	H
2-3-73	L	59-64	A
3-9-73	ACC L	51-63	N3
1-17-74	L	70-90	H
2-2-74	L	93-105	A
3-8-74	ACC L	66-87	N3
12-7-74	L	72-101	A
12-12-75	L	46-59	H
3-6-75	ACC L	85-91	N3
1-16-76	L	71-78	A
1-31-76	L	73-75	H
3-4-76	ACC W	75-63	N5
1-15-77	L	66-80	H
1-29-77	L	57-73	A
1-14-78	W	74-68	A
1-28-78	W-ot	81-73	H
1-13-79	W	67-62	H
2-27-79	L	67-87	A
3-1-79	ACC L	78-82	N3
1-12-80	L	56-64	A
1-26-80	W	49-47	H
1-7-81	W	63-55	H
2-11-81	W	51-46	A
2-10-82	W	39-36	A
2-20-82	W	45-40	H
1-12-83	W	88-80	A
2-27-83	W	86-75	H
3-13-83	ACC L	78-81	N6
3-26-83	NCAA L	62-63	N7
1-11-84	W	57-54	H
2-25-84	W	74-63	A
1-8-85	L	45-51	A
2-24-85	L	55-57	H
1-25-86	L	53-55	A
2-19-86	W	69-60	H
3-7-86	ACC W	64-62	N3
1-28-87	W	61-60	H
2-22-87	W	72-65	A
2-3-88	L	69-75	A
2-27-88	L	63-64	H
2-1-89	W	91-71	H
2-26-89	W	76-75	A
1-31-90	L	58-84	A
2-25-90	W	77-71	H
1-29-91	W	104-72	H
2-23-91	L	76-83	A
2-1-92	W	80-69	A
3-3-92	W	74-68	H

1-9-93	W	73-56	A
2-11-93	W	75-66	H
1-9-94	W	79-58	H
2-9-94	L	54-67	A
1-7-95	W	76-65	A
2-8-95	W	65-55	H
1-6-96	W	73-69	H
2-8-96	W-2ot	84-82	A
1-28-97	W	56-50	H
2-19-97	W	55-46	A
1-18-98	W	59-56	H
2-18-98	L	55-74	A
1-14-99	L	72-82	A
2-14-99	W-ot	82-79	H
1-12-00	L	62-65	A
2-12-00	W	88-82	H
3-10-00	ACC L	65-76	N4
1-6-01	W	88-81	H
2-7-01	L	80-90	A
1-5-02	L	74-81	H
2-6-02	L	68-85	A
3-8-02	ACC L	72-92	N4
1-5-03	L	63-75	A
2-9-03	W	61-58	H
12-28-03	L	69-86	A
2-7-04	L	63-79	H
2-5-05	W	64-62	A
3-2-05	L	72-82	H
2-1-06	L	64-66	A
12-3-06	W	67-62	H
1-24-07	W	71-58	A
3-9-07	ACC L	71-79	N8
2-24-08	W	78-60	H
2-21-09	L	67-72	A
1-9-10	W	70-62	A
2-3-10	W	59-47	H
3-1-11	W	69-58	H
1-28-12	W	61-60	A
3-9-12	ACC L	64-67	N6
1-29-13	W	58-55	H
3-15-13	ACC L	56-75	N3
1-11-14	W	76-45	A
1-7-15	W	61-51	H
2-11-15	W	51-47	A
2-15-16	W	73-53	H
2-25-17	W	70-55	A
1-14-18	W	68-51	H
1-29-19	W-ot	66-65	A
3-14-19	ACC W	76-56	N4

ALL-TIME VS. OPPONENTS

**NORTHWESTERN****Overall:** 3-0**Home:** 2-0 (1-0 JPIJ)**Road:** 1-0 (1-0 Welsh-Ryan)

12-1-04	W	48-44	A
11-30-05	W	72-57	H
11-27-07	W	94-52	H

NOTRE DAME**Overall:** 13-2**Home:** 5-0 (4-0 JPIJ)**Road:** 5-0 (5-0 Joyce)

2-22-81	L	56-57	N1
1-6-82	W	87-54	N2
3-16-90	NCAA	W	75-67 N3
1-26-91	W	68-67	A
1-18-92	W	84-56	H
4-1-92	NIT	W-ot	81-76 N4
1-28-14	W	68-53	A
2-22-14	W	70-49	H
1-10-15	W	62-56	A
1-2-16	W	77-66	H
1-24-17	W	71-54	A
3-9-17	ACC	L	58-71 N5
3-3-18	W	62-57	H
1-26-19	W	82-55	A
2-16-19	W	60-54	H

N1-Chicago, Ill.; N2-Landover, Md.; N3-Richmond, Va.;
N4-New York, N.Y.; N5-Brooklyn, N.Y.

OHIO**Overall:** 1-2**Home:** 1-1**Road:** 0-1

11-18-94	L	83-94	H
12-6-00	W	90-71	H
2-26-03	L	72-78	A

OAKLAND**Overall:** 1-0**Home:** 1-0 (1-0 JPIJ)

12-30-15	W	71-58	H
----------	---	-------	---

OHIO STATE**Overall:** 3-3**Home:** 2-1 (1-0 JPIJ)**Road:** 1-2 (1-0 Value City)

2-6-32	L	26-30	H
12-5-62	L	46-70	A
1-27-80	L	65-70	A
1-25-81	W	89-73	H
12-1-15	W	64-58	A
11-30-16	W	63-61	H

OKLAHOMA**Overall:** 3-1

12-23-87	L	61-109	N1
3-23-89	NCAA	W	86-80 N2
11-23-10	W	75-56	N3
3-24-19	NCAA	W	63-51 N4

N1-Honolulu, Hawaii; N2-Lexington, Ky.;
N3-Lahaina, Maui, Hawaii; N4-Columbia, S.C.

OLD DOMINION**Overall:** 9-5**Home:** 4-2 (1-0 JPIJ)**Road:** 1-1 (0-0 Constant)

2-12-77	L	63-71	H
12-3-77	W	86-67	A
12-2-78	L	61-65	H
12-29-79	W	79-58	N1
12-30-82	W	75-59	N1

12-20-85	W	68-61	N1
12-18-87	L	72-74	N1
12-28-91	W	83-67	N1
12-9-92	W	90-68	H
12-11-93	L	69-76	A
11-16-94	W	83-80	H
2-5-96	W	87-49	H
3-24-08	CB	W	80-76 H
12-22-12	L	61-63	N1

N1-Richmond, Va.

ORAL ROBERTS**Overall:** 1-0**Home:** 1-0 (1-0 JPIA)

11-21-09	W	76-55	H
----------	---	-------	---

OREGON**Overall:** 3-0**Home:** 1-0 (1-0 JPIJ)**Road:** 1-0

12-17-10	W	63-48	H
12-18-11	W	67-54	A
3-28-19	NCAA	W	53-49 N1

N1-Louisville, Ky.

PENN STATE**Overall:** 5-3**Home:** 3-1 (0-1 JPIJ)**Road:** 1-2

2-16-72	L	74-86	A
2-17-73	W	85-74	H
12-5-73	L	68-93	A
1-15-75	W	73-50	H
12-9-75	W	79-66	A
1-16-78	W	83-56	H
12-27-84	W	66-54	N1
11-30-09	L	66-69	H

N1-New Orleans, La.

PENNSYLVANIA**Overall:** 8-5**Home:** 4-1 (0-0 JPIJ)**Road:** 3-4 (3-4 Palestra)

1-6-11	L	11-32	H
2-27-54	L	62-71	A
12-28-57	W	88-64	N1
12-9-69	L	53-84	A
12-7-76	L	64-68	A
12-7-77	W	70-63	H
11-29-78	L	78-80	A
1-16-80	W	69-39	H
1-15-85	W	60-50	A
1-14-86	W	81-52	H
11-29-91	W	87-58	H
12-1-92	W	74-68	A
11-23-07	W	100-85	A

N1-Richmond, Va.

PITTSBURGH**Overall:** 15-4**Home:** 6-1 (2-0 JPIJ)**Road:** 6-3 (3-1 Petersen)

12-27-51	L	49-72	A
2-18-67	W	82-70	A
2-17-68	W	92-60	H
2-23-72	W	84-74	H
2-21-73	W	79-66	A
1-2-74	L	70-81	H
2-15-75	L-ot	70-71	A
1-21-76	W	75-68	H
12-4-76	W	62-61	A
12-3-91	W	84-80	N1
2-2-14	W	48-45	A

3-15-14	ACC	W	51-48 N2
2-16-15	W	61-49	H
2-6-16	W	64-50	A
1-4-17	L-ot	76-88	A
3-4-17	W	67-42	H
3-8-17	ACC	W	75-63 N3
2-24-18	W	66-37	A
3-2-18	W	81-51	H

N1-Richmond, Va.; N2-Greensboro, N.C.; N3-Brooklyn, N.Y.

PRINCETON**Overall:** 0-2**Home:** 0-1**Road:** 0-1

12-12-72	L	65-69	A
2-25-75	L	50-55	H

PROVIDENCE**Overall:** 4-3**Home:** 0-1**Road:** 0-1

12-28-78	W	106-68	N1
11-23-84	L-ot	71-75	N2
3-16-89	NCAA	W	100-97 N3
11-26-99	W	80-64	N4
1-3-04	L	69-84	H
2-2-05	L	79-98	A
11-26-16	W	63-52	N5

N1-New Orleans, La.; N2-Kona, Hawaii; N3-Nashville,
Tenn.; N4-Bayamon, Puerto Rico; N5-Niceville, Fla.

PURDUE**Overall:** 2-1**Home:** 1-0**Road:** 0-1

11-29-00	W	98-79	H
11-29-06	L	59-61	A
3-30-19	NCAA	W-ot	80-75 N1

N1-Louisville, Ky.

RADFORD**Overall:** 6-0**Home:** 6-0 (2-0 JPIJ)

1-6-88	W	65-56	H
2-4-91	W	87-54	H
12-29-92	W	82-63	H
12-28-96	W	95-47	H
11-21-09	W	68-66	H
12-7-10	W	54-44	H

RHODE ISLAND**Overall:** 2-1**Home:** 1-1

12-19-59	W	86-83	H
11-28-87	L	73-76	H
11-24-17	W	70-55	N1

N1-Brooklyn, N.Y.

RICE**Overall:** 2-0**Home:** 1-0**Road:** 1-0

12-4-93	W	59-51	H
12-10-94	W	67-50	A

RICHMOND**Overall:** 52-36**Home:** 31-15 (1-0 JPIJ)**Road:** 14-19

1-20-15	W	39-13	H
1-19-16	W	58-23	H
1-24-17	W	31-20	H

1-25-18	W	64-34	H
1-20-20	W	55-13	H
2-26-20	W	46-17	A
1-29-21	W	33-15	H
2-24-21	W	35-30	A
1-23-22	W	28-21	H
1-29-23	W	32-21	H
1-31-24	W	23-13	H
1-20-25	W	34-24	H
1-21-26	W	55-29	H
1-14-27	L	17-22	H
2-1-28	W	38-30	H
1-22-30	W	36-35	H
2-23-31	W	28-18	H
12-22-35	L	16-25	H
1-7-35	L	28-50	H
2-8-36	W	25-53	H
2-17-36	L	32-37	A
2-8-37	W	38-25	A
2-12-38	W	27-35	H
2-28-38	L	27-41	A
1-16-39	W	45-28	H
2-6-39	L	30-32	A
2-16-40	L	21-27	A
2-26-40	W	36-20	H
1-13-41	W	37-18	A
1-28-41	W	37-22	H
1-10-42	L	17-25	H
2-5-42	W	36-24	A
1-14-43	L	48-50	A
2-9-43	L	33-41	H
1-13-44	L	31-43	H
2-8-44	L	38-46	A
1-6-45	W	30-24	H
1-16-46	W	49-47	H
2-4-46	L	39-50	A
1-17-47	L	40-44	A
2-25-47	W-2ot	55-54	H
1-31-48	W	62-54	H
2-7-48	W	70-57	A
1-13-49	W	68-61	H
2-12-49	L	58-59	A
1-14-50	L	62-76	A
2-8-50	W	70-46	H
2-8-51	L	67-68	H
2-17-51	W	68-49	A
1-11-52	W	75-64	H
2-9-52	W	79-47	A
2-7-53	L	85-93	A
2-24-53	L	81-88	H
1-7-54	L	69-78	H
2-5-54	L	84-107	A
2-19-55	L	88-92	A
12-10-55	L	72-74	A
12-8-56	L	59-65	A
1-8-57	L	50-56	H
12-7-57	L	51-64	H
12-6-58	L	66-72	A
12-5-59	W	85-67	H
12-10-60	L	68-80	A
12-4-61	W	74-55	H
12-8-62	W	59-50	A
12-7-63	W	91-71	H
12-12-64	L	66-72	A
12-11-65	L	69-89	H
12-8-66	W	89-84	A
1-3-68	L	97-102	H
12-5-68	W	113-92	A
12-20-68	W	90-77	N1
12-19-69	W	87-76	N2
12-21-71	W	93-58	N3
2-10-78	W	68-42	N4
12-29-81	W	74-43	N4

12-29-82	W	102-85	N4
12-1-84	W	57-52	H
12-21-85	L	46-58	N4
12-21-89	W	69-57	N4
12-29-91	L	74-80	N4
12-9-95	W	67-52	A
1-30-97	W	83-66	H
11-16-97	L-2ot	79-83	A
12-21-99	W	69-65	A
11-28-04	W	85-58	H
11-22-05	W	59-43	A
3-18-08	CB	W	66-64 H

N1-Salem, Va.; N2-Hampton, Va.; N3-Roanoke, Va.;
N4-Richmond, Va.

RIDER**Overall:** 1-0**Home:** 1-0

11-19-09	W	79-46	H
----------	---	-------	---

ROBERT MORRIS



ALL-TIME VS. OPPONENTS

SAINT LOUIS

Overall:	0-1
Road:	0-1
12-29-72	L 74-75 A

SAMFORD

Overall:	1-0
Home:	1-0
11-28-89	W 87-61 H

SAN DIEGO STATE

Overall:	1-0
Road:	1-0
12-30-83	W 81-65 A

SAN JOSE STATE

Overall:	0-1
12-21-79	L 79-83 N1

N1- Santa Clara, Calif.

SAVANNAH STATE

Overall:	1-0
Home:	1-0 (1-0 JPJ)
12-19-17	W 78-47 H

SEATTLE

Overall:	2-1
Home:	1-1 (0-1 JPJ)
Road:	1-0 (1-0 Key Arena)
12-22-10	L 53-59 H
12-21-11	W 83-77 A
11-17-12	W 83-43 H

SETON HALL

Overall:	0-3
3-4-71	L 71-73 N1
12-28-88	L 67-84 N2
11-24-07	L 60-74 N3

N1- New York, N.Y.; N2- New Orleans, La.; N3- Philadelphia, Pa.

SIENA

Overall:	1-0
11-23-90	W 80-77 N1

N1- Anchorage, Alaska

SOUTH CAROLINA

Overall:	26-24
Home:	16-8
Road:	7-13 (1-0 Colonial Life)
1-17-21	W 44-9 H
2-18-25	W 36-14 H
2-26-25	SoCon W 31-25 N1
2-11-27	L 23-25 H
2-12-27	L 32-34 N2
1-20-28	W 33-28 A
1-21-28	W 38-29 A
2-18-28	W 36-27 H
1-5-35	W 33-26 H
1-16-37	W 38-19 H
12-18-54	W 92-82 A
1-3-55	W 89-69 H
12-17-55	L 69-70 A
1-2-56	W 84-83 H
1-15-57	W 76-73 H
2-15-57	L 79-97 A
1-4-58	W 74-68 A
2-28-58	W 77-70 H
1-10-59	L 64-69 A
2-28-59	W 81-70 H
1-9-60	L 70-74 H
2-5-60	L 77-78 A
1-9-61	W 94-91 H
2-4-61	W 90-82 A

12-8-61	L 63-71 A
1-8-62	W 98-95 H
1-7-63	L 64-68 H
2-9-63	L 59-66 A
1-4-64	L 62-70 H
2-28-64	L 82-96 A
1-8-65	L 60-64 A
2-26-65	W 70-59 H
1-29-66	L 64-82 A
2-26-66	L 57-59 H
1-11-67	L 67-81 H
2-25-67	W 71-68 A
12-11-67	W 84-82 H
1-13-68	L 68-94 A
3-7-68	ACC L 78-101 N3
12-14-68	W 86-70 H
2-22-69	L 70-86 A
12-13-69	L 51-62 H
1-12-70	L 42-63 A
1-11-71	W 50-49 H
1-30-71	L 70-92 A
11-24-90	W 65-59 N4
11-25-96	W 93-70 N5
11-25-99	L 71-73 N6
3-13-02	NIT L 67-74 H
12-19-18	W 69-52 A

N1-Atlanta, Ga.; N2- Lynchburg, Va.; N3- Charlotte, N.C.; N4- Anchorage, Alaska; N5- Lahaina, Maui, Hawaii; N6- Bayaman, Puerto Rico

USC UPSTATE

Overall:	1-0
Home:	1-0 (1-0 JPJ)
11-15-10	W 74-54 H

SOUTH FLORIDA

Overall:	1-1
Home:	1-0 (1-0 JPJ)
Road:	0-1
11-19-08	W 77-75 H
11-16-09	L 49-66 A

SOUTH CAROLINA ST.

Overall:	2-0
Home:	2-0 (2-0 JPJ)
11-13-11	W 75-38 H
11-18-14	W 75-55 H

SOUTHERN ILLINOIS

Overall:	1-0
Home:	1-0
12-6-86	W 94-82 H

SMU

Overall:	1-0
11-29-13	W 76-73 N1

N1- Corpus Christi, Tex.

STANFORD

Overall:	1-7
Home:	1-2 (0-1 JPJ)
Road:	0-4
12-21-91	L 60-74 A
12-5-92	W 72-48 H
12-22-93	L 72-84 A
12-22-94	L 60-64 H
3-14-06	NIT L 49-65 A
1-7-07	L 75-76 H
11-24-09	L 52-57 N1
11-18-10	L 60-81 A

N1- Cancun, Mexico

STETSON

Overall:	1-1
Home:	1-0
Road:	0-1
1-5-74	L 76-78 A
3-1-75	W 60-58 H

SYRACUSE

Overall:	7-5
Home:	3-1 (3-1 JPJ)
Road:	3-2 (3-2 Carrier Dome)
3-22-84	NCAA W 63-55 N1
3-18-90	NCAA L 61-63 N2
12-5-07	L 68-70 H
11-28-08	L 70-73 A
3-1-14	W 75-56 H
3-2-15	W 59-47 A
1-24-16	W 73-65 H
3-27-16	NCAA L 62-68 N3
2-4-17	L 62-66 A
1-9-18	W 68-61 H
2-3-18	W 59-44 A
3-4-19	W 79-53 A

N1-Atlanta, Ga.; N2-Richmond, Va.; N3-Chicago, Ill.

TCU

Overall:	0-1
11-18-11	L 55-57 N1

N1- St. Thomas, USVI

TEMPLE

Overall:	3-2
Home:	1-1
Road:	1-1
2-3-65	W 59-84 A
12-29-77	L 66-55 N1
1-29-79	L 73-71 H
12-5-79	W 58-52 A
11-21-86	L 75-79 H

N1- New Orleans, La.

TENNESSEE

Overall:	8-5
Home:	5-1 (1-0 JPJ)
Road:	0-3 (0-1 Thompson-Boling)
2-22-17	L 21-24 H
2-22-18	W 58-21 H
2-2-22	W 31-20 H
1-4-41	W 41-30 H
12-27-58	L 59-79 A
3-19-81	NCAA W 62-48 N1
3-14-82	NCAA W 54-51 N2
3-23-85	NIT L 54-61 A
3-23-92	NIT W 77-52 H
12-19-00	W 107-89 N3
3-18-07	NCAA L 74-77 N4
12-5-12	W 46-38 H
12-30-13	L 52-87 A

N1-Atlanta, Ga.; N2-Indianapolis, Ind.; N3- East Rutherford, N.J.; N4-Columbus, Ohio

TENNESSEE-MARTIN

Overall:	1-0
Home:	1-0
11-24-95	W 84-65 H

TENNESSEE STATE

Overall:	1-0
Home:	1-0 (1-0 JPJ)
11-25-14	W 79-36 H

TEXAS A&M

Overall:	0-1
12-29-62	L 59-60 N1

N1- Jonesboro, Ark.

TEXAS-PAN AMERICAN

Overall:	1-0
Home:	1-0 (1-0 JPJ)
1-5-10	W 72-53 H

TEXAS TECH

Overall:	1-0
4-8-19	NCAA W-ot 85-77 N1

N1- Minneapolis, Minn.

TOWSON

Overall:	6-0
Home:	6-0 (2-0 JPJ)
11-30-85	Wot 68-55 H
12-3-88	W 87-79 H
2-25-91	W 72-49 H
12-3-94	W 94-66 H
12-30-11	W 57-50 H
11-6-18	W 73-42 H

TULANE

Overall:	3-0
Home:	1-0
Road:	1-0
2-26-26	SoCon W 29-25 N1
1-27-77	W 74-70 A
2-22-78	W 91-70 H

N1- Atlanta, Ga.

UAB

Overall:	1-1
Home:	1-0
3-18-82	NCAA L 66-68 N1
12-30-09	W 72-63 H

N1- Birmingham, Ala.

UC IRVINE

Overall:	1-0
Home:	1-0
12-21-88	W 99-89 H

UCLA

Overall:	0-1
11-26-90	L 74-89 N1

N1- Anchorage, Alaska

UNLV

Overall:	3-1
Home:	1-0
Road:	1-1
12-29-73	L 72-77 A
3-17-80	NIT W 90-71 N1
1-3-94	W 59-39 A
2-12-95	W 75-65 H

N1- New York, N.Y.

USC

Overall:	1-0
12-30-77	W 85-82 N1

N1- New Orleans, La.

UTAH

Overall:	1-1
12-18-82	W 80-57 N1
12-20-06	L 70-94 N2

N1- Tokyo, Japan; N2- Guaynabo, Puerto Rico

VANDERBILT

Overall:	2-5
Home:	1-1
Road:	0-4 (0-4 Memorial)
12-6-52	L 83-90 A
12-29-59	L 64-75 A
12-3-89	L 64-68 A
12-8-91	W 70-56 H
12-6-94	L 65-70 A
12-5-95	L 48-61 H
11-23-17	W 68-42 N1

N1- Brooklyn, N.Y.

VCU

Overall:	13-2
Home:	6-1 (1-1 JPJ)
Road:	3-0 (2-0 Siegel)
12-29-76	W 65-58 N1
11-25-78	W 81-60 H
12-28-79	W 89-72 N1
11-29-80	W 77-62 H
11-27-82	W 69-63 H
12-1-85	W-ot 79-75 H
12-19-87	L 66-75 N1
12-20-90	W 63-46 N1
12-21-95	W 80-65 H
12-13-97	W 73-67 N1
11-13-98	W 86-70 A
11-12-13	L 56-59 H
12-6-14	W 74-57 A
11-17-17	W 76-67 A
12-9-18	W 57-49 H

N1-Richmond, Coliseum (Times-Dispatch Tournament)

VERMONT

Overall:	1-0
Home:	1-0 (1-0 JPJ)
11-11-07	W 90-72 H

VILLANOVA

Overall:	5-3
Home:	2-0
Road:	1-3 (1-0 The Pavilion)
3-15-81	NCAA W 54-50 N1
1-17-87	W 88-59 H
1-2-88	L 54-63 A
12-7-89	W 73-65 N2
3-18-92	NIT W 83-80 A
3-20-04	NIT L 63-73 A
12-19-15	W 86-75 H
1-29-17	L 59-61 A

N1-Charlotte, N.C.; N2- East Rutherford, N.J.

ALL-TIME VS. OPPONENTS



2019-20 UVA MEN'S BASKETBALL

VIRGINIA TECH

Overall: 93-56

Home: 39-13 (9-4 JPI)

Road: 22-30 (9-16 Cassell)

2-20-15	W	39-21	H
2-9-16	W	30-14	H
1922	W-ot	26-22	N1
2-22-23	L	18-22	N2
2-2-24	W	32-16	N1
1-31-25	W	43-32	H
1-26-26	W	34-19	A
1-22-27	W	34-25	H
2-21-27	W	27-14	A
2-2-28	W	35-26	H
2-9-28	W	38-12	A
1-23-29	L	25-26	A
2-5-29	W	34-25	H
1-24-30	W	28-21	H
1-27-30	L	31-36	A
1-17-31	L	21-28	A
1-30-31	W	35-25	H
1-25-32	W	35-24	A
1-29-32	W	26-22	H
1-27-33	W	36-30	N2
1-23-35	W	29-24	A
2-18-35	W	54-31	H
2-14-36	W	30-26	N2
2-11-37	L	28-29	N2
2-19-37	W	40-22	N1
2-1-38	W	43-38	H
2-7-38	L	32-35	A
1-30-39	W	45-16	H
2-20-39	W	39-25	A
1-29-40	W	34-25	N1
2-21-40	W	42-27	H
1-21-41	W	49-35	N2
2-15-41	W	40-39	A
1-23-42	L	25-42	N1
2-14-42	W	58-36	H
1943	L	46-62	N2
1944	W	63-55	A
1-20-45	W	44-34	A
1946	W	57-29	H
1947	W	58-52	A
1-16-48	L	49-54	H
2-21-48	L	43-57	A
1-31-49	L	50-52	A
2-10-49	L	64-66	H
1-16-50	L	50-64	H
2-18-50	L	64-78	A
1-6-51	L	59-60	H
2-10-51	L	62-93	A
1-26-52	L	62-90	A
2-21-52	W	74-59	H
1-21-53	W	108-95	H
2-17-53	W-ot	87-85	A
12-30-53	W	97-81	N3
1-12-54	W	95-73	A
2-22-54	W	78-69	H
2-18-55	W	107-59	H
2-25-55	L	72-78	A
12-29-55	W	103-84	N4
1-7-56	W	71-66	H
2-4-56	L	64-74	A
2-2-57	L	56-70	A
1-7-58	W	80-66	H
12-4-58	L	73-85	A
12-12-59	L	72-80	H
2-18-61	L	70-105	A
1-20-62	L	59-92	H
1-4-63	L	63-71	A
1-26-63	L	73-75	H
1-2-64	L	60-62	A

1-25-64	L	62-78	H
1-4-65	L	56-73	A
2-2-66	W	79-65	H
3-2-67	L	60-76	A
1-6-68	L	82-84	H
12-21-68	L	74-85	N5
2-11-69	L	64-68	A
1-7-70	W	81-71	H
12-3-70	W	68-59	N6
1-6-71	L	74-93	A
2-7-72	W	107-85	H
2-28-73	L	83-87	A
2-27-74	W	84-70	H
1-11-75	L	73-74	A
1-14-76	L	69-91	N4
2-25-76	W-2ot	79-75	H
12-30-76	L	60-65	N4
1-12-77	W	55-50	N6
2-23-77	L	61-71	N1
1-18-78	W	66-62	N1
2-11-78	W	76-68	N4
1-17-79	W	93-78	N4
2-10-79	W	78-72	N1
1-14-80	W	65-58	N4
1-3-81	W	64-51	N1
2-6-82	W	80-66	N1
1-19-83	W	74-64	N4
1-4-84	W	74-64	N1
2-15-84	L	54-56	N4
1-2-85	W	67-59	N7
12-10-85	L	66-84	N1
2-11-87	W	91-73	N4
1-27-88	L	64-66	N1
1-25-89	W-ot	113-106	N4
1-24-90	W	77-59	N1
1-23-91	W	86-61	N4
2-5-92	W-ot	61-57	N1
1-30-93	L	53-59	N4
3-3-94	W	70-61	N1
2-28-95	W	63-62	N4
12-28-95	L	64-72	N1
2-25-97	W	58-57	N4
1-12-98	W	69-55	N1
1-27-99	W	64-55	N4
1-24-00	W-ot	71-66	N4
11-24-00	W	64-48	A
12-1-01	W	69-61	H
1-21-03	L	55-73	A
11-28-03	W	80-65	H
1-27-05	L	73-79	A
2-12-05	W	65-60	H
1-15-06	W	54-49	A
2-11-06	W-ot	81-77	H
3-9-06	^{ACC} W	60-56	N8
2-10-07	L	57-84	A
3-1-07	W	69-56	H
1-16-08	L-ot	69-70	H
2-2-08	L-ot	65-72	A
1-10-09	L	75-78	A
2-18-09	W	75-61	H
1-28-10	L-ot	71-76	H
2-13-10	L	55-61	A
12-5-10	W	57-54	A
2-19-11	W	61-54	H
1-22-12	L	45-47	H
2-21-12	W	61-59	A
1-24-13	W	74-58	A
2-12-13	W	73-55	H
1-25-14	W	65-45	H
2-18-14	W	57-53	A
1-25-15	W	50-47	A
2-28-15	W	69-57	H
1-4-16	L	68-70	A

2-9-16	W	67-49	H
2-1-17	W	71-48	H
2-12-17	L-2ot	78-80	A
1-3-18	W	78-52	A
2-10-18	L-ot	60-61	H
1-15-19	W	81-59	H
2-18-19	W	64-58	A

*N1-Roanoke, Va.; N2-Lynchburg, Va.; N3-Alexandria, Va.;
N4-Richmond, Va.; N5-Salem, Va.; N6-Hampton, Va.;
N7-Norfolk, Va.; N8-Greensboro, N.C.*

VMI

Overall: 101-15

Home: 51-7 (1-0 JPI)

Road: 42-6 (5-0 Cameron)

1-16-09	W	22-12	A
2-24-09	W	24-18	H
1-28-10	W	21-17	A
3-1-10	W	56-21	H
2-11-11	W	35-8	A
2-3-12	W	17-16	A
1-30-13	W	39-15	H
2-20-14	W	51-14	N1
1-23-15	W	40-16	N1
1-29-16	W	39-26	H
2-10-17	L	19-30	A
2-2-18	W	84-43	H
2-13-18	W	25-24	A
2-21-19	L	25-33	H
3-1-19	W	33-25	A
1-31-20	L	13-44	N2
2-20-21	L	15-31	N3
2-4-22	W	25-23	A
2-18-22	W	34-17	H
2-3-23	W	20-8	N3
1-26-24	W	34-23	H
1-24-25	W	27-21	A
2-2-26	W-ot	29-25	A
2-13-26	L	17-25	H
1-26-27	W	17-9	H
2-7-27	W	27-20	A
2-7-28	W	35-19	H
2-10-28	W	28-18	A
1-26-29	W	21-9	H
2-16-29	W	37-23	A
1-25-30	L	28-34	A
2-19-30	W	34-24	H
1-23-31	W	28-21	A
2-11-31	W	25-22	H
1-13-32	W	27-23	A
2-13-32	W	29-13	H
1-18-33	L-ot	25-26	A
2-18-33	W	32-16	H
1-16-34	L	33-35	A
2-22-34	L-ot	25-28	H
1-18-35	W	33-27	A
2-13-35	W	29-20	H
2-1-36	W-ot	51-45	H
2-12-36	W	37-36	A
2-2-37	W	30-27	A
3-2-37	W	38-30	H
1-29-38	W	31-20	A
2-22-38	L	33-35	H
1-20-39	L	38-48	N2
2-21-39	W	50-27	N2
1-27-40	W	29-26	A
2-14-40	W	27-24	H
1-25-41	L	39-41	A
2-8-41	W	49-26	H
1-24-42	W	27-21	A
2-23-42	L	34-49	H
1-14-43	L	25-39	H
2-15-43	W	36-35	H
1-8-44	W	39-25	A

1-13-44	W	58-16	H
1-10-45	W	43-24	A
2-1-45	W	57-35	H
1-23-46	W	51-20	H
2-4-46	W	56-18	A
12-14-46	W	62-47	H
2-25-47	W	59-37	A
1-14-48	W	56-35	A
2-12-48	W	61-47	H
1-11-49	W	63-46	A
2-16-49	W	65-52	H
1-11-50	W	78-55	A
2-16-50	W	71-64	H
1-16-51	W	50-47	H
1-29-51	W	62-51	A
1-10-52	W	89-60	H
2-15-52	W	86-80	A
12-15-52	W	69-62	H
1-9-53	W	89-78	A
2-3-54	W	78-76	A
2-18-54	W	99-80	H
1-8-55	W	106-84	H
1-29-55	W	87-72	A
1-28-56	W	78-77	A
2-18-56	W	107-91	H
12-4-56	W	90-79	A
1-26-57	W	78-54	H
2-1-58	W	79-69	A
2-12-59	W	85-66	H
1-6-60	W	83-71	A
12-13-60	L	63-75	H
12-30-60	W	76-68	N4
12-9-64	L	75-95	A
2-19-66	W	79-65	H
12-7-67	W	84-79	A
12-10-69	W	65-44	H
12-1-70	W	81-52	N5
12-20-71	W	93-51	N3
12-6-72	W	85-67	H
1-3-76	W	74-63	N3
11-27-76	W	55-50	H
11-26-77	W	90-70	H
12-5-81	W	76-49	A
12-4-82	W	86-41	H
12-3-84	W	68-57	A
12-4-85	W	101-58	H
12-3-86	W	81-69	H
2-16-89	W	92-79	H
1-15-90	W	89-78	H
12-19-94	W	100-73	H
12-22-97	W	92-55	H
12-22-98	W	82-64	H
11-21-99	W	98-57	H
12-4-00	W	89-70	A
1-24-02	W	93-59	H
12-5-03	W	78-56	A
11-16-08	W	107-97	H

N1-Staunton, Va.; N2-Lynchburg, Va.; N3-Roanoke, Va.; N4-Charleston, W. Va.; N5-Hampton, Va.

WAGNER

Overall: 3-0

Home: 2-0

Road: 1-0

2-5-81	W	76-69	A
1-14-82	W	99-67	H
11-16-01	W	105-74	H

WAKE FOREST

Overall: 67-70

Home: 41-21 (6-2 JPI)

Road: 16-41 (6-18 Joel)

2-22-11	W	22-12	A
2-17-14	W	80-16	H

2-20-17	W	38-13	H
2-22-19	W-ot	33-29	H
2-26-19	W	40-32	A
2-16-21	W	35-13	H
12-11-54	L	90-100	H
2-2-55	L	90-96	A
12-12-55	L	69-82	H
2-2-56	L	67-84	A
12-11-56	L-ot	55-60	H
1-31-57	L	58-73	A
12-14-57	W	66-61	H
1-11-58	L	72-81	A
12-18-58	L	76-83	H
2-21-59	W-2ot	81-78	A
12-17-59	L	64-67	H
2-17-60	L	66-106	A
12-16-60	L	82-88	H
1-7-61	L	61-88	A
12-15-61	L	65-84	H
2-12-62	L	67-116	A



ALL-TIME VS. OPPONENTS

2-27-85	L	65-68	A
1-22-86	W	54-47	H
2-12-86	W	69-53	A2
1-24-87	W	78-63	H
2-25-87	W	59-45	A2
1-30-88	W	69-64	H
3-2-88	W-2ot	69-67	A
1-28-89	W	88-69	H
3-1-89	W	81-72	A2
1-28-90	W-ot	71-70	A
3-1-90	L	50-51	H
2-2-91	W	83-80	H
2-10-91	L	66-74	A
3-8-91	ACC	W 70-66	N3
1-8-92	W	58-53	H
2-15-92	L	60-69	A
1-27-93	L	73-75	H
2-27-93	L	56-58	A
3-12-93	ACC	W 61-57	N3
1-26-94	W	61-59	A
2-26-94	L	45-63	H
1-25-95	L	70-71	H
2-26-95	L	63-66	A
3-11-95	ACC	L 68-77	N2
1-24-96	L	64-81	A
2-24-96	W	67-49	H
3-8-96	ACC	L 60-70	N2
1-15-97	L	54-58	A
2-22-97	L	60-66	H
1-4-98	W-ot	73-64	N4
1-27-98	L	55-62	A
1-2-99	L	53-69	A
2-3-99	W	64-54	H
1-30-00	W	76-67	A
3-2-00	L	75-80	H
1-2-01	L	73-96	A
2-3-01	W	82-71	H
1-15-02	W	86-74	H
2-17-02	L	70-92	A
1-23-03	W	85-75	H
2-23-03	L	71-75	A
1-31-04	L	78-91	A
3-2-04	W	84-82	H
1-2-05	L	70-89	H
2-27-05	L	68-90	A
2-4-06	W	75-73	H
1-21-07	W	88-76	H
3-3-07	L	72-78	A
2-9-08	L	64-80	A
2-28-09	L	60-70	H
1-23-10	L	57-69	A
2-6-10	L-ot	61-64	H
1-29-11	L	71-76	A
2-8-12	W	68-44	H
1-9-13	L	52-55	A
1-8-14	W	74-51	H
2-14-15	W	61-60	H
2-25-15	W	70-34	A
1-26-16	W	72-71	A
1-8-17	W	79-62	H
1-21-18	W	59-49	A
1-22-19	W	68-43	H

N1-Raleigh, N.C.; N2-Greensboro, N.C.; N3-Charlotte, N.C.;
N4-Richmond, Va.; A2-Greensboro, N.C.

WASHINGTON

Overall: 1-1

12-29-83	W	65-61	N1
11-22-10	L	63-106	N2

N1- San Diego, Calif.; N2- Lahaina, Maui, Hawaii

WASHINGTON STATE

Overall: 2-0

3-19-83	NCAA	W	54-49	N1
11-22-98	W	62-53	N2	

N1- Boise, Idaho; N2- Fairbanks, Alaska

WEST VIRGINIA

Overall: 9-10

Home: 4-4 (0-1 JPJ)

Road: 2-4 (1-3 Coliseum)

1-17-16	W	38-21	H
2-5-17	W	26-25	H
2-5-23	L	14-17	H
2-12-28	L	36-45	H
2-1-50	L	46-65	A
2-21-53	L	84-110	H
12-13-58	W	75-72	N1
1-13-60	L	81-102	N1
12-17-60	L	85-104	N1
12-12-70	W-ot	94-91	A
2-9-72	W	89-88	N1
1-31-73	W	89-75	H
1-30-74	L	85-90	A
1-29-75	W	87-79	H
1-28-76	L	58-71	A
3-14-85	W	56-55	A
12-8-15	W	70-54	N2
12-3-17	L	57-66	H
12-5-17	L	61-68	A

N1- Charleston, W. Va.; N2-New York, N.Y.

WESTERN KENTUCKY

Overall: 1-1

Home: 1-2

Road: 0-4

1-5-05	W-2ot	80-79	H
1-2-06	L	68-78	A

WICHITA STATE

Overall: 0-1

11-24-10	L	58-70	N1
----------	---	-------	----

N1- Lahaina, Maui, Hawaii

WILLIAM & MARY

Overall: 55-26

Home: 39-9 (3-0 JPJ)

Road: 14-15 (7-1 Kaplan)

3-9-06	W	22-19	A
1-10-08	W	36-22	A
2-25-08	W	30-8	H
1-16-09	W	25-19	H
2-15-09	W	32-28	N1
1-8-10	W	36-16	H
1-22-21	W	46-15	H
1-19-22	W	35-20	H
1-20-23	W	35-19	H
2-4-24	W	32-20	H
1-16-30	L	17-32	H
1-28-31	W	36-34	H
1-6-32	W	33-32	H
1-10-33	W	45-35	H
1-9-34	W	42-27	H
1-10-35	W	25-21	H
2-11-35	L	31-45	N2
1-8-36	L	24-32	H
2-27-36	L	35-47	A
1-8-37	W	33-30	H
2-25-37	W	52-21	A
1-19-38	L	27-31	H
2-16-38	L	40-41	A
1-10-39	L	38-48	A
2-8-39	W	39-37	H
1-12-40	W	49-31	H

2-7-40	L	28-29	A
1-16-41	W	48-32	H
2-11-41	W	41-40	A
1-15-42	L	24-39	A
2-10-42	W	38-30	H
12-21-44	W	37-24	H
2-6-45	W	41-37	A
1-23-46	W	51-20	H
12-14-46	L	40-59	A
12-14-46	W	52-46	H
12-13-47	L	33-51	A
2-23-49	W	58-44	H
3-7-50	L	58-76	H
2-13-51	L	48-78	A
1-5-52	L	59-70	A
2-27-52	L	85-87	H
12-13-52	L	71-87	H
2-14-53	L	84-105	A
12-2-57	L	69-73	A
12-2-58	W	85-74	H
12-1-59	L	70-82	A
12-20-60	L	50-80	H
12-29-60	L	75-91	N3
12-12-61	L	63-71	A
12-11-62	L	69-71	H
2-8-64	W	56-54	A
12-1-64	W	72-58	H
12-1-65	L	82-93	A
12-1-66	W	80-65	H
12-20-69	W	92-72	N4
1-29-70	Wot	87-81	A
12-17-70	W	107-86	H
12-15-71	W	82-62	A
12-16-72	W	90-80	H
2-18-74	W	72-62	A
12-11-74	W	73-51	H
1-19-76	W	80-60	A
1-10-77	L	65-71	H
2-20-78	W	62-49	A
1-10-79	W	95-56	H
2-21-79	W	44-40	A
2-20-80	W	63-55	H
12-6-80	W	88-68	A
12-8-83	W	52-41	H
12-5-84	L	53-54	A
1-8-86	W	67-47	H
11-24-91	W	78-43	H
1-25-93	Wot	93-84	A
12-1-93	W	84-71	H
11-27-95	W	87-58	H
12-4-96	W	75-64	A
11-19-97	W	59-45	H
1-5-04	W	84-71	H
11-12-10	W	76-52	H
12-5-15	W	67-52	H
12-22-18	W	72-40	H

N1-Richmond, Va.; N2- Newport News, Va.;
N3- Charleston, W. Va.; N4- Hampton, Va.

WINTHROP

Overall: 3-0

Home: 3-0 (1-0 JPJ)

12-1-90	W	93-47	H
1-2-93	W	92-68	H
11-15-11	W	69-48	H

WISCONSIN

Overall: 4-2

Home: 1-1 (1-1 JPJ)

Road: 1-0 (1-0 Kohl Center)

12-27-74	W	86-78	N1
11-21-98	L	56-66	N2
11-28-12	W	60-54	A
12-4-13	L	38-48	H
11-27-17	W	49-37	H
11-23-18	W	53-46	N3

N1-Milwaukee, Wis.; N2-Fairbanks, Alaska;
N3-Nassau, Bahamas

WOFFORD

Overall: 2-0

Home: 2-0 (1-0 JPJ)

1-2-03	W	87-65	H
12-30-12	W	74-39	H

WYOMING

Overall: 0-1

3-12-87	NCAA	L	60-64	N1
---------	------	---	-------	----

N1- Salt Lake City, Utah

XAVIER

Overall: 1-2

Home: 0-1 (0-1 JPJ)

Road: 0-1

12-29-71	W	85-65	N1
1-3-08	L	70-108	A
1-3-09	L	70-84	H

N1- Charleston, S.C.

YALE

Overall: 3-1

Home: 2-0 (1-0 JPJ)

1-2-60	W	81-76	H
12-18-67	L	72-79	N1
12-23-75	W	72-62	N2
11-20-16	W	62-38	H

N1- Blacksburg, Va.; N2- Columbia, S.C.

YEAR-BY-YEAR RESULTS



Henry Lannigan
24 Seasons (1905-29)
254-95 (.727)

1905-06 (8-2)

COACH: Henry H. Lannigan

J18	Charlottesville YMCA	H	W	30	9
J26	Washington & Lee	H	W	22	6
J30	Staunton YMCA	H	W	35	13
J31	Charlottesville YMCA	H	W	26	12
F2	Baltimore YMCA	A	L	7	35
F3	Carroll Institute	N1	L	12	62
F23	Bridgewater	H	W	24	19
M6	Charlottesville YMCA	H	W	20	5
M9	William & Mary	A	W	22	19
M10	Richmond YMCA	A	W	18	9

1-Washington, D.C.

1906-07 (5-3)

COACH: Henry H. Lannigan

D4	Charlottesville YMCA	H	W	36	16
J19	Washington & Lee	A	W	19	15
J26	George Washington	H	W	18	17
F2	Staunton Military Acad.	A	W	16	13
F2	Staunton YMCA	A	L	25	45
F7	George Washington	A	L	23	26
F9	Georgetown	A	L	11	22
F15	Washington & Lee	H	W	27	18

1907-08 (5-5)

COACH: Henry H. Lannigan

J10	William & Mary	A	W	36	22
J17	Washington & Lee	H	L	21	23
J25	Staunton Military Acad.	A	L	16	22
J28	Charlottesville H.S.	H	W	45	22
F1	Georgetown	H	L	19	42
F7	George Washington	A	W	22	10
F8	Georgetown	A	L	12	64
F20	Washington & Lee	A	L	22	35
F25	William & Mary	H	W	30	8
F29	George Washington	H	W	36	10

1908-09 (6-3)

COACH: Henry H. Lannigan

J16	William & Mary	H	W	25	19
	Washington & Lee	A	L	14	28
	VMI	A	W	22	12
J30	Georgetown	H	L	24	35
F2	Washington & Lee	H	W	23	8
F15	William & Mary	N1	W	32	28
F16	Randolph-Macon	N1	W	35	14
F24	VMI	H	W	24	18
F27	Georgetown	H	L	25	45

1-Richmond, Va.

1909-10 (12-4)

COACH: Henry H. Lannigan

D5	Jefferson School	H	W	17	5
D27	Newport News YMCA	N1	L	12	24
D28	Hampton YMCA	N1	W	39	14
J8	William & Mary	H	W	36	16
J15	Randolph-Macon	H	W	45	15
J22	Hampden-Sydney	H	W	39	11
J28	VMI	A	W	21	17
J29	Washington & Lee	A	L	21	35
F2	Georgetown	A	L	20	32
F3	Baltimore Medical	A	W	21	3
F4	St. John's (Md.)	A	W	29	16
F5	Navy	A	L	6	55
F12	George Washington	H	W	48	16
F21	Washington & Lee	H	W	51	7
F26	Georgetown	H	W	27	26
M1	VMI	H	W	56	21

1-Norfolk, Va.

1910-11 (10-5)

COACH: Henry H. Lannigan

J6	Pennsylvania	H	L	11	32
J14	Hampden-Sydney	H	W	53	5
J21	Randolph-Macon	H	W	34	8
J25	Emory & Henry	H	W	20	8
J30	Washington & Lee	H	L	22	26
F3	Georgetown	H	W	38	19
F10	Washington & Lee	A	W	24	19
F11	VMI	A	W	35	8
F17	Georgetown	A	L	23	35
F18	Navy	A	L	10	50
F22	Wake Forest	A	W	22	12
F23	Duke	A	W	24	18
F24	North Carolina	A	W	18	15
F25	Guilford	A	L	19	20
M1	North Carolina	H	W	26	17

1911-12 (7-4)

COACH: Henry H. Lannigan

J8	Emory & Henry	H	W	20	18
J13	Gallaudet	H	W	20	10
J22	Guilford	H	L	15	16
J26	Catholic	A	W	34	18
J27	Georgetown	A	L	16	34
F2	Washington & Lee	A	L	9	24
F3	VMI	A	W	17	16
F12	Georgetown	H	W	35	12
F16	Washington & Lee	H	W	23	13
F23	Franklin & Marshall	H	W	39	27
M1	Georgetown	A	L	16	21

1912-13 (11-4)

COACH: Henry H. Lannigan

J11	Gallaudet	H	W	40	12
J17	Hampden-Sydney	H	W	35	4
J18	Randolph-Macon	H	W	55	12
J24	Maryland	H	W	65	1
J27	N.C. State	H	W	53	10
J30	VMI	H	W	39	15
J31	Georgetown	H	W	22	16
F6	Duke	H	W	33	11
F8	Washington & Lee	N1	L	28	43
F10	North Carolina	N2	W	30	19
F14	Catholic	A	L	31	41
F15	Georgetown	A	L	19	26
F17	St. John's (Md.)	A	L	21	37
F18	George Washington	A	W	43	18
F21/22	Franklin & Marshall	H	W	44	28

1-Lynchburg, Va.; 2-Raleigh, N.C.

1913-14 (12-1-1)

COACH: Henry H. Lannigan

J10	Randolph-Macon	H	W	61	9
J12	George Washington	H	W	43	7
J17	Gallaudet	H	W	55	9
J22	Kentucky	H	W	39	23
J24	Catholic	H	W	62	22
F7	Washington & Lee	N1	T	35	35
F9	North Carolina	N2	W	67	27
F10	Duke	N2	W	51	21
F17	Wake Forest	H	W	80	16
F20	VMI	N3	W	51	14
F26	George Washington	A	W	41	16
F27	Catholic	A	Lot	28	30
F28	Loyola (Md.)	A	W	34	33
M4	North Carolina	H	W	66	23

1-Lynchburg, Va.; 2-Raleigh, N.C.; 3-Staunton, Va.

1914-15 (17-0)

COACH: Henry H. Lannigan

J11	George Washington	H	W	41	12
J13	Jefferson School	H	W	44	11
J16	W. Va. Wesleyan	H	W	56	25
J18	Randolph-Macon	H	W	72	19
J20	Richmond	H	W	39	13
J23	VMI	N1	W	40	16
J26	Roanoke	H	W	55	14
J30	Catholic	H	W	34	21
F1	Duke	H	W	52	14
F6	Washington & Lee	N2	W	28	13
F8	North Carolina	N3	Wot	30	29
F9	Duke	N3	W	51	24
F13	Loyola (Md.)	H	W	48	26

F18	North Carolina	H	W	43	26
F20	Virginia Tech	H	W	39	21
F25	Catholic	A	W	29	28
F26	George Washington	A	W	27	19

1-Staunton, Va.; 2-Lynchburg, Va.; 3-Raleigh, N.C.

1915-16 (11-2)

COACH: Henry H. Lannigan

J15	George Washington	H	W	51	25
J17	West Virginia	H	W	38	21
J19	Richmond	H	W	58	23
J22	Catholic	H	L	11	21
J29	VMI	H	W	39	26
F5	Washington & Lee	N1	W	29	24
F7	North Carolina	N2	W	30	24
F9	Virginia Tech	H	W	30	14
F11	Duke	H	W	34	31
F14	W. Va. Wesleyan	H	W	47	20
F23	Navy	A	L	26	35
F24	George Washington	A	W	26	20
F25	Catholic	A	W	33	18

1-Lynchburg, Va.; 2-Richmond, Va.

1916-17 (7-5)

COACH: Henry H. Lannigan

J13	Gallaudet	H	W	41	15
J18	St. John's (Md.)	H	W	29	15
J20	Randolph-Macon	H	W	49	5
J24	Richmond	H	W	31	20
J31	Navy	A	L	17	39
F5	West Virginia	H	W	26	25
F8	W. Va. Wesleyan	H	W	37	32
F10	VMI	A	L	19	30
F15	Duke	H	L	34	37
F20	Wake Forest	H	W	38	13
F22	Tennessee	H	L	21	24
F24	North Carolina	N1	L	24	35

1-Lynchburg, Va.

1917-18 (7-1)

COACH: Henry H. Lannigan

J17	Randolph-Macon	H	W	46	10
J25	Richmond	H	W	64	34
J28	Elon	H	W	47	15
F2	VMI	H	W	84	43
F13	VMI	A	W	25	24
F14	Duke	H	L	25	32
F19	North Carolina	N1	W	45	35
F22	Tennessee	H	W	58	21

1-Lynchburg, Va.

1918-19 (11-4)

COACH: Henry H. Lannigan

J16	Randolph-Macon	H	W	60	15
J18	Fort Myer	H	W	53	15
J24	Gallaudet	H	L	32	38
J25	Navy	A	L	16	57
F1	Camp Humphreys	H	L	28	30
F8	Lynchburg Ath. Club	H	W	48	29
F15	North Carolina	H	W	40	29
F19	Gallaudet	H	W	49	29
F21	VMI	H	L	25	33
F22	Wake Forest	H	Wot	33	29
F24	Duke	H	W	44	14
F25	Va. Medical College	H	W	53	30
F26	Wake Forest	A	W	40	32
F27	North Carolina	N1	W	31	21
M1	VMI	A	W	33	25

1-Raleigh, N.C.

1919-20 (10-3)

COACH: Henry H. Lannigan

J14	Lynchburg A.C.	H	W	36	16
J17	Randolph-Macon	H	W	29	12
J20	Richmond	H	W	55	13
J21	Navy	A	L	15	34
J30	Auburn	H	L	21	27
J31	VMI	N1	L	13	44
F7	North Carolina	H	W	40	25
F14	Camp Humphreys	H	W	30	26
F19	St. John's (Md.)	A	W	39	18
F20	Johns Hopkins	N2	W	33	28
F23	Duke	H	W	28	20
F26	Richmond	A	W	46	17
F27	North Carolina	N3	W	37	31

1-Lynchburg, Va.; 2-Richmond, Va.; 3-Raleigh, N.C.

1920-21 (13-5)

COACH: Henry H. Lannigan

J15	Hampden-Sydney	H	W	46	10
J17	South Carolina	H	W	44	9
J19	Richmond	H	W	33	15
J22	William & Mary	H	W	46	15
J27	Citadel	H	W	51	15
J29	Elon	H	W	60	10
F1	North Carolina	H	L	26	28
F2	Davidson	H	W	47	23
F5	Navy	A	L	17	30
F5	George Washington	A	W	30	23
F10	St. John's (Md.)	H	W	50	20
F16	Wake Forest	H	W	35	13
F17	Duke	H	W	34	15
F20	VMI	N1	L	15	31
F21	Delaware	H	W	26	22
F24	Richmond	A	W	35	30
F25	Duke	A	L	22	24
F26	North Carolina	A	L	12	43

1-Roanoke, Va.

1921-22 (17-1)

COACH: Henry H. Lannigan

J11	Lynchburg	H	W	47	22
J14	Randolph-Macon	H	W	58	16
J17	Roanoke	H	W	40	20
J19	William & Mary	H	W	35	29
J23	Richmond	H	W	28	21
J26	Elon	H	W	42	16
F2	Tennessee	H	W	31	20
F4	VMI	A	W	25	23
F9	Catholic	A	L	16	37
F10	Gallaudet	A	W	33	25
F11	George Washington	A	W	19	16
F13	Kentucky	H	Wot	32	30
F14	Lynchburg Elks	A	W	39	31
F18	VMI	H	W	34	17
F20	North Carolina	H	W	31	29
	Virginia Tech	N1	Wot	26	22
	Washington & Lee	H	W	35	25
	Guilford	H	W	35	16

1-Roanoke Va



YEAR-BY-YEAR RESULTS

1924-25 (14-3)

COACH: Henry H. Lannigan

J10	Lynchburg	H	W	20	19
J15	Hampden-Sydney	H	W	29	25
J16	Randolph-Macon	H	W	51	16
J20	Richmond	H	W	34	24
J24	VMI	A	W	27	21
J28	Stevens Tech	H	W	35	29
J31	Virginia Tech	H	W	43	32
F3	Roanoke	H	W	60	24
F7	Washington & Lee	H	W	41	27
F12	Gallaudet	H	W	39	15
F18	South Carolina	H	W	36	14
F19	Maryland	H	L	25	36
F20	N.C. State	A	W	21	20
F21	North Carolina	A	L	15	26
F26	South Carolina	SoCan N1	W	31	25
F27	Auburn	SoCan N1	W	29	27
F28	Mississippi	SoCan N1	L	24	32

1-Atlanta, Ga.

1925-26 (9-6)

COACH: Henry H. Lannigan

J9	Randolph-Macon	H	W	52	19
J13	Richmond Blues	H	W	61	22
J16	Lynchburg	H	W	57	33
J18	Georgia	H	W	41	31
J21	Richmond	H	W	55	29
J26	Virginia Tech	A	W	34	19
F2	VMI	A	Wot	29	25
F4	North Carolina	H	L	16	47
F6	Maryland	H	W	34	28
F13	VMI	H	L	17	25
F16	Maryland	A	L	21	30
F17	Navy	A	L	26	45
F20	Washington & Lee	A	L	27	46
F26	Tulane	SoCan N1	W	29	25
F27	North Carolina	SoCan N1	L	23	25

1-Atlanta, Ga.

1926-27 (9-10)

COACH: Henry H. Lannigan

J8	Richmond Coast Artillery	H	W	28	21
J10	Maryland	H	W	22	17
J14	Richmond	H	L	17	22
J17	Hampden-Sydney	H	W	41	18
J20	Georgia	H	L	22	29
J22	Virginia Tech	H	W	34	25
J24	N.C. State	H	L	9	13
J26	VMI	H	W	17	9
J31	Flying Fisher Five	H	W	51	16
F4	North Carolina	A	L	13	42
F5	Duke	A	W	34	24
F7	VMI	A	W	27	20
F8	Duke	H	L	26	36
F11	South Carolina	H	L	23	25
F12	South Carolina	N1	L	32	34
F15	Maryland	A	Lot	28	29
F16	Navy	A	L	19	33
F19	Washington & Lee	H	L	20	25
F21	Virginia Tech	A	W	27	14

1-Lynchburg, Va.

1927-28 (20-6)

COACH: Henry H. Lannigan

J6	Lynchburg	H	W	39	27
J7	Randolph-Macon	H	W	34	23
J10	Hampden-Sydney	H	W	55	27
J14	Johns Hopkins	H	W	40	25
J16	Kentucky	H	L	28	31
J20	South Carolina	A	W	33	28
J21	South Carolina	A	W	38	29
J23	North Carolina	A	L	21	37
J27	Maryland	A	L	20	26
J28	Catholic	A	W	29	28
J31	Stevens Tech	H	W	28	20
F1	Richmond	H	W	38	30
F2	Virginia Tech	H	W	35	26
F6	North Carolina	H	L	22	26
F7	VMI	H	W	35	19
F9	Virginia Tech	A	W	38	12
F10	VMI	A	W	28	18
F11	N.C. State	H	L	23	33
F13	Maryland	H	W	34	12
F16	Sewanee	H	W	46	24
F17	Duke	H	W	44	34
F18	South Carolina	H	W	36	27
F21	Washington & Lee	A	W	36	28

F22	Brooklyn Poly.	H	W	39	27
F24	Alabama	SoCan N1	W	42	28
F25	Mississippi St.	SoCan N1	L	28	44

1-Atlanta, Ga.

1928-29 (9-10)

COACH: Henry H. Lannigan

J6	Randolph-Macon	H	L	21	31
J10	Duke	H	W	35	23
J12	Johns Hopkins	H	W	22	21
J15	Maryland	H	L	22	30
J16	Georgia	H	L	32	40
J19	Washington & Lee	A	L	19	47
J23	Virginia Tech	A	L	25	26
J26	VMI	H	W	21	9
J28	N.C. State	A	L	27	41
J29	North Carolina	A	L	20	28
F1	Maryland	A	W	25	22
F2	Catholic	A	W	40	21
F5	Virginia Tech	H	W	34	25
F7	North Carolina	H	L	25	40
F12	West Virginia	H	L	36	45
F15	Davidson	H	W	38	27
F16	VMI	A	W	37	23
F19	Marshall	H	W	46	32
F26	Washington & Lee	H	L	30	50



Roy Randall
1 Season (1929-30)
3-12 (.200)

1929-30 (3-12)

COACH: Roy E. Randall

J8	Duke	H	L	32	65
J9	St. John's (Md.)	H	L	19	35
J14	Maryland	H	L	20	54
J16	William & Mary	H	L	17	32
J22	Richmond	H	W	36	35
J24	Virginia Tech	H	W	28	21
25	Washington & Lee	A	L	22	50
	Virginia Tech	A	L	31	36
	VMI	A	L	28	34
J31	N.C. State	H	Lot	31	36
F7	North Carolina	H	Lot	37	40
F8	Navy	A	L	38	55
F11	Washington & Lee	H	L	34	36
F15	Maryland	A	L	29	51
F19	VMI	H	W	34	24



Gus Tebell
21 Seasons (1930-51)
241-190 (.559)
1 NIT Appearance

1930-31 (11-9)

COACH: Gus K. Tebell

J7	Staunton Collegians	H	W	32	15
J10	Hampden-Sydney	H	W	39	14
J12	St. John's (Md.)	H	L	20	22
J14	Navy	A	L	21	36
J17	Virginia Tech	A	L	21	28
J20	Lynchburg	H	W	42	30
J23	VMI	A	W	28	21
J24	Washington & Lee	A	L	17	26
J28	William & Mary	H	W	36	34
J30	Virginia Tech	H	W	35	25
F2	Maryland	H	W	34	31
F5	Duke	H	L	31	43
F7	North Carolina	H	L	24	28
F11	VMI	H	W	25	22
F13	Maryland	A	L	21	34
F14	Catholic	A	W	45	25
F18	Washington & Lee	H	L	18	20
F21	Sewanee	H	W	48	15
F23	Richmond	H	W	28	18
F27	Auburn	SoCan N1	L	26	33

1-Atlanta, Ga.

1931-32 (13-8)

COACH: Gus K. Tebell

D4	Shawnee Club	H	W	32	20
D8	Staunton Collegians	H	W	35	7
D19	Richmond A.C.	H	W	36	25
J6	William & Mary	H	W	33	32
J9	Navy	H	L	24	25
J13	VMI	A	W	27	23
J16	Washington & Lee	A	W	25	11
J21	Maryland	H	L	31	36
J25	Virginia Tech	A	W	35	24
J27	Hampden-Sydney	H	W	23	19
J29	Virginia Tech	H	W	26	22
F1	St. John's (Md.)	H	L	18	20
F3	N.C. State	H	W	20	17
F5	Ohio State	H	L	26	30
F8	North Carolina	H	Lot	24	26
F10	Catholic	H	W	37	32
F13	Maryland	A	L	18	46
	VMI	H	W	29	13
F23	Washington & Lee	A	Lot	17	21
F26	Alabama	SoCan N1	W	20	16
F27	Georgia	SoCan N1	L	19	40

1-Atlanta, Ga.

1932-33 (12-6)

COACH: Gus K. Tebell

	People's Bank Club	H	W	51	25
J3	Viscose Club	H	W	56	21
J5	Richmond Rotary	H	W	35	21
J7	Randolph-Macon	H	W	41	17
J10	William & Mary	H	W	45	35
	Gallaudet	H	W	42	11
J18	VMI	A	Lot	25	26
J21	Washington & Lee	N1	W	32	27
J27	Virginia Tech	N1	W	36	30
J31	Maryland	H	W	26	19
F2	N.C. State	H	L	27	31
F6	Georgia	H	W	31	17
F8	Navy	A	L	38	47
F9	Maryland	A	L	28	37
F15	Washington & Lee	H	W	21	19
F18	VMI	H	W	32	16
F21	Washington & Lee	A	L	30	44
F24	Duke	SoCan N2	L	24	38

1-Lynchburg, Va.; 2-Raleigh, N.C.

1933-34 (7-11)

COACH: Gus K. Tebell

	Va. Medical College	H	W	52	17
J4	People's Bank Club	H	W	46	20
J6	Randolph-Macon	H	W	43	6
J9	William & Mary	H	W	42	27
J11	Washington & Lee	N29	L	25	26
J16	VMI	A	L	33	35
J19	North Carolina	A	L	35	44
J20	Duke	A	L	17	26
J22	N.C. State	A	Lot	31	35
J26	Maryland	H	L	20	43
J29	North Carolina	H	L	23	24
F1	Davidson	H	W	43	25
F6	Maryland	A	L	25	28
F7	Navy	A	L	20	34
F13	Hampden-Sydney	H	W	36	20
F20	Washington & Lee	H	W	31	30
F22	VMI	H	Lot	25	28
M1	North Carolina	SoCan N21	L	18	28

1-Lynchburg, Va.; 2-Raleigh, N.C.

1934-35 (13-9)

COACH: Gus K. Tebell

D7	Bridgewater	H	W	63	13
D22	Richmond	H	W	32	11
J5	South Carolina	H	W	33	26
J7	Richmond	H	L	28	50
J10	William & Mary	H	W	25	21
J12	Washington & Lee	A	L	24	30
J14	Duke	A	L	20	30
J15	North Carolina	A	L	20	36
J18	VMI	A	W	33	27
J23	Virginia Tech	A	W	29	24
J26	Hampden-Sydney	H	W	39	13
J29	Randolph-Macon	H	W	34	17
F2	Maryland	A	L	24	44
F6	Navy	A	W	25	24
F8	Roanoke	H	W	50	26
F11	William & Mary	N1	L	31	45

F13	VMI	H	W	29	20
F15	Washington & Lee	H	W	31	29
F18	Virginia Tech	H	W	54	31
F20	Maryland	H	L	32	33
F26	Duke	N2	L	32	39

1-Newport News, Va.; 2-Raleigh, N.C.

1935-36 (11-13)

COACH: Gus K. Tebell

D7	Bridgewater	H	W	52	27
	Langley Field	H	W	39	22
	Apprentice School	H	W	22	17
	Norport	H	W	39	36
J4	Clemson	H	L	34	45
J8	William & Mary	H	L	24	32
J11	Duke	A	L	29	45
J13	North Carolina	A	L	25	38
J14	N.C. State	A	L	28	40
J18	Washington & Lee	A	L	28	35
J24	North Carolina	H	Wot	33	30
J29	Randolph-Macon	H	W	32	30
F1	VMI	H	Wot	51	45
F5	Navy	A	Wot	26	25
F6	Maryland	A	L	34	40
F8	Richmond	H	L	25	53
F10	Duke	H	L	28	44
F12	VMI	A	W	37	36
F14	Virginia Tech	N1	W	30	26
F17	Richmond	A	L	32	37
F18	Davidson	H	W	33	28
F24	Washington & Lee	H	L	27	36
F27	William & Mary	A	L	35	47
M5	North Carolina	SoCon N2	L	21	39

YEAR-BY-YEAR RESULTS



1938-39 (15-5)

COACH: Gus K. Tebell

J2	Ital. Amer. Prog. Club	H	W	53	24
	Bridgewater	H	W	44	23
J7	Hampden-Sydney	H	W	42	26
J10	William & Mary	A	L	38	48
J12	North Carolina	H	W	37	29
J16	Richmond	H	W	45	28
J20	VMI	N1	W	33	23
J24	Naval Base	H	W	45	24
J28	Maryland	A	L	21	31
J30	Virginia Tech	H	W	45	16
F4	Navy	A	W	39	36
F6	Richmond	A	Lot	30	32
F8	William & Mary	H	W	39	37
F10	Roanoke	A	L	41	46
F13	North Carolina	A	L	37	48
F18	Washington & Lee	H	W	30	25
F20	Virginia Tech	A	W	39	25
F21	VMI	N1	W	50	27
F24	Va. Medical College	H	W	45	25
F27	Washington & Lee	A	W	33	29

1-Lynchburg, Va.

1939-40 (16-5)

COACH: Gus K. Tebell

D7	Bridgewater	H	W	35	14
	Norfolk Stars	A	W	41	25
	Norfolk NTS	A	W	45	32
	Langley Field	A	W	36	22
J6	Va. Medical College	H	W	46	24
J10	Hampden-Sydney	H	W	38	24
J12	William & Mary	H	W	49	31
J13	Roanoke	A	W	37	24
J17	St. Joseph's (Pa.)	A	L	39	43
J20	Norfolk NTS	H	W	48	32
J24	Navy	A	W	29	26
J27	VMI	A	W	29	26
J29	Virginia Tech	N1	W	34	25
F3	George Washington	H	Lot	32	35
F5	North Carolina	N2	W	44	25
F7	William & Mary	A	L	28	29
F10	Washington & Lee	N3	L	30	33
F14	VMI	H	W	27	24
F16	Richmond	A	L	21	27
F21	Virginia Tech	H	W	42	27
F26	Richmond	H	W	36	20

1-Roanoke, Va.; 2-Danville, Va.; 3-Lynchburg, Va.

1940-41 (18-6)

COACH: Gus K. Tebell

	Bridgewater	H	W	61	29
D30	House of David	H	W	63	33
J2	Roanoke A.L.	A	L	43	44
J4	Tennessee	H	W	41	30
J11	Hampden-Sydney	A	W	55	37
J13	Richmond	A	W	37	18
J16	William & Mary	H	W	48	32
J18	Washington & Lee	A	W	37	28
J21	Virginia Tech	N1	W	49	35
J25	VMI	A	L	39	42
J28	Richmond	H	W	37	22
J29	Army	A	W	40	36
F1	Navy	A	L	34	42
F4	Naval Training Stat.	H	W	70	24
F6	Maryland	H	W	47	18
F8	VMI	H	W	49	26
F11	William & Mary	A	W	41	40
F15	Virginia Tech	A	W	40	39
F19	George Washington	A	L	33	44
	St. Joseph's (Pa.)	A	W	52	39
F22	University of Mexico	H	W	57	31
F24	Washington & Lee	H	W	45	39
M6	Roanoke A.L.	A	L	41	51
M18	CCNY	N2	L	35	64

1-Lynchburg, Va.; 2-New York, N.Y.

1941-42 (7-10)

COACH: Gus K. Tebell

J8	Maryland	H	L	34	35
J10	Richmond	H	L	17	25
J12	Washington & Lee	H	L	31	32
J15	William & Mary	A	L	24	39
J23	Virginia Tech	N1	L	25	42
J24	VMI	A	W	27	21
J28	Emory & Henry	H	W	54	23
J31	Maryland	A	L	26	36
F3	George Washington	H	L	36	54

F5	Richmond	A	W	36	24
F7	Navy	A	L	37	51
F10	William & Mary	H	W	38	30
F12	Hampden-Sydney	H	W	47	33
F14	Virginia Tech	H	W	58	36
F16	Washington & Lee	A	W	41	31
F20	St. Joseph's (Pa.)	A	L	37	50
F23	VMI	H	L	34	49

1-Roanoke, Va.

1942-43 (8-13)

COACH: Gus K. Tebell

	Langley Field	A	W	36	29
	Newport News Appr.	A	W	51	48
	Norfolk Apprentice	H	W	52	15
	Camp Lee	A	L	33	51
J2	North Carolina	N1	W	50	45
	Camp Lee	H	L	32	39
	Hampden-Sydney	H	W	49	40
J9	Maryland	A	Lot	45	53
	Washington & Lee	H	W	35	34
J14	Richmond	A	L	48	50
	George Washington	A	L	43	49
	Norfolk NTS	H	L	34	65
	VMI	H	L	25	39
	Bolling Field	H	W	27	25
	Virginia Tech	N1	L	46	62
F9	Richmond	H	L	33	41
	Navy	A	L	41	50
F15	Maryland	H	L	42	56
	N.C. Pre-Flight School	A	L	47	56
	VMI	H	W	36	35
	Washington & Lee	A	L	35	46

1-Lynchburg, Va.

1943-44 (11-8)

COACH: Gus K. Tebell

	Woodrow Wilson Hosp.	H	W	30	21
	Fort Belvoir	H	W	47	34
	St. Joseph's (Pa.)	A	L	34	50
	7 pt	A	W	34	22
	Naval Training Stat.	H	L	20	50
J5	North Carolina	H	W	39	36
J8	Maryland	H	W	52	20
	VMI	A	W	39	25
J13	Richmond	H	L	31	43
	Virginia Tech	A	W	63	55
	Aberdeen Prov. Grnd	H	L	34	43
	Hampden-Sydney	A	W	30	25
	VMI	H	W	58	16
	Norfolk Air Base	A	L	35	60
	Norfolk Training Sta.	A	L	35	70
	Norfolk Air Base	H	L	34	49
F5	Maryland	A	W	49	36
F8	Richmond	A	L	38	46
	Hampden-Sydney	H	W	47	24

1944-45 (13-4)

COACH: Gus K. Tebell

D9	Hampden-Sydney	H	W	45	28
D12	Richmond Air Base	A	L	43	47
D16	Duke	N1	L	44	56
D19	Richmond Air Base	H	W	55	45
D21	William & Mary	H	W	37	24
J3	Camp Lee	H	L	33	36
J6	Richmond	H	W	30	24
J10	VMI	A	W	43	24
J13	North Carolina	N1	L	35	42
J17	Hampden-Sydney	H	W	38	35
J20	Virginia Tech	A	W	44	34
	Richmond Naval Base	H	W	70	29
F1	VMI	H	W	57	35
F3	Maryland	H	W	57	26
F6	William & Mary	A	W	41	37
F7	Milligan	H	W	62	31
F10	Maryland	A	W	61	33

1-Lynchburg, Va.

1945-46 (12-5)

COACH: Gus K. Tebell

D15	Duke	N1	L	38	48
D22	Randolph Macon	H	W	82	37
	Marshall	H	W	56	39
	Marine Institute	H	L	38	45
	Washington & Lee	H	W	63	24
J11	North Carolina	H	L	32	44
J16	Richmond	H	W	49	47
	N.C. State	H	W	53	29

	Virginia Tech	H	W	57	29
	Washington & Lee	A	W	64	36
J23	Maryland	A	W	48	45
	VMI	H	W	51	20
	Norfolk N.T.S.	H	W	89	41
	George Washington	H	W	67	35
F4	Richmond	A	L	39	50
	VMI	A	W	56	18
F9	Maryland	H	L	36	37

1-Lynchburg, Va.

1946-47 (10-11)

COACH: Gus K. Tebell

	Roanoke	H	W	60	42
	Randolph-Macon	A	W	55	43
	Quantico Marines	H	L	46	49
D14	Duke	N1	L	34	47
	American	H	W	50	35
	Richmond All-Stars	H	W	65	63
	William & Mary	A	L	40	59
	VMI	H	W	62	47
	Washington & Lee	A	L	52	54
	William & Mary	H	W	52	46
J17	Richmond	A	L	40	44
J21	North Carolina	A	L	38	63
	Virginia Tech	A	W	58	52
	George Washington	H	L	39	41
F11	Michigan St.	A	L	46	51
	Bradley	A	L	58	77
	Louisville	A	L	43	69
	Washington & Lee	H	W	53	51
F25	Richmond	H	W	55	54
	George Washington	A	L	56	57
	VMI	A	W	59	37

1-Lynchburg, Va.

1947-48 (16-10)

COACH: Gus K. Tebell

D4	War Dept. Headquarters	H	W	63	38
	Old Dom. Club	H	W	70	54
	George Washington	H	L	49	55
D13	Duke	H	W	49	39
	Randolph-Macon	H	W	75	41
	William & Mary	A	L	33	51
	Georgia	A	L	55	62
D20	Georgia Tech	A	L	48	50
J6	Washington & Lee	A	W	73	54
J10	LaSalle	A	L	55	61
J12	Maryland	H	W	64	44
J14	VMI	A	W	56	35
J16	Virginia Tech	H	L	49	54
J31	Richmond	H	W	62	54
	Old Dom. Club	H	W	61	58
F5	Dan Masters	A	W	73	63
F7	Quantico Marines	A	W	76	71
F12	Richmond	A	W	70	57
F16	VMI	H	W	61	47
F19	Maryland	A	W	68	56
F21	Duke	A	L	48	57
F23	Virginia Tech	A	L	43	57
F25	Quantico Marines	H	W	62	56
F28	Navy	A	L	41	48
	Washington & Lee	H	W	64	49

1948-49 (13-10)

COACH: Gus K. Tebell

D2	Lynchburg Independents	H	W	72	40
D3	Langley Field	H	W	78	38
D6	Richmond Royals	H	W	75	39
D8	American	H	W	57	51
D11	Duke	N1	L	37	47
D15	Navy	A	L	56	58
D16	Maryland	A	W	53	47
D20	George Washington	H	W	67	53
J7	Maryland	H	W	79	43
J10	Washington & Lee	H	L	66	75
J11	VMI	A	W	63	46
J13	Richmond	H	W	68	61
J31	Virginia Tech	A	L	50	52
F2	George Washington	A	L	50	62
F4	Gettysburg	A	W	72	68
F5	Dickinson	A	W	80	63
F8	Washington & Lee	A	L	81	84
F10	Virginia Tech	H	L	64	66
F12	Richmond	A	L	58	59
F16	VMI	H	W	65	52
F19	Michigan State	A	L	43	62

F21	Lawrence Tech	A	L	56	71
F23	William & Mary	H	W	58	44

1-Lynchburg, Va.

1949-50 (12-13)

COACH: Gus K. Tebell

N30	Richmond Royals	H	W	63	37
D3	Randolph-Macon	A	W	61	53
D6	Maryland	H	W	66	56



YEAR-BY-YEAR RESULTS

F11	Catholic	A	W	82	65
F15	VMI	A	W	86	80
F21	Virginia Tech	H	W	74	59
F27	William & Mary	H	L	85	87

1-Lynchburg, Va.

1952-53 (10-13)

COACH: Evan J. Male

D2	Maryland	A	L	61	71
D6	Vanderbilt	A	L	83	90
D10	Hampden-Sydney	N1	W	101	61
D13	William & Mary	H	L	71	87
D15	VMI	A	W	69	62
D17	Johns Hopkins	A	W	80	56
D19	Gettysburg	A	L	79	100
D20	Franklin & Marshall	A	L	69	86
J5	Maryland	H	L	56	59
J9	VMI	H	W	89	78
J12	Washington & Lee	A	W	86	69
J15	Navy	A	L	71	93
J21	Virginia Tech	H	W	108	95
F4	Roanoke	A	W	75	67
F7	Richmond	A	L	85	93
F10	Georgetown	H	W	76	75
F14	William & Mary	A	L	84	105
F17	Virginia Tech	A	Wot	87	85
F19	George Washington	H	L	76	98
F21	West Virginia	H	L	84	110
F24	Richmond	H	Lot	81	88
F27	George Washington	A	L	95	110
M3	Washington & Lee	H	W	91	76

1-Richmond, Va.

1953-54 (16-11, 1-4 ACC)

COACH: Evan J. Male

D2	Hampden-Sydney	H	W	98	62	
D5	Navy	A	L	75	86	
D9	Randolph-Macon	H	W	86	41	
D12	Franklin & Marshall	H	W	94	70	
D15	Gettysburg	H	W	75	73	
D17	Washington & Lee	H	W	81	62	
D29	George Washington	N1	L	72	97	
D30	Virginia Tech	N1	W	97	81	
J2	Duke	A	L	64	86	
J5	Maryland	A	L	64	70	
J7	Richmond	H	L	69	78	
J9	Johns Hopkins	H	W	84	62	
J12	Virginia Tech	A	W	95	73	
J16	North Carolina	A	L	66	78	
J18	Maryland	H	L	56	70	
J21	George Washington (10)	H	L	72	73	
F3	VMI	A	W	78	76	
F5	Richmond	A	L	84	107	
F6	Johns Hopkins	A	W	75	55	
F8	North Carolina	H	W	83	69	
F13	Georgetown	A	W	85	78	
F16	Washington & Lee	H	W	97	79	
F18	VMI	H	W	99	80	
F22	Virginia Tech	H	W	78	69	
F25	Roanoke	H	W	93	71	
F27	Pennsylvania	A	L	62	71	
M4	Duke (11)	ACC	N2	L	68	96

1-Alexandria, Va.; 2-Raleigh, N.C.

1954-55 (14-15, 5-9 ACC)

COACH: Evan J. Male

D1	Hampden-Sydney	A	W	110	63
D6	Randolph-Macon	A	W	95	54
D8	Navy	A	W	79	69
D11	Wake Forest (17)	H	L	90	100
D14	Maryland	H	L	69	72
D17	Clemson	A	W	100	93
D18	South Carolina	A	W	92	82
D20	Eastern Kentucky	N1	L	74	84
D29	Marshall	N2	L	98	103
D30	Washington & Lee	N7	W	96	90
J3	South Carolina	H	W	89	69
J6	Maryland (11)	A	L	63	78
J8	VMI	H	W	106	84
J11	North Carolina	H	L	87	96
J14	Washington & Lee	H	W	104	91
J15	Duke	A	L	89	109
J29	VMI	A	W	87	72
F1	N.C. State (6)	A	L	91	98
F2	Wake Forest	A	L	90	96
F8	N.C. State (7)	H	L	97	114
F11	North Carolina	N3	W	98	73
F14	Clemson	H	W	106	68

F18	Virginia Tech	H	W	107	59	
F19	Richmond	A	L	88	92	
F22	Duke	H	L	92	106	
F25	Virginia Tech	A	L	72	78	
M1	Washington & Lee	A	L	89	98	
M3	Maryland (18)	ACC	N4	Wot	68	67
M4	Duke	ACC	N4	Lot	77	90

1-Bristol, Va.; 2-Fayetteville, W.Va.; 3-Greensboro, N.C.; 4-Raleigh, N.C.

1955-56 (10-17, 3-11 ACC)

COACH: Evan J. Male

D2	Maryland	A	L	55	67	
D6	Hampden-Sydney	H	W	82	63	
D10	Richmond	A	L	72	74	
D12	Wake Forest	H	L	69	82	
D16	Clemson	A	L	73	75	
D17	South Carolina	A	L	69	70	
D28	Cincinnati	N1	L	69	93	
D29	Virginia Tech	N1	W	103	84	
D30	Army	N1	W	86	71	
J2	South Carolina	H	W	84	83	
J7	Virginia Tech	H	W	71	66	
J10	North Carolina (9)	A	L	65	101	
J16	Washington & Lee	H	W	73	71	
J28	VMI	A	W	78	77	
J31	N.C. State (4)	A	L	54	99	
F2	Wake Forest	A	L	67	84	
F4	Virginia Tech	A	L	64	74	
F7	N.C. State (4)	H	L	76	77	
F9	Duke (8)	A	L	59	74	
F11	North Carolina (12)	H	L	72	83	
F13	Clemson	H	W	96	85	
F16	Washington & Lee	A	L	71	79	
F18	VMI	H	W	107	91	
F21	Duke (11)	H	L	58	92	
F23	Maryland	H	W	73	60	
F25	St. Joseph's (Pa.)	A	L	69	72	
M1	No. Carolina (8)	ACC	N2	L	77	81

1-Richmond, Va.; 2-Raleigh, N.C.

1956-57 (6-19, 3-11 ACC)

COACH: Evan J. Male

D1	Maryland	H	L	63	67	
D4	VMI	A	W	90	79	
D8	Richmond	A	L	59	65	
D11	Wake Forest	H	Lot	55	60	
D15	Washington & Lee	H	L	62	76	
D30	Mississippi	N1	W	83	81	
D31	Kentucky Wesleyan	A	L	72	82	
J1	Maryland	N1	L	39	43	
J8	Richmond	H	L	50	56	
J12	North Carolina (2)	A	L	90	102	
J15	South Carolina	H	W	76	73	
J26	VMI	H	W	78	54	
J29	N.C. State	N2	L	63	80	
J31	Wake Forest (13)	A	L	58	73	
F2	Virginia Tech	A	L	56	70	
F5	N.C. State	A	L	60	87	
F11	North Carolina (1)	H	L	59	68	
F12	Maryland	A	L	64	85	
F15	South Carolina	A	L	79	97	
F16	Clemson	A	Lot	81	84	
F19	Duke (16)	H	W	90	81	
F23	Clemson	H	W	85	71	
F27	Duke	A	L	66	81	
M2	Washington & Lee	A	L	69	73	
M7	Maryland	ACC	N3	L	69	72

1-Owensboro, Ky.; 2-Portsmouth, Va.; 3-Raleigh, N.C.



Billy McCann
6 Seasons (1957-63)
40-106 (.274)/20-64 ACC

1957-58 (10-13, 6-8 ACC)

COACH: William T. McCann

D2	William & Mary	A	L	69	73
D7	Richmond	H	L	51	64
D14	Wake Forest	H	W	66	61
D18	Washington & Lee	H	W	87	63
D27	LaSalle	N1	L	64	72
D28	Pennsylvania	N1	W	88	64
J1	N.C. State (11)	A	L	70	84
J3	Clemson	A	Wot	88	85

J4	South Carolina	A	W	74	68	
J7	Virginia Tech	H	W	80	66	
J9	North Carolina (3)	A	L	66	82	
J11	Wake Forest	A	L	72	81	
J30	Duke	A	L	71	88	
F1	VMI	A	W	79	69	
F4	N.C. State (9)	N2	L	58	61	
F7	Maryland (8)	H	L	66	87	
F11	North Carolina (11)	H	L	66	73	
F14	Clemson	H	W	74	59	
F18	Maryland (14)	A	L	56	69	
F21	St. Joseph's (Pa.)	A	L	63	83	
F25	Duke (6)	H	W3ot	70	68	
F28	South Carolina	H	W	77	70	
M6	Maryland (17)	ACC	N3	L	66	70

1-Richmond, Va.; 2-Portsmouth, Va.; 3-Raleigh, N.C.

1-Richmond, Va.; 2-Portsmouth, Va.; 3-Raleigh, N.C.

1958-59 (11-14, 6-8 ACC)

COACH: William T. McCann

D2	William & Mary	H	W	85	74	
D4	Virginia Tech	A	L	73	85	
D6	Richmond	A	L	66	72	
D8	North Carolina	A	L	61	83	
D10	Maryland	A	L	56	63	
D13	West Virginia (4)	N13	W	75	72	
D18	Wake Forest	H	L	76	83	
D20	St. John's (N.Y.)	A	L	71	90	
D27	Tennessee (11)	A	L	59	79	
D29	Vanderbilt	A	L	64	75	
J6	N.C. State (2)	A	L	68	73	
J9	Clemson	A	L	63	70	
J10	South Carolina	A	L	64	69	
J13	Washington & Lee	A	W	89	46	
J15	Duke	H	W	86	67	
F3	N.C. State (6)	H	L	70	87	
F12	VMI	H	W	85	66	
F14	Clemson	H	W	69	61	
F18	Maryland	H	W	62	50	
F20	Duke	A	L	63	71	
F21	Wake Forest	A	W2ot	81	78	
F25	North Carolina (3)	H	W	69	68	
F28	South Carolina	H	W	81	70	
M5	Maryland	ACC	N2	W	66	65
M6	N.C. State (10)	ACC	N2	L	63	66

1-Charleston, W. Va.; 2-Raleigh, N.C.

1959-60 (6-18, 1-13 ACC)

COACH: William T. McCann

D1	William & Mary	A	L	70	82	
D5	Richmond	H	W	85	67	
D9	Maryland	A	L	62	70	
D12	Virginia Tech	H	L	72	80	
D17	Wake Forest	H	L	64	67	
D19	Rhode Island	H	W	86	83	
J2	Yale	H	W	81	76	
J5	N.C. State	H	W	53	48	
J6	VMI	A	W	83	71	
J9	South Carolina	H	L	70	74	
J13	West Virginia (3)	N1	L	81	102	
J16	North Carolina (16)	N2	L	57	76	
F2	N.C. State	A	L	53	87	
F5	South Carolina	A	L	77	78	
F6	Clemson	A	L	56	74	
F10	Maryland	H	L	43	44	
F13	Clemson	H	L	58	59	
F16	Duke	A	L	66	78	
F17	Wake Forest	A	L	66	106	
F20	Navy	A	L	61	74	
F22	Duke	H	L	63	79	
F25	North Carolina	A	L	58	97	
F27	Washington & Lee	H	W	86	59	
M3	North Carolina (16)	ACC	N3	L	63	84

1-Charleston, W. Va.; 2-Greensboro, N.C.; 3-Raleigh, N.C.

1-Charleston, W. Va.; 2-Greensboro, N.C.; 3-Raleigh, N.C.

1960-61 (3-23, 2-12 ACC)

COACH: William T. McCann

D3	Maryland	H	L	52	57
D6	North Carolina	A	L	47	81
D10	Richmond	A	L	68	80
D13	VMI	H	L	63	75
D16	Wake Forest	H	L	82	88
D17	West Virginia	N1	L	85	104
D20	William & Mary	H	L	50	80
D29	William & Mary	N1	L	75	91
D30	VMI	N1	W	76	68
J3	N.C. State	N2	L	71	94
J7	Wake Forest	A	L	61	88
J9	South Carolina	H	W	94	91
J11	Duke (8)	H	Lot	90	92

J14	North Carolina (7)	H	L	70	92
J21	George Washington	H	L	77	86
J27	Bucknell	H	L	81	99
J31	N.C. State	N3	L	58	91
F3	Clemson	A	L	81	89
F4	South Carolina	A	W	90	82
F11	Navy	H	L	71	85
F13	Washington & Lee	A	L	68	78
F18	Virginia Tech	A	L	70	105
F20	Duke (3)	A	L	66	77
F22	Maryland	A	L	62	77

YEAR-BY-YEAR RESULTS



Bill Gibson
11 Seasons (1963-74)
 120-158 (.432)/50-98 ACC
 1 NIT Appearance (0-1)

1963-64 (8-16, 4-10 ACC)

COACH: William J. Gibson

N30	Kentucky (9)	A	L	64	75
D2	Maryland	A	L	58	68
D7	Richmond	H	W	91	71
D17	Clemson	H	L	52	53
D19	Duke (5)	A	L	73	84
D27	Mississippi State	N1	W	81	68
D28	Kentucky Wesleyan	A	L	42	62
J2	Virginia Tech	A	L	60	62
J4	South Carolina	H	L	62	70
J8	N.C. State	H	W	66	53
J11	Davidson (5)	N2	L	62	64
J13	Wake Forest	A	L	52	70
J25	Virginia Tech	H	L	62	78
F1	N.C. State	N3	W	50	48
F3	North Carolina	A	L	76	89
F8	William & Mary	A	W	56	54
F10	Duke (7)	H	L	59	80
F14	Navy	H	W	66	55
F15	Wake Forest	H	Lot	58	66
F20	Maryland	H	W	79	73
F24	North Carolina	H	W	79	64
F28	South Carolina	A	L	82	96
F29	Clemson	A	L	73	90
M5	Wake Forest	ACC N4	L	60	79

1-Owensboro, Ky.; 2-Charlotte, N.C.; 3-Greensboro, N.C.; 4-Raleigh, N.C.

1964-65 (7-18, 3-11 ACC)

COACH: William J. Gibson

D1	William & Mary	H	W	72	58
D5	Maryland	H	W	61	59
D9	VMI	A	L	75	95
D12	Richmond	A	L	66	72
D17	Wake Forest	A	L	75	88
D19	Duke (6)	H	L	91	104
D22	Davidson (10)	N1	L	74	86
D31	Canisius	A	W	64	61
J2	Connecticut	N2	W	68	63
J4	Virginia Tech	A	L	56	73
J6	N.C. State	H	L	67	73
J8	South Carolina	A	L	60	64
J9	Clemson	A	L	72	99
J13	Hampden-Sydney	H	W	106	73
J16	North Carolina	H	L	80	87
J30	N.C. State	A	L	69	92
F3	Temple	A	L	59	84
F11	Duke (6)	A	L	72	136
F13	Navy	A	L	63	85
F17	Maryland	A	L	47	52
F22	Wake Forest	H	Lot	72	74
F23	North Carolina	A	L	101	52
F26	South Carolina	H	W	70	59
F27	Clemson	H	W	69	67
M4	N.C. State	ACC N3	L	69	106

1-Charlotte, N.C.; 2-Buffalo, N.Y.; 3-Raleigh, N.C.

1965-66 (7-15, 4-10 ACC)

COACH: William J. Gibson

D1	William & Mary	A	L	82	93
D4	Kentucky	H	L	73	99
D6	Wake Forest	H	W	97	94
D11	Richmond	H	L	69	89
D14	N.C. State	H	L	87	98
D18	Duke (1)	H	L	72	75
J5	Maryland	A	W	65	62
J8	N.C. State	A	L	69	86
J10	Wake Forest	A	L	87	99
J15	North Carolina	H	W	70	69
J28	Clemson	A	L	69	70
J29	South Carolina	A	L	64	82
F2	Virginia Tech	H	W	79	65
F5	Navy	H	W	85	57
F10	Miami	A	L	75	80
F12	Duke (2)	A	L	55	81
F16	Maryland	H	L	64	71
F19	VMI	H	W	79	65
F22	North Carolina	A	L	79	81
F25	Clemson	H	W	63	61

F26	South Carolina	H	Lot	57	59
M3	N.C. State	ACC N1	L	77	86

1-Raleigh, N.C.

1966-67 (9-17, 4-10 ACC)

COACH: William J. Gibson

D1	William & Mary	H	W	80	65
D3	Kentucky (3)	A	L	84	104
D8	Richmond	A	W	89	84
D10	Miami	H	L	78	80
D13	Maryland	H	L	65	85
D16	Duke	A	L	82	98
D28	Columbia	N1	W	112	88
D30	Connecticut	A	L	79	100
J2	Davidson	H	L	71	75
J5	NYU	A	W	91	84
J7	Wake Forest	A	L	77	84
J11	South Carolina	H	L	67	81
J14	Clemson	H	Lot	88	102
J28	North Carolina (2)	A	L	76	103
J30	N.C. State	A	W	83	70
F1	Duke	H	L	77	100
F4	Navy	A	L	75	77
F7	North Carolina (2)	H	L	75	79
F11	N.C. State	H	L	59	70
F13	Maryland	A	L	76	87
F16	Wake Forest	H	W	81	67
F18	Pittsburgh	A	W	82	70
F25	South Carolina	A	Wot	71	68
F27	Clemson	A	W	73	71
M2	Virginia Tech	A	L	60	76
M9	Duke	ACC N2	L	78	99

1-Storrs, Conn.; 2-Charlotte, N.C.

1967-68 (9-16, 5-9 ACC)

COACH: William J. Gibson

D2	St. John's (N.Y.)	A	L	63	82
D7	VMI	A	W	84	79
D11	South Carolina	H	W	84	82
D13	Duke	A	L	61	103
D16	NYU	H	W	90	83
D18	Yale	N1	L	72	79
D20	Marshall	A	L	89	97
D21	Bowling Green	N2	L	72	76
J3	Richmond	H	L	97	102
J6	Virginia Tech	H	L	82	84
J8	Wake Forest	A	L	90	97
J11	Clemson	A	W	95	92
J13	South Carolina	A	L	68	94
J20	Clemson	H	W	81	73
J29	N.C. State	H	L	77	79
F1	Duke (9)	H	L	78	90
F3	Navy	H	W	96	80
F6	North Carolina (3)	A	L	64	108
F10	N.C. State	A	L	63	91
F13	Maryland	A	L	76	85
F17	Pittsburgh	H	W	92	60
F19	Wake Forest	H	W	100	87
F24	North Carolina (3)	H	L	74	92
F28	Maryland	H	W	70	68
M7	South Carolina	ACC N3	L	78	101

1-Blacksburg, Va.; 2-Huntington, W.Va.; 3-Charlotte, N.C.

1968-69 (10-15, 5-9 ACC)

COACH: William J. Gibson

D5	Richmond	A	W	113	92
D7	George Washington	H	L	84	98
D11	Duke (9)	H	W	81	75
D14	South Carolina	H	W	86	70
D17	North Carolina (2)	A	L	67	94
D20	Richmond	N1	W	90	77
D21	Virginia Tech	N1	L	74	85
D26	Air Force	N2	W	90	85
D27	East Carolina	A	W	88	79
D28	Baylor	N2	L	61	79
J3	N.C. State	N3	L	80	95
J4	Wake Forest	N3	L	66	90
J8	Navy	A	W	84	68
J11	Clemson	H	W	82	75
J13	St. John's (N.Y.) (8)	H	L	61	77
J30	Maryland	A	W	78	77
F4	North Carolina (2)	H	L	76	99
F8	N.C. State	A	L	62	66
F11	Virginia Tech	A	L	64	68
F15	Maryland	H	W	84	78
F17	Duke	A	L	81	100
F22	South Carolina (12)	A	L	70	86
F24	Clemson	A	L	90	92

M1	Wake Forest	H	L	84	87
M6	Duke	ACC N4	L	86	99

1-Salem, Va.; 2-Greenville, N.C.; 3-Greensboro, N.C.; 4-Charlotte, N.C.

1969-70 (10-15, 3-11 ACC)

COACH: William J. Gibson

D1	Georgia Tech	A	L	49	72
D6	Duke	A	L	45	57
D9	Pennsylvania	A	L	53	84
D10	VMI	H	W	65	44
D13	South Carolina (8)	H	L	51	62
D16	North Carolina (7)	H	L	76	80
D19	Richmond	N1	W	87	76
D20	William & Mary	N1	W	92	72
J2	Wake Forest	N2	L	58	65
J3	N.C. State (15)	N2	L	60	71
J7	Virginia Tech	H	W	81	71
J10	Clemson	A	L	87	104
J12	South Carolina (3)	A	L	42	63
J15	Wake Forest	A	L	79	90
J29	William & Mary	A	Wot	87	81
F31	Navy	H	W	52	44
F33	North Carolina (7)	A	L	72	87
F7	N.C. State (5)	H	L	66	71
F11	Maryland	H	W	71	69
F17	George Washington	A	Lot	84	87
F21	Clemson	H	W	94	79
F23	Duke	H	W	61	57
F28	Maryland	A	L	71	79
M5	North Carolina	ACC N3	W	95	93
M6	N.C. State (19)	ACC N3	L	66	67

1-Hampton, Va.; 2-Greensboro, N.C.; 3-Charlotte, N.C.

1970-71 (15-11, 6-8 ACC)

COACH: William J. Gibson

D1	VMI	N1	W	81	52
D3	Virginia Tech	N1	W	68	59
D5	Duke	H	W	75	70
D9	Navy	A	W	81	63
D11	Boston College	N2	W	79	69
D12	West Virginia	A	Wot	94	91
D15	North Carolina (20)	A	L	75	80
D17	William & Mary	H	W	107	86
J6	Virginia Tech	A	L	74	93
J9	Clemson	H	W	66	56
J11	South Carolina (2)	H	W	50	49
J13	Wake Forest	H	W	86	81
J16	Georgia Tech	H	W	89	84
J28	[15] Clemson	A	L	44	45
J30	[15] South Carolina (10)	A	L	70	92
F2	Washington & Lee	H	W	92	70
F6	N.C. State	H	W	79	53
F10	Maryland	H	W	78	63
F13	Wake Forest	A	L	71	95
F20	Duke	A	L	69	101
F22	N.C. State	A	L	77	97
F27	North Carolina (13)	H	L	74	75
M4	Seton Hall	N3	L	71	73
M6	Maryland	A	Lot	84	89
M11	Wake Forest	ACC N4	W	85	84
M12	North Carolina (13)	ACC N4	L	68	78

1-Hampton, Va.; 2-Morgantown, W.Va.; 3-New York, N.Y.; 4-Greensboro, N.C.

1971-72 (21-7, 8-4 ACC)

COACH: William J. Gibson

D1	Washington & Lee	A	W	113	80
D4	Duke	A	W	86	77
D8	Maryland (5)	H	W	78	57
D11	Baldwin-Wallace	H	W	117	83
D15	[19] William & Mary	A	W	82	62
D20	[19] VMI	N1	W	93	51
D21	[18] Richmond	N1	W	93	58
D29	[11] Xavier	N2	W	85	65
D30	[11] Citadel	A	W	77	72
J3	[11] Wake Forest	A	W	74	64
J8	[9] N.C. State	A	W	84	73
J12	[8] George Washington	H	W	97	76
J15	[8] North Carolina (3)	H	L	79	85
J26	[8] Johns Hopkins	H	W	112	70
J31	[8] Clemson	A	W	62	58
F5	[7] N.C. State	H	W	69	68
F7	[7] Virginia Tech	H	W	107	85
F9	[6] West Virginia	N3	W	89	88
F12	[6] Wake Forest	H	W	74	67
F16	[6] Penn State	A	L	74	86
F19	[6] Duke	H	L	76	86

F21	[6] Clemson	H	W	62	60
F23	[13] Pittsburgh	H	W	84	74
F26	[13] North Carolina (5)	A	L	78	91
M4	[12] Maryland (18)	A	L	42	45
M9	[15] Wake Forest	ACC N4	W	74	65
M10	[15] Maryland (13)	ACC N4	L	57	62
M17	[20] Lafayette	NIT N5	L	71	72



YEAR-BY-YEAR RESULTS



Terry Holland

16 Seasons (1974-90)

326-173 (.653)/111-103 ACC

9 NCAA Appearances (15-9)

2 Final Fours (1981, 1984)

4 NIT Appearances (8-3)

1 NIT Title (1980)

1974-75 (12-13, 4-8 ACC)

COACH: Terry Holland

D2	Washington & Lee	H	W	77	69
D4	Kent State	H	W	58	40
D7	N.C. State (1)	A	L	72	101
D11	William & Mary	H	W	73	51
D27	Wisconsin	N1	W	86	78
D28	Marquette (14)	A	L	55	73
J4	Clemson	A	L	68	86
J8	Wake Forest (19)	A	L	66	83
J11	Virginia Tech	A	L	73	74
J13	Davidson	N2	W	58	56
J15	Penn State	H	W	73	50
J18	Duke	H	W	60	56
J22	North Carolina (14)	A	L	70	85
J25	Clemson	H	L	64	74
J29	West Virginia	H	W	87	79
F1	Duke	A	Wot	92	85
F4	Wake Forest (4)	A	L	79	86
F8	Maryland	H	W	71	58
F12	N.C. State (5)	H	L	46	59
F15	Pittsburgh	A	Lot	70	71
F19	Maryland (3)	H	L	51	70
F22	North Carolina (13)	H	W	65	62
F25	Princeton	H	L	50	55
M1	Stetson	H	W	60	58
M6	N.C. State (8)	ACC N3	L	85	91

1-Milwaukee, Wis.; 2-Charlotte, N.C.; 3-Greensboro, N.C.

1975-76 (18-12, 4-8 ACC)

COACH: Terry Holland

D1	Hampden-Sydney	H	W	113	65
D3	Washington & Lee	A	W	101	57
D6	Duke	A	L	79	81
D9	Penn State	A	W	79	66
D22	Oklahoma State	N1	L	69	72
D23	Yale	N1	W	72	62
J3	VMI	N2	W	74	63
J5	Davidson	A	W	72	51
J7	Wake Forest (7)	H	W	63	58
J10	North Carolina (6)	H	L	82	85
J14	Virginia Tech	N3	L	69	91
J16	N.C. State (13)	A	L	71	78
J19	William & Mary	A	W	80	60
J21	Pittsburgh	H	W	75	68
J22	Delaware	H	W	78	65
J24	Clemson	A	W	69	62
J28	West Virginia	A	L	58	71
J31	N.C. State (8)	H	L	73	75
F4	Maryland (5)	H	L	66	69
F7	Wake Forest	A	L	78	82
F9	Hofstra	H	W	91	83
F11	Duke	H	W	94	90
F18	Clemson	H	W	90	77
F21	North Carolina (3)	A	L	71	73
F25	Virginia Tech	H	W	79	75
F28	Maryland (10)	A	L	73	81
M4	N.C. State (17)	ACC N4	W	75	63
M5	Maryland (9)	ACC N4	W	73	65
M6	North Carolina (4)	ACC N4	W	67	62
M13	[13] DePaul	NCAA N5	L	60	69

1-Columbia, S.C.; 2-Roanoke, Va.; 3-Richmond, Va.; 4-Landover, Md.; 5-Charlotte, N.C.

1976-77 (12-17, 2-10 ACC)

COACH: Terry Holland

N26	Roanoke	H	W	88	48
N27	VMI	H	W	55	50
D4	Pittsburgh	A	W	62	61
D7	Pennsylvania	A	L	64	68
D29	VCU	N1	W	65	58
D30	Virginia Tech	N1	L	60	65
J3	Davidson	H	W	67	48
J5	Wake Forest (10)	A	L	63	67
J8	North Carolina (6)	A	L	67	91
J10	William & Mary	H	L	65	71
J12	Virginia Tech	N2	W	55	50
J15	N.C. State	H	L	66	80
J17	Duke	H	Lot	74	82
J20	Delaware	H	W	74	71

J22	Clemson	H	L	54	63
J27	Tulane	A	W	74	70
J29	N.C. State	A	L	57	73
F2	Maryland	A	L	67	82
F5	Wake Forest (5)	H	L	72	80
F7	Hofstra	A	Lot	69	76
F9	Duke	A	L	49	65
F12	Old Dominion	H	L	63	71
F16	Clemson (18)	A	W	71	65
F20	North Carolina (13)	H	L	64	66
F23	Virginia Tech	N2	L	61	71
F26	Maryland	H	W	77	68
M3	Wake Forest (16)	ACC N3	W	59	57
M4	Clemson (18)	ACC N3	W	72	60
M5	North Carolina (6)	ACC N3	L	69	75

1-Richmond, Va.; 2-Hampton, Va.; 3-Greensboro, N.C.

1977-78 (20-8, 6-6 ACC)

COACH: Terry Holland

N25	James Madison	H	W	83	63
N26	VMI	H	W	90	70
N30	Randolph-Macon	H	W	68	55
D3	Old Dominion	A	W	86	67
D7	Pennsylvania	H	W	70	63
D29	[16] Temple	N1	W	66	55
D30	[16] Southern California	N1	W	85	82
J4	[13] Wake Forest	H	W	67	60
J7	[13] North Carolina (2)	H	L	61	76
J11	[15] Delaware	A	W	71	59
J14	[15] N.C. State (16)	A	W	74	68
J16	[15] Penn State	H	W	83	56
J18	[13] Virginia Tech	N2	W	66	62
J21	[13] Clemson	A	Lot	70	79
J25	[18] Duke (11)	H	W	74	73
J28	[18] N.C. State	H	Wot	81	73
F1	[11] Maryland	H	W	66	64
F4	[11] Wake Forest	A	L	62	74
F8	[13] Duke	A	L	75	100
F10	[13] Richmond	N3	W	68	42
F11	[13] Virginia Tech	N3	W	76	68
F15	[17] Clemson	H	L	55	63
F18	[17] North Carolina (11)	A	L	54	71
F20	[17] William & Mary	A	W	62	49
F22	Tulane	H	W	91	70
F25	Maryland	A	W	79	70
M1	Wake Forest	ACC N4	L	61	72
M8	Georgetown	NIT H	Lot	68	70

1-New Orleans, La.; 2-Roanoke, Va.; 3-Richmond, Va.; 4-Greensboro, N.C.

1978-79 (19-10, 7-5 ACC)

COACH: Terry Holland

N24	James Madison	H	W	71	58
N25	VCU	H	W	81	60
N27	Johns Hopkins	H	W	79	54
N29	Pennsylvania	A	L	78	80
D2	Old Dominion	H	L	61	65
D5	Randolph-Macon	H	W	99	60
D28	Providence	N1	W	106	68
D29	Alabama	N1	L	69	71
J3	Wake Forest	A	W	88	75
J6	North Carolina (3)	A	L2ot	74	86
J10	William & Mary	H	W	95	56
J13	N.C. State (8)	H	W	67	62
J15	Delaware	H	W	99	81
J17	Virginia Tech	N2	W	93	78
J20	Clemson	H	W	61	54
J24	Duke (7)	H	L	66	84
J27	N.C. State (20)	A	L	67	87
J29	Temple (16)	H	W	73	71
J31	Maryland (17)	A	W	69	63
F3	Wake Forest	H	W	83	76
F6	Duke (3)	A	L	63	64
F10	Virginia Tech	N3	W	78	72
F14	Clemson	A	W	72	68
F17	North Carolina (4)	H	L	57	66
F21	William & Mary	A	W	44	40
F24	Maryland	H	W	75	72
M1	N.C. State	ACC N4	L	78	82
M7	Northeastern La.	NIT H	W	79	78
M12	Alabama	NIT N5	L	88	90

1-New Orleans, La.; 2-Richmond, Va.; 3-Roanoke, Va.; 4-Greensboro, N.C.; 5-New York, N.Y.

1979-80 (24-10, 7-7 ACC)

COACH: Terry Holland

N30	[13] Johns Hopkins	H	W	93	58
D1	[13] Georgia Tech	H	W	55	37

D3	[13] Randolph-Macon	H	W	76	55
D5	[13] Temple	A	W	58	52
D15	[13] BYU-Hawaii	A	W	82	64
D18	[12] Chaminade	A	W	79	54
D21	[12] San Jose State	N1	L	79	83
D22	[12] Army	N1	W	84	60
D28	[14] VCU	N2	W	89	72
D29	[14] Old Dominion	N2	W	79	58
J2	[13] Wake Forest	H	W	64	59
J5	[13] North Carolina (6)	H	W	88	82
J7	[13] Delaware	H	W	82	55
J12	[8] N.C. State	A	L	56	64
J14	[8] Virginia Tech	N2	W	65	58
J16	[12] Pennsylvania	H	W	69	39
J19	[12] Clemson (17)	A	L	68	88
J23	[17] Duke (3)	A	W	90	84
J26	[17] N.C. State	H	W	49	47
J27	[17] Ohio State (4)	A	L	65	70
J30	[13] Maryland (12)	H	L	61	63
F2	[13] Wake Forest	A	L	77	79
F6	[18] Duke (10)	H	W	73	69
F9	[18] Georgia Tech	A	L	61	62
F13	Clemson (10)	H	W	89	87
F16	North Carolina (11)	A	L	51	68
F20	William & Mary	H	W	63	55
F23	Maryland (9)	A	L	71	82
F28	Clemson (17)	ACC N3	L	49	57
M5	Lafayette	NIT H	W	67	56
M10	Boston College	NIT H	W	57	55
M13	Michigan	NIT H	W	79	68
M17	UNLV	NIT N4	W	90	71
M19	Minnesota	NIT N4	W	58	55

1-Santa Clara, Calif.; 2-Richmond, Va.; 3-Greensboro, N.C.; 4-New York, N.Y.

1980-81 (29-4, 13-1 ACC)

COACH: Terry Holland

N28	[8] Bucknell	H	W	64	45
N29	[8] VCU	H	W	77	62
D3	[7] Randolph-Macon	H	W	83	52
D6	[7] William & Mary	A	W	88	68
D12	[6] Duke	A	W	91	79
D22	[5] Baltimore	H	W	103	62
D30	[3] James Madison	A	W	53	52
J3	[3] Virginia Tech	N1	W	64	51
J5	[3] Delaware	A	W	88	69
J7	[3] N.C. State	H	W	63	55
J10	[3] North Carolina (16)	H	W	63	57
J14	[2] Maryland (10)	A	W	66	64
J17	[2] Georgia Tech	A	W	85	48
J19	[2] Clemson (19)	A	W	74	59
J21	[2] George Washington	H	W	86	56
J25	[2] Ohio State	H	W	89	73
J28	[1] Wake Forest (6)	H	W	83	73
J31	[1] Duke	H	W	68	47
F3	[1] North Carolina (11)	A	Wot	80	79
F11	[1] N.C. State	A	W	51	46
F14	[1] Clemson	H	W	73	58
F16	[1] Georgia Tech	H	W	83	42
F22	[1] Notre Dame (11)	N2	L	56	57
F25	[3] Wake Forest (12)	A	Lot	66	73
F28	[3] Maryland (17)	H	W	74	63
M5	[4] Georgia Tech	ACC N3	W	76	47
M6	[4] Maryland (20)	ACC N3	L	62	85
M15	[5] Villanova	NCAA N4	W	54	50
M19	[5] Tennessee (15)	NCAA N5	W	62	48
M21	[5] Brigham Young (16)	NCAA N5	W	74	60
M28	[5] North Carolina (6)	NCAA N6	L	65	78
M30	[5] LSU (4)	NCAA N6	W	78	74

1-Roanoke, Va.; 2-Chicago, Ill.; 3-Landover, Md.; 4-Charlotte, N.C.; 5-Atlanta, Ga.; 6-Philadelphia, Pa.

1981-82 (30-4, 12-2 ACC)

COACH: Terry Holland

N21	[7] Brigham Young	N1	W	63	61
N27	[7] Fairfield	H	W	107	66
N29	[7] George Mason	H	W	76	57
D2	[5] Randolph-Macon	H	W	82	50
D5	[5] VMI	A	W	76	49
D9	[5] Duke	H	W	92	83
D19	[5] Chaminade	A	W	75	59
D21	[5] BYU-Hawaii	A	W	118	84
D29	[3] Richmond	N2	W	74	43
D30	[3] James Madison	N2	W	57	44
J2	[3] James Madison	H	W	73	65
J6	[2] Notre Dame	N3	W	87	54
J9	[2] North Carolina (1)	A	L	60	65

J12	[3] Maryland	H	Wot	45	40
J14	[3] Wagner	H	W	99	67
J16	[3] Georgia Tech	H	W	79	60
J17	[3] Clemson	H	W	89	60
J20	[3] George Washington	A	W	80	54
J24	[3] Louisville (17)	A	W	74	56
J27	[3] Wake Forest (18)	A	W	69	66
J30	[3] Duke	A	W	77	65
F3	[3] North Carolina (2)	H	W	74	58
F6	[3] Virginia Tech	N4	W	80	66
F10	[1] N.C. State	A	W	39	36
F13	[1] Clemson	A	W	56	54
F15	[1] Georgia Tech	A	W	56	52
F20	[1] N.C. State	H	W	45	40
F24	[1] Wake Forest (18)	H	W	84	66
F27	[1] Maryland	A	Lot	46	47
M5	[3] Clemson	<i>ACC</i> N5	W	56	54
M6	[3] Wake Forest (16)	<i>ACC</i> N5	Wot	51	49
M7	[3] North Carolina (1)	<i>ACC</i> N5	L	45	47
M14	[3] Tennessee	<i>NCAA</i> N6	W	54	51
M18	[3] UAB (17)	<i>NCAA</i> N7	L	66	68

YEAR-BY-YEAR RESULTS



2019-20 UVA MEN'S BASKETBALL

F18	Houston (4)	A	L	65	74
F21	Clemson	H	W	77	70
F25	N.C. State	A	W	74	63
F29	Wake Forest (17)	H	W	65	61
M4	Maryland (19)	A	L	65	74
M9	Wake Forest (19)	ACC N3	L	51	63
M16	Iona	NCAA N5	W	58	57
M18	Arkansas (8)	NCAA N5	Wot	53	51
M22	Syracuse (18)	NCAA N6	W	63	55
M24	Indiana	NCAA N6	W	50	48
M31	Houston (5)	NCAA N7	Lot	47	49

1-San Diego, Calif.; 2-Roanoke, Va.; 3-Greensboro, N.C.;
4-Richmond, Va.; 5-East Rutherford, N.J.; 6-Atlanta, Ga.;
7-Seattle, Wash.

1984-85 (17-16, 3-11 ACC)

COACH: Terry Holland

N23	Providence	N1	Lot	71	75
N24	Davidson	N1	W	69	65
N30	Loyola (Md.)	H	W	72	60
D1	Richmond	H	W	57	52
D3	VMI	A	W	68	57
D5	William & Mary	A	L	53	54
D8	Duke (4)	A	L	65	78
D20	Randolph-Macon	H	W	69	53
D27	Penn State	N2	W	66	54
D28	Alabama	N2	L	48	54
J2	Virginia Tech	N3	W	67	59
J5	Duke (2)	H	L	58	63
J8	N.C. State	A	L	45	51
J12	North Carolina (5)	H	L	61	65
J15	Pennsylvania	A	W	60	50
J19	Clemson	A	L	62	82
J21	Georgia Tech (17)	A	L	46	49
J26	Wake Forest	H	W	58	56
J27	Arkansas	H	W	54	52
J30	Maryland (17)	A	L	58	71
F4	George Washington	H	W	51	42
F7	North Carolina (15)	A	L	73	82
F9	Louisville	H	W	74	65
F14	Rollins	H	W	84	39
F16	Georgia Tech (6)	H	W	62	55
F20	Clemson	H	W	69	66
F24	N.C. State	H	L	55	57
F27	Wake Forest	A	L	65	68
M3	Maryland	H	L	55	60
M8	Georgia Tech (9)	ACC N4	L	48	55
M14	West Virginia	NIT N	W	56	55
M18	St. Joseph's (Pa.)	NIT H	W	68	61
M23	Tennessee	NIT A	L	54	61

1-Kona, Hawaii; 2-New Orleans, La.; 3-Norfolk, Va.;
4-Atlanta, Ga.

1985-86 (19-11, 7-7 ACC)

COACH: Terry Holland

N23	Houston	N1	W	92	77
N30	Towson	H	W	68	55
D1	VCU	H	Wot	79	75
D4	VMI	H	W	101	58
D7	Duke (3)	A	L	64	72
D10	Virginia Tech	N2	L	66	84
D20	Old Dominion	N3	W	68	61
D21	Richmond	N3	L	46	58
D27	Long Island	N4	W	71	52
D28	Loyola (Ill.)	N4	W	71	70
J2	Hartford	H	W	73	54
J4	Georgia Tech (6)	H	L	61	64
J8	William & Mary	H	W	67	47
J11	Clemson	A	W	83	81
J14	Pennsylvania	H	W	81	52
J19	Maryland	H	W	70	49
J22	Wake Forest	H	W	54	47
J25	N.C. State	A	L	53	55
J30	North Carolina (1)	H	W	86	73
F6	Duke (4)	H	L	65	77
F9	Missouri	A	W	64	62
F12	Wake Forest	A5	W	69	53
F15	Georgia Tech (5)	A	L	55	62
F19	N.C. State (20)	H	W	69	60
F22	Clemson	H	W	82	69
F26	North Carolina (3)	A	L	79	85
M1	Maryland	A	L	72	87
M7	N.C. State (20)	ACC N5	W	64	62
M8	Duke (1)	ACC N5	L	70	75
M13	DePaul	NCAA N5	L	68	72

1-Landover, Md.; 2-Roanoke, Va.; 3-Richmond, Va.;
4-Rochester, N.Y.;
5-Greensboro, N.C.

1986-87 (21-10, 8-6 ACC)

COACH: Terry Holland

N21	Temple	H	L	75	79
D3	VMI	H	W	81	69
D6	Southern Illinois	H	W	94	82
D7	George Mason	H	W	73	58
D10	East Tennessee St.	H	W	83	56
D20	Arkansas	A	W	78	66
D27	St. John's (N.Y.) (15)	N1	L	58	64
D29	Rutgers	N1	W	74	56
J3	Duke (20)	H	L	63	70
J5	Brown	H	W	92	70
J7	Missouri	H	W	66	50
J10	Maryland	A	W	71	64
J14	North Carolina (3)	H	L	80	95
J17	Villanova	H	W	88	59
J19	Jacksonville	A	W	82	81
J22	Georgia Tech	A	W	61	58
J24	Wake Forest	H	W	78	63
J28	N.C. State	H	W	61	60
J31	Clemson (14)	A	L	83	89
F4	Duke (16)	A	L	61	75
F8	North Carolina (3)	A	Lot	73	74
F11	Virginia Tech	N2	W	91	73
F14	Clemson (12)	H	Lot	90	94
F16	Dayton	A	W	74	67
F18	Georgia Tech	H	W	60	58
F22	N.C. State	A	W	72	65
F25	Wake Forest	A3	W	59	45
M1	Maryland	H	W	82	77
M6	Georgia Tech	ACC N4	W	55	54
M7	North Carolina (2)	ACC N4	L2ot	82	84
M12	Wyoming	NCAA N5	L	60	64

1-New York, N.Y.; 2-Richmond, Va.; 3-Greensboro, N.C.;
4-Landover, Md.; 5-Salt Lake City, Utah

1987-88 (13-18, 5-9 ACC)

COACH: Terry Holland

N27	Columbia	H	W	83	58
N28	Rhode Island	H	L	73	76
D3	UNC-Wilmington	H	W	87	51
D6	Connecticut	A1	W	72	59
D9	Dayton	H	W	69	50
D12	Arkansas	A	L	52	66
D18	Old Dominion	N2	L	72	74
D19	VCU	N2	L	66	75
D23	Oklahoma (12)	N3	L	61	109
D24	Georgia	N3	W	87	54
D26	Chaminade	A	W	66	58
J2	Villanova	A	L	54	63
J6	Radford	H	W	65	56
J9	Duke (9)	H	L	59	77
J10	Clemson	H	W	77	75
J16	North Carolina (2)	A	L	62	87
J20	Maryland	H	W	84	72
J23	Georgia Tech	H	W	58	55
J27	Virginia Tech	N4	L	64	66
J30	Wake Forest	H	W	69	64
F1	Jacksonville	H	W	77	52
F3	N.C. State	A	L	69	75
F7	Houston	A	L	58	81
F14	North Carolina (6)	H	L	58	64
F17	Duke (6)	A	L	54	73
F21	Clemson	A	L	62	65
F25	Georgia Tech (20)	A	L	71	76
F27	N.C. State (18)	H	L	63	64
M2	Wake Forest	A	W2ot	69	67
M5	Maryland	A	L	63	69
M11	Duke (8)	ACC N5	L	48	60

1-Hartford, Conn.; 2-Richmond, Va.; 3-Honolulu, Hawaii;
4-Roanoke, Va.; 5-Greensboro, N.C.

1988-89 (22-11, 9-5 ACC)

COACH: Terry Holland

N25	Dartmouth	H	W	99	73
N26	Marquette	H	W	80	63
N30	Arkansas	H	W	75	65
D3	Towson	H	W	87	79
D6	Fairleigh Dickinson	H	W	88	61
D10	Connecticut (18)	H	L	61	68
D19	Jacksonville	H	W	86	81
D21	UC-Irvine	H	Wot	99	89
D28	Seton Hall (13)	N1	L	67	84
D29	Mississippi State	N1	L	84	86
J4	Louisville (13)	A	L	71	74
J7	Duke (1)	H	L	76	84
J11	Clemson	A	L	70	88
J15	North Carolina (8)	H	W	106	83

J17	Maryland	A	Wot	64	58
J25	Virginia Tech	N2	Wot	113	106
J28	Wake Forest	H	W	88	69
F1	N.C. State (13)	H	W	91	71
F6	Georgia Tech	H	W	78	71
F8	Duke (14)	A	L	66	85
F12	North Carolina (6)	A	L	67	85
F16	VMI	H	W	92	79
F18	Clemson	H	W	85	83
F22	Georgia Tech	A	L	65	73
F26	N.C. State (17)	A	W	76	75
M1	Wake Forest	A3	W	81	72
M5	Maryland	H	W	86	59
M10	Clemson	ACC N4	W	90	73
M11	Duke (7)	ACC N4	L	58	69
M16	Providence	NCAA N5	W	100	97
M18	Middle Tennessee	NCAA N5	W	104	88
M23	Oklahoma (4)	NCAA N6	W	86	80
M25	Michigan (10)	NCAA N6	L	65	102

1-New Orleans, La.; 2-Richmond, Va.; 3-Greensboro, N.C.;
4-Atlanta, Ga.; 5-Nashville, Tenn.; 6-Lexington, Ky.

1989-90 (20-12, 6-8 ACC)

COACH: Terry Holland

N24	Northeastern	H	W	82	60
N25	Marshall	H	W	83	63
N28	Samford	H	W	87	61
D1	Davidson	A	W	71	57
D3	Vanderbilt	A	L	64	68
D7	Villanova	N1	W	73	65
D9	Houston	H	W	72	54
D20	VCU	N2	W	63	46
D21	Richmond	N2	W	69	57
J6	Duke (13)	A	L	68	76
J9	Clemson	H	L	70	76
J13	North Carolina	A	L	70	92
J15	VMI	H	W	89	78
J17	Maryland	H	L	72	74
J21	Georgia Tech (11)	H	Wot	81	79
J24	Virginia Tech	N3	W	77	59
J28	Wake Forest	A	Wot	71	70
J31	N.C. State	A	L	58	84
F3	Marquette	A	Wot	96	91
F8	Duke (4)	H	W	72	69
F10	Clemson	A	L	63	74
F14	North Carolina	H	W	81	80
F17	Louisville (18)	H	L	56	72
F22	Georgia Tech (8)	A	W	73	71
F25	N.C. State	H	W	77	71
M1	Wake Forest	H	L	50	51
M3	Maryland	A	L	74	89
M9	North Carolina	ACC N4	Wot	92	85
M10	Clemson (17)	ACC N4	W	69	66
M11	Georgia Tech (14)	ACC N4	L	61	70
M16	Notre Dame	NCAA N2	W	75	67
M18	Syracuse (6)	NCAA N2	L	61	63

1-East Rutherford, N.J.; 2-Richmond, Va.; 3-Roanoke, Va.;
4-Charlotte, N.C.



Jeff Jones

8 Seasons (1990-98)

146-104 (.584)/59-67 ACC

5 NCAA Appearances (6-5)

1 NIT Appearance (5-0)

1 NIT Title (1992)

1990-91 (21-12, 6-8 ACC)

COACH: Jeff Jones

N23	[18] Siena	N1	W	80	77
N24	[18] South Carolina	N1	W	65	59
N26	[18] UCLA (12)	N1	L	74	89
N30	[16] New Orleans	H	L	55	60
D1	[16] Winthrop	H	W	93	47
D3	[16] Pittsburgh (11)	N2	W	84	80
D8	[21] Vanderbilt	H	W	70	56
D20	[19] Marshall	A	W	74	60
D29	[19] Minnesota	A	W	79	72
J2	[18] Marquette	A	W	94	88
J5	[18] Duke (8)	H	W	81	64
J8	[13] Clemson	A	W	82	78
J12	[13] North Carolina (5)	H	L2ot	86	89
J16	[14] Maryland	A	W	76	62
J19	[14] Georgia Tech	A	L	51	78
J21	[14] Davidson	H	W	71	47
J23	[18] Virginia Tech	N2	W	86	61
J26	[18] Notre Dame	A	W	68	67
J29	[15] N.C. State	H	W	104	72

F2	[15] Wake Forest	H	W	83	80
F4	[15] Radford	H	W	87	54
F7	[11] Duke (6)	A	L	74	86
F9	[11] North Carolina (9)	A	L	58	77
F10	[11] Wake Forest	A	L	66	74
F13	[19] Fairfield	H	W	84	52
F16	[19] Clemson	H	W	57	47
F19	[20] Georgia Tech	H	L	60	73
F23	[20] N.C. State	A	L	76	83
F25	[20] Towson	H	W	72	49
M2	[25] Maryland	H	Lot	74	78
M8	Wake Forest	ACC	N3	W	70
M9	North Carolina (7)	ACC	N3	L	71
M14	Briham Young	NCAA	N4	L	48



YEAR-BY-YEAR RESULTS

1993-94 (18-13, 8-8 ACC)

COACH: Jeff Jones

N29	[12] Connecticut	H	L	36	77
D1	[12] William & Mary	H	W	84	71
D4	[12] Rice	H	W	59	51
D9	[22] Coppin State	H	W	63	61
D11	[22] Old Dominion	A	L	69	76
D22	Stanford	A	L	72	84
D28	Minnesota (16)	H	W	62	57
D30	Liberty	H	W	62	49
J3	UNLV	A	W	59	39
J6	Florida State	H	W	84	64
J9	N.C. State	H	W	79	58
J12	Clemson	A	W	64	57
J15	Duke (2)	H	L	58	66
J19	North Carolina (4)	H	W	81	77
J23	Georgia Tech (17)	A	L	70	74
J26	Wake Forest	A	W	61	59
F2	Maryland (21)	H	W	73	66
F6	Florida State	A	L	64	100
F9	N.C. State	A	L	54	67
F12	Clemson	H	W	52	44
F16	Duke (6)	A	L	54	84
F19	North Carolina (2)	A	L	56	69
F22	Georgia Tech (23)	H	Wot	73	72
F26	Wake Forest	H	L	45	63
M3	Virginia Tech	N1	W	70	61
M5	Maryland	A	L	68	70
M11	Maryland	ACC N2	W	69	63
M12	Duke (5)	ACC N2	W	66	61
M13	North Carolina (4)	ACC N2	L	66	73
M18	New Mexico	NCAA N3	W	57	54
M20	Arizona (9)	NCAA N3	L	58	71

1-Roanoke, Va.; 2-Charlotte, N.C.; 3-Sacramento, Calif.

1994-95 (25-9, 12-4 ACC)

COACH: Jeff Jones

N16	[14] Old Dominion	H	W	83	80
N18	[14] Ohio	H	L	83	94
N30	[23] North Carolina A&T	H	W	94	50
D3	[23] Towson	H	W	94	66
D6	[20] Vanderbilt	A	L	65	70
D8	[20] Bethune-Cookman	H	W	109	49
D10	[20] Rice	A	W	67	50
D19	[22] VMI	H	W	100	73
D22	[22] Stanford	H	L	60	64
J4	Florida State	A	W	81	75
J7	N.C. State	A	W	76	65
J11	Clemson (18)	H	W	61	37
J14	Duke (16)	A	W2ot	91	88
J18	[18] North Carolina (3)	A	L	76	79
J22	[18] Georgia Tech (22)	H	Wot	88	85
J25	[15] Wake Forest (16)	H	L	70	71
J28	[15] George Mason	H	W	128	98
F1	[15] Maryland (5)	A	L	62	71
F4	[15] Florida State	H	Wot	76	63
F8	[17] N.C. State	H	W	65	55
F11	[17] Clemson	A	W	62	44
F12	[17] UNLV	H	W	75	65
F15	[16] Duke	H	W	64	58
F19	[16] North Carolina (2)	H	W	73	71
F22	[11] Georgia Tech (24)	A	W	83	60
F26	[11] Wake Forest (10)	A	L	63	66
F28	[13] Virginia Tech	N1	W	63	62
M5	[13] Maryland (6)	H	W	92	67
M10	[11] Georgia Tech	ACC N2	W	77	67
M11	[11] Wake Forest (7)	ACC N2	L	68	77
M16	[13] Nicholls State	NCAA N3	W	96	72
M18	[13] Miami (Ohio)	NCAA N3	Wot	60	54
M24	[13] Kansas (5)	NCAA N4	W	67	58
M26	[13] Arkansas (6)	NCAA N4	L	61	68

1-Richmond, Va.; 2-Greensboro, N.C.; 3-Dayton, Ohio; 4-Kansas City, Mo.

1995-96 (12-15, 6-10 ACC)

COACH: Jeff Jones

N24	[17] Tennessee-Martin	H	W	84	65
N27	[15] William & Mary	H	W	87	58
N29	[15] Kansas (2)	N1	L	66	72
D5	[15] Vanderbilt	H	L	48	61
D9	[15] Richmond	A	W	67	52
D21	[23] VCU	H	W	80	65
D28	[22] Virginia Tech (21)	N2	L	64	72
D30	[22] Liberty	H	W	76	48
J3	Florida State	H	L	64	69
J6	N.C. State	H	W	73	69
J10	Clemson (16)	A	L	79	89
J13	Duke	H	W	77	66

J17	North Carolina (10)	H	L	53	67
J20	Georgia Tech	A	L	70	90
J24	Wake Forest (9)	A	L	64	81
J28	Connecticut (4)	A3	L	46	76
F1	Maryland	H	L	72	80
F3	Florida State	A	W	64	59
F5	Old Dominion	H	W	87	49
F8	N.C. State	A	W2ot	84	82
F10	Clemson	H	W	62	51
F14	Duke	A	L	69	79
F17	North Carolina (17)	A	L	66	71
F21	Georgia Tech (23)	H	L	75	84
F24	Wake Forest (10)	H	W	67	49
M2	Maryland	A	L	71	83
M8	Wake Forest (11)	ACC N4	L	60	70

1996-97 (18-13, 7-9 ACC)

COACH: Jeff Jones

N25	South Carolina	N1	W	93	70
N26	Massachusetts (17)	N1	W	75	68
N27	Kansas (2)	N1	L	63	80
N30	George Mason	A	W	106	93
D4	[25] William & Mary	A	W	75	64
D7	[25] Clemson (12)	H	L	52	62
D18	Liberty	H	W	67	54
D21	UMBC	H	W	57	34
D23	Connecticut	A	Lot	61	64
D28	Radford	H	W	95	47
D30	Delaware	H	W	76	66
J2	Loyola (Md.)	H	W	67	61
J4	Maryland (19)	A	L	62	78
J8	Florida State	A	W	64	61
J11	North Carolina (13)	H	W	75	63
J15	Wake Forest (2)	A	L	54	58
J18	Duke (13)	A	L	59	78
J22	Georgia Tech	H	W	68	64
J28	N.C. State	H	W	56	50
J30	Richmond	H	W	83	66
F1	Florida State	H	W	73	60
F6	Georgia Tech	A	L	53	66
F8	North Carolina (20)	A	L	57	81
F11	Duke (6)	H	L	61	62
F15	Clemson (7)	A	L	65	71
F19	N.C. State	A	W	55	46
F22	Wake Forest (4)	H	L	60	66
F25	Virginia Tech	N2	W	58	57
M2	Maryland (16)	H	W	81	74
M7	North Carolina (5)	ACC N3	L	68	73
M13	Iowa	NCAA N4	L	60	73

1-Lahaina, Maui, Hawaii; 2-Richmond, Va.; 3-Greensboro, N.C.; 4-Salt Lake City, Utah

1997-98 (11-19, 3-13 ACC)

COACH: Jeff Jones

N16	Richmond	A	L2ot	79	83
N19	William & Mary	H	W	59	45
N22	George Mason	H	W	60	45
N25	Delaware	A	W	64	57
D2	Appalachian State	H	W	62	54
D6	Duke (1)	A	L	59	103
D10	Connecticut (13)	H	L	63	74
D13	VCU	N1	W	73	67
D22	VMI	H	W	92	55
D27	Nebraska	N2	L	65	80
D29	Brigham Young	N2	W	72	54
D30	New Mexico State	N2	Lot	82	87
J4	Wake Forest	N1	Wot	73	64
J7	Liberty	H	L	64	69
J10	North Carolina (1)	A	L	73	81
J12	Virginia Tech	N3	W	69	55
J15	Georgia Tech	H	L	65	83
J18	N.C. State	H	W	59	56
J20	Clemson (25)	A	L	52	69
J24	Duke (1)	H	L	65	72
J27	Wake Forest	A	L	55	62
F1	Maryland (23)	A	L	70	77
F4	Florida State	H	L	63	71
F11	North Carolina (1)	H	L	45	60
F14	Georgia Tech	A	L	86	105
F18	N.C. State	A	L	55	74
F21	Clemson	H	Wot	78	74
F24	Maryland	H	L	66	74
F28	Florida State	A	L	63	88
M5	Duke (1)	ACC N4	L	41	63

1-Richmond, Va.; 2-Honolulu, Hawaii; 3-Roanoke, Va.; 4-Greensboro, N.C.



Pete Gillen

7 Seasons (1998-2005)

118-93 (.559)/45-67 ACC
1 NCAA Appearance (0-1)
4 NIT Appearances (2-4)

1998-99 (14-16, 4-12 ACC)

COACH: Pete Gillen

N13	VCU	N1	W	86	70
N20	Arkansas (19)	N2	L	83	85
N21	Wisconsin	N2	L	56	66
N22	Washington State	N2	W	62	53
N25	Hampton	H	W	116	66
N28	Elon	H	W	106	71
D1	Florida State	H	L	69	72
D5	New Hampshire	H	W	93	52
D8	Liberty	H	W	95	70
D12	St. John's (N.Y.) (18)	H	L	68	95
D22	VMI	H	W	82	64
D27	Delaware	H	W	72	64
D30	Loyola (Md.)	A	W	89	70
J2	Wake Forest	A	L	53	69
J7	Maryland (5)	H	L	66	71
J10	Duke (2)	A	L	69	115
J14	N.C. State	A	L	72	82
J17	Clemson (25)	H	W	65	58
J21	North Carolina (10)	A	L	47	71
J23	Georgia Tech	H	L	65	77
J27	Virginia Tech	N1	W	64	55
J30	Florida State	A	W	67	60
F3	Wake Forest	H	W	64	54
F6	Maryland (7)	A	L	72	88
F11	Duke (1)	H	L	54	100
F14	N.C. State	H	Wot	82	79
F17	Clemson	A	L	65	88
F20	North Carolina (14)	H	L	66	67
F25	Georgia Tech	A	Lot	68	74
M4	Duke (1)	ACC N3	L	67	104

1-Richmond, Va.; 2-Fairbanks, Alaska; 3-Charlotte, N.C.

1999-00 (19-12, 9-7 ACC)

COACH: Pete Gillen

N19	Elon	H	W	97	66
N21	VMI	H	W	98	57
N25	South Carolina	N1	L	71	73
N26	Providence	N1	W	80	64
N27	Arizona State	N1	W	70	64
N30	Minnesota	A	L	62	74
D4	St. John's	A	L	63	85
D8	Loyola (Md.)	H	W	98	67
D10	Hampton	A	W	102	56
D21	Richmond	A	W	69	65
D28	Belmont	H	W	94	74
J2	Dartmouth	H	W	89	50
J5	Duke (7)	H	Lot	100	109
J8	Georgia Tech	H	W	83	65
J12	N.C. State	A	L	62	65
J15	Clemson	A	W	98	91
J18	North Carolina (21)	H	W	87	85
J24	Virginia Tech	N2	Wot	71	66
J26	Florida State	H	W	86	81
J30	Wake Forest	A	W	76	67
F2	Maryland (25)	A	L	79	91
F5	Duke (3)	A	L	86	106
F9	Georgia Tech	A	L	47	68
F12	N.C. State	H	W	88	82
F15	Clemson	H	W	76	62
F20	North Carolina	A	W	90	76
F26	Florida State	A	L	64	71
M2	Wake Forest	H	L	75	80
M4	Maryland (17)	H	Wot	89	87
M10	N.C. State	ACC N3	L	65	76
M15	Georgetown	NIT H	L3ot	111	115

1-Bayamon, Puerto Rico; 2-Richmond, Va.; 3-Charlotte, N.C.

2000-01 (20-9, 9-7 ACC)

COACH: Pete Gillen

N17	[25] Long Island	H	W	96	50
N20	[25] Coastal Carolina	H	W	117	78
N24	[25] Virginia Tech	A	W	64	48
N29	[21] Purdue	H	W	98	79
D4	[16] VMI	A	W	89	70
D6	[16] Ohio	H	W	90	71
D19	[14] Tennessee (4)	N1	W	107	89
D23	[14] UMBC	H	W	85	69
D28	[8] Bucknell	H	W	99	49
D30	[8] Dartmouth	A	W	102	56
F2	[8] Wake Forest (4)	A	L	73	96
J6	[8] N.C. State	H	W	88	81
J9	[10] Georgia Tech	H	L	68	73
J13	[10] Duke (2)	A	L	61	103
J16	[13] Florida State	H	W	89	71
J20	[13] Missouri (20)	H	W	85	72
J24	[13] North Carolina (5)	A	L	81	88
J27	[13] Clemson	A	W	104	7

YEAR-BY-YEAR RESULTS



2002-03 (16-16, 6-10 ACC)

COACH: Pete Gillen

N22	Long Island	H	W	90	86
N25	Chaminade	N1	W	86	72
N26	Kentucky (15)	N1	W	75	61
N27	Indiana (19)	N1	L	63	70
D4	[22] Michigan St. (21)	A	L	75	82
D17	East Tennessee State	H	W	84	76
D19	Gardner-Webb	H	W	72	65
D21	Rutgers	A	W	61	57
D28	Georgetown	H	W	79	75
D30	Liberty	H	W	77	58
J2	Wofford	H	W	87	65
J5	N.C. State	A	L	63	75
J11	North Carolina	H	W	79	72
J15	Duke (1)	A	L	93	104
J18	Clemson	A	L	77	78
J21	Virginia Tech	A	L	55	73
J23	Wake Forest (17)	H	W	85	75
J29	Florida State	H	W	85	72
F1	Georgia Tech	A	L	60	80
F6	Maryland (8)	A	W	86	78
F9	N.C. State	H	W	61	58
F12	North Carolina	A	L	67	81
F15	Duke (8)	H	L	59	78
F18	Clemson	H	L	64	73
F23	Wake Forest (10)	A	L	71	75
F26	Ohio	A	L	72	78
M1	Florida State	A	L	59	73
M5	Georgia Tech	H	L	73	90
M9	Maryland (13)	H	Wot	80	78
M14	Duke (12)	ACC N2	L	76	83
M19	Brown	NIT H	W	89	73
M24	St. John's	NIT A	L	63	73

1-Lahaina, Maui, Hawaii; 2-Greensboro, N.C.

2003-04 (18-13, 6-10 ACC)

COACH: Pete Gillen

N23	Mount St. Mary's	H	W	80	71
N28	Virginia Tech	H	W	80	65
N30	High Point	H	W	79	64
D3	Minnesota	H	W	86	78
D5	VMI	A	W	78	56
D16	James Madison	H	W	90	80
D19	Loyola Marymount	A	W	76	68
D22	Coastal Carolina	H	W	89	74
D28	N.C. State	A	L	69	86
D31	Iowa State	H	W	85	74
J3	Providence	H	L	69	84
J5	William & Mary	H	W	84	71
J11	Duke (2)	H	L	71	93
J15	Georgia Tech (12)	A	L	57	75
J18	Florida State	H	Wot	76	67
J20	Clemson	H	W	61	50
J24	North Carolina (7)	A	L	77	96
J31	Wake Forest (19)	A	L	78	91
F4	Maryland	H	L	67	71
F7	N.C. State	H	L	63	79
F11	Duke (1)	A	L	75	93
F14	Georgia Tech (15)	H	W	82	80
F17	Florida State	A	L	57	76
F21	Clemson	A	W	58	55
F24	North Carolina (12)	H	W	74	72
M2	Wake Forest (11)	H	W	84	82
M7	Maryland	A	L	61	70
M11	Clemson	ACC N1	Wot	83	79
M12	Duke (5)	ACC N1	L	74	84
M17	George Washington	NIT H	W	79	66
M20	Villanova	NIT A	L	63	73

1-Greensboro, N.C.

2004-05 (14-15, 4-12 ACC)

COACH: Pete Gillen

N19	Robert Morris	H	W	88	55
N21	Arizona (10)	H	W	78	60
N24	Appalachian State	H	W	77	60
N28	Richmond	H	W	85	58
D1	[24] Northwestern	A	W	48	44
D3	[24] Auburn	N1	W	89	87
D6	[19] Iowa State	A	L	79	81
D8	[19] Furman	H	W	79	67
D23	[25] Loyola Marymount	H	Wot	79	77
J2	[25] Wake Forest (5)	H	L	70	79
J5	Western Kentucky	H	Wot	80	79
J8	Georgia Tech (9)	A	L	69	92
J12	Miami	H	L	80	91
J16	Duke (5)	A	L	66	80
J19	Maryland	A	L	68	82

J22	Clemson	H	W	81	79
J27	Virginia Tech	A	L	73	79
J29	North Carolina (3)	H	L	76	110
F2	Providence	A	L	79	98
F5	N.C. State	A	W	64	62
F9	Florida State	H	W	56	55
F12	Virginia Tech	H	W	65	60
F16	North Carolina (4)	A	L	61	85
F19	Maryland (22)	H	L2ot	89	92
F27	Wake Forest (6)	A	L	68	90
M2	N.C. State	H	L	72	82
M6	Florida State	A	L	63	68
M10	Miami	ACC N2	W	66	65
M11	Duke (5)	ACC N2	L	64	76

1-Richmond, Va.; 2-Washington, D.C.



Dave Leitao

4 Seasons (2005-09)

63-60 (.512)/27-37 ACC

1 NCAA Appearance (1-1)

1 NIT Appearance (0-1)

1 CBI Appearance (2-1)

2005-06 (15-15, 7-9 ACC)

COACH: Dave Leitao

N18	Liberty	H	W	79	44
N22	Richmond	A	W	59	43
N27	Arizona (9)	A	L	51	81
N30	Northwestern	H	W	72	57
D4	Georgia Tech	A	L	54	63
D7	Fordham	H	L	60	62
D17	Gonzaga (10)	A	L	69	80
D23	Loyola	H	W	98	59
D28	UMBC	N1	W	77	66
D31	Hartford	H	W	71	62
J2	Western Kentucky	A	L	68	78
J7	Clemson	H	W	64	58
J11	Florida State	H	Lot	82	87
J15	Virginia Tech	A	W	54	49
J19	North Carolina (24)	H	W	72	68
J24	Miami	H	W	71	51
J28	Duke (2)	A	L	63	82
F1	N.C. State	A	L	64	66
F4	Wake Forest	H	W	75	73
F7	Maryland	A	L	65	76
F11	Virginia Tech	H	Wot	81	77
F15	Longwood	H	W	91	56
F18	Florida State	A	L	62	76
F21	Boston College (11)	H	W	72	58
F25	Clemson	A	L	64	90
M1	North Carolina (13)	A	L	54	99
M5	Maryland	H	L	70	71
M9	Virginia Tech	ACC N2	W	60	56
M10	North Carolina	ACC N2	L	67	79
M14	Stanford	NIT A	L	49	65

1-Richmond, Va.; 2-Greensboro, N.C.

2006-07 (21-11, 11-5 ACC)

COACH: Dave Leitao

N12	Arizona (10)	H	W	93	90
N19	Morgan State	H	W	85	66
N22	UNC Asheville	H	W	81	64
N26	Md.-Eastern Shore	H	W	104	63
N29	[25] Purdue	A	L	59	61
D3	[25] N.C. State	H	W	67	62
D16	Hampton	H	W	91	69
D19	Appalachian State	N1	L	69	80
D20	Utah	N1	L	70	94
D21	Puerto Rico-Mayaguez	N1	W	59	52
D28	American	H	W	91	70
J3	Gonzaga	H	W	108	87
J7	Stanford	H	L	75	76
J10	North Carolina (1)	A	L	69	79
J13	Boston College	A	L	73	78
J16	Maryland	H	W	103	91
J21	Wake Forest	H	W	88	76
J24	N.C. State	A	W	71	58
J28	Clemson (19)	A	W	64	63
F1	Duke (8)	H	Wot	68	66
F3	Miami	H	W	81	70
F6	Maryland	A	W	69	65
F10	Virginia Tech	A	L	57	84
F13	Longwood	H	W	90	49
F17	Florida State	H	W	73	70
F21	[24] Miami	A	L	60	68
F24	[24] Georgia Tech	H	W	75	69
M1	Virginia Tech (21)	H	W	69	56

M3	Wake Forest	A	L	72	78
M9	N.C. State	ACC N2	L	71	79
M16	Albany	NCAA N3	W	84	57
M18	Tennessee	NCAA N3	L	74	77

1-Guaynabo, Puerto Rico; 2-Tampa, Fla.; 3-Columbus, Ohio

2007-08 (17-16, 5-11 ACC)

COACH: Dave Leitao

N11	Vermont	H	W	90	72
N14	Howard	H	W	92	53
N17	Arizona (17)	A	W	75	72
N20	[23] Drexel	H	W	72	58
N23	[23] Pennsylvania	A	W	100	85
N24	[23] Seton Hall	N1	L	60	74
N27	Northwestern	H	W	94	52
D5	Syracuse	H	L	68	70
D7	Longwood	H	W	76	57
D19	Hampton	H	W	79	65
D22	Elon	H	W	91	61
D30	Hartford	H	W	78	70
J3	Xavier	A	L	70	108
J13	Duke (9)	A	L	65	87
J16	Virginia Tech	H	Lot	69	70
J19	Boston College	H	W	84	66
J23	Florida State	A	L	67	69
J27	Georgia Tech	H	Lot	82	92
J30	Maryland	A	L	75	85
F2	Virginia Tech	A	Lot	65	72
F7	Clemson	H	L	51	82
F9	Wake Forest	A	L	64	80
F12	North Carolina (5)	H	L	74	75
F17	Boston College	A	W	79	74
F24	N.C. State	H	W	78	60
M1	Miami	A	L	93	95
M3	Georgia Tech	A	W	76	74
M5	Duke (6)	H	L	70	86
M9	Maryland	H	W	91	76
M13	Georgia Tech	ACC N2	L	76	94
M18	Richmond	CBI H	W	66	64
M24	Old Dominion	CBI H	W	80	76
M26	Bradley	CBI H	L	85	96

1-Philadelphia, Pa.; 2-Charlotte, N.C.

2008-09 (10-18, 4-12 ACC)

COACH: Dave Leitao

N16	VMI	H	W	107	97
N19	South Florida	H	W	77	75
N21	Radford	H	W	68	66
N25	Liberty	H	L	82	86
N28	Syracuse	A	L	70	73
D2	Minnesota	A	L	56	66
D17	Longwood	H	W	90	61
D20	Auburn	H	L	56	58
D23	Hampton	H	W	74	48
D28	Georgia Tech	A	Wot	88	84
J3	Xavier (22)	H	L	70	84
J6	Brown	H	W	74	50
J10	Virginia Tech	A	L	75	78
J15	North Carolina (5)	H	L	61	83
J20	Maryland	A	L	78	84
J24	Florida State	H	L	62	73
F1	Duke (1)	A	L	54	79
F4	Boston College	H	L	70	80
F7	North Carolina (3)	A	L	61	76
F10	Florida State (25)	A	L	57	68
F15	Clemson (12)	H	Wot	85	81
F18	Virginia Tech	H	W	75	61
F21	N.C. State	A	L	67	72
F26	Miami	H	L	55	62
F28	Wake Forest (13)	H	L	60	70
M3	Clemson (18)	A	L	57	75
M7	Maryland	H	W	68	63
M12	Boston College	ACC N1	L	63	76

1-Atlanta, Ga.



Tony Bennett

9 Seasons (2009-pres)

219-86 (.718)/105-51 ACC

6 NCAA Appearances (7-6)

1 NIT Appearance (2-1)

2009-10 (15-16, 5-11 ACC)

COACH: Tony Bennett

N13	Longwood	H	W	85	72
N16	South Florida	A	L	49	66
N19	Rider	H	W	79	46
N21	Oral Roberts	H	W	76	55
N24	Stanford	N1	L	52	57
N25	Cleveland State	N1	W	76	65
N30	Penn State	H	L	66	69
D7	Auburn	A	L	67	68
D21	NIJT	H	W	68	37
D23	Hampton	H	W	80	54
D30	UAB (24)	H	W	72	63
J5	Texas-Pan American	H	W	72	53
J9	N.C. State	A	W	70	62
J13	Georgia Tech (20)	H	W	82	75
J16	Miami (23)	H	W	75	57
J18	UNC-Wilmington	H	W	69	67
J23	Wake Forest	A	L	57	69
J28	Virginia Tech	H	Lot	71	76
J31	North Carolina	A	W	75	60
F3	N.C. State	H	W	59	47
F6	Wake Forest	H	Lot	61	64
F13	Virginia Tech	A	L	55	61
F15	Maryland	A	L	66	85
F17	Florida State	H	L	50	69
F20	Clemson	A	L	49	72
F23	Miami	A	L	62	74
F28	Duke (5)	H	L	49	67
M3	Boston College	A	L	55	68
M6	Maryland (22)	H	L	68	74
M11	Boston College				
M12	Duke (4)				

ACC

ACC

N2	W	68	52
N2	L	66	67



YEAR-BY-YEAR RESULTS

2011-12 (22-10, 9-7 ACC)

COACH: Tony Bennett

N13	South Carolina State	H	W	75	38
N15	Winthrop	H	W	69	48
N18	TCU	N1	L	55	57
N19	Drexel	N1	W	49	35
N21	Drake	N1	W	60	52
N25	Green Bay	H	W	68	42
N29	Michigan (14)	H	W	70	58
D3	Longwood	H	W	86	53
D6	George Mason	H	W	68	48
D18	Oregon	A	W	67	54
D21	[24] Seattle	A	W	83	77
D27	[23] Md-Eastern Shore	H	W	69	42
D30	[23] Towson	H	W	57	50
J2	[21] LSU	A	W	57	52
J7	[21] Miami	H	W	52	51
J12	[16] Duke (8)	A	L	58	61
J19	[15] Georgia Tech	A2	W	70	38
J22	[15] Virginia Tech	H	L	45	47
J26	[19] Boston College	H	W	66	49
J28	[19] N.C. State	A	W	61	60
J31	[16] Clemson	H	W	65	61
F4	[16] Florida State (21)	A	L	55	58
F8	[19] Wake Forest	H	W	68	44
F11	[19] North Carolina (5)	A	L	52	70
F14	[22] Clemson	A	L	48	60
F18	[22] Maryland	H	W	71	44
F21	[25] Virginia Tech	A	W	61	59
F25	[25] North Carolina (7)	H	L	51	54
M1	[24] Florida State (22)	H	L	60	63
M4	[24] Maryland	A	Wot	75	72
M9	N.C. State	ACC N2	L	64	67
M16	Florida (25)	NCAA N3	L	45	71

1-St. Thomas, USVI; 2-Atlanta, Ga. (Philips Arena); 3-Omaha, Neb.

2012-13 (23-12, 11-7 ACC)

COACH: Tony Bennett

N9	George Mason	A	L	59	63
N12	Fairfield	H	W	54	45
N13	Delaware	H	L	53	59
N17	Seattle	H	W	83	43
N19	Lamar	H	W	63	44
N20	North Texas	H	W	80	64
N28	Wisconsin	A	W	60	54
D1	Green Bay	H	W	67	51
D5	Tennessee	H	W	46	38
D8	Mississippi Valley State	H	W	67	39
D19	Morgan State	H	W	75	57
D22	Old Dominion	N1	L	61	63
D30	Wofford	H	W	74	39
J6	North Carolina	H	W	61	52
J9	Wake Forest	A	L	52	55
J12	Clemson	A	L	44	59
J19	Florida State	H	W	56	36
J24	Virginia Tech	A	W	74	58
J26	Boston College	H	W	65	51
J29	NC State (19)	H	W	58	55
F3	Georgia Tech	A	L	60	66
F7	Clemson	H	W	78	41
F10	Maryland	A	W	80	69
F12	Virginia Tech	H	W	73	55
F16	North Carolina	A	L	81	93
F19	Miami (2)	A	L	50	54
F24	Georgia Tech	H	W	82	54
F28	Duke (3)	H	W	73	68
M3	Boston College	A	L	52	53
M7	Florida State	A	L	51	53
M10	Maryland	H	Wot	61	58
M15	NC State	ACC N2	L	56	75
M19	Norfolk State	NIT H	W	67	56
M24	St. John's	NIT H	W	68	50
M27	Iowa	NIT H	L	64	75

1-Richmond, Va.; 2-Greensboro, N.C.

2013-14 (30-7, 16-2 ACC)

COACH: Tony Bennett

N8	[24] James Madison	H	W	61	41
N12	[25] VCU (14)	H	L	56	59
N16	[25] Davidson	N1	W	70	57
N19	[RV] Navy	H	W	67	42
N23	[RV] Liberty	H	W	75	53
N26	[RV] Hampton	H	W	69	40
N29	[RV] SMU	N2	W	76	73
N30	[RV] Missouri State	N2	W	83	63
D4	[RV] Wisconsin (8)	H	L	38	48
D7	[RV] Green Bay	A	L	72	75
D21	[RV] Northern Iowa	H	W	57	43
D23	[RV] Norfolk State	H	W	66	56
D30	Tennessee	A	L	52	87
J4	Florida State	A	W	62	50
J8	Wake Forest	H	W	74	51
J11	NC State	A	W	76	45
J13	[RV] Duke (23)	A	L	65	69
J18	[RV] Florida State	H	W	78	66
J20	[RV] North Carolina	H	W	76	61
J25	[RV] Virginia Tech	H	W	65	45
J28	[RV] Notre Dame	A	W	68	53
F2	[RV] Pittsburgh (18)	A	W	48	45
F5	[20] Boston College	H	W	77	67
F8	[20] Georgia Tech	A	W	64	45
F10	[17] Maryland	H	W	61	53
F15	[17] Clemson	A	W	63	58
F18	[14] Virginia Tech	A	W	57	53
F22	[14] Notre Dame	H	W	70	49
F26	[12] Miami	H	W	65	40
M1	[12] Syracuse (4)	H	W	75	56
M9	[5] Maryland	A	Lot	69	75
M14	[6] Florida State	ACC N3	W	64	51
M15	[6] Pittsburgh (RV)	ACC N3	W	51	48
M16	[6] Duke (7)	ACC N3	W	72	63
M21	[3] Coastal Carolina	NCAA N4	W	70	59
M23	[3] Memphis (RV)	NCAA N4	W	78	60
M28	[3] Michigan State (11)	NCAA N5	L	59	61

1-Charlotte, N.C. (Time Warner Cable Arena); 2-Corpus Christi, Tex.; 3-Greensboro, N.C.; 4-Raleigh, N.C. (PNC Arena); 5-New York, N.Y. (Madison Square Garden)

2014-15 (30-4, 16-2 ACC)

COACH: Tony Bennett

N14	[9] James Madison	A	W	79	51
N16	[9] Norfolk State	H	W	67	39
N18	[9] South Carolina State	H	W	75	55
N21	[9] George Washington (RV)	H	W	59	42
N25	[8] Tennessee State	H	W	79	36
N28	[8] La Salle	N1	W	64	56
N29	[8] Rutgers	N1	W	45	26
D3	[7] Maryland (21)	A	W	76	65
D6	[7] VCU (RV)	A	W	74	57
D18	[6] Cleveland State	H	W	70	54
D21	[6] Harvard	H	W	76	27
D30	[3] Davidson (RV)	H	W	83	72
J3	[3] Miami	A	W2ot	89	80
J7	[3] NC State	H	W	61	51
J10	[3] Notre Dame (13)	A	W	62	56
J13	[2] Clemson	H	W	65	42
J17	[2] Boston College	A	W	66	51
J22	[2] Georgia Tech	H	W	57	28
J25	[2] Virginia Tech	A	W	50	47
J31	[2] Duke (4)	H	L	63	69
F2	[3] North Carolina (13)	A	W	75	64
F7	[3] Louisville (9)	H	W	52	47
F11	[2] NC State	A	W	51	47
F14	[2] Wake Forest	H	W	61	60
F16	[2] Pittsburgh	H	W	61	49
F22	[2] Florida State	H	W	51	41
F25	[2] Wake Forest	A	W	70	34
F28	[2] Virginia Tech	H	W	69	57
M2	[2] Syracuse	A	W	59	47
M7	[2] Louisville (16)	A	L	57	59
M12	[3] Florida State	ACC N2	W	58	44
M13	[3] North Carolina (19)	ACC N2	L	67	71
M21	[6] Belmont	NCAA N3	W	79	67
M28	[6] Michigan State (23)	NCAA N3	L	54	60

1-Brooklyn, N.Y. (Barclays Center); 2-Greensboro, N.C.; 3-Charlotte, N.C. (Time Warner Cable Arena)

2015-16 (29-8, 13-5 ACC)

COACH: Tony Bennett

N13	[6] Morgan State	H	W	86	48
N16	[6] George Washington	A	L	68	73
N19	[6] Bradley	N1	W	82	57
N20	[6] Long Beach State	N1	W	87	52
N22	[6] George Mason	N1	W	83	66
N25	[12] Lehigh	H	W	80	54
D1	[10] Ohio State	A	W	64	58
D5	[10] William & Mary	H	W	67	52
D8	[10] West Virginia (14)	N2	W	70	54
D19	[8] Villanova (12)	H	W	86	75
D22	[5] California (RV)	H	Wot	63	62
D30	[5] Oakland	H	W	71	58
J2	[5] Notre Dame (RV)	H	W	77	66
J4	[4] Virginia Tech	A	L	68	70
J9	[4] Georgia Tech	A	L	64	68
J12	[13] Miami (8)	H	W	66	58
J17	[13] Florida State	A	L	62	69
J19	[13] Clemson (RV)	H	W	69	62
J24	[13] Syracuse	H	W	73	65
J26	[11] Wake Forest	A	W	72	71
J30	[11] Louisville (16)	A	W	63	47
F3	[9] Boston College	H	W	61	47
F6	[9] Pittsburgh	A	W	64	50
F9	[7] Virginia Tech	H	W	67	49
F13	[7] Duke (RV)	A	L	62	63
F15	[7] NC State	H	W	73	53
F22	[3] Miami (12)	A	L	61	64
F27	[3] North Carolina (7)	H	W	79	74
M1	[4] Clemson	A	W	64	57
M5	[4] Louisville (11)	H	W	68	46
M10	[4] Georgia Tech	ACC N3	W	72	52
M11	[4] Miami (11)	ACC N3	W	73	68
M12	[4] North Carolina (7)	ACC N3	L	57	61
M17	[4] Hampton	NCAA N4	W	81	45
M19	[4] Butler (RV)	NCAA N4	W	77	69
M25	[4] Iowa State (22)	NCAA N5	W	84	71
M27	[4] Syracuse	NCAA N5	L	62	68

1-Charleston, S.C.; 2-New York, N.Y. (Madison Square Garden); 3-Washington, D.C. (Verizon Center); 4-Raleigh, N.C. (PNC Arena); 5-Chicago, Ill. (United Center)

2016-17 (23-11, 11-7 ACC)

COACH: Tony Bennett

N11	[8] at UNC Greensboro	A	W	76	51
N15	[8] St. Francis Brooklyn	H	W	72	32
N20	[8] Yale	H	W	62	38
N22	[7] Grambling State	H	W	90	34
N25	[7] Iowa	N1	W	74	41
N26	[7] Providence	N1	W	63	52
N30	[6] Ohio State	H	W	63	61
D3	[6] West Virginia (25)	H	L	57	66
D6	[14] East Carolina	H	W	76	53
D17	[13] Robert Morris	H	W	79	39
D21	[12] California	A	W	56	52
D28	[12] Louisville (6)	A	W	61	53
D31	[12] Florida State (20)	H	L	58	60
J4	[11] Pittsburgh	A	Lot	76	88
J8	[11] Wake Forest	H	W	79	62
J14	[19] Clemson	A	W	77	73
J18	[16] Boston College	A	W	71	54
J21	[16] Georgia Tech	H	W	62	49
J24	[12] Notre Dame (14)	A	W	71	54
J29	[12] at Villanova (1)	A	L	59	61
F1	[9] Virginia Tech (RV)	H	W	71	48
F4	[9] Syracuse	A	L	62	66
F6	[12] Louisville (4)	H	W	71	55
F12	[12] Virginia Tech	A	L2ot	78	80
F15	[14] Duke (12)	H	L	55	65
F18	[14] North Carolina (10)	A	L	41	65
F20	[18] Miami (RV)	H	Lot	48	54
F25	[18] NC State	A	W	70	55
F27	[23] North Carolina (5)	H	W	53	43
M4	[23] Pittsburgh	H	W	67	42
M8	[21] Pittsburgh	ACC N2	W	75	63
M9	[21] Notre Dame (22)	ACC N2	L	58	71
M16	[24] UNC Wilmington	NCAA N3	W	76	71
M18	[24] Florida (20)	NCAA N3	L	39	65

1-Niceville, Fla.; 2-Brooklyn, N.Y. (Barclays Center); 3-Orlando, Fla. (Amway Center)

2017-18 (31-3, 17-1 ACC)

COACH: Tony Bennett

N10	[RV] UNC Greensboro	H	W	60	48
N13	[RV] Austin Peay	H	W	93	49
N17	[RV] at VCU	A	W	76	67
N19	[RV] Monmouth	H	W	73	53
N23	[RV] Vanderbilt	N1	W	68	42
N24	[RV] Rhode Island	N1	W	70	55
N27	[18] Wisconsin	H	W	49	37
D2	[18] Lehigh	H	W	75	54
D5	[15] at West Virginia (25)	A	L	61	68
D16	[16] Davidson	H	W	80	60
D19	[13] Savannah State	H	W	78	47
D22	[13] Hampton	H	W	82	48
D30	[9] Boston College	H	W	59	58
J3	[8] Virginia Tech	A	W	78	52
J6	[8] North Carolina (12)	H	W	61	49
J9	[3] Syracuse	H	W	68	61
J14	[3] NC State	H	W	68	51
J18	[2] Georgia Tech	A	W	64	48
J21	[2] Wake Forest	A	W	59	49
J23	[2] Clemson (18)	H	W	61	36
J27	[2] Duke (4)	A	W	65	63
J31	[2] Louisville (RV)	H	W	74	64
F3	[2] Syracuse	A	W	59	44
F7	[2] Florida State (RV)	A	W	59	55
F10	[2] Virginia Tech	H	Lot	60	61
F13	[1] at Miami (RV)	A	W	59	50
F21	[1] Georgia Tech	H	W	65	54
F24	[1] at Pittsburgh	A	W	66	37
M1	[1] at Louisville	A	W	67	66
M3	[1] Notre Dame	H	W	62	57
M8	[1] Louisville	ACC N1	W	75	58
M9	[1] Clemson (19)	ACC N1	W	64	58
M10	[1] North Carolina (12)	ACC N1	W	71	63
M16	[1] UMBG	NCAA N3	L	54	74

Athletics

- NCAA championships in men's basketball and men's lacrosse propelled Virginia to an eighth-place finish in the final 2018-19 Learfield IMG College Directors' Cup competition.
- Virginia posted its sixth top-10 finish in the decade and placed in the top 25 for the 13th consecutive year.
- UVA is one of 12 schools to rank in the top 30 of the final Directors' Cup standings in the 26-year existence of the program.
- In addition to the pair of NCAA championships, 21 other UVA teams – or programs with individuals representing their teams – appeared in postseason competition.
- Women's swimming and diving finished sixth at the NCAA Championships and men's tennis and women's lacrosse each advanced to the NCAA Elite Eight.
- Men's swimming and diving and rowing each placed 10th at the NCAA Championships, while men's soccer, women's soccer and field hockey each advanced to the NCAA Sweet 16.
- Women's golf placed 14th at the NCAA Championships.
- UVA captured two Atlantic Coast Conference championships and its 81 conference titles since the spring of 2002 are the most of any ACC school during that time.
- In 2018-19, UVA won ACC championships in men's lacrosse (18th overall and first since 2010) and rowing (10 consecutive and 19th in 20 years).
- Football participated in back-to-back bowl games for the first time since 2004-05, capturing the Belk Bowl with a 28-0 win over South Carolina.
- Virginia defeated Virginia Tech 12.5 to 9.5 in the Commonwealth Clash All-Sports competition between the two schools.
- Jordan Scott became the first ACC male competitor to win the indoor national title in the triple jump, while wrestler Jack Muller was the runner-up at the NCAA Championships in the 125-pound weight class.

- Tony Bennett (men's basketball), Andres Pedrosa (men's tennis), Lars Tiffany (men's lacrosse) and Bryan Fetzner (men's outdoor track & field) earned ACC Coach of the Year honors.
- Virginia's intercollegiate athletics teams won 62.3 percent of their contests in 2018-19. UVA's teams compiled an overall record of 286-172-4.

Academics

- Virginia posted a graduation rate of 92 percent in the NCAA's annual Graduation Success Rate for incoming student-athletes from 2008-11, marking its the highest mark since the report was launched in 1998.
- Chesdin Harrington (baseball), Erika Osherow (softball) and Rachael Politi (swimming & diving) received Weaver-James-Corrigan postgraduate scholarships from the ACC.
- Seven UVA sports programs were recognized by the NCAA with Public Recognition for academic excellence after scoring in the top 10 percent of their sport's Academic Progress Rates.
- Men's golf, women's basketball, women's golf, women's lacrosse, women's track and field, women's swimming and diving and volleyball teams earned the recognition based on their most recent multi-year APRs, which include the 2014-18 academic years. That total tied for the second most by UVA since the program's inception in 2004-05.
- A record total of 427 UVA student-athletes were named to the ACC Honor Roll for registering a grade point average of 3.0 or better for the full academic year.
- UVA had 105 student-athletes named to ACC All-Academic teams.

Virginia Men's Lacrosse - 2019 NCAA Champions





JAMES E. RYAN

UNIVERSITY PRESIDENT

James E. Ryan serves as the ninth president of the University of Virginia. A leading expert on law and education, Ryan has written extensively about the ways in which law structures educational opportunity. His articles and essays address such topics as school desegregation, school finance, school choice, standards and testing, pre-K, and the intersection of special education and neuroscience. Ryan is also the coauthor of the textbook "Educational Policy and the Law" and the author of "Five Miles Away, A World Apart," which was published in 2010 by Oxford University Press. Ryan's most recent book, "Wait, What? And Life's Other Essential Questions," based on his popular 2016 commencement speech, was published in 2017 by HarperOne and is a New York Times bestseller. In addition, Ryan has authored articles on constitutional law and theory and has argued before the United States Supreme Court.

Before coming to UVA, Ryan served as dean of the Harvard Graduate School of Education. In this role, Ryan increased the size, strength, and diversity of the faculty through new hires and promotions. He established the Harvard Teacher Fellows program, an innovative teacher training program for Harvard College seniors and recent alumni, and began a school-wide effort to reimagine its master's degree programs.



CARLA WILLIAMS

DIRECTOR OF ATHLETICS

In the short time since Carla Williams was named Virginia's director of athletics in October of 2017, she has made an impact on the Cavaliers athletics landscape. Quite literally.

With a background as a student-athlete, coach and administrator, Williams' approach to leading Virginia is forward thinking. Her focus is on providing opportunities for student-athletes to maximize

their college experience while establishing a culture and support system for the sport programs to compete for championships. Above all, her commitment to academic excellence is unwavering.

Williams wants student-athletes at UVA to grow, prosper and prepare themselves for their futures away from athletic competitions. To ensure that approach becomes a reality, she announced The Master Plan project in 2018 that will set the course for generations of future Hoos.

The \$180 million Master Plan addresses the immediate needs to upgrade facilities for the Cavalier football program and UVA Olympic Sports. Administrative buildings, sport performance centers and new playing surfaces will be the most visible phases of the project that also includes the demolition of University Hall.

The services and support areas encompassed within the project will have meaningful and lasting impacts on student-athletes in the form of leadership, ethics, stewardship, wellness and academic achievement.

It is a plan that is aggressive in scope, but one that Williams feels is needed to ensure UVA's place among the nation's leading athletics departments. The end result will provide student-athletes an unsurpassed experience in terms of personal development.

During her short tenure as UVA's athletics director, Williams has witnessed a revival of the Cavalier football program and a history-making performance by the men's basketball team. Under coach Bronco Mendenhall, UVA's football program has gone to back-to-back bowl games for the first time in 14 seasons and the Cavaliers capped the 2018 campaign with a shutout performance against South Carolina to win the Belk Bowl.

The Virginia men's basketball team won the program's first NCAA Championship in 2019, finishing the tournament with a run of three dramatic come-from-behind victories to cap an epic storyline after UVA exited the championship a year earlier as the first No. 1 seed to lose to a No. 16 seed.

The Cavalier men's lacrosse team captured its eighth national title in 2019 and helped UVA to an eighth-place finish in the Directors' Cup. Virginia also claimed the Capitol One Cup for men's sports in 2019, the second time it won the award since 2015.

In the classroom, UVA student-athletes have set record numbers for placement on the ACC Honor Roll, achieved highest grade point average totals in program history and been recognized by the NCAA for outstanding achievement on academic progress reports.

Williams' appointment at Virginia made her the first female African-American athletics director at a Power Five conference institution. At the time, she was the fifth active female athletics director at that level.

Prior to Virginia, Williams served as an athletics administrator at the University of Georgia for 13 years and was named deputy director of athletics in 2015. During Williams' tenure as an administrator at Georgia, its athletics teams won 16 NCAA team championships and 37 Southeastern Conference titles.

In her role as deputy director of athletics at Georgia, Williams was responsible for the day-to-day operations of the department and its \$127 million budget. She served as administrator for the Bulldogs' football and Lady Bulldogs' women's basketball programs and also had supervisory responsibility for academic support services, business operations, compliance, event management, external operations,

Ryan oversaw an expansion of professional education, including the creation of two new online certificate programs, and launched Usable Knowledge, an online resource designed to broadly disseminate actionable research findings in education. He and colleagues also embarked on an ongoing effort entitled "Fulfilling the Promise of Diversity," intended to prepare students for careers working in diverse environments, and resulting in new courses, prominent speakers, and teaching workshops related to diversity and inclusion. Under his leadership, the school surpassed its campaign goal of \$250 million more than a year ahead of schedule, and raised the largest gift in the school's history, a \$35.5 million gift to establish the Zaentz Early Education Initiative.

Before his deanship, Ryan was the Matheson & Morgenthau Distinguished Professor at the University of Virginia School of Law. He also served as academic associate dean from 2005 to 2009 and founded and directed the school's Program in Law and Public Service. While at Virginia, Ryan received an All-University Teaching Award, an Outstanding Faculty Award from the State Council of Higher Education for Virginia, and several awards for his scholarship. Ryan has been a visiting professor at Harvard, Yale, and the University of Auckland. He has also served on numerous education boards and commissions, including the U.S. Department of Education's Equity and Excellence Commission and the board of the Maya Angelou Public Charter School in Washington, D.C.

Ryan received his AB summa cum laude from Yale University and his JD from the University of Virginia, which he attended on a full scholarship and from which he graduated first in his class. After law school, Ryan clerked for William H. Rehnquist, the late Chief Justice of the United States, and then worked in Newark, N.J., as a public interest lawyer before entering into teaching. Ryan and his wife, Katie, who is also an alum of the UVA School of Law, have four children.

facilities and new construction, human resources, sports facilitators (21 sports and 15 head coaches), sports medicine, strength and conditioning, student services and ticketing. She helped to oversee \$162 million in facility additions, upgrades and improvements for the UGA athletics program.

Williams served as the Georgia Athletic Association's liaison to the president's office, provost's office, general counsel, equal opportunity office and student affairs. She also served as the athletics department's deputy Title IX officer.

Williams has the unique background of competing, coaching and administering at the highest levels of intercollegiate athletics. She was an All-SEC guard on the basketball court, then helped recruit and coach some of the greatest teams in Georgia's history before moving on to become one of the highest-ranking female administrators in Division I athletics.

Williams began her administrative career at Georgia in 2004. She served as associate athletic director (2004-2008), senior associate athletic director (2008-2011) and executive associate athletic director (2011-2015) before being promoted to deputy director of athletics.

Prior to joining the Bulldogs' staff, Williams was an assistant director of athletics at Vanderbilt (2000-03) and an associate director of athletics (2003-04). She oversaw 11 men's and women's sports as well as the Commodores' CHAMPS/Life Skills program. From 1997-1998, Williams was coordinator for student-athlete development and life skills at Florida State. While completing her Ph.D. in sport administration, Williams was also a graduate assistant for athletic academic support from 1998-2000.

Over the course of her career in intercollegiate athletics, Williams has administrative experience with each varsity sport sponsored by Virginia with the exceptions of field hockey, rowing, squash and wrestling.

Williams was instrumental in Georgia's programming to enhance the lives of its student-athletes and prepare them for a life beyond athletics, including its comprehensive "The Georgia Way" program. She also helped build ties for Bulldog alumni, including the creation of UGA's NFL alumni development program. Her involvement at Georgia included serving as a member of the student-athlete conduct committee and student wellness committee. She was involved in general campus affairs which included serving on the University's Terry College of Business board of directors and being active in numerous campus personnel search committees.

NCAA and national organization committee membership are a big part of Williams' resume. She served on the executive committee (2010-2014) for the National Association of Collegiate Directors of Athletics. She was a member of the Southeastern Conference's executive committee (2009-2011), participated on the NCAA women's basketball issues committee (2010-2014) and was an executive board member of the National Association of Collegiate Women Athletic Administrators (2007-2009).

A native of LaGrange, Ga., Williams was a three-year starter for the Lady Bulldogs from 1987-89. She finished her career with 1,115 points, 425 assists and 285 steals. Those tallies ranked No. 10, No. 2 and No. 3 among Georgia's career leaders at the completion of her career.

Williams was then an assistant coach on hall of fame coach Andy Landers' staff from 1991-96, including teams which reached the 1995 and 1996 Final Fours, finished as NCAA runner-up in 1996 and won the 1991 and 1996 SEC Championships. Following the 1995-96 season, Williams moved into administration and served as UGA's assistant director of compliance from 1996-97 before continuing her ascent up the administrative ranks at Florida State, Vanderbilt and Georgia.

Williams was an active member in her community, local schools and church and was on the board of directors for the Athens Area Community Foundation and LLL Community Group. She has served as a committee member for Oconee County School System projects and been involved in the Athens Clarke County Mentor Program.

In May 2015, Williams was recognized by the Girl Scouts of Historic Georgia as the Athens Woman of Distinction. That same year she was named one of the top-10 senior woman administrators in the NCAA by the website CollegeAD.org.

Williams and her husband Brian, who holds the title of associate professor of public policy at UVA's Frank Batten School of Leadership and Public Policy, have three children: daughters, Carmen and Camryn, and a son, Joshua.



ERIC BAUMGARTNER

ASSOCIATE ATHLETICS DIRECTOR FOR COMPLIANCE

Eric Baumgartner joined the Virginia athletics staff in October of 2011 as the associate athletics director for compliance. In 2017 he took on the role as the sport administrator for men's and women's squash.

Prior to coming to UVA, Baumgartner was the assistant athletics director for compliance at Georgia from October of 2005 to 2010 before being promoted to associate athletics director. While serving at Georgia he developed, administered and monitored compliance systems for the institution's 21 intercollegiate athletics programs. He was responsible for rules education programs for coaches, administrators, student-athletes, alumni and other university personnel.

Prior to working at Georgia, Baumgartner was an assistant director of membership services at the NCAA. His duties included helping schools interpret NCAA legislation, conducting on-campus compliance reviews and serving as the lead for NCAA athletic certification publications.

Baumgartner was the assistant athletic director for compliance at Clemson from June of 2000 through August of 2003. He developed, administered and monitored Clemson's compliance systems to maintain institutional control for the school's athletics program. He also served as the assistant athletic director for compliance at Jacksonville University from August of 1997 until June 2000.

Baumgartner earned his master's degree in sports administration from Georgia State in 1997. He earned his undergraduate degree from Virginia Tech in exercise science in 1995. He is a native of Blacksburg, Va., is married to Angela and has three kids, MacKenzie (17), Evan (17) and Benjamin (14).



JIM BOOZ

DEPUTY ATHLETICS DIRECTOR FOR ADMINISTRATION

Jim Booz joined the Virginia athletics department as deputy athletics director in December of 2017. He was the first senior staff appointment by new athletics director Carla Williams. He had previously worked with Williams at the University of Georgia and had previously worked in the athletics department at Virginia.

Before his return to UVA, Booz was a senior administrator on Georgia's athletics staff since 2011, most recently serving as an executive associate athletic director. He joined the Bulldogs athletics staff as a senior associate director of athletics and was promoted to executive associate director of athletics in July of 2016. He was directly responsible for the oversight and long-range planning of the sports medicine and compliance units and leading a team of six sport administrators.

He served as the sport administrator for multiple nationally-ranked sport teams including UGA's gymnastics and track and field and cross country programs. Additionally, Booz assisted with the day-to-day supervision of football. He was a member of Georgia's senior council and led the department's comprehensive action plan committee.

In his previous service at Virginia, Booz was as associate director of athletics for academic affairs (2007-11) and associate athletic director for compliance (2004-07).

He was responsible for oversight and long-range planning in the academic affairs area, hiring and training staff, evaluating the program and designing its content, developing and implementing policy, and developing and managing the budget. He participated in the Athletic Directors' Institute sponsored by the Division I-A Athletic Directors' Association in July of 2006.

He was involved in numerous institutional and national programs and committees at Virginia including the UVA Presidential Leadership Program, UVA Student Information Core Advisory Committee, National Association of Athletic Academic Advisors Strategic Planning Committee, NCAA Peer Review Team member, and was a Division I-A Athletics Directors Institute participant.

Prior to joining the Virginia staff, Booz served as assistant athletics director for compliance at Vanderbilt from 2000-2004. He had originally joined the Vanderbilt staff in 1995 as an academic counselor before being named director of eligibility and summer programs in 1998.

Booz received his undergraduate degree in physical education and sport management from Tennessee at Martin (1995) and master's degree in higher education administration from Middle Tennessee State (1998).

He and his wife, Christine, have three children -- Claire, Maggie and Frances.



TODD GOODALE

SENIOR ASSOCIATE ATHLETICS DIRECTOR FOR EXTERNAL AFFAIRS

Todd Goodale was named senior associate director of athletics for external affairs in August of 2015. In that role, he oversees the licensing, strategic marketing and fan engagement, media relations, ticketing, and video services departments, the spirit squads and is

the sport supervisor of the men's and women's golf programs. Previously, Goodale was the associate director for external affairs from 2013-15.

Goodale was the associate athletics director for marketing and video services starting in July of 2006. He was named UVA's director of video services in July of 2004.

He received the Bus Male Service Award in 2005 and was named the department's employee of the year in 2010.

Goodale was the creative director for Cavalier Sports Marketing from 1998-2004. Prior to that, he was a member of the Virginia Sports Marketing staff, serving as producer of the football and basketball coaches television shows and as an account executive.

He is a 1994 graduate of Virginia. Following his graduation, he was a sports reporter and anchor for WVIR-TV in Charlottesville.

Goodale serves on the board of ParadeRest, a Charlottesville-based non-profit organization that serves military members and military families in Virginia.

Goodale resides in Charlottesville and has two children, Ava and Graham.



DIRK KATSTRA

EXECUTIVE DIRECTOR OF THE VAF/ SENIOR ASSOCIATE AD

Dirk Katstra is in his 24th year as executive director of the Virginia Athletics Foundation, which is responsible for all of fundraising efforts for Virginia Athletics. In his role as senior associate athletics director, he serves as the sport administrator for men's and women's

swimming and diving and men's and women's tennis.

In June 2004, Katstra was named Fundraiser of the Year by the National Association of Athletic Development Directors (NAADD) in recognition of his outstanding leadership and success in fundraising on behalf of Virginia athletics. In June 2012, he was named to the executive committee of NAADD and served as president in 2018-19.

Katstra previously served the athletics department as the associate director for external affairs, overseeing the long-range planning and daily operations for media relations, sports publications, and the ticket office. From 1992 to 1996, Katstra served as director of annual giving for the Foundation.

A native of Stilwell, Kan., Katstra is a 1991 graduate of UVA with a degree in sport management. A member of the Cavalier basketball team from 1987 to 1991, Katstra played on three NCAA Tournament teams and was a senior captain on the 1990-1991 squad.

Before joining the Virginia Athletics Foundation staff in 1992, Katstra served an internship with the athletics department's promotions and marketing office, and had administrative responsibilities with the men's basketball program.

Katstra is married to the former Michelle Massie of Charlottesville. The couple has two sons, Austin and Ryan, and daughter, Ryleigh. Austin is a member of the UVA basketball team as a walk on and was on UVA's 2019 NCAA title team. Katstra's father, the late Richard Katstra, lettered as a member of the UVA basketball team in 1963 and 1964.



STEVE PRITZKER

**EXECUTIVE ASSOCIATE AD/CHIEF
FINANCIAL OFFICER**

Steve Pritzker is in his first year as the executive associate athletics director for business operations and remains the chief financial officer (CFO) for the University of Virginia athletics department. Previously, Pritzker was a senior associate athletics director and

associate athletics director from 2013-19.

In addition to supervising the business office, John Paul Jones arena, information technology and the equipment room, Pritzker supervises Women's Rowing, Men's Soccer, Wrestling and Women's Lacrosse. Pritzker serves as the department's primary liaison to the University's audit, budget, financial administration and procurement offices.

Pritzker returned to Virginia in 2013 after serving as the head rowing coach at Iowa. He spent the previous nine years as a member of Virginia's coaching staff, from 2004 to 2012. After volunteering with the rowing team during the 2004 season, while earning his master's degree in business administration, Pritzker assumed full-time coaching responsibilities in the fall of 2005. In 2007 he was promoted to associate head coach. While at Virginia, Pritzker helped guide the Cavaliers to NCAA team championships in 2010 and 2012, along with runner-up finishes in 2005 and 2007. He also coached the Varsity 4 to four individual National Championships, as well as three National runner-up finishes. Virginia won eight ACC titles in his nine seasons.

While working with the Cavaliers' rowing program, Pritzker supported the Athletic Department on finance and budgeting matters, including forecasting and achieving financial efficiencies. He worked directly with different units within the athletics department on budget management. Pritzker's business background includes a two-year stint with Credit Suisse First Boston in New York City as a research sales analyst, and two years with Kingdon Capital Management.

A native of Alexandria, Va., Pritzker graduated from Yale and received his master's degree from UVA's Darden Graduate School of Business in 2005. He was selected as a Schwartz Research Fellow at Yale, while earning four varsity letters as a coxswain on the rowing team. While a graduate student, Pritzker was selected as a resident for the Range in the historical Academical Village at UVA on the basis of his academic achievement and service to the University.



NANCY RIVERS

**SENIOR ASSOCIATE ATHLETICS
DIRECTOR & CHIEF OF STAFF**

Nancy Rivers joined the Virginia athletics department in 2018 as senior associate athletics director and chief of staff. She oversees facility management, game operations and human resources.

Rivers has worked at the University for the past 29 years. For the past

12 years, she served as chief of staff for the president and associate vice president for administration.

Prior to working in the president's office, Rivers served as UVA's director of state governmental relations and assistant vice president. She joined the University as an associate director for intramural-recreational sports in 1989, and previously served in the athletic and intramural sports administrations at Texas, Iowa and Fairfield.

Rivers graduated from Luther College in 1979 with academic honors and was later (1989) inducted into its athletic hall of fame for basketball and softball. Immediately following her collegiate career, she was selected as a fourth-round draft pick by the Iowa Cornets of the Women's Professional Basketball League, the first professional women's basketball league in the United States. She played for the Iowa Cornets and the Minnesota Fillies before pursuing a master's degree from Iowa.

Rivers and her husband, Ed, have one adult son, Chris.



TED WHITE

DEPUTY ATHLETICS DIRECTOR

In July of 2018 Ted White was named deputy athletics director. White joined the Georgia athletics staff in 2006 as the director of the Rankin Smith Sr. Academic Center for Student-Athletes and was promoted to associate athletic director in 2009. White was elevated to Georgia's senior staff in 2011, serving as senior associate athletic

director. He was responsible for the oversight of the academic support services and student development programming for over 620 student-athletes.

White served as executive associate athletic director at UGA from 2016-17 before being promoted to deputy athletic director in January of 2018. In addition to student development programming, White was responsible for the oversight of sports medicine, nutrition and student wellness for the past three years at UGA. He has been the sport administrator for the baseball and equestrian programs since 2011.

White arrived at Georgia after serving three years as director of the Academic Center for Student-Athletes at LSU from 2003-06.

Prior to his tenure at LSU, White held positions as a management team member and director of academic support at the University of California, Berkeley (1997-2001), and coordinator of academics and eligibility at the University of California, Davis (1994-97).

White earned a bachelor of arts degree in communication from the University of California, San Diego (1992), where he was a member of the baseball team, and master's degree in sport management from the University of Richmond (1998).

He is married to Carrie Leger White and is the father of two children, Jack and Sophie.



BRITTANY WHITESIDE

EXECUTIVE ASSOCIATE AD/ SENIOR WOMEN'S ADMINSTRATOR

Brittney Whiteside joined the Virginia athletics department in July of 2019 as executive associate athletics director. Her responsibilities include oversight of external operations, strategic planning, Title IX and Gender Equity. She supervises men's lacrosse, women's soccer

and women's basketball.

Prior to UVA, Whiteside was an athletics administrator at Appalachian State, serving as senior associate athletics director and senior woman administrator at the end of her tenure..

At Appalachian State, Whiteside was a member of the department's executive leadership team and worked closely with director of athletics Doug Gillin on management of the department's day-to-day operations. She had oversight of external operations units for marketing, ticketing, licensing and sponsorships, as well the student-athlete support areas of student-athlete leadership and development. She also served as the department's liaison to the University's chancellor's office for athletics.

The sport administrator for women's basketball, men's and women's tennis, men's soccer and men's and women's track and field/cross country, Whiteside also helped oversee the Mountaineers' successful transition to the FBS level of football. The Mountaineers became the first team to win bowl games in the first four consecutive years after making such a transition. They claimed trophies at the 2015 and 2016 Camellia Bowl, 2017 Dollar General Bowl and 2018 New Orleans Bowl and were most recently crowned champions of the 2018 inaugural Sun Belt Championship game.

Prior to overseeing the external units, Whiteside oversaw the student-athlete support areas of sports medicine, strength and conditioning and leadership and development. She created the Mountaineer R.I.S.E. program, which is a comprehensive life skills and leadership development program that aims to develop, support and prepare student-athletes for life after athletics.

Whiteside was instrumental in implementing a comprehensive care model for student-athlete health and well-being by hiring the department's first sports dietitian, mental performance coach and sports psychologist, while transitioning the department to a medical model of care.

Whiteside came to Appalachian State from Missouri, where she served as director of external engagement with a primary focus on overseeing and coordinating all facets of the athletics premium seating program at all of Mizzou's athletics facilities. She also assisted with the development of community outreach programs and created new customer service initiatives to enhance football and basketball game day experiences.

Prior to her time at Missouri, Whiteside was a special assistant to the athletics director at her alma mater, Wright State. In that role, she worked in a variety of areas across the athletics department, including assisting in all daily internal and external operations, overseeing special projects and fundraising events, assisting with capital projects and analytical research and overseeing and administering student-athlete development and community involvement initiatives. She also designed and oversaw Wright State's student-athlete advisory committee and CHAMPS/Life Skills program, including facilitating community partners to sponsor the program.

Whiteside was a women's basketball student-athlete at Wright State from 2003-07. She was a four-time Horizon League all-conference and all-defensive team performer and finished her career ranked second on the Raiders' all-time scoring list. She was also named a strength and conditioning All-American in 2007 and Wright State's Female Athlete of the Year for 2006-07.

She went on to play professionally in Germany, spending four years as a point guard for the USC Freiburg, SV Halle Lions and TSV Amicitia basketball clubs before returning to the United States to begin her career in athletics administration.

A dean's list student throughout her academic career at Wright State, Whiteside graduated with a degree in psychology in 2007. She went on to earn a master's degree in rehabilitation counseling from Wright State in 2012.



RADIO

Cavalier basketball game broadcasts are produced for the University by Virginia Sports Properties and the Virginia Sports Network in association with the Charlottesville Radio Group (CRG) and cleared in each major market in Virginia. All of UVA's broadcasts are carried live worldwide and later archived on the Cavaliers' official website, www.VirginiaSports.com.

Virginia's flagship stations are 50,000 watt FM 97.5 3WV and AM 1070/FM 98.9 WINA of Charlottesville. Coverage begins 30 minutes before tip-off with in-depth analysis, interviews with coaches and players, and updates of other games around the nation.

THE COACH'S CORNER WITH TONY BENNETT

Cavalier fans in Virginia and across the nation can listen to Virginia men's head basketball coach Tony Bennett weekly during the 2019-20 season on The Coach's Corner with Tony Bennett. The radio show will be broadcast live from downstairs of The Mill Room at the Boar's Head Resort in Charlottesville on the Virginia Sports Network and on VirginiaSports.com. The show runs from 7-8 p.m., on Mondays, but the day of the show each week will be determined by game and travel schedules.

The Coach's Corner with Tony Bennett is hosted by Dave Koehn, the "Voice of the Cavaliers." The show is produced by the Charlottesville Radio Group for Virginia Sports Properties.

2019-20 BASKETBALL RADIO AFFILIATES

Virginia basketball can be heard in the following markets on these VSN member affiliates:

Blackstone	WKLV^	AM 1440
Charlottesville	WINA^	AM 1070/FM 98.9
Charlottesville	WWWV	FM 97.5
Covington	WXCF^	AM 1230/FM 107.5
Lynchburg	WZZU^	FM 97.9
Martinsville	WHEE^	AM 1370
Norfolk	WTAR^	AM 850/FM 96.5
Richmond	WRVA^	AM 1140
Roanoke	WVBB^	FM 97.7
Staunton	WTON^	FM 94.3
Tappahannock	WRAR	FM 105.5
Washington, D.C.	WRC^	AM 570
Online	VirginiaSports.com	

^ - Denotes affiliates that carry The Coach's Corner with Tony Bennett.

- Live and archived UVA basketball Gameday radio broadcasts can be heard online at VirginiaSports.com.
- All men's basketball games and The Coach's Corner with Tony Bennett shows can also be heard on the official UVA Sports app free of charge and on the specially designed "UVA Sports Channel" on TuneIn Radio. You can download the free TuneIn Radio app from the AppStore or Google Play, or listen on TuneIn.com.
- This list was compiled prior to the start of the 2019-20 basketball season and is subject to change. For current information on the Virginia Sports Network, contact:

Virginia Sports Properties
P.O. Box 400857
Charlottesville, VA 22904
(434) 982-4680



Jimmy Miller and Dave Koehn

THE COACH'S CORNER SCHEDULE

Date	Time	Location
Monday, Dec. 2	7:06 p.m.	Boar's Head Resort
Monday, Dec. 9	7:06 p.m.	Boar's Head Resort
Monday, Dec. 16	7:06 p.m.	Boar's Head Resort
Monday, Dec. 30	7:06 p.m.	Boar's Head Resort
Wednesday, Jan. 8	7:06 p.m.	Boar's Head Resort
Monday, Jan. 13	7:06 p.m.	Boar's Head Resort
Tuesday, Jan. 21	7:06 p.m.	Boar's Head Resort
Monday, Jan. 27	7:06 p.m.	Boar's Head Resort
Monday, Feb. 3	7:06 p.m.	Boar's Head Resort
Monday, Feb. 10	7:06 p.m.	Boar's Head Resort
Monday, Feb. 17	7:06 p.m.	Boar's Head Resort
Monday, Feb. 24	7:06 p.m.	Boar's Head Resort
Monday, March 2	7:06 p.m.	Boar's Head Resort
Monday, March 9	7:06 p.m.	Boar's Head Resort
Monday, March 15	7:06 p.m.	Boar's Head Resort
Monday, March 23	7:06 p.m.	Boar's Head Resort

* All times Eastern and schedule subject to change

DAVE KOEHN

Dave Koehn, Director of Broadcasting for Virginia Sports Properties, is in his 11th season as the play-by-play voice of the Cavaliers. A graduate of the University of Kansas School of Broadcast Journalism, Koehn spent four years in Texas where he did play-by-play for Sam Houston State University football, men's basketball and women's basketball, and Texas Lutheran University football, basketball and baseball. Prior to joining VSP, he was the play-by-play announcer for University of Vermont men's basketball broadcasts and also did play-by-play for the Vermont Lake Monsters minor league baseball team.

JIMMY MILLER

Jimmy Miller begins his second season as the basketball analyst on the Virginia Sports Network. Miller played in 132 games during his four seasons at Virginia from 1981-85. He ranks 37th on UVA's all-time scoring list with 1,218 points. Miller was named the Most Valuable Player of the East Regional and helped lead the last UVA team to reach the NCAA Final Four in 1984. After graduating from Virginia in 1985 with a degree in psychology, Miller was drafted by the NBA's Utah Jazz and played professionally in Europe and the Continental Basketball Association. Miller is a world class magician who is frequently asked to speak and perform for groups all over the country, including President Bill Clinton at The White House and President George Bush and Vice-President Dick Cheney at the Inauguration. Miller and his wife, Rachel, have two wonderful children. When not running his comprehensive wealth management firm, Miller enjoys spending time with his family, golfing and traveling.

ONE OF ONE



GIANNIS ANTETOKOUNMPO

nike.com/basketball