



# LOUISVILLE FOOTBALL

Football Contact: Rocco Gasparro | Office: 502-852-0102 | Cell: 502-262-2258 | Email: Rocco@GoCards.com | @UofLFootball

## Game 8

**VIRGINIA**  
5-2 | 3-1 ACC

Head Coach: Bronco Mendenhall

Record at School: 21-24

Career Record: 120-65

Last Game: W, 48-14 vs. Duke



**LOUISVILLE**  
4-3 | 2-2 ACC

Head Coach: Scott Satterfield

Record at School: 4-3

Career Record: 55-27

Last Game: L, 10-45 vs. Clemson

Virginia (5-2) at Louisville (4-2) | Louisville, Ky. | Cardinal Stadium | 60,800 | Oct. 26 | 3:30 p.m. | ABC



### QUICK COMPARISON

33.4	Points/Game	31.1
33.4	Points Allowed /Game	19.7
216.9	Rush Yards/Game	109.4
191.1	Rush Yards Allowed/Game	96.0
239.9	Pass Yards/Game	240.7
261.3	Pass Yards Allowed	174.3
456.7	Total Offense/Game	350.1
455.0	Total Offense Allowed/Game	270.1



## Setting the Stage

- ✓ The University of Louisville football team remains home this Saturday for another Atlantic Coast Conference game versus Virginia. The game will kickoff at 3:30 p.m. and be televised by the ACC Network.
- ✓ The meeting with the Cavaliers will be the eighth in the series, with the Cardinals holding a 4-3 series advantage. Louisville is 3-0 against Virginia in Louisville.
- ✓ The Cardinals had their two-game winning streak snapped with a 45-10 loss to No. 3 Clemson at Cardinal Stadium on Saturday afternoon. The 10 points were a low in the Scott Satterfield era.
- ✓ Clemson outscored the Cardinals 28-7 in the second half, after taking a 17-3 lead at the intermission.
- ✓ Entering the game averaging 6.9 yards per play, the Cardinals were held to a season low 263 yards of total offense and just 4.0 yards per play.
- ✓ Running back **Javian Hawkins** rushed for 129 yards on a career-high 26 carries, to give him 751 yards on the season. Hawkins now has the third-most rushing yards in a season by a freshman, trailing only Victor Anderson (1,047 in 2008) and Lamar Jackson (960 in 2015).
- ✓ Hawkins crossed the 100-yard plateau for the fourth time this season, the third freshman in Louisville history with at least four 100-yard games (Victor Anderson in 2008, Lamar Jackson in 2015 each had five).
- ✓ Hawkins snapped a streak of 27 consecutive games for Clemson without allowing a 100-yard rusher.
- ✓ The native of Titusville, Fla., has recorded three-straight 100-yard games at Cardinal Stadium.
- ✓ As a kick returner, **Hassan Hall** recorded 38 yards to move into sixth place in school history with 1,205 yards.
- ✓ Placekicker **Blanton Creque** kicked a 28-yard field goal to improve to 8-of-10 on the season, and giving him at least one field goal in six of seven games this season.
- ✓ Punter **Mason King** averaged 48.5 yards on his six punts, his highest total of the season. King entered with two punts of more than 50 yards this season before tally-

ing two 59-yard kicks on Saturday.

- ✓ After failing to record an interception over the first four games, the Cardinals have five over the last three games with two more on Saturday. Safeties **Russ Yeast** and **Jack Fagot** registered their first career interceptions in the first half.
- ✓ Louisville turned the ball over three times — throwing two interceptions and fumbling the ball once in the loss to Clemson.
- ✓ Safety **Khane Pass** finished with seven tackles on Saturday, tying for the team lead. Pass, the team's leading tackler, has 41 tackles over the last four games.
- ✓ Defensive tackle **Jared Goldwire** recorded his second sack of the season in the first quarter. It was just the fifth sack allowed by Clemson in 2019.
- ✓ Linebacker **Monty Montgomery** made the first start of his Louisville career at linebacker starting in place of Dorian Etheridge, who missed the first half due to a targeting call in the Wake Forest game. Montgomery finished with a season-high five stops on the day.

### Inside the Series

- ✓ Louisville leads the all-time series 4-3, and has captured victories in three of the last four games.
- ✓ The Cardinals are 3-0 in Louisville against the Cavaliers, two of which coming at Cardinal Stadium.
- ✓ The Cardinals were held to a season low 214 yards of total offense and a field goal in a 27-3 loss last season in Charlottesville, Va.

### Head Coaches

- ✓ **Louisville:** Scott Satterfield is in his first season with the Cardinals after six seasons leading Appalachian State to three Sun Belt titles and four bowl appearances. He owns a 55-27 overall record as a head coach after registering a 51-24 mark with the Mountaineers.
- ✓ **Virginia:** Bronco Mendenhall is 120-65 in his 15th season, while owning a 21-24 mark at Virginia in four seasons.

## ON THE AIR

TV: ACC Network

PxP: Chris Cotter

Analyst: Mark Herzlich

Sideline: Kelsey Riggs

RADIO: UofL Sports Properties

Local: WKRD 790 AM

Sirius: 138 | XM: 193

PxP: Paul Rogers

Analyst: Craig Swaback

Sideline: Jody Demling

## SOCIAL MEDIA

Twitter/Instagram: @UofLFootball

Facebook: Louisville Football

## BY THE NUMBERS

2

The Cardinals recorded two interceptions for the second-straight game after notching picks by **Russ Yeast** and **Jack Fagot**.

3

**Javian Hawkins** has registered three consecutive 100-yard rushing games at home.

4

**Javian Hawkins** crossed the 100-yard plateau for the fourth time this season, the third freshman in Louisville history with at least four 100-yard games.

23

Wide receiver **Dez Fitzpatrick** recorded three receptions versus Clemson to give him 100 for his career — the 23rd player with 100 catches in school history.

8

Wide receiver **Seth Dawkins** needs eight more catches to be the 24th player with 100 career receptions.

5

After failing to register an interception in the first four games, the Cardinals have totaled five interceptions in the last three contests.

# LOUISVILLE DEPTH CHART

## Pronunciation Guide

Yasir Abdullah	Ya-sear
Mekhi Becton	Ma-kai BECK-tin
Rodjay Burns	Ra-jay
Amonte Caban	CA-bon
Ryan Chalifoux	CHAL-a-foo
Blanton Creque	CREEK-e
Jack Fagot	FA-go
P.J. Mbanasor	em-BAN-a-SOR
Ean Pfeifer	FYE-fur
Emonee Spence	a-MON-ee
Cornelius Sturghill	STIRGE-hill
Chris Taylor-Yamonoha	Yah-MA-noah
Dae Williams	Day Williams

## Start Chart

Player	'15	'16	'17	'18	'19	Tot
Dorian Etheridge	-	-	13	10	6	29
Mekhi Becton	-	-	10	12	7	29
Khane Pass	-	1	5	12	7	25
Seth Dawkins	-	2	10	6	6	24
G.G. Robinson	-	-	6	10	7	23
Dez Fitzpatrick	-	-	7	6	7	20
Robbie Bell	-	-	13	0	7	20
T.J. McCoy	-	4	9	0	6	19
Cole Bentley	-	-	3	12	1	16
Cornelius Sturghill	0	0	0	11	4	15
Tabarius Peterson	-	-	-	9	7	16
Rodjay Burns	-	-	-	9	6	15
C.J. Avery	-	-	1	7	7	15
Jawon Pass	-	-	0	9	2	11
Russ Yeast	-	-	7	0	7	14
Chandler Jones	-	-	-	5	7	12
Caleb Chandler	-	-	-	3	7	10
Derek Dorsey	-	-	-	8	0	8
Amonte Caban	-	0	0	3	6	9
Tutu Atwell	-	-	-	2	6	8
Devante Peete	-	-	-	7	0	7
Nick Okeke	-	-	-	5	2	7
Malik Cunningham	-	-	-	3	5	8
Jared Goldwire	-	-	-	6	0	6
P.J. Mbanasor	2	0	0	3	1	6
Tyler Haycraft	-	0	0	0	7	7
Jordan Davis	-	-	3	2	0	5
Marshon Ford	-	-	-	0	6	6
Javian Hawkins	-	-	-	0	6	6
Hassan Hall	-	-	-	4	0	4
P.J. Blue	-	-	-	3	0	3
Anthony Johnson	-	-	-	2	2	4
Robert Hicks	-	-	-	2	0	2
Boosie Whitlow	-	-	-	-	2	2
Jeffrey Banks	-	-	-	1	0	1
Dayna Kinnaird	-	-	-	0	1	1
Quen Head	-	-	-	0	1	1
Ean Pfeifer	-	-	-	-	2	2
Monty Montgomery	-	-	-	-	1	1

## OFFENSE

<b>QB</b>	3	Micale Cunningham (6-1, 192, R-SO)
	6	Evan Conley (6-2, 207, FR)
	4	Jawon Pass (6-4, 239, R-JR)
<b>RB</b>	10	Javian Hawkins (5-9, 182, R-FR)
	19	Hassan Hall (6-0, 198, SO)
	36	Maurice Burkley (5-9, 206, R-JR)
<b>LT</b>	73	Mekhi Becton (6-7, 369, JR)
	74	Adonis Boone (6-5, 298, SO)
<b>LG</b>	55	Caleb Chandler (6-4, 297, R-SO)
	71	Joshua Black (6-2, 270, FR)
<b>C</b>	59	T.J. McCoy (6-1, 305, GR)
<b>or</b>	66	Cole Bentley (6-3, 313, JR)
<b>RG</b>	75	Robbie Bell (6-5, 294, R-JR)
	78	Jackson Gregory (6-2, 271, FR)
<b>RT</b>	60	Tyler Haycraft (6-3, 293, R-SR)
	56	Renato Brown (6-4, 330, FR)
<b>WR</b>	5	Seth Dawkins (6-3, 218, SR)
	18	Justin Marshall (6-3, 212, R-SO)
	87	Tyler Harrell (6-0, 208, SO)
<b>WR</b>	7	Dez Fitzpatrick (6-2, 204, R-JR)
	2	Devante Peete (6-6, 213, R-SR)
	26	Chris Taylor-Yamonoha (6-2, 186, JR)
<b>WR</b>	1	Tutu Atwell (5-9, 153, SO)
	14	Thomas Jackson (5-11, 200, GR)
	8	Keion Wakefield (5-10, 184, R-JR)
<b>TE</b>	89	Ean Pfeifer (6-4, 245, GR)
	85	Jordan Davis (6-4, 255, R-SR)
	27	Tobias Little (6-0, 235, R-JR)
<b>HB</b>	83	Marshon Ford (6-2, 226, SO)
	41	Isaac Martin (6-1, 250, R-SO)

## DEFENSE

<b>DE</b>	53	Amonte Caban (6-1, 256, R-SR)
	57	Dayna Kinnaird (6-3, 254, R-SO)
	91	Derek Dorsey (6-3, 265, R-JR)
<b>NT</b>	94	G.G. Robinson (6-4, 295, R-SR)
	90	Jared Goldwire (6-6, 286, JR)
<b>DE</b>	29	Tabarius Peterson (6-3, 252, R-JR)
	92	Malik Clark (6-2, 273, R-SO)
	18	Ty Tyler (6-3, 260, GR)
<b>OLB</b>	22	Yasir Abdullah (6-1, 218, SO)
	49	Boosie Whitlow (6-3, 228, R-SR)
	11	Nick Okeke (6-3, 246, R-SO)
<b>WLB</b>	9	C.J. Avery (5-11, 221, JR)
	7	Monty Montgomery (5-11, 214, SO)
	43	Damien Smith (6-1, 221, SR)
<b>MLB</b>	17	Dorian Etheridge (6-3, 231, JR)
	35	T.J. Holl (6-1, 230, GR)
	5	Robert Hicks (6-1, 250, SO)
<b>OLB</b>	10	Rodjay Burns (6-0, 197, R-JR)
	15	Quen Head (6-2, 205, JR)
	5	Robert Hicks (6-1, 250, SO)
<b>CB</b>	27	Anthony Johnson (6-1, 187, R-SO)
	6	Cornelius Sturghill (5-11, 191, GR)
	12	Marlon Character (6-1, 195, JR)
<b>SS</b>	3	Russ Yeast (5-11, 196, JR)
	20	Trenell Troutman (5-11, 188, SO)
<b>FS</b>	30	Khane Pass (6-1, 204, R-SR)
	38	Jack Fagot (6-0, 190, R-SO)
	23	Telly Plummer (6-0, 202, SO)
<b>CB</b>	2	Chandler Jones (5-10, 179, SO)
	1	P.J. Mbanasor (6-1, 203, R-SR)

## SPECIAL TEAMS

<b>PK</b>	45	Blanton Creque (5-11, 190, R-SR)
	37	Ryan Chalifoux (6-1, 185, R-SO)
<b>LS</b>	24	Mitch Hall (6-1, 203, JR)
	46	Brendan Lowery (6-0, 207, SR)
<b>P</b>	28	Mason King (6-3, 216, R-SR)
<b>H</b>	28	Mason King (6-3, 216, R-SR)
	6	Evan Conley (6-2, 207, FR)
<b>KR</b>	19	Hassan Hall (6-0, 198, SO)
	3	Russ Yeast (5-11, 196, JR)
	10	Javian Hawkins (5-9, 182, R-FR)
<b>PR</b>	10	Rodjay Burns (6-0, 197, R-JR)
	1	Tutu Atwell (5-9, 153, SO)

# LOUISVILLE NUMERICAL ROSTER

No.	Name	Ht.	Wt.	Pos.	Cl.	Hometown (Previous School)	No.	Name	Ht.	Wt.	Pos.	Cl.	Hometown (Previous School)
1	Tutu Atwell	5-9	153	WR	SO	Miami, Fla. (Northwestern)	41	Ramon Puryear	6-3	255	DE	FR	Louisville, Ky. (Eastern)
1	P.J. Mbanasor	6-1	203	DB	R-JR	Pflugerville, Texas (Oklahoma)	42	Patrick Otter	5-10	170	P	FR	Cleveland, Ohio (St. Ignatius)
2	Chandler Jones	5-10	179	DB	SO	Miami, Fla. (Central)	42	Allen Smith	6-2	220	OLB	FR	Loganville, Ga. (Grayson)
2	Devante Peete	6-6	213	WR	R-SR	Pompano Beach, Fla. (St. Thomas)	43	Logan Lupo	6-0	195	K	FR	Southwest Ranches, Fla. (St. Thomas)
3	Russ Yeast	5-11	196	DB	JR	Greenwood, Ind. (Center Grove)	43	Damien Smith	6-1	221	ILB	SR	Louisville, Ky. (Manual)
3	Micale Cunningham	6-1	192	QB	R-SO	Montgomery, Ala. (Park Crossing)	44	Francis Sherman	6-3	225	TE	FR	Bay Village, Ohio (Bay)
4	Jawon Pass	6-4	239	QB	R-JR	Columbus, Ga. (Carver)	44	Dorian Jones	6-0	235	ILB	FR	Plantation, Fla. (Plantation)
5	Robert Hicks	6-1	250	ILB	SO	Miami, Fla. (Central)	45	Blanton Crique	5-11	190	K	R-SR	Shelbyville, Ky. (Collins)
5	Seth Dawkins	6-3	218	WR	SR	Columbus, Ohio (Franklin Heights)	46	Brendan Lowery	6-0	207	LS	SR	Barrington, Ill. (Barrington)
6	Cornelius Sturghill	5-11	191	DB	GR	Memphis, Tenn. (Melrose)	48	Jordan Thomas	5-11	170	WR	R-FR	Lexington, Ky. (LaSalle)
6	Evan Conley	6-2	207	QB	FR	Marietta, Ga. (Kell)	49	Boosie Whitlow	6-3	228	OLB	R-SR	Opelika, Ala. (Opelika)
7	Dez Fitzpatrick	6-2	204	WR	R-JR	Farmington Hills, Mich. (Waterford)	50	Jean-Luc Childs	6-3	334	OL	R-FR	Woodbridge, Va. (Old Dominion)
7	Monty Montgomery	5-11	214	ILB	SO	Norcross, Ga. (Hutchinson)	51	Keon Johnson	6-0	215	ILB	R-SO	Palm Beach Gardens, Fla. (Dwyer)
8	Keion Wakefield	5-10	184	WR	R-JR	Louisville, Ky. (Male)	53	Amonte Caban	6-1	256	DL	R-SR	Smiths, Ala. (Smiths Station)
9	C.J. Avery	5-11	221	ILB	JR	Grenada, Miss. (Grenada)	55	Caleb Chandler	6-4	297	OL	R-SO	Jefferson, Ga. (Jefferson)
10	Javian Hawkins	5-9	182	RB	R-FR	Titusville, Fla. (Cocoa)	55	Michah Bland	6-2	299	OL	R-FR	Louisville, Ky. (Male)
10	Rodjay Burns	6-0	197	OLB	R-JR	Louisville, Ky. (Trinity)	56	Renato Brown	6-4	330	OL	FR	West Palm Beach, Fla. (Palm Beach)
11	Josh Johnson	5-11	187	WR	R-SO	Atlanta, Ga. (Woodward Academy)	57	Dayna Kinnaird	6-3	254	DL	R-SO	Jeffersonville, Ind. (Jeffersonville)
11	Nick Okeke	6-3	246	OLB	R-SO	Smyrna, TN (Smyrna)	59	T.J. McCoy	6-1	305	OL	GR	Clermont, Fla. (Florida/South Lake)
12	Marlon Character	6-1	195	CB	JR	Atlanta, Ga. (NW Mississippi CC/Grady)	60	Tyler Haycraft	6-3	293	OL	R-SR	Louisville, Ky. (St. Xavier)
13	P.J. Blue	6-3	229	OLB	R-JR	Jemison, Ala. (Park Crossing)	62	Clayton Six	6-4	287	OL	R-FR	Louisville, Ky. (St. Xavier)
13	Christian Perez	6-3	185	QB	FR	East St. Louis, Ill. (East St. Louis)	63	Zach Williamson	6-6	271	OL	FR	Huntington, W. Va. (Spring Valley)
14	Thomas Jackson	5-11	200	WR	GR	Concord, N.C. (Charlotte Country Day)	65	Ronald Rudd	6-5	341	OL	R-SR	Rialto, Calif. (Chaffey College)
15	Quen Head	6-2	205	LB	JR	Forsyth, Ga. (Hutchinson CC)	66	Cole Bentley	6-3	313	OL	JR	Belfry, Ky. (Belfry)
15	Jalen Mitchell	5-10	215	RB	FR	Southwest Brevard, Fla. (Rockledge)	67	Thomas Nauert	6-1	292	LS	GR	Louisville, Ky. (DeSales)
17	Dorian Etheridge	6-3	231	ILB	JR	Charleston, W. Va. (Capital)	69	Brandon Wellington	6-1	280	OL	R-FR	Jeffersonville, Ind. (Jeffersonville)
17	Will Warren	6-2	235	QB	FR	Owensboro, Ky. (Owensboro, Ky.)	70	Emmanuel Sowders	6-4	272	OL	R-FR	Louisville, Ky. (Jeffertown)
18	Justin Marshall	6-3	212	WR	R-SO	Conyers, Ga. (Georgia Prep Sports)	71	Joshua Black	6-2	270	OL	FR	Stone Mountain, Ga. (Stephenson)
18	Ty Tyler	6-3	260	DL	GR	Punta Gorda, Fla. / Charlotte	73	Mekhi Becton	6-7	369	OL	JR	Highland Springs, Va. (Highland Springs)
19	Hassan Hall	6-0	198	RB	SO	Atlanta, Ga. (Maynard Jackson)	74	Adonis Boone	6-5	298	OL	SO	Daytona Beach, Fla. (Mainland)
20	Trennell Troutman	5-11	188	DB	SO	Miami, Fla. (St. Thomas Aquinas)	75	Robbie Bell	6-5	294	OL	R-JR	Hoschton, Ga. (Mill Creek)
21	Aidan Robbins	6-3	225	RB	FR	Louisville, Ky. (Manual)	76	Luke Massad	6-2	219	LS	R-SR	Paducah, Ky. (Paducah-Tilghman)
22	Yasir Abdullah	6-1	218	OLB	SO	Miami, Fla. (Carol City)	78	Jackson Gregory	6-2	271	OL	FR	Cleveland, Ohio (Westlake)
23	Telly Plummer	6-0	202	DB	SO	Riverdale, Ga. (Langston Hughes)	80	Hunter Crowe	6-1	231	TE	R-FR	Louisville, Ky. (Butler)
24	Mitch Hall	6-1	203	LS	JR	Clayton, N.C. (Clayton)	81	Emonee Spence	6-3	190	WR	R-SR	Pembroke Pines, Fla. (Flanagan)
26	Chris Taylor-Yamanoha	6-2	186	WR	R-JR	Rohnert Park, Calif. (Rancho Colate)	82	Micah Lowe	5-10	175	WR	FR	Lexington, Ky. (Fredrick Douglass)
27	Anthony Johnson	6-1	187	DB	R-SO	Coconut Creek, Fla. (Madonna)	83	Marshon Ford	6-2	226	TE	R-FR	Louisville, Ky. (Ballard)
27	Tobias Little	6-0	235	TE	R-JR	Atlanta, Ga. (Mays)	84	Dez Melton	6-3	220	TE	FR	Glendale, Ariz. (Deer Valley)
28	Mason King	6-3	216	P	R-SR	Louisville, Ky. (St. Xavier)	85	Jordan Davis	6-4	255	TE	R-SR	Clear Lake, Texas (Clear Lake)
29	Tabarius Peterson	6-3	252	DL	R-JR	Tucker, Ga. (Tucker)	86	Chris Nuckols	5-10	160	WR	FR	Louisville, Ky. (Shawnee)
30	Khane Pass	6-1	204	DB	R-SR	Columbus, Ga. (Carver)	87	Tyler Harrell	6-0	208	WR	R-FR	Miami, Fla. (Christopher Columbus)
31	Zach Edwards	6-3	230	DL	FR	Starkville, Miss. (Starkville)	88	Jeffrey Banks	6-2	225	TE	JR	Olive Branch, Miss. (Pearl River)
32	James Turner	6-0	200	K	FR	Saline, Mich. (Saline)	89	Ean Pfeifer	6-4	245	TE	GR	Bentonville, Ark. (Vanderbilt)
32	Justin Ford	6-2	185	DB	JR	Concord, N.C. (Golden West CC)	90	Jared Goldwire	6-6	286	DL	JR	Tacoma, Wash. (Fort Scott CC)
33	Isaiah Hayes	6-1	190	DB	JR	Los Angeles, Calif. (Calabasas)	91	Derek Dorsey	6-3	265	DL	R-JR	Louisville, Ky. (Manual)
34	Robert Robinson	5-10	185	DB	FR	Columbus, Ohio (DeSales)	92	Malik Clark	6-2	273	DL	R-SO	Milledgeville, Ga. (Baldwin)
35	T.J. Holl	6-1	230	ILB	SR	Cranberry Township, Pa. (Colgate)	93	Gary McCrae	6-4	238	DL	SR	Cuthbert, Ga. (Randolph Clay)
36	Arthur Veal	6-0	202	DB	FR	South Holland, Ill. (Brother Rice)	94	G.G. Robinson	6-4	295	DL	R-SR	Lilburn, Ga. (Parkview)
36	Maurice Burkley	5-9	206	RB	R-SO	Naperville, Ill. (Meteva Valley)	95	Thurman Geathers	6-3	230	OLB	R-FR	Acworth, Ga. / North Cobb
37	Ryan Chalifoux	6-1	185	K	R-SO	Champaign, Ill. (Champaign Central)	97	Caleb Tillman	6-3	286	DL	R-JR	Dothan, Ala. (Northview)
38	Drew Brenowitz	5-10	215	LS	FR	Olney, Md. (Good Counsel)							
38	Jack Fagot	6-0	190	DB	R-SO	Lexington, Ky. (Lexington Catholic)							
39	Taveon Graves	5-5	178	RB	R-SO	Rineyville, Ky. (North Hardin)							
39	Justin Brummett	6-0	190	OLB	FR	Corbin, Ky. (Corbin)							
41	Isaac Martin	6-1	250	TE	R-SO	Louisville, Ky. (Trinity)							

## This Week's Opponent: Virginia Cavaliers



### Virginia Stat Leaders

Rushing	G	Att	Yds	Avg	TD	Yds/G
Taulapapa	6	71	287	4.0	7	47.8
Passing	G	C-A	Pct.	Yds	TD/INT	
Perkins	7	149-235	63.4	1570	8/7	
Receiving	G	No	Yds	Avg.	TD	Yds/G
Reed	7	42	400	9.5	4	57.1
Tackles	G	S	A	T	TFL	Other
Blount	7	31	22	53	3.5-15	2.5 sack

### 2019 Schedule

Aug. 31	*at Pittsburgh	W, 30-14
Sept. 6	William & Mary	W, 52-17
Sept. 14	*Florida State	W, 31-24
Sept. 21	Old Dominion	W, 28-17
Sept. 28	at Notre Dame	L, 20-35
Oct. 11	*at Miami	L, 9-17
Oct. 19	*Duke	W, 48-14
Oct. 26	*at Louisville	
Nov. 2	*at North Carolina	
Nov. 9	*Georgia Tech	
Nov. 23	Liberty	
Nov. 29	*Virginia Tech	

### Virginia (4-3-0)

Home: 3-0 • Away: 1-3

Oct. 15, 1988 (H).....	30	28
Oct. 28, 1989 (A).....	15	16
Sept. 13, 2014 (A).....	21	23
Nov. 14, 2015 (H).....	38	31
Oct. 29, 2016 (A).....	32	25
Nov. 11, 2017 (H).....	38	21
Sept. 22, 2018 (A).....	3	27

### Last Time Versus Virginia

Bryce Perkins threw for 197 and two touchdowns and ran for another 78 yards and a score, twice hurdling opposing defenders, as Virginia opened ACC play with a convincing 27-3 win over Louisville on Saturday.

The Cavaliers are 3-1 to open the season for the second straight year. Louisville fell to 2-2.

Perkins, a junior college transfer in his first season at Virginia made the play of the game in the third quarter. He sidestepped a rushing Louisville defender and took off running up the middle, then hurdled a Cardinals defense back before going down after a 36-yard gain.

That set up a short touchdown pass to Chris Sharp.

Perkins wasn't done. He scored the Cavaliers' last touchdown on an 8-yard run where he hurdled a would-be tackler at the goal line.

Louisville managed just 214 total yards.

The Cardinals were held without a touchdown for the first time this season and it's not clear which player will be behind center when Bobby Petrino's team next takes the field.

The Cavaliers picked up a key victory in their quest to get bowl eligible for a second straight season. Perkins made enough plays offensively and showed the explosive running ability that the Cavaliers have reshaped their offense around and the defense lived up to its preseason billing. With eight starters back, Virginia felt like it had a defense it could lean on this season.

### Scouting Virginia

✓ Virginia's defense came up with five takeaways and stopped ACC rival Duke on fourth down three times in a 48-14 win over the Blue Devils last weekend to raise its record to 5-2 overall and 3-1 in the Atlantic Coast Conference.

✓ UVA's offense, which hadn't reached the end zone in what seemed an eternity, scored five touchdowns. The Cavaliers' special teams contributed two Brian Delaney field goals and a Joe Reed kickoff return for a touchdown, the fifth of his illustrious college career..

✓ The Cavaliers picked up a key victory in their quest to get bowl eligible for a second straight season.

✓ Bryce Perkins makes the offense run, rushing for 253 yards and five scores, while throwing for 1,570 yards and eight touchdowns.

✓ Joe Reed is the Cavaliers' top receiver with 42 receptions for 400 yards and four touchdowns and Hasise Dubois has added 36 catches for 489 yards and two touchdowns.

✓ The Virginia defense is one of the best in the country, ranking eighth overall in total defense giving up just 270.3 yards per game. On the ground, opponents are totaling only 96.0 yards per game, which ranks 14th in the country.

✓ The Cavaliers put tremendous pressure on opposing quarterbacks, ranking fourth in the country with an average of 4.0 sacks per game.

✓ Virginia has totaled 28 sacks this season, with middle linebacker Jordan Mack leading the squad with 7.0 sacks and weakside linebacker Noah Taylor adding 5.0 sacks per game.

✓ Offensively, the Cavaliers average just 350.1 yards per game, which ranks 104th in the country and 13th in the ACC.

✓ The Cavaliers are near the bottom in the country in rushing offense, ranking 120th with an average of 109.4 yards per game.













### 2019 TEAM STAT COMPARISON

	UL	UVA
Record	4-3	5-2
Conference Record	2-2	3-1
Scoring Offense	37.3	31.1
Total Offense	456.7	350.1
Rushing Offense	216.9	109.4
Passing Offense	239.9	240.7
Scoring Defense	33.4	19.7
Rushing Defense	191.9	96.0
Passing Defense	263.1	174.3
Total Defense	455.0	270.3
Kickoff Return	31.0	35.7
Punt Return	11.8	7.0
Net Punting	39.5	38.8
TOP	31:29	33:58
3rd Down Conv.	40%	43%
Opp. 3rd Down Conv.	36%	30%
Fumbles Recovered	5	4
Passes Intercepted	5	6
Fumbles Lost	7	5
Interceptions Thrown	5	9
Turnovers Gained	10	10
Turnovers Lost	12	14
Pass Efficiency	161.23	125.08
Pass Eff. Defense	143.85	115.05
Penalties	46	33
Yards Penalized	394	335
Sacks	14	28
Tackles for Loss	42	58
First Downs	146	143
First Downs-Rush	70	49
First Downs Pass	66	79
Red Zone Offense	92%	83%
Red Zone Defense	81%	88%

### Virginia Coaching Staff

Bronco Mendenhall	Head Coach
Robert Anae	Offensive Coordinator/Inside Receivers
Nick Howell	Defensive Coordinator/Secondary
Kelly Poppinga	Co-Defensive Coordinator/OLB
Mark Atuaia	Running Backs
Jason Beck	Quarterbacks
Ricky Brumfield	Special Teams Coordinator
Marques Hagans	Wide Receivers
Shane Hunter	Inside Linebackers
Vic So'oto	Defensive Line
Garett Tujague	Offensive Line

## 2019 Schedule &amp; Results

Date		Opponent	Location	TV	Time	Series/Result	Notable
Sept. 2		#9 Notre Dame	Louisville, Ky.	ESPN	8 p.m.	L, 17-35	Javian Hawkins rushed for 122 yards.
Sept. 7 first		Eastern Kentucky	Louisville, Ky.	ACC Network+	7 p.m.	W, 42-0	The Cardinals pitch shutout since 2013.
Sept. 14		vs. Western Kentucky	Nashville, Tenn.	Stadium	4 p.m.	W, 38-21	Tutu Atwell caught 5-145 yards & 3 TDs
Sept. 21		at Florida State	Tallahassee, Fla.	ESPN	3:30 p.m.	L, 24-35	Malik Cunningham accounted for 3 TDs
Oct. 5		Boston College	Louisville, Ky.	RSN	12:30 p.m.	W, 41-39	Cards pick up first ACC win since 2017.
Oct. 12		at Wake Forest	Winston-Salem, N.C.	ACC Network	7:30 p.m.	W, 62-59	The 121 pts. were the most in school history.
Oct. 19		Clemson	Louisville, Ky.	ABC	Noon	L, 10-45	Cards held to 263 yards of offense.
Oct. 26		Virginia	Louisville, Ky.	ACC Network	3:30 p.m.	0-5	Cards were held to a FG last season
Nov. 9		at Miami	Miami, Fla.	TBA	TBA	3-9-1	First meeting since 2014 — a 31-13 win
Nov. 16		at NC State	Raleigh, N.C.	TBA	TBA	6-3	Cunningham ran for 100 yards vs. Pack
Nov. 23		Syracuse	Louisville, Ky.	TBA	TBA	10-7	Cardinals gave up 54 points last season
Nov. 30		at Kentucky	Lexington, Ky.	TBA	TBA	15-16	Cards won 3 straight in Lexington

## Cardinals in the Stats Rankings

## Team (FBS &amp; ACC)

Category	FBS	ACC	Value
Rushing Offense	24	3	216.9
Passing Offense	65	10	239.9
Pass Eff.	19	1	161.23
Total Offense	27	4	456.7
Scoring Offense	40	4	33.4
Rushing Defense	98	13	191.9
Pass Yards Allowed	107	11	263.1
Pass Eff. Defense	92	12	143.85
Total Defense	111	12	455.0
Scoring Defense	109	14	33.4
Net Punting	43	7	39.7
Punt Return	30	4	11.82
Kickoff Return	3	2	31.0
Turnover Margin	84	9	-0.29
Sacks	76	12	2.00
Sacks Allowed	106	8	2.86
Tackles for Loss	85	12	6.0

## Individual (Top 50 FBS)

Category	Name	Rk	Value
All-Purpose	Javian Hawkins	39	117.29
Kick Returns	Hassan Hall	15	38.7
FG Pct.	Blanton Creque	37	80.0
Kick Return TD	Hassan Hall	4	1
Kickoff Return	Hassan Hall	3	38.7
Fumbles Rec.	Yasir Abdullah	44	1
	Dorian Etheridge	44	1
	Dorian Etheridge	44	1
	Anthony Johnson	44	1
Punting	Mason King	45	42.7
Receiving TD	Tutu Atwell	20	6
	Dez Fitzpatrick	34	5
Receiving Yards	Tutu Atwell	34	546
Rushing Yards	Javian Hawkins	13	751
Rushing/Game	Javian Hawkins	15	103.7
Total Points	Blanton Creque	42	54
Total TD	Tutu Atwell	48	7
Solo Tackles	Khane Pass	17	5.7
Yards Reception	Seth Dawkins	16	20.2
	Dez Fitzpatrick	22	19.63

## Individual (Top 10 ACC)

Category	Name	Rk	Value
All Purpose	Javian Hawkins	7	117.3
	Hassan Hall	9	100.5
Kick Returns	Hassan Hall	2	38.7
FG Pct.	Blanton Creque	4	80.0
FG/Game	Blanton Creque	5	1.14
Total Offense	Micale Cunningham	10	183.2
Scoring	Blanton Creque	6	54
Receiving TD	Tutu Atwell	3	6
	Dez Fitzpatrick	6	5
Receiving Yds	Tutu Atwell	4	546
Receiving Yds/G	Tutu Atwell	4	78.0
Rushing Yards	Javian Hawkins	4	751
Rushing/Game	Javian Hawkins	4	107.3
Rushing/Carry	Javian Hawkins	6	5.5
Tackles	Khane Pass	7	8.0
Fumbles Forced	Monty Montgomery	3	0.29
Total Points	Blanton Creque	6	54
Total TD	Tutu Atwell	3	5
Yards/Reception	Seth Dawkins	2	20.2
	Dez Fitzpatrick	5	19.6

## LOUISVILLE QUICK FACTS

### HEAD COACH

Scott Satterfield (Appalachian St., 1996)  
First Season  
55-27 Record (6th Season as a Head Coach)

### ASSISTANT COACHES

Dwayne Ledford	Offensive Coordinator/OL
Bryan Brown	Defensive Coordinator/Cornerbacks
Cort Dennison	Co-Defensive Coordinator/OLB
Gunter Brewer	Wide Receivers
ShaDon Brown	Safeties
Stu Holt	Tight Ends/Special Teams
Mark Ivey	Defensive Line
Dale Jones	Inside Linebackers
Frank Ponce	Quarterbacks
Norval McKenzie	Running Backs
Pete Notcha	Recruiting Coordinator
Tyler Mcentire	Recruiting Coordinator
Mike Sirignano	Head Strength and Conditioning
Josh Thompson	Director of Football Operations
Chuck Hall	Director of Equipment Operations
Ed Connell	Football Equipment Manager
Matt Summers	Head Athletic Trainer
Luke Mullett	Director of Technology

### GENERAL INFORMATION

**Location:** Louisville, Ky.  
**Founded:** 1798  
**Enrollment:** 23,000  
**Football Stadium:** Cardinal Stadium  
**Capacity:** 60,800  
**Surface:** FieldTurf  
**Nickname:** Cardinals  
**Colors:** Red and Black  
**Conference:** Atlantic Coast Conference  
**President:** Dr. Neeli Bendapudi  
**Athletic Director:** Vince Tyra  
**Faculty Representative:** Elaine Wise  
**Website:** GoCards.com  
**Twitter:** @UofLFootball  
**Instagram:** @UofLFootball  
**Facebook:** Facebook.com/UofLFootball  
**2019 Record:** 4-3  
**ACC Record:** 2-2

### SPORTS INFORMATION

**Football Contact:** Rocco Gasparro  
**Phone:** 502-852-0102  
**Email:** Rocco@GoCards.com  
**Cell:** 502-262-2258  
**Fax:** 502-852-7401

### Key Storylines

- ✓ The Cardinals host Virginia on Saturday, looking to move to 5-3 overall and 3-2 in the ACC.
- ✓ Running back **Javian Hawkins** needs 249 rushing yards to become the first freshman running back to reach the 1,000-yard plateau since Victor Anderson did it during the 2008 season. Hawkins would be the first running back to surpass the 1,000-yard mark since Bilal Powell ran for 1,405 yards in 2010.
- ✓ Hawkins will go for his fourth consecutive 100-yard rushing game at home this weekend versus the Cavaliers. He rushed a career high 26 times for 129 yards and a touchdown versus Clemson on Saturday — snapping a 27-game streak of not allowing a 100-yard rusher by the Tigers.
- ✓ Wide receiver **Dez Fitzpatrick**, who didn't catch a pass against Western Kentucky on Sept. 14, has caught 20 passes for 429 yards and four scores over the last four weeks. With two touchdown receptions against Wake Forest on Oct. 12, Fitzpatrick moved into a tie for seventh place in school history with 17 career touchdown receptions.
- ✓ The Cardinals were held to 156 yards rushing against Clemson, the second-lowest total of the season. Louisville was limited to 124 yards in a loss to Florida State on Sept. 21. In two conference losses, the Cardinals are averaging 140.0 yards per game on the ground.
- ✓ After failing to intercept a pass in the first 142 pass attempts, the Cardinals have picked off five passes over the last three games, including a pair in the last two contests. Louisville intercepted Heisman Trophy hopeful Trevor Lawrence twice in the loss last Saturday.
- ✓ The Cardinals are allowing an average of 594 yards of total offense and 326.7 yards through the air in their last three games. Wake Forest put up 668 yards of total offense in the loss to the Cardinals.

### Face Second-Straight Top-10 Defense

- ✓ For the second-straight week, the Louisville offense will be tested by a top-10 defense. Last week, Clemson brought in the nation's third-ranked defense and the second-best pass defense.
- ✓ The CU defense won the battle, holding the Cardinals to a season low 263 yards of total offense and 107 yards through the air.
- ✓ This weekend will be no different, with Virginia bringing in the eighth-ranked defense, allowing only 270.3 yards per game. The Cavaliers own the nation's 12th best pass defense at 174.3 yards per game and the country's 14th-best rushing defense after allowing just 96 yards per contest. Virginia has held five of the seven opponents to less than 100 yards on the ground.
- ✓ The Cavaliers have limited five of the seven opponents to less than 340 yards of offense, including

a season-best 244 yards versus Old Dominion.

### Cards Extend Scoring Streak

- ✓ The Cardinals extended their scoring streak to 244 games with 10 points versus Clemson last Saturday.
- ✓ Louisville has not been shut out in 244 games, which marks the 14th-longest scoring streak in the country.
- ✓ The last time the Cardinals were shut out was a 32-0 decision at Florida State in 2000.
- ✓ The Cardinals own the third-longest streak in the ACC behind Virginia Tech and Georgia Tech.

1.	Florida	393
2.	Texas Christian	339
3.	Virginia Tech	316
4.	Georgia	312
5.	Nebraska	302
6.	Boise State	285
7.	Georgia Tech	282
8.	USC	281
9.	Texas Tech	276
10.	Oklahoma	275
11.	East Carolina	273
12.	California	251
13.	Alabama	249
14.	<b>Louisville</b>	<b>244</b>

### The State of Virginia

- ✓ The Cardinals are 9-10 against teams from the state of Virginia, but have won three of the last four meetings.
- ✓ Louisville has won six-straight games at home versus Virginia teams, with loss coming in 1979 against Virginia Tech.

### Hawkins Goes For Fourth Straight

- ✓ Running back **Javian Hawkins** has been stellar at Cardinal Stadium this season. The Titusville, Fla., product will look for his fourth-straight 100-yard game at Cardinal Stadium this week versus Virginia.
- ✓ Hawkins totaled 129 yards on 26 carries and a score in the loss to third-ranked Clemson on Saturday. It was the fourth 100-yard game this season and the third at home.
- ✓ At Cardinal Stadium this season, Hawkins has rushed for 546 of his 751 yards, and is averaging 136.5 yards per game in the first four home contests.
- ✓ Hawkins is averaging a healthy 6.7 yards per carry in his home contests, and has crossed the goalline twice. He closed the scoring for the Cardinals on Saturday with a three-yard touchdown run.
- ✓ The 5-foot-9 running back ranks fifth in the country in rushing yards at home.

1.	Chuba Hubbard	Okla St	170.33
2.	Jonathan Ward	Central Michigan	140.33
3.	AJ Dillon	BC	140.00
4.	Jonathan Taylor	Wisconsin	138.00

## 2019 HONORS

### C.J. Avery

- Fourth team All-ACC Phil Steele

### Mekhi Becton

- ACC Offensive Lineman of the Week (10/7)
- Second team All-American Sporting News
- Fourth team All-American Athlon's
- First team All-ACC Phil Steele
- Outland Trophy Watch List

### Evan Conley

- ACC Rookie of the Week (Oct. 14)
- ACC Quarterback of the Week (Oct. 14)
- Davey O'Brien Award Great Eight (Oct. 14)
- Manning Award Stars of the Week (Oct. 14)

### Blanton Creque

- ACC Special Teams Player of the Week (10/7)

### Seth Dawkins

- ACC Receiver of the Week (10/7)

### Dez Fitzpatrick

- Fourth team All-ACC Phil Steele

### Hassan Hall

- Fourth team All-ACC Phil Steele
- ACC Special Teams Player of the Week (Oct. 14)

### Javian Hawkins

- ACC Back of the Week (10/7)

## Against Ranked Opponents

- ✓ Louisville is 17-57-1 all-time against opponents ranked in the top 25 of the Associated Press Poll, including an 8-16 mark at home and 4-33-1 on the road.
- ✓ The Cardinals snapped a 10-game losing streak versus ranked opponents, with the 62-59 victory over No. 19 Wake Forest. It was only the second ranked ACC opponents the Cardinals have beaten since joining the league in 2014.
- ✓ Louisville is 2-8 against ACC teams ranked in the top 25, with the loss to Clemson.
- ✓ The Cardinals have lost four-straight games at Cardinal Stadium after losing the season opener to No. 3 Clemson on Saturday.

## 13 Cardinals Have 12 or More Starts

- ✓ Louisville has 13 players that have started over 12 games led by offensive tackle **Mekhi Becton** (30), linebacker **Dorian Etheridge** (29), safety **Khane Pass** (25), wide receiver **Seth Dawkins** (24), and defensive tackle **G.G. Robinson** (23).
- ✓ Etheridge, Becton, Pass, Dawkins, and Robinson all could become three-year starters.
- ✓ Dawkins and Pass have started at least one game in each of the last four seasons.

## ACC at Home

- ✓ The Cardinals are 13-9 all-time at home in Atlantic Coast Conference games, despite going winless in 2018.
- ✓ The Cardinals have lost seven of their last 10 league home games, but snapped their conference losing streak with a 41-39 victory over Boston College.
- ✓ Louisville defeated Miami 31-13 in its first ACC game in 2014.

## Hawkins Closing in on Freshman Mark

- ✓ Running back **Javian Hawkins** is approaching some rarefied air after the first seven games. The 5-foot-9 running back has totaled 751 yards as a redshirt freshman, which stands as the third-most in school history, recently surpassing Greg Hickman for third.
- ✓ Hawkins became the third Louisville freshmen to have four 100-yard rushing games in a season. He joins Victor Anderson and Lamar Jackson who each had five 100-yard rushing games as freshmen.
- ✓ The native of Titusville, Fla., needs just 249 yards in his final five games to become only the second freshman to rush for over 1,000 yards in a season. He would be the 18th running back to secure a 100-yard season, and the first freshman since Victor Anderson totaled 1,047 yards in 2008.

1,047	* Victor Anderson (183 att.)	2008
960	Lamar Jackson (163 att.)	2015
751	* Javian Hawkins (137 att.)	2019-
648	* Greg Hickman (150 att.)	1979
621	* George Stripling (79 att.)	2005
573	John Brewer (121 att.)	1948
542	* Ralph Dawkins (121 att.)	1990
503	Michael Bush (81 att.)	2003
497	* Micale Cunningham (79 att.)	2018
462	*Darius Ashley (106 att.)	2009

## Cardinals in Overtime

- ✓ College football introduced overtime during the bowl season in 1995 and adopted the system for regular season games in 1996.
- ✓ Since then, Louisville has played 10 overtime games, but hasn't played in an extra session since 2013.
- ✓ The Cardinals are 5-5 all-time in overtime games since the NCAA instituted the rule in 1996. The Cardinals have lost four of their last six encounters. Their last win was a 31-24 victory at Cincinnati in 2013.

## LOUISVILLE OT GAMES

Date	Opponent	Score
10/7/99	Army	L, 52-59
9/2/00	Kentucky	W, 40-34
9/26/02	Fla. St.	W, 26-20
11/14/02	at S. Miss	W, 20-17
10/4/03	at USF	L, 28-31 (2ot)
10/15/05	at W. Va.	L, 44-46 (3ot)
11/13/10	USF	L, 21-24
10/26/12	Cincinnati	W, 34-31
11/24/12	UConn	L, 20-23 (3ot)
12/5/13	at Cincinnati	W, 31-24

## Post-Mortem Versus Clemson

- ✓ Louisville is 17-57-1 all-time against opponents ranked in the top 25 of the Associated Press poll, with an 8-16 mark at home, and 1-5 all-time against teams ranked No. 2.
- ✓ After failing to record an interception over the first four games, the Cardinals have five over the last three games with two more on Saturday.
- ✓ With **Blanton Creque's** 28-yard field goal in the second quarter, Louisville extended its streak to 244 consecutive games without being shutout.
- ✓ **Mekhi Becton** made his team-high 20th consecutive start on Saturday.
- ✓ **Javian Hawkins** rushed for 129 yards on a career-high 26 carries, to give him 751 yards on the season. Hawkins now has the third-most rushing yards in a season by a freshman, trailing only Victor Anderson (1,047 in 2008) and Lamar Jackson (960 in 2015).
- ✓ Hawkins crossed the 100-yard plateau for the fourth time this season, the third freshman in Louisville history with at least four 100-yard games (Victor Anderson in 2008, Lamar Jackson in 2015).

## ON THIS DAY...

Oct.

26

THE RECORD: 6-7  
 THE STREAK: W3  
 LAST TIME: W, 34-3 at USF,  
 2013

## Last Five Games on Oct. 26

1991	Virginia Tech	A	L	13-41
1996	Cincinnati	H	L	7-10
2002	East Carolina	H	W	44-20
2012	Cincinnati	H	W	34-31(OT)
2013	South Florida	A	W	34-3

**DID YOU KNOW:** The Cardinals defeated Cincinnati 34-31 in overtime on a last minute John Wallace field goal in 2012 at Cardinal Stadium.

## FUTURE SCHEDULES

## 2020

Sept. 20	Murray State
Sept. 26	Western Kentucky
Nov. 21	at Notre Dame
Nov. 28	Kentucky

## 2021

Sept. 4	vs. Ole Miss (Atlanta)
Sept. 11	Eastern Kentucky
Sept. 18	UCF
Nov. 27	at Kentucky

## 2022

Sept. 10	at UCF
Sept. 24	USF
Nov. 5	James Madison
Nov. 25	Kentucky

## 2023

Sept. 9	Murray State
Sept. 16	at Indiana
Oct. 7	Notre Dame
Nov. 25	at Kentucky

## 2024

Aug. 31	at USF
Sept. 7	Indiana
Nov. 20	Kentucky

each had five).

- ✓ Hawkins snapped a streak of 27 consecutive games for Clemson without allowing a 100-yard rusher.
- ✓ **Monty Montgomery** made the first start of his Louisville career at linebacker starting in place of **Dorian Etheridge**, who missed the first half due to a targeting call in the Wake Forest game. Montgomery finished with a season-high five stops on the day.
- ✓ **Jared Goldwire** recorded his second sack of the season in the first quarter. It was just the fifth sack allowed by Clemson in 2019.
- ✓ **Jack Fagot** tallied the first interception of his career, picking off Lawrence at the goal line in the first quarter.
- ✓ **Russ Yeast** picked off a pass in the end zone on the final play of the first quarter, the first interception of his career.
- ✓ **Khane Pass** finished with seven tackles on Saturday, tying for the team lead. Pass, the team's leading tackler, has 41 tackles over the last four games.
- ✓ **Hassan Hall** had a 38-yard kickoff return in the second quarter, moving him into sixth all-time on Louisville's career list with 1,205.
- ✓ **Blanton Creque** connected on his only field goal attempt, a 28-yarder in the second quarter to improve to 8-of-10 on the year. Creque has made at least one field goal in six of seven games this season.
- ✓ **Mason King** averaged 48.5 yards on his six punts, his highest total of the season. King entered with two punts of more than 50 yards this season before tallying two 59-yard kicks on Saturday.

## Streaks and Trends

- ✓ The Cardinals were held to 10 points for the third time in the last six home games after the 45-10 loss to third-ranked Clemson.
- ✓ Since missing a 44-yard field goal versus Boston College on Oct. 12, placekicker **Blanton Creque** has connected on five-straight field goals. He improved to 8-of-10 on the season with a 28-yard field goal versus Clemson.
- ✓ Since being held to a season low 52 yards versus Florida State on Sept. 21, **Javian Hawkins** is averaging 120.3 yards on the ground over the last three contests.
- ✓ Kick returner **Hassan Hall** has totaled 301 kick return yards over the last three contests, and is averaging 50.1 yards a return over that span.
- ✓ Louisville's 8 pass completions were its fewest with 22 or more pass attempts since the Cards were 8-32 passing at Southern Mississippi on Oct. 23, 1982.
- ✓ The Cardinals were held to a season worst 263 yards of total offense versus Clemson—the first time being held under 300 yards of offense in 11

games.

- ✓ Since being held to a season low two receptions versus Eastern Kentucky on Sept. 7, wide receiver **Tutu Atwell** has recorded 28 catches for 446 yards and five touchdowns in the last five games.
- ✓ The Cardinals have given up 35 points or more in four straight games and in 12 of the last 14 games.
- ✓ In his last three starts at linebacker, **Yasir Abdullah** has recorded 15 tackles, 3.0 tackles for loss and an interception over that span.
- ✓ The five interceptions from the Louisville defense has come from five different players.
- ✓ The Cardinals are 0-3 when the opposition scores first, and 4-0 when they get the first points of the game.
- ✓ Over the last two wins, the UofL defense is allowing 49.0 points per game and 615.5 yards of total offense.
- ✓ Since yielding 288 yards of total offense against Western Kentucky, the Cardinals have allowed an average of 576.0 yards of total offense in the last four contests.
- ✓ After failing to record an interception in the first four games, the Cardinals have registered five in the last three contests after picking off two against Clemson.
- ✓ In seven seasons as a head coach, Satterfield owns a 37-8 record in conference play after his team's loss to Clemson last weekend.
- ✓ Scott Satterfield dropped to 1-8 all-time against teams ranked in the top 25 after the 45-10 loss to No. 3 Clemson.
- ✓ Offensive tackle **Mekhi Becton** extended his team high streak of consecutive starts to 20.

## Satterfield the First

- ✓ The Cardinals haven't enjoyed a lot of success versus ranked opponents throughout their history, but maybe Scott Satterfield found something in the 62-59 win over Wake Forest on Oct. 12.
- ✓ The win — coming in the sixth game of the season — was the quickest for a first-year head coach in school history.
- ✓ Steve Kragthorpe was the only other coach to defeat a ranked team in their first season when his team knocked off No. 15 Cincinnati in the seventh game of the 2007 season.

## Need to Score First

- ✓ If the Cardinals are going to have success it seems like they need to get on the board first. Louisville is 0-3 when the opponent scores first and have been outscored 115-51 in losses to Notre Dame, Florida State, and Clemson.
- ✓ On the flip side, if the Cardinals get on the board first, they own a 4-0 record, holding a 183-119 advantage. Louisville has scored over 35 points each time they got on the board first, and haven't been able to crack more than 24 points when the

## SITUATIONAL RECORDS

	2019	Satterfield
Overall	4-3	4-3
vs. ACC Conference	2-2	2-2
vs. Non-Conference	2-1	2-1
at Home	2-2	2-2
in Away Games	1-1	1-1
at Neutral Sites	1-0	1-0
Day Games	2-2	2-2
Night Games (6 p.m. start)	2-1	2-1
Grass	1-1	1-1
FieldTurf	3-2	3-2
vs. Top 25 teams	1-2	1-2
vs. Top 10 teams	0-2	0-2
vs. Top 5 teams	0-1	0-1
vs. Top-Ranked Teams	0-0	0-0
September	2-2	2-2
October	2-1	2-1
November	0-0	0-0
December	0-0	0-0
January	0-0	0-0
Leading at Halftime	4-0	4-0
Trailing at Halftime	0-3	0-3
Tied at Halftime	0-0	0-0
Scoring First	4-0	4-0
Opponent Scoring First	0-3	0-3
Score <20 Points	0-2	0-2
Score 20+ Points	4-1	4-1
Score 30+ Points	4-0	4-0
Score 40+ Points	3-0	3-0
Opponent Score <20 Points	1-0	1-0
Opponent Score 20+ Points	4-3	4-3
Opponent Score 30+ Points	2-3	2-3
Opponent Score 40+ Points	1-1	1-1
Gain <20 First Downs	0-2	0-2
Gain 20+ First Downs	4-1	4-1
Opp. Gain <20 First Downs	2-1	2-1
Opp. Gain 20+ First Downs	2-2	2-2
More Rushing Yards	2-1	2-1
Fewer Rushing Yards	2-2	2-2
Rush for <100 Yards	0-0	0-0
Rush for 100+ Yards	4-3	4-3
Opp. Rush for <100 Yards	1-0	1-0
Opp. Rush for 100+ Yards	3-3	3-3
More Passing Yards	2-0	2-0
Fewer Passing Yards	2-3	2-3
Opp. More Passing Yards	2-3	2-3
Opp. Fewer Passing Yards	2-0	2-0
Pass for <300 Yards	3-3	3-3
Pass for 300+ Yards	1-0	1-0
Opp. Pass for <300 Yards	1-2	1-2
Opp. Pass for 300+ Yards	2-1	2-1
More Total Yards	3-0	3-0
Fewer Total Yards	1-3	1-3
Gain <300 Total Yards	0-1	0-1
Gain 300+ Total Yards	4-2	4-2
Commit Zero TO	1-0	1-0
Win Turnover Battle	3-0	3-0
Equal Turnovers	0-1	0-1
Lose TO Battle	1-2	1-2
Commit <6 Penalties	1-1	1-1
Commit 6+ Penalties	3-2	3-2
Trail Time of Possession	2-1	2-1
Lead Time of Possession	2-2	2-2
3rd Down% <25	0-0	0-0
3rd Down% 25-49	3-3	3-3
3rd% 50+	1-0	1-0
Opp. 3rd Down% <25	0-0	0-0
Opp. 3rd Down% 25-49	4-3	4-3
Opp. 3rd% 50+	0-0	0-0

opposition takes the initial lead.

- ✓ Louisville owns a 70-52 advantage in the first quarter this year.

### Two Quarterback System

- ✓ The old adage of you, "if you have two quarterbacks, you have none", well, head coach Scott Satterfield would disagree. The combination of **Micale Cunningham** and **Evan Conley** has been lethal, despite their combined 8-for-22 performance last weekend. The duo has combined to go 76-of-125 for 1,349 yards and 11 touchdowns, while throwing four interceptions this season. Cunningham is completing a personal best 62.3 percent of his passes and enters the weekend averaging 180.3 yards of total offense this season.
- ✓ While destroying the opponents through the air, the two have been just as effective on the ground, rushing for 307 yards and four scores — averaging 4.6 yards per carry.
- ✓ Cunningham, the starter in the last five games, has combined to go 22-of-35 for 450 yards and three touchdowns, while completing 62.8 percent of his passes.
- ✓ Conley, a true freshman, has gone 28-of-48 for 466 yards and four scores after going 12-of-18 for a career high 196 yards and two scores in the win over Wake Forest on Oct. 12. He also led the team in rushing with 79 yards and a 41-yard touchdown run.
- ✓ The Cardinals rank 19th nationally and lead the ACC in passing efficiency at 161.23.

### The Hawkins and Hall Show

- ✓ Hawkins and Hall have combined to account for 69.6 percent of the team's rushing yards through seven games with 1,058 yards this season. Hawkins is the team's leading rusher with 751 yards, while Hall is next with 307 yards.
- ✓ The two are averaging a combined 151.2 yards per game, with Hawkins totaling 107.3 yards per game and Hall averaging 43.9 yards.
- ✓ Hawkins has four 100-yard games this season, accounting for over 100 yards in the first two games this year, while Hall has been over 50 yards in four of seven games.
- ✓ The duo has combined to record 29 runs of 10 or more yards this year.
- ✓ The duo has combined for 49 first downs and 749 yards have come after contact. Hawkins has 521 yards after contact, while 228 of Hall's 307 yards have come after contact.
- ✓ Hawkins ran for a career-high 172 yards versus Boston College on Oct. 5 — the third game Hawkins ran for 100 yards. He became the first UofL running back with back-to-back 100-yard games since 2016 and the third freshman running back with back-to-back 100-yard games — the first since Victor Anderson in 2008.
- ✓ The duo have combed to rush 211 times without

putting the ball on the turf.

### Academic Success

- ✓ Head coach Scott Satterfield has stressed the importance of academics, and his attention has paid off with tremendous success.
- ✓ The Cardinals achieved an outstanding 2.85 grade-point average for the 2019 spring semester, with 49 student-athletes earning a 3.0 or better GPA. One student-athlete achieved a perfect 4.0 GPA.
- ✓ Louisville received an NCAA Public Recognition Award for a perfect 1,000 Academic Progress Rate score for the 2017-18 season, the second one in school history.
- ✓ The Cardinals had 23 graduates for the year, including 13 going through the graduation ceremony in the summer.
- ✓ The Cardinals have 21 players will take the field with their degrees in hand.

### Big Completions

- ✓ While Scott Satterfield has emphasized running the football, the Cardinals are making big plays in the passing game, averaging 16.8 yards per completion, which ranks fifth in the nation, but ranks second among teams with at least 100 passing attempts. Wyoming leads the country at 18.2 yards a completion.
- ✓ The Cardinals have 10 receptions of over 40 or more yards and seven of better than 50 yards, which is the third-best mark nationally. Louisville also owns three catches of better than 60 yards and two of 70 or more yards.
- ✓ Yards after the catch have also been a big part of the passing offense, as 812 yards have come after the catch. **Tutu Atwell** has 325 yards after the catch, **Seth Dawkins** has 161 yards after the reception, and **Dez Fitzpatrick** has 132 yards after the catch.
- ✓ Of the Cardinals' top four receivers, all of them are averaging better than 15.0 yards per reception. **Seth Dawkins** is averaging 20.2 yards per catch and ranks fifth in the country with three receptions of over 50 yards.
- ✓ **Dez Fitzpatrick** averages 19.6 yards a catch, with eight receptions of over 30+ yards, with a 38-yard catch versus Clemson on Saturday.
- ✓ Atwell, who leads the team with 35 receptions, has eight catches of 20 or more yards and 21 catches of 10 or more. Twenty-five of his 35 catches have gone for first downs.
- ✓ Louisville ranks 25th nationally with 15 touchdown receptions.
- ✓ **Dawkins** ranks 16th nationally with an average of 20.2 yards a catch, **Fitzpatrick** is 22nd at 19.6 yards, **Atwell** is 98th with 15.6 yards a reception.

**2019 ACC STANDINGS**

Atlantic	Conf	Pct.	Overall
Clemson	5-0	1.000	7-0
Wake Forest	2-1	.500	6-1
Louisville	2-2	.500	4-3
Boston College	2-2	.500	4-3
NC State	1-2	.500	4-3
Florida State	2-3	.500	3-4
Syracuse	0-3	.000	3-4

Coastal	Conf	Pct.	Overall
Virginia	3-1	.667	5-2
Pittsburgh	2-1	.667	5-2
Duke	2-2	.500	4-3
North Carolina	2-2	.500	3-4
Virginia Tech	2-2	.500	5-2
Miami	1-3	.250	3-4
Georgia Tech	1-3	.250	2-5

**Oct. 26**

Virginia at Louisville

Miami at Pitt

Syracuse at Florida State

Duke at North Carolina

Boston College at Clemson

**Nov. 2**

Virginia Tech at Notre Dame

Boston College at Syracuse

Wofford at Clemson

Miami at Florida State

Pitt at Georgia Tech

Virginia at North Carolina

NC State at Wake Forest

**Scoring in Bunches**

- ✓ After averaging just 19.8 points per game last season, the Cardinals are on a scoring explosion this season, averaging 33.4 points per game — ranking 40th in the country and fourth in the ACC.
- ✓ Louisville has scored over 24 points in five of the seven games this season and have tallied 38-plus points in four games.
- ✓ Louisville had scored 40 or more in consecutive games for the first time since tallying 56 against Syracuse and 44 at Kentucky in 2017, but the streak was halted after scoring 10 points versus Clemson last Saturday.
- ✓ The 62 points Louisville scored versus Wake Forest were the most since Louisville tallied 63 over No. 2 Florida State in 2016.
- ✓ The Cardinals are on pace to score 448 points this season.
- ✓ Louisville scored over 30 points in three games last season.

**Fourth Down Success**

- ✓ Fourth down has been a good down for the Cardinals, converting on 7-of-12 attempts this season. Louisville's seven successful attempts is tied for the 50th-best total in the nation.
- ✓ The biggest play of the game versus Wake Forest came on fourth down when **Evan Conley** scored on a 41-yard touchdown run with 2:10 remaining to put the Cardinals ahead 62-52.
- ✓ The Cardinals lone fourth-down attempt versus Boston College resulted in a 3-yard touchdown by **Javian Hawkins**.
- ✓ In Louisville's loss to Florida State on Sept. 21, the Cardinals converted on 2-of-3 attempts on fourth down.
- ✓ **Tabarius Peterson** converted a 4th and 8 when he took a direct snap on a punt and ran nine yards for a first down, which led to the Cardinals first touchdown in a loss to Florida State on Sept. 21.

**Satterfield Stamps Rushing Game**

- ✓ Last season, Louisville struggled to run the football, averaging 141.5 yards on the ground with just 18 touchdowns. Through seven games, the Cardinals have seen those totals nearly double averaging 216.9 yards per game after totaling 156 yards in the loss to Clemson — the second-lowest output of the year.
- ✓ Louisville was held to a season low 124 rushing yards versus Florida State on Sept. 21.
- ✓ Louisville has gone over the 200-yard mark in five of the first seven games after hitting that number only four times during the 2018 campaign.
- ✓ Louisville averaged 33.5 attempts in 2018, but that number has increased to an average of 44.7 attempts under the direction of Scott Satterfield, which ranks 20th in the country.
- ✓ The Cardinals have attempted more than 42 rushing attempts in every game but one (38 versus

Eastern Kentucky).

- ✓ After averaging 4.2 yards per carry last season, the Cardinals have upped that to 4.8 yards after the first seven contests.
- ✓ In 2018, the Cardinals recorded 68 runs of 10 or more yards, while the 2019 season has seen the number at 49 after the first seven contests, which ranks 20th nationally.
- ✓ Redshirt freshman running back **Javian Hawkins** has been the instrument to spark the running game, averaging 107.3 yards per game this year, which ranks 15th in the country.
- ✓ In his first full season, Hawkins, who rushed for a career high 172 yards versus Boston College, is the third freshman in school history to have four 100-yard rushing games in the first seven games of the season — joining Victor Anderson (2008) and Lamar Jackson (2015).
- ✓ Hawkins is on pace to become the first running back at Louisville to rush for 1,000 yards since Bilal Powell totaled 1,405 yards in 2010.
- ✓ Last season saw the Cardinals rank 102nd in the country in rushing and last in the ACC, but the improved performance on the ground sees the Cardinals enter this week 24th in the country and third in the ACC.

**Atwell Not Effected by Sophomore Jinx**

- ✓ After catching 24 passes for 406 yards and two touchdowns last season, **Tutu Atwell** has blown past his rookie numbers in his second season. Through seven games, the Miami, Fla., native leads the teams with 35 catches for 546 yards and six touchdowns.
- ✓ The 5-foot-9 speedster ranks 20th nationally with six receiving touchdowns and is 31st with an average of 78.0 yards per game.
- ✓ Louisville is averaging 334.5 yards of total offense over the last two games.
- ✓ With five games remaining, Atwell could approach the top sophomore marks in school history. Arnold Jackson holds the mark for most receptions and receiving yards by a sophomore with 90 catches for 1,165 yards.
- ✓ Atwell needs two catches to pass James Quick for 10th on the list for most catches by a sophomore and 22 yards to move into ninth place on the second-year list.
- ✓ The sophomore has caught at least two passes in all seven games and has gone over 40 yards in six of seven games. Atwell was held to three catches for 37 yards versus Clemson.
- ✓ He tallied his third career 100-yard receiving game by tying his career high with eight receptions for 110 yards in the win over Boston College on Oct. 5.
- ✓ Atwell owns three receptions of 40 or more yards and two of over 50 yards. He's averaging 15.6 yards a reception, which is 13th in the ACC and 98th nationally.
- ✓ The native of Miami caught five passes for 145

## CARDINALS IN THE NFL

AS OF AUG. 1

Jaire Alexander	Green Bay Packers
Joshua Bellamy	New York Jets
Reggie Bonnafon	Carolina Panthers
Teddy Bridgewater	New Orleans Saints
Preston Brown	Cincinnati Bengals
Jamon Brown	Atlanta Falcons
Geron Christian	Washington Redskins
Brandon Dunn	Houston Texans
Josh Harvey-Clemons	Washington Redskins
Cole Hikutini	Dallas Cowboys
Lamar Jackson	Baltimore Ravens
John Miller	Cincinnati Bengals
DeVante Parker	Miami Dolphins
Senorise Perry	Buffalo Bills
Bilal Powell	New York Jets
Sheldon Rankins	New Orleans Saints

## ACADEMIC ACHIEVEMENTS

• Twenty-one players are competing during the season with their degrees in hand.

- Robbie Bell
- Amonte Caban
- Blanton Creque
- Jared Goldwire
- Tyler Haycraft
- Isaiah Hayes
- T.J. Holl
- Thomas Jackson
- Brendan Lowery
- P.J. Mbanasor
- Gary McCrae
- T.J. McCoy
- Tyler Nauret
- Ean Pfeifer
- Khane Pass
- Ronald Rudd
- Damien Smith
- Cornelius Sturghill
- Ty Tyler
- Boosie Whitlow
- Dae Williams

yards and career best three touchdowns in a win over Western Kentucky on Sept. 14. His 35.3 yards per catch average was the fourth-highest total in school history.

- ✓ It was Atwell's second 100-yard receiving game of his career and the first since he and Jaylen Smith each registered 100-yard games against Wake Forest in 2018. Atwell's total is the most yards by a receiver since Jaylen Smith recorded 183 versus North Carolina in 2017.
- ✓ Atwell recorded his first three-touchdown game of his career, scoring on a nine-yard score, a 46-yard strike and a 62-yarder. He's the first UofL wide receiver with three touchdown receptions in a single game since James Quick accomplished that feat against Florida State in 2015.
- ✓ In 16 career games, Atwell has caught 51 passes for 863 yards and seven touchdowns, while averaging a stellar 16.9 yards a reception.

### Getting Vertical

- ✓ Louisville has shown the ability to stretch the field vertically on offense through the first seven games. The Cardinals lead the ACC with 15 plays of over 40 or more yards, nine over 50 yards and four of better than 60 yards — all of which lead the ACC (tied with Clemson with four plays of over 60 yards.)
- ✓ Nationally, the Cardinals rank 21st in the country and second in the ACC by averaging 6.6 yards per play.
- ✓ Louisville ranks eighth nationally with 23 plays of 30 or more yards, fourth with 15 plays of 40 or more yards and sixth with 15 50+ plays.

### Satterfield Picks Up First Ranked Win

- ✓ Scott Satterfield's success over the last four seasons has elevated him into the top echelon of coaches in the FBS. Since 2015, Satterfield's teams have captured 44 wins.
- ✓ The seventh-year head coach picked up his first win over a ranked FBS opponent with a 62-59 win over Wake Forest on Oct. 12. Satterfield is now 1-9 versus ranked foes, going 1-2 at Louisville and 0-7 at Appalachian State
- ✓ Two of Satterfield's losses to ranked teams have come in overtime, dropping a 20-13 decision at No. 9 Tennessee in 2016 and a 45-38 loss at No. 9 Penn State in the 2018 opener.

#### Satterfield Versus Ranked Opponents

Oct. 19, 2019	vs. #3 Clemson	L, 10-45
Oct. 12, 2019	at #19 Wake Forest	W, 62-59
Sept. 2, 2019	#9 Notre Dame	L, 17-35
Oct. 25, 2018	at #25 Georgia Southern	L, 14-34
Sept. 1, 2018	at #9 Penn State	L, 38-45 (ot)
Sept. 2, 2017	at #15 Georgia	L, 10-31
Sept. 17, 2016	#25 Miami	L, 10-45
Sept. 1, 2016	#9 Tennessee	L, 13-20 (ot)
Sept. 12, 2015	at #12 Clemson	L, 10-41

## Degrees in Hand

- ✓ Louisville has 20 players — the third-most nationally — began the season with their degrees in hand, including six graduate transfers.
- ✓ The list includes: Robbie Bell, Amonte Caban, Blanton Creque, Jared Goldwire, Tyler Haycraft, Isaiah Hayes, T.J. Holl, Thomas Jackson, Brendan Lowery, Gary McCrae, P.J. Mbanasor, T.J. McCoy, Tyler Nauret, Ean Pfeifer, Khane Pass, Ronald Rudd, Damien Smith, Cornelius Sturghill, Ty Tyler, Boosie Whitlow.
- ✓ Of the players on the list Robbie Bell, Jared Goldwire, Isaiah Hayes and Dae Williams have multiple years of eligibility remaining.

## This is October

- ✓ The Cardinals have been successful in October, posting an all-time mark of 208-187-5, 68-111-3 on the road, and 139-76-2 in home games.
- ✓ Since 2016, the Cardinals are just 6-8 in the last 14 games in October.
- ✓ Scott Satterfield is 18-8 during the month of October in his seven seasons as a head coach. His teams have 14 of the last 17 games during the month of October after the 45-10 loss to Clemson.

## Conley Joins Elite Company

- ✓ **Evan Conley** doesn't look like a true freshman, and he isn't playing like one. He accounted for 275 yards of total offense and three touchdowns in the 62-59 win over Wake Forest on Oct. 12.
- ✓ He passed for two scores and iced the game with a 41-yard run with 2:10 remaining in the fourth quarter. He becomes the first true freshman to account for three or more scores since Lamar Jackson was responsible for four touchdowns in the Music City Bowl win over Texas A&M in 2015
- ✓ Conley is fourth true freshmen non-starter who came off the bench to rush for a TD and pass for a TD in a game since 1951. Evan Conley at Wake Forest - 2019; Lamar Jackson at Pitt, at Kentucky - 2015 Reggie Bonnafon vs. Murray State, at Boston College - 2014 Jay Gruden vs. Eastern Kentucky- 1985.

## Five Earn Scholarships

- ✓ Head coach Scott Satterfield changed the life of three walk-ons after spring practice when the first-year head coach gave the student-athletes scholarships during a team meeting.
- ✓ Tight end **Marshall Ford**, running back **Maurice Burkley** and safety **Jack Fagot** were given scholarships in the spring, while **Dayna Kinniard** and **Damien Smith** were awarded scholarships in August and September, respectively.

## Dawkins Making Plays

- ✓ Senior **Seth Dawkins** may have only caught 14 passes this season, but the native of Columbus, Ohio has made a number of big plays. The wide-

## OPPONENT WATCH

### NOTRE DAME (5-1)

Last: Open  
Next: at Michigan

### EASTERN KENTUCKY (4-3)

Last: def. Murray State 34-27  
Next: at Eastern Illinois

### WESTERN KENTUCKY (5-2)

Last: def. Charlotte 30-14  
Next: at Marshall

### FLORIDA STATE (3-4)

Last: lost to Wake Forest 22-20  
Next: Syracuse

### BOSTON COLLEGE (4-3)

Last: def. NC State 45-20  
Next: at Clemson

### WAKE FOREST (6-1)

Last: def. Florida State 22-20  
Next: Florida State

### CLEMSON (7-0)

Last: def. Louisville 45-10  
Next: Boston College

### VIRGINIA (5-2)

Last: def. Duke 48-14  
Next: at Louisville

### MIAMI (3-3)

Last: lost to Georgia Tech 28-21  
Next: at Pittsburgh

### NC STATE (4-3)

Last: lost at Boston College 45-20  
Next: at Wake Forest

### SYRACUSE (3-4)

Last: lost to Pittsburgh 27-20  
Next: at Florida State

### KENTUCKY (3-4)

Last: lost to Georgia 21-0  
Next: Missouri

out has caught 14 passes for 283 yards and two scores and is averaging a team high 20.2 yards per catch. He owns three pass receptions of over 50 yards, including a pair of touchdowns.

- ✓ He scored from 55 yards out against Wake Forest, and had a 59-yard score against Boston College on Oct. 5. He also had a career long 77-yard catch that didn't result in a touchdown versus the Eagles, as well.
- ✓ Dawkins has 92 career catches for 1,445 yards and eight scores, while averaging 15.7 yards a reception over his four seasons.
- ✓ The Columbus, Ohio, native needs eight receptions to become the 24th player with 100 career receptions.

### Cunningham Joins Elite Company

- ✓ Quarterback **Micale Cunningham** joined elite company when he picked up 46 yards on the ground in the win over Western Kentucky. The redshirt sophomore became only the third quarterback in school history to reach 600 rushing yards, joining Lamar Jackson (4,132) and Stefan LeFors (756).
- ✓ Cunningham, who has rushed for 746 yards in 15 games, led the Cardinals in rushing with 497 yards last season and is third with 216 yards in 2019. He's third on the school's all-time list with LeFors for most rushing yards by a quarterback.
- ✓ The Montgomery, Ala., native owns eight rushing touchdowns, which is sixth in school history. He put the Cardinals on the board first versus Boston College with a 3-yard touchdown run.

### Career Rushing Touchdowns By QB

50	Lamar Jackson	2015-17
11	Benny Russell	1964-66
10	Wally Oyler	1966-68
9	Dave Ragone	1999-02
9	Brian Brohm	2004-07
8	John Madeya	1970-72
8	<b>Malik Cunningham</b>	<b>2017-</b>

### Hawkins in the Top 20

- ✓ Running back **Javian Hawkins** has had quite a start to his season, leading the Cardinals in rushing in four of seven games 2019. The Titusville, Fla., product has totaled 751 yards and three scores to start the year after rushing 129 yards on a career best 26 carries in the loss to third-ranked Clemson on Oct. 19.
- ✓ Hawkins has ended Clemson's 27-game streak of not allowing a 100-yard rusher after the redshirt freshman added 129 yards.
- ✓ Hawkins ranks 13th nationally with 751 rushing yards and is 15th with his 107.3 yards per game average.
- ✓ He's averaging 5.5 yards per carry and owns 20 runs of over 10 yards, including four of over 40 yards, which is tied for third nationally.

- ✓ Hawkins is the third freshman in Louisville history to have four 100-yard rushing games in the first five games of a season. He joins Victor Anderson (2008) and Lamar Jackson (2015).
- ✓ Hawkins has four of the 28 100-yard rushing games by a freshman.
- ✓ The Titusville, Fla., native is the first running back with four 100-yard games in a season since Brandon Radcliff in 2016.
- ✓ The redshirt freshman has gone 137 carries without a fumble this season.
- ✓ Hawkins has enjoyed running through the middle of the defense as 155 yards have come by that direction and is averaging 7.3 yards per carry. He has 16 carries for 108 yards when traveling around the right end and 116 yards around the left side.
- ✓ Hawkins has recorded 20 first downs on his runs and has 12 rushes of 10 or more yards. He posted a career-long run of 66 yards against Eastern Kentucky.

### Fitzpatrick's Big Season

- ✓ Wide receiver **Dez Fitzpatrick** has found his stride over the last four weeks, recording three 100-yard receiving games and the fifth of his career.
- ✓ He failed to go over the century mark for the first time in three games with three receptions for a team high 63 yards against Clemson.
- ✓ He went over the century mark versus Wake Forest on Oct. 12, catching five passes for 125 yards and two scores. Fitzpatrick is the first Louisville player with three straight 100-yard receiving games since DeVante Parker did it vs. NC State, Florida State, and Boston College in 2014.
- ✓ With two touchdown receptions, Fitzpatrick moved into a tie for seventh place in school history with 17 touchdown receptions. It was Fitzpatrick's third multi-touchdown game of his career.
- ✓ The product of Farmington, Michigan recorded his fourth 100-yard receiving game by pulling in five passes for 108 yards and a score versus Boston College.
- ✓ He caught seven passes for 133 yards and one score against Florida State on Sept. 21, which was just one yard short of tying his career high of 134 yards receiving, which occurred in a loss to NC State during the 2017 season.
- ✓ He has now caught 100 passes for 1,596 yards and 17 touchdowns in his career — becoming the 23rd player in school history with 100 receptions.
- ✓ The junior is second on the team with 24 receptions for 471 yards and three scores. He's averaging 19.6 yards a reception (30th in the nation), which includes the 74-yard touchdown reception versus Florida State on Sept. 21.
- ✓ He's third on the team with eight plays of over 20 or more yards, three of which are touchdowns.

**100-YARD RUSHING GAMES BY A FROSH**

Yards	Player
129	*Javian Hawkins vs. Clemson (26, 2019)
172	*Javian Hawkins vs. Boston College (25, 2019)
123	*Javian Hawkins vs. Eastern Kentucky (11, 2019)
122	*Javian Hawkins vs. Notre Dame (19, 2019)
100	*Micale Cunningham vs. NC State (14, 2018)
129	*Micale Cunningham vs. W. Kentucky (21, 2018)
226	Lamar Jackson vs. Texas A&M (22, 2015)
186	Lamar Jackson at Kentucky (17, 2015)
121	Lamar Jackson at NC State (19, 2015)
184	Lamar Jackson vs. Samford (18, 2015)
106	Lamar Jackson vs. Auburn (16, 2015)
126	L.J. Scott vs. Murray State (11, 2014)
164	*Darius Ashley at West Virginia (33, 2009)
113	*Victor Anderson at Syracuse (23, 2008)
161	*Victor Anderson vs. Middle Tennessee (19, 2008)
100	*Victor Anderson vs. Connecticut (19, 2008)
176	*Victor Anderson vs. Kansas State (18, 2008)
114	*Victor Anderson vs. Tennessee Tech (12, 2008)
137	*George Stripling vs. Syracuse (10, 2005)
117	*George Stripling at Cincinnati (15, 2005)
125	Michael Bush at Cincinnati (11, 2003)
137	Michael Bush vs. Houston (23, 2003)
100	*Otis Floyd vs. Northern Illinois (24, 1996)
140	Frank Moreau vs. Northeast Louisiana (28, 1995)
102	*Ralph Dawkins vs. Kansas (15, 1990)
193	*Greg Hickman at Memphis (33, 1979)
101	*Greg Hickman vs. Tulsa (26, 1979)
141	Bill Layne vs. Evansville (6, 1954)

**Career Milestones****100-Yard Rushing Games**

4	Javian Hawkins
2	Malik Cunningham

**100-Yard Receiving Games**

5	Dez Fitzpatrick
3	Tutu Atwell
2	Seth Dawkins

**300-Yard Passing Games**

2	Jawon Pass
---	------------

**Career Receiving Touchdowns**

33	DeVante Parker	2011-13
33	Ibn Green	1996-99
31	Arnold Jackson	1997-00
25	Anthony Cummings	1987-90
19	J.R. Russell	2001-04
18	Deion Branch	2000-01
17	<b>Dez Fitzpatrick</b>	<b>2017-</b>
17	Gary Barnidge	2004-07
16	Mario Urrutia	2005-07
15	Jaylen Smith	2015-18
15	Harry Douglas	2004-07
15	Ronnie Ghent	2000-03

**Three QBs Toss TD Passes**

- ✓ Based on injuries to the first two quarterbacks, the Cardinals have played three signal callers in the first six games. **Jawon Pass** started the first two games, but an injury allowed **Micale Cunningham** to get the nod over the next four games. When Cunningham went out of the game in the third quarter, freshman **Evan Conley** became the third quarterback to play for the Cardinals this year.
- ✓ Pass, who had season-ending surgery on Oct. 16, started the first two games and tossed four touchdown passes, while Cunningham — in his first start against Western Kentucky — recorded his first two-touchdown game through the air when he connected with Tutu Atwell on nine-yard and 46-yard touchdown passes. Cunningham has thrown for 721 yards and five touchdowns this season.
- ✓ When Conley appeared in the game — on his second career pass — he connected on a 62-yard scoring strike to Atwell — the third different quarterback to throw a touchdown pass. The freshman played extensively versus Boston College, going 10-of-16 for 140 yards and a touchdown.

**Hall Has a Purpose**

- ✓ Sophomore running back **Hassan Hall** has been done a little bit of everything for the Cardinals this season. He has been the second back in the backfield and the team's primary kick returner. Through seven games, Hall ranks 39th in the country and seventh in the ACC with 117.3 all-purpose yards per game.
- ✓ The Atlanta, Ga., native is second on the team in rushing with 307 yards and three touchdowns. He's averaging a solid 4.1 yards per carry this year, and is totaling 43.9 rushing yards per game.
- ✓ Hall has totaled 387 yards on kickoff returns this season, which gives him 811 all-purpose yards in 2019. In two seasons, Hall has registered 2,031 career all-purpose yards after recording 1,220 as a true freshman last season.

**Satterfield Loves to Run the Football**

- ✓ There's no secret Scott Satterfield loves to run the football, and it's shown in the first seven games. The Cardinals are averaging 44.7 attempts per

game. Louisville's 313 rushing attempts are the 18th most in the nation after six games.

- ✓ The Cardinals have totaled an average of 216.9 rushing in those first seven games. The 322 yards rushing vs. EKU were the most since racking up 346 yards on the ground against Kentucky in the 2017 regular-season finale.
- ✓ Louisville ranks 24th in the country in rushing and is 16th nationally with 49 runs of over 10 or more yards. The Cardinals, who averaged just 4.2 yards a rush in 2018, are averaging 4.8 yards per rush, which stands 43rd in the country.
- ✓ In his first five seasons as an FBS head coach, Satterfield's teams ranked in the top 25 in rushing all five seasons — averaging over 200 yards in all five years.
- ✓ In his final season at Appalachian State, the Mountaineers averaged 240.38 yards per game to finish 14th nationally, totaling 31 scores on the ground.

**30 is Magic**

- ✓ In his seven seasons as a head coach, Scott Satterfield's teams are 45-3 when scoring 30 points or more after defeating Wake Forest on Oct. 12. The last loss was a 45-38 decision at No. 9 Penn State last season. Satterfield's teams have won 33 of the last 35 games when his team's score 30 or more points in a game.

**Big Senior Class**

- ✓ Head coach Scott Satterfield has the advantage of starting his career with a big senior class at his disposal. The Cardinals have 25 seniors on the roster after adding six graduate transfers to the team during the offseason.
- ✓ The Cardinals also have 26 juniors on the team, which give the team a total of 51 upperclassmen.

**Becton Dominating the Opposition**

- ✓ Offensive tackle **Mekhi Becton** has gone up against some of the top defensive linemen in the country over the first six weeks, and the 6-foot-7, 367-pound tackle is dominating the opposition. Becton has started all seven games this season, and has yet to allow a sack and just four hits in 490 snaps this season.
- ✓ Becton, who owns 29 career starts, has 35 knock-down blocks this year, an average of 5.0 per game. He recorded a season best eight versus Eastern Kentucky and added seven versus Florida State on Sept. 21.
- ✓ The Highland Springs, Va., native was tabbed a second team preseason All-American.

**Walk-Ons Are People Too**

- ✓ It's no secret that the Cardinals don't have a multitude of depth for Scott Satterfield, but the first-year coach is making due with what he currently has on the roster. This season, the Cardinals

**Amway Coaches Poll**

1	Alabama (44)	7-0	1486
2	Clemson (10)	7-0	1462
3	LSU (3)	7-0	1429
4	Ohio State (8)	7-0	1408
5	Oklahoma	7-0	1343
6	Penn State	7-0	1224
7	Notre Dame	5-1	1138
8	Florida	7-1	1058
9	Georgia	6-1	1054
10	Auburn	6-1	1031
11	Oregon	6-1	979
12	Utah	6-1	852
13	Wisconsin	6-1	767
14	Baylor	7-0	732
15	Texas	5-2	627
16	Minnesota	7-0	587
17	SMU	7-0	577
18	Cincinnati	6-1	468
19	Iowa	5-2	440
20	Michigan	5-2	347
21	Boise State	6-1	286
22	App St.	6-0	225
23	Wake Forest	6-1	185
24	Arizona State	5-2	134
25	Memphis	6-1	118

**Associated Press Poll**

1	Alabama	7-0	1486
2	LSU (16)	7-0	1462
3	Ohio State (13)	7-0	1429
4	Clemson (9)	7-0	1408
5	Oklahoma	7-0	1343
6	Penn State	7-0	1224
7	Florida	7-1	1138
8	Notre Dame	5-1	1058
9	Auburn	6-1	1054
10	Georgia	6-1	1031
11	Oregon	6-1	979
12	Utah	6-1	852
13	Wisconsin	6-1	767
14	Baylor	7-0	732
15	Texas	5-2	627
16	SMU	7-0	587
17	Minnesota	7-0	577
18	Cincinnati	6-1	468
19	Michigan	5-2	440
20	Iowa	5-2	347
21	Appalachian St.	6-0	286
22	Boise State	6-1	225
23	Iowa State	5-2	185
24	Arizona State	5-2	134
25	Wake Forest	6-1	118

played nine former walk-ons, including five who started games this season.

- ✓ On offense, Tyler Haycraft, a former walk-on, and has started the first five games at tackle. Marshon Ford was awarded aid in the spring and is the starter at the H-Back position.
- ✓ Dayna Kinnaird, who was given a scholarship two weeks ago, made a start at defensive end versus Notre Dame.
- ✓ Specialists Blanton Creque and Mason King, who have been a staple on special teams, started as walk-ons. Jack Fagot, Damien Smith, and Maurice Burkley were also former non-scholarship.
- ✓ guys, while Isaac Martin is playing as a walk-on.

**Cunningham as a Passer**

- ✓ Not only has Malik Cunningham changed his first name to Micale, the sophomore has changed as a passer. Over the last three games, Cunningham has completed 34-of-51 passes for 673 yards and five touchdowns and completed 66.7 percent of his throws. He passed for a career high 278 yards and one touchdown, while completing a career best 72.2 percent of his passes versus Boston College on Oct. 5.
- ✓ The previous week against Florida State, Cunningham was 16-of-27 for 286 yards and two scores, including a career long 74-yard touchdown pass to **Dez Fitzpatrick**.
- ✓ In four games, Cunningham has passed for a career high 721 yards and five touchdowns — completing 65.0 percent of his passes. His completion percentage is 36th nationally and fifth in the ACC.
- ✓ Cunningham's 190.1 passing efficiency rating is fifth best in the country and is averaging a healthy 18.5 yards a completion. The native of Montgomery, Ala., has six completions of 40 or more yards, which is tied for the fifth best in the nation.
- ✓ The sophomore is one of 12 quarterbacks with two or more completions of over 70 yards.
- ✓ With 288 yards passing on 13 completions vs. Boston College (22.2 YPC), Cunningham's is the first Louisville player with 20+ yards per completion in a game and 10 or more completions since Brian Brohm vs. Murray State on Aug. 30, 2007 (16 completions for 375 yds, 23.4 YPC).

**Conley Not Phased by the Moment**

- ✓ There haven't been too many moments to phase true freshman quarterback Evan Conley so far through the first six games. He's 28-of-48 for 466 yards and four scores in his first four collegiate games.
- ✓ He had his toughest outing of his freshman season by going 4-of-11 for 44 yards and his second career interception in the loss to No. 3 Clemson.
- ✓ He played the final three quarters in the win over Wake Forest to notch the win off the bench. After **Micale Cunningham** went down in the second quarter with the Cardinals leading 28-14, Conley

entered the game with 12:26 remaining in the second quarter — he wouldn't leave the game again.

- ✓ The native of Marietta, Ga., led the Cardinals to six scoring drives, going 12-of-18 for 196 yards and two touchdowns. He connected on two touchdown passes to **Dez Fitzpatrick** — a 15-yarder in the second quarter and a 50-yarder in the fourth quarter.
- ✓ However, the play of the game was made late in the game when the freshman made a 41-yard touchdown run with 2:10 remaining on a fourth and one play.

**Offense Nears Record Day**

- ✓ The offense was clicking on all cylinders versus Boston College on Oct. 5, scoring on seven of 13 possessions in the game, including five touchdowns.
- ✓ UofL's 664 yards of total offense in the game are the most since gaining 727 yards versus Syracuse in 2017.
- ✓ Louisville's 428 yards passing was its highest total since the Cards passed for 431 yards at Syracuse on Sept. 9, 2016. It's the 14th highest total in school history.
- ✓ It was the first time the Cardinals had multiple 100-yard passers in a game since Lamar Jackson and Jawon Pass on Sept. 30, 2017 against Murray State.
- ✓ Louisville had three 100-yard receivers (Dawkins, Fitzpatrick, Atwell) for the third time in program history. The most recent was Sept. 6, 2007, vs. Middle Tennessee.
- ✓ It was the first time UofL had two 100-yard receivers in a game since the 2017 Boston College game.
- ✓ It was only the second time Louisville had three 100-yard receivers and a 100-yard rusher in a game.
- ✓ Louisville has a 100-yard rusher (Hawkins) and 100-yard receiver in a game for the first time since Lamar Jackson and Jaylen Smith vs. Mississippi State on Dec. 30, 2017.
- ✓ On third down, the Cardinals were 8 of 16, the best this season and the most since converting 10 against Wake Forest (10/27/2018).

**Hall Taking it To the House**

- ✓ Sophomore **Hassan Hall** has developed into one of the nation's most dangerous kick returners, and that was evident with his performance versus Wake Forest on Oct. 12.
- ✓ Hall returned his second career kickoff for a touchdown by tying a school record with a 100-yard yard return. It was Hall's second career return for a touchdown, the first since a 93-yard return against Clemson last season.
- ✓ The sophomore also added an 83-yard return in

## CAREER GAMES PLAYED

Player	'19	'18	'17	'16	'15	'14	Tot
Yasir Abdullah	7	11	-	-	-	-	18
Tutu Atwell	7	12	-	-	-	-	19
C.J. Avery	7	9	13	-	-	-	29
Jeffrey Banks	0	2	0	-	-	-	2
Mekhi Becton	7	12	12	-	-	-	31
Robbie Bell	7	1	13	-	-	-	21
Cole Bentley	5	12	7	-	-	-	24
P.J. Blue	0	12	-	-	-	-	12
Adonis Boone	7	11	-	-	-	-	18
Renato Brown	4	-	-	-	-	-	4
Maurice Burkley	5	12	-	-	-	-	17
Rodjay Burns	7	11	-	-	-	-	18
Amonte Caban	7	12	10	13	-	-	42
Caleb Chandler	7	6	2	-	-	-	15
Marlon Character	7	12	-	-	-	-	19
Jean-Luc Childs	7	-	-	-	-	-	7
Malik Clark	7	9	-	-	-	-	16
Evan Conley	4	-	-	-	-	-	4
Blanton Creque	6	12	13	12	-	-	44
Hunter Crowe	1	0	-	-	-	-	1
Malik Cunningham	6	10	-	-	-	-	16
Jordan Davis	5	10	11	-	-	-	26
Seth Dawkins	7	10	12	12	-	-	41
Derek Dorsey	7	12	11	-	-	-	30
Zach Edwards	2	-	-	-	-	-	2
Dorian Etheridge	7	10	13	-	-	-	30
Jack Fagot	7	7	-	-	-	-	14
Dez Fitzpatrick	7	12	13	-	-	-	32
Marshon Ford	7	4	-	-	-	-	11
Thurman Geathers	7	-	-	-	-	-	7
Jared Goldwire	7	10	-	-	-	-	17
Hassan Hall	7	12	-	-	-	-	19
Mitch Hall	7	8	13	-	-	-	28
Javian Hawkins	7	4	-	-	-	-	11
Tyler Haycraft	7	12	10	6	-	-	35
Quen Head	7	12	-	-	-	-	19
Isaiah Hayes	4	5	-	11	-	-	20
Robert Hicks	7	9	-	-	-	-	16
TJ Holl	6	12	4	10	12	-	44
Thomas Jackson	6	11	3	13	5	-	38
Anthony Johnson	7	11	-	-	-	-	18
Josh Johnson	3	0	10	-	-	-	13
Chandler Jones	7	11	-	-	-	-	18
Mason King	7	11	13	13	-	-	44
Tobias Little	4	0	9	-	-	-	13
Brendan Lowery	1	6	1	-	-	-	7
Justin Marshall	7	9	-	-	-	-	16
Isaac Martin	7	0	-	-	-	-	7
P.J. Mbanasor	6	12	0	0	10	-	28
T.J. McCoy	7	4	9	7	-	-	27
Gary McCrae	7	2	8	2	-	-	19
Thomas Nauert	1	-	-	-	-	-	1
Nick Okeke	6	11	6	-	-	-	23
Khane Pass	7	12	13	12	-	-	44
Devante Peete	7	11	-	13	-	-	31
Tabarius Peterson	7	12	13	-	-	-	32
Telly Plummer	0	9	-	-	-	-	9
Ramon Puryear	3	-	-	-	-	-	3
Aidan Robbins	1	-	-	-	-	-	1
G.G. Robinson	7	11	13	10	-	-	41
Damien Smith	7	2	10	8	-	-	27
Emonee Spence	0	2	3	-	7	-	12
Cornelius Sturghill	6	12	4	-	7	-	29
Taylor-Yamonoha	0	1	1	-	-	-	2
Caleb Tillman	0	0	3	-	-	-	3
Trenell Troutman	7	9	-	-	-	-	16
Ty Tyler	7	13	12	11	-	-	43
Keion Wakefield	7	10	-	-	-	-	17
Boosie Whitlow	7	7	-	-	-	-	14
Russ Yeast	7	11	12	-	-	-	30

the win over Wake Forest. He added a 38-yarder on his lone return versus Clemson

- ✓ Hall is the ninth player in school history with over 1,000 career kickoff return yards, ranking sixth in school history with 1,205 career yards.
- ✓ The native of Atlanta, Ga., is the first Louisville player with a rushing touchdown and kickoff return touchdown in the same game since Walter Peacock did it vs. Furman on Nov. 17, 1973.
- ✓ Hall's 220 kickoff returns yards are the second most in school history, only behind the 247 he registered in a loss at Clemson last season.
- ✓ It was the ninth 100-yard kickoff return in school history and the first since Traveon Samuel had one versus Clemson in 2015.
- ✓ The Cardinals are third in the country in the country, averaging 31.0 yards a return. The 6-foot-0, 198-pounder ranks third nation in kick return at 38.7 yards a return.
- ✓ Hall is averaging 27.4 yards a return on 44 career returns.

## King Looks to Maintain Record

- ✓ Senior punter Mason King has enjoyed a terrific career as the team's punter the last three seasons. The former St. Xavier product is in his final season holding the school record for career punting average at 42.5 yards a punt. He has punted 199 times for 8,463, which is fourth all-time in school history. He needs 31 yards to move into third place in career punting yards.
- ✓ He needs only one more punt to become the fourth punter in school history to record 200 or more punts.
- ✓ Through the first seven games, King is averaging 42.7 yards a boot and has placed seven punts inside the opposition's 20-yard line.
- ✓ The former St. Xavier graduate had his best game of the season against Clemson, averaging a season high 48.5 yards a kick and had two punts of over 50 yards, including a 59-yarder.
- ✓ The Louisville native averaged 40.6 yards per punt last season — the lowest of his career — and placed a career high 19 punts inside the opponents' 20-yard line. He booted a career best nine punts in a loss to Boston College and had season best 46.5 yards a punt in a win over Indiana State in the home opener.
- ✓ King set a school record by averaging 43.9 yards a punt in 2016 and 2017 and connected on 24 punts of better than 50 yards in those seasons combined. He nailed a career long 60-yard punt versus Clemson in a 42-36 loss to the Tigers.
- ✓ With the help of King's high and deep punts, the Cardinals rank 43rd in net punting at 39.5 yards per punt, while the punt return defense stands at 24th in the nation, allowing an average of 3.8 yards a return. Opponents have returned only 11 punts for 42 yards in the first seven games of the year.

## Creque Climbing the Charts

- ✓ Entering the program as a walk-on, senior Blanton Creque has an opportunity to leave the squad as one of the best kickers in school history.
- ✓ The senior is off to a solid start to the 2019 season, connecting on 8-of-10 attempts, with his two misses coming from over 40 yards.
- ✓ Creque ranks 53rd in the country with an average of 1.14 field goals per game and is 37th in field goal percentage at 80.0 percent.
- ✓ He moved into third place all-time with 307 points — becoming only the third player in school history with 300 career points and surpassing Lamar Jackson.
- ✓ The native of Shelbyville, Ky., is third on the school's all-time field goals made list with 51 after connecting on a field goal versus Clemson.
- ✓ He nailed two versus Boston College, including the game winner with 1:02 left in the game against Boston College — the second one in his career. He defeated Florida State in 2017 with a late fourth quarter field goal.
- ✓ He also has 154 career extra points, which moved him into third place all-time.
- ✓ In his final season, Creque continues to be the school's all-time leader in field goal percentage at 83.6 percent. The product of Collins High has connected on 51-of-61 attempts, and has made his last five attempts.
- ✓ He owns the second spot in school history by making 14-straight field goals during his career. He also owns streaks of 10 and nine consecutive field goals made.

## Louisville Career Field Goal Leaders

1.	66	John Wallace	2. (85 attempts)	2012-15
2.	60	Art Carmody	(73 attempts)	2004-07
3.	51	<b>Blanton Creque (61 attempts)</b>	<b>2016-</b>	
	44	Nate Smith	(64 attempts)	2000-03
5.	36	Ron Bell	(58 attempts)	1987-90
6.	35	David Akers	(61 attempts)	1993-96
7.	32	Chris Philpott	(44 attempts)	2008-11
8.	24	Wilbur Summers	(47 attempts)	1972-75
89.	22	Jon Hilbert	(33 attempts)	1996-99
10.	22	Klaus Wilmsmeyer	(30 attempts)	1988-91

## Louisville Career Points Leader

433	Art Carmody	(60 FGs, 253 PATs)	2004-07
384	John Wallace	(66 FGs, 186 PATs)	2012-15
307	Blanton Creque	(50 FGs, 153 PATs)	2016-
300	Lamar Jackson	(50 TDs)	2015-17
300	Lenny Lyles	(49 TDs, 6 PATs)	1954-57
275	Nate Smith	(44 FGs, 143 PATs)	2000-03
246	Michael Bush	(41 TDs)	2003-06
216	David Akers	(35 FGs, 111 PATs)	1993-96
198	DeVante Parker	(33 TDs)	2011-14
198	Ibn Green	(33 TDs)	1996-99
198	Tom Lucia	(33 TDs)	1947-50

### Third-Down Success

- ✓ Getting off the field on third down has been a key to the defense this season. Louisville has held the opposition to a 36.0 percent conversion rate on third down, ranking 48th in the nation and seventh in the ACC
- ✓ In the win over Boston College on Oct. 5, the Cardinals held the Eagles to just 4-of-15 and are limiting opponents to a 29 percent conversion rate.
- ✓ Louisville ranked dead last nationally last year, allowing opponents to convert 51.9 percent of their third-down opportunities.

### Cards Surpass '18 Total for Sacks

- ✓ Totalling 11 sacks in 12 games was definitely a problem, and the Cardinals have addressed it in a big way. In the first seven games, the Cardinals have surpassed that total with 14 sacks through seven games — five coming against Eastern Kentucky.
- ✓ The Cardinals, who ranked 125th last season with an average of 0.92 sacks per game, are 76th in the country and 11th in the ACC with an average of 2.0 sacks a game.
- ✓ Nine different players have recorded sacks in the first five contests, led by **Rodjay Burns**, **Monty Montgomery**, **Jared Goldwire**, and **G.G. Robinson** all lead the team with a pair of sacks.
- ✓ **Yasir Abdullah** recorded his first career sack in the first quarter and **Jared Goldwire** recorded his first career sack in the second quarter in the win over Eastern Kentucky. Montgomery notched his first sack against Western Kentucky.
- ✓ **C.J. Avery** and **Dorian Etheridge** added their first sacks on the year in the loss to Florida State on Sept. 21.
- ✓ The Cardinals also have recorded 69 pressures on the quarterback, with defensive tackle **G.G. Robinson** leading the way with 12 and **Dorian Etheridge** with eight.

### Burns Scores First Defensive TD

- ✓ Outside linebacker **Rodjay Burns** continues to excel in Bryan Brown's defensive scheme.
- ✓ Moved from cornerback, Burns is third on the team with 44 tackles after recording a career best 16 tackles in the win over Wake Forest.
- ✓ Despite the defense giving up 59 points, Burns was the team leader in tackles, and also recorded 2.0 tackles for loss, a forced fumble, and his third career interception.
- ✓ The transfer from Ohio State is the team's leader with 6.0 tackles for loss and also owns a pair of sacks.
- ✓ He recorded six tackles versus Notre Dame and seven against Eastern Kentucky. He leads the team with a pair of sacks and 3.0 tackles for loss.
- ✓ The former Trinity High product scooped up a

fumble and returned it 30 yards against Western Kentucky for his first defensive touchdown and the first non-offensive score of the Scott Satterfield era.

### Abdullah Takes to Starting Role

- ✓ Linebacker **Yasir Abdullah** has made the most of his opportunity since being inserted into the starting lineup three games ago. In those three contests, the Miami, Fla., native has recorded 15 tackles, 3.0 tackles for loss, an interception and recovered a fumble.
- ✓ In the win over Wake Forest, Abdullah had one of his better games of his career, recording six tackles, recovered a fumble, and picked off his first career pass. With the Cardinals holding a 31-21 lead, Abdullah recorded an interception at the Louisville four-yard line with 18 seconds left before the half.
- ✓ The sophomore has been credited with 25 tackles, 4.0 tackles for loss, and one sack in seven games this season.

### Etheridge Continues Strong Career

- ✓ Junior **Dorian Etheridge** has been the leader of the defense over the last three seasons, and 2019 has been much of the same. The native of Charleston, W. Va., has registered 172 tackles in 29 games. He's fifth with 34 tackles and also has 4.5 tackles for loss.
- ✓ He's coming off his best game of the season, recording eight tackles in the win over Wake Forest. It was the third game of seven of more tackles for the junior linebacker.
- ✓ He opened the season with three tackles and recovered a fumble in the loss to the Irish, while being credited with seven tackles and one for a loss in the win over Eastern Kentucky.
- ✓ The 2018 campaign saw him miss a pair of games, totaling 55 tackles and 4.0 tackles for loss.
- ✓ As a true freshman in 2017, Etheridge was named a freshman All-American after leading the team with 83 tackles, including a career best 14 stops versus Boston College.
- ✓ In his career, Etheridge has recorded three games of 10 or more tackles.

### Avery Builds Off 2018

- ✓ Junior **C.J. Avery** finished second on the team in tackles last year despite missing three games. He recorded a career high 15 tackles in a loss to Boston College and seven against Wake Forest.
- ✓ The 2019 season has seen the product of Grenada, Miss., is second on the team with 50 tackles and is tied for second with one sack.
- ✓ He has recorded over six tackles in five of the seven games this year after leading the team with seven tackles in the loss to Clemson on

Oct. 19.

- ✓ He recorded a season high 13 tackles and a pass break-up in the win over Wake Forest and had nine stops on Sept. 21 in a loss at Florida State
- ✓ His 50 stops are the most among the linebackers.

### Pass Leads Team in Tackles

- ✓ Senior **Khane Pass** is putting together an impressive senior season, recording seven or more tackles in each of the last four contests. The Columbus, Ga., has been credited with 41 tackles over that span.
- ✓ He recorded 12 tackles versus Florida State and Boston College and added 10 against Wake Forest.
- ✓ In the loss to Clemson on Oct. 19, was tied for the team lead with seven tackles.
- ✓ Pass leads the team with 56 tackles and ranks 17th nationally with an average of 5.7 solo tackles per game and stands 67th in the country with an average of 8.0 tackles per game.
- ✓ He opened the season with six stops versus Notre Dame and had 12 tackles versus Florida State and Boston College
- ✓ In 41 career games, the Columbus, Ga., native has totaled 157 career tackles.

### Interception Streak

- ✓ After going the first four games without an interception, the Cardinals might have found something in the secondary. Over the last three games, the Cardinals have registered five interceptions, four coming in the last two games.
- ✓ **Russ Yeast** and **Jack Fagot** recorded their first interceptions of their career in the loss to Clemson on Saturday, picking off Heisman Trophy candidate Trevor Lawrence.
- ✓ The previous week, **Rodjay Burns** and **Yasir Abdullah** picked off passes the previous week in the win over Wake Forest.
- ✓ The Cardinals stopped their streak when cornerback **Anthony Johnson** registered his second career interception and the first of the entire season against Boston College. Opponents had thrown 142 passes without an interception.

### Yeast Establishes Career Highs

- ✓ Safety **Russ Yeast** made a position switch from cornerback to safety, and it's certainly paid off this year. The product of Greenwood, Ind., is fourth on the team with a career high 41 tackles, including 26 solo stops.
- ✓ He was credited with five tackles and his first interception in the loss to Clemson on Saturday.
- ✓ As a sophomore last season, Yeast recorded 23 tackles in 12 games.
- ✓ In the win over Boston College on Oct. 5, Yeast made a career-high 11 total tackles, including eight solo.
- ✓ In the last three games, Yeast has registered 29 tackles, recording his career high versus Boston College on Oct. 5.

## SCOTT SATTERFIELD

Head Coach • 1st Season • Appalachian St. '95

Scott Satterfield, who guided his teams to three consecutive Sun Belt Conference championships, was named the 23rd head football coach at the University of Louisville on Dec. 4, 2018.

Satterfield compiled a remarkable 51-24 record at Appalachian State, including a 38-10 conference mark in six seasons with the Mountaineers. His conference record of 34-6 in five Sun Belt seasons is the best in the league over that span. Notably, he became the first coach to lead a school from the FCS level to FBS and immediately earn three-consecutive bowl wins.

In the Mountaineers' short time in the FBS era, Satterfield directed Appalachian State to three-straight conference titles and led the program to four straight bowl appearances.

Hosting the first Sun Belt Conference Championship Game in league history, Appalachian State won 30-19 against Louisiana to claim its third straight league title and earn an automatic bid to face Middle Tennessee of Conference USA in the R-L Carriers New Orleans Bowl.

In 23 seasons at Appalachian State, including five as a quarterback (1991-95) and 12 as an assistant coach (1998-2008, 2012), the Mountaineers secured three NCAA Division I FCS national titles and 11 conference championships.

This past season, the Mountaineers were 10-2 and captured the East Division title behind a 7-1 league record. The team has compiled five straight wins heading into its bowl appearance, outscoring opponents 157-60.

Defensively, the Mountaineers were sixth nationally in total defense, yielding only 279.3 yards per game and sixth allowing 15.7 points per contest. On offense, Satterfield's team averaged 36.7 points per game, which is 20th in the country, and 15th in rushing offense behind 241.0 yards per game on the ground.

In 2017, Appalachian State registered a 9-4 mark that included a 7-1 record within the league and a 34-0 win over Toledo in the Dollar General Bowl. The Mountaineers ranked among the top 20 teams nationally in fewest sacks allowed (No. 2 with eight), first downs allowed (No. 20 with 222), fewest passes picked off by opposing defenses (No. 8 with six), defensive interceptions (No. 12 with 18), sacks per game (No. 17 with 2.92), and turnover margin (No. 11 with 0.92).

In 2016, the Mountaineers completed a 10-win season, winning nine of their last 10 contests to finish at 10-3 overall – capped by a 31-28 win over Toledo in the Camellia Bowl. The Mountaineers' two losses came at the hands of ranked opponents, opening the season with a 20-13 overtime loss to No. 9 Tennessee and a defeat to No. 25 Miami two weeks later.

They put together one of the most statistically complete seasons in league history, allowing less than 12 points per game in Sun Belt action. Overall, the Mountaineers led the conference in scoring defense (17.0 points per game), total defense (326.0 yards per game), rushing offense (245.6 yards per game), turnover margin (+8), and time of possession (33:25). In conference games, Appalachian State led the league in total offense (452.5 yards per game).

In 2015, Satterfield's third year leading the Mountain-



eers, the team posted an 11-2 record. It was the highest win total by an FBS program in its first season of bowl eligibility after completing the transition. The Mountaineers ranked among the Sun Belt's top two in 19 of the league's 33 statistical categories.

Known as an innovative offensive mind, Satterfield's team that season scored over 28 points in 11 games. To add to that success, the Mountaineers finished 11th in the nation in total defense, yielding only 314.5 yards per game, and 14th in the country in scoring defense at 19.1 points per game. Appalachian State held seven opponents to 14 points or less, including a pair of shutouts.

The Hillsborough, N.C., native won four games in his first season, but steadily improved the program over the next five seasons. In 2014, Satterfield's squad captured a 7-5 mark, winning its final six games to close out its first season as an FBS member.

Satterfield spent the first 11 seasons of his professional career in Boone, coaching the Mountaineers' wide receivers (1998), running backs (1999-02) and quarterbacks (2003-08). He was an integral part of Appalachian State's transition from a Power-I to a Spread offense in 2004.

With Satterfield serving as the Mountaineers' primary play-caller, Appalachian State ranked among the nation's top 20 in five major offensive statistical categories (scoring, rushing, passing, passing efficiency and total offense) from 2004-08. In 2007, the season in which Appalachian State took down Michigan, the Mountaineers led the nation with a school-record 488.3 yards of total offense per game.

Prior to his return to Appalachian State as the assistant head coach and offensive coordinator in 2012, Satterfield spent one season as the passing game coordinator and quarterbacks coach at Toledo (2009) and two as the offensive coordinator at FIU (2010-11).



### Personal

- **Bachelor's Degree:** Appalachian State (Physical Education, 1996)
- **Wife:** Beth (Burleson)
- **Sons:** Bryce and Isaac
- **Daughter:** Alli

**LOUISVILLE (2019)**  
Head Coach

**APPALACHIAN STATE (2012-18)**  
Head Coach (2013-18)  
Offensive Coordinator (QB) (2012)

**FIU (2010-11)**  
Offensive Coordinator (QB)

**TOLEDO (2009)**  
Passing Game Coordinator (QB)

**APPALACHIAN STATE (1998-2008)**  
Assistant Coach (QB) (2003-08)  
Assistant Coach (RB) (1999-2002)  
Assistant Coach (WR) (1998)

### SATTERFIELD'S HEAD COACHING RECORD

2013	Appalachian State (HC)	4-8
2014	Appalachian State (HC)	7-5
2015	Appalachian State (HC)	11-2
2016	Appalachian State (HC)	10-3
2017	Appalachian State (HC)	9-4
2018	Appalachian State (HC)	10-2
2019	Louisville (HC)	4-3

Overall Record	192-85
Head Coach Record	55-27
Record As Assistant	137-58

# SATTERFIELD GAME-BY-GAME

## 2013 (4-8, 4-4 SoCon)

Date	Opponent	Score
Aug. 31	at Montana	L, 6-30
Sep. 7	North Carolina A&T	L, 21-24
Sep. 21	at Elon	W, 31-21
Sep. 28	Charleston Southern	L, 24-27
Oct. 5	at The Citadel	L, 28-31
Oct. 12	Samford	L, 10-34
Oct. 19	at Furman	L, 10-27
Oct. 26	Georgia Southern	W, 38-14
Nov. 2	Chattanooga	L, 28-35
Nov. 9	at Georgia	L, 6-45
Nov. 16	at Wofford	W, 33-21
Nov. 23	Western Carolina	W, 48-27

## 2014 (7-5, 6-2 Sun Belt)

Date	Opponent	Score
Aug. 30	at Michigan	L, 14-52
Sep. 6	Campbell	W, 66-0
Sep. 20	at Southern Miss.	L, 20-21
Sep. 25	at Georgia Southern	L, 14-34
Oct. 4	South Alabama	L, 21-47
Oct. 11	Liberty	OT L, 48-55
Oct. 18	at Troy	W, 53-14
Nov. 1	Georgia State	W, 44-0
Nov. 8	UL Monroe	W, 31-29
Nov. 15	at Arkansas State	W, 37-32
Nov. 22	at UL Lafayette	W, 35-16
Nov. 29	Idaho	W, 45-28

## 2015 (11-2, 7-1 Sun Belt)

Date	Opponent	Score
Sep. 5	Howard	W, 49-0
Sep. 12	at Clemson	L, 10-41
Sep. 26	at Old Dominion	W, 49-0
Oct. 3	Wyoming	W, 31-13
Oct. 10	at Georgia State	W, 37-3
Oct. 17	at UL Monroe	W, 59-14
Oct. 22	Georgia Southern	W, 31-13
Oct. 31	Troy	W, 44-41
Nov. 5	Arkansas State	L, 27-40
Nov. 14	at Idaho	W, 47-20
Nov. 28	UL Lafayette	W, 28-7
Dec. 5	at South Alabama	W, 34-27
Dec. 19	Ohio ^	W, 31-29

^ - Raycom Media Camellia Bowl

## 2016 (10-3, 7-1 Sun Belt)

Date	Opponent	Score
Sep. 1	Tennessee	L, 13-20
Sep. 10	Old Dominion	W, 31-17
Sep. 17	Miami (Fla.)	L, 10-45
Sep. 24	at Akron	W, 45-38
Oct. 1	Georgia State	W, 17-3
Oct. 12	at UL Lafayette	W, 24-0
Oct. 22	Idaho	W, 37-19
Oct. 27	at Georgia Southern	W, 34-10
Nov. 5	Texas State	W, 25-10
Nov. 12	at Troy	L, 24-28
Nov. 19	UL Monroe	W, 42-17
Nov. 26	at New Mexico State	W, 37-7
Dec. 17	Toledo ^	W, 31-28

^ - Raycom Media Camellia Bowl

## 2017 (9-4, 7-1 Sun Belt)

Date	Opponent	Score
Sep. 2	at Georgia	L, 10-31
Sep. 9	Savannah State	W, 54-7
Sep. 16	at Texas State	W, 20-13
Sep. 23	Wake Forest	L, 19-20
Oct. 7	New Mexico State	W, 45-31
Oct. 14	at Idaho	W, 23-20
Oct. 21	Coastal Carolina	W, 37-29
Oct. 28	at UMass	2OT L, 27-30
Nov. 4	at UL Monroe	L, 45-52
Nov. 9	Georgia Southern	W, 27-6
Nov. 25	at Georgia State	W, 31-10
Dec. 2	Louisiana	W, 63-14
Dec. 23	Toledo ^	W, 34-0

^ - Dollar General Bowl

## 2018 (11-2, 7-1 Sun Belt)

Date	Opponent	Score
Sep. 1	at Penn State	OT L, 38-45
Sep. 8	at Charlotte	W, 45-9
Sep. 22	Gardner Webb	W, 72-7
Sep. 29	South Alabama	W, 52-7
Oct. 9	at Arkansas State	W, 35-9
Oct. 20	Louisiana	W, 27-17
Oct. 25	at Georgia Southern	L, 14-34
Nov. 3	at Coastal Carolina	W, 23-7
Nov. 10	at Texas State	W, 38-7
Nov. 17	Georgia State	W, 45-17
Nov. 24	Troy	W, 21-10
Dec. 1	Louisiana ^	W, 30-19

## 2019 (4-3, 2-2 ACC)

Date	Opponent	Score
Sep. 2	Notre Dame	L, 17-35
Sep. 7	Eastern Kentucky	W, 42-0
Sept. 14	vs. Western Kentucky	W, 38-21
Sept. 21	at Florida State*	L, 24-35
Oct. 5	Boston College*	W, 41-39
Oct. 12	at #19 Wake Forest	W, 62-59
Oct. 19	#3 Clemson	L, 10-45

## RECORD VS. ALL OPPONENTS

Akron	1-0
Arkansas State	2-1
Boston College	1-0
Campbell	1-0
Charleston Southern	0-1
Charlotte	1-0
Chattanooga	0-1
The Citadel	0-1
Clemson	0-2
Coastal Carolina	2-0
Eastern Kentucky	1-0
Elon	1-0
Florida State	0-1
Furman	0-1
Gardner-Webb	1-0
Georgia	0-2
Georgia Southern	4-2
Georgia State	5-0
Howard	1-0
Idaho	4-0
Liberty	0-1
Louisiana	6-0
Massachusetts	0-1
Miami (Fla.)	0-1
Michigan	0-1
Montana	0-1
New Mexico State	2-0
North Carolina A&T	0-1
Notre Dame	0-1
Ohio	1-0
Old Dominion	2-0
Penn State	0-1
Samford	0-1
Savannah State	1-0
South Alabama	2-1
Southern Miss	0-1
Tennessee	0-1
Texas State	3-0
Toledo	2-0
Troy	3-1
ULM	3-1
Wake Forest	1-1
Western Carolina	1-0
Western Kentucky	1-0
Wofford	1-0
Wyoming	1-0
<b>TOTAL</b>	<b>55-27</b>

# COACHING STAFF



## BRYAN BROWN

Defensive Coordinator/Cornerbacks

**Game Location: Field**

The architect of one the nation's top defenses in 2017, Bryan Brown was promoted into the defensive coordinator position with the Mountaineers where he tutored one of the top defensive units in the nation.

In leading the Mountaineers to their third-straight Sun Belt title, a 10-2 record and a fourth consecutive bowl appearance, Brown's defense ranked sixth nationally in scoring defense at 15.7 points per game, holding the opposition to 10 or fewer points in seven contests. Brown's unit also ranked third in the country in passing defense (148.1) and sixth in total defense (279.3).

Before earning a promotion to the defensive coordinator position, Brown served as the cornerbacks coach at Appalachian State from 2012-17, leading one of nation's most opportunistic units.



## CORT DENNISON

Co-Defensive Coordinator/Outside Linebackers

**Game Location: Press Box**

Cort Dennison returned to the University of Louisville football staff in January of 2019 as the co-defensive coordinator and outside linebackers coach.

Before coaching the 2018 season at Oregon, Dennison spent four seasons with the Cardinals (2014-17), where he established himself as a quality young coach and one of the best recruiters in the nation.

A Salt Lake City, Utah, native, Dennison coached the outside linebackers and assisted in bringing one of the highest-rated recruiting classes in Oregon history.

For his abilities, Dennison was named to 247Sports' 30 Under 30 coaching list in 2017 and 2018. Before moving west, he ranked seventh on InsidetheACC's Top 10 Recruiters list after the 2017 season. This past season, Dennison was chosen to ESPN's 40 under 40, five sacks, five forced fumbles and an interception.



## DWAYNE LEDFORD

Offensive Coordinator/Offensive Line

**Game Location: Field**

Considered one of the top offensive line tacticians in the country, Dwayne Ledford was named the offensive coordinator and offensive line coach.

Ledford joins the Louisville staff after three seasons as the offensive line coach and run game coordinator at NC State, where he helped construct the Wolfpack's offensive lines into one of the best units in the ACC. Senior Garrett Bradbury was a consensus All-American earned Associated Press All-America honors and won the Rimington Trophy as the nation's top center. Bradbury and left tackle Tyler Jones both made the All-ACC team this season. It was the first time since 1974 the Pack had two from the offensive linemen on the first-team.

The Wolfpack had a 1,000-yard rusher in each season of Ledford's tenure. NC State went from 2002 to 2015 without a 1,000-yard rusher, which was the longest drought in the country.

A two-time Broyles Award (2014, 2017) nominee, Ledford saw four of his five starters on the offensive linemen line earn All-ACC honors in 2017: Tony Adams, Bradbury, Tyler Jones and Will Richardson (2nd), who was drafted in the fourth round by the Jacksonville Jaguars.



## GUNTER BREWER

Wide Receivers

**Game Location: Field**

A veteran with over 30 years of coaching experience, Brewer joined the staff after one season coaching the Philadelphia Eagles in the National Football League.

While in Philadelphia, Brewer helped guide the Eagles to a trip to the playoffs before losing a heartbreaker to the New Orleans Saints in the Divisional Round.

Before his stint in the NFL, Brewer made his name in the college game after coaching a trio of Biletnikoff Award finalists throughout his career – Randy Moss, Dez Bryant and Justin Blackmon. Both Moss and Blackmon went on win the award, making Brewer one of three college coaches to coach multiple winners.

Brewer has a long history of coaching wide receivers in the Atlantic Coast Conference after mentoring the wide outs at North Carolina for 11 years, including six as the co-offensive coordinator from 2012-17.

While with the Tar Heels, he coached four of the top five wide receivers in career receptions at UNC. Ryan Switzer owns the school record with 244, followed by Quinshad Davis in second place (205), Jawarski Pollock in fourth (177) and Erik Highsmith in fifth (167).



## SHADON BROWN

Safeties

**Game Location: Press Box**

A veteran of the coaching profession and a Kentucky native, ShaDon Brown spent the 2017-18 seasons as part of Mike MacIntyre's staff at Colorado as the secondary coach, and was promoted to defensive passing game coordinator for the 2018 season.

The Colorado secondary thrived over Brown's two years, allowing opponents to complete just 56.2 percent of passes. The Buffaloes led the Pac-12 Conference in opposing completion percentage (56.7 percent) this season and ranked fourth in 2017.

Brown coached a pair of All-Conference selections at Colorado with Evan Worthington garnering honorable mention honors in 2018. Isaiah Oliver was a first team All-Pac-12 selection in 2017 and was a second round selection by the Atlanta Falcons in the 2018 National Football League draft.

Prior to his time in Boulder, Brown spent the 2016 season coaching cornerbacks at Army. The Black Knights had one of the top defensive back units in the country, ranking sixth nationally in passing defense (170.2 yards per game), 11th in interceptions (17) and 17th in pass efficiency defense (115.12 rating).

Brown was part of Army's turnaround from 2-10 in 2015 to an 8-5 record in 2016 that included a win over North Texas in the Heart of Dallas Bowl.



## STU HOLT

Tight Ends/Special Teams

**Game Location: Field**

Stu Holt, a 22-year coaching veteran and one of the top special teams coaches in the nation.

Before joining the Louisville staff, Holt spent four seasons coaching the running backs and serving as the special teams coordinator at Appalachian State, guiding the Mountaineers to three consecutive conference championships and four bowl appearances.

Holt's running backs eclipsed the 1,000-yard mark in four consecutive seasons, including Darrynton Evans, who ranked in the top-20 nationally with 1,187 yards and averaged better than 6.6 yards per carry in guiding the Mountaineers to an 11-2 mark and their third straight Sun Belt title. Evans earned first team all-Sun Belt and third team all-purpose.

The Mountaineers recorded 10 100-yard running games and averaged 240.3 yards on the ground, tallying 10 games of 200 or more yards on the ground.

# COACHING STAFF



## MARK IVEY

Defensive Line

**Game Location: Field**

Mark Ivey, a long-time assistant at Appalachian State, takes over as the defensive line coach at Louisville.

Before joining the Louisville staff, Ivey spent seven seasons with the Mountaineers, coaching the outside linebackers and the defensive line.

Ivey was promoted to interim head coach following Satterfield's departure to Louisville, guiding the Mountaineers to a 45-13 win over Middle Tennessee in the 2018 R+L Carriers New Orleans Bowl.

In guiding Appalachian State to a win in the first Sun Belt Championship Game and picking up a bowl win, Ivey worked with a defensive line that included All-Sun Belt first-team pick MyQuon Stout, who recorded 21 tackles. Ivey's coaching development helped three walk-ons become regular contributors as part of a nine-man rotation.

Before the 2018 season, Ivey was promoted to assistant head coach to go along with his duties as the defensive line coach.

Assisting on the defensive side of the football, Appalachian State's defense ranked 17th nationally in 2017 with 38 sacks.



## DALE JONES

Inside Linebackers

**Game Location: Field**

Veteran defensive coach Dale Jones spent 23 seasons at Appalachian State.

Before joining the Louisville staff, Jones was a consistent fixture on the Appalachian State defensive staff, assisting in a period of growth and success, especially on the defensive side of the football. The Mountaineers won three straight league titles and made four consecutive postseason appearances.

In addition to coaching the inside linebackers, Jones was elevated to a co-defensive coordinator position in 2018. Jones' defense was the main reason the Mountaineers won the inaugural Sun Belt Championship Game and dominated Middle Tennessee in the school's fourth-straight bowl appearance.

With Jones assisting with the defense, Appalachian State was one of the best in the Sun Belt Conference and ranked highly in a number of national defensive statistics. The Mountaineers ranked fifth nationally in scoring defense and passing defense, while closing the year sixth in total defense.

Under the guidance of Jones, Jordan Fehr was a first team all-Sun Belt honoree after finishing the season with 85 stops, 7.5 tackles for loss and 5.5 sacks, while Anthony Flory earned third team accolades after finishing with 96 tackles and 6.0 tackles for loss. The duo ranked among the top linebackers from bowl teams in tackles per game.

Jones came to Appalachian State in 1996 and served as the team's defensive line coach and special teams coordinator for nine seasons (1996-2004). He began an eight-year tenure as the Mountaineers' linebackers coach in 2005 and was also the program's defensive coordinator for three seasons (2010-12). He directed the defensive line in 2013 before taking over the inside linebackers in 2014.



## NORVAL MCKENZIE

Running Backs

**Game Location: Field**

Norval McKenzie, who was a 2018 Broyles Award nominee, spent the previous three seasons as the running backs coach at Arkansas State.

In 2018, McKenzie's running backs were an integral component of the offense that averaged 186.4 yards on the ground, guiding the Red Wolves to an 8-5 record and a win over Nevada in the Arizona Bowl.

As the special teams coordinator, McKenzie's units were some of the best all-time and in the nation. The Red Wolves set an NCAA record for punt return defense by holding opponents to -15 yards for the season, and closing the year ranked sixth nationally in kick return defense.

Murray, who finished seventh in the Sun Belt in rushing, ran for 860 yards and eight scores, while Wand totaled 792 yards and four touchdowns to help the Red Wolves finish fifth in the conference in rushing. Wand closed his career finishing in the top 10 in school history in rushing yards.

McKenzie's impact was felt during his second season, helping the Red Wolves rank No. 10 in the nation in total offense, averaging a school-record 494.8 yards per game. The unit also accounted for 10 combined touchdowns as the team ranked No. 13 in the country in scoring offense with 37.8 points per game. In that season, Wand and Johnson combined for 1,145 yards and nine touchdowns.

In McKenzie's first season in 2016, the Red Wolves won a Sun Belt Conference championship with a 7-1 record and defeated UCF 31-13 in the Cure Bowl. rushed for a team-high 879 yards, while also posting 24 receptions for 279 yards and three more scores.

Before his stint at Arkansas State, McKenzie spent five seasons at Furman, serving as the running backs coach, special teams coordinator and recruiting coordinator.



## FRANK PONCE

Quarterbacks

**Game Location: Press Box**

Regarded as one of the top recruiters in the state of Florida, Frank Ponce came to Louisville after six successful seasons as the co-offensive coordinator/passing game coordinator at Appalachian State.

Ponce's six seasons as Appalachian State's co-offensive coordinator and quarterbacks coach coincided with a resurgence for the Mountaineers. Over that span, Ponce spearheaded an improved offense that finished with a 50-24 record and three consecutive Sun Belt championships.

Appalachian State ranked 15th nationally in rushing offense in 2018, while ranking 20th in scoring offense. The Mountaineers scored 30 or more points in nine games. In assisting with a potent running attack, Ponce's offense totaled nine games of rushing for over 200 yards.

Ponce tutored Sun Belt Offensive Player of the Year Zac Thomas to a stellar statistical season in his only year as the starter. Thomas led the league in QBR (No. 12 FBS, 79.3), yards per pass attempt (No. 30 FBS, 8.1) and yards per completion (No. 37 FBS, 12.93). With TD runs of 25 and 35 yards in the Sun Belt title game pushing his season total to 10 rushing TDs, the 11th-best mark among FBS QBs, he is 63-of-97 passing for 717 yards with 11 total TDs (seven passing) and no INTs since returning to the lineup after missing four games with an injury.

Leading Appalachian State to an 11-2 record, Ponce's potent aerial attack led the Sun Belt in passing efficiency (163.2), which stood seventh-best nationally, en route to the No. 2 best red zone offense in the conference.

In his first season at Appalachian State (2013), Ponce directed the Southern Conference's No. 2-ranked passing game (271.8 ypg).

Ponce arrived in Boone, N.C. after six seasons (2007-12) as the wide receivers coach at Florida International, where he worked with Satterfield for the two seasons that Satterfield served as FIU's offensive coordinator (2010-11).

# 2019 Schedule and Results

Date	Opponent	Result	Score	Record	Conference	Time	Attend
Sept. 2	#9 Notre Dame	L	17-35	0-1	0-0	3:21	58187
Sept. 7	Eastern Kentucky	W	42-0	1-1	0-0	2:57	48808
Sept. 14	vs. Western Kentucky	W	38-21	2-1	0-0	3:22	22665
Sept. 21	at Florida State *	L	24-35	2-2	0-1	3:27	46530
Oct. 5	Boston College *	W	41-39	3-2	1-1	3:26	46007
Oct. 12	at #17 Wake Forest *	W	62-59	4-2	2-1	4:04	24434
Oct. 19	#2 Clemson *	L	10-45	4-3	2-2	3:21	51015

\*ACC Game

## Team Statistics

TEAM STATISTICS	LOU	OPP
SCORING	234	234
Points Per Game	33.4	33.4
Points Off Turnovers	28	45
FIRST DOWNS	146	155
Rushing	70	64
Passing	66	79
Penalty	10	12
RUSHING YARDAGE	1518	1343
Yards gained rushing	1741	1493
Yards lost rushing	223	150
Rushing Attempts	313	277
Average Per Rush	4.8	4.8
Average Per Game	216.9	191.9
TDs Rushing	13	14
PASSING YARDAGE	1679	1842
Comp-Att-Int	100-174-5	144-241-5
Average Per Pass	9.6	7.6
Average Per Catch	16.8	12.8
Average Per Game	239.9	263.1
TDs Passing	15	18
TOTAL OFFENSE	3197	3185
Total Plays	487	518
Average Per Play	6.6	6.1
Average Per Game	456.7	455.0
KICK RETURNS: # Yards	14-434	27-638
PUNT RETURNS: # Yards	11-130	11-42
INT RETURNS: # Yards	5-34	5-31
KICK RETURN AVERAGE	31.0	23.6
PUNT RETURN AVERAGE	11.8	3.8
INT RETURN AVERAGE	6.8	6.2
FUMBLES-LOST	12-7	10-5
PENALTIES-Yards	46-394	40-290
Average Per Game	56.3	41.4
PUNTS-Yards	32-1365	37-1530
Average Per Punt	42.7	41.4
Net punt average	39.5	37.3
KICKOFFS-Yards	44-2614	37-2302
Average Per Kick	59.4	62.2
Net kick average	39.2	36.3
TIME OF POSSESSION/Game	31:29	28:31
3RD-DOWN Conversions	38/96	36/99
3rd-Down Pct	40%	36%
4TH-DOWN Conversions	7/12	3/11
4th-Down Pct	58%	27%
SACKS BY-Yards	14-85	20-110
MISC YARDS	0	0
TOUCHDOWNS SCORED	30	32
FIELD GOALS-ATTEMPTS	8-10	3-7
ON-SIDE KICKS	0-1	2-5
RED-ZONE SCORES	(23-25) 92%	(22-27) 81%
RED-ZONE TOUCHDOWNS	(18-25) 72%	(21-27) 78%
PAT-ATTEMPTS	(30-30) 100%	(31-31) 100%
ATTENDANCE	204017	70964
Games/Avg Per Game	4/51004	2/35482
Neutral Site Games		1/22665

## Individual Offensive Statistics

RUSHING	GP	Att	Gain	Loss	Net	Avg	TD	Long	Avg/G
Hawkins, J.	7	137	798	47	751	5.5	4	66	107.3
Hall, H.	7	74	339	32	307	4.1	3	17	43.9
Cunningham, M.	6	50	280	64	216	4.3	3	38	36.0
Pass, J.	2	20	136	32	104	5.2	2	24	52.0
Conley, E.	4	18	126	35	91	5.1	1	41	22.8
Burkley, M.	5	6	27	0	27	4.5	0	12	5.4
Atwell, T.	7	3	26	0	26	8.7	0	11	3.7
Peterson, T.	7	1	9	0	9	9.0	0	9	1.3
TEAM	4	4	0	13	-13	-3.2	0	0	-3.2
<b>Total</b>	<b>7</b>	<b>313</b>	<b>1741</b>	<b>223</b>	<b>1518</b>	<b>4.8</b>	<b>13</b>	<b>66</b>	<b>216.9</b>
<b>Opponents</b>	<b>7</b>	<b>277</b>	<b>1493</b>	<b>150</b>	<b>1343</b>	<b>4.8</b>	<b>14</b>	<b>49</b>	<b>191.9</b>

PASSING	G	Effic	Cmp-Att-Int	Pct	Yds	TD	Lng	Avg/G
Cunningham, M.	6	183.47	48-77-2	62.3	883	7	77	147.2
Conley, E.	4	159.05	28-48-2	58.3	466	4	62	116.5
Pass, J.	2	136.78	24-46-1	52.2	330	4	50	165.0
Atwell, T.	7	0.00	0-2-0	0.0	0	0	0	0.0
TEAM	4	0.00	0-1-0	0.0	0	0	0	0.0
<b>Total</b>	<b>7</b>	<b>161.23</b>	<b>100-174-5</b>	<b>57.5</b>	<b>1679</b>	<b>15</b>	<b>77</b>	<b>239.9</b>
<b>Opponents</b>	<b>7</b>	<b>144.45</b>	<b>144-241-5</b>	<b>59.8</b>	<b>1842</b>	<b>18</b>	<b>77</b>	<b>263.1</b>

RECEIVING	G	No.	Yds	Avg	TD	Lng	Avg/G
Atwell, T.	7	35	546	15.6	6	62	78.0
Fitzpatrick, D.	7	24	471	19.6	5	74	67.3
Dawkins, S.	7	14	283	20.2	2	77	40.4
Ford, M.	7	8	145	18.1	2	48	20.7
Marshall, J.	5	3	79	26.3	0	35	15.8
Wakefield, K.	6	3	33	11.0	0	17	5.5
Jackson, T.	5	3	19	6.3	0	9	3.8
Peete, D.	7	2	37	18.5	0	26	5.3
Davis, J.	5	2	19	9.5	0	18	3.8
Hawkins, J.	7	1	13	13.0	0	13	1.9
Johnson, J.	3	1	12	12.0	0	12	4.0
Hall, H.	7	1	10	10.0	0	10	1.4
Little, T.	2	1	9	9.0	0	9	4.5
Martin, I.	6	1	8	8.0	0	8	1.3
Pass, J.	2	1	-5	-5.0	0	0	-2.5
<b>Total</b>	<b>7</b>	<b>100</b>	<b>1679</b>	<b>16.8</b>	<b>15</b>	<b>77</b>	<b>239.9</b>
<b>Opponents</b>	<b>7</b>	<b>144</b>	<b>1842</b>	<b>12.8</b>	<b>18</b>	<b>77</b>	<b>263.1</b>

PUNT RETURNS	No.	Yds	Avg	TD	Long
Burns, R.	8	44	5.5	0	12
Atwell, T.	3	86	28.7	0	50
<b>Total</b>	<b>11</b>	<b>130</b>	<b>11.8</b>	<b>0</b>	<b>50</b>
<b>Opponents</b>	<b>11</b>	<b>42</b>	<b>3.8</b>	<b>0</b>	<b>20</b>

# 2019 Offensive Statistics

INTERCEPTIONS	No.	Yds	Avg	TD	Long
Burns, R.	1	4	4.0	0	4
Yeast, R.	1	0	0.0	0	0
Abdullah, Y.	1	7	7.0	0	7
Johnson, A.	1	11	11.0	0	11
Fagot, J.	1	12	12.0	0	12
<b>Total</b>	<b>5</b>	<b>34</b>	<b>6.8</b>	<b>0</b>	<b>12</b>
<b>Opponents</b>	<b>5</b>	<b>31</b>	<b>6.2</b>	<b>0</b>	<b>28</b>

KICK RETURNS	No.	Yds	Avg	TD	Long
Hall, H.	10	387	38.7	1	100
Hawkins, J.	3	47	15.7	0	36
Martin, I.	1	0	0.0	0	0
<b>Total</b>	<b>14</b>	<b>434</b>	<b>31.0</b>	<b>1</b>	<b>100</b>
<b>Opponents</b>	<b>27</b>	<b>638</b>	<b>23.6</b>	<b>0</b>	<b>44</b>

FUMBLE RETURNS	No.	Yds	Avg	TD	Long
Burns, R.	1	30	30.0	1	30
<b>Total</b>	<b>1</b>	<b>30</b>	<b>30.0</b>	<b>1</b>	<b>30</b>
<b>Opponents</b>	<b>3</b>	<b>40</b>	<b>13.3</b>	<b>0</b>	<b>35</b>

----- PATs -----

SCORING	TD	FGs	Kick	Rush	Rcv	Pass	DXP	Saf	Points
Creque, B.	0	8-10	30-30	0-0	0	0-0	0	0	54
Atwell, T.	6	0-0	0-0	0-0	0	0-0	0	0	36
Fitzpatrick, D.	5	0-0	0-0	0-0	0	0-0	0	0	30
Hawkins, J.	4	0-0	0-0	0-0	0	0-0	0	0	24
Hall, H.	4	0-0	0-0	0-0	0	0-0	0	0	24
Cunningham, M.	3	0-0	0-0	0-0	0	0-0	0	0	18
Ford, M.	2	0-0	0-0	0-0	0	0-0	0	0	12
Dawkins, S.	2	0-0	0-0	0-0	0	0-0	0	0	12
Pass, J.	2	0-0	0-0	0-0	0	0-0	0	0	12
Conley, E.	1	0-0	0-0	0-0	0	0-0	0	0	6
Burns, R.	1	0-0	0-0	0-0	0	0-0	0	0	6
<b>Total</b>	<b>30</b>	<b>8-10</b>	<b>30-30</b>	<b>0-0</b>	<b>0</b>	<b>0-0</b>	<b>0</b>	<b>0</b>	<b>234</b>
<b>Opponents</b>	<b>32</b>	<b>3-7</b>	<b>31-31</b>	<b>0-0</b>	<b>1</b>	<b>1-1</b>	<b>0</b>	<b>0</b>	<b>234</b>

TOTAL OFFENSE	G	Plays	Rush	Pass	Total	Avg/G
Cunningham, M.	6	127	216	883	1099	183.2
Hawkins, J.	7	137	751	0	751	107.3
Conley, E.	4	66	91	466	557	139.2
Pass, J.	2	66	104	330	434	217.0
Hall, H.	7	74	307	0	307	43.9
Burkley, M.	5	6	27	0	27	5.4
Atwell, T.	7	5	26	0	26	3.7
Peterson, T.	7	1	9	0	9	1.3
TEAM	4	5	-13	0	-13	-3.2
<b>Total</b>	<b>7</b>	<b>487</b>	<b>1518</b>	<b>1679</b>	<b>3197</b>	<b>456.7</b>
<b>Opponents</b>	<b>7</b>	<b>518</b>	<b>1343</b>	<b>1842</b>	<b>3185</b>	<b>455.0</b>

FIELD GOALS	FG-A	Pct	01-19	20-29	30-39	40-49	50-99	Lg	Blk
Creque, B.	8-10	80.0	0-0	1-1	4-4	3-5	0-0	43	0

FG SEQUENCE	LOUISVILLE	OPPONENTS
Notre Dame	(42)	-
Eastern Kentucky	43	-
Western Kentucky	(43)	-
Florida State	(30)	51,47,41
Boston College	44,(34),(41)	(45)
Wake Forest	(32),(36)	(34)
Clemson	(28)	(51),44

Numbers in (parentheses) indicate field goal was made.

PUNTING	No.	Yds	Avg	Long	TB	FC	I20	50+	Blkd
King, M.	32	1365	42.7	60	3	11	7	4	0
<b>Total</b>	<b>32</b>	<b>1365</b>	<b>42.7</b>	<b>60</b>	<b>3</b>	<b>11</b>	<b>7</b>	<b>4</b>	<b>0</b>
<b>Opponents</b>	<b>37</b>	<b>1530</b>	<b>41.4</b>	<b>63</b>	<b>1</b>	<b>12</b>	<b>10</b>	<b>6</b>	<b>0</b>

KICKOFFS	No.	Yds	Avg	TB	OB	Retn	Net	YdLn
Creque, B.	44	2614	59.4	10	1			
<b>Total</b>	<b>44</b>	<b>2614</b>	<b>59.4</b>	<b>10</b>	<b>1</b>	<b>638</b>	<b>39.2</b>	<b>25</b>
<b>Opponents</b>	<b>37</b>	<b>2302</b>	<b>62.2</b>	<b>21</b>	<b>0</b>	<b>434</b>	<b>36.3</b>	<b>28</b>

ALL PURPOSE	G	Rush	Rec	PR	KOR	IR	Tot	Avg/G
Hawkins, J.	7	751	13	0	47	0	811	115.9
Hall, H.	7	307	10	0	387	0	704	100.6
Atwell, T.	7	26	546	86	0	0	658	94.0
Fitzpatrick, D.	7	0	471	0	0	0	471	67.3
Dawkins, S.	7	0	283	0	0	0	283	40.4
Cunningham, M.	6	216	0	0	0	0	216	36.0
Ford, M.	7	0	145	0	0	0	145	20.7
Pass, J.	2	104	-5	0	0	0	99	49.5
Conley, E.	4	91	0	0	0	0	91	22.8
Marshall, J.	5	0	79	0	0	0	79	15.8
Burns, R.	7	0	0	44	0	4	48	6.9
Peete, D.	7	0	37	0	0	0	37	5.3
Wakefield, K.	6	0	33	0	0	0	33	5.5
Burkley, M.	5	27	0	0	0	0	27	5.4
Davis, J.	5	0	19	0	0	0	19	3.8
Jackson, T.	5	0	19	0	0	0	19	3.8
Johnson, J.	3	0	12	0	0	0	12	4.0
Fagot, J.	6	0	0	0	0	12	12	2.0
Johnson, A.	7	0	0	0	0	11	11	1.6
Little, T.	2	0	9	0	0	0	9	4.5
Peterson, T.	7	9	0	0	0	0	9	1.3
Martin, I.	6	0	8	0	0	0	8	1.3
Abdullah, Y.	7	0	0	0	0	7	7	1.0
TEAM	4	-13	0	0	0	0	-13	-3.2
<b>Total</b>	<b>7</b>	<b>1518</b>	<b>1679</b>	<b>130</b>	<b>434</b>	<b>34</b>	<b>3795</b>	<b>542.1</b>
<b>Opponents</b>	<b>7</b>	<b>1343</b>	<b>1842</b>	<b>42</b>	<b>638</b>	<b>31</b>	<b>3896</b>	<b>556.6</b>

# 2019 Defensive Statistics

DEFENSIVE LEADERS	GP	-----Tackles-----			TFL/Yds	-Sacks-  No-Yards	---Pass Def---		QBH	-Fumbles-		Blkd Kick	Saf
		Solo	Ast	Total			Int-Yds	BrUp		Rcv-Yds	FF		
30 Pass, K.	7	41	16	57	2.0-4	.	.	1	.	.	1	.	.
9 Avery, C.	7	34	16	50	2.5-4	1.0-3	.	3	1	.	.	.	.
10 Burns, R.	7	30	14	44	6.0-26	2.0-15	1-4	1	2	1-30	1	.	.
3 Yeast, R.	7	26	15	41	1.0-2	.	1-0	4	1	.	.	.	.
17 Etheridge, D.	7	20	14	34	4.5-15	1.0-4	.	2	2	1-0	.	.	.
2 Jones, C.	7	23	4	27	3.5-6	.	.	5	.	.	.	.	.
22 Abdullah, Y.	7	16	9	25	4.0-15	1.0-7	1-7	.	.	1-0	.	.	.
27 Johnson, A.	7	15	6	21	.	.	1-11	4	.	1-0	2	.	.
53 Caban, A.	7	10	10	20	3.5-8	.	.	.	4	.	1	.	.
7A Montgomery, M.	7	13	4	17	2.0-14	2.0-14	.	1	.	1-0	2	.	.
11 Okeke, N.	6	5	11	16	1.0-4	1.0-4	.	.	1	.	.	.	.
6 Sturghill, C.	6	15	.	15	.	.	.	2	.	.	.	.	.
20 Troutman, T.	7	8	6	14	1.0-2	.	.	.	.	.	.	.	.
29 Peterson, T.	7	3	10	13	.	.	.	.	2	.	.	.	.
90 Goldwire, J.	7	8	5	13	2.0-11	2.0-11	.	2	1	.	.	.	.
94 Robinson, G.	7	9	4	13	3.0-14	2.0-13	.	2	2	.	.	.	.
38 Fagot, J.	6	8	5	13	.	.	1-12	.	.	.	.	.	.
49 Whitlow, B.	7	5	3	8	3.0-19	1.0-12	.	.	.	.	.	.	.
15 Head, Q.	7	5	3	8	.	.	.	.	.	.	.	.	.
12 Character, M.	6	6	1	7	.	.	.	.	.	.	.	.	.
92 Clark, M.	6	4	2	6	2.0-5	.	.	.	.	.	.	.	.
93 McCrae, G.	6	3	2	5	.	.	.	.	.	.	.	.	.
33 Hayes, I.	3	4	1	5	.	.	.	.	.	.	.	.	.
1A Mbanasor, P.	6	4	1	5	.	.	.	.	.	.	.	.	.
18 Tyler, T.	7	3	1	4	.	.	.	.	3	.	.	.	.
57 Kinnaird, D.	6	1	3	4	.	.	.	.	1	.	.	.	.
35 Holl, T.	7	1	2	3	.	.	.	.	.	.	.	.	.
5A Hicks, R.	7	1	2	3	1.0-3	.	.	.	.	.	.	.	.
2A Peete, D.	7	2	1	3	.	.	.	.	.	.	.	.	.
5 Dawkins, S.	7	1	1	2	.	.	.	.	.	.	.	.	.
60 Haycraft, T.	7	1	.	1	.	.	.	.	.	.	.	.	.
91 Dorsey, D.	6	1	.	1	.	.	.	.	.	.	.	.	.
8A Wakefield, K.	6	1	.	1	.	.	.	.	.	.	.	.	.
83 Ford, M.	7	1	.	1	.	.	.	.	.	.	.	.	.
73 Becton, M.	7	1	.	1	.	.	.	.	.	.	.	.	.
7 Fitzpatrick, D.	7	.	1	1	.	.	.	.	.	.	.	.	.
43 Smith, D.	6	.	1	1	.	.	.	.	.	.	.	.	.
1 Atwell, T.	7	1	.	1	.	.	.	.	.	.	.	.	.
45 Creque, B.	7	1	.	1	.	.	.	.	.	.	.	.	.
31 Edwards, Z.	2	1	.	1	.	.	.	.	.	.	.	.	.
<b>Total</b>	<b>7</b>	<b>332</b>	<b>174</b>	<b>506</b>	<b>42-152</b>	<b>14-85</b>	<b>5-34</b>	<b>27</b>	<b>20</b>	<b>5-30</b>	<b>7</b>	.	.
<b>Opponents</b>	<b>7</b>	<b>318</b>	<b>156</b>	<b>474</b>	<b>68.0-217</b>	<b>20-110</b>	<b>5-31</b>	<b>19</b>	<b>14</b>	<b>7-40</b>	<b>5</b>	.	.

# 2019 Team Comparison

Opponent	Score	Total	First Downs			Pen	Rushing Number-Yards	Passing Comp-Att-Int	Yards	Total Offense Plays-Yards	Return Yards	TO
			Rush	Pass								
NOTRE DAME	17-35	21/18	14/9	6/9	1/0		47-249/42-230	12-28-0/14-23-0	134/193	75-383/65-423	59/16	3/1
EASTERN KENTUCKY	42-0	23/10	12/6	9/4	2/0		38-322/43-128	13-20-1/9-15-0	220/42	58-542/58-170	37/156	1/0
Western Kentucky	38-21	21/14	12/3	7/8	2/3		50-206/23-43	11-17-0/25-47-0	209/245	67-415/70-288	79/109	1/2
Florida State	24-35	18/26	8/8	8/16	2/2		47-124/41-140	16-28-1/26-34-0	286/382	75-410/75-522	47/35	2/0
BOSTON COLLEGE	41-39	26/24	7/11	18/11	1/2		44-236/45-259	23-34-0/15-33-1	428/304	78-664/78-563	65/178	0/2
Wake Forest	62-59	22/40	9/16	12/20	1/4		44-225/46-245	17-25-1/33-56-2	295/423	69-520/102-668	291/155	2/3
CLEMSON	10-45	15/23	8/11	6/11	1/1		43-156/37-298	8-22-2/22-33-2	107/253	65-263/70-551	50/102	3/2
<b>Totals</b>	<b>234-234</b>	<b>146/155</b>	<b>70/64</b>	<b>66/79</b>	<b>10/12</b>		<b>313-1518/277-1343</b>	<b>100-174-5/144-241-5</b>	<b>1679/1842</b>	<b>487-3197/518-3185</b>	<b>628/751</b>	<b>12/10</b>

Note: Game totals are displayed in the format TEAM/OPPONENT for each category

Opponent	3rd Down Conversions	4th Down Conversions	Time of Possession	TOP Margin	Avg Yds/Rush	Avg Yds/Pass	Avg Yds/Play	Punting Number-Avg	Penalties Number-Yards
NOTRE DAME	6-15/5-12	1-2/0-1	32:00/28:00	4:00	5.3/5.5	4.8/8.4	5.1/6.5	5-41.4/6-39.3	8-50/4-20
EASTERN KENTUCKY	4-9/6-16	1-2/0-2	26:33/33:27	-6:54	8.5/3.0	11.0/2.8	9.3/2.9	2-46.5/9-37.4	5-30/7-68
Western Kentucky	4-11/4-16	1-2/1-4	31:11/28:49	2:22	4.1/11.9	12.3/5.2	6.2/4.1	4-38.2/5-41.6	6-69/5-25
Florida State	5-17/5-14	2-3/0-1	33:42/26:18	7:24	2.6/3.4	10.2/11.2	5.5/7.0	6-44.2/4-42.0	7-54/5-36
BOSTON COLLEGE	8-16/4-15	1-1/2-3	34:54/25:06	9:48	5.4/5.8	12.6/9.2	8.5/7.2	5-39.4/4-51.2	7-61/5-35
Wake Forest	6-14/7-15	1-1/0-0	32:09/27:51	4:18	5.1/5.3	11.8/7.6	7.5/6.5	4-39.8/6-44.7	8-90/8-59
CLEMSON	5-14/5-11	0-1/0-0	29:54/30:06	-0:12	3.6/8.1	4.9/7.7	4.0/7.9	6-48.5/3-36.0	5-40/6-47
<b>Totals</b>	<b>38-96/36-99</b>	<b>7-12/3-11</b>	<b>220:23/199:37</b>	<b>20:46</b>	<b>4.8/4.8</b>	<b>9.6/7.6</b>	<b>6.6/6.1</b>	<b>32-42.7/37-41.4</b>	<b>394/290</b>

Note: Game totals are displayed in the format TEAM/OPPONENT for each category

## Red Zone Charts

### Louisville Inside Opponent Red Zone

Date	Opponent	Score	Time In RZ	Times Scored	Total Pts	Rush TDs	Pass TDs	TDs	FGs Made	FGA	Failed to score inside RZ				Half	Game
											Downs	Int	Fumb			
Sept. 2	Notre Dame	L, 17-35	2	2	14	2	2	0	0	0	0	0	0	0	0	0
Sept. 7	Eastern Kentucky	W, 42-0	5	4	28	4	1	3	0	0	0	0	0	0	1	0
Sept. 14	vs Western Kentucky	W, 38-21	3	2	14	2	1	1	0	0	0	0	0	0	1	0
Sept. 21	at Florida State	L, 24-35	3	3	17	2	1	1	1	0	0	0	0	0	0	0
Oct. 5	Boston College	W, 41-39	4	4	24	3	3	0	1	0	0	0	0	0	0	0
Oct. 12	at Wake Forest	W, 62-59	6	6	34	4	2	2	2	0	0	0	0	0	0	0
Oct. 19	Clemson	L, 10-45	2	2	10	1	1	0	1	0	0	0	0	0	0	0
<b>Totals</b>			<b>25</b>	<b>23</b>	<b>141</b>	<b>18</b>	<b>11</b>	<b>7</b>	<b>5</b>	<b>0</b>	<b>0</b>	<b>0</b>	<b>0</b>	<b>0</b>	<b>2</b>	<b>0</b>
			23 of 25 (92.0%)													

### Opponent Inside Louisville Red Zone

Date	Opponent	Score	Time In RZ	Times Scored	Total Pts	Rush TDs	Pass TDs	TDs	FGs Made	FGA	Failed to score inside RZ				Half	Game
											Downs	Int	Fumb			
Sept. 2	Notre Dame	L, 17-35	4	4	28	4	4	0	0	0	0	0	0	0	0	0
Sept. 7	Eastern Kentucky	W, 42-0	0	0	0	0	0	0	0	0	0	0	0	0	0	0
Sept. 14	Western Kentucky	W, 38-21	3	2	14	2	0	2	0	0	1	0	0	0	0	0
Sept. 21	at Florida State	L, 24-35	4	3	21	3	3	0	0	1	0	0	0	0	0	0
Oct. 5	Boston College	W, 41-39	4	3	22	3	0	3	0	0	0	0	1	0	0	0
Oct. 12	at Wake Forest	W, 62-59	7	6	38	5	3	2	1	0	0	1	0	0	0	0
Oct. 19	Clemson	L, 10-45	5	4	28	4	2	2	0	0	0	1	0	0	0	0
<b>Totals</b>			<b>27</b>	<b>22</b>	<b>151</b>	<b>21</b>	<b>12</b>	<b>9</b>	<b>1</b>	<b>1</b>	<b>1</b>	<b>2</b>	<b>1</b>	<b>0</b>	<b>0</b>	<b>0</b>
			22 of 27 (81.5%)													

# 2019 Individual Statistics

RUSHING	No-Yds/TD	ND	EKU	WKU	FSU	BC	WF	CU	VA	UM	ST	SU	UK
Hawkins, J.	137-751/4	19-122/0	11-123/0	19-93/1	17-52/0	25-172/1	20-60/1	26-129/1					
Hall, H.	74-307/3	11-69/0	15-58/1	12-55/0	11-57/0	11-23/1	11-30/1	3-15/0					
Cunningham, M.	50-216/3	DNP	4-73/1	16-46/0	17-5/1	6-43/1	4-59/0	3-10/0					
Pass, J.	20-104/2	16-67/2	4-37/0	DNP	DNP	DNP	DNP	DNP					
Conley, E.	18-91/1	DNP	DNP	2-6/0	DNP	1-1/0	7-79/1	8-7/0					
Burkley, M.	6-27/0	-	3-20/0	-	1-1/0	DNP	DNP	2-6/0					
Atwell, T.	3-26/0	-	1-11/0	1-6/0	-	-	-	1-9/0					
Peterson, T.	1-9/0	-	-	-	1-9/0	-	-	-					
TEAM	4-13/0	1-9/0	-	-	-	1-1/0	2-3/0	-					

RECEIVING	No-Yds/TD	ND	EKU	WKU	FSU	BC	WF	CU	VA	UM	ST	SU	UK
Atwell, T.	35-546/6	5-47/0	2-53/1	5-145/3	5-69/1	8-110/0	7-85/1	3-37/0					
Fitzpatrick, D.	24-471/5	1-10/0	3-32/1	-	7-133/1	5-108/1	5-125/2	3-63/0					
Dawkins, S.	14-283/2	1-18/0	-	3-21/0	-	6-170/1	3-68/1	1-6/0					
Ford, M.	8-145/2	2-43/0	3-26/2	1-23/0	1-48/0	1-5/0	-	-					
Marshall, J.	3-79/0	-	2-59/0	DNP	-	1-20/0	DNP	-					
Peete, D.	2-37/0	-	1-26/0	1-11/0	-	-	-	-					
Wakefield, K.	3-33/0	-	1-16/0	-	-	-	2-17/0	DNP					
Jackson, T.	3-19/0	-	1-8/0	1-9/0	-	1-2/0	DNP	DNP					
Davis, J.	2-19/0	DNP	DNP	-	1-18/0	-	-	1-1/0					
Hawkins, J.	1-13/0	-	-	-	-	1-13/0	-	-					
Johnson, J.	1-12/0	1-12/0	-	-	DNP	DNP	DNP	DNP					
Hall, H.	1-10/0	-	-	-	1-10/0	-	-	-					
Little, T.	1-9/0	1-9/0	DNP	DNP	-	DNP	DNP	DNP					
Martin, I.	1-8/0	-	-	DNP	1-8/0	-	-	-					
Pass, J.	1-5/0	1-5/0	-	DNP	DNP	DNP	DNP	DNP					

PUNT RETURNS	No-Yds	ND	EKU	WKU	FSU	BC	WF	CU	VA	UM	ST	SU	UK
Atwell, T.	3-86	-	2-36	-	-	-	1-50	-					
Burns, R.	8-44	-	1-1	3-22	1-10	3-11	-	-					

KICK RETURNS	No-Yds	ND	EKU	WKU	FSU	BC	WF	CU	VA	UM	ST	SU	UK
Hall, H.	10-387	3-59	-	1-27	-	1-43	4-220	1-38					
Hawkins, J.	3-47	-	-	-	2-37	-	1-10	-					
Martin, I.	1-0	-	1-0	DNP	-	-	-	-					

INT. RETURNS	No-Yds	ND	EKU	WKU	FSU	BC	WF	CU	VA	UM	ST	SU	UK
Johnson, A.	1-11	-	-	-	-	1-11	-	-					
Burns, R.	1-4	-	-	-	-	-	1-4	-					
Fagot, J.	1-12	-	-	-	DNP	-	-	1-12					
Yeast, R.	1-0	-	-	-	-	-	-	1-0					
Abdullah, Y.	1-7	-	-	-	-	-	1-7	-					

FUMBLE RETURNS	No-Yds	ND	EKU	WKU	FSU	BC	WF	CU	VA	UM	ST	SU	UK
Burns, R.	1-30	-	-	1-30	-	-	-	-					

# 2019 Individual Statistics

## PASSING

#3 Cunningham, M.	Att	Comp	Int	Pct	Yards	TD	Long	Sack	Yds	Effic
Eastern Kentucky	1	1	0	100.0	24	0	24	0	0	301.6
Western Kentucky	14	9	0	64.3	123	2	46	3	12	185.2
Florida State	27	16	1	59.3	286	2	74	6	27	165.3
Boston College	18	13	0	72.2	288	1	77	0	0	225.0
Wake Forest	6	5	0	83.3	99	2	55	0	0	331.9
Clemson	11	4	1	36.4	63	0	38	2	10	66.3
TOTALS	77	48	2	62.3	883	7	77	11	49	183.5

#6 Conley, E.	Att	Comp	Int	Pct	Yards	TD	Long	Sack	Yds	Effic
Western Kentucky	3	2	0	66.7	86	1	62	0	0	417.5
Boston College	16	10	0	62.5	140	1	27	0	0	156.6
Wake Forest	18	12	1	66.7	196	2	50	1	4	183.7
Clemson	11	4	1	36.4	44	0	19	4	29	51.8
TOTALS	48	28	2	58.3	466	4	62	5	33	159.0

#4 Pass, J.	Att	Comp	Int	Pct	Yards	TD	Long	Sack	Yds	Effic
Notre Dame	27	12	0	44.4	134	0	37	4	28	86.1
Eastern Kentucky	19	12	1	63.2	196	4	50	0	0	208.8
TOTALS	46	24	1	52.2	330	4	50	4	28	136.8

#TM TEAM	Att	Comp	Int	Pct	Yards	TD	Long	Sack	Yds	Effic
Florida State	1	0	0	0.0	0	0	0	0	0	0.0
TOTALS	1	0	0	0.0	0	0	0	0	0	0.0

#1 Atwell, T.	Att	Comp	Int	Pct	Yards	TD	Long	Sack	Yds	Effic
Notre Dame	1	0	0	0.0	0	0	0	0	0	0.0
Wake Forest	1	0	0	0.0	0	0	0	0	0	0.0
TOTALS	2	0	0	0.0	0	0	0	0	0	0.0

# 2019 Individual Statistics

TOTAL TACKLES	UA-A	TOT	ND	EKU	WKU	FSU	BC	WF	CU	VA	UM	ST	SU	UK
Pass, K.	41-16	57	6-1	3-1	3-2	9-3	10-2	4-6	6-1					
Avery, C.	34-16	50	3-3	4-3	1-2	7-2	5-0	9-4	5-2					
Burns, R.	30-14	44	6-0	4-3	3-0	3-2	2-1	10-6	2-2					
Yeast, R.	26-15	41	6-1	2-1	0-2	6-2	8-3	0-5	4-1					
Etheridge, D.	20-14	34	1-2	4-3	1-1	4-3	4-0	3-5	3-0					
Jones, C.	23-4	27	1-1	3-0	6-1	2-2	6-0	1-0	4-0					
Abdullah, Y.	16-9	25	1-0	2-1	2-2	1-1	3-2	4-2	3-1					
Johnson, A.	15-6	21	-	1-0	5-2	1-1	2-0	5-3	1-0					
Caban, A.	10-10	20	1-2	1-0	3-1	1-4	0-2	2-1	2-0					
Montgomery, M.	13-4	17	0-2	2-0	2-1	1-0	2-0	2-0	4-1					
Okeke, N.	5-11	16	5-2	0-1	0-1	0-7	-	DNP	-					
Sturghill, C.	15-0	15	4-0	3-0	4-0	1-0	1-0	DNP	2-0					
Troutman, T.	8-6	14	-	3-3	0-1	-	2-1	1-0	2-1					
Fagot, J.	8-5	13	0-1	1-0	2-1	DNP	1-2	1-1	3-0					
Robinson, G.	9-4	13	2-0	2-2	-	1-2	1-0	1-0	2-0					
Goldwire, J.	8-5	13	1-0	2-1	0-1	2-1	-	2-0	1-2					
Peterson, T.	3-10	13	0-1	1-1	1-0	0-4	1-0	0-4	-					
Whitlow, B.	5-3	8	-	2-0	1-1	1-1	0-1	-	1-0					
Head, Q.	5-3	8	0-1	1-1	1-0	-	-	1-1	2-0					
Character, M.	6-1	7	DNP	1-1	1-0	2-0	2-0	-	-					
Clark, M.	4-2	6	-	0-1	2-0	-	-	2-1	DNP					
Mbanasor, P.	4-1	5	4-0	-	DNP	-	-	0-1	-					
Hayes, I.	4-1	5	DNP	1-0	DNP	1-0	DNP	DNP	2-1					
McCrae, G.	3-2	5	DNP	1-0	0-1	-	2-0	-	0-1					
Kinnaird, D.	1-3	4	-	0-1	DNP	0-1	-	1-0	0-1					
Tyler, T.	3-1	4	-	-	1-0	1-0	-	1-1	-					
Hicks, R.	1-2	3	1-0	-	0-2	-	-	-	-					
Peete, D.	2-1	3	-	-	-	-	-	2-1	-					
Holl, T.	1-2	3	0-1	1-0	-	-	0-1	-	-					
Dawkins, S.	1-1	2	-	1-0	-	-	0-1	-	-					
Creque, B.	1-0	1	-	1-0	-	-	-	-	-					
Smith, D.	0-1	1	-	0-1	DNP	-	-	-	-					
Haycraft, T.	1-0	1	-	-	-	-	-	-	1-0					
Becton, M.	1-0	1	-	-	-	-	-	-	1-0					
Dorsey, D.	1-0	1	-	-	DNP	-	-	-	1-0					
Wakefield, K.	1-0	1	-	-	-	1-0	-	-	DNP					
Fitzpatrick, D.	0-1	1	-	0-1	-	-	-	-	-					
Edwards, Z.	1-0	1	DNP	DNP	DNP	DNP	-	1-0	DNP					
Ford, M.	1-0	1	1-0	-	-	-	-	-	-					
Atwell, T.	1-0	1	-	-	-	-	-	1-0	-					

## 2019 Individual Statistics

TACKLES FOR LOSS	UA-A	TOT	ND	EKU	WKU	FSU	BC	WF	CU	VA	UM	ST	SU	UK
Burns, R.	6-0	6.0	1.0-8	2.0-8	-	1.0-5	-	2.0-5	-					
Etheridge, D.	4-1	4.5	0.5-1	1.0-1	1.0-4	1.0-4	-	-	1.0-5					
Abdullah, Y.	4-0	4.0	-	1.0-7	-	-	2.0-7	1.0-1	-					
Jones, C.	3-1	3.5	0.5-1	-	1.0-1	-	1.0-3	-	1.0-1					
Caban, A.	3-1	3.5	-	-	1.0-1	1.0-3	-	0.5-1	1.0-3					
Robinson, G.	3-0	3.0	1.0-1	1.0-7	-	-	-	1.0-6	-					
Whitlow, B.	3-0	3.0	-	1.0-12	1.0-3	-	-	-	1.0-4					
Avery, C.	2-1	2.5	-	-	-	1.0-3	1.0-1	0.5-0	-					
Montgomery, M.	2-0	2.0	-	-	1.0-9	-	-	1.0-5	-					
Goldwire, J.	2-0	2.0	-	1.0-7	-	-	-	-	1.0-4					
Clark, M.	2-0	2.0	-	-	2.0-5	-	-	-	DNP					
Pass, K.	2-0	2.0	-	1.0-1	-	1.0-3	-	-	-					
Troutman, T.	1-0	1.0	-	1.0-2	-	-	-	-	-					
Yeast, R.	1-0	1.0	-	1.0-2	-	-	-	-	-					
Hicks, R.	1-0	1.0	1.0-3	-	-	-	-	-	-					
Okeke, N.	1-0	1.0	1.0-4	-	-	-	-	DNP	-					

SACKS	UA-A	TOT	ND	EKU	WKU	FSU	BC	WF	CU	VA	UM	ST	SU	UK
Montgomery, M.	2-0	2.0	-	-	1.0-9	-	-	1.0-5	-					
Burns, R.	2-0	2.0	1.0-8	1.0-7	-	-	-	-	-					
Goldwire, J.	2-0	2.0	-	1.0-7	-	-	-	-	1.0-4					
Robinson, G.	2-0	2.0	-	1.0-7	-	-	-	1.0-6	-					
Etheridge, D.	1-0	1.0	-	-	-	1.0-4	-	-	-					
Okeke, N.	1-0	1.0	1.0-4	-	-	-	-	DNP	-					
Whitlow, B.	1-0	1.0	-	1.0-12	-	-	-	-	-					
Abdullah, Y.	1-0	1.0	-	1.0-7	-	-	-	-	-					
Avery, C.	1-0	1.0	-	-	-	1.0-3	-	-	-					

# 2019 Highs and Lows

## Louisville Totals

	Highs	Lows
Points Scored	62 at Wake Forest	10 vs. Clemson
First Downs	23 vs. Eastern Kentucky	15 vs. Clemson
Rushing Attempts	51 vs. Western Kentucky	43 vs. Eastern Kentucky, Clemson
Rushing Yards	322 vs. Eastern Kentucky	124 at Florida State
Passes Attempted	34 vs. Boston College	16 vs. Western Kentucky
Passes Completed	23 vs. Boston College	8 vs. Clemson
Had Intercepted	2 vs. Clemson	0 (Three times)
Passing Yards	428 vs. Boston College	107 vs. Clemson
Total Plays	78 vs. Boston College	58 vs. Eastern Kentucky
Total Yards	664 vs. Boston College	263 vs. Clemson
Possession Time	34:54 vs. Boston College	26:33 vs. Eastern Kentucky
Fumbles	5 vs. Notre Dame	0 vs. Eastern Kentucky
Fumbles Lost	3 vs. Notre Dame	0 vs. Eastern Kentucky, Boston College
Turnovers	3 vs. Notre Dame, Clemson	0 vs. Boston College
Penalties	8 vs. Notre Dame; at Wake Forest	5 vs. Eastern Kentucky, Clemson
Yards Penalized	90 at Wake Forest	30 vs. Eastern Kentucky
Sacks By-Yards Lost	5-40 vs. Eastern Kentucky	0-0 vs. Boston College
Team Tackles for Loss-Yards	10-47 vs. Eastern Kentucky	5-17 vs. ND; 5-18 at FSU, 5-17 vs. CU

## Opponent Totals

	Highs	Lows
Points Scored	59 at Wake Forest	0 vs. Eastern Kentucky
First Downs	40 at Wake Forest	10 vs. Eastern Kentucky
Rushing Attempts	46 at Wake Forest	23 vs. Western Kentucky
Rushing Yards	298 vs. Clemson	43 vs. Western Kentucky
Passes Attempted	56 at Wake Forest	16 vs. Eastern Kentucky
Passes Completed	33 at Wake Forest	9 vs. Eastern Kentucky
Had Intercepted	2 at Wake Forest, vs. Clemson	1 vs. Boston College
Passing Yards	423 at Wake Forest	42 vs. Eastern Kentucky
Total Plays	102 at Wake Forest	59 vs. Eastern Kentucky
Total Yards	668 at Wake Forest	172 vs. Eastern Kentucky
Possession Time	33:27 vs. Eastern Kentucky	26:18 at Florida State
Fumbles Lost	2 vs. Western Kentucky	0 vs. Eastern Kentucky; at Florida State
Turnovers	3 at Wake Forest	0 vs. Eastern Kentucky; at Florida State
Penalties	8 at Wake Forest	4 vs. Notre Dame
Yards Penalized	59 at Wake Forest	20 vs. Notre Dame
Sacks By-Yards Lost	6-27 at Florida State, 6-39 vs. Clemson	0-0 vs. Eastern Kentucky
Team Tackles for Loss-Yards	11-37 at Florida State, 11-49 vs. Clemson	7-17 vs. E. Kentucky; 7-19 vs. W. Kentucky

## Louisville Individual Highs

Most Rushing Attempts	26, Javian Hawkins vs. Clemson
Most Net Rushing Yards	172, Javian Hawkins vs. Boston College
Rushing Touchdowns	2, Jawon Pass vs. Notre Dame
Longest Touchdown Run	41, Evan Conley at Wake Forest
Longest Run, No TD	66, Javian Hawkins vs. Eastern Kentucky
Most Pass Attempts	27, Jawon Pass vs. Notre Dame; Malik Cunningham at Florida State
Most Completed Passes	16, Malik Cunningham at Florida State
Most Passing Yards	288, Malik Cunningham vs. Boston College
Most Passing TD	4, Jawon Pass vs. Eastern Kentucky
Longest Touchdown Pass	74, Malik Cunningham at Florida State
Longest Pass, No TD	77, Malik Cunningham vs. Boston College
Most Receptions	8, Tutu Atwell vs. Boston College
Most Receiving Yards	170, Seth Dawkins vs. Boston College
Most TD Receptions	3, Tutu Atwell vs. Western Kentucky
Most Total Offense	331, Malik Cunningham vs. Boston College
Most Touchdowns	4, Jawon Pass vs. Eastern Kentucky
Most Field Goals Made	2, Blanton Creque vs. Boston College; at Wake Forest
Most Field Goals Attempted	3, Blanton Creque vs. Boston College
Longest Field Goal Made	43, Blanton Creque vs. Western Kentucky
Most Interceptions	1, five times
Longest Interception Return	12, Jack Fagot vs. Clemson
Longest Fumble Return	30, Rodjay Burns vs. Western Kentucky

# 2019 Highs and Lows

Longest Punt Return	50, Tutu Atwell at Wake Forest
Longest Kickoff Return	100, Hassan Hall at Wake Forest
Most Kickoff Return Yardage	220, Hassan Hall at Wake Forest
Most Punts	6, Mason King at Florida State, vs. Clemson
Highest Punting Average	48.5, Mason King vs. Clemson
Longest Punt	60, Mason King at Florida State
Most Total Tackles	16, Rodjay Burns at Wake Forest
Most Solo Tackles	10, Khane Pass vs. Boston College; Rodjay Burns at Wake Forest
Most Tackles for Loss	2, Rodjay Burns vs. Eastern Kentucky, at Wake Forest; Malik Clark vs. Western Kentucky
Most Yards Lost	12, Boosie Whitlow vs. Eastern Kentucky
Most QB Sacks	1.0, 13 times
Most Yards Lost	12, Boosie Whitlow vs. Eastern Kentucky

## Opponent Individual Highs

Most Yards Rushing	192, Travis Etienne vs. Clemson
Most Rushing Attempts	29, Cam Akers at Florida State
Most Yards Passing	255, Alex Hornibrook at Florida State
Most Passing Attempts	47, Steven Duncan vs. Western Kentucky
Most Pass Completions	25, Steven Duncan vs. Western Kentucky
Most Pass Receptions	13, Kendall Hinton at Wake Forest
Most Yards Receiving	196, Sage Surratt at Wake Forest

## Opponent Individual Longest Plays

Run	49, Travis Etienne vs. Clemson
Pass	77, Steven Duncan vs. Western Kentucky
Field Goal	51, B.T. Potter vs. Clemson
Punt Return	20, Ben Glines vs. Boston College
Kickoff Return	43, Travis Levy vs. Boston College
Fumble Return	35, Traveon Redd at Wake Forest
Interception Return	28, A.J. Terrell vs. Clemson
Punt	63, John Haggerty vs. Western Kentucky

## Offensive Starters

Opponent	LT	LG	C	RG	RT	WR/TE	WR/TE	WR	WR/RB	RB	QB
Notre Dame	Becton	Chandler	McCoy	Bell	Haycraft	Ford	Atwell	Fitzpatrick	Dawkins	Hawkins	Pass
Eastern Kentucky	Becton	Chandler	McCoy	Bell	Haycraft	Ford	Atwell	Fitzpatrick	Dawkins	Hawkins	Pass
Western Kentucky	Becton	Chandler	McCoy	Bell	Haycraft	Ford	Atwell	Fitzpatrick	Dawkins	Hawkins	Cunningham
Florida State	Becton	Chandler	Bentley	Bell	Haycraft	Ford	Pfeifer	Fitzpatrick	Pfeifer	Hawkins	Cunningham
Boston College	Becton	Chandler	McCoy	Bell	Haycraft	Ford	Atwell	Fitzpatrick	Dawkins	Hawkins	Cunningham
Wake Forest	Becton	Chandler	McCoy	Bell	Haycraft	Ford	Atwell	Fitzpatrick	Dawkins	Hawkins	Cunningham
Clemson	Becton	Chandler	McCoy	Bell	Haycraft	Ford	Pfeifer	Fitzpatrick	Dawkins	Hawkins	Cunningham

## Defensive Starters

Opponent	DE	DT	DE	LB	LB	LB	LB	S	S	CB	CB
Notre Dame	Kinnaird	Robinson	Peterson	Okeke	Avery	Etheridge	Burns	Pass	Yeast	Jones	Mbanasor
Eastern Kentucky	Caban	Robinson	Peterson	Okeke	Avery	Etheridge	Head	Pass	Yeast	Jones	Sturghill
Western Kentucky	Caban	Robinson	Peterson	Whitlow	Avery	Etheridge	Burns	Pass	Yeast	Jones	Sturghill
Florida State	Caban	Robinson	Peterson	Whitlow	Avery	Etheridge	Burns	Pass	Yeast	Jones	Sturghill
Boston College	Caban	Robinson	Peterson	Abdullah	Avery	Etheridge	Burns	Pass	Yeast	Jones	Sturghill
Wake Forest	Caban	Robinson	Peterson	Abdullah	Avery	Etheridge	Burns	Pass	Yeast	Jones	Johnson
Clemson	Caban	Robinson	Peterson	Abdullah	Avery	Montgomery	Burns	Pass	Yeast	Jones	Johnson

# 2019 Participation

No.	Name	GP/GS	ND	EKU	WKU	FSU	BC	WF	CU	VA	UM	ST	SU	UK
22	Abdullah, Y.	7/3	XXX	XXX	XXX	XXX	START	START	START					
1	Atwell, T.	7/6	START	START	START	START	START	START	XXX					
9	Avery, C.	7/7	START	START	START	START	START	START	START					
73	Becton, M.	7/7	START	START	START	START	START	START	START					
75	Bell, R.	7/7	START	START	START	START	START	START	START					
66	Bentley, C.	6/1	XXX	XXX	XXX	START	XXX	...	XXX					
5B	Bland, M.	2/-	XXX	...	...	...	...	...	XXX					
74	Boone, A.	4/-	...	XXX	...	XXX	XXX	...	XXX					
56	Brown, R.	3/-	XXX	XXX	...	XXX	...	...	...					
36	Burkley, M.	5/-	XXX	XXX	XXX	XXX	...	...	XXX					
10	Burns, R.	7/6	START	XXX	START	START	START	START	START					
53	Caban, A.	7/6	XXX	START	START	START	START	START	START					
55	Chandler, C.	7/7	START	START	START	START	START	START	START					
12	Character, M.	6/-	...	XXX	XXX	XXX	XXX	XXX	XXX					
50	Childs, J.	3/-	XXX	...	...	XXX	XXX	...	...					
92	Clark, M.	6/-	XXX	XXX	XXX	XXX	XXX	XXX	...					
6A	Conley, E.	4/-	XXX	...	XXX	...	XXX	XXX	XXX					
45	Creque, B.	7/-	XXX	XXX	XXX	XXX	XXX	XXX	XXX					
80	Crowe, H.	1/-	...	XXX	...	...	...	...	...					
3A	Cunningham, M.	6/5	...	XXX	START	START	START	START	START					
85	Davis, J.	5/-	...	...	XXX	XXX	XXX	XXX	XXX					
5	Dawkins, S.	7/6	START	START	START	XXX	START	START	START					
91	Dorsey, D.	6/-	XXX	XXX	...	XXX	XXX	XXX	XXX					
31	Edwards, Z.	2/-	...	...	...	...	XXX	XXX	...					
17	Etheridge, D.	7/6	START	START	START	START	START	START	START					
38	Fagot, J.	6/-	XXX	XXX	XXX	...	XXX	XXX	XXX					
7	Fitzpatrick, D.	7/7	START	START	START	START	START	START	START					
83	Ford, M.	7/7	START	START	START	START	START	START	START					
95	Geathers, T.	6/-	XXX	XXX	...	XXX	XXX	XXX	XXX					
90	Goldwire, J.	7/-	XXX	XXX	XXX	XXX	XXX	XXX	XXX					
39	Graves, T.	2/-	...	...	XXX	XXX	...	...	...					
19	Hall, H.	7/-	XXX	XXX	XXX	XXX	XXX	XXX	XXX					
24	Hall, M.	6/-	XXX	XXX	XXX	...	XXX	XXX	XXX					
87	Harrell, T.	1/-	...	XXX	...	...	...	...	...					
1B	Hawkins, J.	7/7	START	START	START	START	START	START	START					
60	Haycraft, T.	7/6	START	START	XXX	START	START	START	START					
33	Hayes, I.	3/-	...	XXX	...	XXX	...	...	XXX					
15	Head, Q.	7/1	XXX	START	XXX	XXX	XXX	XXX	XXX					
5A	Hicks, R.	7/-	XXX	XXX	XXX	XXX	XXX	XXX	XXX					
35	Holl, T.	7/-	XXX	XXX	XXX	XXX	XXX	XXX	XXX					
14	Jackson, T.	5/-	XXX	XXX	XXX	XXX	XXX	...	...					
27	Johnson, A.	7/2	XXX	XXX	XXX	XXX	XXX	START	START					
1C	Johnson, J.	3/-	XXX	XXX	XXX	...	...	...	...					
2	Jones, C.	7/7	START	START	START	START	START	START	START					
28	King, M.	7/-	XXX	XXX	XXX	XXX	XXX	XXX	XXX					
57	Kinnaird, D.	6/1	START	XXX	...	XXX	XXX	XXX	XXX					
2B	Little, T.	2/-	XXX	...	...	XXX	...	...	...					
1G	Marshall, J.	5/-	XXX	XXX	...	XXX	XXX	...	XXX					
41	Martin, I.	6/-	XXX	XXX	...	XXX	XXX	XXX	XXX					
1A	Mbanasor, P.	6/1	START	XXX	...	XXX	XXX	XXX	XXX					
59	McCoy, T.	7/6	START	START	START	XXX	START	START	START					
93	McCrae, G.	6/-	...	XXX	XXX	XXX	XXX	XXX	XXX					
7A	Montgomery, M.	7/1	XXX	XXX	XXX	XXX	XXX	XXX	START					
67	Nauert, T.	1/-	...	XXX	...	...	...	...	...					
11	Okeke, N.	6/2	START	START	XXX	XXX	XXX	...	XXX					
4	Pass, J.	2/2	START	START	...	...	...	...	...					
30	Pass, K.	7/7	START	START	START	START	START	START	START					
2A	Peete, D.	7/-	XXX	XXX	XXX	XXX	XXX	XXX	XXX					
29	Peterson, T.	7/7	START	START	START	START	START	START	START					
89	Pfeifer, E.	7/2	XXX	XXX	XXX	START	XXX	XXX	START					
4A	Puryear, R.	2/-	...	XXX	...	XXX	...	...	...					
21	Robbins, A.	1/-	...	XXX	...	...	...	...	...					
94	Robinson, G.	7/7	START	START	START	START	START	START	START					
43	Smith, D.	6/-	XXX	XXX	...	XXX	XXX	XXX	XXX					
70	Sowers, E.	1/1	...	...	START	...	...	...	...					
81	Spence, E.	1/-	...	XXX	...	...	...	...	...					
6	Sturghill, C.	6/4	XXX	START	START	START	START	...	XXX					
48	Thomas, J.	1/-	...	XXX	...	...	...	...	...					
20	Troutman, T.	7/-	XXX	XXX	XXX	XXX	XXX	XXX	XXX					
18	Tyler, T.	7/-	XXX	XXX	XXX	XXX	XXX	XXX	XXX					
8A	Wakefield, K.	7/-	XXX	XXX	XXX	XXX	XXX	XXX	XXX					
49	Whitlow, B.	7/2	XXX	XXX	START	START	XXX	XXX	XXX					
25	Williams, D.	1/-	...	XXX	...	...	...	...	...					
3	Yeast, R.	7/7	START	START	START	START	START	START	START					

# 2019 Drive Charts

## Notre Dame

#	Qtr	Clock	Spot	Plays	Yds	TOP	Result
1.	1	12:39	L12	12	88	5:12	TD
2.	1	6:22	L25	6	75	2:14	TD
3.	1	0:29	L26	3	2	0:42	Punt
4.	2	10:23	L36	5	18	1:29	Punt
5.	2	7:09	L26	4	9	2:33	Punt
6.	2	2:49	L20	3	6	1:29	Fumble
7.	2	1:09	L24	1	(4)	0:06	Fumble
8.	2	0:17	L17	2	9	0:17	Half
9.	3	15:00	L25	7	55	3:26	Fumble
10.	3	9:39	L24	3	(7)	0:57	Punt
11.	3	8:06	L25	5	2	2:29	Punt
12.	3	3:44	L16	10	59	5:19	FG
13.	4	8:15	L23	10	23	4:38	Downs
14.	4	1:09	L09	5	23	1:09	Game

## Eastern Kentucky

#	Qtr	Clock	Spot	Plays	Yds	TOP	Result
1.	1	13:44	L21	2	79	1:10	TD
2.	1	10:47	L41	5	7	1:27	Punt
3.	1	6:15	L39	3	7	1:55	Punt
4.	1	2:47	E15	2	15	0:30	TD
5.	2	11:39	L32	6	28	2:32	Int
6.	2	3:40	L24	9	51	2:57	Miss FG
7.	3	15:00	L29	2	71	0:24	TD
8.	3	10:45	L07	12	93	6:47	TD
9.	3	0:36	L15	8	85	3:31	TD
10.	4	7:40	L34	4	66	1:53	TD
11.	4	3:27	L26	6	55	3:27	Game

## Western Kentucky

#	Qtr	Clock	Spot	Plays	Yds	TOP	Result
1.	1	12:36	L18	3	3	2:01	Punt
2.	1	9:03	L42	10	58	4:45	TD
3.	1	1:14	L17	10	83	4:10	TD
4.	2	11:12	L25	8	75	3:04	TD
5.	2	6:33	L26	10	49	5:10	FG
6.	2	0:47	W30	0	0	0:00	TD
7.	3	14:52	L27	2	9	0:42	Fumble
8.	3	11:37	L25	6	13	2:43	Punt
9.	3	6:31	L21	5	13	2:03	Punt
10.	3	1:36	L38	1	62	0:10	TD
11.	4	10:29	L43	4	9	2:14	Downs
12.	4	4:23	L08	3	6	1:02	Punt
13.	4	2:59	W39	6	31	2:59	Game

## Florida State

#	Qtr	Clock	Spot	Plays	Yds	TOP	Result
1.	1	12:55	L29	3	3	1:25	Punt
2.	1	8:56	L26	10	35	5:43	Downs
3.	1	2:43	L01	3	7	1:30	Punt
4.	2	15:00	L25	3	6	2:00	Punt
5.	2	10:52	L23	3	2	0:59	Punt
6.	2	7:06	L34	16	66	6:22	TD
7.	3	15:00	L25	3	5	1:39	Punt
8.	3	11:28	L35	8	53	3:33	FG
9.	3	4:41	L24	7	76	2:44	TD
10.	3	0:31	L15	3	85	1:09	TD
11.	4	13:05	L28	7	45	3:26	Int
12.	4	7:25	L25	3	-4	1:32	Punt
13.	4	1:37	L25	7	43	1:37	Fumble

## Boston College

#	Qtr	Clock	Spot	Plays	Yds	TOP	Result
1.	1	11:04	L20	6	80	2:31	TD
2.	1	7:01	L25	4	75	1:47	TD
3.	1	3:18	L30	6	24	4:16	Punt
4.	2	11:27	L25	10	75	5:04	TD
5.	2	5:28	L14	5	33	1:37	Punt
6.	2	2:24	L20	3	80	0:39	TD
7.	2	0:29	L25	5	49	0:29	Missed FG
8.	3	15:00	L25	3	7	2:02	Punt
9.	3	9:57	L43	6	41	3:17	FG
10.	3	5:16	L04	13	96	6:16	TD
11.	4	12:58	L35	3	-1	1:05	Punt
12.	4	10:48	L25	8	33	3:19	Punt
13.	4	3:32	L25	8	52	2:30	FG
14.	4	0:02	B46	1	-1	0:02	Game

## Wake Forest

#	Qtr	Clock	Spot	Plays	Yds	TOP	Result
1.	1	13:30	L20	4	34	1:57	Punt
2.	1	11:03	W28	4	28	1:35	TD
3.	1	8:36	L08	7	92	3:02	TD
4.	1	1:45	W00	0	0	0:00	TD
5.	1	0:22	W13	3	13	0:32	TD
6.	2	12:26	L22	2	17	0:57	Fumble
7.	2	10:15	L21	4	29	2:05	Punt
8.	2	6:42	W46	9	32	4:36	FG
9.	2	0:18	L11	2	2	0:18	Half
10.	3	15:00	W15	1	15	0:22	TD
11.	3	13:04	L24	5	29	1:43	Int
12.	3	9:38	L30	7	70	3:44	TD
13.	3	4:10	L32	3	(4)	2:55	Punt
14.	4	15:00	L34	6	19	3:41	Punt
15.	4	10:26	L44	3	56	1:12	TD
16.	4	6:19	L49	5	33	0:44	FG
17.	4	3:37	L50	4	50	1:22	TD
18.	4	1:10	L23	2	(3)	1:10	Game

## Clemson

#	Qtr	Clock	Spot	Plays	Yds	TOP	Result
1.	1	15:00	L25	7	34	3:25	Int
2.	1	9:27	L25	5	19	1:43	Punt
3.	1	3:40	L12	5	31	2:49	Fumble
4.	2	15:00	L20	3	2	1:15	Punt
5.	2	10:41	L38	11	52	5:44	FG
6.	2	2:25	L28	4	9	1:20	Punt
7.	2	0:05	L25	1	5	0:05	Half
8.	3	13:31	L23	6	22	1:53	Downs
9.	3	9:14	L27	3	1	1:03	Punt
10.	3	4:28	L21	3	(4)	2:19	Punt
11.	3	1:35	L25	4	1	1:42	Punt
12.	4	12:43	L25	3	0	0:32	Int
13.	4	10:14	L25	9	75	5:04	TD
14.	4	1:00	L25	2	6	1:00	Game

# Season/Career Highs

## Season and Career, Most Passing Yards

Player	2019	Career	2019	Career
Evan Conley	196 vs. Wake Forest	196 at Wake Forest (2019)	62 vs. Western Kentucky	62 vs. Western Kentucky (2019)
Micale Cunningham	288 vs. Boston College	288 vs. Boston College (2019)	77 vs. Boston College	77 vs. Boston College (2019)
Jawon Pass	196 vs. Eastern Kentucky	358 vs. Wake Forest (2018)	50 vs. Eastern Kentucky	53 vs. Florida State (2018)

## Season And Career, Longest Pass

## Season and Career, Most Receiving Yards

Player	2019	Career	2019	Career
Tutu Atwell	145 vs. Western Kentucky	145 vs. Western Kentucky (2019)	62 vs. Western Kentucky	62 vs. Western Kentucky (2019)
Seth Dawkins	170 vs. Boston College	170 vs. Boston College (2019)	77 vs. Boston College	77 vs. Boston College (2019)
Jordan Davis	18 at Florida State	69 vs. Kent State (2017)	18 at Florida State	69 vs. Kent State (2017)
Dez Fitzpatrick	133 at Florida State	134 vs. NC State (2017)	74 at Florida State	74 at Florida State (2019)
Marshon Ford	48 at Florida State	48 at Florida State (2019)	48 at Florida State	48 at Florida State (2019)
Hassan Hall	10 at Florida State	33 vs. Georgia Tech (2018)	10 at Florida State	15 vs. NC State (2018)
Tyler Harrell	none	36 vs. Georgia Tech (2018)	none	31 vs. Georgia Tech (2018)
Javian Hawkins	5 vs. Boston College	5 vs. Boston College (2019)	5 vs. Boston College	5 vs. Boston College (2019)
Thomas Jackson	9 vs. Western Kentucky	9 vs. Western Kentucky (2019)	9 vs. Western Kentucky	9 vs. Western Kentucky (2019)
Josh Johnson	12 vs. Notre Dame	12 vs. Notre Dame (2019)	12 vs. Notre Dame	12 vs. Notre Dame (2019)
Tobias Little	9 vs. Notre Dame	9 vs. Notre Dame (2019)	9 vs. Notre Dame	9 vs. Notre Dame (2019)
Justin Marshall	59 vs. Eastern Kentucky	59 vs. Eastern Kentucky (2019)	35 vs. Eastern Kentucky	35 vs. Eastern Kentucky (2019)
Isaac Martin	8 at Florida State	8 at Florida State (2019)	8 at Florida State	8 at Florida State (2019)
Devante Peete	26 vs. Eastern Kentucky	45 vs. Georgia Tech (2018)	26 vs. Eastern Kentucky	37 vs. Georgia Tech (2018)
Keion Wakefield	17 at Wake Forest	17 at Wake Forest (2019)	17 at Wake Forest	17 at Wake Forest (2019)

## Season and Career, Longest Reception

## Season and Career, Most Rushing Yards

Player	2019	Career	2019	Career
Tutu Atwell	11 vs. Eastern Kentucky	11 vs. Eastern Kentucky (2019)	11 vs. Eastern Kentucky	11 vs. Eastern Kentucky (2019)
Maunce Burkley	20 vs. Eastern Kentucky	20 vs. Eastern Kentucky (2019)	12 vs. Eastern Kentucky	12 vs. Eastern Kentucky (2019)
Evan Conley	79 at Wake Forest	79 at Wake Forest (2019)	41 at Wake Forest	41 at Wake Forest (2019)
Micale Cunningham	73 vs. Eastern Kentucky	129 vs. Western Kentucky (2018)	38 vs. Eastern Kentucky	75 vs. Kentucky (2018)
Hassan Hall	69 vs. Notre Dame	69 vs. Notre Dame (2019)	17 vs. Western Kentucky	32 vs. NC State (2018)
Javian Hawkins	177 vs. Boston College	177 vs. Boston College (2019)	66 vs. Eastern Kentucky	66 vs. Eastern Kentucky (2019)
Jawon Pass	67 vs. Notre Dame	80 vs. Syracuse (2018)	24 vs. Eastern Kentucky	49 vs. Syracuse (2018)
Tabanius Peterson	9 at Florida State	9 at Florida State (2019)	9 at Florida State	9 at Florida State (2019)

## Season and Career, Longest Run

## Season and Career, Most Tackles, TFLs and Sacks

Player	2019 Tackles	Career	2019 TFL	Career	2019 Sacks	Career
Yasir Abdullah	6 vs. Wake Forest	6 vs. Wake Forest (2019)	2 vs. Boston College	2 vs. Boston College (2019)	1 vs. Eastern Kentucky	1 vs. Eastern Kentucky (2019)
C.J. Avery	13 vs. Wake Forest	15 vs. Boston College (2018)	1 vs. Florida State, BC	1 vs. Clemson (2018), FSU, BC (2019)	1 vs. Florida State	1 vs. Florida State (2019)
P.J. Blue	none	8 vs. Florida State (2018)	none	1 vs. Florida State (2018)	none	none
Rodjay Burns	16 vs. Wake Forest	16 vs. Wake Forest (2019)	2 vs. EKU, Wake	2 vs. EKU, Wake (2019)	1 vs. Notre Dame, EKU	1 vs. Notre Dame, EKU (2019)
Amonte Caban	5 vs. Florida State	7 vs. Kentucky (2018)	1 vs. WKU, FSU, Clemson	2 vs. Wake Forest (2018)	none	1 vs. Wake Forest
Marlon Character	2 vs. EKU, FSU, BC	4 vs. NC State (2018)	none	none	none	none
Malik Clark	3 vs. Wake Forest	3 vs. Wake Forest (2019)	2 vs. Western Kentucky	2 vs. Western Kentucky (2019)	none	none
Seth Dawkins	1 vs. Boston College	1 vs. Boston College (2019)	none	none	none	none
Derek Dorsey	1 vs. Clemson	5 vs. Indiana State (2018)	none	1 vs. Indiana State (2018)	none	0.5 vs. Kentucky (2018)
Dorian Etheridge	8 vs. Wake Forest	14 vs. Boston College (2017)	1 vs. EKU, WKU, FSU, CU	2 vs. Kent State (2017)	1 vs. Florida State	1 vs. Florida State (2019)
Jack Fagot	3 vs. WKU, BC, Clemson	3 vs. WKU, BC, Clemson (2019)	none	none	none	none
Jared Goldwire	3 vs. EKU, FSU, Clemson	5 vs. Virginia (2018)	1 vs. EKU, Clemson	1 vs. FSU (2018), EKU, Clemson (2019)	1 vs. EKU, Clemson	1 vs. EKU, Clemson (2019)
Isaiah Hayes	3 vs. Clemson	3 vs. Clemson (2019)	none	none	none	none
Quen Head	2 vs. EKU, Wake, Clemson	2 vs. BC (2018), EKU, Wake, CU (2019)	none	none	none	none
Robert Hicks	2 vs. Western Kentucky	11 vs. Western Kentucky (2018)	1 vs. Notre Dame	1 vs. BC (2018); Notre Dame (2019)	none	0.5 vs. WKU (2018)
T.J. Holl	1 vs. Notre Dame, EKU, BC	1 vs. Notre Dame, EKU, BC (2019)	none	none	none	none
Anthony Johnson	8 vs. Wake Forest	8 vs. Wake Forest (2019)	none	1 vs. Syracuse (2018)	none	none
Chandler Jones	7 vs. Western Kentucky	7 vs. Western Kentucky (2019)	1 vs. WKU, BC, Clemson	1 vs. WKU, BC, Clemson (2019)	none	none
Dayna Kinnaird	1 vs. EKU, FSU, Wake, CU	1 vs. EKU, FSU, Wake, CU (2019)	none	none	none	none
P.J. Mbanasor	4 vs. Notre Dame	9 vs. Alabama (2018)	none	none	none	none
Gary McCrae	2 vs. Boston College	2 vs. BC (2019), at Kentucky (2017)	none	none	none	none
Monty Montgomery	5 vs. Clemson	5 vs. Clemson (2019)	1 vs. WKU, Wake	1 vs. WKU, Wake (2019)	1 vs. WKU, Wake	1 vs. WKU, Wake (2019)
Khane Pass	12 vs. Florida State, BC	12 vs. Florida State, BC (2019)	1 vs. EKU, FSU	1 vs. Kent St. (2017), EKU, FSU (2019)	none	none
Nick Okeke	7 vs. Notre Dame, Florida State	8 vs. Georgia Tech (2018)	1 vs. Notre Dame	1 vs. BC (2018), Notre Dame (2019)	1 vs. Notre Dame	1 vs. Notre Dame (2019)
Tabanius Peterson	4 vs. Florida State, Wake	9 vs. Western Kentucky (2018)	none	2 vs. Syracuse (2018)	none	1 vs. Syracuse (2018)
G.G. Robinson	4 vs. Eastern Kentucky	5 vs. Indiana State (2018)	1 vs. Notre Dame, EKU, Wake	1.5 vs. Purdue (2017)	1 vs. EKU, Wake	1 vs. WKU (2018), EKU, Wake (2019)
Damien Smith	1 vs. Eastern Kentucky	4 vs. Syracuse (2017)	none	none	none	none
TreSean Smith	none	6 vs. Syracuse (2018)	none	2 vs. Boston College (2017)	none	2 vs. Boston College (2017)
Cornelius Sturghill	4 vs. Notre Dame, WKU	6 vs. Syracuse (2018)	none	none	none	none
Trenell Troutman	6 vs. Eastern Kentucky	6 vs. Eastern Kentucky (2019)	1 vs. Eastern Kentucky	1 vs. Eastern Kentucky (2019)	none	none
Ty Tyler	2 vs. Wake Forest	2 vs. Wake Forest (2019)	none	none	none	none
Boosie Whitlow	2 vs. EKU, WKU, FSU	2 vs. Indiana St. (2018), EKU, FSU (2019)	1 vs. EKU, WKU, Clemson	1 vs. EKU, WKU, Clemson (2019)	1 vs. Eastern Kentucky	1 vs. Eastern Kentucky (2019)
Russ Yeast	11 vs. Boston College	11 vs. Boston College (2019)	1 vs. Eastern Kentucky	1.5 vs. Kentucky (2018)	none	0.5 vs. Kentucky (2018)

## GAME 1

**Notre Dame ..... 35**  
**Louisville ..... 17**

**Sept. 2 • Cardinal Stadium, Louisville, Ky. (58,187)**

<b>NOTRE DAME</b>	<b>14</b>	<b>7</b>	<b>7</b>	<b>7</b>	<b>35</b>
<b>LOUISVILLE</b>	<b>14</b>	<b>0</b>	<b>0</b>	<b>3</b>	<b>17</b>

**LOUISVILLE, Ky. (AP)** - Ian Book ran for one touchdown and threw for another, Jahmir Smith rushed for two scores and No. 9 Notre Dame beat Louisville 35-1.

Tony Jones Jr. rushed 15 times for 112 yards, including an 11-yard TD, as the Fighting Irish worked harder than expected to put away the rebuilding Cardinals in Scott Satterfield's debut as coach. Notre Dame trailed 14-7 in the first before Jones' score tied it, and Book followed with an 11-yard score just before halftime.

Book's TD came after a bizarre sequence featuring three consecutive fumbles between the teams, the last of which Notre Dame recovered at Louisville's 20. The Irish forced five fumbles overall and recovered three.

### Scoring Summary

#### 1st Quarter

12:39 - ND - Smith 3 yd run (DOERER kick), 6 plays, 75 yards, 2:21  
 07:27 - UL - Pass, J. 8 yd run (Creque, B. kick), 12 plays, 88 yards, 5:12  
 04:08 - UL - Pass, J. 17 yd run (Creque, B. kick), 6 plays, 75 yards, 2:14  
 00:29 - ND - Jones 11 yd run (DOERER kick), 9 plays, 75 yards, 3:39

#### 2nd Quarter

00:17 - ND - Book 11 yd run (DOERER kick), 4 plays, 20 yards, 0:46

#### 3rd Quarter

08:06 - ND - Tremble 26 yd pass from BOOK (DOERER kick) 2 plays, 57 yards, 0:36

#### 4th Quarter

13:25 - UL - Creque, B. 42 yd field goal 10 plays, 59 yards, 5:19  
 08:15 - ND - Smith 1 yd run (DOERER kick), 12 plays, 75 yards, 5:10

Statistics	ND	UL
First Downs	18	21
Rushing Attempts	42	47
Rushing Yards	230	249
Attempts-Comp-I	14-23-0	12-28-0
Pass Yards	193	134
Total Yards	423	383
Punting Average	6-39.3	5-41.4
Fumbles-Lost	2-1	5-3
Sacks By	4-28	3-14
Penalty Yards	4-20	8-50
3rd Downs	5-12	6-15
4th Downs	0-1	1-2
TOP	28:00	32:00

**Rushing: ND:** Jones 15-112-1; Book 14-81-1; Smith 8-24-2; **UL:** Hawkins 19-122-0; Hall 11-69-0; Pass 16-67-2

**Passing: ND:** Book 14-23-0-193-1; **UL:** Pass 12-27-0-134-0; Atwell 0-1-0-0-0

**Receiving: ND:** Claypool 5-94-0; Tremble 3-49-1; Keys 2-15-0; Armstrong 1-16-0; McKinley 1-11-0; Smith 1-6-0; Finke 1-2-0; **UL:** Atwell 5-47-0; Ford 2-43-0; Dawkins 1-18-0; Johnson 1-12-0; Fitzpatrick 1-10-0; Little 1-9-0

## GAME 2

**Eastern Kentucky ..... 0**  
**Louisville ..... 42**

**Sept. 7 • Cardinal Stadium, Louisville, Ky. (48,808)**

<b>E. KENTUCKY</b>	<b>0</b>	<b>0</b>	<b>0</b>	<b>0</b>	<b>0</b>
<b>LOUISVILLE</b>	<b>14</b>	<b>0</b>	<b>14</b>	<b>14</b>	<b>42</b>

**LOUISVILLE, Ky. (AP)** - Jawon Pass threw for a career-high four touchdowns to lead Louisville to a 42-0 victory over Eastern Kentucky and give coach Scott Satterfield his first win with the Cardinals.

The junior quarterback completed 12 of 19 passes for 196 yards as the Cardinals (1-1) broke a 10-game losing streak that dated to nearly a year ago. Javian Hawkins, a redshirt freshman, ran 11 times for 123 yards.

Louisville had 542 total yards while limiting the Colonels (1-1), a Football Championship Subdivision team, to 172. It marked just the second time in the post-Lamar Jackson era that Louisville had at least 500 yards.

Daryl McCleskey Jr. led ECU with 78 yards on 22 carries.

Louisville last won on Sept. 15, 2018, beating Western Kentucky 20-17. The Cardinals then lost the last nine games to close out the season.

### Scoring Summary

#### 1st Quarter

12:34 - UL - Atwell, T. 50 yd pass from Pass, J. (Creque, B. kick) 2 plays, 79 yards, 1:10  
 02:17 - UL - Ford, M. 5 yd pass from Pass, J. (Creque, B. kick) 2 plays, 15 yards, 0:30

#### 3rd Quarter

14:36 - UL - Ford, M. 5 yd pass from Pass, J. (Creque, B. kick) 2 plays, 71 yards, 0:24  
 3:58 - UL - Fitzpatrick, D. 5 yd pass from Pass, J. (Creque, B. kick) 12 plays, 93 yards, 6:47

#### 4th Quarter

12:05 - UL - Hall, H. 1 yd run (Creque, B. kick), 8 plays, 85 yards, 3:31  
 05:47 - UL - Cunningham, M. 38 yd run (Creque, B. kick), 4 plays, 66 yards, 1:53

Statistics	EKU	UL
First Downs	10	23
Rushing Attempts	43	38
Rushing Yards	130	322
Attempts-Comp-I	9-16-0	13-20-1
Pass Yards	42	220
Total Yards	172	542
Punting Average	9-37.4	2-46.5
Fumbles-Lost	0-0	0-0
Sacks By	0-0	5-40
Penalty Yards	7-50	5-20
3rd Downs	6-17	4-9
4th Downs	0-2	1-2
TOP	33:27	26:33

**Rushing: ECU:** McCleskey 22-78-0; McKinney 4-38-0; Booth 8-33-0; **UL:** Hawkins 11-123-0; Cunningham 4-73-1; Hall 15-58-1; Pass 4-37-0

**Passing: ECU:** Blount 6-12-0-43-0; McKinney 3-4-0-1-0 **UL:** Pass 12-19-1-196-4; Cunningham 1-1-0-24-0

**Receiving: ECU:** Valiga 2-12-0; Cabrera 2-11-0; Dixon 2-9-0; **UL:** Fitzpatrick 3-32-1; Ford 3-26-2; Marshall 2-59-0; Atwell 2-53-1; Peete 1-26-0; Wakefield 1-16-0; Jackson 1-8-0

## GAME 3

**Louisville ..... 38**  
**Western Kentucky ..... 21**  
**Sept. 14 • Nissan Stadium, Nashville, Tenn. (22,665)**

<b>LOUISVILLE</b>	<b>7</b>	<b>24</b>	<b>7</b>	<b>0</b>	<b>38</b>
<b>WESTERN KY</b>	<b>0</b>	<b>7</b>	<b>7</b>	<b>7</b>	<b>21</b>

**NASHVILLE, Tenn. (AP)** - No starting quarterback, no problem for the Louisville Cardinals in their 38-21 victory over Western Kentucky in a neutral-site non-conference game at Nissan Stadium.

Louisville announced prior to kickoff that starting quarterback Jawon Pass would miss the game due to a foot injury. Redshirt sophomore quarterback Malik Cunningham directed four first-half scoring drives before leaving in the third quarter following a hit to the head. True freshman Evan Conley finished up and threw a 62-yard touchdown pass on his second throw of the game as the Cardinals dominated the Hilltoppers.

Cunningham completed 7 of 10 passes in the first half for 114 yards and two touchdowns as Louisville built 31-7 halftime lead. A 9-yard shovel pass to Chatarius Atwell gave Louisville a 7-0 first-quarter lead with 4:18 left. On the Cardinals' next offensive series, Cunningham and Atwell hooked up again on a 46-yard touchdown throw.

Western Kentucky closed to within 14-7 when Steven Duncan found Joshua Simon for a 77-yard TD pass. But the Hilltoppers gave up 17 unanswered points to close out the first half, including a 30-yard score on a fumble return by Rodjay Burns with 47 seconds remaining in the first half.

### Scoring Summary

#### 1st Quarter

UL - Atwell, T. 9 yd pass from Cunningham, M. (Creque, B. kick) 10 plays, 58 yards, 4:45

#### 2nd Quarter

UL - Atwell, T. 46 yd pass from Cunningham, M. (Creque, B. kick) 10 plays, 83 yards, 4:10

WKU - SIMON, J. 77 yd pass from DUNCAN, S. (MUNSON, C. kick) 2 plays, 82 yards, 0:46

UL - Hawkins, J. 20 yd run (Creque, B. kick), 8 plays, 75 yards, 3:04

UL - Creque, B. 43 yd field goal 10 plays, 49 yards, 5:10

UL - Burns, R. 30 yd fumble recovery (Creque, B. kick)

#### 3rd Quarter

WKU - PEARSON, J. 8 yd pass from DUNCAN, S. (MUNSON, C. kick) 7 plays, 36 yards, 2:33

UL - Atwell, T. 62 yd pass from Conley, E. (Creque, B. kick) 1 plays, 62 yards, 0:10

#### 4th Quarter

WKU - FOURTENBARY, K. 3 yd pass from DUNCAN, S. (MUNSON, C. kick) 9 plays, 68 yards, 3:28

Statistics	UL	WKU
First Downs	21	14
Rushing Attempts	51	23
Rushing Yards	210	43
Attempts-Comp-I	10-16-0	25-47-0
Pass Yards	205	245
Total Yards	415	288
Punting Average	4-38.3	5-37.2
Fumbles-Lost	1-1	2-2
Sacks By	1-9	3-12
Penalty Yards	6-69	5-25
3rd Downs	4-11	4-16
4th Downs	1-2	1-4
TOP	29:05	30:66

**Rushing: UL:** Hawkins 19-93-1; Hall 12-55-0; Cunningham 16-48-0; Atwell 2-10-0; **WKU:** Walker 14-41-0; McClendon 2-15-0

**Passing: UL:** Cunningham 8-13-0-119-2; Conley 2-3-0-86-1 **WKU:** Duncan 25-47-0-245-3

**Receiving: UL:** Atwell 4-141-3; Dawkins 3-21-0; Ford 1-23-0; Peete 1-11-0; Jackson 1-9-0; **WKU:** Sloan 6-35-0; Pearson 5-37-1; Jernigan 5-20-0; Jackson 4-40-0; Walker 2-21-0; Simon 1-77-1

## GAME 4

**Louisville ..... 24**  
**Florida State ..... 35**  
**Sept. 21 • Doak Campbell Stadium, Tallahassee, Fla. (46,530)**

<b>LOUISVILLE</b>	<b>0</b>	<b>7</b>	<b>10</b>	<b>7</b>	<b>24</b>
<b>FLORIDA STATE</b>	<b>21</b>	<b>0</b>	<b>0</b>	<b>14</b>	<b>35</b>

**TALLAHASSEE, Fla.** - Cam Akers scored three touchdowns and Alex Hornibrook came off the bench and threw a 60-yard touchdown pass in the fourth quarter as Florida State defeated Louisville 35-24.

Akers ran 29 times for 112 yards for Florida State (2-2, 1-1 Atlantic Coast Conference), which had 522 offensive yards.

The Seminoles squandered a 21-0 lead after the first quarter. Louisville's Malik Cunningham threw for two touchdowns and ran for another as the Cardinals were able to storm back for a short-lived fourth-quarter lead.

Hornibrook put the Seminoles ahead for good, 28-24, on a touchdown pass to Tamorrion Terry with 7:25 left in the game.

Cunningham completed 16 of 27 passes for a career-high 286 yards but Louisville (2-2, 0-1) missed out on its first ACC win since 2017.

Florida State lost quarterback James Blackman to injury in the third quarter. Hornibrook, who had a first-quarter touchdown pass, stepped in and completed 15 of 20 passes for 255 yards.

Ricky Aguayo missed field-goal attempts from 51, 47 and 41 for the Seminoles.

### Scoring Summary

#### 1st Quarter

FS - Akers, C 1 yd run (Aguayo, Ri kick), 8 plays, 73 yards, 2:19

FS - Helton, K 44 yd pass from Hornibrook, A (Aguayo, Ri kick) 2 plays, 61 yards, 0:25

FS - Akers, C 4 yd run (Aguayo, Ri kick), 4 plays, 39 yards, 1:30

#### 2nd Quarter

UL - Atwell, T. 9 yd pass from Cunningham, M. (Creque, B. kick) 16 plays, 66 yards, 6:22

#### 3rd Quarter

UL - Creque, B. 30 yd field goal 8 plays, 53 yards, 3:33

UL - Cunningham, M. 4 yd run (Creque, B. kick), 7 plays, 76 yards, 2:44

#### 4th Quarter

UL - Fitzpatrick, D. 74 yd pass from Cunningham, M. (Creque, B. kick) 3 plays, 85 yards, 1:09

FS - Terry, T 60 yd pass from Hornibrook, A (Aguayo, Ri kick) 6 plays, 87 yards, 2:14

FS - Akers, C 1 yd run (Aguayo, Ri kick), 10 plays, 46 yards, 4:16

Statistics	UL	FSU
First Downs	18	26
Rushing Attempts	47	41
Rushing Yards	124	140
Attempts-Comp-I	16-28-1	26-34-0
Pass Yards	286	382
Total Yards	410	552
Punting Average	6-44.2	4-42.0
Fumbles-Lost	2-1	1-0
Sacks By	2-7	6-27
Penalty Yards	7-54	5-36
3rd Downs	5-17	5-14
4th Downs	2-3	0-1
TOP	33:42	26:18

**Rushing: UL:** Hall 11-57-0; Hawkins 17-52-0; Peterson 1-9-0; Cunningham 17-5-1; Burkley 1-1-0; **FSU:** Akers 29-112-3; Hornibrook 3-18-0

**Passing: UL:** Cunningham 16-27-1-286-2; **FSU:** Hornibrook 15-20-0-255-2; Blackman 11-14-0-127-0

**Receiving: UL:** Fitzpatrick 7-133-1; Atwell 5-69-1; Ford 1-48-0; Davis 1-18-0; Hall 1-10-0; Martin 1-8-0; **FSU:** Helton 7-96-1; Harisson 4-54-0; Nabers 3-45-0; Matthews 3-44-0; Akers 3-21-0; Terry 2-73-1

## GAME 5

**Boston College..... 39**  
**Louisville ..... 41**  
**Oct. 5 • Cardinal Stadium, Louisville, Ky. (46,007)**

<b>BOSTON COLLEGE</b>	<b>7</b>	<b>15</b>	<b>7</b>	<b>10</b>	<b>39</b>
<b>LOUISVILLE</b>	<b>14</b>	<b>14</b>	<b>3</b>	<b>10</b>	<b>41</b>

LOUISVILLE, Ky. (AP) - Blanton Creque's 41-yard field goal with 1:02 remaining edged Louisville past Boston College for a wild 41-39 victory that ended a nine-game Atlantic Coast Conference losing streak.

Shortly after Aaron Boumerhi's 45-yard field goal with 3:32 left put the Eagles ahead 39-38, the Cardinals (3-2, 1-1) drove 52 yards in eight plays for Creque's line drive that sailed through the uprights. BC (3-3, 1-2) drove to its 42 before turning the ball over on downs with two seconds left, sparking a celebration as Louisville emerged from the shootout with its first conference win since beating Syracuse in November 2017.

The schools combined for 1,227 yards, most of it passing in a contest that matched the ACC's top two rushing attacks. Louisville gained the edge 664-563, helped by those final yards ending with Creque's second field goal.

Cardinals freshman Evan Conley completed 10 of 16 passes for 140 yards and a 23-yard TD to Dez Fitzpatrick for 38-29 lead early in the fourth quarter. He alternated with Micale Cunningham, who was 13 of 18 passing for 288 yards and 59-yard TD.

### Scoring Summary

#### 1st Quarter

UL - Cunningham, M. 3 yd run (Creque, B. kick), 6 plays, 80 yards, 2:31  
 BC - Long, H. 72 yd pass from Brown, A. (Boumerhi, A. kick) 4 plays, 89 yards, 1:32  
 UL - Dawkins, S. 59 yd pass from Cunningham, M. (Creque, B. kick) 4 plays, 75 yards, 1:47

#### 2nd Quarter

BC - Idrizi, K. 10 yd pass from Grosel, D. (Boumerhi, A. kick) 8 plays, 89 yards, 2:35  
 UL - Hawkins, J. 3 yd run (Creque, B. kick), 10 plays, 75 yards, 5:04  
 UL - Hall, H. 6 yd run (Creque, B. kick), 3 plays, 80 yards, 0:39  
 BC - White, K. 13 yd pass from Grosel, D. (Long, H. pass) 9 plays, 70 yards, 1:16

#### 3rd Quarter

BC - Idrizi, K. 19 yd pass from Grosel, D. (Boumerhi, A. kick) 8 plays, 59 yards, 3:01  
 UL - Creque, B. 34 yd field goal 6 plays, 41 yards, 3:17

#### 4th Quarter

UL - Fitzpatrick, D. 23 yd pass from Conley, E. (Creque, B. kick) 13 plays, 96 yards, 6:16  
 BC - Levy, T. 37 yd run (Boumerhi, A. kick), 3 plays, 70 yards, 1:05  
 BC - Boumerhi, A. 45 yd field goal 13 plays, 52 yards, 3:57  
 UL - Creque, B. 41 yd field goal 8 plays, 52 yards, 2:30

Statistics	UL	BC
First Downs	26	24
Rushing Attempts	44	45
Rushing Yards	236	259
Attempts-Comp-I	23-34-0	15-33-1
Pass Yards	428	304
Total Yards	664	563
Punting Average	5-39.4	4-51.2
Fumbles-Lost	1-0	1-1
Sacks By	0-0	0-0
Penalty Yards	7-61	5-35
3rd Downs	8-16	4-15
4th Downs	1-1	2-3
TOP	34:54	25:06

**Rushing: UL:** Hawkins 25-172-1; Cunningham 6-43-1; Hall 11-23-0;

**BC:** Dillon 22-118-0; Grosel 6-47-0; Bailey 12-43-0; Levy 1-37-1

**Passing: UL:** Cunningham 13-18-0-288-1; Conley 10-16-0-140-1; **BC:** Brown 6-7-0-193-1; Grosel 89-24-1-111-3

**Receiving: UL:** Atwell 8-110-; Dawkins 6-170-1; Fitzpatrick 5-108-1; Marshall 1-20-0; Hawkins 1-13-0; Ford 1-5-0; **BC:** Long 3-99-1; Flowers 3-72-0; White 3-28-1; Idrizi 3-31-2; Burt 2-28-0; Dillon 1-36-0

## GAME 6

**Louisville ..... 62**  
**Wake Forest ..... 59**  
**Oct. 12 • BB&T Field, Winston-Salem, N.C. (24,434)**

<b>LOUISVILLE</b>	<b>21</b>	<b>10</b>	<b>14</b>	<b>17</b>	<b>62</b>
<b>WAKE FOREST</b>	<b>7</b>	<b>14</b>	<b>10</b>	<b>28</b>	<b>59</b>

WINSTON-SALEM, N.C. (AP) - Evan Conley ran 41 yards for a critical touchdown with 2:15 remaining, and Louisville held off Wake Forest's late rally to upset the 19th-ranked Demon Deacons 62-59 on Saturday night in the second-highest-scoring game in Atlantic Coast Conference history.

Conley also threw two touchdown passes to Dez Fitzpatrick and Hassan Hall returned a kickoff 100 yards for a score to help the Cardinals (4-2, 2-1) spoil Wake Forest's first national ranking in 11 years.

The combined 121 points was second only to the 137 scored in Pittsburgh's 76-61 victory over Syracuse in 2016. The teams combined for 1,188 total yards in this one.

Conley took a fourth-and-1 keeper 41 yards for a touchdown to give the Cardinals a 62-52 lead with 2:52 remaining - plenty of time for the Demon Deacons to counter, with Hartman leading them 92 yards in seven plays and scoring on a 1-yard keeper with 1:10 remaining.

The onside kick squirted downfield, Tutu Atwell came away with it in a pileup with 1:05 left and the Cardinals ran out the clock to seal the victory.

### Scoring Summary

#### 1st Quarter

UL - Hawkins, J. 8 yd run (Creque, B. kick), 4 plays, 28 yards, 1:35  
 UL - Dawkins, S. 55 yd pass from Cunningham, M. (Creque, B. kick), 7 plays, 92 yards, 3:02  
 WF - Surratt, S. 12 yd pass from Newman, J. (Sciba, N. kick), 13 plays, 75 yards, 3:35  
 UL - Hall, H. 100 yd kickoff return (Creque, B. kick)

#### 2nd Quarter

UL - Atwell, T. 9 yd pass from Cunningham, M. (Creque, B. kick), 3 plays, 13 yards, 0:32  
 WF - Surratt, S. 3 yd pass from Newman, J. (Sciba, N. kick), 7 plays, 74 yards, 2:24  
 WF - Carney, C. 1 yd run (Sciba, N. kick), 3 plays, 4 yards, 1:14  
 UL - Creque, B. 32 yd field goal, 9 plays, 32 yards, 4:36

#### 3rd Quarter

UL - Fitzpatrick, D. 15 yd pass from Conley, E. (Creque, B. kick), 1 play, 15 yards, 0:22  
 WF - Surratt, S. 47 yd pass from Newman, J. (Sciba, N. kick), 7 plays, 86 yards, 1:43  
 UL - Hall, H. 8 yd run (Creque, B. kick), 7 plays, 70 yards, 3:44  
 WF - Sciba, N. 34 yd field goal, 7 plays, 42 yards, 1:44

#### 4th Quarter

UL - Fitzpatrick, D. 50 yd pass from Conley, E. (Creque, B. kick), 3 plays, 56 yards, 1:12  
 WF - Walker, K. 3 yd run (Sciba, N. kick), 9 plays, 59 yards, 2:55  
 UL - Creque, B. 36 yd field goal, 5 plays, 33 yards, 0:44  
 WF - Washington, S. 22 yd pass from Hartman, S. (Sciba, N. kick), 7 plays, 69 yards, 1:23  
 WF - Freudenthal, J. 21 yd pass from Hartman, S. (Sciba, N. kick), 2 plays, 47 yards, 0:35  
 UL - Conley, E. 41 yd run (Creque, B. kick), 4 plays, 50 yards, 1:22  
 WF - Hartman, S. 1 yd run (Sciba, N. kick), 7 plays, 92 yards, 1:05

Statistics	UL	WF
First Downs	22	40
Rushing Attempts	44	46
Rushing Yards	225	245
Attempts-Comp-I	17-25-1	33-56-2
Pass Yards	295	423
Total Yards	520	668
Punting Average	4-39.8	6-44.7
Fumbles-Lost	2-1	3-1
Sacks By	2-11	1-4
Penalty Yards	8-90	8-59
3rd Downs	6-14	7-15
4th Downs	1-1	0-0
TOP	32:09	27:51

**Rushing: UL:** Conley 7-79; Hawkins 20-60; Cunningham 4-59; Hall 11-30; **WF:** Beal-Smith 14-123; Carney 17-95; Newman 9-13; Walker 4-10; Hartman 2-4

**Passing: UL:** Conley 12-18-1-196; Cunningham 5-6-0-99; **WF:** Newman 24-41-2-251; Hartman 9-15-0-172

**Receiving: UL:** Atwell 7-85; Fitzpatrick 5-125; Dawkins 3-68; Wakefield 2-17; **WF:** Hinton 13-134; Surratt 12-196; Freudenthal 5-51; Washington 2-28; Roberson 1-14

## GAME 7

**Clemson..... 45**  
**Louisville ..... 10**

**Oct. 19 • Cardinal Stadium, Louisville, Ky. (51,015)**

<b>CLEMSON</b>	<b>3</b>	<b>14</b>	<b>7</b>	<b>21</b>	<b>45</b>
<b>LOUISVILLE</b>	<b>0</b>	<b>3</b>	<b>0</b>	<b>7</b>	<b>10</b>

**LOUISVILLE, Ky. (AP)** - Trevor Lawrence overcame two early interceptions to throw three touchdown passes, Travis Etienne rushed for 192 yards and a score and No. 3 Clemson routed Louisville 45-10 on Saturday for its 22nd consecutive victory.

Darien Rencher and Chez Mellusi added rushing TDs for the Tigers (7-0, 5-0 Atlantic Coast Conference), who missed first-quarter chances to build a big lead when Lawrence was picked off twice near the goal line. The sophomore quarterback settled down to hit Joseph Ngata and Justyn Ross with second-quarter TDs for a 17-3 halftime lead.

Lawrence's 10-yard TD to Cornell Powell made it 31-3, and he finished 20 of 29 for 233 yards.

The Tigers also posted six sacks and kept Louisville (4-3, 2-2) out of the end zone until Javian Hawkins' 3-yard TD late in the game. Clemson outgained Louisville 551-263 and improved to 6-0 all-time against the Cardinals.

Hawkins had 129 yards on 26 carries, but Louisville never got closer than 10-3 after winning its previous two games.

### Scoring Summary

#### 1st Quarter

CU - Potter 51 yd field goal, 5 plays, 46 yards, 2:08

#### 2nd Quarter

CU - Ngata 6 yd pass from Lawrence (Sawicki kick), 6 plays, 81 yards, 3:04

UL - Creque, B. 28 yd field goal, 11 plays, 52 yards, 5:44

CU - Ross 25 yd pass from Lawrence (Sawicki kick), 5 plays, 77 yards, 1:00

#### 3rd Quarter

CU - Etienne 49 yd run (Potter kick), 2 plays, 58 yards, 0:34

#### 4th Quarter

CU - Powell 10 yd pass from Lawrence (Potter kick), 7 plays, 63 yards, 2:10

CU - Rencher 8 yd run (Potter kick), 5 plays, 25 yards, 1:57

UL - Hawkins, J. 3 yd run (Creque, B. kick), 9 plays, 75 yards, 5:04

CU - Mellusi 16 yd run (Potter kick), 10 plays, 75 yards, 4:10

Statistics	CU	UL
First Downs	23	15
Rushing Attempts	37	43
Rushing Yards	298	156
Attempts-Comp-I	22-33-2	8-22-2
Pass Yards	253	107
Total Yards	551	263
Punting Average	3-36.0	6-48.5
Fumbles-Lost	1-0	1-1
Sacks By	6-39	1-4
Penalty Yards	6-47	5-40
3rd Downs	5-11	5-14
4th Downs	0-0	0-1
TOP	30:06	29:54

**Rushing: Clemson:** ETIENNE 14-192; LAWRENCE 10-47; MELLUSI 5-35; DIXON 5-11; RENCHER 1-8; DUKES 2-5. **Louisville:** Hawkins, J. 26-129; Hall, H. 3-15; Atwell, T. 1-9; Conley, E. 8-7; Burkley, M. 2-6; Cunningham, M. 3-minus 10

**Passing: Clemson:** LAWRENCE 20-29-2-233; BRICE 2-3-0-20; TEAM 0-1-0-0.

**Louisville:** Conley, E. 4-11-1-44; Cunningham, M. 4-11-1-63

**Receiving: Clemson:** ROSS 5-55; ETIENNE 4-35; RODGERS 3-78; OVERTON 3-43; CHASE 1-13; POWELL 1-10; ALLEN 1-10; NGATA 1-6; W. SWINNEY 1-4; HIGGINS 1-3; DIXON 1-minus 4. **Louisville:** Fitzpatrick, D. 3-63; Atwell, T. 3-37; Dawkins, S. 1-6; Davis, J. 1-1.

# THE LAST TIME...

## Rushing

	Louisville
Had 400 or more yards:	411, Syracuse, 2017
Had 300-399 yards:	322, Eastern Kentucky, 2019
Had 200-299 yards:	225, Wake Forest, 2019
Had 51-100 yards:	81, Clemson, 2018
Had 11-50 yards:	47, Boston College, 2018
Had fewer than 0 yards:	-1, Pittsburgh, 2015
Had 70 or more rush attempts:	71, Wichita State, 1977
Had 60-69 rush attempts:	66, Northern Illinois, 1996
Had 50-59 rush attempts:	51, Western Kentucky, 2019
Had seven or more rush touchdowns:	7, Florida State, 2016
Had six rush touchdowns:	6, Murray State, 2014
Had five rush touchdowns:	5, Syracuse, 2017
Had four rush touchdowns:	4, Wake Forest, 2018

## Opponent

492, Clemson, 2018
340, Kentucky, 2018
298, Clemson, 2019
76, Florida State, 2018
43, Western Kentucky, 2019
-14, Boston College, 2015
73, Army, 1991
61, Boston College, 2018
55, Syracuse, 2018
8, Georgia Tech, 2018
6, Houston, 1985
5, Kentucky, 2018
4, Notre Dame, 2019

## Passing

	Louisville
Had 500 or more yards:	555, Syracuse, 2007
Had 400-499 yards:	428, Boston College, 2019
Had 300-399 yards:	358, Wake Forest, 2018
Had 200-299 yards:	295, Wake Forest, 2019
Had fewer than 75 yards:	26, Tulsa, 1991
Had 50 or more pass attempts:	54, Wake Forest, 2018
Had 40-49 pass attempts:	44, Georgia Tech, 2018
Had 30-39 pass attempts:	34, Boston College, 2019
Had 20 or fewer pass attempts:	16, Western Kentucky, 2019
Had 30 or more pass completions:	30, Wake Forest, 2018
Had 20-29 pass completions:	23, Boston College, 2019
Had fewer than 10 pass completions:	8, Clemson, 2019
Had six or more passing touchdowns:	8, Charlotte, 2018
Had five passing touchdowns:	5, Marshall, 2016
Had four passing touchdowns:	4, Wake Forest, 2019
Had three passing touchdowns:	3, Western Kentucky, 2019
Had zero passing touchdowns:	0, Notre Dame, 2019
Had seven passes intercepted:	7, Tennessee St., 1984
Had six passes intercepted:	6, Florida State, 1991
Had five passes intercepted:	5, SMU, 1984
Had four passes intercepted:	4, Mississippi State, 2017
Had three passes intercepted:	3, Kentucky, 2016
Did not throw an interception:	0, Boston College, 2019
Completed passes to 10 or more players:	11, Georgia Tech, 2018
Completed passes to nine players:	9, NC State, 2018
Completed passes to eight players:	8, Syracuse, 2018
Completed passes to seven players:	7, Boston College, 2019
Completed passes to six players:	6, Florida State, 2019

## Opponent

571, Kentucky, 1998
423, Wake Forest, 2019
304, Boston College, 2019
253, Clemson, 2019
42, Eastern Kentucky, 2019
56, Wake Forest, 2019
47, Western Kentucky, 2019
33, Clemson, 2019
16, Eastern Kentucky, 2019
33, Wake Forest, 2019
22, Clemson, 2019
9, Eastern Kentucky, 2019
7, Rutgers, 2008
5, Wake Forest, 2019
4, NC State, 2018
3, Clemson, 2019
0, Eastern Kentucky, 2019
Never
6, Army, 1983
5, Houston, 2000
4, Syracuse, 2017
3, Purdue
0, Florida State, 2019
11, Clemson, 2019
9, Florida State, 2019
8, Western Kentucky, 2019
7, Notre Dame, 2019
6, Eastern Kentucky, 2019

## TOTAL OFFENSE

	Louisville
Had 700 or more yards:	727, Syracuse, 2017
Had 600-699 yards:	664, Boston College, 2019
Had 500-599 yards:	520, Wake Forest, 2019
Had 400-499 yards:	410, Florida State, 2019
Had fewer than 100 yards:	13, Arizona State, 1992
Ran 85 or more plays:	90, Wake Forest, 2018
Ran 55 or fewer plays:	46, Kentucky, 2018

## Opponent

801, Kentucky, 1998
668, Wake Forest, 2019
551, Clemson, 2019
425, Notre Dame, 2019
80, Murray State, 2017
102, Wake Forest, 2019
43, Murray State, 2017

## SCORING

	Louisville
Scored 80 or more points:	100, Washington (Tenn.), 1913
Scored 70-79 points:	70, Charlotte, 2017
Scored 60-69 points:	62, Wake Forest, 2019
Scored 50-59 points:	56, Syracuse, 2017
Scored 40-49 points:	41, Boston College, 2019
Scored 30-39 points:	38, Western Kentucky, 2019
Scored 0 points:	0, Florida State, 2000
Won by 45 points or more:	46, Syracuse, 2017

## Opponent

105, Murray State, 1932
77, Clemson, 2018
66, Georgia Tech, 2018
59, Wake Forest, 2019
45, Clemson, 2019
39, Boston College, 2019
0, Eastern Kentucky, 2019
46, Kentucky, 2018

# THE LAST TIME...

Won by 30-44 points:	42, Eastern Kentucky, 2019	35, Clemson, 2019
Won by 20-29 points:	24, Indiana State, 2018	21, Wake Forest, 2018
Scored on first drive of game:	Boston College, 2019	Clemson, 2019
Recorded a safety:	Syracuse, 2014	LSU, 2016
Recorded two or more safeties:	Syracuse, 2014	Florida State, 1979
Scored on a blocked field goal:	West Virginia, 2011	Never
Scored on first offensive play of game:	Syracuse, 2016	Kentucky, 2016

## TURNOVERS

	Louisville	Opponent
Lost eight or more turnovers:	9, Southern Miss, 1982	9, Army, 1983
Lost seven turnovers:	South Florida, 2007	NC State, 1994
Lost six turnovers:	Southern Miss, 1996	Houston, 2000
Lost five turnovers:	West Virginia, 2008	Syracuse, 2017
Lost four turnovers:	Syracuse, 2018	Syracuse, 2017
Lost four or more fumbles:	4, Southern Miss, 2002	4, Temple, 2012
Threw four or more interceptions:	4, Mississippi State, 2017	4, Syracuse, 2017
Did not commit a turnover:	Boston College, 2019	Florida State, 2019
Lost a game and did not commit a turnover:	Kentucky, 2018	Indiana State, 2018
Two turnovers returned for TD:	Tennessee Tech, 2008	Kentucky, 2014
Two interceptions returned for TD:	Southern Miss, 2000	East Carolina, 1997
Two fumbles returned for TD:	Tennessee Tech, 2008	Kentucky, 2008

## DEFENSE

	Louisville	Opponent
Recorded 10 or more sacks:	10, Grambling, Sept. 9, 2000	11, Houston, Nov. 17, 2016
Recorded nine sacks:	Rutgers, Nov. 26, 2010	Texas Christian, Nov. 23, 2001
Recorded eight sacks:	Boston College, Oct. 24, 2015	Louisiana State, Dec. 21, 2006
Recorded seven sacks:	Wake Forest, Nov. 12, 2016	Boston College, Oct. 13, 2018
Recorded six sacks:	Kentucky, Sept. 17, 2011	Clemson, Oct. 19, 2019
Recorded five sacks:	, Eastern Kentucky, Sept. 7, 2019	Clemson, Sept. 16, 2017
Recorded 10 or more TFL:	10, Eastern Kentucky, Sept. 7, 2019	11, Clemson, Oct. 19, 2019
Broke up 10 or more passes:	10, Wake Forest, Oct. 12, 2019	10, Wake Forest, Oct. 28, 2017

## SPECIAL TEAMS

	Louisville	Opponent
Returned a punt for TD:	Indiana State, Sept. 8, 2018	Clemson, Oct. 11, 2014
Returned a blocked punt for TD:	Connecticut, Nov. 8, 2013	Boston College, Oct. 13, 2018
Blocked punt for a safety:	Texas Christian, Oct. 9, 2002	Rutgers, Nov. 11, 2005
Returned a kickoff for TD:	Wake Forest, Oct. 12, 2019	Alabama, Sept. 1, 2018
Blocked a punt:	Wake Forest, Oct. 27, 2018	Boston College, Oct. 13, 2018
Punted 10 or more times:	10, Boston College, Oct. 13, 2018	11, Indiana State, Nov. 8, 2018
Did not record a punt:	Kentucky, Nov. 25, 2017	Kentucky, Nov. 24, 2018
Blocked a field goal:	Western Kentucky, Sept. 15, 2018	Syracuse, Nov. 9, 2018
Blocked a PAT:	Clemson, Sept. 16, 2017	Clemson, Nov. 3, 2018
Recovered an onside kick:	North Carolina State, Dec. 27, 2011	Wake Forest, Oct. 12, 2019
Made five or more field goals:	Never	5, Tulane, Oct. 11, 1997
Made four field goals:	North Carolina State, Oct. 22, 2016	Syracuse, Nov. 9, 2018
Scored via offense, defense & special teams:	Connecticut, Nov. 8, 2013	Alabama, Sept. 1, 2018

## MISCELLANEOUS

	Louisville	Opponent
Had 30 or more first downs:	31, Wake Forest, Oct. 27, 2018	40, Wake Forest, Oct. 12, 2019
Had 10 or fewer first downs:	10, Kentucky, Nov. 24, 2018	10, Eastern Kentucky, Sept. 7, 2019
Had 20 or more penalties:	Never	Never
Had 15-19 penalties:	17, Syracuse, Nov. 9, 2018	17, Marshall, Dec. 18, 2002
Had 100 or more penalty yards:	134, Kentucky, Nov. 24, 2018	111, Alabama, Sept. 1, 2018
Had less than 25 penalty yards:	0, Wake Forest, Oct. 28, 2017	20, Notre Dame, Sept. 2, 2019
Had zero penalties:	Wake Forest, Oct. 28, 2017	Pittsburgh, Nov. 12, 2011
Had 35+ minutes of possession time:	37:30, Clemson, Nov. 3, 2018	35:24, Western Kentucky, Sept. 15, 2018
Scoring drive of 15 or more plays:	16 (TD), Florida State, Sept. 21, 2019	16 (TD), Western Kentucky, Sept. 15, 2018
Scoring drive of 99 yards:	Kentucky, Nov. 25, 2017	North Carolina State, Nov. 17, 2018

# THE LAST TIME...

## INDIVIDUAL

### RUSHING

Rushed 30 or more times:	31, Lamar Jackson at Clemson, Oct. 1, 2016
Rushed for 300 or more yards:	Never
Rushed for 200-299 yards:	226, Lamar Jackson vs. Texas A&M, Dec. 30, 2015
Rushed for 150-199 yards:	172, Javian Hawkins vs. Boston College, Oct. 5, 2019
QB rushed for 100 or more yards:	100, Malik Cunningham vs. North Carolina State, Nov. 17, 2018
QB rushed for a TD of 50 or more yards:	75, Malik Cunningham vs. Kentucky, Nov. 24, 2018
Had four or more rushing touchdowns:	4, Lamar Jackson vs. Florida State, Sept. 17, 2016
Had three rushing touchdowns:	Trey Smith vs. Wake Forest, Oct. 27, 2018
Had a run of 80 or more yards:	80, Jeremy Smith vs. Duke, Oct. 14, 2016
Had a run of 70-79 yards:	75, Malik Cunningham vs. Kentucky, Nov. 24, 2018
Had two or more players with 100+ rush yards:	Malik Williams (180) and Lamar Jackson (111) vs. Syracuse, Nov. 18, 2017
Had two players with 150+ rush yards:	Lamar Jackson (199) and Brandon Radcliff (156) at Syracuse, Sept. 9, 2016

### PASSING

Passed for 400 or more yards:	417, Lamar Jackson at Marshall, Sept. 24, 2016
Passed for 300-399 yards:	358, Jawon Pass vs. Wake Forest, Oct. 27, 2018
Attempted 45 or more passes:	54, Jawon Pass vs. Wake Forest, Oct. 27, 2018
Completed 40 or more passes:	45, Brian Brohm vs. Syracuse, Sept. 22, 2007
Completed 30-39 passes:	30, Jawon Pass vs. Wake Forest, Oct. 27, 2018
Threw five or more touchdown passes:	5, Lamar Jackson at Marshall, Sept. 24, 2016
Threw four touchdown passes:	4, Jawon Pass vs. Eastern Kentucky, Sept. 7, 2019
Threw five or more interceptions:	6, Erik Watts vs. Florida State, Nov. 2, 1991
Threw four interceptions:	Lamar Jackson vs. Mississippi State, Dec. 30, 2017
Completed a pass of 75 or more yards:	78, Lamar Jackson vs. Clemson, Sept. 16, 2017
Completed a pass to 10 or more receivers:	10, Jawon Pass vs. Alabama, Sept. 1, 2018

### RECEIVING

Caught 15 or more passes:	15, Arnold Jackson at Cincinnati, Nov. 6, 1999
Had 200 or more receiving yards:	214, DeVante Parker vs. Florida State, Oct. 30, 2014
Caught three touchdowns:	3, Tutu Atwell vs. Western Kentucky, Sept. 14, 2019
Had two players with 100+ yards receiving:	Tutu Atwell (132) and Jaylen Smith (107) vs. Wake Forest, Oct. 27, 2018
Had three players with 100+ yards receiving:	Tutu Atwell (110), Seth Dawkins (170), and Dez Fitzpatrick (100) vs. Boston College, Oct. 5, 2019

### TOTAL OFFENSE

Had 500 or more yards:	512, Lamar Jackson vs. Boston College, Oct. 14, 2017
Had 400-499 yards:	491, Lamar Jackson at Wake Forest, Oct. 28, 2017
QB had 100 yards or more passing AND rushing:	Lamar Jackson vs. Mississippi State, Dec. 30, 2017

### DEFENSE

Intercepted three or more passes:	3, Gerod Holliman at Boston College, Nov. 8, 2014
Intercepted two passes:	Trumaine Washington at Florida State, Oct. 21, 2017
Recovered two or more fumbles:	2, Chucky Williams at Clemson, Oct. 1, 2016
Forced two or more fumbles:	3, James Hearn vs. Virginia, Nov. 11, 2017
Recorded four or more sacks:	4, Rodney Gnat vs. Eastern Kentucky, Sept. 11, 2010
Recorded three sacks:	James Hearn vs. Virginia, Nov. 12, 2016
Recorded 15 or more tackles:	16, Rodjay Burns at Wake Forest, Oct. 12, 2019
Returned an interception for a touchdown:	Trumaine Washington vs. Kent State, Sept. 23, 2017
Returned a fumble for a touchdown:	Rodjay Burns vs. Western Kentucky, Sept. 14, 2019
Recorded 4.5 or more tackles for loss in a game:	4.5, Devonte' Fields at Kentucky, Nov. 28, 2015

### SPECIAL TEAMS

Scored 13 or more points kicking:	14, Blanton Creque at Wake Forest, Oct. 12, 2019
Made four or more field goals:	4, Blanton Creque vs. North Carolina State, Oct. 22, 2016
Made two field goals of 50 or more yards:	Never
Made a field goal of 60 or more yards:	Never
Had a punt of 70 or more yards:	73, Chris Philpott vs. West Virginia, Nov. 20, 2010
Had a punt of 60-69 yards:	60, Mason King at Florida State, Sept. 21, 2019
Punted nine or more times:	9, Mason King at Boston College, Oct. 13, 2018
Had 100 or more kick return yards:	220, Hassan Hall at Wake Forest, Oct. 12, 2019
Had a kickoff return for a TD:	Hassan Hall at Wake Forest, Oct. 12, 2019
Had 100 or more punt return yards:	130, Jaire Alexander vs. Florida State, Sept. 17, 2016
Had a punt return for a TD:	Rodjay Burns vs. Indiana State, Sept. 8, 2018
Blocked a punt:	Yasir Abdullah vs. Wake Forest, Oct. 27, 2018
Blocked a field goal:	Jared Goldwire vs. Western Kentucky, Sept. 15, 2018
Returned a blocked field goal for touchdown:	Andrew Johnson at West Virginia, Nov. 5, 2011
Blocked a PAT:	Trevon Young vs. Clemson, Sept. 16, 2017



**YASIR  
ABDULLAH**  
OUTSIDE LINEBACKER

So. • 6-1 • 218

Miami, Fla.  
(Coral City)

**SOPHOMORE (2019):** Recorded a tackle against Notre Dame ... tallied three tackles and his first career sack versus Eastern Kentucky ... registered four tackles against Western Kentucky ... credited with career high five tackles and two tackles for loss against Boston College ... registered six tackles, with his first career interception and fumble recovery at Wake Forest ... made four stops against Clemson.


**FRESHMAN (2018):** Appeared in 11 games totaling eight tackles ... made his collegiate debut versus Indiana State ... made his first tackle on special teams versus the Sycamores ... recorded one tackle in the win over Western Kentucky ... totaled two tackles versus Virginia, Boston College and Wake Forest ... notched his first blocked kick, blocking a punt in the second quarter against Wake Forest.

**CAREER STATISTICS**

Yr	G/S	S	A	T	TFL	QBH	SK	FR	FF	Int	PB
2019	7/3	16	9	25	4.0-15	0	1.0-7	1-0	0	1-7	0
<b>Total</b>	<b>18/3</b>	<b>19</b>	<b>14</b>	<b>33</b>	<b>4.0-15</b>	<b>1</b>	<b>1.0-7</b>	<b>1-0</b>	<b>0</b>	<b>1-7</b>	<b>1</b>

**CAREER HIGHS**

<b>Tackles</b> .....	6 at Wake Forest, 2019
<b>Tackles for Loss</b> .....	2 vs. Boston College, 2019
<b>Sacks</b> .....	1 vs. Eastern Kentucky, 2019
<b>QB Hurries</b> .....	1 vs. Florida State, 2018
<b>Fumble Recoveries</b> .....	1 at Wake Forest, 2019
<b>Interceptions</b> .....	1 at Wake Forest, 2019
<b>Pass Breakups</b> .....	1 vs. Florida State, 2018
<b>Punt Block</b> .....	1 vs. Wake Forest, 2018



**TUTU  
ATWELL**  
WIDE RECEIVER

So. • 5-9 • 153

Miami, Fla.  
(Northwestern)

**SOPHOMORE (2019):** Caught five passes for 47 yards against Notre Dame ... had two receptions, including a 50-yard touchdown in the win over Eastern Kentucky ... caught five passes for 145 yards and three touchdowns against Western Kentucky, the first Louisville player with three TD receptions since 2015 ... had five catches for 69 yards and a nine-yard score at Florida State...tied a career high with eight receptions for 110 yards against Boston College ... caught seven passes for 85 yards and a score at Wake Forest ... had 46 all-purpose yards against Clemson.


**FRESHMAN (2018):** Appeared in all 12 games at wide receiver ... finished fourth on the team with 24 receptions for 406 yards and two scores ... led the team with a 16.9 per catch average ... made collegiate debut at wide receiver against Alabama ... caught his first pass — a 30-yard reception versus the Crimson Tide ... caught a season-best two passes for 17 yards in the win over Indiana State ... caught one pass for nine yards in the road loss to Virginia ... recorded two receptions for 53 yards versus Florida State, including a personal best 53-yard reception ... caught four passes for 79 yards and two touchdowns in a loss to Georgia Tech ... scored on a pair of 29-yard touchdown passes from Jawon Pass and Jordan Travis ... caught eight passes for 132 yards versus Wake Forest, setting a Louisville record for most receiving yards in a game by a true freshman ... caught two passes for 44 yards against Clemson ... caught single passes versus Syracuse and NC State.

**CAREER STATISTICS**

Yr	G/S	Rushing					Receiving				
		Att	Yds	Avg	TD	LG	Rec	Yds	Avg	TD	LG
2018	12/2	1	-5	-5.0	0	0	24	406	16.9	2	53
2019	7/6	3	26	8.7	0	11	35	546	15.6	6	62
<b>Total</b>	<b>19/8</b>	<b>4</b>	<b>21</b>	<b>5.3</b>	<b>0</b>	<b>11</b>	<b>59</b>	<b>952</b>	<b>16.1</b>	<b>8</b>	<b>62</b>

**CAREER HIGHS**

**Receptions** .....8 (two times); last vs. Boston College, 2019  
**Receiving Yards** ..... 141 vs. Western Kentucky, 2019  
**Long Reception** ..... 62 vs. Western Kentucky, 2019  
**Touchdowns** ..... 3 vs. Western Kentucky, 2019



**C.J.  
AVERY**  
INSIDE LINEBACKER

Jr. • 5-11 • 221

Grenada, Miss.  
(Grenada)

**JUNIOR (2019):** Recorded six tackles against Notre Dame ... tallied seven stops versus Eastern Kentucky ... had three tackles and a breakup against Western Kentucky ... tallied nine tackles with a sack at Florida State ... totaled five stops versus Boston College ... notched season-best 13 tackles at Wake Forest ... finished with seven tackles against Clemson.

**SOPHOMORE (2018):** Second on the team in tackles with 56 ... appeared in nine games, making eight starts ... led the team with two interceptions ... totaled five tackles in his first career start at linebacker in a loss to Alabama ... credited with four tackles in the 31-7 win over Indiana State ... totaled four tackles and a sack versus Western Kentucky ... registered his first career interception on the second series of the game, returning it 25 yards ... missed Virginia and Florida State games with an injury ... registered a career high 15 tackles in a loss to Boston College ... credited with seven tackles versus Wake Forest ... totaled five stops against Clemson ... recorded four tackles versus Syracuse and five against NC State ... tallied seven tackles and one interception versus Kentucky.


**FRESHMAN (2017):** Appeared in all 13 games, with his first collegiate start coming versus Kent State ... totaled 22 tackles and recovered one fumble as a true freshman ... made collegiate debut in the secondary and on special teams versus Purdue, recording one solo tackle ... totaled a tackle versus North Carolina ... credited with three stops versus nationally ranked Clemson ... totaled a career-high six tackles and recovered a fumble in his first collegiate start against Kent State ... registered three tackles and assisted on a tackle for loss at NC State ... credited with a career-best seven tackles against Syracuse.

**CAREER STATISTICS**

Yr	G/S	S	A	T	TFL	QBH	SK	FR	FF	Int	PB
2017	13/1	10	12	22	0.5-1	0	0-0	1-4	0	0-0	0
2018	9/8	33	23	56	2.5-8	0	0.5-1	1-0	1	2-28	2
2019	7/7	34	16	50	2.5-4	1	1-3	0-0	0	0-0	3
<b>Total</b>	<b>29/16</b>	<b>77</b>	<b>51</b>	<b>128</b>	<b>5.5-13</b>	<b>1</b>	<b>1.5-4</b>	<b>2-4</b>	<b>1</b>	<b>2-28</b>	<b>5</b>

**CAREER HIGHS**

<b>Tackles</b> .....	15 at Boston College, 2018
<b>Tackles for Loss</b> .....	1 (four times); last at Florida State, 2019
<b>Sacks</b> .....	1 at Florida State, 2019
<b>Quarterback Hurries</b> .....	1 vs. Eastern Kentucky, 2019
<b>Fumble Recoveries</b> .....	1 (two times); last at Syracuse, 2018
<b>Return Yardage</b> .....	4 vs. Kent State, 2017
<b>Forced Fumbles</b> .....	1 at Syracuse, 2018
<b>Interceptions</b> .....	1 (two times); last vs. Kentucky, 2018
<b>Return Yardage</b> .....	25 vs. Western Kentucky, 2018
<b>Pass Breakups</b> .....	1 (five times); last vs. Clemson, 2019



**MEKHI  
BECTON**  
OFFENSIVE LINE

Jr. • 6-7 • 369


Highland Springs, Va.  
(Highland Springs)

**JUNIOR (2019):** Started at left tackle against Notre Dame, grading out at 80% with four knockdowns ... graded out at 89% with eight knockdowns and zero missed assignments while helping the Cardinals to 322 rushing yards (8.5 yards per carry) and no sacks against Eastern Kentucky ... finished with an 86% grade and seven knockdowns at Florida State ...named ACC

Offensive Lineman of the Week after grading out at 88 % with eight knockdowns against Boston College.

**SOPHOMORE (2018):** Started all 13 games at offensive tackle ... scored on a one-yard touchdown run on the first play of the fourth quarter against Indiana State.

**FRESHMAN (2018):** Started all 10 games he appeared in ... guided an offense that finished third nationally ... averaged 245.1 yards on the ground.



**ROBBIE  
BELL**  
OFFENSIVE LINE

R-Jr. • 6-5 • 294

Hoschton, Ga.  
(Mill Creek)

**JUNIOR (2019):** Started at right guard against Notre Dame with a grade of 79% and a knockdown ... graded at 80% with three knockdowns against Eastern Kentucky ... played only six snaps versus Boston College

**SOPHOMORE (2018):** Saw action in one game ... played center versus Georgia Tech.

**FRESHMAN (2017):** Started all 13 games at the center position ... named to the all-ACC Academic team ... made a start at center versus Purdue in his first collegiate game ... guided an offense that finished third nationally ... averaged 245.1 yards on the ground.

2016: Redshirted.



**COLE  
BENTLEY**  
OFFENSIVE LINE


Jr. • 6-3 • 313

Belfry, Ky.  
(Belfry)

**JUNIOR (2019):** Played against Notre Dame, tallying two knockdowns and a 79% grade ... finished with five knockdowns against Western Kentucky ... made his first start of the season at center at Florida State.

**SOPHOMORE (2018):** Made his first career start at center in a loss to Alabama ... started at guard in the win over Indiana State ... started at guard against Indiana State and Western Kentucky.

**FRESHMAN (2017):** Played in seven games, making three starts ... team averaged 594.0 yards per game in his three starts versus Virginia, Syracuse and Kentucky ... rushed for an average of 351.7 yards per game in those three starts.



**ADONIS  
BOONE**  
OFFENSIVE LINE

So. • 6-5 • 298

Daytona Beach, Fla.  
(Mainland)

**SOPHOMORE (2019):** Saw action against Eastern Kentucky ... played 74 snaps at guard and graded out at 77% against Boston College.

**FRESHMAN (2018):** Played in four games ... appeared in the backfield on fourth down to assist in Dae Williams' rushing touchdown.




**RENATO  
BROWN**  
OFFENSIVE LINE

Fr. • 6-4 • 330

West Palm Beach, Fla.  
(Palm Beach Central)

**FRESHMAN (2019):** Saw first collegiate action against Notre Dame.



**MAURICE  
BURKLEY**  
RUNNING BACK

R-So. • 5-9 • 206

Naperville, Ill.  
(Metea Valley)

**SOPHOMORE (2019):** Saw action against Notre Dame ... notched 20 yards on three carries versus Eastern Kentucky ... gained six yards on two carries against Clemson.

**FRESHMAN (2018):** Made an appearance in all 12 games ... consistent contributor on special teams ... recorded one tackle.

**2017:** Redshirted

**CAREER STATISTICS**

Yr	G/S	Rushing				Receiving			
		Att	Yds	Avg	TD	Rec	Yds	Avg	TD
2019	5/0	6	27	4.5	0	12	0	0	0

**CAREER HIGHS**

**Rushes.....** 3 vs. Eastern Kentucky, 2019  
**Rushing Yards .....** 20 vs. Eastern Kentucky, 2019



**RODJAY  
BURNS**  
OUTSIDE LINEBACKER

R-Jr. • 6-0 • 197

Louisville, Ky.  
(Trinity/Ohio State)

**JUNIOR (2019):** Recorded six solo tackles, including a sack against Notre Dame ... Tallied seven tackles, two for loss and a sack versus Eastern Kentucky ... returned a fumble 30 yards for a touchdown against Western Kentucky ... finished with five tackles, one for loss, and a pass breakup at Florida State ... tallied three stops against Boston College ... had a career-best 16 tackles, forced a fumble and picked off a pass at Wake Forest ... finished with four tackles and a hurry against Clemson.

**SOPHOMORE (2018):** Appeared in 10 games, making nine starts ... totaled 38 tackles and one interception ... averaged 15.2 yards a punt return — the second-best mark in school history ... recorded four tackles against Alabama in his first game at Louisville ... made his first start at cornerback in the win over Indiana State ... totaled a career-high five tackles and a pair of tackles for loss versus the Sycamores ... put the Cardinals on the board with a 55-yard punt return for a touchdown on his first career attempt ... totaled two tackles and had a punt return of 36 yards versus Western Kentucky ... credited with four tackles against Virginia ... intercepted his first career pass and returned it 34 yards to the Virginia three-yard line ... totaled one tackle versus Florida State ... recorded three tackles versus Georgia Tech ... tallied a season best eight tackles versus Boston College ... credited with six tackles versus Wake Forest and three at Clemson.

**OHIO STATE:** Appeared in seven games at Ohio State ... returned an interception for touchdown versus Bowling Green ... tallied one tackle as a reserve defensive back.

**CAREER STATISTICS**


Yr	G/S	S	A	T	TFL	QBH	SK	FR	FF	Int	PB
2016*	7/0	1	0	1	0-0	0	0-0	0-0	0	1-75	0
2018	11/9	22	16	38	1.5-4	0	0-0	0-0	0	1-34	0
2019	7/7	30	14	44	6-26	2	2-15	1-30	1	1-4	1
<b>Total</b>	<b>25/16</b>	<b>53</b>	<b>30</b>	<b>83</b>	<b>7.5-30</b>	<b>2</b>	<b>2-15</b>	<b>1-30</b>	<b>1</b>	<b>3-113</b>	<b>1</b>

\*Ohio State

Yr	Att	Kick Return			Att	Punt Return		
		Yds	TD	LG		Yds	TD	LG
2018	3	35	0	24	13	197	1	55
2019	0	0	0	0	8	44	0	12
<b>Total</b>	<b>3</b>	<b>35</b>	<b>0</b>	<b>24</b>	<b>21</b>	<b>241</b>	<b>1</b>	<b>55</b>

**CAREER HIGHS**

**Tackles.....** 16 at Wake Forest, 2019  
**Tackles for Loss .....** 2 (two times); last at Wake Forest, 2019  
**Sacks .....** 1.0 (two times); last vs. Eastern Kentucky, 2019  
**Quarterback Hurries.....** 1 (two times); last vs. Clemson, 2019  
**Forced Fumbles.....** 1 at Wake Forest, 2019  
**Fumble Recoveries.....** 1 vs. Western Kentucky, 2019  
**Fumble Touchdown.....** 1 vs. Western Kentucky, 2019  
**Interceptions.....** 1 (three times); last at Wake Forest, 2019  
**Return Yardage.....** 75 vs. Bowling Green, 2016  
**Interception Touchdown.....** 1 vs. Bowling Green, 2016  
**Pass Breakups.....** 1 at Florida State, 2019  
**Kick Return Yards.....** 35 vs. Alabama, 2018  
**Punt Return Yards.....** 86 vs. Indiana State, 2018  
**Punt Return Touchdown.....** 1 vs. Indiana State, 2018



**AMONTE  
CABAN**  
DEFENSIVE LINE

R-Sr. • 6-1 • 256

Smiths, Ala.  
(Smiths Station)

**SENIOR (2019):** Recorded three tackles and a quarterback hurry against Notre Dame ... made four tackles, with two hurries and a forced fumble against Western Kentucky ... had five stops, including one for loss, at Florida State ... credited with two tackles versus Boston College ... tallied three tackles, assisting on a tackle for loss at Wake Forest ... made a pair of stops, including one for loss against Clemson.

**JUNIOR (2018):** Appeared in all 12 games, making a pair of starts ... registered 50 tackles and 7.0 tackles for loss ... credited with three tackles in his first career start in the loss to Alabama ... notched a career high five tackles versus Indiana State ... credited with a pair of tackles against Western Kentucky ... registered five tackles and assisted on tackle for loss in a road loss to Virginia ... totaled one tackle versus Florida State ... posted a career-best seven tackles versus Georgia Tech.

**SOPHOMORE (2017):** Appeared in 10 games as a reserve linebacker ... totaled a career-best eight tackles ... totaled a career-high two stops against Kent State ... tallied single tackles in six games.

**FRESHMAN (2016):** Earned valuable playing time as a reserve linebacker and on special teams ... has appeared in 13 games on special teams and as a reserve linebacker ... credited with one tackle versus Syracuse ... notched one assisted tackle against Marshall ... tallied one stop versus Boston College.


**2015:** Redshirted.

**CAREER STATISTICS**

Yr	G/S	S	A	T	TFL	QBH	SK	FR	FF	Int	PB
2016	13/0	1	2	3	0-0	0	0-0	0-0	0	0-0	0
2017	10/0	6	2	8	0-0	0	0-0	0-0	0	0-0	0
2018	12/3	31	19	50	7-22	1	2-14	1-30	0	0-0	0
2019	7/6	10	10	20	3.5-8	3	0-0	0-0	1	0-0	0
<b>Total</b>	<b>42/9</b>	<b>48</b>	<b>33</b>	<b>81</b>	<b>10.5-30</b>	<b>4</b>	<b>2-14</b>	<b>1-30</b>	<b>1</b>	<b>0-0</b>	<b>0</b>

**CAREER HIGHS**

**Tackles.....** 7 (two times); last vs. Kentucky, 2018  
**Tackles for Loss .....** 2.0 vs. Wake Forest, 2018  
**Quarterback Hurries.....** 1 (two times); last vs. Notre Dame, 2019  
**Sacks .....** 1.0 (two times); last vs. Wake Forest, 2018  
**Forced Fumbles.....** 1 vs. Western Kentucky, 2019  
**Fumble Recoveries.....** 1 at Clemson, 2018  
**Return Yardage.....** 30 at Clemson, 2018



**CALEB  
CHANDLER**  
OFFENSIVE LINE


R-So. • 6-4 • 297

Jefferson, Ga.  
(Jefferson)

**SOPHOMORE (2019):** Started at left guard against Notre Dame, grading at 68% with three knockdowns ... Finished with an 80% grade and a knockdown versus Eastern Kentucky.

**FRESHMAN (2018):** Appeared in six games ... started games versus Clemson, Syracuse and NC State ... first start came in a loss at Clemson.

**2017:** Played in two games ... saw first collegiate action versus Kent State and Murray State.



**MARLON  
CHARACTER**  
DEFENSIVE LINE

Jr. • 6-1 • 195

Atlanta, Ga.  
(Grady/Northwest  
Mississippi CC)

**JUNIOR (2019):** Made a pair of tackles against Eastern Kentucky ... finished with two tackles at Florida State... totaled two tackles versus Boston College.

**SOPHOMORE (2018):** Appeared in 11 games, notching 16 tackles ... made his Louisville debut with two tackles against Indiana State ... recorded three tackles in the win over Western Kentucky ... had two tackles against Boston College, Wake Forest and Kentucky ... finished with a season high four stops versus NC State.

**NORTHWEST MISSISSIPPI (2017):** Rated the No. 1 JUCO safety ... appeared in 10 games, making four starts ... closed the year with 28 tackles and one interception ... led the squad with seven pass break-ups ... blocked a pair of kicks ... credited with a season-high seven tackles versus East Mississippi ... totaled five stops versus Itawamba.

**CAREER STATISTICS**

Yr	G/S	S	A	T	TFL	QBH	SK	FR	FF	Int	PB
2018	11/0	8	8	16	0-0	0	0-0	0-0	0	0-0	0
2019	6/0	6	1	7	0-0	0	0-0	0-0	0	0-0	0
<b>Total</b>	<b>17/0</b>	<b>14</b>	<b>9</b>	<b>23</b>	<b>0-0</b>	<b>0</b>	<b>0-0</b>	<b>0-0</b>	<b>0</b>	<b>0-0</b>	<b>0</b>

**CAREER HIGHS**

**Tackles.....** 4 vs. NC State, 2018



**MALIK  
CLARK**  
DEFENSIVE LINE

R-So. • 6-2 • 273

Milledgeville, Ga.  
(Baldwin)

**SOPHOMORE (2019):** Appeared against Notre Dame ... assisted on a stop versus Eastern Kentucky ... finished with two tackles for loss against Western Kentucky ... tallied three tackles at Wake Forest.

**FRESHMAN (2018):** Appeared in seven games off the bench ... recorded three tackles and a pair of tackles for loss ... recorded single tackles versus Boston College, Wake Forest and Syracuse ... tallied tackles for loss versus Boston College and Syracuse ... made his debut at defensive end against Alabama.


**2017:** Redshirted.

## CAREER STATISTICS

Yr	G/S	S	A	T	TFL	QBH	SK	FR	FF	Int	PB
2018	9/0	3	0	3	2-2	0	0-0	0-0	0	0-0	0
2019	6/0	4	2	6	2-5	0	0-0	0-0	0	0-0	0
<b>Total</b>	<b>15/0</b>	<b>7</b>	<b>2</b>	<b>9</b>	<b>4-7</b>	<b>0</b>	<b>0-0</b>	<b>0-0</b>	<b>0</b>	<b>0-0</b>	<b>0</b>

## CAREER HIGHS

Tackles ..... 3 at Wake Forest, 2019  
Tackles for Loss ..... 2.0 vs. Western Kentucky, 2019



**EVAN  
CONLEY**  
QUARTERBACK

Fr. • 6-2 • 207

Marietta, Ga.  
(Kell)

**FRESHMAN (2019):** Saw his first action against Western Kentucky, connecting on a 62-yard touchdown pass to Tutu Atwell ... finished 10-of-16 for 140 yards and a touchdown against Boston College ... named ACC Quarterback and Rookie of the Week after throwing for 196 yards and two scores and rushing for 79 yards and a touchdown at Wake Forest ... named to Manning Award Stars of the Week and Davey O'Brien Award Great Eight following Wake Forest performance.


## CAREER STATISTICS

PASSING	Yr	G/S	Comp	Att	Int	Yds	TD	Pct	LG
	2019	4/0	28	48	2	466	4	58.3	62

RUSHING	Yr	G/S	Att	Yds	Avg	TD	LG
	2019	4/0	18	91	5.1	1	41

## CAREER HIGHS

Completions ..... 12 at Wake Forest, 2019  
Attempts ..... 18 at Wake Forest, 2019  
Passing Yards ..... 196 at Wake Forest, 2019  
Long Pass ..... 62 vs. Western Kentucky, 2019  
Touchdowns (Passing) ..... 2 at Wake Forest, 2019  
Rushes ..... 7 at Wake Forest, 2019  
Rushing Yards ..... 79 at Wake Forest, 2019  
Long Rush ..... 41 at Wake Forest, 2019  
Touchdowns (Rushing) ..... 1 at Wake Forest, 2019



**BLANTON  
CREQUE**  
KICKER

R-Sr. • 5-11 • 190

Shelbyville, Ky.  
(Collins)

**SENIOR (2019):** Connected from 42 yards on his only field goal attempt against Notre Dame and was 2-for-2 on PATs ... 5-for-5 on PATs and made a 43-yard field goal against Western Kentucky ... made his only attempt from 30 yards at Florida State ... booted a 41-yard field goal with 1:02 remaining to put the Cardinals ahead of Boston College 41-39 ... connected on 2-of-3 field goals ... matched his career-high with 14 points at Wake Forest and was ACC Specialist of the Week ... made his lone attempt from 28 yards against Clemson.

**JUNIOR (2018):** Kicked in all 12 contests ... finished 10-of-12 on field goals ... connected on 27-of-30 extra points ... Booted a 43-yard field goal to put the Cardinals ahead 24-7 with 9:43 left in the win over Indiana State ... Kicked a pair of 23-yard field goals in the win over Western Kentucky ... booted a 20-yard field goal for the team's only points in a 27-3 loss at Virginia ... Kicked a 42-yard field in the loss to Florida State ... Kicked a 46-yard field goal as time expired before the half against Georgia Tech ... connected on a 25-yard field goal at Clemson and a 32-yarder versus Kentucky.

**SOPHOMORE (2017):** Earned honorable mention all-ACC honors ... connected on 14-straight field goals before suffering a miss at Florida State ... blasted 17-of-20 field goal attempts, the third-most in school history ... totaled 109 points scored — the fourth-best total by a kicker ... closed the year second in the ACC and 14th nationally in field goal percentage ... averaged 1.31 field goals per game ... connected on field goals (23, 32, 30) in 35-28 win over Purdue in the season opener ... went 2-for-2 versus North Carolina ... hit a career-long of 48 yards at NC State ... drilled three field goals on the road at Kentucky.

**FRESHMAN (2016):** Booted 16-of-19 field goals ... has showed range from 47 yards ... ranked third in the ACC in field goal percentage at 84.2 percent ... connected on his first career field goal, hitting from 39 yards out ... was 8-for-8 on PATs in the win over Charlotte ... was a perfect 3-for-3 in the loss to Clemson ... drilled field goals from 26, 21 and 28 yards ... tied a school record by going 4-for-4 on field goals in a win over NC State ... connected on his only attempt — hitting from 32 yards in a win over Virginia ... drilled a 28-yard field goal versus Wake Forest ... connected on a 26-yard field goal against Houston ... kicked three field goals, including a career-long 47-yard field goal in the Citrus Bowl loss to LSU.

2015: Redshirted.

## CAREER STATISTICS

Yr	G	FGM-A	FG%	LG	PAT	PAT%	Pts
2016	13	16-19	.842	47	39-40	.975	87
2017	13	17-20	.850	48	58-59	.983	109
2018	12	10-12	.833	46	27-30	1.000	57
2019	7	8-10	.800	43	30-30	1.000	54
<b>Total</b>	<b>45</b>	<b>51-61</b>	<b>.836</b>	<b>48</b>	<b>155-160</b>	<b>.969</b>	<b>307</b>

## FIELD GOAL BREAKDOWN


Yr	11-29	30-39	40-49	50+
2016	10-10	5-6	1-3	0-0
2017	4-4	9-11	4-5	0-0
2018	4-4	3-4	3-3	0-1
2019	1-1	4-4	3-5	0-0
<b>Total</b>	<b>19-19</b>	<b>21-25</b>	<b>11-16</b>	<b>0-1</b>

## KICKOFFS

Yr	No	Yds	Avg	TB	OB
2016	59	3,536	59.9	8	2
2017	84	5,085	60.5	22	3
2018	44	2,555	58.1	10	0
2019	44	2,614	59.4	10	1
<b>Total</b>	<b>231</b>	<b>13,790</b>	<b>59.7</b>	<b>46</b>	<b>6</b>

## CAREER HIGHS

Kickoffs ..... 10 at Wake Forest, 2019  
Kickoff Yards ..... 607 at Wake Forest, 2019  
Kickoff Average ..... 66.0 vs. Kentucky, 2018  
Field Goals Made ..... 4 vs. NC State, 2016  
Field Goal Attempts ..... 4 vs. NC State, 2016  
Long Field Goal ..... 48 at NC State, 2017  
PAT Made ..... 8 (three times); last at Wake Forest, 2019  
PAT Attempts ..... 8 (three times); last at Wake Forest, 2019  
Points ..... 14 (three times); last at Wake Forest, 2019



**MALIK  
CUNNINGHAM**  
QUARTERBACK

R-So. • 6-1 • 192

Montgomery, Ala.  
(Park Crossing)

**SOPHOMORE (2019):** Rushed for 73 yards, including a 38-yard touchdown against Eastern Kentucky ... passed for 119 yards and two scores versus Western Kentucky ... passed for 286 yards and set career highs for completions (16) and attempts (27) and matched his career-best with two touchdowns through the air in addition to one on the ground at Florida State ... passed for a career best 288 yards and a touchdown against Boston College ... threw two first half touchdowns at Wake Forest.

**FRESHMAN (2018):** Appeared in 10 games, making three starts ... led the team in rushing with 497 yards and five touchdowns ... passed for 473 yards and one score ... made his debut in the second half versus Indiana State ... spearheaded four scoring drives — three touchdowns and a field goal ... finished with 12 carries for 54 yards and a one-yard touchdown ... completed 6-of-7 passes for 75 yards, including a 34-yard touchdown pass to Jaylen Smith ... came off the bench to complete 10-of-18 passes for 88 yards ... became the fourth quarterback in school history to rush for 100 yards, running for 129 yards on 21 carries versus Western Kentucky ... made his first start against Virginia ... completed 6-of-9 throws for 35 yards and an interception, while finishing as the team's leading rusher with 10 carries for 26 yards ... came off the bench for an 11-yard run versus Georgia Tech ... entered the game in the second half at Clemson, rushing for a touchdown and completing 5-of-10 passes for 121 yards ... rushed six times for 64 yards, including a 61-yard run ... posted his second 100-yard rushing game, running for 100 yards and one touchdown in a loss to NC State ...

completed 8-of-14 throws for 90 yards ... started against Kentucky, rushing for 89 yards and one touchdown.

2017: Redshirted.

## CAREER STATISTICS


PASSING									
Yr	G/S	Comp	Att	Int	Yds	TD	Pct	LG	
2018	10/3	40	67	1	473	1	59.7	41	
2019	6/5	48	77	2	883	7	62.3	77	
Total	16/8	88	144	3	1,356	8	61.1	77	

## RUSHING

Yr	G/S	Att	Yds	Avg	TD	LG
2018	10/3	79	497	6.3	5	75
2019	6/5	50	216	4.3	3	38
<b>Total</b>	<b>16/8</b>	<b>129</b>	<b>713</b>	<b>5.5</b>	<b>8</b>	<b>75</b>

## CAREER HIGHS

Completions ..... 16 at Florida State, 2019  
Attempts ..... 27 at Florida State, 2019  
Passing Yards ..... 286 at Florida State, 2019  
Long Pass ..... 74 at Florida State, 2019  
Touchdowns (Passing) .. 2 (three times) last at Wake Forest, 2019  
Rushes ..... 21 vs. Western Kentucky, 2018  
Rushing Yards ..... 129 vs. Western Kentucky, 2018  
Long Rush ..... 75 vs. Kentucky, 2018  
Touchdowns (Rushing) .. 1 (seven times); last at Florida St., 2019



**JORDAN  
DAVIS**  
TIGHT END

R-Sr. • 6-4 • 255

Clear Lake, Texas  
(Clear Lake/Texas A&M)

**SENIOR (2019):** Made his first appearance against Western Kentucky ... caught a pass for 18 yards at Florida State.

**JUNIOR (2018):** Made an appearance in 10 games, making one start ... started in the loss to Syracuse ... caught two passes for 23 yards on the season ... caught one pass for 17 yards versus Wake Forest ... grabbed one pass in a start at Syracuse.

**SOPHOMORE (2017):** Appeared in 11 games, making one start ... caught four passes for 88 yards and one touchdown ... averaged 22.0 yards per catch ... made his UofL debut versus Purdue, catching a 3-yard touchdown pass for the first score of the season ... caught a career-long 69-yard pass on the first play of the game in a 42-3 win over Kent State ... recorded one reception for 10 yards versus Murray State.

2016: Redshirted after transferring from Texas A&amp;M.

**TEXAS A&M (2015):** Saw action in 11 games for Texas A&M, catching two passes for seven yards ... first catch of his career was a 3-yard touchdown snag in the Aggie's home-opener against Ball State.


## CAREER STATISTICS

Yr	G/S	Rushing						Receiving					
		Att	Yds	Avg	TD	LG	Rec	Yds	Avg	TD	LG		
2015*	11/0	0	0	0	0	0	2	7	3.5	1	4		
2017	11/1	0	0	0	0	0	4	88	22.0	1	69		
2018	10/1	0	0	0	0	0	2	23	11.5	0	17		
2019	5/0	0	0	0	0	0	2	19	14.5	0	18		
<b>Total</b>	<b>37/2</b>	<b>0</b>	<b>0</b>	<b>0</b>	<b>0</b>	<b>0</b>	<b>10</b>	<b>137</b>	<b>13.7</b>	<b>2</b>	<b>69</b>		

\* at Texas A&amp;M

## CAREER HIGHS

Receptions ..... 1 (10 times); last vs. Clemson, 2019  
Receiving Yards ..... 69 vs. Kent State, 2017  
Long Reception ..... 69 vs. Kent State, 2017  
Touchdowns ..... 1 (two times); last vs. Kent State, 2017



## SETH DAWKINS

### WIDE RECEIVER

Sr. • 6-3 • 218

Columbus, Ohio  
(Franklin Heights)

**SENIOR (2019):** Caught one pass for 18 yards against Notre Dame ... made three catches for 21 yards versus Western Kentucky ... Caught six passes for a career high 170 yards and a score versus Boston College and was named ACC Receiver of the Week ... recorded a career long 77-yard reception ... finished with 68 yards on three catches, including a 55-yard touchdown at Wake Forest.

**JUNIOR (2018):** Played in 10 games, with six starts ... finished the season with 25 catches for 329 yards and one touchdown ... caught a pass in all 11 games that he's appeared in ... averaged 13.2 yards a reception ... opened the season with three receptions for 68 yards in the loss to Alabama ... recorded a team-high 47-yard reception against the Crimson Tide ... recorded two receptions for 12 yards against Indiana State ... caught one pass for 16 yards in the win over Western Kentucky ... caught one pass for six yards against Virginia ... recorded two receptions for 21 yards against Georgia Tech ... grabbed five receptions for 49 yards and one touchdown versus Wake Forest ... recorded three receptions for 38 yards, including a 27-yard catch against Clemson.

**SOPHOMORE (2017):** Played in 12 games, recording 10 starts ... closed the season with 42 receptions for 642 yards and four scores ... averaged 15.3 yards a reception ... recorded three or more receptions in 10 games ... caught a pass in all 12 games ... opened the season with a four-catch, 56-yard performance in the season-opening win over Purdue ... caught three passes for 45 yards in a road win versus North Carolina ... hauled in four passes for 28 yards against nationally ranked Clemson ... grabbed four catches for 75 yards and one touchdown in a 42-3 win over Kent State ... scored on a 32-yard pass versus Kent State ... set career-high with five receptions for 133 yards and one touchdown at NC State ... had a career-long 65-yard reception ... also his lone reception versus Florida State was a 26-yard touchdown pass to tie the score at 14-14 ... tied a career-high with five receptions for 65 yards in a loss at Wake Forest ... put the Cardinals up 17-7 with a 14-yard touchdown catch against Virginia — tying a career-best with five receptions for 55 yards ... tallied three receptions for 60 yards in a win over Syracuse ... ended the year with three catches for 38 yards in the TaxSlayer Bowl loss to Mississippi State.

**FRESHMAN (2016):** Appeared in 12 games, making a pair of starts ... recorded starts versus NC State and Kentucky ... caught 11 passes for 191 yards and one score ... averaged 19.4 yards per catch ... 21.6 yards as a kick returner ... made his collegiate debut ... his first collegiate reception was a 13-yard touchdown versus Charlotte ... returned three kicks for 65 yards ... returned four kicks for 73 yards against Syracuse ... rushed once for four yards ... grabbed a career-long 53-yard reception against Duke ... made his first career start versus NC State ... recorded one reception for 10 yards ... returned a kick for a career-best 30 yards ... caught one pass for 16 yards versus Virginia ... tallied one reception for 14 yards and a kick return for 23 versus Boston College ... tallied a career-high three receptions for 49 yards versus Houston ... caught one pass for 20 yards versus Kentucky ... recorded two receptions for 16 yards in the Citrus Bowl loss to LSU.


### CAREER STATISTICS

Yr	G/S	Rushing				Receiving			
		Att	Yds	Avg	TD	LG	Rec	Yds	TD
2016	12/2	1	4	4.0	0	4	11	191	17.4
2017	12/10	0	0	0	0	0	42	642	15.3
2018	10/6	0	0	0	0	0	25	329	13.2
2019	7/6	0	0	0	0	0	14	283	20.2
<b>Total</b>	<b>39/22</b>	<b>1</b>	<b>4</b>	<b>4.0</b>	<b>0</b>	<b>4</b>	<b>92</b>	<b>1,445</b>	<b>15.7</b>

Yr	Kick Return				Punt Return			
	Att	Yds	TD	LG	Att	Yds	TD	LG
2016	14	306	0	30	0	0	0	0
2017	12	255	0	43	0	0	0	0
<b>Total</b>	<b>26</b>	<b>561</b>	<b>0</b>	<b>43</b>	<b>0</b>	<b>0</b>	<b>0</b>	<b>0</b>

### CAREER HIGHS

**Receptions** ..... 5 (four times); last vs. Wake Forest, 2018  
**Receiving Yards** ..... 170 Boston College, 2019  
**Long Reception** ..... 65 at NC State, 2017  
**Touchdowns** ..... 1 (eight times); last at Wake Forest, 2019  
**Rushes** ..... 1 at Marshall, 2016  
**Rushing Yards** ..... 4 at Marshall, 2016  
**Long Rush** ..... 4 at Marshall, 2016  
**Kick Return Yards** ..... 105 vs. Clemson, 2017



## DEREK DORSEY

### DEFENSIVE LINE

R-Jr. • 6-3 • 265

Louisville, Ky.  
(Manual)

**JUNIOR (2019):** Saw action against Notre Dame, Eastern Kentucky and Florida State ... made his first tackle of the season against Clemson.

**SOPHOMORE (2018):** Made an appearance in 12 games, eight as a starter ... finished the year with a career high 22 tackles ... credited with 1.5 tackles for loss and 0.5 sacks ... totaled two tackles in the season opener versus Alabama ... recorded a career-high five tackles and a pair of tackles for loss in his first career start against Indiana State ... registered a pair of tackles versus Western Kentucky ... credited with three tackles in the loss to Georgia Tech ... totaled three tackles versus Syracuse and Kentucky ... assisted on his first career sack against Kentucky.

**FRESHMAN (2017):** Appeared in 11 games as a reserve defensive lineman ... recorded eight tackles ... Made his collegiate debut versus Purdue ... without recording any statistics, totaled a career-high four tackles in a 42-3 win over Kent State ... totaled two stops in a home win over Syracuse.


2016: Redshirted.

### CAREER STATISTICS

Yr	G/S	S	A	T	TFL	QBH	SK	FR	FF	Int	PB
2017	11/0	2	6	8	0-0	1	0-0	0-0	0	0-0	0
2018	12/8	12	10	22	1.5-4	2	0.5-1	0-0	0	0-0	0
2019	5/0	1	0	1	0-0	0	0-0	0-0	0	0-0	0
<b>Total</b>	<b>28/8</b>	<b>15</b>	<b>16</b>	<b>31</b>	<b>1.5-4</b>	<b>3</b>	<b>0.5-1</b>	<b>0-0</b>	<b>0</b>	<b>0-0</b>	<b>0</b>

### CAREER HIGHS

**Tackles** ..... 5 vs. Indiana State, 2018  
**Tackles for Loss** ..... 1.0 vs. Indiana State, 2018  
**Quarterback Hurries** ..... 2 vs. Florida State, 2018  
**Sacks** ..... 0.5 vs. Kentucky, 2018



## ZACH EDWARDS


### INSIDE LINEBACKER

Fr. • 6-3 • 230

Starkville, Miss.  
(Starkville)

**FRESHMAN (2019):** Saw his first collegiate action against Eastern Kentucky ... made his first career tackle at Wake Forest.

**HIGH SCHOOL:** Standout defensive player for Chris Jones at Starkville High ... played both linebacker and rush defensive end ... three-year starter ... voted a defensive captain in his junior and senior seasons ... three-star linebacker by 247 Sports and Rivals ... named to the first team all-USA Mississippi football team ... led Starkville to a runner-up finish to Pearl in the Mississippi High School Activities Association (MHSAA) Class 6A State championship game ... was a first-team All-State section in Class 6-A as a senior ... collected 62 tackles for a loss, 20 sacks and a total of 204 tackles over his last two seasons.



## DORIAN ETHERIDGE

### INSIDE LINEBACKER

Jr. • 6-3 • 231

Charleston, W. Va.  
(Capital)

**JUNIOR (2019):** Recorded three tackles, with a fumble recovery and quarterback hurry against Notre Dame ... tallied seven stops, one for a loss, versus Eastern Kentucky ... had a tackle for loss and a pass breakup against Western Kentucky ... made seven tackles with a sack at Florida State ... finished with eight stops and a quarterback hurry at Wake Forest ... recorded three tackles, one for loss, and a pass breakup against Clemson.

**SOPHOMORE (2018):** Started 10 games at linebacker, missing two due to injury ... totaled 55 tackles and 4.0 tackles for loss ... registered five games with six or more tackles ... credited with four tackles in the season opener versus Alabama ... totaled four tackles and one tackle for loss before leaving the game with an injury against Indiana State ... missed the Western Kentucky and Virginia games ... returned to action versus Florida State, leading the team with eight tackles and one tackle for loss ... totaled seven tackles versus Georgia Tech ... credited with a season-best 11 tackles in a loss at Boston College ... totaled eight stops and a tackle for loss versus Wake Forest ... credited with three tackles against Clemson ... notched six tackles and 1.5 tackles for loss against NC State.


**FRESHMAN (2017):** Started all 13 games at linebacker ... named a Freshman All-American by ESPN ... led the team in tackles with 83 — the first true freshman to lead the squad ... totaled two tackles in his first collegiate game versus Purdue ... started at linebacker against North Carolina and registered eight tackles ... credited with nine stops and pair of tackles for loss versus Kent State ... totaled six tackles in a loss to NC State ... recorded a career-best 14 tackles in a loss to Boston College ... registered his second double-digit tackles game with 11 tackles versus Syracuse ... notched eight tackles in the regular season win at Kentucky ... totaled six stops in the TaxSlayer Bowl loss to Mississippi State.

### CAREER STATISTICS

Yr	G/S	S	A	T	TFL	QBH	SK	FR	FF	Int	PB
2017	13/13	40	43	83	3-4	0	0-0	1-0	0	0-0	2
2018	10/10	32	23	55	4-10	0	0.5-4	2-0	0	0-0	4
2019	7/6	20	14	34	4.5-15	2	1-4	1-0	0	0-0	2
<b>Total</b>	<b>28/27</b>	<b>92</b>	<b>80</b>	<b>172</b>	<b>11.5-29</b>	<b>2</b>	<b>1.5-8</b>	<b>4-0</b>	<b>0</b>	<b>0-0</b>	<b>8</b>

### CAREER HIGHS

**Tackles** ..... 14 vs. Boston College, 2017  
**Tackles for Loss** ..... 2.0 vs. Kent State, 2017  
**Sacks** ..... 1 at Florida State, 2019  
**Quarterback Hurries** ..... 1 (two times); last at Wake Forest, 2019  
**Fumble Recoveries** ..... 1 (four times); last vs. Notre Dame, 2019  
**Pass Breakups** ..... 1 (eight times); last vs. Clemson, 2019



## JACK FAGOT

### DEFENSIVE BACK

R-So. • 6-0 • 190

Lexington, Ky.  
(Lexington Catholic)

**SOPHOMORE (2019):** Recorded a tackle against Notre Dame ... finished with three tackles versus Western Kentucky ... credited with three tackles against Boston College ... made two tackles at Wake Forest ... tallied the first interception of his career, picking off Trevor Lawrence of Clemson at the goal line.

**FRESHMAN (2018):** Appeared in seven games on special teams.

2017: Redshirted.

### CAREER STATISTICS

Yr	G/S	S	A	T	TFL	QBH	SK	FR	FF	Int	PB
2018	7/0	0	0	0	0-0	0	0-0	0	0-0	0	0
2019	6/0	8	5	13	0-0	0	0-0	0	0-0	1	0
<b>Total</b>	<b>13/0</b>	<b>8</b>	<b>5</b>	<b>13</b>	<b>0-0</b>	<b>0</b>	<b>0-0</b>	<b>0</b>	<b>0-0</b>	<b>1</b>	<b>0</b>

### CAREER HIGHS

**Tackles** ..... 3 (three times); last vs. Clemson, 2019  
**Interceptions** ..... 1 vs. Clemson, 2019  
**Return Yardage** ..... 12 vs. Clemson, 2019



**DEZ  
FITZPATRICK**  
WIDE RECEIVER

R-Jr. • 6-2 • 204

Farmington Hills, Mich.  
(Waterford Mott)

**JUNIOR (2019):** Caught one pass for 10 yards against Notre Dame ... had three catches for 32 yards and a score against Eastern Kentucky ... caught seven passes for 133 yards, including a career-long 74-yard touchdown at Florida State ... Grabbed five passes for 108 yards and a touchdown versus Boston College ... totaled five receptions for 125 yards and two touchdowns at Wake Forest ... caught three passes for 63 yards against Clemson.

**SOPHOMORE (2018):** Second on the team with 31 receptions for 422 yards and three touchdowns ... averaged 13.6 yards a reception ... notched three receptions for 40 yards in the loss to Alabama ... caught two passes for 21 yards in the 20-17 win over Western Kentucky ... led the team with five receptions for 62 yards in the loss to Virginia, including an 18-yard reception ... caught four passes for 45 yards and a score versus Florida State ... scored on a three-yard reception with 10 seconds remaining in the second quarter ... recorded four receptions for 58 yards, including a 42-yard touchdown reception versus Georgia Tech ... grabbed four receptions for 50 yards against Boston College ... caught two passes for 16 yards against Wake Forest and three for 59 against Clemson ... scored on a 13-yard touchdown throw from Jawon Pass versus Syracuse ... caught one pass in losses to NC State and Kentucky.

**FRESHMAN (2017):** Made an appearance in all 13 games, with eight starts ... finished second on the team with 45 catches for 699 yards and a team-best nine touchdown catches (tied freshman record) ... named all-ACC honorable mention ... caught four passes for 95 yards and a touchdown ... his first collegiate touchdown was a 20-yard reception in the fourth quarter to put the Cards ahead 32-28 ... grabbed for receptions for 78 yard and a pair of touchdowns versus North Carolina ... totaled a pair of receptions for 38 yards — one those catches was an eight-yard touchdown ... recorded another two-touchdown performance versus Murray State, recording four receptions for 45 yards ... had career highs of 10 catches and 134 yards versus NC State ... 10 receptions tied Iba Green's freshman record, first set against North Carolina on Nov. 9, 1996 ... it was the most receptions by a UofL player since Jamari Staples had 10 versus Wake Forest in 2015 ... the 134 receiving yards are the most by a freshman since 2005, when Mario Urrutia had 138 against Florida Atlantic on Oct. 1 ... totaled seven receptions for 127 yards and a score in a loss to Boston College ... caught four or more passes for sixth time with five catches for 56 yards against Wake Forest ... caught a 29-yard touchdown pass to put the Cardinals up 56-3 in a home win over Syracuse ... put the Cardinals up 31-7 with a 29-yard touchdown catch versus Kentucky.


2016: Redshirted.

**CAREER STATISTICS**

Yr	G/S	Rushing					Receiving				
		Att	Yds	Avg	TD	LG	Rec	Yds	Avg	TD	LG
2017	13/7	0	0	0	0	0	45	699	15.5	9	48
2018	12/6	0	0	0	0	0	31	422	13.6	3	43
2019	7/7	0	0	0	0	0	24	471	19.6	5	74
<b>Total</b>	<b>32/20</b>	<b>0</b>	<b>0</b>	<b>0</b>	<b>0</b>	<b>0</b>	<b>95</b>	<b>1,592</b>	<b>16.8</b>	<b>17</b>	<b>74</b>

**CAREER HIGHS**

**Receptions** ..... 10 at NC State, 2017  
**Receiving Yards** ..... 134 at NC State, 2017  
**Long Reception** ..... 74 at Florida State, 2019  
**Touchdowns** ..... 2 (three times); last at Wake Forest, 2019



**MARSHON  
FORD**

TIGHT END

R-So. • 6-2 • 226

Louisville, Ky.  
(Ballard)

**SOPHOMORE (2019):** Caught two passes for 43 yards against Notre Dame ... tallied a pair of touchdowns on three catches and 26 yards versus Eastern Kentucky ... had a 48-yard reception at Florida State.

**FRESHMAN (2018):** Appeared in four games ... made his collegiate debut in a loss to Wake Forest.

2017: Redshirted.

**CAREER STATISTICS**

Yr	G/S	Rushing					Receiving				
		Att	Yds	Avg	TD	LG	Rec	Yds	Avg	TD	LG
2018	4/0	0	0	0	0	0	0	0	0	0	0
2019	7/7	0	0	0	0	0	8	145	18.1	2	48
<b>Total</b>	<b>11/7</b>	<b>0</b>	<b>0</b>	<b>0</b>	<b>0</b>	<b>0</b>	<b>8</b>	<b>145</b>	<b>18.1</b>	<b>2</b>	<b>48</b>

**CAREER HIGHS**

**Receptions** ..... 3 vs. Eastern Kentucky, 2019  
**Receiving Yards** ..... 48 at Florida State, 2019  
**Long Reception** ..... 48 at Florida State, 2019  
**Touchdowns** ..... 2 vs. Eastern Kentucky, 2019



**JARED  
GOLDWIRE**

DEFENSIVE LINE

Jr. • 6-6 • 286

Tacoma, Wash.  
(Kentwood/Fort Scott CC)

**JUNIOR (2019):** Recorded a tackle and pass breakup against Notre Dame ... tallied three tackles with his first career sack versus Eastern Kentucky ... had three stops at Florida State ... credited with two tackles and a pass breakup at Wake Forest ... notched three tackles and a sack against Clemson.

**SOPHOMORE (2018):** Made an appearance in 10 games, making five starts ... totaled 26 tackles and 1.0 tackles for loss ... made debut with two tackles in a loss to Alabama ... totaled two stops in a win over Indiana State ... earned the start versus Western Kentucky, totaling a season-high five tackles versus Western Kentucky ... blocked a field goal in the fourth quarter in the win over the Hilltoppers ... equaled his personal best with five tackles against Virginia ... credited with four tackles against Georgia Tech ... credited with two stops against Boston College and Syracuse.


**FORT SCOTT CC:** Played in eight games for Fort Scott CC in 2016 ... assisted in 29 tackles ... tallied 17 solo tackles and 2.5 sacks.

**CAREER STATISTICS**

Yr	G/S	S	A	T	TFL	QBH	SK	FR	FF	Int	PB
2018	10/6	12	14	26	1-1	3	0-0	0-0	0	0-0	0
2019	7/0	8	5	13	2-11	1	2-11	0-0	0	0-0	2
<b>Total</b>	<b>17/6</b>	<b>20</b>	<b>19</b>	<b>39</b>	<b>3-12</b>	<b>4</b>	<b>2-11</b>	<b>0-0</b>	<b>0</b>	<b>0-0</b>	<b>2</b>

**CAREER HIGHS**

**Tackles** ..... 5 (two times); last at Virginia, 2018  
**Tackles for Loss** ..... 1.0 (two times); last vs. Clemson, 2019  
**Sacks** ..... 1.0 (two times); last vs. Clemson, 2019  
**Quarterback Hurries** ..... 2 vs. Indiana State, 2018  
**Pass Breakups** ..... 1 (two times); last at Wake Forest, 2019  
**Field Goal Block** ..... 1 vs. Western Kentucky, 2018



**HASSAN  
HALL**

RUNNING BACK

So. • 6-0 • 198

Atlanta, Ga.  
(Maynard Jackson)

**SOPHOMORE (2019):** Rushed for 69 yards on 11 carries against Notre Dame ... carried the ball 15 times for 58 yards and a touchdown versus Eastern Kentucky ... rushed for 57 yards on 11 carries at Florida State ... carried 11 times for 23 yards against Boston College ... tallied 220 kick return yards, including a 100-yard touchdown return at Wake Forest to earn ACC Specialist of the Week.

**FRESHMAN (2018):** Appeared in all 12 games, making five starts ... saw a pair of carries and returned a kickoff 61 yards in his collegiate debut against Alabama ... rushed for 303 yards and three touchdowns on 70 carries ... recorded a season best 57 rushing yards against Florida State ... scored rushing touchdowns versus Boston College, Wake Forest and Syracuse ... caught 12 passes for 99 yards ... returned 34 kickoffs for 818 yards, averaging 24.1 yards per return ... set a new school record with 247 kickoff return yards at Clemson ... returned a kickoff 93 yards for a touchdown in the third quarter at Clemson, Louisville's first kickoff return touchdown in more than three years.

**CAREER STATISTICS**

Yr	G/S	Rushing					Receiving				
		Att	Yds	Avg	TD	LG	Rec	Yds	Avg	TD	LG
2018	12/5	70	303	4.3	3	32	12	99	8.2	0	15
2019	7/0	74	307	4.1	1	17	1	10	10.0	0	10
<b>Total</b>	<b>19/5</b>	<b>144</b>	<b>610</b>	<b>4.2</b>	<b>4</b>	<b>32</b>	<b>13</b>	<b>109</b>	<b>8.4</b>	<b>0</b>	<b>15</b>

Yr	Att	Kick Return			Att	Punt Return		
		Yds	TD	LG		Yds	TD	LG
2018	34	818	1	93	0	0	0	0
2019	10	387	1	100	0	0	0	0
<b>Total</b>	<b>44</b>	<b>1,205</b>	<b>2</b>	<b>100</b>	<b>0</b>	<b>0</b>	<b>0</b>	<b>0</b>

**CAREER HIGHS**

**Rushes** ..... 13 at Boston College, 2018  
**Rushing Yards** ..... 58 vs. Eastern Kentucky, 2019  
**Long Rush** ..... 32 vs. NC State, 2018  
**Rushing Touchdowns** .. 1 (four times); last vs. E. Kentucky, 2019  
**Receptions** ..... 4 vs. Georgia Tech, 2018  
**Receiving Yards** ..... 33 vs. Georgia Tech, 2018  
**Long Reception** ..... 15 vs. NC State, 2018  
**Kick Return Yards** ..... 247 at Clemson, 2018  
**Kick Return TDs** ..... 1 (two times); last at Wake Forest, 2019



## JAVIAN HAWKINS

### RUNNING BACK

R-Fr. • 5-9 • 182

Titusville, Fla.  
(Cocoa)

**FRESHMAN (2019):** Rushed for team-high 122 yards on 19 carries against Notre Dame ... tallied second straight 100-yard game with 123 yards on 11 carries versus Eastern Kentucky ... finished with 93 yards and his first career score against Western Kentucky ... rushed 17 times for 52 yards at Florida State ... rushed for career best 172 yards on 25 carries and a score against Boston College and was named ACC Running Back of the Week ... tallied 60 yards and a touchdown on the ground at Wake Forest ... rushed for 129 yards and a touchdown on a career-high 26 carries against Clemson, snapping the Tigers' 27-game streak without allowing a 100-yard rusher.

**2018:** Appeared in three games before taking a redshirt in his first season ... rushed for seven yards on his lone carry of his collegiate debut against Indiana State ... also caught a pass for four yards in the win over the Sycamores ... had one carry netting one yard versus Georgia Tech.

### CAREER STATISTICS

Yr	G/S	Rushing				Receiving			
		Att	Yds	Avg	TD	LG	Rec	Yds	Avg
2018	3/0	2	8	4.0	0	7	1	4	4.0
2019	7/7	137	751	5.5	4	66	1	13	13.0
<b>Total</b>	<b>10/7</b>	<b>139</b>	<b>759</b>	<b>5.5</b>	<b>4</b>	<b>66</b>	<b>2</b>	<b>17</b>	<b>8.5</b>

Yr	Att	Kick Return			Att	Punt Return		
		Yds	TD	LG		Yds	TD	LG
2019	2	37	0	36	1	10	0	10

### CAREER HIGHS

Rushes.....25 vs. Boston College, 2019  
Rushing Yards ..... 172 vs. vs. Boston College, 2019  
Long Rush..... 66 vs. Eastern Kentucky, 2019  
Touchdowns..... 1 (three times); last at Wake Forest, 2019  
Receptions ..... 1 vs. Boston College, 2019  
Receiving Yards..... 13 vs. Boston College, 2019  
Long Reception ..... 13 vs. Boston College, 2019



## TYLER HAYCRAFT

### OFFENSIVE LINE

R-Sr. • 6-3 • 293

Louisville, Ky.  
(St. Xavier)

**SENIOR (2019):** Started at right tackle against Notre Dame, grading out at 84% with three knockdowns ... turned in an 85% grade with four knockdowns while helping the Cardinals to 322 rushing yards (8.5 yards per carry) and no sacks versus Eastern Kentucky ... graded out at 90% with four knockdowns against Western Kentucky ... had three knockdowns and a 86% grade at Florida State ... had nine knockdown blocks versus Boston College.

**JUNIOR (2018):** Appeared in all 12 games on special teams and the offensive line ... played as the personal protector on the punt team ... earned a scholarship after starting as a walkon.

**SOPHOMORE (2017):** Played in six games on the offensive line and special teams.

**FRESHMAN (2016):** Didn't see game action.

**2015:** Redshirted.



## QUEN HEAD

### LINEBACKER

Jr. • 6-2 • 205

Forsyth, Ga.  
(Mary Persons/  
Hutchinson CC)

**JUNIOR (2019):** Made one tackle against Notre Dame ... recorded two stops versus Eastern Kentucky ... had two tackles at Wake Forest ... tallied two tackles against Clemson.

**SOPHOMORE (2018):** Appeared in 12 games at linebacker and on special teams ... totaled six tackles ... credited with first tackle on special teams in the win over Western Kentucky ... notched tackles versus Virginia and Florida State ... notched a personal best two tackles against Boston College.


**HUTCHINSON CC:** Played in all 12 games ... finished third on the team with 62 tackles ... credited with 3.0 sacks ... ended the year second on the team with 13.5 tackles for loss ... totaled one interception

### CAREER STATISTICS

Yr	G/S	S	A	T	TFL	QBH	SK	FR	FF	Int	PB
2018	12/0	2	4	6	0-0	0	0-0	1-0	0	0-0	0
2019	7/1	5	3	8	0-0	0	0-0	0-0	0	0-0	0
<b>Total</b>	<b>19/1</b>	<b>7</b>	<b>7</b>	<b>14</b>	<b>0-0</b>	<b>0</b>	<b>0-0</b>	<b>1-0</b>	<b>0</b>	<b>0-0</b>	<b>0</b>

### CAREER HIGHS

Tackles..... 2 (four times); last vs. Clemson, 2019  
Fumble Recoveries..... 1 at Boston College, 2018



## ROBERT HICKS

### DEFENSIVE LINE

So. • 6-1 • 250

Miami, Fla.  
(Central)

**SOPHOMORE (2019):** Recorded a tackle for loss against Notre Dame ... made two stops versus Western Kentucky.


**FRESHMAN (2018):** Played in nine games with one start ... finished first season with 24 tackles and 2.0 tackles for loss ... inserted at linebacker in the season-opening loss to Alabama ... made first start against Western Kentucky, leading the team with 11 tackles and registering his first sack ... totaled four tackles in his second start versus Georgia Tech ... credited with four tackles versus Boston College ... recorded two tackles versus Clemson and Kentucky.

### CAREER STATISTICS

Yr	G/S	S	A	T	TFL	QBH	SK	FR	FF	Int	PB
2018	9/1	13	11	24	2-3	0	0.5-0	0-0	0	0-0	0
2019	7/0	1	2	3	1-3	0	0-0	0-0	0	0-0	0
<b>Total</b>	<b>16/1</b>	<b>14</b>	<b>13</b>	<b>27</b>	<b>3-6</b>	<b>0</b>	<b>0.5-0</b>	<b>0-0</b>	<b>0</b>	<b>0-0</b>	<b>0</b>

### CAREER HIGHS

Tackles..... 11 vs. Western Kentucky, 2018  
Tackles for Loss ..... 1.0 (two times); last vs. Notre Dame, 2019  
Sacks ..... 0.5 vs. Western Kentucky, 2018



## T.J. HOLL

### LINEBACKER

Sr. • 6-1 • 230

Cranberry Township, Pa.  
(Seneca Valley/Colgate)

**SENIOR (2019):** Recorded a tackle in his first Louisville contest against Notre Dame ... had a solo stop versus Eastern Kentucky.

**COLGATE:** Appeared in 38 career games at linebacker ... finished his Colgate career with 202 total tackles and 20 tackles for loss ... led Colgate to NCAA Division I Football Championship Quarterfinals ... was named a first team All-American by the American Football Coaches Association and the 2018 Patriot League's Defensive Player of the Year ... finished 15th nationally and second in the league in 2018 with an average of 10.1 tackles per game ... led the Raiders with 121 tackles, recorded six double-digit tackle games, equaling a career high with 18 stops versus Cornell and Army, and ending the year with 16 tackles in the playoff loss to North Dakota State. He also tied for the team lead with 17.0 tackles for loss.


### CAREER STATISTICS

Yr	G/S	S	A	T	TFL	QBH	SK	FR	FF	Int	PB
2015*	12/0	8	2	10	0-0	0	0-0	0-0	0	0-0	0
2016*	10/1	5	14	19	0.5-3	1	0-0	1-0	0	1-16	0
2017*	4/4	28	24	52	2.5-2	0	0-0	0-0	0	0-0	0
2018*	12/12	61	60	121	17.0-44	1	3.5-15	1-0	2	1-29	3
2019	7/0	1	2	3	0-0	0	0-0	0-0	0	0-0	0
<b>Total</b>	<b>45/17</b>	<b>103</b>	<b>102</b>	<b>205</b>	<b>20-49</b>	<b>2</b>	<b>3.5-15</b>	<b>2-0</b>	<b>2</b>	<b>2-45</b>	<b>3</b>

\* at Colgate

### CAREER HIGHS

Tackles..... 18 (three times); last at Army, 2018  
Tackles for Loss ..... 3.0 at North Dakota State, 2018  
Sacks ..... 2.0 vs. Holy Cross, 2018  
Quarterback Hurries..... 1 (two times); last vs. Holy Cross, 2018  
Fumbles Forced..... 1 (two times); last vs. William and Mary, 2018  
Fumble Recoveries..... 1 (two times); last at New Hampshire, 2018  
Interceptions ..... 1 (two times); last vs. James Madison, 2018  
Int. Return Yardage..... 29 vs. James Madison, 2018  
Pass Breakups..... 1 (three times); last at Bucknell, 2018  
Field Goal Block ..... 1 vs. Cornell, 2016  
Punt Block ..... 1 vs. Georgetown, 2016



## ANTHONY JOHNSON

### DEFENSIVE BACK

R-So. • 6-1 • 187

Coconut Creek, Fla.  
(Chaminade-Madonna)

**SOPHOMORE (2019):** Saw playing time against Notre Dame ... recorded a tackle versus Eastern Kentucky ... notched a career-best seven tackles, forced and recovered a fumble and had two breakups against Western Kentucky ... recorded team's first interception of the season against Boston College ... tallied a career-best eight tackles, forced a fumble and broke up two passes at Wake Forest.

**FRESHMAN (2018):** Appeared in 11 games, two coming as a starter ... recorded 17 tackles and two pass break-ups ... missed the Georgia Tech game due to injury ... came off the bench to make his debut in the loss to Alabama ... credited with one tackle in his first start versus Indiana State ... totaled four tackles in the win over Western Kentucky ... made his first start, recording two tackles in the loss to Virginia ... registered a personal-best four stops against Wake Forest ... totaled two tackles versus NC State.


**2017:** Redshirted.

### CAREER STATISTICS

Yr	G/S	S	A	T	TFL	QBH	SK	FR	FF	Int	PB
2018	11/2	12	2	14	2-3	0	0-0	0-0	0	1-0	2
2019	7/2	15	6	21	0-0	0	0-0	1-0	2	1-11	4
<b>Total</b>	<b>18/4</b>	<b>27</b>	<b>8</b>	<b>35</b>	<b>2-3</b>	<b>0</b>	<b>0-0</b>	<b>1-0</b>	<b>2</b>	<b>2-11</b>	<b>6</b>

### CAREER HIGHS

Tackles..... 8 at Wake Forest, 2019  
Tackles for Loss ..... 1.0 (two times); last at Syracuse, 2018  
Forced Fumbles..... 1 (two times); last at Wake Forest, 2019  
Fumble Recoveries..... 1 vs. Western Kentucky, 2019  
Interceptions ..... 1 vs. Boston College  
Pass Breakups..... 2 (two times); last at Wake Forest, 2019



## CHANDLER JONES

### DEFENSIVE BACK

So. • 5-10 • 179

Miami, Fla.  
(Central)

**SOPHOMORE (2019):** Recorded three tackles, forced a fumble and broke up a pass against Notre Dame ... finished with three tackles versus Eastern Kentucky ... made a career high seven tackles, one for loss, against Western Kentucky ... made four stops at Florida State ... totaled six tackles and a tackle for loss against Boston College ... finished with four pass breakups at Wake Forest ... had four tackles, one for loss, against Clemson.


**FRESHMAN (2018):** Appeared in 11 games, four coming as a starter ... recorded 17 tackles and two pass break-ups ... missed the Georgia Tech game due to injury ... came off the bench to make his debut in the loss to Alabama ... credited with one tackle in his first start versus Indiana State ... totaled four tackles in the win over Western Kentucky ... made his first start, recording two tackles in the loss to Virginia ... registered a personal-best four stops against Wake Forest ... totaled two tackles versus NC State.

#### CAREER STATISTICS

Yr	G/S	S	A	T	TFL	QBH	SK	FR	FF	Int	PB
2018	11/4	11	6	17	0-0	0	0-0	0-0	0	0-0	2
2019	7/7	24	4	28	3.5-6	0	0-0	0-0	1	0-0	5
<b>Total</b>	<b>18/11</b>	<b>35</b>	<b>10</b>	<b>45</b>	<b>3.5-6</b>	<b>0</b>	<b>0-0</b>	<b>0-0</b>	<b>1</b>	<b>0-0</b>	<b>7</b>

#### CAREER HIGHS

**Tackles**..... 7 vs. Western Kentucky, 2019  
**Tackles for Loss** ..... 1 vs. Boston College, 2019  
**Forced Fumbles**..... 1 vs. Notre Dame, 2019  
**Pass Breakups**..... 4 at Wake Forest, 2019



## MASON KING

### PUNTER

R-Sr. • 6-3 • 216

Louisville, Ky.  
(St. Xavier)

**SENIOR (2019):** Punted five times against Notre Dame with a long of 52 yards and one downed inside the 20 ... punted six times at Florida State, including a 60-yarder ... averaged 48.5 yards including two 59-yard punts against Clemson.

**JUNIOR (2018):** Averaged 40.6 yards per punt ... punted in all 12 games ... recorded five punts of 50 or more yards and placed 19 punts inside the opposition's 20-yard line ... finished ninth in the ACC in punting ... totaled eight punts for a 43.2 yard per punt average against Alabama ... named the Ray Guy Award Punter of the week after averaging 46.5 yards a punt in a win over Indiana State ... pinned three punts inside the 20-yard line ... posted a career best 64-yard punt ... averaged 40.6 yards a punt against Western Kentucky, placing two punts inside the 20-yard line ... averaged 44.0 yards a punt, including a 52-yarder versus Virginia ... averaged 41.5 yards per punt, placing one inside the 20-yard line against Georgia Tech ... punted career high nine times against Boston College ... punted seven times for a 41.3 average against Syracuse ... closed the season with six punts for a 39.0 yard average against Kentucky.

**SOPHOMORE (2017):** Punted in all 13 games, averaging 43.9 yards per punt ... his average would've finished fourth in the league, but didn't have enough attempts to qualify ... punted 43 times ... recorded 10 punts of 50 or more yards ... placed 10 punts inside the 20-yard line ... posted four games with two 50+ yard punts ... averaged 44.0 yards in the season-opening win over Purdue ... booted a season-long 58-yard punt against North Carolina ... averaged 45.0 yards per punt in consecutive games versus Kent State and Murray State ... yielded a 47.7 yard average, including a 57-yarder against Boston College ... totaled a 49.7 average in a 31-28 victory at Florida State ... averaged a season-best 51.7 yards a punt against Syracuse.

**FRESHMAN (2016):** Set the school record for punting average in a season at 43.9 yards per punt ... recorded 16 punts that landed within the opposition's 20-yard line ... nailed 14 punts of 50 or more yards ... more than half his punts were fair caught ... opened the season by punting twice for a 37.5 average against Charlotte ... averaged 43.0 yards per punt, including one that landed inside the 20-yard line versus Syracuse ... punted five times for a 48.0 yards per punt average against Clemson ... averaged 42.3 yards per punt against NC State ... averaged over 40 yards a punt for the fourth time in a win at Boston College ... punted four times for a 41.8 yard average versus Wake Forest ... booted a season-high seven punts for a season-best 50.6 yards per punt in a loss to Houston ... posted a 49.3 yard average against Kentucky ... punted a career-high eight times for a 50.5 average in the Citrus Bowl loss to LSU.


2015: Redshirted.

#### CAREER STATISTICS

Year	G	P	Yds	Avg.	-20	50+	TB	LG
2016	13	55	2,413	43.9	16	14	1	60
2017	13	43	1,887	43.9	10	10	2	58
2018	12	69	2,798	40.6	19	5	2	64
2019	7	32	1,365	42.7	7	4	3	60
<b>Totals</b>	<b>45</b>	<b>199</b>	<b>8,463</b>	<b>42.5</b>	<b>52</b>	<b>33</b>	<b>8</b>	<b>64</b>

#### CAREER HIGHS

**Punts**..... 9 at Boston College, 2018  
**Punt Yards**..... 404 vs. LSU, 2016  
**Long Punt**..... 64 vs. Indiana State, 2018  
**Punt Average**..... 50.6 at Houston, 2016  
**Inside 20**..... 3 (three times); last vs. Florida State, 2018



## JUSTIN MARSHALL

### WIDE RECEIVER

R-So. • 6-3 • 212

Newnan, Ga.  
(Georgia Prep Sports Academy)

**SOPHOMORE (2019):** Saw action against Notre Dame ... caught two passes for 59 yards versus Eastern Kentucky ... tallied one reception for 20 yards against Boston College

**FRESHMAN (2018):** Appeared in nine games on special teams ... inserted into the lineup for the first time in his career versus Indiana State.

2017: Redshirted.

#### CAREER STATISTICS

Yr	G/S	Rushing				Receiving			
		Att	Yds	Avg	TD	LG	Rec	Yds	TD
2019	5/0	0	0	0	0	0	3	79	26.3

#### CAREER HIGHS

**Receptions**..... 2 vs. Eastern Kentucky, 2019  
**Receiving Yards**..... 59 vs. Eastern Kentucky, 2019  
**Long Reception**..... 35 vs. Eastern Kentucky, 2019



## P.J. MBANASOR

### DEFENSIVE BACK

R-Jr. • 6-1 • 203

Pflugerville, Texas  
(Hendrickson/Oklahoma)

**JUNIOR (2019):** Made four tackles in a start against Notre Dame.

**SOPHOMORE (2018):** Made an appearance in 12 games, recording three starts ... finished the year with 18 tackles, including a pair of pass break-ups ... also made starts against Western Kentucky and Kentucky ... started at cornerback versus Alabama, recording a team-high nine tackles in the 51-14 loss ... totaled one stop versus Indiana State ... recorded two tackles in the win over Western Kentucky ... recorded three tackles in a loss at Clemson ... registered his lone interception and one tackle versus Syracuse.

2017: Redshirted.

**OKLAHOMA:** Redshirted in 2016. Played in 10 games with two starts at cornerback during the 2015 season ... had one tackle against Iowa State ... broke up a pass at Kansas ... tallied one tackle against Texas ... set career high with five tackles in start at corner against Tulsa ... made OU debut with start at cornerback against Akron.


#### CAREER STATISTICS

Yr	G/S	S	A	T	TFL	QBH	SK	FR	FF	Int	PB
2015*	10/2	5	2	7	0-0	0	0-0	0-0	0	0-0	1
2018	12/3	12	6	18	0-0	0	0-0	0-0	0	1-0	2
2019	6/1	4	1	5	0-0	0	0-0	0-0	0	0-0	0
<b>Total</b>	<b>28/6</b>	<b>21</b>	<b>9</b>	<b>30</b>	<b>0-0</b>	<b>0</b>	<b>0-0</b>	<b>0-0</b>	<b>0</b>	<b>1-0</b>	<b>3</b>

\* at Oklahoma

#### CAREER HIGHS

**Tackles**..... 9 vs. Alabama, 2018  
**Interceptions**..... 1 at Syracuse, 2018  
**Pass Breakups**..... 2 vs. Florida State, 2018



## T.J. MCCOY


### OFFENSIVE LINE

Gr. • 6-1 • 305

Clermont, Fla.  
(South Lake/Florida)

**SENIOR (2019):** Started at center against Notre Dame, turning in a grade of 73% ... tallied seven knockdowns with a 69% grade at Florida State ... graded out at 81% and three knockdown blocks versus Boston College.

**FLORIDA:** Played in four games (Charleston Southern, Colorado State, Florida State, Michigan) as a reserve offensive lineman at Florida in 2018 ... started Florida's first nine games at center before suffering a season-ending injury at South Carolina in 2017 ... appeared in seven games throughout the season and made four starts in 2016 ... made his UF debut against Kentucky in the second week of the season ... came off the bench to play center in Florida's game against South Carolina ... played three-plus quarters at center for the Gators against the Gamecocks, and then started the final four contests of the season.



## GARY MCCRAE

### DEFENSIVE LINE

Sr. • 6-4 • 238

Cuthbert, Ga.  
(Randolph Clay/East  
Mississippi CC)

**SENIOR (2019):** Recorded a tackle against Eastern Kentucky ... assisted on a tackle against Clemson.

**2018:** Played in two games before injuring his shoulder against Indiana State ... missed the rest of the season with a shoulder injury.

**JUNIOR (2017):** Played in eight games on special teams ... played primarily on the kickoff unit ... recorded four tackles ... tallied a pair of stops in a road win at Kentucky.

**SOPHOMORE (2016):** Appeared in two games versus Charlotte and NC State.

**EAST MISSISSIPPI CC:** Played the 2015 season at EMCC.

### CAREER STATISTICS

Yr	G/S	S	A	T	TFL	QBH	SK	FR	FF	Int	PB
2016	2/0	0	0	0	0-0	0	0-0	0-0	0	0-0	0
2017	8/0	3	1	4	0-0	0	0-0	0-0	0	0-0	0
2018	2/0	0	0	0	0-0	0	0-0	0-0	0	0-0	0
2019	6/0	3	2	5	0-0	0	0-0	0-0	0	0-0	0
<b>Total</b>	<b>16/0</b>	<b>6</b>	<b>3</b>	<b>9</b>	<b>0-0</b>	<b>0</b>	<b>0-0</b>	<b>0-0</b>	<b>0</b>	<b>0-0</b>	<b>0</b>

### CAREER HIGHS

Tackles.....2 vs. Boston College, 2019



## MONTY MONTGOMERY

### LINEBACKER

So. • 5-11 • 214

Norcross, Ga.  
(Norcross/Hutchinson CC)

**SOPHOMORE (2019):** Recorded two tackles in his Louisville debut against Notre Dame ... picked up two tackles versus Eastern Kentucky ... notched three stops, including his first sack with the Cardinals against Western Kentucky ... stopped a Boston College scoring drive by causing a fumble in the end zone ... made two stops, picked up a sack and forced a fumble at Wake Forest ... made his first start at Louisville against Clemson and tallied a season-best five tackles.

**HUTCHINSON CC:** Named the 2018 Jayhawk Conference Defensive Player of the Year ... was also named the KJCCC Defensive Player of the Week three different times and was the NJCAA National Defensive Player of the Week twice ... helped the Blue Dragons post a 9-3 overall record and a No. 8 finish in the final NJCAA Football rankings ... had a tremendous freshman season for a Blue Dragon defense that ranked in the top two of three of the four major defensive categories in the Jayhawk Conference and was ranked as high as No. 2 in the nation in rush defense ... led the Blue Dragons with 82 total tackles, including 45 unassisted tackles ... totaled 18 tackles for loss, six quarterback sacks, three interceptions, two fumble recoveries returned for a touchdown ... credited with five quarterback hurries in 2018 ... became the first Blue Dragon player in three years to earn NJCAA first-team All-America honors ... recorded three defensive touchdowns, including two in one game against Dodge City.

### CAREER STATISTICS

Yr	G/S	S	A	T	TFL	QBH	SK	FR	FF	Int	PB
2019	7/0	13	4	17	2-14	0	2-14	1-0	2	0-0	1

### CAREER HIGHS

Tackles.....5 vs. Clemson, 2019  
Tackles for Loss .....1 (two times); last at Wake Forest, 2019  
Sacks .....1 (two times); last at Wake Forest, 2019  
Forced Fumbles.....1 (two times); last at Wake Forest, 2019  
Fumble Recoveries.....1 vs. Boston College, 2019  
Pass Breakups.....1 vs. Western Kentucky, 2019



## NICK OKEKE

### LINEBACKER

R-So. • 6-3 • 246

Smyrna, Tenn.  
(Smyrna)

**SOPHOMORE (2019):** Finished with a team-high seven tackles, a sack and a quarterback hurry against Notre Dame ... tallied seven tackles at Florida State.

**FRESHMAN (2018):** Played in 12 games, six coming as a starter ... recorded 42 tackles and 1.0 tackles for loss in his first collegiate season ... made debut with one tackle versus Alabama ... came off the bench to record five tackles against Indiana State ... registered personal best eight tackles in his first start at Virginia ... equaled his personal best with eight stops against Georgia Tech ... credited with six tackles and 1.0 tackles for loss at Boston College ... combined for nine tackles (5 versus NC State and 4 versus Kentucky) in the final two games.


**2017:** Redshirted.

### CAREER STATISTICS

Yr	G/S	S	A	T	TFL	QBH	SK	FR	FF	Int	PB
2018	12/6	23	19	42	1-1	0	0-0	0-0	1	0-0	0
2019	6/2	5	11	16	1-4	1	1-8	0-0	0	0-0	0
<b>Total</b>	<b>18/8</b>	<b>28</b>	<b>30</b>	<b>58</b>	<b>2-5</b>	<b>1</b>	<b>1-8</b>	<b>0-0</b>	<b>1</b>	<b>0-0</b>	<b>0</b>

### CAREER HIGHS

Tackles.....8 (two times); last vs. Georgia Tech, 2018  
Tackles for Loss .....1.0 (two times); last vs. Notre Dame, 2019  
Sacks .....1.0 vs. Notre Dame, 2019  
Quarterback Hurries.....1 vs. Notre Dame, 2019  
Forced Fumbles.....1 at Virginia, 2018



## JAWON PASS

### QUARTERBACK

R-Jr. • 6-4 • 239

Columbus, Ga.  
(Carver)

**JUNIOR (2019):** Threw for 134 yards and rushed for 67 and two scores against Notre Dame ... recorded a career-high four touchdown passes going 12-for-19 for 196 yards versus Eastern Kentucky.

**SOPHOMORE (2018):** Played in 11 games, making nine starts ... completed 162-of-300 passes for 1,960 yards and eight touchdowns ... completed 54.0 percent of his passes ... averaged 186.6 yards of total offense per game ... made first start versus Alabama, completing 20-of-39 passes for 252 yards and two touchdowns ... tossed a pair of touchdowns ... threw his first two interceptions ... completed 8-of-14 passes for 89 yards with an interception that was returned for a touchdown against Indiana State ... started versus Western Kentucky, going 0 for 3 in passing ... inserted into the game in the second half versus Virginia, completing 10-of-19 passes for 113 yards and an interception ... threw for 306 yards and two touchdowns in a loss to Florida State ... the first 300-yard game of his career ... completed 23 of 35 passes for 299 yards and two scores in a loss to Georgia Tech ... tossed a 29-yard touchdown pass to Tutu Atwell and a 42-yard strike to Dez Fitzpatrick ... went 30 of 54 for a career high 358 yards and one touchdown in a loss to Wake Forest ... rushed for a career high 80 yards in a loss to Syracuse

and throwing for 196 yards and one score.

**FRESHMAN (2017):** Appeared in six games as a reserve ... completed 23-of-33 passes for 238 yards and two touchdowns ... rushed 13 times for 62 yards and a score ... made his collegiate debut versus Kent State, going 5-for-8 for 75 yards ... completed 14-of-19 passes for 115 yards and one touchdown, while rushing for 36 yards and a score in a win over Murray State ... first career touchdown pass was a 14-yard pass to Javonte Bagley ... also scored on a two-yard run ... went 3-for-4 for 46 yards, including a 29-yard touchdown strike to Dez Fitzpatrick.

**2016:** Redshirted.

### CAREER STATISTICS


PASSING											
Yr	G/S	Comp	Att	Int	Yds	TD	Pct	LG			
2017	5/0	23	33	0	238	2	69.6	31			
2018	11/9	162	300	12	1,960	8	54.0	53			
2019	2/2	24	46	1	330	4	52.2	50			
<b>Total</b>	<b>18/11</b>	<b>209</b>	<b>379</b>	<b>13</b>	<b>2,528</b>	<b>14</b>	<b>55.1</b>	<b>53</b>			

### RUSHING

Yr	G/S	Att	Yds	Avg	TD	LG
2017	5/0	13	62	4.8	1	34
2018	11/9	76	93	1.2	2	49
2019	2/2	20	104	5.2	2	24
<b>Total</b>	<b>18/11</b>	<b>109</b>	<b>259</b>	<b>2.4</b>	<b>5</b>	<b>49</b>

### CAREER HIGHS

Completions.....30 vs. Wake Forest, 2018  
Attempts.....54 vs. Wake Forest, 2018  
Passing Yards.....358 vs. Wake Forest, 2018  
Long Pass.....53 vs. Florida State, 2018  
Touchdowns (Passing).....4 vs Eastern Kentucky, 2019  
Rushes.....12 at Syracuse, 2018  
Rushing Yards.....80 at Syracuse, 2018  
Long Rush.....49 at Syracuse, 2018  
Touchdowns (Rushing).....1 (three times); last at BC, 2018



## KHANE PASS

### DEFENSIVE BACK

R-Sr. • 6-1 • 204

Columbus, Ga.  
(Carver)

**SENIOR (2019):** Recorded six tackles in a start against Notre Dame ... tallied four tackles, one for loss, versus Eastern Kentucky ... notched five stops against Western Kentucky ... registered a career-best 12 tackles, nine solo, with one for loss at Florida State ... tied his career high with 12 tackles against Boston College ... finished with 10 tackles at Wake Forest ... tallied a team-high seven stops against Clemson.

**JUNIOR (2018):** Started all 12 games ... finished the season with 54 tackles, which was fourth on the team ... started at safety, totaling four tackles in the loss to Alabama ... posted four stops against Indiana State ... finished with seven tackles in the win over Western Kentucky ... ejected for targeting after three plays against Virginia ... recorded four tackles in a loss to Florida State ... credited with a season best eight tackles versus Georgia Tech ... contributed seven tackles in a loss to Boston College ... added five stops versus Wake Forest ... closed the year with seven tackles in a loss to Kentucky.

**SOPHOMORE (2017):** Appeared in all 13 games, making five starts ... totaled 38 tackles and 3.0 tackles for loss ... forced a fumble and recorded one interception ... recorded three games of five or more tackles ... made his second career start a good one with a career-high six tackles and 0.5 tackles for loss in the opener versus Purdue ... tallied four tackles against North Carolina ... finished with five tackles and 1.0 tackle for loss ... tied his career-high six tackles versus NC State ... returned his first career interception 40 yards in a victory over Syracuse.

**FRESHMAN (2016):** Physical sophomore who emerged to take on a larger role late in the season... finished with 19 tackles in 12 games ... made his first career start versus LSU in the Citrus Bowl loss to LSU ... Displayed an ability to make a big hit ... contributor on special teams ... posted three tackles in his collegiate debut and also registered one tackle for loss in a win over Charlotte ... finished the regular season with a season-best five tackles and one break-up versus Kentucky ... tallied five tackles and a tackle for loss versus LSU.

2015: Redshirted.


### CAREER STATISTICS

Yr	G/S	S	A	T	TFL	QBH	SK	FR	FF	Int	PB
2016	10/1	11	8	19	1.5-2	0	0-0	0-0	0	0-0	1
2017	13/5	22	16	38	3-16	1	0-0	0-0	1	1-40	1
2018	12/12	36	18	54	0-0	0	0-0	0-0	0	0-0	1
2019	7/7	40	16	56	2-4	0	0-0	0-0	0	0-0	1
Total	42/25	109	58	167	6.5-22	1	0-0	0-0	1	1-40	4

Kick Return				Punt Return			
Yr	Att	Yds	TD	LG	Att	Yds	TD
2016	0	0	0	0	2	-3	0
Total	0	0	0	0	2	-3	0

### CAREER HIGHS

**Tackles**.....12 vs. Boston College, 2019  
**Tackles for Loss**.....1.0 (five times); last at Florida State, 2019  
**Quarterback Hurries**.....1 at NC State, 2017  
**Forced Fumbles**.....1 vs. Kent State, 2017  
**Interceptions**.....1 vs. Syracuse, 2017  
**Int. Return Yardage**.....40 vs. Syracuse, 2017  
**Pass Breakups**.....1 (three times); last vs. Alabama, 2018



## DEVANTE PEETE

WIDE RECEIVER

R-Sr. • 6-6 • 213

Pompano Beach, Fla.  
(St. Thomas Aquinas)

**SENIOR (2019):** Saw action against Notre Dame ... caught a 26-yard pass versus Eastern Kentucky.

**JUNIOR (2018):** Recorded a career high 21 receptions for 250 yards ... averaged 11.9 yards per catch ... appeared in 11 games, making seven starts ... caught one pass for 15 yards in his first game back from injury ... led the team in receiving with three receptions for 32 yards against Indiana State ... recorded two receptions for 17 yards against Western Kentucky ... caught one pass for 11 yards against Virginia ... notched two receptions for 40 yards versus Florida State ... caught two passes for 45 yards versus Georgia Tech, including a 37-yard reception with one second left to set up a field goal ... recorded a career high four catches for 37 yards in a loss to Boston College ... tallied three receptions for 25 yards versus Clemson.

**2017:** Tore his ACL during the second week of fall camp, forcing him to miss the season ... elected team captain for the second straight year.

**SOPHOMORE (2016):** Special teams captain ... Big, rangy wide receiver who has been a key contributor on special teams ... posted 10 tackles ... caught four passes for 70 yards as a reserve wide receiver ... caught one pass for 15 yards and totaled a pair of tackles versus Charlotte ... totaled one reception for seven yards against Syracuse caught one pass for 35 yards and registered two tackles versus NC State ... credited with one stop and caught a pass for 10 yards against Boston College ... blocked a punt and recorded one tackle versus Wake Forest.


**FRESHMAN (2015):** Appeared in all 13 games this season as a reserve wide receiver ... caught a pass in seven of 13 games ... caught 12 passes for 166 yards and one touchdown ... owns the third-most receptions by a member of the freshmen class ... corralled his first career touchdown on the road against NC State ... tallied a season-long 37 yard reception in the second half against Clemson ... recorded his first collegiate reception against Auburn, finished with three receptions for a team-high 60 yards.

### CAREER STATISTICS

Rushing							Receiving						
Yr	G/S	Att	Yds	Avg	TD	LG	Rec	Yds	Avg	TD	LG		
2015	13/0	0	0	0	0	0	12	166	13.8	1	37		
2016	13/0	0	0	0	0	0	4	70	20.0	0	35		
2018	11/7	0	0	0	0	0	21	250	11.9	0	37		
2019	7/0	0	0	0	0	0	2	37	18.5	0	26		
Total	44/7	0	0	0	0	0	39	523	13.4	1	37		

### CAREER HIGHS

**Receptions**.....4 at Boston College, 2018  
**Receiving Yards**.....60 vs. Auburn, 2015  
**Long Reception**.....37 (two times); last vs. Georgia Tech, 2018  
**Touchdowns**.....1 at NC State, 2015



## TABARIUS PETERSON

OUTSIDE LINEBACKER

R-Jr. • 6-3 • 252

Tucker, Ga.  
(Tucker)

**JUNIOR (2019):** Recorded a tackle against Notre Dame ... tallied two tackles versus Eastern Kentucky ... ran for nine yards on his first career carry to give the Cardinals a first down on a fake punt at Florida State ... finished with four tackles at Wake Forest.

**SOPHOMORE (2018):** Finished the year with 49 tackles and tied for the team lead with 2.0 sacks ... totaled two stops in the 51-14 loss to Alabama ... credited with eight tackles and a tackle for loss in his first start against Indiana State ... totaled a career high nine tackles ... and a tackle for loss in winning 20-17 versus Western Kentucky ... credited with three tackles and a tackle for loss versus Virginia ... totaled three tackles and a tackle for loss versus Florida State ... notched three stops against Georgia Tech ... recorded eight tackles at home versus NC State.

**FRESHMAN (2017):** Played in 12 games on defense and on special teams ... finished with 18 tackles and one forced fumble ... forced a key fumble and recorded a tackle in the win over Purdue ... totaled a career-high five tackles in a home win over Kent State ... credited with four stops in a 31-28 victory at Florida State ... recorded three tackle versus Virginia.


2016: Redshirted.

### CAREER STATISTICS

Yr	G/S	S	A	T	TFL	QBH	SK	FR	FF	Int	PB
2017	12/0	9	9	18	0-0	1	0-0	0-0	1	0-0	0
2018	12/9	27	22	49	6.5-32	1	2-14	0-0	0	0-0	1
2019	7/7	3	10	13	0-0	1	0-0	0-0	0	0-0	0
Total	31/16	39	41	80	6.5-32	3	2-14	0-0	1	0-0	1

### CAREER HIGHS

**Tackles**.....9 vs. Western Kentucky, 2018  
**Tackles for Loss**.....2.0 at Syracuse, 2018  
**Sacks**.....1.0 at Syracuse, 2018  
**Quarterback Hurries**...1 (three times); last at Florida State, 2019  
**Forced Fumbles**.....1 vs. Purdue, 2017  
**Pass Breakups**.....1 vs. Indiana State, 2018



## EAN PFEIFER


TIGHT END

Gr. • 6-4 • 245

Bentonville, Ark.  
(Bentonville/Vanderbilt)

**SENIOR (2019):** Saw first Louisville action against Notre Dame ... made his first start at Florida State ... started against Clemson.

**VANDERBILT:** Played two seasons at Vanderbilt before leaving as a graduate transfer ... played in 19 career games ... played in eight games, contributing at offensive guard and on special team conversion units in 2017 ... earned starts at left guard in early-season victories over Middle Tennessee, Alabama A&M and Kansas State and kept the assignment for the next two games ... injuries limited his participation late in the season ... took over for Delando Crooks at left guard early in the season and never relinquished his position during the 2016 campaign ... appeared in 11 games in 2016 ... showed improvement with each game, playing most of the team's critical snaps over the last nine games ... played a huge role in running back Ralph Webb becoming the team's all-time leading rusher and sophomore Kyle Shurmur producing one of the finest seasons ever by a Commodore quarterback ... earned Freshman All-SEC honors from Athlon Sports.



## TELLY PLUMMER

DEFENSIVE BACK

So. • 6-0 • 202

Riverdale, Ga.  
(Langston Hughes)


**FRESHMAN (2018):** Played in 10 games for the Cardinals ... made his collegiate debut in the win over Indiana State ... recorded his first collegiate tackle, and three total, against NC State.

### CAREER STATISTICS

Yr	G/S	S	A	T	TFL	QBH	SK	FR	FF	Int	PB
2018	9/0	0	3	3	0-0	0	0-0	0-0	0	0-0	0

### CAREER HIGHS

**Tackles**.....3 vs. NC State, 2018



## AIDAN ROBBINS

RUNNING BACK

Fr. • 6-3 • 225

Louisville, Ky.  
(Manual)

**FRESHMAN (2019):** Saw first collegiate action against Eastern Kentucky.

**HIGH SCHOOL:** Played for Scott Carmony at Manual High ... rated a three-star prospect by 247Sports ... rated the No. 53 running back and the No. 10 recruit in Kentucky ... rated a three-star recruit by Rivals.com ... also ranked as the No. 14 player in the state ... named three-star prospect by ESPN.com ... tabbed the No. 50 player as an athlete and the No. 9 recruit in Kentucky ... ran 72 times for 319 yards and four touchdowns before his season ended with a torn labrum in his right shoulder ... scored the game-winning touchdown in a 21-20 win over Ballard ... rushed 13 times for 165 yards and two scores in a win over Western ... ran for 631 yards and six touchdowns as a junior ... rushed 72 times for 370 yards and three touchdowns and also had a receiving touchdown during his sophomore season.



**G.G.  
ROBINSON**  
**DEFENSIVE LINE**

R-Sr. • 6-4 • 295

Lilburn, Ga.  
(Parkview)

**SENIOR (2019):** Recorded a pair of tackles, one for loss, in a start against Notre Dame ... notched four tackles with a sack versus Eastern Kentucky ... tallied two pass breakups against Western Kentucky ... finished with three tackles and a hurry at Florida State ... registered one tackle against Boston College ... tallied his first sack of the season at Wake Forest ... had two tackles against Clemson.

**JUNIOR (2018):** Registered 20 tackles in 11 games, including nine as a starter ... recorded the team's lone sack and was credited with four tackles versus Alabama ... tied for the team lead in sacks ... credited with five tackles versus Indiana State ... posted two tackles and a sack versus Western Kentucky ... totaled two tackles versus Florida State and one stop against Georgia Tech ... credited with single tackles versus Wake Forest, Syracuse and Kentucky.

**SOPHOMORE (2017):** Made an appearance in 13 games, with six starts ... finished the year with 28 tackles and 3.0 tackles for loss ... recorded a career-high three tackles and 1.5 tackles for loss in the season opener versus Purdue ... made first start versus Clemson ... posted five tackles and a tackle for loss versus Kent State ... recorded a career-best six tackles at NC State ... credited with four tackles at Florida State.

**FRESHMAN (2016):** Appeared in nine games ... posted a pair of tackles ... made collegiate debut against Charlotte ... produced two tackles in a road loss at Houston.


2015: Redshirted.

**CAREER STATISTICS**

Yr	G/S	S	A	T	TFL	QBH	SK	FR	FF	Int	PB
2016	9/0	2	0	2	0-0	0	0-0	0-0	0	0-0	0
2017	13/6	7	21	28	3-6	0	0-0	0-0	0	0-0	1
2018	11/9	12	8	20	2-16	2	2-16	0-0	0	0-0	0
2019	7/7	9	4	13	3-14	1	2-13	0-0	0	0-0	2
<b>Total</b>	<b>40/22</b>	<b>30</b>	<b>33</b>	<b>63</b>	<b>8-36</b>	<b>3</b>	<b>4-29</b>	<b>0-0</b>	<b>0</b>	<b>0-0</b>	<b>3</b>

**CAREER HIGHS**

**Tackles**.....6 at NC State, 2017  
**Tackles for Loss**.....1.5 vs. Purdue, 2017  
**Sacks**.....1.0 (three times); last at Wake Forest, 2019  
**Quarterback Hurries**...1 (three times); last at Florida State, 2019  
**Pass Breakups**.....2 vs. Western Kentucky, 2019



**CORNELIUS  
STURGHILL**  
**DEFENSIVE BACK**

Gr. • 5-11 • 191

Memphis, Tenn.  
(Melrose)

**SENIOR (2019):** Recorded four tackles against Notre Dame ... had three solo stops and a pass breakup versus Eastern Kentucky ... made four tackles against Western Kentucky ... finished with a pair of stops versus Clemson.

**JUNIOR (2018):** Appeared in 12 games, 11 coming as a starter ... finished the season with 32 tackles and one interception ... credited with three tackles in his first start versus Alabama ... credited with a pair of stops against Indiana State ... reached a career best with five tackles in the win over Western Kentucky ... made a pass break-up in the end zone ... notched four stops in a loss at Virginia ... tallied four tackles versus Georgia Tech ... recorded four stops against Clemson ... totaled a season high six tackles versus Syracuse ... registered three tackles and his first career interception in a loss to Kentucky.

**SOPHOMORE (2017):** Appeared in four games ... finished with three tackles ... credited with one tackle

against North Carolina ... totaled two tackles in a road win at Florida State.

2016: Redshirted.

**FRESHMAN (2015):** Appeared in seven games on special teams ... returned three punts for -4 yards after taking over as the primary returner during the 17-14 win over Boston College ... credited with a long of two yards ... returned a career-best two punts versus Wake Forest.

**CAREER STATISTICS**

Yr	G/S	S	A	T	TFL	QBH	SK	FR	FF	Int	PB
2015	7/0	0	0	0	0-0	0	0-0	0-0	0	0-0	0
2017	4/0	3	0	3	0-0	0	0-0	0-0	0	0-0	0
2018	12/11	25	7	32	0-0	1	0-0	0-0	0	1-19	3
2019	5/3	14	0	14	0-0	0	0-0	0-0	0	0-0	2
<b>Total</b>	<b>28/14</b>	<b>42</b>	<b>7</b>	<b>49</b>	<b>0-0</b>	<b>1</b>	<b>0-0</b>	<b>0-0</b>	<b>0</b>	<b>1-19</b>	<b>5</b>

**CAREER HIGHS**

**Tackles**.....6 at Syracuse, 2018  
**Interceptions**.....1 vs. Kentucky, 2018  
**Int. Return Yardage**.....19 vs. Kentucky, 2018  
**Pass Breakups**.....1 (five times); last at Florida State, 2019



**TRENELL  
TROUTMAN**  
**DEFENSIVE BACK**

So. • 5-11 • 188

Miami, Fla.  
(St. Thomas Aquinas)

**SOPHOMORE (2019):** Saw game action against Notre Dame ... tallied six tackles, including one for loss, versus Eastern Kentucky... finished with three stops versus Boston College ... made three tackles against Clemson.


**FRESHMAN (2018):** Played in nine games for the Cardinals ... made his collegiate debut in the win versus Indiana State ... notched his first collegiate tackle against Georgia Tech ... finished with two tackles against Clemson and Kentucky.

**CAREER STATISTICS**

Yr	G/S	S	A	T	TFL	QBH	SK	FR	FF	Int	PB
2018	9/0	3	2	5	0-0	0	0-0	0-0	0	0-0	0
2019	7/0	8	6	14	1-2	0	0-0	0-0	0	0-0	0
<b>Total</b>	<b>16/0</b>	<b>11</b>	<b>8</b>	<b>19</b>	<b>1-2</b>	<b>0</b>	<b>0-0</b>	<b>0-0</b>	<b>0</b>	<b>0-0</b>	<b>0</b>

**CAREER HIGHS**

**Tackles**.....6 vs. Eastern Kentucky, 2019  
**Tackles for Loss**.....1 vs. Eastern Kentucky, 2019



**KEION  
WAKEFIELD**  
**WIDE RECEIVER**

R-Jr. • 5-10 • 184

Louisville, Ky.  
(Male)

**JUNIOR (2019):** Saw game action against Notre Dame ... caught one pass for 16 yards versus Eastern Kentucky ... tallied 17 yards on a pair of receptions at Wake Forest.

**SOPHOMORE (2018):** Played in 10 games ... made his UofL debut versus Alabama ... caught one pass for seven yards ... caught his first career reception versus NC State.

**FRESHMAN (2017):** Injured his knee during fall practice, causing him to miss the entire season.

2016: Redshirted.

**CAREER STATISTICS**

Yr	G/S	Att	Yds	Avg	TD	LG	Receiving				
							Rec	Yds	Avg	TD	LG
2018	10/0	0	0	0	0	0	1	7	7.0	0	7
2019	7/0	0	0	0	0	0	3	33	11.0	0	17
<b>Total</b>	<b>17/0</b>	<b>0</b>	<b>0</b>	<b>0</b>	<b>0</b>	<b>0</b>	<b>4</b>	<b>40</b>	<b>10.0</b>	<b>0</b>	<b>17</b>

**CAREER HIGHS**

**Receptions**.....2 at Wake Forest, 2019  
**Receiving Yards**.....17 at Wake Forest, 2019  
**Long Reception**.....17 at Wake Forest, 2019



**BOOSIE  
WHITLOW**  
**OUTSIDE LINEBACKER**

R-Sr. • 6-3 • 228

Opelika, Ala.  
(Opelika/South Carolina)

**SENIOR (2019):** Saw action against Notre Dame ... made two stops and registered his first sack at Louisville versus Eastern Kentucky ... notched two tackles, one for loss, against Western Kentucky ... lone tackle against Clemson was for a four-yard loss.

**JUNIOR (2018):** Played in seven games ... credited with four tackles ... Recorded a tackle in his debut versus Alabama ... added two stops in the win over Indiana State ... recorded one stop versus Syracuse.

**SOUTH CAROLINA:** Played in all 12 contests, making three starts in 2015 at South Carolina ... used primarily in pass rushing situations... credited with 14 tackles, including 5.0 tackles for loss in somewhat limited duty... logged one sack and credited with four additional quarterback hurries... had a key QB hurry against Kentucky, forcing a throw that was picked off by Skai Moore... saw his first extended action against UCF and responded with a pair of tackles for loss among his four stops, including a 10-yard sack... made his first start against Vanderbilt and had his first career pass break up... had three stops against Texas A&M in his second start... started at Tennessee and was credited with three tackles including a tackle for loss... had a tackle for loss against both Florida and The Citadel.

**CAREER STATISTICS**

Yr	G/S	S	A	T	TFL	QBH	SK	FR	FF	Int	PB
2015*	12/3	9	5	14	5-17	4	1-10	0-0	0	0-0	1
2018	7/0	1	3	4	0-0	0	0-0	0-0	0	0-0	0
2019	7/2	5	3	7	3-19	0	1-12	0-0	0	0-0	0
<b>Total</b>	<b>26/5</b>	<b>15</b>	<b>11</b>	<b>26</b>	<b>8-36</b>	<b>4</b>	<b>2-22</b>	<b>0-0</b>	<b>0</b>	<b>0-0</b>	<b>1</b>

\* at South Carolina

**CAREER HIGHS**

**Tackles**.....4 vs. UCF, 2015  
**Tackles for Loss**.....2.0 vs. UCF, 2015  
**Sacks**.....1 (two times); last vs. Eastern Kentucky, 2019  
**Pass Breakups**.....1 vs. Vanderbilt, 2015



## RUSS YEAST

### SAFETY

Jr. • 5-11 • 196

Greenwood, Ind.  
(Center Grove)



**JUNIOR (2019):** Finished with a team-high seven tackles against Notre Dame ... tallied three tackles, one for loss, and a pass breakup versus Eastern Kentucky ... tallied eight tackles at Florida State... credited with a career high 11 stops versus Boston College ... had five tackles and two pass breakups at Wake Forest ... recorded five tackles and his first career interception against Clemson.

**SOPHOMORE (2018):** Played in 11 games at cornerback and as the primary kick returner ... totaled eight tackles ... recorded a single tackle in the season opener versus Alabama ... totaled two tackles in a road loss at Virginia ... closed the season with four tackles and 1.5 tackles for loss in the season finale versus Kentucky.

**FRESHMAN (2017):** Played in 12 games, making seven starts ... totaled 23 tackles and a pair of pass break-ups ... made collegiate debut versus Purdue ... recorded first start against Kent State ... credited with three stops and first tackle for loss versus Murray State ... registered a season-high five tackles versus NC State ... tied his season-high with five tackles against Wake Forest ... totaled three tackles in the TaxSlayer Bowl loss to Mississippi State.

### CAREER STATISTICS

Yr	G/S	S	A	T	TFL	QBH	SK	FR	FF	Int	PB
2017	12/7	15	8	23	1-3	0	0-0	0-0	0	0-0	2
2018	11/0	4	4	8	1.5-1	0	0-0	0-0	0	0-0	0
2019	7/7	26	15	41	1-2	0	0-0	0-0	0	0-0	4
<b>Total</b>	<b>30/14</b>	<b>45</b>	<b>27</b>	<b>72</b>	<b>3.5-6</b>	<b>0</b>	<b>0-0</b>	<b>0-0</b>	<b>0</b>	<b>1-0</b>	<b>6</b>

Yr	Kick Return				Punt Return			
	Att	Yds	TD	LG	Att	Yds	TD	LG
2017	0	0	0	0	10	33	0	21
2018	3	59	0	23	0	0	0	0
<b>Total</b>	<b>0</b>	<b>0</b>	<b>0</b>	<b>0</b>	<b>0</b>	<b>0</b>	<b>0</b>	<b>0</b>

### CAREER HIGHS

**Tackles**..... 11 vs. Boston College, 2019  
**Tackles for Loss** ..... 1.5 vs. Kentucky, 2018  
**Interceptions**..... 1 vs. Clemson, 2019  
**Pass Breakups**..... 2 at Wake Forest, 2019  
**Punt Return Yards** ..... 24 vs. Murray State, 2017  
**Long Punt Return** ..... 21 vs. Murray State, 2017  
**Kick Return Yards**..... 45 vs. NC State, 2018  
**Long Kick Return**..... 23 vs. NC State, 2018