

WOLFPACK FOOTBALL



#1PACK1GOAL: A UNITED MISSION TO WIN A CHAMPIONSHIP

SERIES HISTORY:

Overall NC State leads 34-22-1
Home NC State leads 16-9
Away NC State leads 15-12-1
Neutral NC State leads 3-1

TELEVISION: RAYCOM

Play-by-Play Tom Werme
Analyst Dave Archer
Reporter Lericia Harris

RADIO: WOLFPACK SPORTS NETWORK

Flagship WRAL 101.5 FM
Sirius/XM Channels 81/81
Play-by-Play Gary Hahn
Analyst Johnny Evans
Sidelines Tony Haynes

SOCIAL MEDIA:

Twitter @PackFootball
Instagram @packfootball
Facebook StatePackFootball
Snapchat packfootball

LAST TIME OUT:

NC State W, 37-21 at Marshall
Virginia W, 27-3 vs. Louisville

TEAM HISTORY

All-Time Record 598-571-55
Record at Carter-Finley Stadium 204-113-6
First Year of Football 1892

ONLINE: GOPACK.COM

GoPack.com offers the complete and comprehensive coverage of Wolfpack Football. Visit for game recaps, video highlights, press conferences, stats, photos and more.



GAME 3

RV NC STATE (3-0) vs. VIRGINIA (3-1, 1-0 ACC)

Saturday, Sept. 29, 2018 • 12:20 p.m. • Raleigh, N.C. • Carter-Finley Stadium (57,600)



WOLFPACK

Head Coach: **Dave Doeren**
 Alma Mater: Drake '94
 Record at NCSU: 37-30 (6th yr)
 Overall Record: 60-34 (8th yr.)



CAVALIERS

Head Coach: **Bronco Mendenhall**
 Alma Mater: Oregon St. '88
 Rec. at UVa: 11-18 (3rd yr)
 Overall Record: 110-61 (14th yr.)

NOTING THE WOLFPACK

YES VIRGINIA, THERE IS A WOLFPACK:

Although most of the players on the 2018 Cavalier squad might not know it.

This will mark the first time NC State and Virginia have met on the gridiron since the 2012 season. In other words, many of the players on both squads were in middle school the last time the two league rivals played. Dave Doeren is in his sixth year as head coach and is facing the Cavaliers for the first time (UVa is the only league school that Doeren has not played since coming to NC State).

Despite its lack of recent history, this week's game will mark the 58th between NC State and Virginia in a series that dates back to 1904. The Wolfpack holds a 34-22-1 advantage in the series.

State and Virginia played every year from 1960 - 2003, but have met just four times since the ACC expanded in 2004.

ACC OPENER:

The Wolfpack looks to win its Atlantic Coast Conference opener for the third straight year. Dave Doeren's squad opened up conference play in 2017 with a win over No. 12 Florida State in Tallahassee and won its conference opener against Wake Forest in 2016.

NC State is coming off its best conference record since 1994, as the six league wins in 2017 tied the school record.

LEAGUE LEADERS:

It's no wonder that NC State leads the ACC and ranks 4th in the FBS in passing offense. The Wolfpack heads into league play boasting the league's leading passer and receiver.

Quarterback Ryan Finley stands atop the league leaders with 352.0 passing yards per game. The graduate student has passed for 1,056 passing yards - most for a Pack player in his first three games of a season since Philip Rivers in 2003 (1,068).

Junior receiver Kelvin Harmon is the ACC's top receiver in terms of yards, averaging 104.0 per contest. With 150 yards in the win at Marshall (the second-highest total of his career), he now ranks 11th in school history with 1,791 career yards.

Nationally, Finley's passing yards per game ranks 4th in the FBS, while Harmon's average is the No. 9 mark in the FBS. NC State is averaging almost 100 passing yards per game more than any other ACC team (Clemson is 2nd with 274.5 ypg).



JMU Sept. 1 W, 24-13 Raleigh, NC	GEORGIA ST. Sept. 8 W, 41-7 Raleigh, NC	NC STATE Sept. 15 3:30 p/ESPN Raleigh, NC	@Marshall Sept. 22 W, 37-20 Huntington, WV	VIRGINIA Sept. 29 12:20 pm/Raycom Raleigh, NC	²³BOSTON COLL. Oct. 6 TBD Raleigh, NC	@³Clemson Oct. 20 TBD Clemson, SC	@Syracuse Oct. 27 TBD Raleigh, NC	FSU Nov. 3 TBD Raleigh, NC	WAKE FOREST Nov. 8 7:30p/ESPN Raleigh, NC	@ Louisville Nov. 17 TBD Louisville, KY	@ UNC Nov. 23 TBD Chapel Hill, NC
--	---	---	--	---	--	--	---	--	---	---	---

**WOLFPACK FOOTBALL
COMMUNICATIONS CONTACTS**

Physical AddressMurphy Football Center
4600 Trinity Rd, Raleigh, NC 27607
Mailing AddressPO Box 8504
Raleigh, NC 27695



ANNABELLE MYERS
Assistant AD/Communications
Office: 919.515.1181
Cell: 919.819.8302
Email: amyers@ncsu.edu



BRIAN REINHARDT
Director of Athletics Digital Communications
Office: 919.746.9479
Cell: 919.819.8317
Email: breinha@ncsu.edu



CLAIRE FISCHER
Communications Assistant
Cell: 419.953.1972
Email: cefische@ncsu.edu

**NC STATE QUICK FACTS
HEAD COACH DAVE DOEREN**

Alma MaterDrake '94
Career Record60-34 (.634), 8th yr
Record at NC State.....37-30 (.545), 6th yr.
Bowl Record4-1*
vs. Virginia.....First Meeting
* Doeren led 2012 NIU team to Orange Bowl vs. Florida State but did not coach the game

ASSISTANT COACHES..... LOCATION

Elijah Drinkwitz (OC/QB).....	PB
Dave Huxtable (DC/LB).....	PB
Ted Roof (AssocHC/Co DC/SAF).....	Field
George Barlow (AHC/CB).....	Field
Eddie Faulkner (TE/FB/ST).....	Field
Aaron Henry (SAF).....	PB
Des Kitchings (AHC/RC/RB).....	PB
Dwayne Ledford (OL).....	Field
George McDonald (WR).....	Field
Kevin Patrick (DL).....	Field

WOLFPACK FOOTBALL HISTORY
First Year of Football:1892 (126th season)
All-time Record:598-571-55
Bowl Appearances:.....31 (17-13-1)

STADIUM INFORMATION
Name:Carter-Finley Stadium
Field:Wayne T. Day Family Field
Capacity:.....57,600
Surface:.....Natural Grass
First Year:1966
Stadium Record:.....204-112-6

NC STATE UNIVERSITY INFORMATION
Location:.....Raleigh, N.C.
Founded:1887
Enrollment:.....33,755
Colors:Red (PMS 186 C) & White
Chancellor:Dr. Randy Woodson
Athletics Director:.....Deborah A. Yow

PICK A PAIR:

After no interceptions in the first three games of the 2018 campaign, the Wolfpack pulled down a pair of picks in the win at Marshall. Jarius Morehead's 57-yard interception return for a touchdown late in the third quarter was the 4th-longest INT return this century, while Chris Ingram was the first of his career. Morehead was named ACC DB of the Week for the performance.

STINGY DEFENSE

While the NC State offense had been lighting up the scoreboard this season, the other side of the board has been noticeably dark.

Three games into 2018, the Wolfpack leads the ACC and ranks 9th nationally in scoring defense - allowing just 13.3 points per game. With only 40 points scored by the opposition thus far, it marks only the fifth time since 2000 that NC State has allowed 40 or less points in its first three games.

The Wolfpack leads both the nation (along with Auburn, Utah and West Virginia) and the ACC by allowing just four touchdowns. And of those four touchdowns, only three have been scored by the opponent's offense (one was a return on a special teams miscue by the Pack).

NC State is the *only* team in the nation to concede fewer than four offensive touchdowns, and the three given up by the Wolfpack's defense are the fewest over the first three games of the season since 2004 (two).

SECOND HALF SHUTOUTS

All 3 of the offensive touchdowns scored on the Wolfpack defense this season have come in the first half. The opposition has scored four field goals and one TD against the Pack special teams in six second-half quarters in 2018.

PRIME PRATT

Graduate linebacker Germaine Pratt is the ACC's top tackler thus far in 2018, tallying 10 stops per game in his first three games as a starter. His average ranks 12th among all Power 5 players.

Pratt is the first Wolfpack player to lead the team in tackles in each of the first three games of the season since 2005. That season, Stephen Tulloch, who went on to a long NFL career with the Tennessee Titans and Detroit Lions, led the Pack in that category in the first seven games of the season.

NON-CONFERENCE SUCCESS:

Following the win at Marshall, NC State posts a 22-5 overall out-of-conference mark under Dave Doeren.

The Wolfpack has won its last 12 home games against non-conference foes at home, with the last loss coming on Nov. 23, 2013 when Dave Doeren's first NC State squad fell to East Carolina. That was the only non-conference home loss during the Doeren era, as the Wolfpack holds a 15-1 overall OOC mark at home since he took over the program for the 2013 season.

The Pack posts a 4-3 mark in OOC regular season games played away from Carter-Finley under Doeren and a 3-1 record in bowl games.

OOO UNDER DOEREN	
Site	Record
Home	15-1
Road	4-2
Neutral	0-1
Postseason	3-1
Totals	22-5

NC State Football Media Availability			
(post-practice interviews in Close-King lobby, times subject to change)			
MONDAYS	TUESDAYS	WEDNESDAYS	THURSDAYS
12 pm: Doeren Press Conference (Vaughn Towers, Chancellor's Suite)	11:45 am: Post-practice interviews with defensive players, coaches	11:45 am: Post-practice interviews with offensive players, coaches 12:40 pm: Doeren on ACC Teleconference 7 pm: Doeren radio show (Honest Abe's)	11:15 am: Post-practice interview with Dave Doeren

2018 STATS COMPARISON	NCSU	UVA
Points/Game	34.0	32.5
First Downs	73	107
Rushing Yards/Game	107.7	216.5
Passing Yards/Game	370.7	218.3
Total Offense/Game	478.3	434.8
INTs Thrown	1	2
Sacks Allowed	0.67	2.00
Points Allowed/Game	13.3	16.8
Rushing Yards Allowed/Game	108.0	113.8
Passing Yards Allowed/Game	238.0	183.8
Total Offense Allowed/Game	346.0	297.5
Interceptions by	2	5
Sacks By	2.00	2.25
Turnover Margin	0.67	0.50
Kickoff Return Avg.	22.0	16.9
Punt Return Avg.	23.0	4.73
Penalties per Game/Pen. Yds	5.0/42.3	3.75/32.3

2018 NCAA RANKING	NCSU	UVA
Points/Game	52nd	59th
First Downs	t-89th	64th
Rushing Yards/Game	117th	33rd
Passing Yards/Game	4th	t-77th
Total Offense/Game	32nd	50th
INTs Thrown	6th	24th
Sacks Allowed	6th	70th
Points Allowed/Game	9th	22nd
Rushing Yards Allowed/Game	22nd	27th
Passing Yards Allowed/Game	85th	41st
Total Offense Allowed/Game	46th	14th
Interceptions by	85th	19th
Sacks By	65th	55th
Turnover Margin	t-36th	t-39th
Kickoff Return Avg.	t-51st	107th
Punt Return Avg.	9th	102nd
Fewest Penalties/Game	t-23rd	7th

2018 ACC STANDINGS	ACC	Overall
ATLANTIC DIVISION		
Clemson	1-0	4-0
Syracuse	1-0	4-0
Boston College	1-0	3-1
NC State	0-0	3-0
Louisville	0-1	2-2
Wake Forest	0-1	2-2
Florida St.	0-2	2-2
COASTAL DIVISION		
Virginia	1-0	3-1
Virginia Tech	1-0	2-1
UNC	1-0	1-2
Pitt	1-1	2-2
Duke	0-0	4-0
Miami	0-0	3-1
Georgia Tech	0-2	1-3

WEEK 5 ACC SCHEDULE	
UNC at Miami	8 p.m. (Thurs.), ESPN
Syracuse at Clemson	12 p.m., ABC
Temple at Boston College	12 p.m., ESPN2
BGSU at Georgia Tech	12 p.m. ACCNE
Virginia at NC State	12:20 p.m., ACCNE
Pittsburgh at UCF	3:30 p.m., ESPN2
Rice at Wake Forest	3:30 p.m., ACCNE
Florida State at Louisville	12 p.m., ESPN2
Virginia Tech at Duke	7 p.m., ESPN2

UPWARD MOBILITY:

With his 377 passing yards in the win at Marshall (a team which boasted an 83% winning percentage at home prior to the Wolfpack's visit), QB Ryan Finley has now moved into 4th place in school history in career passing yards. That yardage total was the second-highest single-game mark of his career.

With 7,633 aerial yards in his 29 games at NC State, Finley has passed Mike Glennon and is looking to overtake Russell Wilson for third place. He needs 913 yards in the remaining 8 games (plus hopefully a bowl game) to pass Wilson's third-place tally of 8,545 yards.

Finley is only the third ACC QB since 2000 to start a season with three straight games of 300-plus passing yards.

THIRD DOWN DOMINANCE:

After three games, NC State leads the ACC and ranks 4th in the FBS in third down conversions. The Wolfpack has converted on 24 of its total 41 third down attempts this season (59%).

With the ball in QB Ryan Finley's hands (either a pass or QB run), the Pack has converted 23 of 37 (62.1 percent) of its third downs this season. On third down, Finley is 24-of-34 for 343 yards with a pair of TDs.

Of Finley's 24 completions on third down plays, 21 of those netted a Wolfpack first down. In addition, he has carried the ball on three third down plays, and converted each run into a first down.

POINT(S) TO YOUTH:

71% of the NC State's scoring so far this season has come from players who had never scored prior to 2018. In all, 72 of the Pack's 102 points have come from first-time scorers. The only points scored by players with scoring experience prior to 2018 have been four rushing TDs by senior RB Reggie Gallaspy, Jr., and a TD grab by sophomore WR Emeka Emezie.

Freshman PK Christopher Dunn leads the Pack in scoring with 30 points (6-of-8 field goals, 12-of-12 extra points)-the 2nd-best mark in the ACC, while Gallaspy has 24 and redshirt-freshman Thayer Thomas has 12.

RB Brady Bodine, QB Matthew McKay, RB Trent Pennix, WR C.J. Riley and safety Jarius Morehead have all recorded their first TD this season.

ZONING OUT:

The Pack's inexperienced defense has been solid in the red zone this season, allowing just two touchdowns and four field goals in nine opponent trips inside the red zone. That .667 mark ranks 12th in the FBS.

FIRST DOWNS:

Three games into the 2018 season, NC State is accomplishing its goal of gaining positive yardage on first down plays. The Pack has run 98 first down plays in the first three games, and has averaged 6.3 yards gained on those plays.

With 98 first down plays run in the first three games of the season, only seven have gone for negative yardage, with only two being over -2 yards and the longest was -6. Against Georgia State, NC State's first down plays netted positive yardage on 31 of the 34 plays (one incomplete pass, two rushes for no gain).

QB Ryan Finley has completed 30-of-43 (.698) for 384 yards on first down plays, including 15 of 16 passing attempts for 180 yards against Georgia State. In addition, WR Thayer Thom-

FINLEY ON THIRD		
Game	3rd down Passing	Conversions
JMU	11-14, 167 yds	9
GSU	5-7, 48 yds	5
Marshall	8-13, 128 yds.	7
Totals	24-34, 343 yds.	21
Pct.	.706	.875

FIRST-TIME SCORERS			
Name, Pos.	Class	Points	
Chris Dunn, PK	Fr.	30	
Thayer Thomas, WR	RS-Fr.	12	
Trent Pennix, RB	Fr.	6	
C.J. Riley, WR	RS-So.	6	
Brady Bodine, RB	RS-Gr.	6	
Matt McKay, QB	RS-Fr.	6	
Jarius Morehead, SS	RS-Jr.	6	

ON FIRST DOWN					
Game	Plays	Tot. Yds	Pass	Rush	Avg. Gain
JMU	31	124	70	54	4.0
GSU	34	285	236	49	8.4
Marshall	33	207	134	73	6.3

2018 HONORS

ACC PLAYER OF THE WEEK

Jakobi Meyers Receiver, 9/4 (JMU)
 Thayer Thomas Rookie, 9/10 (Ga. State)
 Kelvin Harmon Receiver, 9/24 (Marshall)
 Jarius Morehead DB, 9/24 (Marshall)

PRESEASON WATCH LISTS

Garrett Bradbury, C Rimington Trophy
 Outland Trophy
 A.J. Cole, III, P Ray Guy Award
 Wuerffel Award
 Ryan Finley, QB Davey O'Brien Award
 Maxwell Award
 Walter Camp Player of the Year
 Johnny Unitas Golden Arm Award
 Manning Award
 Kelvin Harmon, WR Biletnikoff Award
 Germaine Pratt, LB Butkus Award

PRESEASON ALL-CONFERENCE

Ryan Finley, QB ACC Media
 Kelvin Harmon, WR ACC Media

TEAM CAPTAINS

(as selected by the players)

Garrett Bradbury, C
 Ryan Finley, QB
 Stephen Louis, WR
 Germaine Pratt, LB

LEADERSHIP COUNCIL

Cornerbacks: Chris Ingram, Nick McCloud
Safety/Nickel: Jarius Morehead, Dexter Wright (4)
Linebacker: Brock Miller, Germaine Pratt
Defensive Line: Eurndraus Bryant, Darian Roseboro, James Smith-Williams
Running Back: Brady Bodine, Reggie Gallaspay, Jr.
Tight End/Fullback: Dylan Autenrieth
Wide Receivers: Kelvin Harmon, Stephen Louis
Quarterbacks: Woody Cornwell, Ryan Finley
Offensive Line: Garrett Bradbury, Tyler Jones, Terronne Prescod
Specialists: A.J. Cole, III
Freshman: Devin Carter, WR, Chris Dunn, K, De'Von Graves, CB, Tanner Ingle, NIC, Devin Leary, QB, Alim McNeill, DL, Payton Wilson, LB, Camden Woods, TE

POSTGRADUATES

KYLE BAMBARD, PK
Sport Management '18

BRADY BODINE, RB
Biological Sciences '18

GARRETT BRADBURY, C
Business Supply Operations Management, '17

WOODY CORNWELL QB
Accounting '18

RYAN FINLEY, QB
Psychology, '16 (from Boise St.)
M.A. Liberal Studies, '18

DEONTÉ HOLDEN, DE
Business Marketing '17

BEN KAISER, OG

as also completed a 56 yard pass to RB Trent Pennix for 56 yards, coming on a first down play against Georgia State.

SMOOTH ROADS:

NC State head coach Dave Doeren is 4-1 in road games against non-Power 5 teams during his career at NC State. In those four victories, NC State has won by an average of 30.8 points.

In his career as a head coach, Doeren is 12-2 on the road against non-Power 5 teams. In two seasons at Northern Illinois (2011-12), Doeren's squads went 8-1 in such games.

THAYER HE GOES:

Two months ago, wide receiver Thayer Thomas was a walk-on who had never played a collegiate game. Now just three games into the 2018 season, he's not only earned himself a scholarship, but a spot in Wolfpack history as well.

With 114 yards on nine receptions in the 41-7 win over Georgia State, Thomas earned his first 100-yard game faster than any rookie receiver in school history. In 1972 - the first year that freshmen were allowed to play NCAA football, freshman split end Don Buckley had a 100-yard game in Game 3.

Thomas, who also threw a 56-yard pass in the win, is the first Wolfpack player since 1982 (WR Ricky Wall) to score at least one receiving touchdown in each of the first two games of his Wolfpack career.

Thomas touched the ball twice in the season opener. The first time was on a punt return early in the second quarter, which he took 40 yards to the JMU 38 yardline. That was the first return of his career. Five plays later, he had the first reception of the year. This one, he took 16 yards to the endzone for the Wolfpack's first touchdown of the season.

Thomas was named the ACC Rookie of the Week following the win over Georgia State.

MEYERS ON FIRE, MEYERS ON ICE:

Receiver Jakobi Meyers not only posted career high numbers in the season opener, he posted some of the best receiving marks in school history. With 14 receptions for 161 yards, the redshirt junior bettered his previous career bests of 10 catches and 112 yards (set vs. Wake Forest in 2017).

His reception total was the third-highest mark in school history, trailing only the leading receivers in school history, Jaylen Samuels and Torry Holt - who each turned in 15-catch performances. His yardage total was the best mark in an opener in school history.

Meyers played most of the second half with a bum ankle, but still had 5 grabs for 73 yards in the last two quarters. It was his fourth career 100-yard game, tied for the No. 8 mark in school history in that category. He earned a coach's grade of 98% for the contest.

Because of that bad ankle, he missed the Georgia State game, but came back to play 33 snaps versus Marshall.

THE 300-YARD MAN:

QB Ryan Finley has opened the season with three straight 300+ yard passing games - including the second-highest tally of his career last week at Marshall (377 yards).

The graduate student posts the fourth-highest passing yardage average in the FBS for 2018 and now has 13 300-yard passing games in his 29-game career at NC State. That means he's thrown for 300+ yards in 45% of the contests he's played at State.

ROAD WARRIORS

Year	Opponent	Result
2014	USF	W, 49-17
2015	Old Dominion	W, 38-14
2015	South Alabama	W, 63-13
2016	East Carolina	L, 30-33
2018	Marshall	W, 37-20

SINGLE-GAME RECEPTION RECORDS

Name	Yards	Rec.
Jaylen Samuels, S. Carolina, 2017	85	15
Torry Holt, Wake Forest, 1998	179	15
Jakobi Meyers, JMU, 2018	161	14
Jerricho Cotchery, Kansas, 2003	171	13

300-YARDERS

Name	Career Starts	300-yd Games	Pct.
Philip Rivers, 2000-03	51	19	.373
Ryan Finley, 2016-pres.	29	13	.448
Russell Wilson, 2008-10	38	12	.316
Mike Glennon, 2009-12	26	8	.307

RYAN FINLEY

IN THE WOLFPACK CAREER STATS

PASSING YARDS

Rk	Name	Yds
1.	Philip Rivers, 2002-03	13,484
2.	Jamie Barnette, 1996-99	9,461
3.	Russell Wilson, 2008-10	8,545
4.	Ryan Finley, 2016-pres.	7,633
5.	Mike Glennon, 2009-12	7,411
6.	Terry Harvey, 1991, 93-995	5,925
7.	Shane Montgomery, 1987-89	5,298
8.	Jacoby Brissett, 2014-15	5,268
9.	Erik Kramer, 1985-86	4,602
10.	Dave Buckey, 1972-75	4,286

PASSING TOUCHDOWNS

Rk	Name	TDs
1.	Philip Rivers, 2000-03	95
2.	Russell Wilson, 2008-10	76
3.	Mike Glennon, 2009-12	63
4.	Jamie Barnette, 1996-99	59
5.	Jacoby Brissett, 2014-15	43
6.	Ryan Finley, 2016-pres.	40
7.	Terry Harvey, 1991, 93-95	38
8.	Shane Montgomery, 1987-89	31
9.	Erik Kramer, 1985-86	30
10.	Dave Buckey, 1972-75	22

INTERCEPTION AVOIDANCE

Rk	Name	Att.	INT	Pct.
1.	Jacoby Brissett, 2014-15	765	11	1.44
2.	Ryan Finley, 2016-pres.	1,002	15	1.49
3.	Philip Rivers, 2000-03	1,710	34	1.99
4.	Russell Wilson, 2008-10	1,180	26	2.20
5.	Mike Glennon, 2009-12	1,069	31	2.90
6.	Terry Jordan, 1989-92	504	15	2.98
7.	Jose Laureano, 1995-96	160	5	3.13
8.	Jamie Barnette, 1996-99	1,243	40	3.22
9.	Pete Thomas, 2013	247	9	3.64
10.	Terry Harvey, 1991-94	793	30	3.78

TOTAL OFFENSE

Rk	Name	Rush	Pass	Tot
1.	Philip Rivers, 2000-03	98	13,484	13,582
2.	Jamie Barnette, 1996-99	177	9,461	9,638
3.	Russell Wilson, 2008-10	1,083	8,545	9,628
4.	Ryan Finley, 2016-pres.	293	7,633	7,926
5.	Mike Glennon, 2009-12 (280)	7,411	7,131	
6.	Jacoby Brissett, 2014-15	899	5,268	6,167
7.	Terry Harvey, 1991, 93-95 (79)	5,925	5,846	
8.	S. Montgomery, 1988-89 (143)	5,298	5,155	
9.	Ted Brown, 1975-78	4,602	202	4,804
10.	Dave Buckey, 1972-75	501	4,286	4,787

YARDS PER PLAY (TOTAL OFFENSE)

Rk	Name	Yds	Plays	Avg.
1.	Philip Rivers, 2000-03	13,582	1962	6.92
2.	Ryan Finley, 2016-pres.	7,926	1,153	6.87
3.	Jacoby Brissett, 2014-15	3,135	494	6.35
4.	Russell Wilson, 2008-10	9,628	1,542	6.24
5.	Mike Glennon, 2009-12	7,131	1,145	6.23

PASSING EFFICIENCY

Rk	Name	Rating
1.	Philip Rivers, 2000-03	144.16
2.	Ryan Finley, 2016-pres.	138.04
3.	Jacoby Brissett, 2014-15	133.39
4.	Russell Wilson, 2008-10	135.47
5.	Dave Buckey, 1972-75	133.12

U of WHO?

#QBU?

In 2017, NC State became only the fourth school in history to boast four NFL starting quarterbacks during the same season. For four weeks, a quartet of Wolfpack alums were the starting signal callers for their respective teams: Mike Glennon (Chicago Bears), Philip Rivers (Los Angeles Chargers), Russell Wilson (Seattle Seahawks) and Jacoby Brissett (Indianapolis Colts).

The Wolfpack joined Miami (1993 with Craig Erickson, Jim Kelly, Bernie Kosar and Vinny Testaverde), Michigan (2004 with Tom Brady, Brian Griese, Chad Henne and John Navarre) and USC (2009 with Matt Leinart, Matt Cassell, Carson Palmer and Mark Sanchez) as the only school ever to have four alums starting at QB in the same NFL season.

For the 2017 season, the Wolfpack's four NFL QBs combined to start 51 games - a new NFL record for starts in a season by alums from one school.

- OR -

#DLineU?

Quarterbacks, schmaurterbacks.

With four defensive linemen selected in the top four rounds of the 2018 NFL Draft, the Wolfpack isn't just known for its NFL quarterbacks any more.

In addition to those four (Bradley Chubb, B.J. Hill, Justin Jones and Kentavious Street) two other former Wolfpack d-linemen were on NFL rosters in camp: T.Y. McGill (who has since been cut) and J.R. Sweezy (plays OG in the NFL). NC State's last four first-round draft picks have all been defensive linemen: Bradley Chubb, John McCargo, Manny Lawson and Mario Williams.

In Wolfpack history, only Philip Rivers (19 from 2000-03) has turned in more 300-yard games.

TRIPLE DIGIT GAMES:

Since the beginning of the 2016 season (29 games), the Wolfpack has turned in 35 100-yard performances on offense (13 individual 100-yard rushers and 23 individual 100-yard receivers). That's almost *double* the number from the previous 38 games, as between 2013-15 there were just 18 such outings.

100/300

Category	'13	'14	'15	'16	'17	'18	Totals
Rushing	3	2	7	8	5	0	35
Receiving	3	1	0	8	11	4	27
Passing (300)	1	1	0	4	6	3	15
Totals	7	4	7	20	22	7	77

In Dave Doeren's first three seasons at NC State, the Wolfpack had five total individual 100-yard receiving games. Five ... in three years. That number turned around in 2016 when the offense turned in eight 100-yard games. Last season, that tally was up to 11 - tying a school record. Meanwhile, Wolfpack players rushed for 100+ yards 12 total times in the three seasons between 2013-15, and have done it 13 times in the past two seasons.

In terms of passing, NC State's quarterbacks turned in just two total 300-yard games in the three seasons between 2013-15, but in the past 29 games (2016-18), Ryan Finley has posted 13 300-yard games.

FAITHFUL FOLLOWERS:

Wolfpack Nation has a well-deserved reputation as being one of the most passionate fanbases in the country. NC State fans purchased the fifth-highest number of season tickets in school history prior to the 2018 season.

In fact, four of the top six season ticket sales marks in school history have come during the Dave Doeren era - including the school record in 2016.

SEASON TICKET SALES

Rk	Year	Tickets
1.	2016	36,570
2.	2007	35,156
3.	2015	35,138
4.	2008	34,910
5.	2018	34,727
6.	2013	34,705

FIRST-TIMERS:

26 players have seen their first action in Wolfpack uniform this season, including 19 in the season opening victory over FCS powerhouse James Madison.

The season tally includes 12 true freshmen, 10 redshirt freshmen and four transfers.

IN THE WOLFPACK CAREER STATS

RECEPTIONS

Rk	Name	#
1.	Jaylen Samuels, 2014-17	202
2.	Jerricho Cotchery, 2000-03	200
3.	Torry Holt, 1995-98	191
4.	Eddie Goines, 1991-94	147
5.	Bryan Peterson, 1999-02	139
6.	Jarvis Williams, 2007-10	133
7.	Nasrallah Worthen, 1984-88	131
8.	Owen Spencer, 2007-10	126
	George Bryan, 2008-11	126
11.	Tramain Hall, 2002-05	125
11.	Chris Coleman, 1996-99	122
12.	Mike Quick, 1978-81	116
13.	Kelvin Harmon, 2016-pres.	114

RECEIVING YARDS

Rk	Name	#
1.	Torry Holt, 1995-98	3,379
2.	Jerricho Cotchery, 2000-03	3,119
3.	Owen Spencer, 2007-10	2,441
4.	Eddie Goines, 1991-94	2,351
5.	Nasrallah Worthen, 1984-88	2,247
6.	Mike Quick, 1978-81	1,934
7.	T.J. Williams, 2002-05	1,916
8.	Koren Robinson, 1999-00	1,914
9.	Chris Coleman, 1996-99	1,909
10.	Bryan Peterson, 1999-02	1,894
11.	Kelvin Harmon, 2016-pres.	1,791
12.	Jaylen Samuels, 2014-17	1,764
13.	Jarvis Williams, 2007-10	1,764

100-YARD RECEIVING GAMES

Rk	Name	#
1.	Jerricho Cotchery, 2000-03	15
2.	Torry Holt, 1995-98	14
	Koren Robinson, 1999-00	14
4.	Kelvin Harmon, 2016-pres.	9
4.	Eddie Goines, 1991-94	8
6.	Nas Worthen, 1984-88	6
7.	Owen Spencer, 2007-10	5
8.	Stephen Louis, 2014-pres.	4
	Jakobi Meyers, 2016-pres.	4
	Chris Coleman, 1996-99	4
	Jimmy Grissett, 1993-96	4
	Mike Guffie, 1992-95	4

YARDS PER CATCH

Rk	Name	Rec.	Yds	Avg.
1.	Owen Spencer, 2007-10	126	2,441	19.37
2.	Elijah Marshall, 1974-77	65	1,196	18.40
3.	Pat Kenney, 1970-72	63	1,145	18.17
4.	Torry Holt, 1996-98	191	3,379	17.69
5.	Koren Robinson, 1999-00	110	1,914	17.40
6.	Nasrallah Worthen, 1984-88	131	2,247	17.15
7.	Don Buckley, 1972-75	102	1,734	17.00
8.	Stephen Louis, 2014-pres.	84	1,423	16.94
9.	Quintin Payton, 2010-13	85	1,598	16.76
10.	Danny Peebles, 1985-88	65	1,086	16.71

Freshmen: RB Tyler Baker-Williams, DE Joe Boletepeli, DB Malik Dunlap, PK Christopher Dunn, DL Derrick Eason, CB De'Von Graves, LB C.J. Hart, NIC Tanner Ingle, DT Alim McNeill, RB Trent Pennix, RB Ricky Person, CB Teshawn Smith

RS - Freshmen: TE Adam Boselli, TE Damien Darden, WR Max Fisher, DT Grant Gibson, DT Ibrahim Kante, QB Matt McKay, LB Isaiah Moore, RB Nakia Robinson, OG Bryson Speas, WR Thayer Thomas

Transfers: TE Cary Angeline, NIC Stephen Griffin, CB Kishawn Miller, DT Larrell Murchison

GOOD STARTS:

12 players have started their first career games so far this season (nine in the season opener), including two true freshmen (NIC Tanner Ingle and PK Christopher Dunn) and four redshirt freshmen (TE Damien Darden, LB Isaiah Moore, WR Thayer Thomas & LB Louis Acceus).

Although 17 of the 24 starters in Game 1 were juniors or seniors, four of those upperclassmen were starting their first career contest, including defensive linemen Eurndraus Bryant (Sr.), Larrell Murchison (RS-Jr.), and James Smith-Williams (RS-Jr.), as well as CB Kishawn Miller (Jr.).

DEEP AT WIDE:

Much attention has been paid to the Wolfpack's starting three receivers: Stephen Louis, Kelvin Harmon and Jakobi Meyers. That makes sense, as each of the three have etched his names in the Wolfpack record books at receiver.

But the Pack boasts quality depth at that position as well. Sophomore Emeka Emezie got his career start in the win over JMU, pulling down a career-high tying five catches for 60 yards. Speedy RS - sophomore C.J. Riley scored his first career touchdown in the contest (one of four catches for the day), as did RS - freshman Thayer Thomas, who scored the first TD of the season for the Wolfpack. Thomas started Game 2 while Meyers was out with an injury.

NO RETURNS:

For the past three seasons, the speedy Nyheim Hines led the Wolfpack in kick returns, posting marks that ranked in the top five in school history in two of those three campaigns. Last season, he also led the Pack in punt returns. But Hines, who finished his career ranked third in school history in career all-purpose yardage, now plays for the Indianapolis Colts.

With Hines' departure, only two players entering the season had ever returned a kick in a college game (Maurice Trowell had 2 returns for 57 yards and Reggie Gallaspy had 1 for 11). No 2018 returnees had ever returned a punt before the season opener.

Trowell has handled the kick returns for the Wolfpack this season, while Thayer Thomas is the leader at punt returner. After Thomas went out with an injury in the win at Marshall, Jakobi Myers and

THREE DEGREES ABOVE:

In addition to his success on the field, Ryan Finley may hold the distinction of being the most educated player in the nation for 2018.

The Wolfpack quarterback enters his final season with three academic degrees: a B.A., a Master's and a graduate certificate. He is the only player from a Power 5 school who will enter the 2018 season with a Master's degree already in hand and one of only three in the FBS.

MASTER'S OF THE FBS

Name	Undergrad/Master's Degree
Ryan Finley, NCSU	psychology liberal studies
Quinn Shanbourn, N. Texas	integrated studies kinesiology
Brent Stockstill, MTSU	leisure/sports tourism leisure/sports tourism

TURNOVER TALE:

SPOILER ALERT!

When the Wolfpack holds on to the football, it usually wins games. Since 2014, Dave Doeren's second year with the program, the Wolfpack posts a 21-5 record when it wins the turnover battle, is 11-2 when it breaks even and is 2-14 when turning the ball over more than the opponent.

The Pack has won its last 11 games when it had the same or less miscues than the opposition.

TURNOVER TALE UNDER DOEREN

TO	2013	2014	2015	2016	2017	2018	Totals
+4	0-0	0-0	0-1	0-0	0-0	0-0	0-1
+3	1-0	1-0	1-0	0-0	2-0	0-0	5-0
+2	1-0	2-1	2-1	1-1	2-0	1-0	9-3
+1	0-2	3-0	1-0	2-1	3-0	0-0	9-3
E	0-3	2-0	2-1	3-1	2-0	2-0	11-5
-1	0-3	0-3	1-2	1-2	0-3	0-0	2-13
-2	1-1	0-0	0-1	0-1	0-1	0-0	1-4
-4	0-0	0-1	0-0	0-0	0-0	0-0	0-1
Tot.	3-9	8-5	7-6	7-6	9-4	3-0	37-30

IN THE WOLFPACK CAREER STATS		
PUNTS		
Rk	Name, Years	Punts
1.	Wil Baumann, 2011-14	266
2.	Austin Herbert, 2000-03	226
3.	John Deraney, 2003-06	208
4.	Johnny Evans, 1974-77	185
5.	A.J. Cole, 2015-pres.	179
6.	Dave Houtz, 1961-63	166
7.	Jim Donnan, 1965-67	160
8.	Marty Martinussen, 1982-84	150
9.	Preston Poag, 1988-90	146
10.	Tim Kilpatrick, 1989-92	132
PUNTING YARDS		
Rk	Name	Yds
1.	Wil Baumann, 2011-14	10,868
2.	Austin Herbert, 2000-03	8,922
3.	John Deraney, 2003-06	8,366
4.	Johnny Evans, 1974-77	8,143
5.	A.J. Cole, 2015-pres.	7,524
6.	Dave Houtz, 1961-63	6,035
7.	Marty Martinussen, 1982-84	5,877
8.	Preston Poag, 1988-90	5,847
9.	Jim Donnan, 1965-67	5,837
10.	Craig Salmon, 1984-85, 1987	5,137
PUNTING AVERAGE		
Rk	Name	Avg
1.	Johnny Evans, 1974-77	44.0
2.	Kelly Hollodick, 1985-86	42.6
3.	Craig Salmon, 1984-85, 87	41.4
4.	Leslie Palmer, 1946-47	42.1
5.	A.J. Cole, 2015-pres.	42.0
6.	Ron Skosnik, 1964	41.2
7.	Wil Baumann, 2011-14	40.9
8.	John Deraney, 2003-06	40.2
	Calvin Warren, 1980-81	40.2
10.	Preston Poag, 1988-90	40.1
PATs		
Rk	Name	PATs
1.	Niklas Sade, 2011-14	167
2.	Josh Czajkowski, 2008-10	119
3.	Mike Cofer, 1982-86	97
	Damon Hartman, 1988-91	97
5.	Adam Kiker, 2000-03	94
6.	Steve Videtich, 1992-94	93
7.	Kyle Bamard, 2015-pres.	92
8.	John Deraney, 2003-96	84
9.	Ron Sewell, 1972-73	81
	Nathan Ritter, 1978-80	81

PICK YOUR POISON:

A hallmark of a Dave Doeren football team has been offensive balance. In the past two seasons under offensive coordinator Eliah Drinkwitz, the numbers have been virtually equal.

In 2016 and 2017 combined, the Wolfpack rushed the ball 1,000 times (52%) and passed 923 times (48%).

In 2018, however, the numbers were scewed toward the pass as the Pack has struggled to get its rushing game going (the Wolfpack has lost a 1,000-yard rusher to the NFL each of the past two years). So far in 2018, the Pack has 60 rush attempts and 82 pass attempts.

BALANCE

Year	Rush Att	Pct.	Pass Att	Pct.	Diff
2016	504	.535	438	.465	.070
2017	496	.505	485	.494	.020
2018	96	.440	122	.560	.150
Totals	1,096	.512	1,045	.488	0.24

SAFETIES IN NUMBERS:

Although the Wolfpack defense lost eight starters from a year ago, the two safety slots returned not one, not two, not three, but *FOUR* players who started last season.

Dexter Wright, now a senior, was the starting free safety heading into the '17 season, but was injured in the season opener, missed the next three games and was slowed through much of the season. Then-redshirt freshman Tim Kidd-Glass stepped up and started 10 of the next 12 contests at that position.

At strong safety, Jarius Morehead was the season-long starter, although another RS-freshman, Isaiah Stallings, started Game 2. Morehead and Wright got the nod for the Wolfpack in the 2018 season opener.

TRANSFERENCE: Obviously, the Wolfpack has benefitted greatly from the talents of one transfer, as quarterback Ryan Finley is entering his third year as a starter. But in 2018, other transfers are making an impact on NC State's fortunes.

Two transfers started the season opener: DT Larrell Murchison (who redshirted with the Wolfpack last season) and CB Kishawn Miller. Nickel Stephen Griffin also saw action.

One other transfer who could see significant playing time this season is tight end Cary Angeline. The RS-sophomore began his career at Southern Cal, but wasn't available until the Marshall game due to NCAA transfer rules. He started that Wolfpack victory, playing 38 snaps.

RUNNING BACK ROULETTE:

There were a couple of days during 2018 fall camp when the only running backs working out with position coach Des Kitchings were a safety and a nickel. Starter Reggie Gallaspy, RS-freshman Nakia Robinson and true freshmen Ricky Person, Jr., and Trent Pennix ALL missed valuable time during fall camp with injuries, forcing the staff to move nickel Stephen Morrison and freshman Tyler Baker-Williams, who started camp as a safety, to the position.

Although none of the injuries are long-term, it did make for an interesting camp. Gallaspy, who has been NC State's second-leading rusher to an 1,000-yard rusher each of the past two seasons, started the season opener, while Person, Pennix and Baker-Williams all saw action. Baker-Williams moved back to the safety following the win over JMU.

Freshman Trent Pennix showed that he is healthy and ready for action in the win over Georgia State, scoring a touchdown and catching another 56-yard pass.

DOEREN IT RIGHT:

The Wolfpack gained national notoriety when seven members of the 2017 squad were drafted by the NFL - a school record and the second-highest tally in the country only behind Alabama. That number was impressive, but what was even more impressive is that of those seven players drafted (plus four others who are in NFL camps), only one was a four-star recruit coming out of high school.

Player development has been a hallmark of head coach Dave Doeren's tenure at NC State and last year in year 5, that development began to really show. His 2017 squad posted nine wins for the season - a mark that tied as the third-highest in school history and was the highest since 2002. The squad's six ACC victories tied a school record and was the most in 23 years. His teams have qualified for four consecutive bowl games and he could become only the second coach in school history to

SAFETY STARTS

Name, Year	Career GP-GS	2017 Starts	2018 Starts
Dexter Wright, Sr.	31-4	3	3
Jarius Morehead, R-Jr.	26-13	12	3
Tim Kidd-Glass, R-So.	13-9	9	0
Isaiah Stallings, R-So.	12-1	1	0

NC STATE'S RECORD ...		
	2018	UNDER DOEREN
WHEN PLAYING IN		
August	0-0	2-0
September	3-0	18-4
October	0-0	5-13
November	0-0	9-12
December	0-0	3-1
Total	3-0	37-30
IN ACC PLAY		
At home	0-0	6-14
On the road	0-0	9-11
Neutral	0-0	0-0
Total	0-0	15-25
IN NON-CONFERENCE PLAY		
At home	2-0	15-1
On the road	1-0	4-2
Neutral (includes bowls)	0-0	3-3
Total	3-0	22-5
VS. AP RANKED OPPONENTS		
At home	0-0	1-5
On the road	0-0	1-5
Neutral	-	-
Total	0-0	2-9
IN GAMES		
Decided by 3 pts. or less	0-0	3-1
Decided by 7 pts. or less	0-0	7-8
Decided by 14 pts. or more	1-0	24-18
Decided by 28 pts. or more	1-0	11-4
Leading at halftime	3-0	32-4
Leading after 3 quarters	3-0	32-2
Tied at halftime	0-0	1-4
Tied after 3 quarters	0-0	1-0
WHEN SCORING		
Less than 20 points	0-0	2-16
20-29 points	1-0	6-9
30-39 points	1-0	14-3
40+ points	1-0	15-2
WHEN ALLOWING		
Less than 10 points	1-0	6-0
10-19 points	0-0	15-0
20-29 points	1-0	14-10
30+ points	0-0	2-20
WITH		
Less than 400 yds total offense	1-0	7-20
400-499 yds total offense	0-0	20-5
500+ yds total offense	2-0	10-5
Less than 100 yards rushing	1-0	1-8
100-199 yards rushing	2-0	16-17
200+ yards rushing	0-0	20-4
100-yard rusher	0-0	17-7
100-yard receiver	3-0	13-10
Less than 200 yards passing	0-0	9-6
200-299 yards passing	0-0	17-16
300-399 yards passing	3-0	11-7
400+ yards passing	0-0	0-1
300-yard passer	3-0	8-7
400-yard passer	0-0	0-1
No turnovers	0-0	15-2
Less turnovers than opponent	1-0	23-7
Winning Time of Possession	2-0	29-18
WHEN ALLOWING		
less than 200 total yards	0-0	5-0
200-299 total yards	0-0	9-1
300-399 total yards	3-0	16-8
400+ total yards	0-0	7-21
less than 100 yards rushing	1-0	19-3
100+ yards rushing	1-0	16-25
less than 100 yards passing	0-0	3-3
101-200 yards passing	1-0	15-8
300+ yards passing	0-0	7-7

take teams to five straight in 2018.

Doeren's players aren't just prepared for the NFL. During his tenure 155 members of his team have graduated and NC State's graduation success rate for football is at an all-time high (74%) and has risen each of the past four years. The Wolfpack has boasted 23 Academic All-ACC performers under Doeren.

NO. 1:

Since 2014, NC State head coach Dave Doeren has honored a member of the Wolfpack squad by giving them the No. 1 jersey. For 2018, graduate wide receiver Stephen Louis, who has also been elected a team captain, has donned that special number.

Louis, who graduated in December of 2017 and missed the season opener with an injury, entered his final season with 1,333 career receiving yards – one of the top marks in school history - while his 16.87 career yards per catch mark ranks ninth on the all-time list. After sitting out the 2015 season following surgery on both shoulders, Louis was named the winner of the 2016 Ken McNeill Iron Wolf Award, given annually to the player who makes the strongest comeback from injury.

“Day in, day out, Steph epitomizes what 1Pack1Goal is all about,” said Doeren. “He is an excellent leader and teammate who gives his best every time he steps on the field, in the weight room or in the meeting room.”

Louis missed game 1 with a hamstring injury and after coming back for Game 2, was helped off the field late in the game after a hard hit.

Two-time All-ACC all-purpose back Jaylen Samuels wore No. 1 in 2016 and 2017, while senior Hakim Jones was honored in 2015. Safety Jarvis Byrd, who had come back from three torn ACLs to play his senior campaign, wore No. 1 for the 2014 season.

CENTER STAGE:

Graduate Garrett Bradbury always expected to follow in his dad's footsteps. Tim Bradbury played tight end at Eastern Washington (he was Jim McElwain's roommate). After finishing his high school career with a state title (NC Independent schools), the younger Bradbury was rated the No. 54 tight end in the country (ESPN). He was recruited by some smaller schools to play on the offensive line, but he knew that his future was playing tight end.

He arrived on campus in June of 2014, weighing in at 250 lbs. He redshirted his first season at TE, missed workouts the following spring due to an injury and then moved over to the offensive line during fall camp. After being injured in the 2015 season opener, he missed a few games, then played sparingly for the remainder of the season, mainly on special teams.

Flash ahead to his redshirt sophomore season (2016), when the Charlotte native took the field and has basically never come off it since.

After playing just 36 snaps from scrimmage in his first two years, Bradbury, who now weighs in at 300 lbs., has now started 29 straight games and played in 2,075 snaps since 2016. He started every game of 2016 at left guard before moving to center prior to the 2017 campaign.

In his first year at that spot, he played 1,000 snaps (98% of the total) and was a first-team All-ACC choice (ACSMA). In just his second year at the position, he's been named to the 'watch' list for the Rimington Trophy as well as the Outland Trophy.

UNFORESEEN CIRCUMSTANCES:

The Wolfpack was scheduled to host then-No. 14 West Virginia on Sept. 15, but the game was cancelled on Tuesday, Sept. 11 due to the impending arrival of Hurricane Florence. It marked only a few times in NC State history that games had been cancelled or postponed.

In 2001, ironically, the Pack was scheduled to play on Sept. 15 and the game was cancelled not on, but by, Sept. 11. The terror attacks in New York and Washington, D.C. caused the postponement of the game vs. Ohio to later in the season.

WHO'S NO. 1?

Year	Name, Pos.
2014	Jarvis Byrd, CB
2015	Hakim Jones, SAF
2016	Jaylen Samuels, TE
2017	Jaylen Samuels, TE/H
2018	Stephen Louis, WR

ACC FOOTBALL TELECONFERENCE

The head football coaches teleconference will take place on Wednesdays beginning August 29, and conclude on Wednesday, Nov. 21.

Teleconference Schedule:

- 10:40 am Bronco Mendenhall
Virginia
 - 10:50 am Dabo Swinney
Clemson
 - 11:00 am Bobby Petrino
Louisville
 - 11:10 am Dino Babers,
Syracuse
 - 11:20 am Larry Fedora
UNC
 - 11:30 am Paul Johnson
Georgia Tech
 - 11:40 am Willie Taggart
Florida State
 - 11:50 am Justin Fuente
Virginia Tech
 - 12:00 pm Dave Clawson
Wake Forest
 - 12:10 pm Pat Narduzzi
Pitt
 - 12:20 pm Steve Addazio
Boston College
 - 12:30 pm David Cutcliffe
Duke
 - 12:40 pm Dave Doeren
NC State
 - 12:50 pm Mark Richt
Miami
- Media Dial In: 877-256-5211

Transcripts of the teleconference will be available on theACC.com.



Wolfpack Weekly with Dave Doeren, the weekly radio show featuring NC State's head coach, staff and players, is broadcast weekly on the statewide Wolfpack Sports Network. The show is hosted by Honest Abe's Kitchen & Bar in Wade Park, just off of Edwards Mill Road.

- Aug. 22 (Wed.): Strength & Conditioning
- Aug. 29 (Wed.): Captains
- Sept. 5 (Wed.): Safeties
- Sept. 12 (Wed.): Wide receivers
- Sept. 18 (Tues): Cornerbacks
- Sept. 26 (Wed.): Tight ends
- Oct. 3 (Wed.): Linebackers
- Oct. 10 (Wed.): Coordinators
- Oct. 17 (Wed.): Running backs
- Oct. 24 (Wed.): Offensive line
- Oct. 31 (Wed.): Nickels
- Nov. 6 (Tues.): Specialists
- Nov. 14 (Wed.): Quarterbacks
- Nov. 20 (Tues.): Defensive Line

On Nov. 22, 1963, the Wolfpack played Wake Forest in the regular season finalé just hours after John F. Kennedy was shot and killed in Dallas.

In 1952, the Wolfpack's annual rivalry game against UNC was canceled because of an outbreak of polio in Chapel Hill. UNC was also supposed to play Georgia during the outbreak, so NC State and Georgia hastily scheduled a replacement game at NC State's Riddick Stadium in Raleigh. Georgia won the game 49-0.

In 1918, after opening with a 54-0 win over Guilford, the United States' entrance into World War I meant the team lost 25 players (7 starters) to the military service's officers training school. At the same time, a dangerous Spanish flu epidemic on campus, which caused 13 deaths on campus, caused the season to be reduced to four games.

THE SWOLE PATROL:

Every summer, the strength and conditioning staff, led by former Pack linebacker Dantonio Burnette, selects the young men who are their top performers during the offseason program.

It's no surprise that three of the award winners for 2018 were also chosen as team captains.

WR Stephen Louis and LB Germaine Pratt won the Alpha Wolf Award for leadership. The Iron Wolf Award, which is given to the top performer in the offseason program, was awarded to C Garrett Bradbury and DE James Smith-Williams.

COLE ON A ROLL:

Punter A.J. Cole, III, is now only the fourth punter in Wolfpack history who has started all four years of his career. Among those four punters, Cole posts the second-best career average with a 42.0 yards per punt mark.

Cole posts the fifth-best marks in school history for career punts (179) and yards (7,524).

More importantly, his 42.0 yard average is the fifth-best mark in school history as well.

FOUR-YEAR STARTERS AT PUNTER

Name	Year	Punts	Punt Yds	Avg.
Johnny Evans	1974-77	185	8,143	44.0
A.J. Cole, III	2015-pres.	179	7,524	42.0
Austin Herbert	2000-03	226	8,992	39.5
Wil Baumann	2011-14	266	10,868	40.8

Cole leads all returning ACC punters in punts and yards. A third-team All-ACC performer last season, Cole ranked 25th in the FBS in punt average (fifth in the ACC) in 2017.

Off the field, he was named to the Allstate AFCA Good Works Team, which recognizes community service. He was an Academic All-ACC performer and was named to the AllState AFCA GoodWorks team.

He has spent his last five spring breaks serving in Kenya.

NO. 3 FOR 1,000:

Heading into 2017, only three different receivers in NC State history had ever gone over the 1,000-yard mark for a season. Consensus All-American Torry Holt and long-time NFL player Jerricho Cotchery each did so twice, while Koren Robinson posted one 1,000-yard campaign.

Last year, No. 2 Kelvin Harmon became the fourth, gaining 1,017 yards on 69 catches. He joined Robinson as only the second Wolfpack sophomore ever to cross that threshold.

Harmon turned in six 100-yard games last season, the fourth-highest single-season tally in school history. Of his 69 catches, 17 were for 20+ yards and 18 were for 10-19 yards.

The junior now has nine 100-yard receiving games for his career after turning in 129 yards against Georgia State and 150 against Marshall. That's the fourth-best mark in school history.

CARING COFFEE:

On Monday mornings throughout the 2018 will begin with something special for the Wolfpack football staff. Dave Doeren and his wife Sara have partnered with 321 Coffee to set up a "pop-up" coffee shop outside the coaches' offices in the Murphy Football Center.

Started by four NC State students, 321 Coffee is a pop-up coffee shop operated by individuals with developmental and intellectual disabilities ("321" is representative of Down Syndrome -- the 3rd copy of the 21st Chromosome.).

The mission of 321 Coffee is to provide a meaningful volunteer work experience for adults with special

1,000-YARD RECEIVERS

Rk.	Name	Year	Rec.	Yds.
1.	Torry Holt,	1998	88	1,604
2.	Jerricho Cotchery,	2003	86	1,369
3.	Jerricho Cotchery,	2002	67	1,192
4.	Torry Holt,	1997	62	1,099
5.	Koren Robinson,	2000	62	1,061
6.	Kelvin Harmon,	2017	69	1,017

needs, and to give the staff a chance to interact with the special needs community.

PACKed DRAFT:

NC State set a school record with seven draft picks in 2018. That mark ranked second nationally only to national champion Alabama.

Here's a look at the Pack's 2018 picks:

Name, Pos.	Team	Rd.	Pick
Bradley Chubb, DE	Denver	1	5
B.J. Hill, DT	NY Giants	3	69
Justin Jones, DT	LA Chargers	3	84
Nyheim Hines, RB	Indianapolis	4	104
Kentavius Street, DE	San Francisco	4	128
Will Richardson, OT	Jacksonville	4	129
Jaylen Samuels, H	Pittsburgh	5	165

REAL WORLD WEDNESDAYS:

One of key components of 1Pack1Goal is to prepare the Wolfpack for life after football. For the past three years, Real World Wednesdays have helped achieve this goal.

During Wednesday team meetings throughout the offseason, speakers have come in to present a variety of topics, including:

- domestic violence
- dealing with law enforcement
- drug abuse
- proper dress attire
- interview skills
- dining etiquette
- agents and runners
- money management

Former athletes from a variety of sports have come back to tell about their experiences as well.

A PLUMBER PUNTER FROM DOWN UNDER:

One of the most interesting stories on the 2018 squad is that of Mackenzie Morgan. The 24-year-old freshman punter from Perth, Australia, committed to the Pack in July and by August was traveling 30 hours to join his new team for fall camp.

Morgan comes from the ProKick Australia program, which transitions Australian kickers, punters and athletes to American football and boasts five Ray Guy Award winners as alums. But before beginning at ProKick, he served a four-year plumbing apprenticeship.

Morgan, who had never kicked in a live drill against a rush before joining the Pack, says he looks forward to learning from the Wolfpack's four-year starter, A.J. Cole, and adapting to the program and system.



At NC State University, we create prosperity for North Carolina and the nation. We began as a land-grant institution grounded in agriculture and engineering. Today, we're a pre-eminent research enterprise that excels across disciplines.

NC State is a powerhouse in science, technology, engineering and math. We lead in agriculture, education, textiles, business and natural resources management. We're at the forefront of teaching and research in design, the humanities and the social sciences. And we're home to one of the world's best colleges of veterinary medicine.

Our more than 34,000 undergraduate and graduate students learn by doing. They pursue original research and start new companies. They forge connections with top employers and serve communities local and global. Through it all, they enjoy an outstanding return on investment.

Each year, NC State adds \$6.5 billion to the statewide economy, equivalent to creating more than 90,000 new jobs.

WOLFPACK STORYLINES

Brady Bodine (RB, Gr.): Born at Camp LeJeune and son of Marine. Lt. Col. Wayne Bodine joined the U.S. Marine Corps, who has served four one-year deployments in Afghanistan and Iraq.

Adam Boselli (TE, RS-So.): Son of former NFL All-Pro Tony Boselli, the No. 2 pick in the 1995 NFL draft. His mother Angi is a former Miss California Teen USA, his brother Andrew played OL at Florida State. High school coach was former Jacksonville Jaguars QB Mark Brunell.

Garrett Bradbury (C, Gr.): Started his career as a 250-lb. TE. He was recruited to play at OL by several smaller schools but didn't want to make the move. Now he's a 300-lb. center.

Eurndraus Bryant (DT, Sr.): 330-lb. DT was an all-region baseball player in high school, who batted .490 while playing LF. Bryant and a friend from home have their own YouTube channel (The Dre & Braylan Channel) with a purpose of making an impact in the community. In the videos, they've cooked and distributed meals to homeless people, as well as shopping for supplies for the homeless.

Kolin Byers (OL, RS-Fr.): Volunteer firefighter at Western Wake Fire Rescue - the responding department for Carter-Finley Stadium.

A.J. Cole, III (P, Sr.): Has spent his last five spring breaks in Kenya, working at the Mountain Park Academy.

Emeka Emezie (WR, So.): Parents are immigrants from Nigeria. Full name is Chukwuemeka Chitabera Emezie. (CHUKE wuh eh meka CHET eh berra eh MEZZ ee)

Ryan Finley (QB, Gr.): Was a member of the roller hockey Team USA for 10 years. Also played tennis and long jumped. Holds a master's degree + another graduate certificate.

Reggie Gallaspy, Jr. (RB, Sr.): The father of a two-year old daughter: Aliah.

Kelvin Harmon (WR, Jr.): Born in Liberia, he came to the U.S. when he was four.

Deonté Holden (DE, RS-Gr.): Seeing his first real action although he's a fifth-year player. Has completed a graduate certificate in brand marketing and textile managing. He is currently pursuing two master's degrees: in management and in global luxury management.

Chris Ingram (CB, So.): Has a twin sister: Kirsten.

Ibrahim Kanté (DL, RS-Fr.): Grew up in Harlem, N.Y. Didn't play football until high school.

Stephen Louis (WR, Gr.): One of seven children (five brothers and one sister) born to Haitian immigrants.

Emanuel McGirt, Jr. (OT, RS-Jr.): Has written for the school paper: The Technician.

Alim McNeill (DT, Fr.): Also plans to play baseball for the Wolfpack, he batted .355 last season for Sanderson High School.

Mackenzie Morgan (P, Fr.): From Perth, Australia, this 24-year-old freshman served a four-year plumbing internship.

Larrell Murchison (DT, RS-Jr.): Has a twin brother, Farrell, who plays RB at Winston-Salem State.

Darian Roseboro (DE, Sr.): Lost his father, Johnny, the week of the Pitt game in 2017. The team wore his father's initials ("JR") on their jerseys for that game.

James Smith-Williams (DE, RS-Jr.): Worked a paid internship with IBM over the summer.

Jaylynn Strickland (OT, Fr.): Wears a size 18 shoe and has a 7-foot wingspan.

Philip Walton, Jr. (OL, RS-Jr.): Was a competitive swimmer through ninth grade. Now is a 6'6, 300-lb. offensive lineman.

Payton Wilson (LB, Fr.): Brother Bryse was recently called up to the Atlanta Braves for a single game against the Pittsburgh Pirates. He pitched five shutout innings in his major league debut.

WOLFPACK IN THE NFL

Player	Years at NCSU	Current Team
Jacoby Brissett	2014-15	Indianapolis Colts
Juston Burris	2012-15	New York Jets
Bradley Chubb	2014-17	Denver Broncos
Mike Glennon	2011-12	Arizona Cardinals
David Grinnage	2012-15	Jacksonville Jaguars
Steven Hauschka	2007	Buffalo Bills
B.J. Hill	2014-17	New York Giants
Nyheim Hines	2015-17	Indianapolis Colts
Dontae Johnson	2010-13	Seattle Seahawks
Josh Jones	2014-16	Green Bay Packers
Justin Jones	2014-17	Los Angeles Chargers
Ted Larsen	2006-09	Miami Dolphins
T.Y. McGill	2011-15	Los Angeles Rams
Will Richardson	2015-17	Jacksonville Jaguars
Philip Rivers	2000-03	Los Angeles Chargers
Jaylen Samuels	2014-17	Pittsburgh Steelers
Kentavious Street	2014-17	San Francisco 49ers
J.R. Sweezy	2009-11	Seattle Seahawks
Joe Thuney	2012-15	New England Patriots
Jack Tocho	2013-16	Minnesota Vikings
Russell Wilson	2008-10	Seattle Seahawks

FUTURE SCHEDULES

2019

Home: Ball State, Clemson, East Carolina, Louisville, Syracuse, UNC, Western Carolina
Away: Boston College, Florida State, Georgia Tech, Wake Forest, West Virginia

Away: Clemson, East Carolina, Louisville, Syracuse, UNC

2023

2020

Home: Boston College, Delaware, Duke, Florida State, Liberty, Mississippi St., Wake Forest
Away: Clemson, Louisville, Syracuse, Troy, UNC

Home: Clemson, Louisville, Notre Dame, Syracuse, UNC, VMI
Away: Boston College, UConn, Florida State, Virginia, Wake Forest

2024

2021

Home: Clemson, Furman, La. Tech, Louisville, South Florida, Syracuse, UNC
Away: Boston College, Florida State, Miami, Mississippi St., Wake Forest

Home: Boston College, BYU, Florida State, La TechPitt, Wake Forest, Western Carolina
Away: Clemson, Louisville, South Florida, Syracuse, UNC

NON-CONFERENCE

2025: at Notre Dame, at La. Tech
2026: at Vanderbilt
2027: at Texas Tech
2028: Vanderbilt
2029: Notre Dame
2030: at BYU
2031: at Notre Dame
2035: Notre Dame
2037: at Notre Dame

2022

Home: Boston College, Charleston Southern, UConn, Florida State, Texas Tech, Virginia Tech, Wake Forest

CAREER STARTS BY POSITION

OFFENSE

LEFT TACKLETyler Jones, RS-Jr. (29)
 LEFT GUARDGarrett Bradbury, RS-So. (13)
 Tyler Jones, RS-Jr. (2)
 Terrone Prescod (13)
 Joe Sculthorpe (2)
 CENTER.....Garrett Bradbury (16)
 RIGHT GUARD..... Joshua Fedd-Jackson (4)
 RIGHT TACKLE..... Tyler Jones, RS-Jr. (4)
 Terrone Prescod, RS-Jr. (3)
 Justin Witt (4)
 QUARTERBACK..... Ryan Finley, RS-Jr. (29)
 RUNNING BACK..... Reggie Gallaspy, Jr. (5)
 WIDE RECEIVER Stephen Louis, RS-Jr. (22)
 Maurice Trowell, RS-Jr. (8)
 Kelvin Harmon, So. (18)
 Jakobi Meyers (5)
 C.J. Riley (1)
 Emeka Emezie (3)
 Thayer Thomas (2)
 TIGHT END Cary Angeline (1)

DEFENSE

DEFENSIVE TACKLEEurndraus Bryant (3)
 Larrell Murchison (3)
 DEFENSIVE ENDDarrian Roseboro, Jr. (5)
 James Smith-Williams (3)
 NICKEL.....Chris Ingram (1)
 Tanner Ingle (3)
 MLB.....Isaiah Moore (2)
 Louis Acceus (1)
 WLB.....Germaine Pratt (3)
 STRONG SAF.....Jararius Morehead, RS-So. (16)
 Isaiah Stallings (1)
 FREE SAFETY.....Germaine Pratt, RS-Jr. (1)
 Dexter Wright (6)
 Tim Kidd-Glass (9)
 CORNERBACK Nick McCloud, So. (11)
 Kishawn Miller (1)
 Chris Ingram (2)

SPECIAL TEAMS

PUNTER.....A.J. Cole, Jr. (42)
 PLACEKICKER..... Kyle Bambar, Jr. (32)
 Christopher Dunn (3)
 LONG SNAPPER..... Tyler Griffiths, Jr. (42)

DEPTH CHART

OFFENSE

Pos.	No.	Name	Hgt.	Wgt	Class
LT	53	Tyler Jones	6'3	306	R-Sr.
	74	Emanuel McGirt, Jr.	6'6	300	R-Jr.
LG	70	Terronne Prescod	6'5	334	R-Sr.
	62	Bryson Speas	6'4	277	R-Fr.
C	65	Garrett Bradbury	6'3	300	R-Gr.
	71	Joe Sculthorpe	6'3	314	R-So.
RG	66	Josh Fedd-Jackson	6'3	329	So.
	73	Grant Gibson	6'1	300	R-Fr.
RT	67	Justin Witt	6'6	310	R-So.
	55	Tyrone Riley	6'6	290	R-Jr.
TE	6	Cary Angeline	6'7	254	R-So.
	or 42	Dylan Autenrieth	6'4	242	R-So.
	47	Damien Darden	6'3	255	R-Fr.
X	3	Kelvin Harmon	6'3	214	Jr.
	19	C.J. Riley	6'4	206	R-So.
Z	1	Stephen Louis	6'2	215	R-Gr.
	or 86	Emeka Emezie	6'3	208	So.
H	11	Jakobi Meyers	6'2	203	R-Jr.
	87	Thayer Thomas	6-0	193	R-Fr.
QB	15	Ryan Finley	6'4	212	R-Gr.
	7	Matthew McKay	6'4	210	R-Fr.
	or 13	Devin Leary	6'2	195	Fr.
RB	25	Reggie Gallaspy, Jr	5'11	235	Sr.
	26	Trent Pennix	6'2	225	Fr.
	33	Brady Bodine	5'10	195	R-Gr.

SPECIAL TEAMS

PK	32	Christopher Dunn	5'8	177	Fr.
	92	Kyle Bambar	5'8	188	Gr.
P	90	A.J. Cole III	6'4	218	Sr.
	99	Trent Gill	6'4	211	R-Fr.
SN	57	Tyler Griffiths	6'1	253	Sr.
	50	Jackson Quiggle	5'11	224	R-So.

DEFENSE

Pos.	No.	Name	Hgt.	Wgt	Class
FE	45	Darrian Roseboro	6'4	283	Sr.
	55	Deonte Holden	6'4	247	R-Gr.
N	91	Eurndraus Bryant	6'1	330	Sr.
	90	Shug Frazier	6'3	318	R-So.
T	92	Larrell Murchison	6'3	291	R-Jr.
	29	Alim McNeill	6'2	299	Fr.
BE	39	James Smith-Williams	6'3	270	R-Jr..
	52	Ibrahim Kante	6'4	250	R-Fr.
	or 99	Joe Boletepeli	6'4	258	Fr.
MLB	41	Isaiah Moore	6'2	233	R-Fr.
	or 2	Louis Acceus	5'11	220	So.
WLB	3	Germaine Pratt	6'3	240	R-Gr.
	12	Brock Miller	6'3	231	R-So.
NIC	10	Tanner Ingle	5'10	186	Fr.
	21	Stephen Griffin	6'3	210	R-Jr.
	or 7	Freddie Phillips, Jr.	6'1	208	R-Jr.
LC	15	Chris Ingram	6'0	186	So.
	28	Kishawn Miller	5-9	175	Jr.
SS	31	Jarius Morehead	6'1	220	R-Jr.
	22	Isaiah Stallings	6'4	220	R-So.
FS	14	Dexter Wright	6'2	229	R-Sr.
	or 34	Tim Kidd-Glass	6'1	204	Jr.
RC	4	Nick McCloud	6'0	186	Jr.
	8	Maurice Trowell	5'11	195	R-Sr.
KOR	8	Maurice Trowell	5'11	195	R-Sr.
PR	87	Thayer Thomas	6-0	193	R-Fr.
KO	92	Kyle Bambar	5'8	190	Jr.
H	90	A.J. Cole III	6'4	230	Jr.
	14	Woody Cornwell	6'2	210	R-Jr.

PRONUNCIATION GUIDE

Dave Doeren.....DOOR ehn	Emeka Emezie .. eh MECK ah ee MEZZ ee	MURCH eh son
Elijah Drinkwitz.....ee LIE uh DRINK witz	Reggie Gallaspy.....gah LASS pee	Taiyon Palmer.....TYE ahn
Louis Acceus.....Ah SOOSE	Deonte Holden..... dee AHN tay	Dylan Parham.....PAIR ahm
Cary Angeline.....ann juh LINE	Dante Johnson..... DAHN tay	Terronne Prescod...tehr OWN PRESS cod
Dylan Autenrieth..... AWE tehn reeth	Ibrahim Kante..... EEB rah hem KAHN tay	Jasiah Provillon.....jah SIGH ah
Kahric Belle..... kah REEK	Stephen Louissteff AHN LOO ispro VILLE ohn
Joe Babros BABB roes	Xavier Lyas.....ZAY vee uhr LIE yass	Damontay Rhem..... rehm
Brady Bodine..... beau DEEN	Jessie Malit.....mah LEET	Nakia Robinson..... nah KEE uh
Joseph Boletepeli ... bowl leh teh PELL ee	Alim McNeill.....ah LEEM	Thomas RuocchioROCK ee oh
Adam Bosellibeau SELL ee	Jakobi Meyers jah KOE bee	Joe Sculthorpe..... SCULL thorp
Eurndraus Bryant ahn DRAY us	Kishawn Millerkee SHAWN	Tashaun Smith.....TAY shawn
Malik Dunlap mah LEEK	Jarius Morehead.....JAIR ee us	Bryson Speas.....SPEEZ
	Larrell Murchison.....lah REHL	Jaylynn StricklandJAY lenn

CARTER-FINLEY STADIUM

One of the landmarks of North Carolina's capital city, Carter-Finley Stadium has gained a reputation as being one of the nation's toughest places to play. The home of the Wolfpack boasts 57,600 permanent seats and is surrounded by acres of convenient parking.

CAPACITY: 57,600. Double-decked with more than 22,000 lower level sideline seats, almost 18,000 upper deck seats, 13,000+ endzone seats.

FIRST GAME: Oct. 8, 1966

ORIGINAL COST: \$3.7 million. Half the funds were raised from alumni and friends and the balance was borrowed.

NAME: The stadium honors Wilbert James (Nick) Carter (1902-1972), Harry Clifton Carter (1908-1990), and Albert Earle Finley (1895-1985). The two Carter brothers graduated from NC State from the school of Textiles and became top executives in the J. P. Stevens Company. They contributed several hundred thousand dollars to fundraising for completion of the stadium.

FIELD: The playing surface at Wayne T. Day Family Field is built to USGA specifications for a golf green. The USGA specification has an elaborate drainage system and a 10" rootzone mix that is 90% sand and 10% peat. The field has Tiftway 419 hybrid bermudagrass from Sandhills turf farm in North Carolina. The irrigation system consists of 6 "big gun" sprinklers that spray over 200 gallons per minute. The water source is well water that is contained in tanks.



CARTER-FINLEY STADIUM RECORDS

NC STATE INDIVIDUAL

Category	Mark	Player, Opponent	Year
Rushes	37	Ted Brown vs. Penn St.	1977
Rushing Yards	251	Ted Brown vs. Penn St.	1977
Rushing TDs	3	by many	
All-Purpose Yds	279	Andre Brown vs. S. Miss	2005
Pass Attempts	57	Philip Rivers vs. Arkansas St.	2000
Pass Completions	38	Russell Wilson vs. BC	2010
TD Passes	5	Mike Glennon vs. Maryland	2011
Passing Yards	423	Philip Rivers vs. UNC	2003
Receptions	15	Torry Holt vs. Wake Forest	1998
Reception Yards	217	Jerricho Cotchery vs. UNC	2003
TD Receptions	3	Nasrallah Worthen vs. Duke	1988
	3	Koren Robinson vs. Ga. Tech	2000
	3	Jerricho Cotchery vs. Clemson	2001
Total Offense	463	Philip Rivers vs. UNC	2003
Punt Ret Yds	103	Darrell Blackman vs. FSU	2004
Kickoff Ret Yds	202	T.J. Graham vs. Duke	2009
Tackles	24	Bill Cowher vs. South Carolina	1977
	24	Bill Cowher vs. Clemson	1978
	24	Dantonio Burnette vs. Clemson	2001

OPPONENT INDIVIDUAL

Category	Mark	Player, Opponent	Year
Rushes	39	by Mike Voight of UNC	1975
Rushing Yards	221	by Thomas Jones of Virginia	1999
All-Purpose Yards	231	by Leroy Gallman of Duke	1992
Pass Attempts	63	by B.J. Symons of Texas Tech	2003
Pass Completions	41	by Matt Schaub of Virginia	2003
TD Passes	5	by Brock Berlin of Miami	2004
		by Thaddeus Lewis of Duke	2009
		by Deshaun Watson of Clemson	2015
Passing Yards	586	by B.J. Symons of Texas Tech	2004
Receptions	15	by James Brim of Wake Forest	1986
Reception Yards	248	by Tyre Brady of Marshall	2017
TD Receptions	3	by Wali Lundy of Virginia	2003
Total Offense	618	by B.J. Symons of Texas Tech	2003
Punt Return Yards	117	by Jack Patterson of ECU	1971
Kickoff Return Yds	231	by Leroy Gallman of Duke	1992
Tackles	24	by Bill Banks of Penn St.	1977
	24	by Anderson of Virginia	1979

OPPONENT TEAM

Points	58	by Florida State	2000
Touchdowns	8	by Florida State	2000
First Downs	30	by Texas Tech	2003
	30	by Furman	1984
Rush Attempts	81	by UNC	1971
Rushing Yards	402	by Wake Forest	1971
Rushing TDs	5	by Clemson	1982, 1984
Pass Attempts	64	by Texas Tech	2003
Pass Completions	41	by Virginia	2003
Passing Yards	586	by Texas Tech	2003
TD Passes	5	by 3 teams	
Total Offense	681	by Texas Tech	2003
Plays	97	by UNC	1971
Fumbles Lost	6	by Duke	1986
Penalties	20	by Clemson	2001
Penalty Yards	181	by Clemson	2001
Punts	12	by Wake Forest	2012
	12	by Western Carolina	1990
Interceptions by	6	by Wake Forest	1984
	6	by Clemson	1995
Punt Return Yards	117	by Duke	1971
	117	by Penn State	1981
Kickoff Return Yds	276	by Duke	1992

RECORD AT CARTER-FINLEY (202-113-6)

Year	Rec.	1984	2-5	2003	6-1
1966	3-2	1985	1-5	2004	2-4
1967	4-0	1986	6-0-1	2005	4-3
1968	3-2	1987	2-4	2006	3-4
1969	1-3-1	1988	5-1-1	2007	3-4
1970	2-1-1	1989	5-2	2008	4-3
1971	1-4	1990	5-1	2009	5-3
1972	5-0-1	1991	6-1	2010	5-1
1973	5-0	1992	5-1	2011	6-1
1974	5-0	1993	5-1	2012	5-1
1975	5-1	1994	5-1	2013	3-5
1976	1-4-1	1995	1-5	2014	4-3
1977	4-3	1996	2-3	2015	3-3
1978	5-1	1997	4-2	2016	4-3
1979	4-2	1998	5-1	2017	5-1
1980	5-1	1999	4-1	2018	2-0
1981	3-4	2000	5-1	204-113-6	
1982	5-1	2001	3-3		
1983	2-5	2002	6-1		

NC STATE TEAM

Points	67	vs. Western Carolina	1990
Touchdowns	9	vs. Western Carolina	1990
	9	vs. Murray State	2009
First Downs	35	vs. The Citadel	1983
Rush Attempts	80	vs. East Carolina	1980
Rushing Yards	407	vs. Wake Forest	1973
Rushing TDs	7	vs. Western Carolina	1990
Pass Attempts	57	vs. Arkansas State	2000
Pass Completions	41	vs. Boston College	2010
Passing Yards	423	vs. UNC	2003
TD Passes	5	vs. Maryland	2011
Total Offense	638	vs. Wake Forest	1973
Plays	96	vs. Maryland	2011
Fumbles Lost	3	vs. 10 teams	
Penalties	14	vs. Clemson	1999
	14	vs. Ohio State	2004
Penalty Yards	144	vs. Wake Forest	2016
Punts	11	vs. Miami	1981
	11	vs. Florida State	2004
Interceptions by	6	vs. Florida State	1998
Punt Ret. Yds	126	vs. Florida State	2004
Kickoff Ret. Yds	224	vs. Duke	2009

DAVE DOEREN QUICK FACTS

Years Coached	8th season
Alma Mater	Drake '94
Career Record	60-34 (7 years)
Record at NC State	37-30 (5 years)
ACC Record	15-25
Bowl Record	4-1*
Wife	Sara (Vander Woude)
Children	Jacob (18), Luke (15), Connor (12)
Hometown:	Shawnee Mission, KS
High School:	Shawnee Mission Northwest
BS Degree:	Pre-Med Biology (Drake '94)
Master's:	Educational Leadership (Drake '99)



DAVE DOEREN

, head coach

6th SEASON AT NC STATE • 8th CAREER SEASON • NC STATE RECORD: 37-30 • CAREER RECORD: 60-34 • LED 7 OF 8 TEAMS TO BOWLS

When Dave Doeren was tabbed to lead NC State's football program in December of 2012, he introduced the concept of 1Pack1Goal to Wolfpack Nation. The 24-year coaching veteran has made sure that to the young men under his leadership - past, present and future - that phrase is not just a catchy slogan but a concise summary about the culture of his program.

NC STATE UNDER DOEREN IN SINGLE-SEASON RECORD BOOK

WINS			POINTS		
2017	9	t2nd	2015	432	3rd
2014	8	t12th	2017	419	4th
COMPLETIONS			2014	392	8th
2017	316	4th	2016	351	13th
2016	263	8th	POINTS PER GAME		
2013	249	9th	2015	33.2	3rd
2015	246	12th	2014	30.2	10th
ATTEMPTS			2016	27.0	13th
2017	485	5th	FIRST DOWNS		
2016	438	9th	2017	302	3rd
2013	426	11th	2016	284	4th
2015	413	13th	2014	282	t6th
PASSING YARDS			2015	279	8th
2017	3,580	5th	2013	249	13th
2016	3,387	8th	SACKS ALLOWED/GM		
2013	2,890	13th	2017	1.0	4th
2015	2,740	16th	2016	1.31	t6th
PASSING YARDS/GAME			FEWEST TURNOVERS		
2017	275.4	6th	2017	13	t1st
2016	260.5	8th	2015	13	t1st
2013	240.8	15th	2016	20	t10th
COMPLETION %			2013	21	12th
2017	.652	2nd	PUNT RETURN AVG		
2016	.600	8th	2013	13.1	6th
2015	.596	9th	2015	13.0	7th
2014	.588	12th	2017	12.3	11th
2013	.585	13th	KICKOFF RETURN AVG		
YARDS PER PLAY			2015	25.7	2nd
2017	6.0	t2nd	2016	23.2	8th
2014	6.0	t2nd	2017	22.7	14th
2016	5.8	t5th	RUSH YDS ALLOWED		
2015	5.6	t10th	2016	1,412	11th
TOTAL YARDS			RUSH YDS/G ALLOWED		
2017	5,873	2nd	2016	108.6	5th
2016	5,417	5th	YARDS/RUSH ALLOWED		
2015	5,367	6th	2016	3.3	10th
2014	5,311	7th	YARDS PER GAME		
2013	4,842	10th	2017	451.8	2nd
YARDS PER GAME			2016	416.7	6th
2017	451.8	2nd	2015	412.8	7th
2016	416.7	6th	2014	408.5	9th
2015	412.8	7th	2013	403.5	13th
2014	408.5	9th			
2013	403.5	13th			

Doeren has defined 1Pack1Goal as "A UNITED MISSION TO WIN A CHAMPIONSHIP." Although that may sound simple, the reality has been a little more complicated and encompasses much more than wins and losses. From day one, Doeren and his staff began to implement processes and programs designed to develop each young man who comes through their program in three ways: as a player, as a student and as a person.

The third-youngest coach in the ACC, the 46-year-old Doeren, has definitely succeeded when it comes to player development. All it takes is a look at some of the accolades from the 2017 squad:

- ✓ Only the sixth team in school history to post nine or more victories.
- ✓ A school record seven players selected in the 2018 NFL draft - most in the ACC and the second-highest total nationally.
- ✓ Six ACC wins in 2017 tied the school record (dating back 65 years) and was the most in 23 years.
- ✓ The Wolfpack's 2nd-place finish in the ACC Atlantic Division was its highest ever.
- ✓ The Pack posted its highest final ranking since 2002, boasting wins over two top-20 teams.
- ✓ Doeren's fifth squad advanced to a fourth straight bowl game and has won three of the past four.
- ✓ Boasted 10 all-conference athletes on the ACC and ACSMA teams.
- ✓ Had three players named to various All-America squads (one consensus).
- ✓ Boasted the 2017 ACC Defensive Player of the Year and National Defensive Player of the Year.
- ✓ Three wins over rival UNC in the last four tries.

Doeren was a candidate for several coach of the year honors and his 2017 senior class was one of just seven in school history to compete in four straight bowl games. He has now coached bowl eligible teams in 13 of his 16 years in Division 1.

Packing a career's worth of experience into his 24 years in the coaching profession, is a living example of a single-minded focus on a goal. He lettered at tight end Drake, catching 19 catches for 237 yards for his career. He majored in pre-medical biology, earning Academic All-America honors as a senior. He took the Medical College Admission Test (MCAT). His plans for the future changed, however, during the summer between his junior and senior years when his former coach at Bishop Miege High School asked him to lead seven-on-seven drills.

After eschewing medical school to follow his passion, he climbed rapidly through the coaching ranks.

DOEREN YEAR-BY-YEAR				
Year	School	Position	Record	Postseason Notes
1994	Shawnee Mission HS	Assistant Coach		
1995	Drake	Linebackers	8-1-1	
1996	Drake	Linebackers	8-3	
1997	Drake	Linebackers/Defensive coor.	8-3	
1998	USC	Graduate Assistant	8-5	Sun Bowl
1999	USC	Graduate Assistant	6-6	
2000	Montana	Defensive Secondary	13-2	IAA Runner-ups; Big Sky Champions
2001	Montana	Defensive Secondary	15-1	I-AA Champions; Big Sky Champions
2002	Kansas	LB/Recruiting Coordinator	2-10	
2003	Kansas	LB/Recruiting Coordinator	6-7	Tangerine Bowl
2004	Kansas	LB/Recruiting Coordinator	4-7	
2005	Kansas	LB/Co-Defensive Coordinator	7-5	Ft. Worth Bowl (W)
2006	Wisconsin	Co-Def. Coor./Rec. Coor./LBs	12-1	Capital One Bowl (W)
2007	Wisconsin	Co-Def. Coor./Rec. Coor./LBs	9-4	Outback Bowl (L)
2008	Wisconsin	Defensive Coordinator/LBs	7-6	Champs Sports Bowl (L)
2009	Wisconsin	Defensive Coordinator/LBs	10-3	Champs Sports Bowl (W)
2010	Wisconsin	Defensive Coordinator/LBs	11-2	Rose Bowl (L); Big 10 Champions
2011	Northern Illinois	Head Coach	11-3	GoDaddy.com Bowl (W); MAC Champs
2012	Northern Illinois	Head Coach	12-1	*Orange Bowl (L); MAC Champions
2013	NC State	Head Coach	3-9	
2014	NC State	Head Coach	8-5	Bitcoin St. Pete Bowl (W)
2015	NC State	Head Coach	7-6	Belk Bowl (L)
2016	NC State	Head Coach	7-6	Independence Bowl (W)
2017	NC State	Head Coach	9-4	Hyundai Sun Bowl (W), No. 23 final rank

* - Team competed in Orange Bowl after Doeren was named head coach at NC State


ALPHABETICAL ROSTER

No.	Name	Pos.	Hgt.	Wgt.	Cl.	Hometown, (Last School)
2	Louis Acceus	LB	5'11"	220	So.	Spring Valley, N.Y. (St. Joseph)
6	Cary Angeline	TE	6'7"	254	R-So.	Chester Sprgs, Pa. (Downington E/USC)
42	Dylan Autenrieth	TE	6'4"	242	R-So.	Dallas, Ga. (N. Paulding)
44	Joe Babros	DE	6'4"	250	Jr.	Mission Viejo, Calif. (M.V./Saddleback)
32	Tyler Baker-Williams	SAF	6'1"	200	Fr.	Raleigh, N.C. (Southeast)
92	Kyle Bambard	PK	5'8"	188	Gr.	Wixom, Mich. (Walled Lake West)
54	Evin Bellamy	LB	6'2"	231	R-Jr.	Leland, N.C. (N. Brunswick)
64	Kahric Belle	OL	6'6"	360	Fr.	N. Miami Bch, Fla. (N. Miami Beach)
42	Danny Blakeman	DT	6'2"	269	R-Fr.	Raleigh, N.C. (Leesville Road)
33	Brady Bodine	RB	5'10"	195	R-Gr.	Camp LeJeune, N.C. (Camp Lejeune)
99	Joseph Boletepeli	DE	6'4"	258	Fr.	Wake Forest, N.C. (Heritage)
88	Adam Boselli	TE	6'5"	253	R-Fr.	Ponte Vedra, Fla. (Episcopal)
65	Garrett Bradbury	C	6'3"	300	R-Gr.	Charlotte, N.C. (Charlotte Christian)
29	Marquise Braxton	FB	6'1"	225	R-Jr.	Greenville, N.C. (Rose)
52	Kendall Brown	OT	6'4"	263	R-So.	Jacksonville, Fla. (Trinity Christian)
36	William Brown, III	SAF	5'8"	192	R-Jr.	Raleigh, N.C. (Cardinal Gibbons)
91	Eurndraus Bryant	DT	6'1"	330	Sr.	N. Charleston, S.C. (Ft. Dorchester)
56	Kollin Byers	OG	6'4"	263	R-Fr.	Shelby, N.C. (Crest)
85	Devin Carter	WR	6'4"	209	Fr.	Clayton, N.C. (Clayton)
76	Justin Chase	OG	6'5"	300	R-So.	Chesapeake, Va. (Great Bridge)
90	A.J. Cole III	P	6'4"	218	Sr.	College Park, Ga. (Woodward Acad)
83	Eric Collins	WR	5'9"	176	R-So.	Tampa, Fla. (Armwood)
14	Woody Cornwell	QB	6'2"	203	R-Gr.	Lake Junaluska, N.C. (Tuscola)
35	Dalton Counts	SAF	6'0"	212	R-Fr.	Raleigh, N.C. (Garner)
31	Tyler Dabbs	WR	5'10"	182	R-So.	Eden, N.C. (Morehead)
38	Will Dabbs	RB	5'11"	191	R-So.	Eden, N.C. (Morehead)
47	Damien Darden	TE	6'3"	255	R-Fr.	Pikeville, N.C. (Aycock)
33	Isaac Duffy	CB	5'10"	180	Fr.	Binghamton, N.Y. (Clayton)
20	Malik Dunlap	SAF	6'3"	207	Fr.	Charlotte, N.C. (Harding Univ. HS)
32	Christopher Dunn	PK	5'8"	177	Fr.	Lexington, N.C. (N. Davidson)
80	Justin Dunn	WR	6'1"	204	Fr.	Raleigh, N.C. (Sanderson)
95	Derrick Eason	DE	6'4"	264	Fr.	Norfolk, Va. (Norview)
86	Emeka Emezie	WR	6'3"	208	So.	Waxhaw, N.C. (Marvin Ridge)
66	Joshua Fedd-Jackson	OG	6'3"	329	So.	Montvale, N.J. (St. Joseph)
15	Ryan Finley	QB	6'4"	212	R-Gr.	Phoenix, Az. (Boise St./Paradise Vall)
82	Max Fisher	WR	6'2"	193	R-Fr.	Up. Marlboro, Md (Gonzaga Coll.)
68	Charles Fletcher	OG	6'2"	293	R-Fr.	Greenville, N.C. (Rose)
90	Shug Frazier	DT	6'3"	318	R-So.	Buford, Ga. (Buford)
25	Reggie Gallaspy Jr.	RB	5'11"	235	Sr.	High Point, N.C. (S. Guilford)
73	Grant Gibson	OG	6'1"	300	R-Fr.	Charlotte, N.C. (Mallard Creek)
99	Trenton Gill	P	6'4"	211	R-Fr.	Hillsborough, N.C. (Cedar Ridge)
78	Gabriel Gonzalez	OT	6'5"	277	Fr.	Mebane, N.C. (Eastern Alamance)
6	De'Von Graves	CB	6'1"	192	Fr.	Appomattox, Va. (Appomattox Co.)
47	Alex Gray	LB	6'2"	215	Fr.	Greensboro, N.C. (Page)
27	Vernon Grier	CB	5'10"	185	R-Jr.	Charlotte, N.C. (Mallard Creek)
21	Stephen Griffin	NIC	6'3"	210	R-Jr.	Charlotte, N.C. (South Meck/Tenn)
57	Tyler Griffiths	LS	6'1"	253	Sr.	Indian Trail, N.C. (Sun Valley)
3	Kelvin Harmon	WR	6'3"	214	Jr.	Palmyra, N.J. (Palmyra)
30	Calvin "C.J." Hart, Jr.	LB	6'1"	219	Fr.	Ft. Lauderdale, Fla. (Amer. Heritage)
55	Deonte Holden	DE	6'4"	247	R-Gr.	Landover, Md. (Dematha Catholic)
10	Tanner Ingle	NIC	5'10"	186	Fr.	Orlando, Fla. (Dr. Phillips)
15	Chris Ingram	CB	6'0"	186	So.	Mooreville, N.C. (Mooreville)
96	Dante Johnson	DT	6'3"	283	R-Fr.	Apopka, Fla. (Wekiva)
53	Tyler Jones	OT	6'3"	306	R-Sr.	Stone Mountain, Ga. (Stephenson)
79	Ben Kaiser	OG	6'3"	273	R-Gr.	Pasadena, Calif. (PCC/S. Pasadena)
52	Ibrahim Kante	DE	6'4"	250	R-Fr.	New York, N.Y. (Trinity Pawling)
34	Tim Kidd-Glass	SAF	6'1"	204	Jr.	Danville, Va. (George Washington)
13	Devin Leary	QB	6'2"	195	Fr.	Sicklerville, N.J. (Timber Creek)
10	Micah Leon	QB	6'5"	214	R-Fr.	Boca Raton, Fla. (Boynton Beach)
1	Stephen Louis	WR	6'2"	215	R-Gr.	W. Palm Beach, Fla. (PB Lakes)
97	Xavier Lyas	DE	6'4"	235	R-Fr.	Plant City, Fla. (Durant)
37	Jessie Malit	DE	6'3"	237	R-Fr.	Concord, N.C. (Cox Mill)
56	Val Martin	DT	6'2"	307	R-So.	Marietta, Ga. (Marietta/Iowa Western)
4	Nick McCloud	CB	6'1"	186	Jr.	Rock Hill, S.C. (S. Pointe)
58	Davontae McCrae	DE	6'5"	257	Fr.	Miami, Fla. (Northwestern)
74	Emanuel McGirt, Jr.	OT	6'6"	300	R-Jr.	Durham, N.C. (Hillside)
7	Matthew McKay	QB	6'4"	210	R-Fr.	Raleigh, N.C. (Wakefield)
29	Alim McNeill	DT	6'2"	299	Fr.	Raleigh, N.C. (Sanderson)
11	Jakobi Meyers	WR	6'2"	203	R-Jr.	Lithonia, Ga. (Arabia Mountain)
12	Brock Miller	LB	6'3"	231	R-So.	Port St. Lucie, Fla. (Carroll Catholic)
28	Kishawn Miller	CB	5'9"	175	Jr.	Buffalo, N.Y. (Mill Creek/Ga. Military)
98	Mackenzie Morgan	P	6'2"	215	Fr.	Perth, Australia (Sacred Heart HS)
41	Isaiah Moore	LB	6'2"	233	R-Fr.	Chester, Va. (Bird)
31	Jarius Morehead	SAF	6'1"	220	R-Jr.	Whitsett, N.C. (E. Guilford)
13	Stephen Morrison	NIC	5'11"	217	R-Sr.	Weddington, N.C. (Weddington)
92	Larrell Murchison	DT	6'3"	291	R-Jr.	Elizabethtown, NC (Louisburg/E. Bladen)
25	Taiyon Palmer	CB	5'11"	183	Fr.	Lawrenceville, Ga. (Archer)
28	Dylan Parham	TE	6'5"	236	R-So.	Raleigh, N.C. (Southeast)
26	Trent Pennix	RB	6'2"	225	Fr.	Raleigh, N.C. (Sanderson)
12	Jory Perkins	QB	6'0"	150	R-Fr.	Sanford, N.C. (Lee County)
20	Ricky Person, Jr.	RB	6'1"	210	Fr.	Wake Forest, N.C. (Heritage)
7	Freddie Phillips, Jr.	NIC	6'1"	208	R-Jr.	Pelion, S.C. (Pelion)
43	David Pierson	LB	6'1"	227	R-So.	Wendell, N.C. (Jireh Prep)
3	Germaine Pratt	LB	6'3"	240	R-Gr.	High Point, N.C. (Central)
70	Terronne Prescod	OG	6'5"	334	R-Sr.	Decatur, Ga. (Columbia)
84	Jasiah Provillon	WR	6'3"	196	Fr.	Irvington, N.J. (Irvington)
50	Jackson Quiggle	LS	5'11"	224	R-So.	Sanford, N.C. (Southern Lee)
61	Bo Ressler	OL	6'7"	271	Fr.	Cary, N.C. (Green Hope)
5	Damontay Rhem	RB	5'11"	213	R-Jr.	Wendell, N.C. (UNCP/E. Wake)
19	C.J. Riley	WR	6'4"	206	R-So.	Coconut Crk, Fla. (N. Broward Prep)
55	Tyrone Riley	OT	6'6"	290	R-Jr.	Savannah, Ga. (Calvary Day School)
24	Nakia Robinson, Jr.	RB	5'11"	191	R-Fr.	Miami, Fla. (Miami Jackson)
45	Darian Roseboro	DE	6'4"	283	Sr.	Lincolnton, N.C. (Lincolnton)
89	Thomas Ruocchio	TE	6'4"	250	R-So.	Raleigh, N.C. (Cardinal Gibbons)
59	Liam Ryan	C	6'2"	290	R-Fr.	Cary, N.C. (Fork Union/Cary)
71	Joe Sculthorpe	C	6'3"	314	R-So.	Hampstead, N.C. (Topsail)
20	Teshawn Smith	CB	6'3"	187	Fr.	Ft. Lauderdale, Fla. (Western)
39	James Smith-Williams	DE	6'3"	270	R-Jr.	Raleigh, N.C. (Millbrook)
94	Kennan Solomon	DT	6'5"	281	R-Fr.	Roxboro, N.C. (Piedmont CC/Person)
62	Bryson Speas	OG	6'4"	277	R-Fr.	Greensboro, N.C. (Dudley)
22	Isaiah Stallings	SAF	6'4"	220	R-So.	Fayetteville, N.C. (Terry Sanford)
75	Jalynn Stickland	OT	6'6"	329	Fr.	Waycross, Ga. (Ware County)
48	Bryce Swackhammer	LB	6'2"	214	Fr.	Clayton, N.C. (Clayton)
87	Thayer Thomas	WR	6'0"	193	R-Fr.	Wake Forest, N.C. (Heritage)
8	Maurice Trowell	CB	5'11"	195	R-Sr.	Durham, N.C. (Southern Durham)
39	Darius Walton	RB	5'7"	156	Fr.	Elizabeth City, N.C. (Northeastern)
97	Philip Walton, Jr.	OT	6'6"	300	R-Jr.	Charlotte, N.C. (Charlotte Christian)
49	Seth Williams	LB	6'2"	228	Fr.	Wake Forest, N.C. (Wake Forest)
11	Payton Wilson	LB	6'4"	240	Fr.	Hillsborough, N.C. (Orange)
67	Justin Witt	OT	6'6"	310	R-So.	Chicago, Ill. (Lincoln-Way West)
93	Camden Woods	TE	6'3"	233	Fr.	Raleigh, N.C. (Wake Christian Acad)
14	Dexter Wright	SAF	6'2"	229	R-Sr.	Willson, N.C. (Hunt)

NUMERICAL ROSTER

No.	Name	Pos.	Hgt.	Wgt.	Cl.	Hometown, (Last School)
1	Stephen Louis	WR	6'2	215	R-Gr.	W. Palm Beach, Fla. (PB Lakes)
2	Louis Acceus	LB	5'11	220	So.	Spring Valley, N.Y. (St. Joseph)
3	Kelvin Harmon	WR	6'3	214	Jr.	Palmyra, N.J. (Palmyra)
3	Germaine Pratt	LB	6'3	240	R-Gr.	High Point, N.C. (Central)
4	Nick McCloud	CB	6'1	186	Jr.	Rock Hill, S.C. (S. Pointe)
5	Damontay Rhem	RB	5'11	213	R-Jr.	Wendell, N.C. (UNCP/E. Wake)
6	Cary Angeline	TE	6'7	254	R-So.	Chester Sprgs, Pa. (Downington E/USC)
6	De'Von Graves	CB	6'1	192	Fr.	Appomattox, Va. (Appomattox Co.)
7	Matthew McKay	QB	6'4	210	R-Fr.	Raleigh, N.C. (Wakefield)
7	Freddie Phillips, Jr.	NIC	6'1	208	R-Jr.	Pelion, S.C. (Pelion)
8	Maurice Trowell	CB	5'11	195	R-Sr.	Durham, N.C. (Southern Durham)
10	Tanner Ingle	NIC	5'10	186	Fr.	Orlando, Fla. (Dr. Phillips)
10	Micah Leon	QB	6'5	214	R-Fr.	Boca Raton, Fla. (Boynton Beach)
11	Jakobi Meyers	WR	6'2	203	R-Jr.	Lithonia, Ga. (Arabia Mountain)
11	Payton Wilson	LB	6'4	240	Fr.	Hillsborough, N.C. (Orange)
12	Brock Miller	LB	6'3	231	R-So.	Port St. Lucie, Fla. (Carroll Catholic)
12	Jory Perkins	QB	6'0	150	R-Fr.	Sanford, N.C. (Lee County)
13	Devin Leary	QB	6'2	195	Fr.	Sicklerville, N.J. (Timber Creek)
13	Stephen Morrison	NIC	5'11	217	R-Sr.	Weddington, N.C. (Weddington)
14	Woody Cornwell	QB	6'2	203	R-Gr.	Lake Junaluska, N.C. (Tuscola)
14	Dexter Wright	SAF	6'2	229	R-Sr.	Willson, N.C. (Hunt)
15	Ryan Finley	QB	6'4	212	R-Gr.	Phoenix, Az. (Boise St./Paradise Vall)
15	Chris Ingram	CB	6'0	186	So.	Mooreville, N.C. (Mooreville)
19	C.J. Riley	WR	6'4	206	R-So.	Coconut Crk, Fla. (N. Broward Prep)
20	Malik Dunlap	SAF	6'3	207	Fr.	Charlotte, N.C. (Harding Univ. HS)
20	Ricky Person, Jr.	RB	6'1	210	Fr.	Wake Forest, N.C. (Heritage)
20	Teshaun Smith	CB	6'3	187	Fr.	Ft. Lauderdale, Fla. (Western)
21	Stephen Griffin	NIC	6'3	210	R-Jr.	Charlotte, N.C. (South Meck/Tenn)
22	Isaiah Stallings	SAF	6'4	220	R-So.	Fayetteville, N.C. (Terry Sanford)
24	Nakia Robinson, Jr.	RB	5'11	191	R-Fr.	Miami, Fla. (Miami Jackson)
25	Reggie Gallaspy Jr.	RB	5'11	235	Sr.	High Point, N.C. (S. Guilford)
25	Taiyon Palmer	CB	5'11	183	Fr.	Lawrenceville, Ga. (Archer)
26	Trent Pennix	RB	6'2	225	Fr.	Raleigh, N.C. (Sanderson)
27	Vernon Grier	CB	5'10	185	R-Jr.	Charlotte, N.C. (Mallard Creek)
28	Kishawn Miller	CB	5'9	175	Jr.	Buffalo, N.Y. (Mill Creek/Ga. Military)
28	Dylan Parham	TE	6'5	236	R-So.	Raleigh, N.C. (Southeast)
29	Marquise Braxton	FB	6'1	225	R-Jr.	Greenville, N.C. (Rose)
29	Alim McNeill	DT	6'2	299	Fr.	Raleigh, N.C. (Sanderson)
30	Calvin "C.J." Hart, Jr.	LB	6'1	219	Fr.	Ft. Lauderdale, Fla. (Amer. Heritage)
31	Tyler Dabbs	WR	5'10	182	R-So.	Eden, N.C. (Morehead)
31	Jarius Morehead	SAF	6'1	220	R-Jr.	Whitsett, N.C. (E. Guilford)
32	Tyler Baker-Williams	SAF	6'1	200	Fr.	Raleigh, N.C. (Southeast)
32	Christopher Dunn	PK	5'8	177	Fr.	Lexington, N.C. (N. Davidson)
33	Brady Bodine	RB	5'10	195	R-Gr.	Camp LeJeune, N.C. (Camp Lejeune)
33	Isaac Duffy	CB	5'10	180	Fr.	Binghamton, N.Y. (Clayton)
34	Tim Kidd-Glass	SAF	6'1	204	Jr.	Danville, Va. (George Washington)
35	Dalton Counts	SAF	6'0	212	R-Fr.	Raleigh, N.C. (Garner)
36	William Brown, III	SAF	5'8	192	R-Jr.	Raleigh, N.C. (Cardinal Gibbons)
37	Jessie Malit	DE	6'3	237	R-Fr.	Concord, N.C. (Cox Mill)
38	Will Dabbs	RB	5'11	191	R-So.	Eden, N.C. (Morehead)
39	James Smith-Williams	DE	6'3	270	R-Jr.	Raleigh, N.C. (Millbrook)
39	Darius Walton	RB	5'7	156	Fr.	Elizabeth City, N.C. (Northeastern)
41	Isaiah Moore	LB	6'2	233	R-Fr.	Chester, Va. (Bird)
42	Dylan Autenrieth	TE	6'4	242	R-So.	Dallas, Ga. (N. Paulding)
42	Danny Blakeman	DT	6'2	269	R-Fr.	Raleigh, N.C. (Leesville Road)
43	David Pierson	LB	6'1	227	R-So.	Wendell, N.C. (Jireh Prep)
44	Joe Babros	DE	6'4	250	Jr.	Mission Viejo, Calif. (M.V./Saddleback)
45	Darian Roseboro	DE	6'4	283	Sr.	Lincolnton, N.C. (Lincolnton)
47	Damien Darden	TE	6'3	255	R-Fr.	Pikeville, N.C. (Aycok)
47	Alex Gray	LB	6'2	215	Fr.	Greensboro, N.C. (Page)
48	Bryce Swackhammer	LB	6'2	214	Fr.	Clayton, N.C. (Clayton)
49	Seth Williams	LB	6'2	228	Fr.	Wake Forest, N.C. (Wake Forest)
50	Jackson Quiggle	LS	5'11	224	R-So.	Sanford, N.C. (Southern Lee)
52	Kendall Brown	OT	6'4	263	R-So.	Jacksonville, Fla. (Trinity Christian)
52	Ibrahim Kante	DE	6'4	250	R-Fr.	New York, N.Y. (Trinity Pawling)
53	Tyler Jones	OT	6'3	306	R-Sr.	Stone Mountain, Ga. (Stephenson)
54	Evin Bellamy	LB	6'2	231	R-Jr.	Leland, N.C. (N. Brunswick)
55	Deonte Holden	DE	6'4	247	R-Gr.	Landover, Md. (Dematha Catholic)
55	Tyrone Riley	OT	6'6	290	R-Jr.	Savannah, Ga. (Calvary Day School)
56	Kollin Byers	OG	6'4	263	R-Fr.	Shelby, N.C. (Crest)
56	Val Martin	DT	6'2	307	R-So.	Marietta, Ga. (Marietta/Iowa Western)
57	Tyler Griffiths	LS	6'1	253	Sr.	Indian Trail, N.C. (Sun Valley)
58	Davontae McCrae	DE	6'5	257	Fr.	Miami, Fla. (Northwestern)
59	Liam Ryan	C	6'2	290	R-Fr.	Cary, N.C. (Fork Union/Cary)
61	Bo Ressler	OL	6'7	271	Fr.	Cary, N.C. (Green Hope)
62	Bryson Speas	OG	6'4	277	R-Fr.	Greensboro, N.C. (Dudley)
64	Kahric Belle	OL	6'6	360	Fr.	N. Miami Bch, Fla. (N. Miami Beach)
65	Garrett Bradbury	C	6'3	300	R-Gr.	Charlotte, N.C. (Charlotte Christian)
66	Joshua Fedd-Jackson	OG	6'3	329	So.	Montvale, N.J. (St. Joseph)
67	Justin Witt	OT	6'6	310	R-So.	Chicago, Ill. (Lincoln-Way West)
68	Charles Fletcher	OG	6'2	293	R-Fr.	Greenville, N.C. (Rose)
70	Terronne Prescod	OG	6'5	334	R-Sr.	Decatur, Ga. (Columbia)
71	Joe Sculthorpe	C	6'3	314	R-So.	Hampstead, N.C. (Topsail)
73	Grant Gibson	OG	6'1	300	R-Fr.	Charlotte, N.C. (Mallard Creek)
74	Emanuel McGirt, Jr.	OT	6'6	300	R-Jr.	Durham, N.C. (Hillside)
75	Jalynn Stickland	OT	6'6	329	Fr.	Waycross, Ga. (Ware County)
76	Justin Chase	OG	6'5	300	R-So.	Chesapeake, Va. (Great Bridge)
78	Gabriel Gonzalez	OT	6'5	277	Fr.	Mebane, N.C. (Eastern Alamance)
79	Ben Kaiser	OG	6'3	273	R-Gr.	Pasadena, Calif. (PCC/S. Pasadena)
80	Justin Dunn	WR	6'1	204	Fr.	Raleigh, N.C. (Sanderson)
82	Max Fisher	WR	6'2	193	R-Fr.	Up. Marlboro, Md (Gonzaga Coll.)
83	Eric Collins	WR	5'9	176	R-So.	Tampa, Fla. (Armwood)
84	Jasiah Provillon	WR	6'3	196	Fr.	Irvington, N.J. (Irvington)
85	Devin Carter	WR	6'4	209	Fr.	Clayton, N.C. (Clayton)
86	Emeka Emezie	WR	6'3	208	So.	Waxhaw, N.C. (Marvin Ridge)
87	Thayer Thomas	WR	6'0	193	R-Fr.	Wake Forest, N.C. (Heritage)
88	Adam Boselli	TE	6'5	253	R-Fr.	Ponte Vedra, Fla. (Episcopal)
89	Thomas Ruocchio	TE	6'4	250	R-So.	Raleigh, N.C. (Cardinal Gibbons)
90	A.J. Cole III	P	6'4	218	Sr.	College Park, Ga. (Woodward Acad)
90	Shug Frazier	DT	6'3	318	R-So.	Buford, Ga. (Buford)
91	Eurndraus Bryant	DT	6'1	330	Sr.	N. Charleston, S.C. (Ft. Dorchester)
92	Kyle Bambard	PK	5'8	188	Gr.	Wixom, Mich. (Walled Lake West)
92	Larrell Murchison	DT	6'3	291	R-Jr.	Elizabethtown, NC (Louisburg/E. Bladen)
93	Camden Woods	TE	6'3	233	Fr.	Raleigh, N.C. (Wake Christian Acad)
94	Kennan Solomon	DT	6'5	281	R-Fr.	Roxboro, N.C. (Piedmont CC/Person)
95	Derrick Eason	DE	6'4	264	Fr.	Norfolk, Va. (Norview)
96	Dante Johnson	DT	6'3	283	R-Fr.	Apopka, Fla. (Wekiva)
97	Xavier Lyas	DE	6'4	235	R-Fr.	Plant City, Fla. (Durant)
97	Philip Walton, Jr.	OT	6'6	300	R-Jr.	Charlotte, N.C. (Charlotte Christian)
98	Mackenzie Morgan	P	6'2	215	Fr.	Perth, Australia (Sacred Heart HS)
99	Joseph Boletepeli	DE	6'4	258	Fr.	Wake Forest, N.C. (Heritage)
99	Trenton Gill	P	6'4	211	R-Fr.	Hillsborough, N.C. (Cedar Ridge)

GAME REVIEWS

9/1/18 • Carter-Finley Stadium • 56,073 • Raleigh, N.C.		
	NC STATE	24
	JAMES MADISON	13

Score by Quarters	1	2	3	4	Score	
NC State	0	17	0	7	--	Record: (1-0)
James Madison	7	0	3	3	--	Record: (0-1)

Scoring Summary

1st 03:41 JMU - Stapleton, R. 5 yd. pass from DiNucci (Ratke, E. kick), 8-68 2:58
 2nd 14:11 NCS - Dunn, C. 25 yd. field goal, 11-69 4:25
 09:39 NCS - Thomas, T. 16 yd. pass from Finley, R. (Dunn, C. kick) 5-38 1:29
 00:18 NCS - Riley, CJ 14 yd. pass from Finley, R. (Dunn, C. kick) 12-90 2:50
 3rd 10:19 JMU - Ratke, E. 19 yd. field goal, 7-39 3:32
 4th 06:59 JMU - Ratke, E. 19 yd. field goal, 15-74 7:12
 01:05 NCS - Gallaspy, R. 6 yd. run (Dunn, C. kick), 11-84 5:50

	NCSU	JMU
FIRST DOWNS	25	23
RUSHES-YARDS	29-83	38-163
PASSING YARDS	309	202
Att-Comp-Int	29-43-0	24-30-0
TOTAL OFFENSE	392	365
KICK RETURNS (#-Yards)	3-52	3-37
PUNT RETURNS (#-Yards)	1-40	0-0
INT RETURNS (#-Yards)	0-0	0-0
PUNTS (#-Avg)	2-36.5	3-39.0
FUMBLES-LOST	0-0	1-1
PENALTIES-YARDS	5-50	5-25
TIME OF POSSESSION	28:18	31:42
THIRD-DOWN CONVERSIONS	11-16	7-13
FOURTH-DOWN CONVERSIONS	1-1	0-0
RED-ZONE SCORES/CHANCES	4-5	3-5
SACKS BY (#-YARDS)	2-7	1-4

RUSHING (Att-Yds-TD): NC State - Gallaspy, R. 17-70-1; Finley, R. 3-10-0; Person, R. 6-5-0; Meyers, J. 1-3-0; Pennix, T. 2-1-0. **James Madison:** DiNucci, B. 14-95-0; Marshall, M. 12-67-0; Sharp, T. 5-13-0; Johnson C. 6-9-0; Hamilton, J. 1-2-0.


PASSING (C-A-YDS-I-TD): NC State - Finley, R. 29-43-309-2-0 **James Madison:** DiNucci, B. 23-27-197-1-0; Johnson, C. 1-2-5-0-0.

RECEIVING (Rec-Yds-TD): NC State - Meyers, J. 14-161-0; Emezie, E. 5-60-0; Riley, CJ 4-45-1; Harmon, K. 4-33-0; Thomas, T. 1-16-1; Baker-Williams 1(-6)-0 **James Madison:** Stapleton, R. 9-88-1; Sims, J. 4-32-0; Eldridge, D. 3-25-0; Cullen, M. 2-15-0; Dean, K. 2-15-0; Marshall, M. 1-12-0; Cheatham, C. 1-10-0; Morgan, EJ 1-5-0; Sharp, T. 1-0-0.

IINTERCEPTIONS (#-Yds): NC State - none; **James Madison** - none

FUMBLES (#-Lost): NC State - 0-0; **James Madison:** 1-1

TACKLES (Ht-Ast-Tot): NC State - Pratt, G. 6-6-12; Moore, I. 6-4-10; Morehead, J. 4-6-10 **James Madison:** Smith, A. 7-3-10; Holloway, D. 1-8-9; Moore, K. 1-7-8.

9/8/18 • Carter-Finley Stadium • 56,073 • Raleigh, N.C.		
	NC STATE	41
	GEORGIA STATE	7

Score by Quarters	1	2	3	4	Score	
NC State	10	10	7	14	--	Record: (2-0)
Georgia State	7	0	0	0	--	Record: (1-1)

Scoring Summary

1st 12:37 GSU -Coates, D. 8 yd. run (Wright, B. kick) 6-75 2:32
 09:32 NCS - Thomas, T. 5 yd. pass from Finley, R. (Dunn, C. kick) 7-57 2:57
 03:22 NCS - Dunn, C. 25 yd. field goal, 9-89 3:42
 2nd 10:41 NCS - Gallaspy, R. 1 yd. run (Dunn, C. kick) 10-80 4:27
 00:00 NCS - Dunn, C. 28 yd. field goal, 5-63 0:46
 3rd 03:43 NCS - Pennix, T. 1 yd. pass from Finley, R. (Dunn, C. kick) 8-72 3:26
 4th 03:12 NCS - Bodine, B. 39 yd. run (Dunn, C. kick) 4-55 2:08
 01:12 NCS - McKay, M. 2 yd. run (Dunn, C. kick) 3-12 1:12

	NCSU	GSU
FIRST DOWNS	24	18
RUSHES-YARDS	31-115	31-107
PASSING YARDS	426	242
Att-Comp-Int	32-39-1	19-34-0
TOTAL OFFENSE	541	349
KICK RETURNS (#-Yards)	1-36	0-0
PUNT RETURNS (#-Yards)	0-0	0-0
INT RETURNS (#-Yards)	0-0	1-23
PUNTS (#-Avg)	2-47.0	4-56.2
FUMBLES-LOST	2-0	2-1
PENALTIES-YARDS	6-52	5-48
TIME OF POSSESSION	30:32	29:28
THIRD-DOWN CONVERSIONS	4-9	4-13
FOURTH-DOWN CONVERSIONS	1-2	1-3
RED-ZONE SCORES/CHANCES	6-6	1-2
SACKS BY (#-YARDS)	3-11	0-0

RUSHING (Att-Yds-TD): NC State - Bodine, B. 5-50-1; Pennix, T. 9-28-0; Gallaspy, R. 11-26-1; McKay, M. 1-2-1 **Georgia State:** Coates, D. 6-43-1; Ellington, D. 10-41-0; Barnett, T. 6-20-0.


PASSING (C-A-YDS-I-TD): NC State - Finley, R. 31-38-370-1-2; Thomas, T. 1-1-56-0-0 **Georgia State:** Ellington, D. 15-28-194-0-0; Winchester, A. 4-6-48-0-0.

RECEIVING (Rec-Yds-TD): NC State - Thomas, T. 9-114-1; Harmon, K. 8-129-0; Pennix, T. 3-66-1; Riley, CJ 4-49-0; Louis, S. 2-32-0; Emezie, E. 4-25-0 **Georgia State:** Gentry, D. 5-83-0; Hart, P. 3-53-0; Dixon, T. 2-33-0.

IINTERCEPTIONS (#-Yds): NC State - none; **Georgia State** - White, Q. 1-23

FUMBLES (#-Lost): NC State - 2-0; **Georgia State:** 2-1

TACKLES (Ht-Ast-Tot): NC State - Pratt, G. 5-2-7; Ingle, T. 5-2-7; Morehead, J. 2-4-6; Kidd-Glass, T. 2-3-5 **Georgia State:** Middleton, C. 2-10-12; Applin, D. 2-9-11; Curney, E. 1-8-9; Thomas, T. 1-8-9.

9/22/18 • Joan C. Edwards Stadium • 32,349 • Huntington, W. Va.			
	NC STATE		37
	MARSHALL		20

Score by Quarters	1	2	3	4	Score	
NC State	3	20	14	0	--	37 Record: (3-0)
Marshall	0	7	13	0	--	20 Record: (2-1)

Scoring Summary

1st 04:45 NCS - Dunn, C. 30 yd. FG 12-61 5:15
 2nd 04:55 NCS - Gallaspy, R. 1 yd. run (Dunn, C. kick), 8-80 3:48
 2nd 14:04 MAR - Williams, M. 82 yd. pass from Green, I. (Rohrwasser, J. kick) 2-80 0:51
 2nd 09:20 NCS - Dunn, C. 32 yd. FG 11-61 4:44
 2nd 02:33 NCS - Gallaspy, R. 1 yd. run (Dunn, C. kick) 8-70 4:06
 2nd 0:00 NCS - Dunn, C. 26 yd. FG 6-47 0:30
 3rd 09:20 MAR - Rohrwasser, J. 32 yd. FG 8-56 3:29
 3rd 09:11 MAR - Johnson, A. 22 yd. fumble recover (Rohrwasser, J. kick)
 3rd 07:24 NCS - Emezie, E. 30 yd. pass from Finley, R. (Dunn, C. kick) 6-75 1:47
 3rd 03:05 MAR - Rohrwasser, J. 29 yd. FG 12-58 4:19
 3rd 00:28 NCS - Morehead, J. 57 yd. INT (Dunn, C. kick)

	NCSU	MAR
FIRST DOWNS	24	15
RUSHES-YARDS	36-125	22-54
PASSING YARDS	377	270
Att-Comp-Int	23-40-0	22-43-2
TOTAL OFFENSE	502	324
KICK RETURNS (#-Yards)	2-44	6-123
PUNT RETURNS (#-Yards)	1-6	1-13
INT RETURNS (#-Yards)	2-57	0-0
PUNTS (#-Avg)	4-36.2	5-35.8
FUMBLES-LOST	1-1	1-1
PENALTIES-YARDS	4-25	4-20
TIME OF POSSESSION	34:40	25:20
THIRD-DOWN CONVERSIONS	9-16	6-17
FOURTH-DOWN CONVERSIONS	0-0	2-3
RED-ZONE SCORES/CHANCES	5-6	2-2
SACKS BY (#-YARDS)	1-2	1-6

RUSHING (Att-Yds-TD): NC State - Gallaspy, R. 22-81-2; Pennix, T. 9-33-0; Louis, S. 1-12-0; Finley, R. 4-(-1)-0 . **Marshall:** King, T. 9-30-0; Keion, D. 7-17-0; Green, I. 4-7-0; Anderson, A. 1-2-0; Johnson, W. 1-(-2)-0

PASSING (C-A-YDS-I-TD): NC State - Finley, R. 23-40-377-1-0 **Marshall:** Green, I. 22-43-270-1-2.

RECEIVING (Rec-Yds-TD): NC State - Harmon, K. 6-150-0; Emezie, E. 6-69-1; Louis, S. 3-58-0; Thomas, T. 2-45-0; Meyers, J. 2-29-0; Riley, C. 2-18-0; Pennix, T. 2-8-0. **Marshall:** Davis, K. 6-99-0; Williams, M. 4-87-1; Levias, A. 2-26-0; Brady, T. 3-25-0; Obialo, O. 2-12-0; Johnson, W. 1-10-0; Gaines, X. 2-8-0; King, T. 2-3-0.

IINTERCEPTIONS (#-Yds): NC State - Morehead, J. 1-57-1; Ingram, C. 1-0.; **Marshall** - none

FUMBLES (#-Lost): NC State - 1-1; **Marshall:** 1-1

TACKLES (Ht-Ast-Tot): NC State - Pratt, G. 3-8-11; Acceus, L. 1-8-9; Ingle, T. 3-3-6; Morehead, J. 2-4-6. **Marshall:** Gant, M. 1-7-8; Hernandez, F. 3-5-8; Hancock, C. 2-6-8.

THE LAST TIME ... NC STATE

NC STATE TEAM

CATEGORY	LAST TIME	SPAN OF GAMES
Scored 50+.....	52 vs. Arizona St. (12/29/17)	3
Scored 60+.....	63 vs. S. Alabama (9/26/15)	38
Score < 10	0 vs. Clemson (10/4/14)	50
Was Shutout.....	vs. Clemson (10/4/14)	50
Shut out opponent.....	Eastern Kentucky (9/12/15)	40
300+ yds rushing.....	308 vs. UNC (11/28/15)	31
400+ yds rushing.....	400 vs. W. Carolina (1990)	347
<100 yds rushing.....	83 vs. James Madison (9/1/18)	2
300+ yds passing.....	377 vs. Marshall (9/22/18)	0
400+ yds passing.....	426, vs Georgia State (9/8/18)	1
500+ yds passing.....	535 vs. Duke (11/11/89)	346
<200 yds total offense.....	198 vs. Notre Dame (10/8/16)	25
30+ first downs.....	31 vs. FSU (11/5/16)	21
100+ penalty yards.....	108 vs. UNC (11/25/17)	4
2+ fumbles lost.....	2 vs. Wake Forest (11/18/17)	6
Scored a safety.....	UNC (11/20/10)	95
Allowed a safety.....	Florida State (9/23/17)	12
Forced 4 or more TOs.....	4 vs. Arizona St. (12/29/17)	3
Committed 4 or more TOs.....	4 vs. Duke (11/9/13)	58
Intercepted 3 or more passes.....	3 vs. Arizona St. (12/29/17)	3

INDIVIDUAL

RUSHING	MARK, PLAYER, LAST TIME	SPAN OF GAMES
100+ yds rushing.....	196, Nyheim Hines, UNC, 12/25/17	4
200+ yds rushing.....	205, Matt Dayes, WF, 10/24/15	35
100+ yds by 2 players.....	104, Dayes; 111, Thornton, USA, 9/26/15	38
QB Rushes for 100+ yds.....	128, Jacoby Brissett vs. UNC, 11/28/15	30
100 yd rushing + 100 passing.....	128, 206, J. Brissett, UNC, 11/28/15	30
30+ carries.....	30, Brandon Mitchell, Md, 11/30/13	55
Consec. 100-yd games.....	Hines, Syra, 9/30/17; Louis., 10/5/17, Pitt, 10/14/17	9
50-59 yard run.....	54, Nyheim Hines, UNC, 11/25/17	4
60-69 yard run.....	66, Jaylen Samuels, Clemson, 10/31/15	34
70-79 yard run.....	77, Matt Dayes, South Alabama, 9/26/15	38
80+ yard run.....	83, Nyheim Hines, Pitt, 10/14/17	9
2+ rushing TDs.....	2, Reggie Gallaspy, Marshall, 9/22/18	0
3+ rushing TDs.....	3, Nyheim Hines, Arizona St., 12/29/17	3

PASSING

300+ yds passing.....	377, Ryan Finley, Marshall, 9/22/18	0
400+ yds passing.....	415, Ryan Finley, S. Carolina, 9/2/17	15
500+ yds passing.....	535, Shane Montgomery, Duke, 11/11/89	346
40+ pass attempts.....	40, Ryan Finley, Marshall, 9/22/18	0
50+ pass attempts.....	52, Ryan Finley, Wake Forest, 11/18/17	5
25+ completions.....	31, Ryan Finley, Georgia State, 9/8/18	1
3 TD passes.....	3, Ryan Finley, Clemson, 11/4/17	7
4 TD passes.....	4, Brandon Mitchell, East Carolina, 11/23/13	56
5+ TD passes.....	Mike Glennon (5), UNC, 10/27/12	72
Consec. 300+ yd gm.....	R. Finley, 370 Georgia State; 377, Marshall, 9/22/18	0
50+ yd completion.....	56, T. Thomas to Pennix, Georgia State., 9/8/18	1
70+ yd completion.....	79, Finley to Samuels, Louisville, 10/5/17	10
80+ yd. completion.....	80, Finley to Louis, East Carolina, 9/10/16	28
350+ yds Total Offense.....	376, Ryan Finley, Georgia State, 9/22/18	0

RECEIVING

100+ yds receiving.....	150, Kelvin Harmon, Marshall, 9/22/18	0
200+ yds receiving.....	219, Tobais Palmer, Clemson, 11/17/12	69
100+ yds rec./2 plr.....	129, Harmon; 114 Thomas, Georgia State, 9/8/18	0
10+ receptions.....	14, Jakobi Meyers, James Madison, 9/1/18	1
15+ receptions.....	15, Jaylen Samuels, S. Carolina, 9/2/17	15
Consec. 100-yd gms.....	Harmon, Georgia State, 9/8/18, Marshall, 9/22/18	0
50+ yd reception.....	56, Trent Pennix, Georgia State, 9/8/18	1
70+ yd reception.....	79, Jaylen Samuels, Louisville, 10/5/17	10
80+ yd reception.....	82, Pharoah McKeever, Miss. St., 12/28/15	29

2018 WOLFPACK FOOTBALL

3+ TDs in a game.....	3, Jaylen Samuels, Vanderbilt, 12/26/16	16
-----------------------	---	----

SPECIAL TEAMS

50+ yd. FG.....	50, Niklas Sade, Miami, 9/29/12	75
Game winning FG (reg).....	48 yds (33 sec), Niklas Sade, Richmond, 9/7/13	65
Game winning FG (OT).....	42 yds (10T), Steven Hauschka, Miami, 11/3/07	134
60-yd punt.....	65, A.J. Cole III vs. Syracuse, 9/30/17	11
70-yd punt.....	72, A.J. Cole, III, Wake Forest, 10/1/16	25
50-yd punt avg (min. 3).....	54.5, A.J. Cole, Wake Forest, 10/1/16	25
100+ yds in KOR.....	116, Jaylen Samuels, Notre Dame, 10/28/17	8
TD on Kickoff Return.....	100 yds, Nyheim Hines, Vanderbilt, 12/26/16	16
100+ yds in PR.....	102, Darrell Blackman, Florida State, 11/11/04	169
TD on Punt Return.....	92 yards, Nyheim Hines, Pitt, 10/14/17	9
TD on opening KOR.....	Lamont Reid, East Tennessee St., 8/31/02	203
TD on NC St. 1st KOR.....	Darrell Blackman, Clemson, 9/22/07	139
Blocked FG.....	Eurndraus Bryant, Georgia State, 9/8/18	1
Blocked Punt.....	Tyrone Riley, BC, 11/11/17	6
TD on Blk Punt.....	Germaine Pratt, Notre Dame, 10/28/17	8

DEFENSE

10+ tackles.....	11, Germaine Pratt, Marshall, 9/22/18	0
15+ tackles.....	15, Josh Jones, Miami, 11/19/16	18
20+ tackles.....	20, Andre Maddox, Georgia Tech, 11/2/02	195
5+ TFL.....	5, Bradley Chubb, BC, 11/11/17	6
4+ sacks.....	4, Mario Williams vs. Maryland, 11/6/05	160
2+ interceptions.....	2, Jerod Fernandez, Florida State, 9/27/14	50
Fumble rec. for TD.....	Garland Heath. UVa., 11/1/03	181
Fumble ret. for TD.....	Brandan Bishop (33 yards) vs. Georgia Tech, 10/1/11	88
TD on INT return.....	57, Jarius Morehead, Marshall, 9/22/18	0
100 yds in INT rets.....	Marcus Hudson (100) at Duke, 11/3/01	210
Forced a safety.....	Terrell Manning (10 yd sack) vs. UNC, 11/20/10	95

SCORING

Scored 20+ points.....	30, T.A. McLendon at Texas Tech, 9/21/02	102
Scored 5+ TDs.....	5, T. A. McLendon at Texas Tech, 9/21/02	102
Made 3+ FGs.....	Chris Dunn (3), at Marshall, 9/22/18	0
Made 7+ PATs.....	7, Kyle Bambarid vs. Arizona St., 12/29/17	3
2-pt conversion.....	Nyheim Hines from Ryan Finley, Louisville, 10/5/17	10
OL scored TD.....	Derek Green fumble recovery, Fla. St., 11/10/01	210
TD on 1st offensive play.....	Anthony Barbour, Maryland, 11/23/91	324
TD on 1st defensive play.....	Nate Irving, Clemson, 9/13/08	128

#1PACK1GOAL

THE LAST TIME ... OPPONENT

TEAM

CATEGORY	LAST TIME	SPAN OF GAMES
Scored 50+.....	56, Clemson, 10/31/15.....	34
Scored 60+.....	62, Clemson, 11/17/12.....	69
Score < 10	7, Georgia State, 9/8/18.....	1
Was Shutout.....	E. Kentucky, 9/12/15.....	40
300+ yds rushing.....	318, Notre Dame, 10/28/17.....	8
400+ yds rushing	479, Georgia Tech, 11/8/14.....	45
<100 yds rushing.....	54, Marshall, 9/22/18.....	0
300+ yds passing	352, Arizona St., 12/29/17.....	3
400+ yds passing	516, Miami, 9/29/12.....	75
500+ yds passing	516, Miami, 9/29/12.....	75
<200 yds total offense.....	113, Notre Dame, 10/8/16.....	5
30+ first downs	30, Clemson 10/15/16.....	23
100+ penalty yards.....	127, UNC, 11/25/17.....	4
2+ fumbles lost.....	2, Louisville, 10/22/16.....	22
Scored a safety.....	Florida State, 9/23/17.....	12
Allowed a safety.....	UNC, 11/20/10.....	95
Forced 4 or more TOs.....	4, Duke, 11/9/13.....	58
Committed 4 or more TOs.....	4, Arizona St., 12/29/17.....	3
Intercepted 3 or more passes.....	3, Louisville, 10/22/16.....	22

INDIVIDUAL

RUSHING	MARK, PLAYER, LAST TIME	SPAN OF GAMES
100+ yds rushing.....	196, Dillon, BC 11/11/17.....	6
200+ yds rushing.....	202, Josh Adams, Notre Dame, 10/28/17.....	8
100+ yds by 2 players	220, Hood; 100 Logan, UNC, 11/28/15.....	30
QB Rushes for 100+ yds.....	121, Lamar Jackson, Louisville, 10/3/15.....	37
100 yd rushing + 100 passing.....	121/103, Jackson, Louisville, 10/3/15.....	37
30+ carries.....	36, Dillon, BC, 12/22/17.....	6
50-59 yard run.....	53, Marshall, K. Davis, 9/9/17.....	12
60-69 yard run.....	66, Dillon, Boston College, 11/11/17.....	6
70-79 yard run.....	77, Josh Adams, Notre Dame, 10/28/17.....	8
80+ yard run.....	89, Feaster, Clemson, 11/4/17.....	7
2+ rushing TDs.....	2, K. Bryant, Clemson, 11/4/17.....	7
3+ rushing TDs.....	3, M. Walton, Miami, 11/19/16.....	18

PASSING	MARK, PLAYER, LAST TIME	SPAN OF GAMES
300+ yds passing	352, Manny Wilkins, Arizona St., 12/29/17.....	3
400+ yds passing	426, Tajh Boyd, Clemson, 11/17/12.....	69
500+ yds passing	566, Stephen Morris, Miami, 9/29/12.....	75
40+ pass attempts.....	43, Isaiah King, Marshall, 9/22/18.....	0
50+ pass attempts.....	52, D. Watson, Clemson, 10/15/16.....	23
60+ pass attempts.....	63, B.J. Symons, Texas Tech, 9/20/03.....	187
25+ completions.....	26, L. Jackson, Louisville, 10/5/17.....	10
3 TD passes.....	3, Manny Wilkins, Arizona St., 12/29/17.....	3
4 TD passes	4, Dak Prescott, Miss. State, 12/30/15.....	29
5+ TD passes.....	5, Deshaun Watson, Clemson, 10/31/15.....	34
50+ yd completion.....	51, Elliott, UNC, 11/25/17.....	4
70+ yd completion.....	71, Blazejowski to Schumpert, Furman, 9/16/17.....	13
80+ yd. completion.....	82, Isaiah Green to Williams, Marshall, 9/22/18.....	0
350+ yds Total Offense.....	365, Manny Wilkins, Arizona St, 12/29/17.....	3

RECEIVING	MARK, PLAYER, LAST TIME	SPAN OF GAMES
100+ yds receiving	142, N'Keal Harry, Arizona St., 12/29/17.....	3
200+ yds receiving	224, Torrey Smith, Maryland, 11/27/10.....	94
100+ yds rec./2 plr	Fitzpatrick/Dawkins, Louisville, 10/5/17.....	10
10+ receptions.....	10, Fitzpatrick, Louisville, 10/5/17.....	10
50+ yd reception.....	51, Ratliff, UNC, 11/25/17.....	4
70+ yd reception.....	75, T. Brady, Marshall, 9/9/16.....	20
80+ yd reception	82, M. Williams, Marshall, 9/22/18.....	0
3+ TDs in a game.....	3, Tabari Hines, Wake Forest, 11/11/17.....	5

SPECIAL TEAMS	MARK, PLAYER, LAST TIME	SPAN OF GAMES
50+ yd. FG	52, Tommy Openshaw, Vanderbilt, 12/26/16.....	16
Game winning FG (reg).....	20 yds, 6 secs, Obi Egekeze, Maryland, 10/25/08.....	123
60-yd punt.....	65, B. Wright, S. Georgia State, 9/8/18.....	1

70-yd punt	76, Pat O'Donnell, Cincinnati, 9/22/11.....	89
50-yd punt avg (min. 3).....	59.7, Pat O'Donnell, Cincinnati, 9/22/11.....	89
100+ yds in KOR.....	139, Justus Pickett, Maryland, 11/26/11.....	81
TD on Kickoff Return.....	97, Deebo Samuels, South Carolina, 9/2/16.....	15
TD on Punt Return.....	77, McCloud, Clemson, 11/4/17.....	7
TD on opening KOR.....	97 yds, Deebo Samuel, SC, 8/2/162.....	15
Blocked FG.....	Christian Wilkins, Clemson, 10/15/151.....	23
Blocked Punt.....	Brian Burns, Florida St., 9/23/17.....	12
TD on Blk Punt.....	Wallace Wright blk, Quinton Person rec, UNC, 9/24/05.....	164

DEFENSE	MARK, PLAYER, LAST TIME	SPAN OF GAMES
10+ tackles	12, C. Middleton, Georgia State, 9/8/18.....	1
15+ tackles	17, Malik Gant, Marshall, 9/9/17.....	14
20+ tackles.....	23, Daryl Mapp, UNC, 11/10/07.....	133
2+ interceptions.....	2, DeVon Edwards, Duke, 11/9/13.....	58
Fumble rec. for TD	16 yds, Vic Beasley, Clemson, 10/4/14.....	49
Fumble ret. for TD.....	66 yds, Dexter McDougle, Maryland, 11/26/11.....	81
TD on INT return.....	69, Kevin Love, Notre Dame, 10/28/17.....	8
100 yds in INT rets.....	114, Patrick Hinton, South Carolina, 10/29/88.....	363
Forced a safety.....	9-yard sack, W. Hall, Virginia, 11/3/12.....	71

SCORING	MARK, PLAYER, LAST TIME	SPAN OF GAMES
Scored 20+ points	24, Torrey Smith, Maryland, 11/27/10.....	94
Made 4+ FGs	4, B. Creque, Louisville, 12/26/16.....	20
Made 7+ PATs.....	7, Huegel, Clemson, 10/31/15.....	34
2-pt conversion.....	E. Dungey rush, Syracuse, 9/30/17.....	11

BEST OF THE 21ST CENTURY

INDIVIDUAL

RUSHING YARDS

248, Andre Brown, S. Miss., 2005
 205, Matthew Dayes, WF 2015
 196, Nyheim Hines, UNC, 2017
 179, Andre Brown, Florida St, 2005
 178, Ray Robinson, Maryland, 2000

RUSHING ATTEMPTS

40, Ray Robinson, Maryland, 2000
 34, Toney Baker, Clemson, 2006
 32, T.A. McLendon, Texas Tech, 2002
 32, Andre Brown, S. Miss, 2005
 32, Jamelle Eugene, UNC, 2007

YARDS PER ATTEMPT (min. 8 att.)

13.0 (8-104), Matt Dayes, S. Ala, 2015
 12.8 (16-205), Matt Dayes, WFU, 2015
 11.9 (14-167), Jacoby Brissett, UNC, 2014
 11.6, (9-104), Ray Robinson, Duke, 2001
 11.6 (9-104), Ray Robinson, Duke, 2001

RUSHING TOUCHDOWNS

5, T.A. McLendon, Texas Tech, 2002
 3, by many

PASSING YARDS

493, Mike Glennon, Clemson, 2012
 475, Philip Rivers, Kansas, 2003
 467, Mike Glennon, UNC, 2012
 440, Mike Glennon, Miami, 2012
 433, Philip Rivers, W. Forest, 2003

PASS COMPLETIONS

45, Ryan Finley, S. Carolina, 2017
 38, Philip Rivers, W. Forest, 2003
 38, Russell Wilson, Boston Coll. 2010
 37, Philip Rivers, Kansas, 2003
 36, Mike Glennon, Md, 2011

PASS ATTEMPTS

64, Ryan Finley, S. Carolina, 2017
 60, Russell Wilson, Maryland, 2010
 57, Philip Rivers, Arkansas St. 2000
 56, Daniel Evans, W. Forest, 2007
 55, Mike Glennon, Florida St., 2012
 55, Mike Glennon, Md, 2011

TOUCHDOWNS

5, Mike Glennon, UNC, 2012
 5, Mike Glennon, Clemson, 2012
 5, Russell Wilson, Florida State, 2009
 5, Philip Rivers, Kansas, 2003
 5, Philip Rivers, Indiana, 2000
 5, Philip Rivers, Navy, 2002
 5, Mike Glennon, Maryland, 2011
 4, Mike Glennon, Miami, 2012
 4, Mike Glennon, South Alabama, 2011
 4, Russell Wilson, Western Carolina, 2010
 4, Russell Wilson, Murray State, 2009
 4, Russell Wilson, Gardner Webb, 2009
 4, Russell Wilson, Pittsburgh, 2009
 4, Russell Wilson, UNC, 2009
 4, Jay Davis, Miami, 2004
 4, Philip Rivers, Ohio State, 2003
 4, Philip Rivers, Virginia, 2003
 4, Philip Rivers, Florida State, 2003
 4, Philip Rivers, Massachusetts, 2002
 4, Philip Rivers, Duke, 2001
 4, Philip Rivers, Clemson, 2001
 4, Brandon Mitchell, ECU, 2013

YARDS PER COMPLETION (10 or more)

30.90 (10-309), Philip Rivers, Navy, 2002
 20.0 (11-220), Russell Wilson, Miami, 2008
 19.5 (12-234), Jay Davis, E. Ky, 2005
 18.40 (15-276), Philip Rivers, N. Mex., 2002
 18.39 (23-423), Philip Rivers, UNC, 2003

RECEPTIONS

15, Jaylen Samuels, S. Carolina, 2017
 14, Jakobi Meyers, James Madison, 2018
 13, Jerricho Cotchery, Kansas, 2003
 12, Jerricho Cotchery, Maryland, 2002
 11, Nyheim Hines, Florida State, 2016
 11, T.A. McLendon, Virginia, 2003
 11, Jerricho Cotchery, Maryland, 2001
 11, Donald Bowens, Virginia, 2007
 11, Bryan Underwood, Wake Forest, 2013

RECEIVING YARDS

219, Tobais Palmer, Clemson, 2012
 217, Jerricho Cotchery, UNC, 2003
 202, Donald Bowens, Virginia, 2007
 176, T.J. Graham, Cincinnati, 2011
 174, Jerricho Cotchery, Duke, 2002

TOUCHDOWN RECEPTIONS

3, Jaylen Samuels, Vanderbilt, 2016
 3, Tobais Palmer, Clemson, 2012
 3, Jarvis Williams, Florida State, 2009
 3, Tramain Hall, Duke, 2003
 3, Jerricho Cotchery, Clemson, 2001
 3, Koren Robinson, Georgia Tech, 2000

YARDS PER CATCH (min 5 receptions)

33.0 (5-165), Owen Spencer, FSU, 2009
 31.29 (7-210), Tobais Palmer, Clemson, 2012
 29.8 (5-149), Koren Robinson, SMU, 2000
 29.6 (5-148), Bryan Underwood, CMU, 2013
 29.0 (5-145), Jerricho Cotchery, TTU, 2002
 29.0 (6-174), Jerricho Cotchery, Duke, 2002

TOTAL OFFENSE YARDS

495, Philip Rivers, Kansas, 2003
 474, Mike Glennon, Clemson, 2012
 463, Philip Rivers, UNC, 2003
 449, Philip Rivers, Florida St., 2003
 443, Philip Rivers, W. Forest, 2003

ALL-PURPOSE YARDS

496, Tobais Palmer, Clemson, 2012
 336, T.J. Graham, Cincinnati, 2011
 284, Tobais Palmer, Vanderbilt, 2012
 279, Andre Brown, S. Miss, 2005
 261, Donald Bowens, Virginia, 2007

PUNTS

11, John Deraney, Florida State, 2004
 10, Jeff Ruiz, UCF, 2010
 9, by many

PUNTING YARDS

423, John Deraney, Fla St., 2004
 415, Austin Herbert, Conn., 2003
 410, Wil Baumann, Clemson, 2014
 397, Wil Baumann, BC, 2013
 392, A.J. Cole, III, Boston College, 2015

PUNT AVERAGE

55.2 (4-221), Wil Baumann, Presby., 2014
 55.0 (4-220), Austin Herbert, Duke, 2001
 54.5 (4-218), A.J. Cole, III, WFU, 2016
 52.5 (2-105), Jeff Ruiz, UNC, 2010

52.0 (2-104), A.J. Cole, III, ECU, 2016

TOUCHDOWNS

5, T.A. McLendon, Texas Tech, 2002
 3, by many

POINTS

30, T.A. McLendon, Texas Tech, 2002

TOUCHDOWN RESPONSIBILITY

6, Philip Rivers, Navy, 2002
 6, Mike Glennon, Maryland, 2011
 5, Mike Glennon, UNC, 2012
 5, Mike Glennon, Clemson, 2012
 5, Russell Wilson, Fla. St., 2009
 5, Philip Rivers, Kansas, 2003
 5, Philip Rivers, Navy, 2002
 5, T.A. McLendon, Tex. Tch, 2002
 5, Philip Rivers, Indiana, 2000

FIELD GOALS

4, Niklas Sade, La. Tech, 2013
 4, Niklas Sade, UNC, 2013
 4, Steven Hauschka, Miami, 2007
 4, Adam Kiker, Maryland, 2001
 3, by many

MOST PATS

9, Kyle Bambard, South Alabama, 2015
 8, Adam Kiker, Kansas, 2003
 8, Austin Herbert, Navy, 2002
 8, Niklas Sade, Maryland, 2011
 7, Kyle Bambard, Arizona State, 2017
 7, Kyle Bambard, Old Dominion, 2016
 7, Carson Wise, Furman, 2017
 7, Niklas Sade, Citadel, 2012
 7, Niklas Sade, South Florida, 2014
 7, John Deraney, ECU, 2004

TACKLES

24, Dantonio Burnette, Clemson, 2001
 21, Levar Fisher, UNC, 2001
 21, Levar Fisher, Maryland, 2000
 20, Andre Maddox, Georgia Tech, 2002
 20, Levar Fisher, Wake Forest, 2001
 20, Levar Fisher, Florida State, 2000

SACKS

4, Mario Williams, Maryland, 2005
 4, Mario Williams, S. Miss, 2005
 3.5, Mario Williams, Wake Forest, 2005
 3, Darian Roseboro, ODU, 2016
 3, Bradley Chubb, Notre Dame, 2016
 3, Mario Williams, Florida St, 2004
 3, Manny Lawson, Va. Tech, 2004
 3, Manny Lawson, UNC, 2005
 3, Mike Rose, Syracuse, 2014
 3, Dantonio Burnette, Duke, 2002
 3, Willie Young, Wake Forest, 2009

TACKLES FOR LOSS

8, Nate Irving, Wake Forest, 2010
 6, Mario Williams, S. Miss, 2005
 5, Bradley Chubb, Boston College, 2017
 5, Mario Williams, FSU, 2004
 5, Mario Williams, Maryland, 2005
 5, Oliver Hoyte, Miami, 2004
 5, Dantonio Burnette, Duke, 2002
 5, Levar Fisher, Maryland, 2000

INTERCEPTIONS

3, Rod Johnson, Notre Dame, 2003
 2, Dontae Johnson, FSU, 2013
 2, Jack Tocho, Syracuse, 2013

2, Jerod Fernandez, FSU, 2014

KICKOFF RETURN YARDS

277, Tobais Palmer, Clemson, 2012
 202, T.J. Graham, Duke, 2009
 189, Nyheim Hines, Louisville, 2016
 175, Greg Golden, Pittsburgh, 2001
 173, Tobais Palmer, Vanderbilt, 2012

PUNT RETURN YARDS

103, Darrell Blackman, Florida St, 2004
 94, Nyheim Hines, Pitt, 2017
 93, Rashard Smith, Duke, 2013
 90, Darrell Blackman, C. Fla., 2007
 88, T.J. Graham, UNC, 2010
 88, T.J. Graham, Liberty, 2011

TEAM

RUSH ATTEMPTS

58, vs. Troy, 2015
 58, vs. UNC, 2014
 56, vs. La. Tech, 2013
 54, vs. Maryland, 2013
 54, vs. S. Miss., 2005

RUSHING YARDS

388, vs. UNC, 2014
 362, vs. Wake Forest, 2014
 330, vs. S. Alabama, 2015
 315, vs. S. Florida, 2014
 208, vs. UNC, 2015

RUSHING TOUCHDOWNS

7, vs. S. Alabama, 2015
 6, vs. Arizona St., 2017
 6, vs. Texas Tech, 2002
 5, vs. many

PASS ATTEMPTS

64, vs. South Carolina, 2017
 62, vs. Maryland, 2010
 57, vs. Arkansas St, 2000
 56, vs. Boston Coll., 2010
 56, vs. Wake Forest, 2007

PASS COMPLETIONS

45 vs. South Carolina, 2017
 41, vs. Boston Coll., 2010
 38, vs. Wake Forest, 2003
 38, vs. Kansas, 2003
 36, vs. Ohio State, 2003

PASSING YARDS

493, vs. Clemson, 2012
 481, vs. Kansas, 2003
 467, vs. UNC, 2012
 440, vs. Miami, 2012
 433, vs. Wake Forest, 2003

PASSING TOUCHDOWNS

5, vs. Furman, 2017
 5, vs. Clemson, 2012
 5, vs. UNC, 2012
 5, vs. Maryland, 2011
 5, vs. Florida State, 2009
 5, vs. Kansas, 2003
 5, vs. Navy, 2002
 5, vs. Duke, 2001
 5, vs. Clemson, 2001

GAME 4: NC STATE vs. VIRGINIA

5, vs. Indiana, 2001
5, vs. Indiana, 2000
5, vs. Florida State, 1997
5, vs. Wake Forest, 1995

COMPLETION PERCENTAGE

(min. 10 att.)

.872 (34-39), vs. W. Carolina, 2003
.863 (19-22), vs. S. Alabama, 2011
.846 (22-26), vs. Troy, 2015
.844 (27-32), vs. ODU, 2016
.829 (29-35), vs. Virginia, 2003

TOTAL PLAYS

99, vs. South Carolina, 2017
98, vs. Maryland, 2010
96, vs. Maryland, 2011
95, vs. Syracuse, 2013
94, vs. Wake Forest, 2017

TOTAL OFFENSE

664, vs. Miami, 2012
653, vs. Kansas, 2003
615, vs. UNC, 2003
597, vs. Clemson, 2012
589, vs. USF, 2014

FIRST DOWNS

34, vs. Kansas, 2003
33, vs. W. Carolina, 2003
32, vs. Maryland, 2010
31, vs. Florida State, 2016
31, vs. Maryland, 2009

TIME OF POSSESSION

41:34, vs. Troy, 2015
41:18, vs. Syracuse, 2016
41:07, vs. Wake Forest, 2017
40:45, vs. Louisiana Tech, 2013
40:26, vs. Florida State, 2002

THIRD DOWN CONVERSIONS

.800 (8-10), W. Carolina, 2003
.785 (11-14), Citadel, 2012
.700 (14-20), Boston Coll., 2011
.688 (11-16), USF, 2014
.684 (13-19), Vanderbilt, 2012

TOTAL TOUCHDOWNS

9, vs. S. Alabama, 2015
9, vs. Navy, 2002
9, vs. Murray St., 2009
8, vs. Maryland, 2011
8, vs. Kansas, 2003
8, vs. W. Carolina, 2003

PUNTS

10, vs. UCF, 2010
11, vs. FSU, 2011
9, vs. many

PUNTING YARDS

423, vs. Florida State, 2004
415, vs. Connecticut, 2003
410, vs. Clemson, 2014
392 vs. Boston College, 2015
368 vs. William & Mary, 2008

TOTAL TURNOVERS

7 vs. Boston College, 2007
6 vs. Miami, 2012
5, vs. 5 teams

PENALTIES

14, vs. Miami, 2012

2018 **WOLFPACK FOOTBALL**

14, vs. Ohio State, 2004
13, vs. Clemson, 2016
13, vs. Wake Forest, 2016
12, vs. Notre Dame, 2017
12, vs. Virginia Tech, 2005
12, vs. Florida State, 2002
12, vs. Clemson, 2001
12, vs. Duke, 2000
12, vs. Pittsburgh, 2009

PENALTY YARDS

144, vs. Wake Forest, 2016
121, vs. Ohio State, 2004
120, vs. Clemson, 2016
118, vs. Clemson, 2001
109, vs. Wofford, 2007

PUNT RETURN YARDS

126, vs. Florida State, 2004
108, vs. ECU, 2004
94, vs. Pitt, 2017
93, vs. Duke, 2013
90, vs. Central Florida, 2007

KICKOFF RETURN YARDS

314, vs. MTSU	2005
277, vs. Clemson	2012
274, vs. South Florida	2008
256, vs. Boston Coll.	2008
230, vs. Louisville	2016

LONGEST PLAYS SINCE 2000

100, Nyheim Hines, Clemson, 2015 (KOR)
100, Nyheim Hines, Vanderbilt, 2016 (KOR)
100, Tobais Palmer, WFU, 2012 (KOR)
100, T.J. Graham, BC, 2008 (KOR)
100, Marcus Hudson, Duke, 2001 (Int. Ret.)

RUSH

87, Ray Robinson, Duke, 2001
85, Matthew Dayes, Wake Forest, 2015
83, Nyheim Hines, Pitt, 2017
77, Matthew Dayes, South Alabama, 2015

PASS

96, Marcus Stone-Brian Clark, BC, 2005
88, P. Rivers-B. Peterson, Navy, 2002
87, Mike Glennon-T.J. Graham, Cinc., 2011
83, M. Glennon-T. Palmer, Clemson, 2012
83, J. Brissett-M. Trowell, BC, 2015
82, J. Brissett-P. McKeever, Miss. St, 2015

PUNT

76, Austin Herbert, Connecticut, 2003
72, A.J. Cole, Boston College, 2015
72, A.J. Cole, Wake Forest, 2016

FIELD GOAL

54, John Deraney, Southern Miss., 2006
53, John Deraney, Virginia Tech, 2004
50, Niklas Sade, Miami, 2012
49, Steven Hauschka, Wofford, 2007
49, Niklas Sade, Wake Forest, 2012
49, John Deraney, Maryland, 2004

KICKOFF RETURN

100, Nyheim Hines, Clemson, 2015 (TD)
100, Nyheim Hines, Vanderbilt, 2016 (TD)
100, Tobais Palmer, WFU, 2012 (TD)
100, T.J. Graham, BC, 2008 (TD)
99, Darrell Blackman, Clemson, 2007 (TD)

PUNT RETURN

92, Nyheim Hines, Pitt, 2017 (TD)
87, Darrell Blackman, Fla St., 2004, (TD)
87, T.J. Graham, UNC, 2010 (TD)
83, Tramain Hall, Maryland, 2003 (TD)
82, T.J. Graham, Liberty, 2011 (TD)

INTERCEPTION RETURN

100, Marcus Hudson, Duke, 2001 (TD)
82, Pharoah McKeever, Syracuse, 2014 (TD)
73, Germaine Pratt, UNC, 2017
57, Jarius Morehead, Marshall, 2018 (TD)
55, David Amerson, Boston College, 2012

FUMBLE RETURN

70, Shawn Boone, Clemson, 2016
52, Brian Slay, Liberty, 2011
48, Fred.Aughtry-Lindsay, Conn, 2003 (TD)

BEST OF THE CENTURY

#1PACK1GOAL

EXPLOSIVE PLAYS

EXPLOSIVE RUNS (10+ YARDS)

Yds	Type	Opp
39	Bodine	GSU
18	Gallaspy	MAR
16	Gallaspy	MAR
14	Gallaspy	JMU
12	Gallaspy	JMU
12	Louis	MAR

EXPLOSIVE PASSES (20+ YARDS)

Yds	Type	Opp
56	Pennix from Thomas	GSU
46	Harmon from Finley	MAR
39	Meyers from Finley	JMU
39	Harmon from Finley	GSU
38	Harmon from Finley	MAR
34	Harmon from Finley	GSU
32	Louis from Finley	MAR
30	Emezie from Finley	MAR
27	Harmon from Finley	MAR
26	Thomas from Finley	MAR
24	Thomas from Finley	GSU
23	Meyers from Finley	MAR
23	Meyers from Finley	JMU
23	Thomas from Finley	GSU
22	Emezie from Finley	MAR
22	Emezie from Finley	JMU
21	Meyers from Finley	JMU
21	Louis from Finley	MAR
20	Riley from Finley	GSU
20	Riley from Finley	GSU

EXPLOSIVE RETURNS (20+ YARDS)

57	Morehead, INT	MAR
40	Thomas, PR	JMU
21	Bryant, FR	JMU
26	Trowell, KOR	JMU
36	Trowell, KOR	GSU

EXPLOSIVE PLAYS BY PLAYER

Name	No.	TD	Rush	Rec	KOR	PR	IR	FR
Meyers	4	0	0	4	0	0	0	0
Thomas	4	0	0	3	0	1	0	0
Gallaspy	4	0	4	0	0	0	0	0
Harmon	5	0	0	5	0	0	0	0
Riley	2	0	0	2	0	0	0	0
Trowell	2	0	0	0	2	0	0	0
Emezie	3	1	0	3	0	0	0	0
Louis	3	0	1	2	0	0	0	0
Bryant	1	0	0	0	0	0	0	1
Bodine	1	1	1	0	0	0	0	0
Morehead	1	1	0	0	0	0	1	0
Pennix	1	0	0	1	0	0	0	0
Totals	31	3	6	20	2	1	1	1

EXPLOSIVE TOUCHDOWNS (0)

57	INT Ret	Morehead	MAR
39	Rush	Bodine	GSU
30	Pass	Finley-Emezie	MAR

WOLFPACK PLAYER BIOS



2 LOUIS ACEUS
LB | 5'11 | 220 | So.
Spring Valley, N.Y. (St. Joseph)

Pronunciation: ah SOOSE

- Earned his first career start in the win at Marshall - he was the team's 2nd-leading tackler vs. the Herd with 9 stops.
- Backup middle linebacker who saw action mostly on special teams in 2017.
- High school teammate of sophomore OG Josh Fedd-Jackson.

ACEUS CAREER BESTS

Plays.....67.....Marshall (2018)
 Tackles.....9.....Marshall (2018)

2018 ACEUS GAME BY GAME STATS

Opp	Ply	Ht	Ast	Tot	TFL	SK	CF/RF	QP
JMU	0	0	1	1				
GSU	8	0	0	0				
*@ Marsh	67	1	8	9				1

ACEUS CAREER STATS

Year	GP-GS	PI	Ht	Ast	Tot	QP
2017	12-0	0	3	1	4	0
2018	3-1	75	1	9	10	1
Totals	15-1	75	4	10	14	1



6 CARY ANGELINE
TE | 6'7 | 254 | RS - So.
Chester Springs, Pa. (Downington East/USC)

Pronunciation: ANN juh line

- Transfer from Southern Cal. who had to sit out until the Marshall game.
- Started that contest.

ANGELINE CAREER BESTS

Plays.....38.....Marshall (2018)

2018 ANGELINE GAME BY GAME STATS

OPP	PI	Rec	Yds	TD	LP
*@ Marsh	38	0	0	0	-

ANGELINE CAREER STATS

Year	GP-GS	PI	Rec	Yds	TD	LP
2018	1-0	38	0	0	0	-



42 DYLAN AUTENRIETH
TE | 6'4 | 242 | RS - So.
Dallas, Ga. (N. Paulding)

Pronunciation: AWE tehn reeth

- Projected starter who is a vital part of the Wolfpack's run game.
- Missed the first two games with an injury.

AUTENRIETH CAREER BESTS

Plays.....45.....Marshall (2018)

2018 AUTENRIETH GAME BY GAME STATS

OPP	PI	Rec	Yds	TD	LP
JMU					

GSU DNP - Injured
 @ Marsh 45 0 0 0 -

AUTENRIETH CAREER STATS

Year	GP-GS	PI	Rec	Yds	TD	LP
2017	13-0	167	0	0	0	-
2018	1-0	45	0	0	0	-
Totals	14-0	212	0	0	0	-



92 KYLE BAMBARD
K | 5'8 | 188 | Gr.
Wixom, Mich. (Walled Lake West)

- Has handled all of the kickoff duties since the middle of 2016.

- Ranks 7th in NC State history with 92 career PATs

BAMBARD CAREER BESTS

PATs.....9.....S. Alabama (2015)
 Field Goals.....2.....vs. three teams
 Long FG.....48.....Wake Forest (2016)
 Kickoffs.....8.....Furman (2017)

2018 BAMBARD GAME BY GAME STATS

Opponent	PAT	Made	Missed	Blk	KO	TB	OB
JMU	0-0	--	--	-	5-291	2	0
GSU	0-0	--	--	-	7-405	5	0
@ Marshall	0-0	--	--	-	7-383	0	0

BAMBARD CAREER STATS

Year	GP-S	FG-A	0-29	30-39	40-49	50+	LG	PAT	KO	TB
2015	13-13	7-14	1-1	6-9	0-4	0	36	54-56	1	0
2016	13-7	5-10	2-2	2-6	1-2	0	48	25-28	46	10
2017	13-4	4-8	3-3	0-2	1-2	0	41	13-14	74	20
2018	3-0	0-0	0-0	0-0	0-0	0	-	0-0	19	7
Tot	42-24	16-32	6-6	8-17	2-8	0	48	92-98	140	37



33 BRADY BODINE
RB | 5'10 | 195 | RS - Gr.
Camp Lejeune, N.C. (Lejeune)

Pronunciation: beau DEEN

- Leading rusher in the win over Georgia State, gaining 50 yards on five carries, including a 39-yard touchdown scamper;
- Awarded a game ball following the win.
- Former walkon who earned a scholarship in 2018.
- Father, Marine Lt. Col. Wayne Bodine, has been deployed for much of Brady's college career.

BODINE CAREER BESTS

Plays.....12.....Ga. State (2018)
 Rushes.....5.....Ga. State (2018)
 Rushing Yards.....50.....Ga. State (2018)
 Rushing TDs.....1.....Ga. State (2018)

2018 BODINE GAME BY GAME STATS

Opp	PI	Att	Yds	TD	Lg	YPC
JMU						
GSU	12	5	50	1	39	10.0
@ Mar	7	0	0	0	0	-

BODINE CAREER STATS

Year	GP-GS	PI	Att	Yds	TD	LG
2015	8-0	7	3	3	0	4
2016	11-0	4	3	14	0	11
2017	13-0	0	0	0	0	-
2018	3-0	19	5	50	1	39
Totals	35-0	30	11	67	1	39



99 JOSEPH BOLETEPELE

DE | 6'4 | 258 | Fr.
Wake Forest, N.C. (Heritage)

Pronunciation: bowl leh teh PELL ee

- High school teammate of fellow freshman Ricky Person.

BOLETEPELE CAREER BESTS


Plays.....16.....Ga. State (2018)
Tackles.....1.....Ga. State (2018)

2018 BOLETEPELE GAME BY GAME STATS

Opp	Ply	Ht	Ast	Tot	TFL	SK	CF/RF	QP	BK
JMU			DNP						
GSU	16	0	1	1					
@ MARSH			DNP						

BOLETEPELE CAREER STATS

Year	GP-GS	Ply	Ht	Ast	Tot	TFL	SK	CF/RF	QP	BK
2017	1-0	16	0	1	1					



65 GARRETT BRADBURY

C | 6'3 | 300 | RS - Gr.
Charlotte, N.C. (Charlotte Christian)

- A team captain for 2018.
- Has played every snap of the season so far.
- On the preseason watch lists for the Rimington and Outland Trophies.
- Came in as a 250 lb. tight end in 2014 - now weighs 300 lbs.
- Father, Tim, played TE at Eastern Washington and was room-mates with Florida HC Jim McElwain.
- * Named to the ACC Academic Honor Roll each of the past four years, was a CoSida Academic All-District performer in 2017 and has been an Academic All-ACC performer each of the past two years.

BRADBURY CAREER BESTS

Plays.....103.....S. Carolina (2017)
Knockdowns.....8.....Syracuse (2016)

2018 BRADBURY GAME BY GAME STATS

Opp	Ply	KD	Sk Allow
*JMU	74	2	0
*GSU	74	4	0
*@ MARSH	78		

BRADBURY CAREER STATS

Year	GP-GS	Ply	KD	Sk
2015	9-0	36	NA	NA
2016	13-13	849	35	2
2017	13-13	1,000	21	0
2018	3-3	226	10	0
Totals	38-29	2,111	66	NA



91 EURNDRAUS BRYANT

DT | 6'1 | 330 | Sr.
Charleston, S.C. (Ft. Dorchester)

Pronunciation: ahn DRAY us

- Known as "Big E" to his teammates and coaches.
- Recovered a fumble and returned it 21 yards in the season opener. He was injured on the play and had to be taken off the field on a stretcher, but came back to the sideline before the game ended.
- Blocked a field goal in the win over Georgia State.
- Has started his own YouTube channel (The Dre & Braylan Channel) - he and a friend from his hometown use it to give back to the community. They have cooked and distributed meals to homeless people and bought supplies as well.

BRYANT CAREER BESTS

Plays.....41.....Louisville (2016)
Tackles.....4.....Ga. State (2018)
TFL.....2.....Louisville (2017)
Sacks.....2.....Louisville (2017)
Fumble Recovery.....1.....JMU (2018), BC (2015)
Blocked kick.....1.....Ga. State (2018)

2018 BRYANT GAME BY GAME STATS

Opp	Ply	Ht	Ast	Tot	TFL	SK	CF/RF	QH	BK
*JMU	20	0	2	2			0-1		
*GSU	37	1	3	4					1
*@ MARSH	37	0	1	1				1	

BRYANT CAREER STATS

Year	GP-GS	Ply	Ht	Ast	Tot	TFL	SK	CF/RF	QH	BK
2015	13-0	102	4	4	8	2-8	1-5	0/1		
2016	12-0	321	9	4	13	3-8			1	
2017	13-0	303	9	6	15	2.5-14	2-13		1	
2018	3-3	94	1	6	7			0/1	1	1
Totals	41-3	820	23	20	43	7.5-30	3-18	0/2	3	1



90 A.J. COLE, III

P | 6'4 | 218 | Sr.
College Park, Ga. (Woodward Acad.)

- Ranks fifth in school history in career punts and punting yards.
- 42.0 yard career average also ranks fifth in the record books.
- Only the fourth four-year starter in school history at punter.
- Has spent his last five spring breaks on a mission trip to Nakuru, Kenya.
- Named to the AFCA AllState Good Works Team in 2017.
- Academic All-ACC and CoSida Academic All-District.

COLE CAREER BESTS

Punts.....9.....BC (2015)
Punting Yards.....392.....BC (2015)
Punt Avg.....54.5.....Wake Forest (2016)
Punts Inside 20.....4.....vs. three teams

2018 COLE GAME BY GAME STATS

Opponent	Punt	Yds	Avg	LG	TB	FC	I20	+50	BK
*JMU	2	73	36.5	44	0	1	0	0	0
*GSU	2	94	47.0	55	1	1	1	0	0
*@ Marsh.	4	145	36.2	45	1	0	0	0	0

COLE CAREER STATS

Yr	GP-GS	Punt	Yds	Avg	LG	TB	FC	I20	+50	BK
2015	13-13	66	2,750	41.7	72	6	25	28	14	0
2016	13-13	51	2,104	41.3	72	5	20	16	9	1
2017	13-13	54	2,358	43.7	69	4	14	23	18	0
2018	3-3	8	312	41.8	55	1	2	1	1	0
Tot.	42-42	179	7,524	42.0	72	16	61	68	42	1



48 DAMIEN DARDEN

TE | 6'3 | 255 | RS - Fr.
Pikeville, N.C. (Aycock)

- Started his first career game - the season opener vs. JMU

CAREER BESTS

Plays..... 51..... JMU (2018)

2018 DARDEN GAME BY GAME STATS

OPP	PI	Rec	Yds	TD	LP
*JMU	51	0	0	0	-
*GSU	31	0	0	0	-
@ Marsh.	DNP				

DARDEN CAREER STATS

Year	GP-GS	PI	Rec	Yds	TD	LP
2018	2-2	82	0	0	0	-



32 CHRISTOPHER DUNN

K | 5'8 | 177 | Fr.
Lexington, N.C. (N. Davidson)

- Scored the first points of the 2018 season for the Wolfpack - a 25-yard field goal in the second quarter vs. JMU.

- Pack's leading scorer with 30 points and the 2nd leading scorer in the ACC - he scored 13 points in the win at Marshall.

2018 DUNN GAME BY GAME STATS

Opponent	PAT	Made	Missed	Blk	KO	TB	OB
*JMU	3-3	25	43	0	0	0	0
*GSU	5-5	25, 28	-	0	0	0	0
*@ Marsh.	4-4	30, 32, 26	31	0	0	0	0

DUNN CAREER STATS

Year	GP-S	FG-A	0-29	30-39	40-49	50+	LG	PAT	KO	TB
2018	3-3	6-8	4-4	2-3	0-1	0-0	30	37	0	0



86 EMEKA EMEZIE

WR | 6'3 | 208 | So.
Waxhaw, N.C. (Marvin Ridge)

Pronunciation: eh MECK ah ee MEZZ ee

- Has started all three games this season opener, he had a career-high six catches and 69 yards in the win at Marshall.
- Family hails from Nigeria, his full name is Chukwuemeka Chitabera Emezie.

EMEZIE CAREER BESTS

Plays..... 58..... Ga. State (2018)
 Receptions..... 6..... Marshall (2018)
 Rec. Yards..... 69..... Marshall (2018)
 Long Reception..... 30..... Marshall (2018)

2018 EMEZIE GAME BY GAME STATS

OPP	PI	Rec	Yds	TD	LP
*JMU	49	5	60	0	22
*GSU	58	4	25	0	8
*@ Marsh.	58	6	69	1	30

EMEZIE CAREER STATS

Year	GP-GS	PI	Rec	Yds	TD	YPR	LP
2017	13-0	204	13	163	1	12.5	26
2018	3-3	165	15	154	1	9.4	30
Totals	16-3	369	28	317	2	11.3	30



66 JOSHUA FEDD-JACKSON

OG | 6'3 | 329 | So.
Montvale, N.J. (St. Joseph)

- Starting right guard, he started one game (the Sun Bowl win over Arizona State) as a freshman.

- Earned his second career start in the season opener.
- High school teammate of LB Louis Accesus.

FEDD-JACKSON CAREER BESTS

Plays..... 74..... JMU (2018)
 Knockdowns..... 3..... Ga. State (2018), JMU (2018)

2018 FEDD-JACKSON GAME BY GAME STATS

Opp	Ply	KD	Sk Allow
*JMU	74	3	0
*GSU	62	3	0
*@ Marsh.	78	4	0

FEDD-JACKSON CAREER STATS

Year	GP-GS	Ply	KD	SK Allow
2017	13-1	123	4	1
2018	3-3	214	10	0
Totals	16-4	337	14	1



15 RYAN FINLEY

QB | 6'4 | 212 | RS - Gr.
Phoenix, Az. (Paradise Valley/Boise St)

- Posted the second-highest passing game of his career in the 41-7 win over Georgia State with 370 yards, completing 74% of his throws on the day (31-38)

- Leads the ACC and ranks third in the FBS in completions per game (27.7).
- Leads the ACC and ranks fourth in the FBS in passing yards per game (352.0).
- Leads the ACC and ranks 23rd in the FBS in completion percentage (.686).
- Also leads the league in total offense (353.7) - 5th in the FBS.
- A team captain for 2018.
- On the preseason watch lists for the O'Brien, Maxwell, Unitas and Manning Awards, as well as the Walter Camp Player of the Year.
- Named a 2018 "player to watch" by the Touchdown Club of Columbus.
- Only two returning Power 5 quarterbacks in 2018 had more passing yards than Finley's 3,518 tally in 2017 - a mark that ranked fourth in NC State history.
- Only returning QB nationally who compiled 3,500+ passing yards, 20+ total touchdowns, less than eight turnovers and a completion percentage higher than 65% last season. The only other signal caller to reach those marks in 2017 was Heisman Trophy winner and No. 1 draft pick Baker Mayfield.
- Only player in the Power 5 who already has a master's degree - is pursuing his *third* postgraduate degree.
- Transferred from Boise State in 2016 after earning his undergraduate degree in three years.
- A member of Team USA Roller Hockey for 10 years.

FINLEY CAREER BESTS

Plays..... 106..... S. Carolina (2017)
 Completions..... 45..... S. Carolina (2017)
 Attempts..... 64..... S. Carolina (2017)
 Pass Yds..... 415..... S. Carolina (2017)
 Pass TDs..... 3..... vs. four teams
 Long Pass..... 80..... East Carolina (2016)
 Rush Attempts..... 12..... Florida State (2016)
 Rushing Yards..... 24..... Clemson, UNC (2016)

GAME 4: NC STATE vs. VIRGINIA

Total Offense..... 393..... S. Carolina (2017)

2018 FINLEY GAME BY GAME STATS

Opp	Ply	Cmp-Att	Yds	Int	TD	Lg	Pct.	Rush-Yds	TD
*JMU	74	29-43	309	0	2	39	.674	3-6	0
*GSU	71	31-38	370	1	2	39	.816	1-0	0
*@Mar	78	23-40	377	0	1	46	.575	4-(1)	0

**FINLEY CAREER STATS
at NC State**

Year	GP-S	Ply	Cmp-Att	Yds	Int	TD	Lg	Pct.	Rsh-Yds-TD
2016	13-13	848	243-402	3,059	8	18	80	.604	74-94-1
2017	13-13	996	312-479	3,518	6	17	79	.651	69-194-3
2018	3-3	223	83-121	1,056	1	5	46	.686	8-5-0
Tot	29-29	2,067	638-1,002	7,633	15	40	80	.637	151-293-4

at Boise State

Year	GP-S	C-A	Yds	Int	TD	Lg	Pct.	Rush-Yds
2014	5-0	12-27	161	1	2	43	.444	7-31
2015	3-3	46-70	485	4	1	43	.657	22-42
Totals	8-3	58-97	646	5	3	43	.597	29-73



90 SHUG FRAZIER
DT | 6'3 | 318 | RS - So.
Buford, Ga. (Buford)

Pronunciation: rhymes with first syllable of sug-ar

- Missed much of fall camp and 2018 spring drills with an injury.

FRAZIER CAREER BESTS

Plays.....	50.....	Notre Dame (2017)
Tackles.....	4.....	JMU (2018)
Tackles for Loss.....	0.5.....	Arizona State (2017)
Sacks.....	0.5.....	Arizona State (2017)

2018 FRAZIER GAME BY GAME STATS

Opp	Ply	Ht	Ast	Tot	TFL	SK	QP
JMU	35	0	4	4			
GSU	26	0	2	2			1
@ Marsh.	14	0	0	0			

FRAZIER CAREER STATS

Yr	GP-GS	PI	Hit	Ast	Tot	TFL	SK	QP
2017	13-0	323	5	7	12	0.5-7	0.5-7	
2018	3-0	75	0	6	6	0-0	0-0	1
Totals	16-0	398	5	13	18	0.5-7	0.5-7	1



25 REGGIE GALLASPY II
RB | 5'11 | 235 | Sr.
High Point, N.C. (S. Guilford)

Pronunciation: gah LASS pee

- Ranks 2nd in the ACC in touchdown scoring- he has four for the season.
- In his first season as the full-time starter at RB.
- Missed much of spring drills after knee surgery in the offseason.
- Has been the 2nd-leading rusher behind 1,000-yard runners each of the past two seasons.
- Has a two-year old daughter, Aliah.

GALLASPY CAREER BESTS


Plays.....	65.....	Wake Forest (2017)
Rushes.....	14.....	UNC (2015)
Rushing Yards.....	81.....	Syracuse (2015)
Rush TDs.....	2.....	vs. three teams
Long Rush.....	37.....	East Carolina (2016)

2018 GALLASPY GAME BY GAME STATS

Opp	PI	Att	Yds	TD	Lg	YPC	Rc-Yds	TD	YPR	LG
*JMU	56	17	68	1	14	4.0	0-0	0	-	-
*GSU	37	11	24	1	8	2.2	0-0	0	-	-
*@ Marsh.	46	22	81	2	18	3.7	0-0	0	-	-

CAREER STATS

Year	GP-S	PI	Att	Yds	TD	Lg	YPC	Rc-Yds	TD	YPR	LG
2015	12-1	164	66	316	4	35	4.8	4-39	0	9.0	21
2016	12-0	144	49	234	2	37	4.8	5-9	0	1.8	6
2017	13-1	429	117	505	5	30	4.1	12-49	0	4.1	11
2018	3-3	139	50	173	4	18	3.5	0-0	0	0	-
Tot	40-5	876	282	1,228	15	37	4.4	21-97	0	4.6	21



73 GRANT GIBSON
OG | 6'1 | 300 | RS - Fr.
Charlotte, N.C. (Mallard Creek)

- Redshirted the 2017 season at DT, moved to offensive guard the week of the (postpone) WVU game.

GIBSON CAREER BESTS

Plays.....	1.....	JMU (2018)
Tackles.....	1.....	JMU (2018)

2018 GIBSON GAME BY GAME STATS

Opp	Ply	Ht	Ast	Tot	TFL	SK
JMU	11	0	1	1		
GSU						
@ Marsh.						

GIBSON CAREER STATS

Yr	GP-GS	PI	Hit	Ast	Tot	TFL	SK
2018	3-0	11	0	1	1		



21 STEPHEN GRIFFIN
NIC | 6'3 | 210 | RS - Jr.
Charlotte, N.C. (Tenn/S. Mecklenburg)

- Missed much of fall camp and has been slowed in the early season with injuries.

- Sat out last season after transferring from Tennessee.
- Father, Steve, played running back at Clemson in the early 80s.

GRIFFIN CAREER BESTS

Plays.....	7.....	JMU (2018)
------------	--------	------------

2018 GRIFFIN GAME BY GAME STATS

Opp	Ply	Ht	Ast	Tot	QP	PBU	INT
JMU	7	0	0	0			
GSU	28	0	1	1			
@ Marsh.	3	0	0	0			

GRIFFIN CAREER STATS (AT NC STATE)

Year	G-GS	PI	Hit	Ast	Tot
2018	3-0	38	0	1	0

GRIFFIN CAREER STATS (AT TENNESSEE)

Year	GP-GS	PI	Hit	Ast	Tot	TFL	PBU	FF
2015	8-0	NA	5	0	5	1-2	0	0
2016	11-1	NA	9	4	13	0-0	4	1
Totals	19-1	NA	14	4	18	1-2	4	1




57 TYLER GRIFFITHS

LS | 6'1 | 253 | Sr.
Indian Trail, N.C. (Sun Valley)

GRIFFITHS CAREER STATS

Year	GP-GS	PI	Hit	Ast	Tot	TFL	Sk	QH	CF/RF
2015	13-0	0	67	70					
2016	13-0	0	53	58					
2017	13-0	0	55	73					
2018	3-0	0	8	20					
Totals	42-0	0	183	221					



3 KELVIN HARMON

WR | 6'3 | 214 | Jr.
Palmyra, N.J. (Palmyra)

• Had his ninth career 100-yard receiving game in the win over Marshall- a mark that ranks fourth in school history. Only Jericho Cotchery, Torry Holt and Koren Robinson ever had more.

- Named the ACC receiver of the week for the Marshall game - where he averaged 25 yards per catch.
- Leads the ACC in receiving yards per game with 104.0 - that mark ranks 9th nationally.
- 1,791 career receiving yards and 108 receptions each ranks 11th in school history, while his 114 receptions ranks 13th.
- On the preseason watch list for the Biletnikoff Award.
- Named a Player to Watch by the Touchdown Club of Columbus for 2018.

HARMON CAREER BESTS


Plays.....	94.....	S. Carolina (2017)
Receptions.....	10.....	S. Carolina (2017)
Rec. Yards.....	155.....	Clemson (2017)
Rec. TDs.....	2.....	Wake Forest (2016)
Long Reception.....	68.....	Syracuse (2016)

2018 HARMON GAME BY GAME STATS

Opponent	PI	Rec	Yds	TD	LP
*JMU	72	4	33	0	13
*GSU	52	8	129	0	39
*@ Marsh.	63	6	150	0	46

HARMON CAREER STATS

Year	GP-GS	PI	Rec	Yds	TD	YPR	LP
2016	13-4	460	27	462	5	17.1	68
2017	13-11	840	69	1,017	4	14.7	48
2018	3-3	187	18	312	0	13.5	39
Totals	29-18	1487	114	1,791	9	15.2	68



55 DEONTE HOLDEN

DE | 6'4 | 247 | RS - Gr.
Landover, Md. (DeMatha)

Pronunciation: dee AHN tay

- Graduated in three years and has completed a graduate certificate in brand marketing and textile managing.
- Pursuing two master's degrees: in management and in global luxury management.

HOLDEN CAREER BESTS

Plays.....	28.....	Ga. State (2018)
Tackles.....	2.....	Ga. State (2018), JMU (2018)
TFL.....	1.....	Ga. State (2018), JMU (2018)
Sacks.....	1.....	Ga. State (2018), JMU (2018)

2018 HOLDEN GAME BY GAME STATS

Opp	Ply	Ht	Ast	Tot	TFL	SK	QH
-----	-----	----	-----	-----	-----	----	----

JMU	22	1	1	2	1-5	1-5
GSU	28	1	1	2	1-5	1-5
@ Marsh.	21	0	1	1	0.5-1	2

HOLDEN CAREER STATS

Year	GP-GS	PI	Hit	Ast	Tot	TFL	Sk	QH	CF/RF
2016	1-0	19	0	2	2	0.5-0		1	
2017	4-0	10	0	1	1	0-0	0-0		
2018	3-0	71	2	3	5	2.5-11	2-10	1	1/0
Totals	8-0	100	2	6	8	3-11	2-10	2	1/0



10 TANNER INGLE

NIC | 5'10 | 186 | Fr.
Orlando, Fla. (Dr. Phillips)

- Only true freshman to start the opener on offense or defense. Only true freshman to start on offense or defense.
- Head coach Dave Doeren says he plays approached his first career game "like a senior. He doesn't get rattled."

INGLE CAREER BESTS

Plays.....	53.....	Marshall (2018)
Tackles.....	7.....	Ga. State (2018)
TFL.....	1.....	Ga. State (2018)

2018 INGLE GAME BY GAME STATS

Opp	Ply	Ht	Ast	Tot	TFL	QP	PBU	INT
*JMU	43	3	1	4				
*GSU	42	5	2	7	1-6			
*@ Marsh.	53	3	3	6	0.5-1			

INGLE CAREER STATS

Year	G-GS	PI	Hit	Ast	Tot	TFL
2018	3-3	138	11	6	17	1.5-7



15 CHRIS INGRAM

CB | 6'0 | 186 | So.
Mooreville, N.C. (Mooreville)

- Pulled down his first career interception in the win at Marshall.
- Has a twin sister

INGRAM CAREER BESTS

Plays.....	60.....	Ga. State (2018)
Tackles.....	4.....	JMU (2018)

2018 INGRAM GAME BY GAME STATS

Opp	Ply	Ht	Ast	Tot	QP	PBU	INT
JMU	59	3	1	4			
*GSU	60	2	0	2		1	
*@ Marsh	67	3	0	3			1-0

CAREER STATS

Year	G-GS	PI	Hit	Ast	Tot	PBU	INT
2017	13-1	80	4	2	6		
2018	3-2	186	8	1	9	1	1-0
Totals	16-3	266	12	3	15	1	1-0



53 TYLER JONES

OT | 6'3 | 306 | RS - Sr.
Stone Mountain, Ga. (Stephenson)

- Has played every offensive snap of the last 20 ACC games.
- In his fourth year as a starter.
- Most experienced player on the team with 2,636 career snaps.

GAME 4: NC STATE vs. VIRGINIA

JONES CAREER BESTS

Plays..... 103 S. Carolina (2017)
 Knockdowns..... 6 Syracuse (2017)

2018 T. JONES GAME BY GAME STATS

Opp	Ply	KD	SK	Allow
*JMU	73	1		1
*GSU	74	0		0
*@ Marsh.	78	3		0

T. JONES CAREER STATS

Year	GP-GS	Ply	KD	Sk	Allow
2015	11-6	531	NA		NA
2016	13-13	952	26		2
2017	13-13	1,006	38		1
2018	3-3	725	4		1
Totals	40-35	3,214	68		4



52 IBRAHIM KANTE
DE | 6'4 | 250 | RS - Fr.
New York, N.Y. (Trinity Pawling)

Pronunciation: EEB rah hem KAHN tay

- Has put on almost 50 lbs. since coming to NC State in the summer of 2017.
- From Harlem, N.Y., he started playing football in high school.

KANTE CAREER BESTS


Plays..... 17 JMU (2018)
 Tackles..... 2 JMU (2018)
 TFL 1 JMU (2018)
 Sacks..... 1 JMU (2018)

2018 KANTE GAME BY GAME STATS

Opp	Ply	Ht	Ast	Tot	TFL	SK	CF/RF
JMU	17	1	0	1	1-2	1-2	0/0
GSU	10	0	2	2			
Marsh.	18	0	0	0			

KANTE CAREER STATS

Yr	GP-GS	Pl	Hit	Ast	Tot	TFL	SK	CF/RF
2018	3-0	45	1	3	4	1-2	1-2	0/0



34 TIM KIDD-GLASS
SAF | 6'1 | 204 | Jr.
Danville, Va. (Washington)

- Tallied a career-high five tackles in the win over Ga. State.

KIDD-GLASS CAREER BESTS

Plays..... 83 Syracuse (2017)
 Tackles..... 5 Ga. State (2018)

2018 KIDD-GLASS GAME BY GAME STATS

Opp	Ply	Ht	Ast	Tot	TFL	PBU	FF/RF
JMU	23	1	0	1		1	
GSU	35	2	3	5			
@ Marsh.	40	3	1	4	1-1		1/0

KIDD-GLASS CAREER STATS

Year	G-GS	Pl	Hit	Ast	Tot	TFL	QH	PBU	INT	FF
2016	8-0	0	1	1	2					
2017	13-9	628	19	16	35		1	2	1-0	
2018	3-0	98	6	4	10	1-1		1	0-0	1
Tot	24-9	726	26	21	47	1-1	1	3	1-0	1



1 STEPHEN LOUIS
WR | 6'2 | 215 | RS - Gr.
W. Palm Beach, Fla. (PB Lakes)

Pronunciation: steff AHN LOO is

- Ranks 8th in school history with a 16.94 yards per catch mark.
- Missed the season opener while nursing an injury. Came back to play against Georgia State and was helped off the field after a hard hit.
- Team captain.
- Chosen to wear jersey No. 1 for the 2018 season.

LOUIS CAREER BESTS

Plays..... 95 South Carolina (2017)
 Receptions..... 6 Furman (2017)
 Receiving Yards..... 142 East Carolina (2016)
 Rec. TDs..... 1 vs. many

2018 LOUIS GAME BY GAME STATS

OPP	Pl	Rec	Yds	TD	LP	Rush
JMU			DNP - Injured			
GSU	19	2	32	0	15	
@ Marsh.	39	3	58	0	32	1-12

LOUIS CAREER STATS

Year	GP-GS	Pl	Rec	Yds	TD	YPR	LP
2014	12-2	187	7	72	1	10.3	21
2016	13-10	638	35	678	2	19.4	80
2017	11-10	605	37	583	2	15.8	50
2018	2-0	58	5	90	0	18.0	15
Totals	38-22	1,488	84	1423	5	16.9	80



4 NICK MC CLOUD
CB | 6'1 | 186 | Jr.
Rock Hill, S.C. (South Pointe)

- Tallied a career-high nine tackles in the season opener.

MC CLOUD CAREER BESTS

Plays..... 81 Vanderbilt (2016)
 Tackles..... 9 JMU (2018)
 PBUS..... 2 Marsh (2017), Vand. (2016)
 Interceptions..... 1 Arizona St. (2017)

2018 MC CLOUD GAME BY GAME STATS

Opp	Ply	Ht	Ast	Tot	PBU	INT	FR
*JMU	69	3	6	9			
*GSU	56	1	3	4	2		
*@ Marsh.	67	2	1	3	1		1-12

MC CLOUD CAREER STATS

Year	GP-GS	Pl	Hit	Ast	Tot	PBU	INT	FR
2016	10-1	184	13	1	14	3	0-0	
2017	13-7	579	22	12	34	7	1-53	
2018	3-3	192	6	10	16	3	0	1-12
Totals	26-11	955	41	23	64	13	1-53	1-12



7 MATTHEW MCKAY
QB | 6'4 | 210 | RS - Fr.
Raleigh, N.C. (Wakefield)

- Backup quarterback.

MCKAY CAREER BESTS

Plays..... 5 Ga. State (2018)
 Rushes..... 1 Ga. State (2018)
 Rushing Yards..... 2 Ga. State (2018)
 Rushing TDs..... 1 Ga State (2018)

2018 MCKAY GAME BY GAME STATS

Opp	Ply	Cmp-Att	Yds	Int	TD	Lg	Pct.	Rush-Yds	TD
JMU		DNP							
GSU	5	0-0	0	-	-	-	-	1-2	1
@ Marsh.		DNP							

MCKAY CAREER STATS

Year	GP-S	Ply	Cmp-Att	Yds	Int	TD	Lg	Pct.	Rsh-Yds-TD
2018	1-0	5	0-0	0	-	-	-	-	1-2-1



29 ALIM McNEILL
DT | 6'2 | 299 | Fr.
Raleigh, N.C. (Sanderson)

Pronunciation: ah LEEM

- True freshman who is heavily in the rotation at DT.
- Also a baseball star in high school, he plays to play for the Wolf-pack.

MCNEILL CAREER BESTS


Plays.....	34.....	Ga. State (2018)
Tackles.....	2.....	Ga. State (2018)
TFL.....	1.5.....	Ga. State (2018)
Sacks.....	1.5.....	Ga. State (2018)

2018 MCNEILL GAME BY GAME STATS

Opp	Ply	Ht	Ast	Tot	TFL	SK	PBU	QH
JMU	24	0	0	0	0	0	1	
GSU	34	1	1	2	1.5-9	1.5-9		
@ Marsh.	30	1	3	4			1	2

MCNEILL CAREER STATS

Yr	GP-GS	PI	Hit	Ast	Tot	TFL	SK	QH	PBU
2018	3-0	88	2	4	6	1.5-9	1.5-9	2	2



11 JAKOBI MEYERS
WR | 6'2 | 203 | RS - Jr.
Lithonia, Ga. (Arabia Mountain)

• Posted the second-highest reception total in school history in the season opener with 14 catches. Only Jaylen Samuels (15 in 2017) and Torry Holt (15 in 1998) ever had more.

- 161 yards against JMU was best ever for a Pack player in a season opener.
- Named the ACC Player of the Week at receiver for his performance in the opener.
- Missed Game 2 with an ankle injury.

CAREER BESTS


Plays.....	66.....	Wake Forest (2017)
Receptions.....	14.....	JMU (2018)
Rec. Yards.....	161.....	JMU (2018)
Long Rec.	71.....	FSU (2017)

2018 MEYERS GAME BY GAME STATS

OPP	PI	Rec	Yds	TD	LP
*JMU	47	14	161	0	39
GSU		DNP - Injured			
@ Marsh.	33	2	29	0	23

MEYERS CAREER STATS

Year	GP-GS	PI	Rec	Yds	TD	YPR	LP	Cmp	Att	Yds	TD	Rush
2016	13-0	100	13	158	0	12.1	32	1	2	27	0	1-4
2017	12-4	549	63	727	4	11.5	71	0	0	0	0	0-0
2018	2-1	80	16	190	0	11.9	39	0	0	0	0	0-0
Totals	27-5	729	92	1,075	4	11.7	39	1	2	27	0	1-4



12 BROCK MILLER
LB | 6'3 | 231 | RS - So.
Port St. Lucie, Fla. (Carroll Catholic)

- Missed much of the 2017 season after undergoing shoulder surgery.

MILLER CAREER BESTS

Plays.....	14.....	Furman (2017)
Tackles.....	3.....	Furman (2017)

2018 B. MILLER GAME BY GAME STATS

Opp	Ply	Ht	Ast	Tot	TFL	PBU	CF/RF
JMU		Special Teams Only					
GSU	10	2	1	3		1	1/0
@ Marsh.		Special Teams Only					

MILLER CAREER STATS

Year	G-GS	PI	Hit	Ast	Tot	PBU	CF/RF
2017	6-0	14	3	2	5		
2018	3-0	10	2	1	3	1	1/0
Totals	9-0	24	5	3	8	1	1/0



28 KISHAWN MILLER
CB | 5'9 | 175 | Jr.
Buffalo, N.Y. (Ga. Military/Mill Creek)

Pronunciation: kee SHAWN

- JUCO transfer who enrolled in January.

MILLER CAREER BESTS


Plays.....	10.....	JMU (2018)
Tackles.....	2.....	JMU (2018)

2018 K. MILLER GAME BY GAME STATS

Opp	Ply	Ht	Ast	Tot	QP	PBU	INT
*JMU	10	1	1	2			
GSU	8	0	0	0			
@ MRSH		Special Teams Only					

K. MILLER CAREER STATS

Year	G-GS	PI	Hit	Ast	Tot	QP	PBU	INT
2018	3-1	18	1	1	2			



41 ISAIAH MOORE
LB | 6'2 | 233 | RS - Fr.
Chester, Va. (Bird)

- Started the first two games at middle linebacker before missing the Marshall contest with an injury.
- Second-leading tackler with 17 total stops.
- Started his first career game in the opener and tallied 10 tackles.

MOORE CAREER BESTS


Plays.....	71.....	JMU (2018)
Tackles.....	10.....	JMU (2018)
TFL.....	0.5.....	Ga. State (2018)
Sacks.....	0.5.....	Ga. State (2018)

2018 MOORE GAME BY GAME STATS

Opp	Ply	Ht	Ast	Tot	TFL	SK	QP	CF/R	INT
*JMU	71	6	4	10					
*GSU	60	1	6	7	0.5-1	0.5-1	3		
@ Marsh.		DNP - Injured							

MOORE CAREER STATS

Year	GP-S	PI	Hit	Ast	Tot	TFL-YD	SK	QP	CF/RF	Int
2018	2-2	131	7	10	17	0.5-1	0.5-1	3		



31 JARIUS MOREHEAD

SS | 6'1 | 220 | RS - Jr.
Whitsett, N.C. (E. Guilford)

Pronunciation: JAIR ee us

- Had a 57-yard Pick Six in the win at Marshall - that was the 4th-longest INT return for the Wolfpack in the 2000s.
- Named the ACC DB of the Week for the Marshall game.
- In his second season as the starter at strong safety.
- Second-leading tackler on the 2017 squad.

CAREER BESTS

Plays.....	84.....	Syracuse (2017)
Tackles.....	11.....	Louisville (2017)
Interceptions.....	1.....	vs. three teams
PBU.....	2.....	Pitt (2017)

2018 MOREHEAD GAME BY GAME STATS

Opp	Ply	Ht	Ast	Tot	TFL	QP	PBU	CF/R	INT
*JMU	70	4	6	10					
*GSU	59	2	4	6					
*@ Marsh.	58	2	4	6					1-57-1

MOREHEAD CAREER STATS

Year	GP-S	Pl	Hit	Ast	Tot	TFL-YD	QP	PBU	CF/RF	Int
2016	13-1	92	7	5	12					1-25
2017	13-12	876	46	34	80	1-2	3	4	0/1	1-0
2018	3-3	187	8	14	22					1-57
Totals	29-16	1,155	61	53	114	1-2	2	4	0/1	3-82



13 STEPHEN MORRISON

NIC | 5'11 | 217 | RS - Sr.
Weddington, N.C. (Weddington)

- Former walk-on who has earned a scholarship.

2018 MORRISON GAME BY GAME STATS

Opp	Ply	Ht	Ast	Tot
JMU	0	0	1	1
GSU	0	0	0	0
@ Marsh.	0	0	2	2

MORRISON CAREER STATS

Year	GP-S	Pl	Hit	Ast	Tot
2015	2-0	0	-	-	-
2016	5-0	7	-	-	-
2017	13-0	1	6	4	10
2018	3-0	0	0	3	3
Totals	23-0	8	6	7	13



92 LARRELL MURCHISON

DT | 6'3 | 291 | RS - Jr.
Elizabethtown, N.C. (Louisburg/E. Bladen)

Pronunciation: lah REHL MURCH eh son

- Starter at DT.
- Twin brother, Farrell, is a RB at Winston-Salem State.

MURCHISON CAREER BESTS

Plays.....	47.....	JMU (2018)
Tackles.....	4.....	JMU (2018)
TFL.....	1.5.....	JMU (2018)


2018 MURCHISON GAME BY GAME STATS

Opp	Ply	Ht	Ast	Tot	TFL	QP	PBU	CF/R	INT
*JMU	47	2	2	4	1.5-4				
*GSU	32	2	1	3					

*@ Marsh. 37 1 1 2

MURCHISON CAREER STATS

Year	GP-S	Pl	Hit	Ast	Tot	TFL-YD	QP	PBU	CF/RF	Int
2018	3-3	116	5	4	9	1.5-4				



28 DYLAN PARHAM

TE | 6'5 | 236 | RS - So.
Raleigh, N.C. (Southeast)

Pronunciation: PAIR ahm

- Missed the opener and the Marshall game due to injuries but played a career high 38 plays in game 2 vs. Georgia State..

PARHAM CAREER BESTS

Plays.....	38.....	Ga. State (2018)
Receptions.....	2.....	Ga. State (2018)

2018 PARHAM GAME BY GAME STATS

OPP	Pl	Rec	Yds	TD	LP
JMU			DNP - Injured		
GSU	38	2	11	0	12
@ Marsh.			DNP - Injured		

PARHAM CAREER STATS

Year	GP-GS	Pl	Rec	Yds	TD
2017	12-0	36	1	25	0
2018	1-0	38	2	11	0
Totals	13-0	74	3	36	0



26 TRENT PENNIX

RB | 6'2 | 225 | Fr.
Raleigh, N.C. (Sanderson)

- Has the longest reception for the Pack so far this season, a 56-yarder from Thayer Thomas.

PENNIX CAREER BESTS


Plays.....	25.....	Marshall (2018)
Rushes.....	9.....	Marshall, Ga. State (2018)
Rushing Yards.....	33.....	Marshall (2018)
Rec.....	3.....	Ga. State (2018)
Rec. Yards.....	66.....	Ga State (2018)
Rec. TD.....	1.....	Ga. State (2018)

2018 PENNIX GAME BY GAME STATS

Opp	Pl	Att	Yds	TD	Lg	YPC	Rc-Yds	TD	YPR	LG
JMU	3	2	1	0	1	0.5	0-0	0	0	-
GSU	24	9	28	0	6	3.1	3-66	1	22.0	56
@ Marsh.	25	9	33	0	8	3.7	2-8	0	4.0	8

PENNIX CAREER STATS

Year	GP-S	Pl	Att	Yds	TD	Lg	YPC	Rc-Yds	TD	YPR	LG
2018	3-0	52	20	62	0	8	3.1	5-74	1	14.8	56



20 RICKY PERSON, Jr.

RB | 6'1 | 212 | Fr.
Wake Forest, N.C. (Heritage)

- Missed the last two games with an injury.

PERSON CAREER BESTS

Plays.....	14.....	JMU (2018)
Rushes.....	6.....	JMU (2018)
Rushing Yards.....	5.....	JMU (2018)

2018 PERSON GAME BY GAME STATS

Opp	Pl	Att	Yds	TD	Lg	YPC	Rc-Yds	TD	YPR	LG
-----	----	-----	-----	----	----	-----	--------	----	-----	----

GAME 4: NC STATE vs. VIRGINIA

JMU	14	6	5	0	2	0.8	0-0	0	0.0	-
GSU										DNP - Injured
@ Marsh.										DNP - Injured

PERSON CAREER STATS

Year	GP-S	Pl	Att	Yds	TD	Lg	YPC	Rc-Yds	TD	YPR	LG
2018	1-0	14	6	5	0	2	0.8	0-0	0	0.0	-



7 FREDDIE PHILLIPS, Jr.

NIC | 6'1 | 208 | RS - Jr.
Pelion, S.C. (Pelion)

- Missed last season after tearing his achilles in the season opener.

PHILLIPS CAREER BESTS

Plays..... 19..... JMU (2018)

2017 PHILLIPS GAME BY GAME STATS

Opp	Ply	Ht	Ast	Tot
JMU	19	0	1	1
GSU	0	0	0	0
@ Marsh.	14	0	0	0

PHILLIPS CAREER STATS

Year	GP-GS	Pl	Hit	Ast	Tot
2015	10-0	4	3	0	3
2016	13-0	0	5	0	5
2017	1-0	8	0	1	1
2018	3-0	33	0	1	1
Totals	27-0	45	8	2	10



3 GERMAINE PRATT

LB | 6'3 | 240 | RS - Gr.
High Point, N.C. (Central)

- First Wolfpack player since 2005 (Stephen Tulloch) to lead the team in tackles in the first three games of the season.

- Leading tackler with 30 stops.
- A team captain in his first year as a starter (WLB)
- Tallied a career-high 12 tackles in the season opener while playing a career-high 71 snaps.
- Leading tackler on the squad with 19 stops.
- Played LB for the first time in 2017.

PRATT CAREER BESTS

Plays..... 71..... JMU (2018)
Tackles..... 12..... JMU (2018)
TFL 1..... vs. many
Int 1..... Louisville (2017), UNC (2017)

2018 PRATT GAME BY GAME STATS

Opp	Ply	Ht	Ast	Tot	TFL	SK	PBU	QH	INT	CF/RF
*JMU	71	6	6	12					1	
*GSU	58	5	2	7	1-1	1-1			1	
@ Marsh.	67	3	8	11	1-1		1	2		

PRATT CAREER STATS

Year	GP-GS	Pl	Hit	Ast	Tot	TFL-YD	PBU	QH	Int-Yds-TD	CF/RF
2014	13-1	262	21	11	32		3			
2015	13-0	178	13	17	30	1.5-7	1		1-4-0	3/1
2017	13-0	458	33	36	69	5.5-14	3	1	2-98-1	0/1
2018	3-3	196	14	16	30	2-2	1	4		
Totals	42-4	1,094	81	80	161	9-23	8	5	3-102-1	3/2

PLAYER BIOS



70 TERRONNE PRESCOD

OG | 6'5 | 334 | RS - Sr.
Decatur, Ga. (Columbia)

Pronunciation: tehr OWN PRESS cod

CAREER BESTS

Plays..... 86..... Clemson, Syracuse (2017)
Knockdown Blocks..... 7..... Syracuse (2017)

2018 PRESCOD GAME BY GAME STATS

Opp	Ply	KD	SK	Allow
*JMU	65	2		0
*GSU	71	4		0
@ Marsh.				DNP - Injured

PRESCOD CAREER STATS

Year	GP-GS	Ply	KD	SK	Allow
2015	12-0	42	NA		NA
2016	13-3	311	3		2
2017	12-11	906	48		0
2018	2-2	136	2		0
Totals	39-16	1,395	53		2



19 C.J. RILEY

WR | 6'4 | 206 | RS - So.
Coconut Grove, Fla. (N. Broward)

- Scored his first career touchdown in the opener.
- Tied as the fastest player on the team.

RILEY CAREER BESTS

Plays..... 47..... JMU (2018)
Receptions..... 4..... Ga. State (2018), JMU (2018)
Rec. Yards..... 47..... Ga. State (2018)
Touchdown Receptions..... 1..... JMU (2018)
Long Reception..... 45..... Marshall (2017)

2018 RILEY GAME BY GAME STATS

OPP	Pl	Rec	Yds	TD	LP	KOR
JMU	47	4	45	1	14	
GSU	43	4	49	0	20	
@ Marsh.	26	2	18	0	13	1-22

C.J. RILEY CAREER STATS

Year	GP-GS	Pl	Rec	Yds	TD	YPR	LP
2017	13-1	207	9	142	0	15.8	45
2018	3-0	116	10	112	1	11.2	20
Totals	16-1	323	19	254	1	13.4	45



55 TYRONE RILEY

OT | 6'6 | 290 | RS - Jr.
Savannah, Ga. (Calvary Day)

- Former defensive end who moved to offensive tackle for 2018.
- Slowed in preseason camp by a bout of pneumonia.

T. RILEY CAREER BESTS

Plays..... 30..... Louisville (2016)
Tackles..... 5..... Louisville (2016)
TFL 1..... vs. two teams

2018 RILEY GAME BY GAME STATS

Opp	Ply	KD	Sk
JMU	2	0	0
GSU	15	0	0
@ Marsh.	2	0	0

RILEY CAREER STATS

Year	GP-GS	Ply	KD	SK	Ht	Ast	Tot	TFL	SK	BK
2016	11-0	132			7	2	9	2-9	1-8	0
2017	13-0	32			2	1	3	1-6		1
2018	2-0	19	0	0	-	-	-	-	-	-
Totals	26-0	183	0	0	9	3	12	3-15	1-8	1

45 DARIAN ROSEBORO

DE | 6'4 | 283 | Sr.
Lincolnton, N.C. (Lincolnton)



ROSEBORO CAREER BESTS

Plays.....53.....ODU (2016)
Tackles.....9.....Furman (2017)
TFL.....3.....vs. 3 teams
Sacks.....3.....Old Dominion (2016)

2018 ROSEBORO GAME BY GAME STATS


Opp	Ply	Ht	Ast	Tot	TFL	SK	QH	PBU	CF/R
*JMU	49	0	4	4	0.5-0				
*GSU	42	0	1	1					
*@ Marsh.	52	0	4	4			2	1	

ROSEBORO CAREER STATS

Year	GP-S	Ply	Ht	Ast	Tot	TFL	Sk	QH	PBU	INT
2015	13-0	253	8	10	18	5.5-31	4-27	3		1-20-1
2016	13-1	457	16	9	25	11-74	7-61	5		
2017	13-1	422	15	18	33	7-54	2.5-32	4	2	
2018	3-3	143	0	9	9	0.5-0		2	1	
Tot	42-5	1,275	39	46	85	24-159	13.5-120	14	3	1-20-1

89 THOMAS RUOCCHIO

TE | 6'4 | 250 | RS - So.
Raleigh, N.C. (Cardinal Gibbons)



RUOCCHIO CAREER BESTS

Plays.....6.....JMU (2018)

2018 RUOCCHIO GAME BY GAME STATS


OPP	Pl	Rec	Yds	TD	LP
JMU	6	0	0	0	-
GSU	Special Teams Only				
@ Marsh.	Special Teams Only				

RUOCCHIO CAREER STATS

Year	GP-GS	Pl	Rec	Yds	TD	LP
2017	1-0	4	0	0	0	-
2018	3-0	6	0	0	0	-
Totals	4-0	10	0	0	0	-

71 JOE SCULTHORPE

C | 6'3 | 314 | RS - So.
Hampstead, N.C. (Topsail)



• Started the Marshall win at left guard.

SCULTHORPE CAREER BESTS

Plays.....71.....Marshall (2017)
Knockdowns.....2.....BC (2017), Marshall (2017)

2018 SCULTHORPE GAME BY GAME STATS

Opp	Ply	KD	SK	Allow
JMU	Special Teams Only			
GSU	12	0		0
*@ Marsh.	78	4		0

SCULTHORPE CAREER STATS

Year	GP-GS	Ply	KD	SK	Allow
2017	13-1	186	6		2
2018	3-1	90	4		0

Totals	16-2	276	10	2
--------	------	-----	----	---



39 JAMES SMITH-WILLIAMS

DE | 6'3 | 270 | RS - Jr.
Raleigh, N.C. (Millbrook)

•Earned his first career start vs. JMU

SMITH-WILLIAMS CAREER BESTS


Plays.....54.....JMU (2018)
Tackles.....6.....ODU (2016), Furman (2017)
TFL.....1.5.....Furman (2017)

2018 SMITH-WILLIAMS GAME BY GAME STATS

Opp	Ply	Ht	Ast	Tot	TFL	SK	PBU	CF/R	QH
*JMU	54	2	5	7	2-3				
*GSU	42	0	3	3					1
*@ Marsh	49	2	2	4	2-8	1-2			2

SMITH-WILLIAMS CAREER STATS

Year	GP-GS	Ply	Ht	Ast	Tot	TFL	Sk	PBU	QH	CF/R
2015	4-0	43	2	2	4	0.5-1				
2016	8-0	148	6	7	13	0.5-4	0.5-4	1	2	
2017	12-0	152	5	5	10	1.5-5	0.5-4			
2018	3-3	145	4	10	14	4-11	1-2		3	
Totals	27-3	488	17	24	41	6.5-21	2-10	1	5	0/1



62 BRYSON SPEAS

OG | 6'4 | 277 | RS - Fr.
Greensboro, N.C. (Dudley)

SPEAS CAREER BESTS

Plays.....9.....JMU (2018)

2018 SPEAS GAME BY GAME STATS

Opp	Ply	KD	SK	Allow
JMU	9	1		0
GSU	3	0		0
@ Marsh.	Special Teams Only			

SPEAS CAREER STATS

Year	GP-GS	Ply	KD	SK	Allow
2018	3-0	12	1		0



22 ISAIAH STALLINGS

SAF | 6'4 | 220 | RS - So.
Fayetteville, N.C. (Sanford)

STALLINGS CAREER BESTS

Plays.....23.....Arizona State (2017)
Tackles.....2.....Notre Dame (2017)

2018 STALLINGS GAME BY GAME STATS

Opp	Ply	Ht	Ast	Tot
JMU	1	0	0	0
GSU	9	0	1	1
@ Marsh.	9	0	1	1

CAREER STATS

Yr	GP-S	Pl	Hit	Ast	Tot
2017	12-1	65	1	3	4
2018	3-0	19	0	2	2
Totals	15-1	84	1	5	6



87 THAYER THOMAS

WR | 6'0 | 193 | RS - Fr.
Wake Forest, N.C. (Heritage)

Pronunciation: THAY uhr

- Had a 100-yard receiving game earlier in his career than any receiver in school history with 114 yards in just his second game.
- Also threw a 56-yard pass in the win over Georgia State.
- Named the ACC Rookie of the Week for that performance.
- Former walkon who earned a scholarship prior to the season. He had two touches in the opener: a 40-yard punt return and a 16-yard touchdown reception.

THOMAS CAREER BESTS

Plays.....	40.....	Ga. State(2018)
Receptions.....	9.....	Ga. State (2018)
Receiving Yards.....	114.....	Ga. State (2018)
Rec. TDs.....	1.....	Ga. State (2018)
Punt Returns.....	1.....	JMU (2018)
Punt Return Yards.....	40.....	JMU (2018)

2018 THOMAS GAME BY GAME STATS

OPP	PI	Rec	Yds	TD	LP	PR	TD	Pass	Yds
JMU	17	1	16	1	16	1-40	0		
*GSU	40	9	114	1	24	0-0	0	1-1	56
*@ Marsh.	6	2	45	0	26	2-6	0		

THOMAS CAREER STATS

Year	GP-GS	PI	Rec	Yds	TD	YPR	LP	PR-Yd	Cmp-Att	Yds
2018	3-2	63	12	175	1	14.6	26	3-46	1-1	56



8 MAURICE TROWELL

CB | 5'11 | 195 | RS - Sr.
Durham, N.C. (Southern Durham)

Pronunciation: rhymes with towel

- Former WR who moved to CB for his senior season.
- Tied as the fastest player on the team, he is the Pack's kick returner for 2018.

TROWELL CAREER BESTS

Plays.....	48.....	Wake Forest (2015)
Tackles.....	1.....	Ga. State (2018)
Receptions.....	4.....	Wake Forest (2015), (2016)
Receiving Yards.....	87.....	Wake Forest (2015)
Receiving TDs.....	1.....	vs. three teams
Long Reception.....	83.....	Boston College (2015)

2018 TROWELL GAME BY GAME STATS

Opp	Ply	Ht	Ast	Tot	PBU	FR	KOR-Yds
JMU	0	0	0	0	0		3-52
GSU	12	0	1	1	1	1-17	1-36
@ Marsh.	0	0	0	0			1-22

TROWELL CAREER STATS

Year	GP-GS	PI	Ht	Ast	Tot	CF/RF	KOR	Rec-Yds-TD	Avg
2015	13-7	351	--	--	--		0-0	12-210-2	17.5
2016	13-1	173	--	--	--		0-0	9-149-1	16.6
2017	10-0	10	--	--	--		2-57	0-0-0	0.0
2018	3-0	12	0	1	1	0/1-36	5-110	0-0-0	0.0
Totals	39-8	546	0	1	1	0/1-36	7-167	21-359-3	17.1



97 PHILIP WALTON, Jr

OT | 6'6 | 300 | RS - Jr.
Charlotte, N.C. (Charlotte Christian)

WALTON CAREER BESTS

Plays.....	16.....	Furman (2017)
Knockdowns.....	2.....	Furman (2017)

2018 WALTON GAME BY GAME STATS

Opp	Ply	KD	SK	Allow
JMU				Special Teams Only
GSU				Special Teams Only
@ Marsh.				Special Teams Only

WALTON CAREER STATS

Yr	GP-S	PI	KD	Sk
2017	13-0	16	2	0
2018	3-0	0	0	0
Totals	16-0	16	2	0



67 JUSTIN WITT

OT | 6'6 | 310 | RS - So.
Chicago, Ill. (Lincoln-Way West)

- Starting right tackle.

CAREER BESTS

Plays.....	103.....	S. Carolina (2017)
Knockdowns.....	5.....	S Carolina (2017)

2018 WITT GAME BY GAME STATS

Opp	Ply	KD	SK	Allow
*JMU	74	1		0
*GSU	64	1		0
*@ Marsh.	78	3		1

WITT CAREER STATS

Year	GP-GS	Ply	KD	SK	Allow
2017	4-1	136	6		1
2018	3-3	216	5		1
Totals	7-4	352	11		2



14 DEXTER WRIGHT

FS | 6'2 | 229 | RS - Sr.
Wilson, N.C. (Hunt)

WRIGHT CAREER BESTS

Plays.....	75.....	UNC (2017)
Tackles.....	7.....	UNC (2017)

2018 WRIGHT GAME BY GAME STATS

Opp	Ply	Ht	Ast	Tot	TFL	SK	QP	PBU
*JMU	48	1	3	4				
*GSU	33	3	0	3				
*@ Marsh	27	1	3	4				

WRIGHT CAREER STATS

Year	GP-GS	PI	Hit	Ast	Tot	PBU
2015	13-0	0	1	1	2	
2016	9-0	96	7	3	10	1
2017	8-3	196	9	8	17	2
2018	3-3	108	5	6	11	
Totals	33-6	400	22	18	40	3

OTHERS TO SEE ACTION

Name	JMU	GSU	MAR
Baker Wms	1	-	-
Bellamy	ST	ST	ST
Boselli	ST	ST	ST
T. Dabbs	ST	4	ST
Dunlap	-	-	ST
Eason	DNP	DNP	3
Fisher	ST	5	-
Graves	ST	ST	3
Grier	DNP	DNP	ST
Hart	DNP	DNP	ST
Pierson	-	ST	DNP
Robinson	DNP	4	ST
Smith	ST	DNP	INJ

2018 STATISTICS

(3-0 overall, 0-0 Atlantic Coast Conference)

Date	St	W-L	Score	Opponent	Att./Time	TV	Rusher (Att-Yds-TD)	Passer (C-A-Yds-TD-I)	Receiver (Rec-Yds-TD)	Tackler (Tkl)
9/1	H	W	24-13	James Mdison	56,073	ESPNU	Gallaspy (17-68-1)	Finley (29-43-309-2-0)	Meyers (14-161-0)	Pratt (12)
9/8	H	W	41-7	Georgia State	56,017	RSN	Bodine (5-50-1)	Finley (31-38-370-2-1)	Thomas (9-114-1)	Pratt/Ingle/Moore (7)
9/22	A	W	37-20	Marshall	32,349	CBSN	Gallaspy (22-81-2)	Finley (23-40-377-1-0)	Harmon (6-150-0)	Pratt (11)
9/29	H			Virginia	12:20 PM	Raycom				
10/6	H			Boston College	TBA					
10/20	A			Clemson	TBA					
10/27	A			Syracuse	TBA					
11/3	H			Florida State	TBA					
11/8	H			Wake Forest	7:30 PM	ESPN				
11/17	A			Louisville	TBA					
11/24	A			North Carolina	TBA					

TEAM STATISTICS

TEAM STATISTICS	ST	OPP
SCORING	102	40
Points Per Game	34.0	13.3
Points Off Turnovers	24	14
FIRST DOWNS	73	56
Rushing	15	19
Passing	54	32
Penalty	4	5
RUSHING YARDAGE	323	324
Yards gained rushing	342	381
Yards lost rushing	19	57
Rushing Attempts	96	91
Average Per Rush	3.4	3.6
Average Per Game	107.7	108.0
TDs Rushing	6	1
PASSING YARDAGE	1112	714
Comp-Att-Int	84-122-1	65-107-2
Average Per Pass	9.1	6.7
Average Per Catch	13.2	11.0
Average Per Game	370.7	238.0
TDs Passing	5	2
TOTAL OFFENSE	1435	1038
Total Plays	218	198
Average Per Play	6.6	5.2
Average Per Game	478.3	346.0
KICK RETURNS: #-Yards	6-132	9-160
PUNT RETURNS: #-Yards	2-46	1-13
INT RETURNS: #-Yards	2-57	1-23
KICK RETURN AVERAGE	22.0	17.8
PUNT RETURN AVERAGE	23.0	13.0
INT RETURN AVERAGE	28.5	23.0
FUMBLES-LOST	5-2	4-3
PENALTIES-Yards	15-127	14-93
Average Per Game	42.3	31.0
PUNTS-Yards	8-312	12-521
Average Per Punt	39.0	43.4
Net punt average	32.4	36.2
KICKOFFS-Yards	19-1079	11-642
Average Per Kick	56.8	58.4
Net kick average	39.2	39.5
TIME OF POSSESSION/Game	31:10	28:50
3RD-DOWN Conversions	24/41	17/43
3rd-Down Pct	59%	40%
4TH-DOWN Conversions	2/3	3/6
4th-Down Pct	67%	50%
SACKS BY-Yards	6-20	2-10
TOUCHDOWNS SCORED	12	4
FIELD GOALS-ATTEMPTS	6-8	4-6
ON-SIDE KICKS	0-0	0-0
RED-ZONE SCORES	(15-17) 88%	(6-9) 67%
RED-ZONE TOUCHDOWNS	(9-17) 53%	(2-9) 22%
PAT-ATTEMPTS	(12-12) 100%	(4-4) 100%

SCORE	1st	2nd	3rd	4th	Total
NC State	13	47	21	21	102
Opponents	14	7	16	3	40

INDIVIDUAL STATISTICS

RUSHING	GP	Att	Gain	Loss	Net	Avg	TD	Long	Avg/G
Gallaspy, R.	3	50	181	8	173	3.5	4	18	57.7
Pennix, T.	3	20	62	0	62	3.1	0	8	20.7
Bodine, B.	3	5	50	0	50	10.0	1	39	16.7
Louis, S.	2	1	12	0	12	12.0	0	12	6.0
Robinson, N.	2	3	8	0	8	2.7	0	4	4.0
Finley, R.	3	8	16	11	5	0.6	0	9	1.7
Person, R.	1	6	5	0	5	0.8	0	2	5.0
Meyers, J.	2	1	3	0	3	3.0	0	3	1.5
Riley, CJ	3	1	3	0	3	3.0	0	3	1.0
McKay, M.	1	1	2	0	2	2.0	1	2	2.0
Total.....	3	96	342	19	323	3.4	6	39	107.7
Opponents.....	3	91	381	57	324	3.6	1	26	108.0

PASSING	G	Effic	Cmp-Att-Int	Pct	Yds	TD	Lng	Avg/G
Finley, R.	3	153.89	83-121-1	68.6	1056	5	46	352.0
Thomas, T.	3	570.40	1-1-0	100.0	56	0	56	18.7
Total.....	3	157.30	84-122-1	68.9	1112	5	56	370.7
Opponents.....	3	119.23	65-107-2	60.7	714	2	82	238.0

RECEIVING	G	No.	Yds	Avg	TD	Long	Avg/G
Harmon, K.	3	18	312	17.3	0	46	104.0
Meyers, J.	2	16	190	11.9	0	39	95.0
Emezie, E.	3	15	154	10.3	1	30	51.3
Thomas, T.	3	12	175	14.6	2	26	58.3
Riley, CJ	3	10	112	11.2	1	20	37.3
Louis, S.	2	5	90	18.0	0	32	45.0
Pennix, T.	3	5	74	14.8	1	56	24.7
Parham, D.	1	2	11	5.5	0	12	11.0
Baker-Williams	1	1	-6	-6.0	0	0	-6.0
Total.....	3	84	1112	13.2	5	56	370.7
Opponents.....	3	65	714	11.0	2	82	238.0

PUNT RETURNS	No.	Yds	Avg	TD	Long
Thomas, T.	2	46	23.0	0	40
Total.....	2	46	23.0	0	40
Opponents.....	1	13	13.0	0	13

KICK RETURNS	No.	Yds	Avg	TD	Long
Trowell, M.	5	110	22.0	0	36
Riley, CJ	1	22	22.0	0	17
Total.....	6	132	22.0	0	36
Opponents.....	9	160	17.8	0	42

2018 STATISTICS

INTERCEPTIONS	No.	Yds	Avg	TD	Long
Morehead, J.	1	57	57.0	1	57
Ingram, C.	1	0	0.0	0	0
Total.....	2	57	28.5	1	57
Opponents.....	1	23	23.0	0	23

FUMBLE RETURNS	No.	Yds	Avg	TD	Long
Trowell, M.	1	17	17.0	0	17
McCloud, N.	1	12	12.0	0	12
Bryant, E.	1	21	21.0	0	20
Total.....	3	50	16.7	0	20
Opponents.....	1	22	22.0	1	22

SCORING	TD	(R-P-Ret)	2 point conv.			PAT	DXP	SAF	FG-FGA	Pts
			Rcv	Rsh	Pass					
Dunn, C.	0	(0-0-0)	-	-	-	12-12	-	-	6-8	30
Gallaspy, R.	4	(4-0-0)	-	-	-	-	-	-	-	24
Thomas, T.	1	(0-2-0)	-	-	-	-	-	-	-	12
Bodine, B.	1	(1-0-0)	-	-	-	-	-	-	-	6
Emezie, E.	1	(0-1-0)	-	-	-	-	-	-	-	6
McKay, M.	1	(1-0-0)	-	-	-	-	-	-	-	6
Morehead, J.	1	(0-0-1)	-	-	-	-	-	-	-	6
Pennix, T.	1	(0-1-0)	-	-	-	-	-	-	-	6
Riley, CJ	1	(0-1-0)	-	-	-	-	-	-	-	6
Totals....	12	(6-5-1)	-	-	-	12-12	-	-	6-8	102
Opponents.....	4	(1-2-1)	-	-	-	4-4	-	-	4-6	40

TOTAL OFFENSE	G	Plays	Rush	Pass	Total	Avg/G
Finley, R.	3	129	5	1056	1061	353.7
Gallaspy, R.	3	50	173	0	173	57.7
Pennix, T.	3	20	62	0	62	20.7
Thomas, T.	3	1	0	56	56	18.7
Bodine, B.	3	5	50	0	50	16.7
Louis, S.	2	1	12	0	12	6.0
Robinson, N.	2	3	8	0	8	4.0
Person, R.	1	6	5	0	5	5.0
Meyers, J.	2	1	3	0	3	1.5
Riley, CJ	3	1	3	0	3	1.0
McKay, M.	1	1	2	0	2	2.0
Total.....	3	218	323	1112	1435	478.3
Opponents.....	3	198	324	714	1038	346.0

FIELD GOALS	M-A	Pct	01-19	20-29	30-39	40-49	50-99	Lg	Blk
Dunn, C.	6-8	.750	0-0	4-4	2-3	0-1	0-0	32	0
Total.....	6-8	.750	0-0	4-4	2-3	0-1	0-0	32	0
Opponents.....	4-6	.667	2-2	1-1	1-2	0-1	0-0	32	1

KICKOFFS	No.	Yds	Avg	TB	OB	Ret	Net	Yd Ln
Bambard, K.	19	1079	56.8	7	0	160	39.2	25
Total.....	19	1079	56.8	7	0	160	39.2	25
Opponents.....	11	642	58.4	3	0	132	39.5	25

PUNTING	No.	Yds	Avg	Long	TB	FC	I20	50+	Blkd
Cole, AJ	8	312	39.0	55	2	2	1	1	0
Total.....	8	312	39.0	55	2	2	1	1	0
Opponents.....	12	521	43.4	65	2	3	3	3	0

ALL PURPOSE	G	Rush	Rec	PR	KOR	IR	Tot	Avg/G
Harmon, K.	3	0	312	0	0	0	312	104.0
Thomas, T.	3	0	175	46	0	0	221	73.7
Meyers, J.	2	3	190	0	0	0	193	96.5
Gallaspy, R.	3	173	0	0	0	0	173	57.7
Emezie, E.	3	0	154	0	0	0	154	51.3
Riley, CJ	3	3	112	0	22	0	137	45.7
Pennix, T.	3	62	74	0	0	0	136	45.3
Trowell, M.	3	0	0	0	110	0	110	36.7
Louis, S.	2	12	90	0	0	0	102	51.0
Morehead, J.	3	0	0	0	0	57	57	19.0
Bodine, B.	3	50	0	0	0	0	50	16.7
Parham, D.	1	0	11	0	0	0	11	11.0
Robinson, N.	2	8	0	0	0	0	8	4.0
Person, R.	1	5	0	0	0	0	5	5.0
Finley, R.	3	5	0	0	0	0	5	1.7
McKay, M.	1	2	0	0	0	0	2	2.0
Baker-Williams	1	0	-6	0	0	0	-6	-6.0
Total.....	3	323	1112	46	132	57	1670	556.7
Opponents.....	3	324	714	13	160	23	1234	411.3

MISCELLANEOUS STATISTICS

	Third Down Conversions				Totals
	1st	2nd	3rd	4th	
NC State	5-8 (.625)	9-13 (.692)	3-10 (.300)	7-10 (.700)	24-41 (.585)
Opponents	3-9 (.333)	3-10 (.300)	6-13 (.462)	5-11 (.455)	17-43 (.395)

	Fourth Down Conversions				Totals
	1st	2nd	3rd	4th	
NC State	0-0 (.000)	1-1 (1.000)	1-2 (.500)	0-0 (.000)	2-3 (.667)
Opponents	0-0 (.000)	1-2 (.500)	0-1 (.000)	2-3 (.667)	3-6 (.500)

	Time of Possession				Game
	1st	2nd	3rd	4th	
NC State	8:12	8:00	7:23	7:34	31:10
Opponents	6:47	6:59	7:37	7:25	28:50

	Average Field Position				Totals
	1st	2nd	3rd	4th	
NC State	21	31	25	40	28
Opponents	25	25	33	23	27

	Scoring in the Red Zone						TIME EXPIRED
	Poss	TD	FG	TO	MFG	DOWNS	
NC State	17	9	6	1	1	0	0
Opponents	9	2	4	1	1	0	1

	First & Goal						TIME EXPIRED
	Poss	TD	FG	TO	MFG	DOWNS	
NC State	10	7	3	0	0	0	0
Opponents	4	2	2	0	0	0	0

GAME BY GAME INDIVIDUAL STATS

RUSHING

Att.-Yds.-TD	Bodine	Finley	Gallasy	Person	Pennix	Robinson
JAMES MADISON	0-0-0	3-6-0	17-68-1	6-5-0	2-1-0	DNP
GEORGIA STATE	5-50-1	1-0-0	11-24-1	INJ	9-28-0	3-8-0
Marshall	0-0-0	4-(-1)-0	22-81-2	INJ	9-33-0	0-0-0
VIRGINIA						
BOSTON COLLEGE						
Clemson						
Syracuse						
FLORIDA STATE						
WAKE FOREST						
Louisville						
North Carolina						

RECEIVING

Rec.-Yds.-TD	Emezie	Harmon	Louis	Meyers	Pennix	Parham	Riley	Thomas
JAMES MADISON	5-60-0	4-33-0	INJ	14-161-0	0-0-0	INJ	4-45-1	1-16-1
GEORGIA STATE	4-25-0	8-129-0	2-32-0	INJ	3-66-1	2-11-0	4-49-0	9-114-1
Marshall	6-69-1	6-150-0	3-58-0	2-29-0	2-8-0	0-0-0	2-18-0	2-45-0
VIRGINIA								
BOSTON COLLEGE								
Clemson								
Syracuse								
FLORIDA STATE								
WAKE FOREST								
Louisville								
North Carolina								

PASSING

FINLEY	Cmp	Att	Yds	Pct.	Int	TD
JMU	29	43	309	.674	0	2
GA. STATE	31	38	370	.816	1	2
Marshall	23	40	377	.575	0	1
VIRGINIA						
BOSTON COL.						
Clemson						
Syracuse						
FLORIDA ST.						
WAKE FOREST						
Louisville						
North Carolina						

FIELD GOALS

Dunn	
JAMES MADISON	25, (43)
GEORGIA STATE	25, 28
Marshall	30, 32, 26, (31)
VIRGINIA	
BOSTON COLLEGE	
Clemson	
Syracuse	
FLORIDA STATE	
WAKE FOREST	
Louisville	
North Carolina	

Misses in ()

PUNTING

COLE	Att.	Yds.	Avg.	+50	In20
JMU	2	73	36.5	0	0
GA. STATE	2	94	47.0	1	1
Marshall	4	145	36.2	0	0
VIRGINIA					
BOSTON COL.					
Clemson					
Syracuse					
FLORIDA ST.					
WAKE FOREST					
Louisville					
North Carolina					

KICKOFF RETURNS

Ret-Yds-TD	Trowell
JAMES MADISON	3-52-0
GEORGIA STATE	1-36-0
Marshall	1-22-0
VIRGINIA	
BOSTON COLLEGE	
Clemson	
Syracuse	
FLORIDA STATE	
WAKE FOREST	
Louisville	
North Carolina	

PUNT RETURNS

Ret-Yds-TD	Thomas
JAMES MADISON	1-40-0
GEORGIA STATE	0-0-0
Marshall	1-6-0
VIRGINIA	
BOSTON COLLEGE	
Clemson	
Syracuse	
FLORIDA STATE	
WAKE FOREST	
Louisville	
North Carolina	

PARTICIPATION

Name, Pos	JMU	GSU	MAR	UVA	BC	CLEM	SYR	FSU	WFU	LOU	UNC	2018	2018	Career
												Tot.	GP-GS	GP-GS
Acceus, Louis - LB	ST	8	67									75	3-1	15-1
Angeline, Cary - TE	INEL	INEL	38									38	1-1	1-1
Autenrieth, Dylan - TE	INJ	INJ	45									45	1-0	14-0
Baker-Williams, Tyler - RB/S	1	DNP	DNP									1	1-0	1-0
Bambard, Kyle - PK	ST	ST	ST									ST	3-0	42-24
Bellamy, Evin - LB	ST	ST	ST									ST	3-0	3-0
Bodine, Brady - RB	ST	12	7									19	3-0	36-0
Boletepeli, Joseph - DE	DNP	16	DNP									16	1-0	1-0
Boselli, Adam - TE	ST	ST	ST									ST	3-0	3-0
Bradbury, Garrett - C	74	74	78									226	3-3	38-29
Bryant, Eurndraus - DT	20	37	37									94	3-3	41-3
Cole, A.J. - P	ST	ST	ST									ST	3-3	42-42
Darden, Damien - TE	51	31	DNP									82	2-2	2-2
Dabbs, Tyler - WR	ST	4	ST									4	3-0	4-0
Dunlap, Malik - CB	DNP	DNP	ST									ST	1-0	1-0
Dunn, Christopher - PK	ST	ST	ST									ST	3-3	3-3
Eason, Derrick - DT	DNP	DNP	3									3	1-0	1-0
Emezie, Emeka - WR	49	58	58									165	3-3	16-3
Fedd-Jackson, Joshua - OG	74	62	78									214	3-3	16-4
Finley, Ryan - QB	74	71	78									223	3-3	29-29
Fisher, Max - WR	ST	5	DNP									5	2-0	2-0
Frazier, Shug - DT	35	26	14									75	3-0	16-0
Gallaspy, Reggie - RB	56	37	46									139	3-3	40-5
Gibson, Grant - DT/OL	11	ST	ST									11	3-0	3-0
Graves, De'Von - CB	ST	ST	3									3	3-0	3-0
Grier, Vernon - CB	DNP	DNP	ST									ST	1-0	7-0
Griffin, Stephen - NIC	7	28	3									38	3-0	3-0
Griffiths, Tyler - LS	ST	ST	ST									ST	3-0	42-0
Harmon, Kelvin - WR	72	52	63									187	3-3	29-19
Hart, C.J. - LB	DNP	DNP	ST									ST	1-0	1-0
Holden, Deonte - DE	22	28	21									71	3-0	8-0
Ingle, Tanner - NIC	43	42	53									138	3-3	3-3
Ingram, Chris - CB	59	60	67									186	3-2	16-3
Jones, Tyler - OT	73	74	78									225	3-3	40-35
Kante, Ibrahim - DE	17	10	18									45	3-0	3-0
Kidd-Glass, Tim - S	23	35	40									98	3-0	24-10
Louis, Stephen - WR	INJ	19	39									58	2-0	38-22
McCloud, Nick - CB	69	56	67									192	3-3	27-11
McKay, Matthew - QB	DNP	5	DNP									5	1-0	1-0
McNeill, Alim - DT	24	34	30									88	3-0	3-0
Meyers, Jakobi - WR	47	INJ	33									80	2-1	27-5
Miller, Brock - LB	ST	10	ST									10	3-0	9-0
Miller, Kishawn - CB	10	8	ST									18	3-1	3-1
Moore, Isaiah - LB	71	60	INJ									131	2-2	2-2
Morehead, Jarius - S	70	59	58									187	3-3	29-16
Morrison, Stephen - NIC	ST	ST	ST									ST	3-0	23-0
Murchison, Larrell - DT	47	32	37									116	3-3	3-3
Parham, Dylan - TE	INJ	38	INJ									38	1-0	13-0
Pennix, Trent - RB	3	24	25									52	3-0	3-0
Person, Ricky - RB	14	INJ	INJ									14	1-0	1-0
Phillips, Freddie - NIC	19	ST	14									33	3-0	29-0
Pierson, David - LB	DNP	ST	DNP									ST	1-0	2-0
Pratt, Germaine - LB	71	58	67									196	3-3	42-4
Prescod, Terronne - OG	65	71	INJ									136	2-2	40-18
Riley, C.J. - WR	47	43	26									116	3-0	16-1
Riley, Tyrone - OT	2	15	2									19	3-0	28-0
Robinson, Nakia	DNP	4	ST									4	2-0	2-0
Roseboro, Darian - DE	49	42	52									143	3-3	42-5
Ruocchio, Thomas - TE	6	ST	ST									6	3-0	4-0
Sculthorpe, Joe - C/G	ST	12	78									90	3-1	16-2
Smith, Tashaun - CB	ST	DNP	INJ									ST	1-0	1-0
Smith-Williams, James - DE	54	42	49									145	3-3	27-3
Speas, Bryson - OG	9	3	ST									12	3-0	3-0
Stallings, Isaiah - SAF	1	10	9									20	3-0	15-1
Thomas, Thayer - WR	17	40	6									63	3-2	3-2
Trowell, Maurice - CB	ST	12	ST									12	3-0	39-8
Walton, Philip - OG	ST	ST	ST									ST	3-0	16-0
Witt, Justin - OT	74	64	78									216	3-3	8-4
Wright, Dexter - S	48	33	27									108	3-3	26-5

2018 DRIVE CHARTS

NC State vs. James Madison

Qtr	Spot	Obtained	PI-Yds	TOP	Result
1	S08	Punt	12-60	4:21	Fumble
	S24	Kickoff	11-69	4:25	Field Goal
2	J38	Punt	5-38	1:29	Touchdown
	S31	Fumble	12-69	2:50	Touchdown
3	S25	Kickoff	3(-12)	1:09	Punt
	S28	Kickoff	11-47	4:14	Missed FG
	S01	Punt	9-32	3:45	Punt
4	S16	Kickoff	11-84	5:50	Touchdown

NC State vs. Georgia State

Qtr	Spot	Obtained	PI-Yds	TOP	Result
1	S43	Kickoff	7-57	2:57	Touchdown
	S04	Punt	9-89	3:42	Field Goal
	S20	Punt	10-80	4:27	Touchdown
2	S20	Punt	8-25	4:23	Punt
	S27	Missed FG	5-63	0:46	Field Goal
3	S25	Kickoff	9-40	3:32	Downs
	S47	Downs	3-1	0:58	Punt
	S28	Punt	8-72	3:26	Touchdown
4	S38	Missed FG	6-40	2:53	Interception
	S45	Downs	4-55	2:08	Touchdown
	G12	Fumble	3-12	1:12	Touchdown

NC State vs. Marshall

Qtr	Spot	Obtained	PI-Yds	TOP	Result
1	S32	Punt	4-26	0:42	Punt
	S26	Punt	12-61	5:15	Field Goal
	S20	Punt	8-80	3:48	Touchdown
2	S25	Kickoff	11-61	4:44	Field Goal
	S30	Punt	8-70	4:06	Touchdown
	S44	Fumble	6-47	0:30	Field Goal
3	S22	Kickoff	5-17	2:20	Punt
	S17	Kickoff	0-5	0:09	Fumble
	S25	Kickoff	6-75	1:47	Touchdown
	S25	Kickoff	3-0	1:41	Punt
4	M00	Interception	0-0	0:00	Touchdown
	S29	Punt	9-20	5:17	Punt
	S46	Interception	8-40	4:30	Missed FG

James Madison vs. NC State

Qtr	Spot	Obtained	PI-Yds	TOP	Result
1	J26	Kickoff	6-29	4:00	Punt
	J32	Fumble	8-68	2:58	Touchdown
2	J25	Kickoff	5-12	3:03	Punt
	J24	Kickoff	13-66	6:26	Fumble
3	J26	Kickoff	1(-1)	0:13	End of half
	S42	Punt	7-39	3:32	Field Goal
	J26	Missed FG	8-34	3:03	Punt
4	J23	Punt	15-74	7:12	Field Goal
	J25	Kickoff	7-59	1:05	End of half

Georgia State vs. NC State

Qtr	Spot	Obtained	PI-Yds	TOP	Result
1	G25	Kickoff	6-75	2:23	Touchdown
	G25	Kickoff	5-19	2:28	Punt
	G25	Kickoff	6-27	3:14	Punt
2	G25	Kickoff	6-10	2:42	Punt
	G20	Punt	8-53	2:50	Missed FG
3	G35	Downs	5-18	2:15	Downs
	G14	Punt	3(-1)	1:06	Punt
	G25	Kickoff	10-58	4:46	Missed FG
4	G24	Interception	10-32	5:44	Downs
	G25	Kickoff	2-4	0:48	Fumble
	G25	Kickoff	6-51	1:12	End of half

Marshall vs. NC State

Qtr	Spot	Obtained	PI-Yds	TOP	Result
1	M06	Kickoff	5-29	2:25	Punt
	M20	Punt	6-14	1:53	Punt
	M42	Kickoff	4-10	1:02	Punt
2	M20	Kickoff	2-80	0:51	Touchdown
	M25	Kickoff	6-8	2:41	Punt
	M37	Kickoff	8-31	2:03	Fumble
3	M29	Punt	8-56	3:29	Field Goal
	S22	Fumble	0-0	0:00	Touchdown
	M30	Kickoff	12-58	4:19	Field Goal
	M43	Punt	3-1	0:56	Interception
4	M35	Kickoff	3-1	1:16	Punt
	M25	Punt	1-0	0:07	Interception
	M20	Missed FG	9-36	4:18	End of half