



# NOTRE DAME FOOTBALL

## GAME 4 - VIRGINIA

Date: Saturday, September 28, 2019  
Time: 3:42 p.m. ET  
Site: Notre Dame Stadium  
• Notre Dame, IN  
• Capacity 77,622 (FieldTurf)

TV: NBC (national) | NBC Sports app  
• Mike Tirico (play-by-play)  
• Doug Flutie (analysis)  
• Kathryn Tappen (sideline)

Radio: Notre Dame Radio Network  
• SiriusXM (Channel 129)  
• 96.1 FM, 101.5 FM & 960 AM

Tickets: Notre Dame Ticket Exchange  
powered by VividSeats.com

### IRISH VS. CAVALIERS - BY THE NUMBERS

1	The Irish defense has allowed just one total passing touchdown this season. Notre Dame's three previous opponents have combined for 20 passing touchdowns total (Georgia - 8, New Mexico - 3, Louisville - 9). The lone snag allowed by the Irish came at the hands of Georgia.
2	Notre Dame will face Virginia for the third time in the series, which the Irish lead, 2-0. It will mark the first time a series matchup has taken place at Notre Dame Stadium, and the third time Bronco Mendenhall will serve as head coach opposite the Irish. During Mendenhall's tenure at Brigham Young University, the teams faced off in 2005, 2012 and 2013.
3	Three Irish players hail from the state of Virginia: QB <b>Brendon Clark</b> (Midlothian/Manchester), S <b>Jalen Elliott</b> (Richmond/Lloyd C. Bird) and <b>Jeremiah Owusu-Koramoah</b> (Hampton/Bethel).
4	In the fourth quarter over the past 12 games, <b>Ian Book</b> leads all FBS quarterbacks with a 194.6 passer rating (70 attempts). The next-highest FBS fourth-quarter passer rating belongs to Florida State's James Blackman (169.1), with the average at 127.7.
6.2/13	Last Saturday's matchup with Georgia was the highest-rated college football game in September of any year on CBS, earning a 6.2/13 average HH rating/share in metered markets.
9	<b>Cole Kmet</b> tied the program record for catches by a tight end in a single game with nine against Georgia, the mark last reached in 1977 by Ken MacAfee vs. Purdue. In Kmet's first game since his return from injury, he led the Irish with 108 receiving yards, adding a touchdown catch.
10	<b>Brian Kelly</b> continues his 10th season as the head coach at the University of Notre Dame, becoming just the fifth Irish coach to spend a decade or more at the school (Knut Rockne, 13; Frank Leahy, Ara Parseghian, Lou Holtz 11).
11	With a 93,246-person crowd at Sanford Stadium on Saturday, Notre Dame marked its 11th attendance-record-setting game at an opponent field, a total which leads the FBS.
12	Notre Dame has won 12 consecutive games at Notre Dame Stadium, including a 6-0 clean slate last season. It is the third-longest winning streak at home for the Irish since Notre Dame Stadium opened in 1930.
30	Notre Dame has held its opponents to 30 points or less in 17 consecutive games, matching Washington for the FBS lead in that category.
44.9	The Irish defense forced opponents to an FBS-leading 44.9 passing attempts per TD allowed over the last 12 games. The average over the FBS is 18.8.
269	The Notre Dame Stadium sell-out streak stands at 269 consecutive games, the second-longest in NCAA history.
349 <sup>^</sup>	Games coached by <b>Brian Kelly</b> in his career, second among active coaches in the NCAA to Mack Brown (North Carolina).
1,056	Notre Dame running backs have gone 1,056 carries without losing a fumble – dating back to Nov. 21, 2015. It is the second-longest active streak in FBS behind Northwestern's 1,120-carry streak.

### THE SERIES

2-0	Saturday marks the third meeting between Notre Dame and Virginia
1989 (Giants Stadium)	No 2 ND 36, No. 18 UVA 13
2015 (at UVA)	No. 9 ND 34, UVA 27

### THE COACHES

	Head Coach	At School	Overall	vs. Opponent
ND	Brian Kelly	83-36 (10th year) <sup>*</sup>	254-93-2 (29th year) <sup>*</sup>	1-0
UVA	Bronco Mendenhall	20-22 (4th year)	119-65 (15th year)	0-3 (BYU)

<sup>\*</sup>Includes 20 regular-season wins and two postseason appearances vacated under discretionary NCAA penalty

### 2019 SCHEDULE (2-1)

Date	ND Rk	Opp Rk	Opponent	Location	Network	Time/Score
Sep. 2	9/9		at Louisville	Louisville, KY	ESPN	W, 35-17
Sep. 14	7/7		New Mexico	Notre Dame, IN	NBC	W, 66-14
Sep. 21	7/7	3/3	at Georgia	Athens, GA	CBS	L, 17-23
Sep. 28	10/10	18/18	Virginia	Notre Dame, IN	NBC	3:30 p.m.
Oct. 5			Bowling Green	Notre Dame, IN	NBC	3:30 p.m.
Oct. 12		21/25	Southern Cal	Notre Dame, IN	NBC	7:30 p.m.
Oct. 28		20/20	at Michigan	Ann Arbor, MI	TBA	TBA
Nov. 2			Virginia Tech	Notre Dame, IN	NBC	2:30 p.m.
Nov. 9			at Duke	Durham, NC	ACC Net	TBA
Nov. 18			Navy	Notre Dame, IN	NBC	2:30 p.m.
Nov. 23			Boston College	Notre Dame, IN	NBC	2:30 p.m.
Nov. 30			at Stanford	Palo Alto, CA	TBA	TBA

Rankings: CFP/AP/Coaches (current for upcoming opponents, at time of game for past opponents) | All times Eastern

### THE TRADITION

7	Heisman Trophy Winners – Angelo Bertelli (1943), John Lujack (1947), Leon Hart (1948), John Lattner (1953), Paul Hornung (1956), John Huarte (1964), Tim Brown (1987)
11	Consensus National Championships – 1924, 1929, 1930, 1943, 1946, 1947, 1949, 1966, 1973, 1977, 1988
13	NFL Hall of Famers – the most of any college football program
21	Different seasons Notre Dame has been selected as the National Champion by at least one poll listed in the NCAA official record book
22	Different undefeated regular seasons
52	College Football Hall of Famers – Raghieb Ismail (1988-90) is a 2019 inductee
102	Consensus All-Americans – most recent Julian Love (2018)
920 <sup>^</sup>	All-time wins – second in college football history.
731 <sup>^</sup>	All-time winning percentage – the best in college football history.

**RANKED MATCH UP DETAILS**

**TAKING CARE OF BUSINESS**

- Since the start of the 2017 season, Notre Dame is 5-2 in games between ranked teams when the Irish are the higher-ranked team.

Year	Opponent	ND Rank	Opp. Rank	H/A/N	Outcome	Notes
2017	NC State	9	14	H	W, 35-14	
2017	Miami (FL)	3	7	A	L, 8-41	
2017	Stanford	9	20	A	L, 20-38	
2017	Lousiana State	14	16	N	W, 21-17	2018 Citrus Bowl
2018	Virginia Tech	6	24	A	W, 45-23	
2018	Syracuse	3	12	H	W, 36-3	Shamrock Series

- The Irish notched a top-10 ranking for the 20th-consecutive week - the fourth longest active streak in college football (behind Alabama, Clemson and Georgia). This is the most-consecutive weeks within the top 10 for Notre Dame since 1994 (21).
- Notre Dame has been ranked in the top 25 for 33-consecutive weeks, the longest such streak for the Irish since the 1997 season.
- Saturday's contest will be the fourth time a ranked ACC team visits Notre Dame Stadium when the Irish have also been ranked. Notre Dame has won each of those matchups; when the Irish boast a top-25 ranking, they have never been defeated by an ACC team at home.

**NOTRE DAME VS. VIRGINIA**

Year	Site	ND Rank	Opp. Rank	H/A/N	Outcome	Notes
1989	East Rutherford, NJ	2	--	N	W, 36-13	Giants Stadium
2015	Charlottesville, VA	9	--	A	W, 34-27	

- Notre Dame and Virginia meet for the third time on Saturday afternoon. It will mark the first time the Irish will host Virginia and the first time both squads have been ranked.
- Saturday's contest will be the fourth time a ranked ACC team visits Notre Dame Stadium.

**1989 KICKOFF CLASSIC AT GIANTS STADIUM**

- Notre Dame bested the Cavaliers, 36-13, in Kickoff Classic VII. The game marked the first time the Irish took the field since the National Championship victory in 1988.
- Notre Dame was the fourth defending national champion to begin the subsequent season in the Kickoff Classic.
- The Irish scored touchdowns on their first five drives, also holding the Cavaliers to 60 yards in the first half against Notre Dame's 333.
- Current Notre Dame Pat and Jana Eilers Family defensive backs coach Todd Lyght notched two interceptions in the game to lead the Irish defense. In both that season and the one following, Lyght was named a consensus All-American.

NOTE CONTINUES ON PAGE 5

**FOOTBALL STAFF GAME DAY LOCATIONS**

Coach	Title	Location
Brian Kelly	Head Coach	Sideline
Clark Lea	Def. Coordinator/Linebackers	Press Box
Chip Long	Off. Coordinator/Tight Ends	Sideline
Mike Elston	Defensive Line	Sideline
Lance Taylor	Running Backs	Sideline
Jeff Quinn	Offensive Line	Sideline
Todd Lyght	Defensive Backs	Sideline
Terry Joseph	Def. Pass Game Coordinator	Sideline
Brian Polian	Special Teams Coordinator	Sideline
Del Alexander	Wide Receivers	Sideline
Tom Rees	Quarterbacks	Press Box

**ISBAN AUDITORIUM**

The Isban Auditorium is located in the Guglielmino Athletics Complex, northeast of the Joyce Center and directly north of the Irish Athletics Center (the new indoor football facility). Access to the auditorium is through the main entrance on the west side of 'The Gue.' Parking is available south of the Joyce Center.

**FOOTBALL ATHLETIC COMMUNICATIONS STAFF**

<b>Interim Director of Football Communications</b> Primary Football	Michael Scholl	mscholl@nd.edu o - 574-631-4780 c - 574-876-6248
<b>Assistant Athletic Director Strategic Communications</b> Secondary Football	Aaron Horvath	ahorvat3@nd.edu o - 574-631-8978 c - 574-340-3106
<b>Senior Associate Athletic Director, Media and Brand</b>	Rob Kelly	rkelly1@nd.edu o - 574-631-0979 c - 574-514-6100
<b>Assistant Athletics Communications Director</b>	Claire Kramer	ckramer@nd.edu c - 913-952-6454

**BRIAN KELLY WEEKLY AVAILABILITY**


<b>Sunday</b>	Recap of previous day's game	2:00 p.m. ET Teleconference
<b>Monday</b>	Game preview press conference	Noon ET Isban Auditorium Video/Transcript available on und.com
<b>Thursday</b>	Brian Kelly Radio Show	7-8 p.m. ET Irish Athletic Center
<b>Saturday</b>	Post-game press conference	Video/Transcript available on und.com

**STUDENT-ATHLETE WEEKLY AVAILABILITY**

<b>Tuesday</b>	Post Practice Interviews	Approximately 6:15 p.m. ET Isban Auditorium
<b>Saturday</b>	Post Game Interviews	Audio archive on und.com/pressbox



Michael Scholl



Aaron Horvath



Rob Kelly



Claire Kramer





**2015 NOTRE DAME AT VIRGINIA**

- In Notre Dame's first trip to Charlottesville, the No. 9 Irish came away with the 34-27 win after a DeShone Kizer 40-yard touchdown pass to Will Fuller with 12 seconds remaining in the fourth quarter.
- Earlier in the game, Kizer threw his first-career touchdown pass on a fake field goal in the first quarter to Durham Smythe, marking Smythe's first-career score.
- Starting QB Malik Zaire suffered a season-ending ankle injury in the second half, setting up backup Kizer for a starting role for the remainder of the season, which resulted in a trip to the Fiesta Bowl against Ohio State.
- C.J. Proise made his first-career start in the place of injured RB Tarean Folston, running for 155 yards and a touchdown. Fuller led the receiving attack, hauling in five passes for an impressive 124 yards (24.8 average).
- In all, the Irish rallied from injuries to tenured starters with a 460-yard offensive performance, scoring 22 points in the second half to take back the lead and seal the victory.

**ALL-AROUND EXCELLENCE**

- The University of Notre Dame was recently ranked 15th in the U.S. News and World Report rankings for Top Colleges.
- Of all teams that have made a College Football Playoff appearance, Notre Dame is the only school in the top 25 of those rankings. The university closest to Notre Dame in the rankings that has also made a CFP appearance is Georgia, which comes in at a tie for 50th.

**SEVEN CAPTAINS IN 2019**

- Quarterback Ian Book, safety Jalen Elliott, wide receiver Chris Finke, safety Alohi Gilman, offensive lineman Robert Hainsey, defensive lineman Khalid Kareem and defensive lineman Julian Okwara will serve as team captains for Notre Dame in 2019.
- The seven total captains matches a program-high from the 2017 season (DeShone Kizer was part of that group but eventually declared for the NFL Draft, leaving the Irish with six captains for the actual football season).

**HOME FIELD WIN STREAK**

- Notre Dame completed an undefeated season at Notre Dame Stadium in 2018 for the second time in four seasons (2015, 6-0) after finishing 6-0 following a 42-13 win over Florida State. From 1990-2011, only the 1998 campaign (6-0) saw a perfect Notre Dame home slate.
- Notre Dame has won 12 straight games at home dating back to Sept. 30, 2017, starting with a victory over Miami (Ohio). It is the third-longest home winning streak for the Irish since Notre Dame Stadium opened in 1930 (28 straight from 1942-50; 19 straight from 1987-90).

**IAN BOOK NOTABLES**

- Junior quarterback Ian Book ranks 10th (tied) in points responsible for per game among all FBS players with 20.0. Book also ranks 14th in the FBS in total offense (324.3 yards per game) and 18th in passing yards per completion (14.28).
- In Notre Dame's most recent home matchup, Book's 406 yards of total offense against New Mexico was just the 11th time an Irish quarterback has compiled over 400 yards of total offense since 1996. It was the most since Book posted 399 at Northwestern last season, while DeShone Kizer's 472 yards against Syracuse in 2016 marked the most recent game with a QB reaching over 400 yards of total offense. Six of the top 12 single-game yardage performances from a quarterback since 1996 have occurred during the Brian Kelly era.

**BOOK SOLID LATE**

- In the fourth quarter over the past 12 games, Book leads all FBS quarterbacks with a 194.6 passer rating over his 70 attempts. The FBS average passer rating in the fourth quarter stands at 127.7.

Player	School	Passer Rating
<b>IAN BOOK</b>	<b>NOTRE DAME</b>	<b>194.6</b>
James Blackman	Florida State	169.1
Zach Wilson	Brigham Young	157.3
Charlie Brewer	Baylor	153.6
Justin Herbert	Oregon	152.2

- Demonstrating his ability to guide the offense when the pressure is on late in the game, in the last eight games, Book has completed six passes in close and late situations for more than 20 yards each, which ranks third (tied) among all Power 5 players.

Player	School	20+ yard completions
K.J. Costello	Stanford	7
Kenny Pickett	Pittsburgh	7
Shawn Robinson	Missouri	6
<b>IAN BOOK</b>	<b>NOTRE DAME</b>	<b>6</b>
Jeff George	Pittsburgh	5

- Book also boasts six touchdown passes in close and late situations since the start of 2018, which ties for the fourth-highest mark among FBS quarterbacks. Virginia's Bryce Perkins leads the FBS in this category.

Player	School	Passing TDs
Bryce Perkins	Virginia	7
K.J. Costello	Stanford	7
Kellen Mond	Texas A&M	7
Jake Fromm	Georgia	6
Charlie Brewer	Baylor	6
<b>IAN BOOK</b>	<b>NOTRE DAME</b>	<b>6</b>



## NOTEWORTHY DEFENSIVE NOTABLES

- Notre Dame's defense held Georgia to just 34 total yards of offense in the first quarter last Saturday. The Bulldogs gained at least 150 yards in the first quarter during each of their first three games this season.
- Notre Dame has held 17-consecutive opponents below 30 points entering the game at Georgia. The Irish are tied with Washington for the FBS lead in that category.
- The Irish defense ranks 10th in the FBS in passing efficiency defense (95.12), allowing just one passing touchdown total by opponents over the last three games. Notre Dame's three previous opponents have combined for 20 passing touchdowns on the season, the lone passing touchdown allowed by the Irish delivered by Georgia.
- Notre Dame has forced opponents to an FBS-leading 44.9 passing attempts per touchdown allowed over the last 12 games. The average over the FBS is 18.8 attempts per touchdown.

School	Pass Attempts Per TD Allowed	Pass Att/Passing TDs
<b>NOTRE DAME</b>	<b>44.9</b>	<b>404/9</b>
California	42.9	386/9
Mississippi State	42.1	379/9
Michigan State	41.4	373/9
Wyoming	40.1	441/11

## NOTEWORTHY OFFENSIVE NOTABLES

- Notre Dame remains perfect in redzone-scoring percentage, converting on 11-of-11 visits down the field. Nine of those scores were touchdowns (six rushing, three passing). The nine touchdowns tie for fifth-most among redzone-perfect teams.
- With help coming from both sides of the ball, the Irish rank sixth (tied) in the FBS in turnover margin at +5, averaging +1.67 per game. Notre Dame running backs have gone 1,056 carries without losing a fumble – dating back to Nov. 21, 2015. It is the second-longest active streak in FBS behind Northwestern's 1,120-carry streak.
- The last time Notre Dame played at home, the 66 points scored by the Irish against New Mexico were the most for Notre Dame since they scored 69 points against Georgia Tech in Notre Dame Stadium on Nov. 5, 1977. It was only the third time Notre Dame has surpassed 66 since the 1932 season when the team scored 73 points against Haskell.

## NOTEWORTHY INDIVIDUAL NOTABLES

- **Chase Claypool** has logged 12 receptions for 20 or more yards over the last 8 games, which is the ninth-best among FBS WRs.
- Claypool has totaled 99 career receptions for 1,378 yards (13.9 average). His next catch will earn him the 100-career-reception distinction.
- Lending voice to the importance of veteran players making their mark on special teams, in the first quarter at Georgia, Claypool recovered a Georgia muffed punt return at the Bulldog eight-yard line to set up a Notre Dame touchdown drive (QB Ian Book one-yard pass to TE Cole Kmet). It was Claypool's first-career fumble recovery. He also added 6 catches for 66 yards and a touchdown at Georgia.
- **Cole Kmet** returned from injury with a bang, snagging the first three Irish receptions of the game at Georgia, including the first on the game's first play from scrimmage. He also recorded his first-career touchdown on the game's opening score.

- Kmet continued to impact the contest, finishing the night with a career-high nine catches, which tied the program mark for receptions in a single game by a tight end. He tallied 108 receiving yards and a touchdown (seven receptions for 68 yards and a touchdown coming in the first half).

Player	Game	Receptions
<b>Cole Kmet</b>	<b>at Georgia, 2019</b>	<b>9</b>
Ken MacAfee	vs. Purdue, 1977	9
Tyler Eifert	vs. Maryland, 2011	8
Tyler Eifert	vs. Air Force, 2011	8
Tyler Eifert	at Pittsburgh, 2011	8
Kyle Rudolph	at Michigan State, 2010	8
Kyle Rudolph	vs. Michigan, 2010	8
John Carlson	vs. North Carolina, 2006	8
Anthony Fasano	vs. Purdue, 2004	8
Ken MacAfee	vs. Southern Cal., 1977	8

- Irish special teams players have made their mark, especially stepping up into roles once filled by tenured veterans Justin Yoon and Tyler Newsome. **Jonathan Doerer** remains perfect on the season after netting his second field goal of the season, and third of his career, at Georgia on Saturday. Also connecting on 14-of-14 PAT attempts, Doerer totals 20 points on the season over three games. His season-long for FGM stands at 36 yards (vs. New Mexico).
- In his third contest for the Irish, **Jay Bramblett** boasted a 47.5-yard average on four punts, including a 58-yard career long. Prior to Saturday's game, Bramblett's average punt traveled 39.9 yards.
- **First Touches** – A number of Irish players have recorded touchdowns on either their first career touch – or the first touch of the season:
  - Sophomore **Jahmir Smith** scored on his first carry of the season, a three-yard plunge in the season opener at Louisville.
  - Sophomore **Tommy Tremble's** first-career reception ended up as a 26-yard touchdown catch against Louisville.
  - Junior **Avery Davis**, who switched from defensive back to running back due to injuries in the Irish offensive backfield, caught his first pass (a short shovel pass from Ian Book) and ran 59 yards untouched for a touchdown against New Mexico.
  - While not his first 'touch' – freshman **Kyle Hamilton** had two pass break ups in the opener at Louisville – Hamilton's first full touch – an interception – he returned for a touchdown against New Mexico last Saturday.
  - Do second touches count? Sophomore **Braden Lenzy** caught a 22-yard touchdown pass on his second reception of the season versus New Mexico while senior **Javon McKinley's** second and third receptions of the season were both turned into scores against the Lobos.
  - In his first game returning from injury, junior **Cole Kmet** recorded his first catch of the season on the first play from scrimmage at Georgia, also recording his first-career touchdown in the same game.



## NOTRE DAME ATTENDANCE RECORDS

- Notre Dame leads all FBS teams in attendance-record-setting games (10) after setting yet another record in the matchup at Georgia, with another possible record-setting game coming up this season (at Michigan).
- Georgia installed additional seating at Sanford Stadium last weekend to set a new attendance record of 93,246 Saturday – which was the FBS-leading 10th college football stadium in which Notre Dame helped set an attendance record (and second this season after the visit to Louisville to start the year):

Opponent	Stadium	Record	Date
Air Force	Falcon Stadium	56,409	10/9/2002
BYU	LaVell Edwards Stadium	66,247	10/16/1993
Georgia	Sanford Stadium	93,246	9/21/2019
Louisville	Cardinal Stadium	58,187	9/2/2019
Miami	Hard Rock Stadium	80,120*	1/7/2013+
Northwestern	Ryan Field	55,752	10/27/1962
Michigan	Michigan Stadium	115,109	9/7/2013
Michigan State	Spartan Stadium	80,401	9/22/1990
Southern Cal	L.A. Memorial Coliseum	105,236	12/6/1947
Miami (FL)	Sun Bowl	54,021	12/31/2010*

\* 2010 Sun Bowl | + 2012 BCS Championship Game

- The Irish also have visited several professional stadiums through the years and have set attendance records for college football games played in those facilities:

Opponent	Facility	Record	Date
Southern Cal	Soldier Field	120,000	11/26/1927
Boston College	Fenway Park	38,686	11/21/2015
Navy	Aviva Stadium	48,820	9/1/2012*
Syracuse	Meadowlands Stadium	76,802	9/27/2014
Temple	Lincoln Financial Field	76,802	10/31/2015
Army	Yankee Stadium	54,251	11/20/2010

\*-Includes 20 regular-season wins and two postseason appearances vacated under discretionary NCAA penalty

- The Irish are also ranked among the top-10 best crowds in a number of different stadiums and venues around the country – here is a selection of where the Irish rank in some notable facilities:

Facility	Attendance	Date	Opponent
Heinz Field	68,400	11/7/2015	vs. Pitt, 3rd-best for CFB
Sun Devil Stadium	75,248	1/1/2001	2001 Fiesta Bowl, 3rd-best
Darrel K. Royal Stadium	102,351	9/4/2016	vs. Texas, 3rd-best
State Farm Stadium	71,123	1/1/2016	2016 Fiesta Bowl, 4th-best for CFB
Beaver Stadium	110,078	9/8/2007	vs. Penn State, 4th-best
Memorial Stadium	84,982	9/5/2015	vs. Clemson, 7th-best
Doak Campbell Stadium	84,106	10/26/2002	vs. FSU, 7th-best
Carrier Dome	48,170	12/6/2003	highest attendance at Carrier Dome since 2003

## ON THIS WEEKEND

- Noteworthy historical games/performance for Notre Dame football on and around September 28:
  - September 27, 1941 – Frank Leahy notches his first win as head coach, beating Arizona 38-7 en route to his first of seven undefeated seasons.
  - September 28, 1918 – Notre Dame gives head coach Knute Rockne his first victory in his first game, a 26-6 win against Case Tech.
  - September 29, 2018 – The No. 8 Irish host No. 7 Stanford in a primetime matchup and total 550 total yards of offense in a decisive 38-17 victory over the Cardinal. Notre Dame held Stanford to 229 offensive yards. The Irish went on to earn a spot in the College Football Playoff, and Stanford was 5-3 to finish the season.

## IRISH VS. THE ATLANTIC COAST CONFERENCE

Team	Home				Away				Neutral				Overall			
	W	L	T	%	W	L	T	%	W	L	T	%	W	L	T	%
Boston College	7	5	0	0.583	4*	4	0	0.500	3	0	0	1.000	14*	9	0	0.609
Clemson	0	1	0	0.000	1	1	0	0.500	0	0	0	0.000	1	2	0	0.333
Duke	3	1	0	0.750	0	1	0	0.000	0	0	0	0.000	3	2	0	0.600
Florida State	2	2	0	0.500	1	1	0	0.500	0	3	0	0.000	3	6	0	0.333
Georgia Tech	16	3	0	0.842	12	2	1	0.833	0	1	0	0.000	28	6	1	0.814
Louisville	0	1	0	0.000	1	0	0	0.000	0	0	0	0.000	1	1	0	0.500
Miami (Fla.)	9	1	0	0.900	6	7	1	0.464	2	0	0	1.000	17*	8	1	0.673
North Carolina	12	0	0	1.000	5	2	0	0.714	1	0	0	1.000	18	2	0	0.900
NC State	1	0	0	1.000	0	1	0	0.000	0	1	0	0.000	1	2	0	0.333
Pittsburgh	21	10	0	0.667	27	11	1	0.705	0	0	0	0.000	48*	21	1	0.693
Syracuse	2	1	0	0.667	1	1	0	0.500	3	1	0	0.750	6	3	0	0.667
Virginia	0	0	0	0.000	1	0	0	1.000	1	0	0	1.000	2	0	0	1.000
Virginia Tech	0	1	0	0.000	1	0	0	1.000	0	0	0	0.000	1	1	0	0.500
Wake Forest	2*	0	0	1.000	2	0	0	1.000	0	0	0	0.000	4	0	0	1.000
TOTAL	75	26	0	0.743	62*	31	3	0.661	11	6	0	0.647	147	63	3	0.697

**CFB 150**

- The University of the Notre Dame will honor the 150th Anniversary of College Football by donning Under Armour Heritage uniforms that pay homage to the 1988 National Championship team on November 23 against Boston College.

**NOTRE DAME ACC SCHEDULING AGREEMENT**

- In a partnership that began in 2014, the University of Notre Dame and the Atlantic Coast Conference agreed to schedule the Irish to play, on average, five ACC opponents each season. Originally scheduled through the 2025 season, the games have now been scheduled through the 2037 campaign.
- Notre Dame is 19-7 (.731) against ACC opponents since the scheduling agreement began during the 2014 season:

Year	Opponent	H/A/N	W/L	Score
2014	Syracuse	N	W	31-15
2014	North Carolina	H	W	50-43
2014	Florida State	A	L	27-31
2014	Louisville	H	L	28-31
2015	Virginia	A	W	34-27
2015	Georgia Tech	H	W	30-22
2015	Clemson	A	L	22-24
2015	Pittsburgh	A	W	42-30
2015	Wake Forest	H	W	28-7
2015	Boston College	N	W	16-13
2016	Duke	H	L	35-38
2016	Syracuse	N	W	50-33
2016	NC State	A	L	3-10
2016	Miami	H	W	30-27
2016	Virginia Tech	H	L	31-34
2017	Boston College	A	W	49-20
2017	North Carolina	A	W	33-10
2017	NC State	H	W	35-14
2017	Wake Forest	H	W	48-37
2017	Miami	A	L	8-41
2018	Wake Forest	A	W	56-27
2018	Virginia Tech	A	W	45-23
2018	Pittsburgh	H	W	19-14
2018	Florida State	H	W	42-13
2018	Syracuse	N	W	36-3
2019	Louisville	A	W	35-17

- So far in 2019, the Irish have defeated Louisville as part of the scheduling agreement. Notre Dame is set to face Virginia (Sept. 28), Virginia Tech (Nov. 2), Duke (Nov. 9) and Boston College (No. 23) this season.
- There have been, and in the future there will be, seasons when the Irish face just four ACC opponents but will eventually even out the agreement by facing six ACC teams in another year (this occurred in 2014 and 2015 and is set to occur in 2021-22 and 2022-23).

**NOTRE DAME ACC FUTURE SCHEDULES**

Year	Opponent	H/A/N
2020	Wake Forest	A
2020	Pittsburgh	A
2020	Duke	H
2020	Clemson	H
2020	Louisville	H
2021	*Florida State	A
2021	Virginia Tech	A
2021	North Carolina	H
2021	Virginia	H
2021	Georgia Tech	H
2022	North Carolina	A
2022	Syracuse	A
2022	Boston College	H
2022	Clemson	H
2023	NC State	A
2023	Duke	A
2023	Louisville	A
2023	Wake Forest	H
2023	Clemson	A
2023	Pittsburgh	H
2024	Miami	H
2024	Georgia Tech	A
2024	Florida State	H
2024	Virginia	H
2025	Miami	A
2025	NC State	H
2025	Boston College	A
2025	Pittsburgh	A
2025	Syracuse	H
2026	Florida State	A
2026	Louisville	H
2026	North Carolina	A
2026	Syracuse	H
2026	Virginia	H
2027	Clemson	A
2027	Duke	A
2027	Georgia Tech	H
2027	Virginia Tech	H
2027	Wake Forest	A
2028	Boston College	H
2028	Clemson	H
2028	Miami	H
2028	Pittsburgh	A
2028	Virginia Tech	A
2029	Florida State	A
2029	Georgia Tech	H
2029	NC State	A
2029	Syracuse	A
2029	Wake Forest	H
2030	Boston College	A
2030	Duke	H
2030	Florida State	H
2030	Louisville	A
2030	North Carolina	H
2031	*Clemson	A
2031	Miami	H
2031	North Carolina	A
2031	NC State	H
2031	Virginia	A
2032	Florida State	H
2032	Georgia Tech	A
2032	Louisville	H
2032	Miami	A
2032	Wake Forest	H
2033	Boston College	A
2033	Duke	A
2033	Louisville	A
2033	Pittsburgh	H
2033	Virginia Tech	H
2034	Clemson	H
2034	Miami	A
2034	Pittsburgh	A
2034	Syracuse	H
2034	Virginia	H
2035	Boston College	H
2035	Duke	H
2035	Louisville	A
2035	NC State	A
2035	Virginia	A
2036	Florida State	H
2036	Georgia Tech	A
2036	North Carolina	A
2036	Pittsburgh	H
2036	*Virginia Tech	A
2037	Clemson	A
2037	Miami	H
2037	NC State	H
2037	Syracuse	A
2037	Wake Forest	A

\* - Labor Day Monday



Josh Adams	NY Jets	RB	Second Season (practice squad)
Alex Bars	Chicago	OL	First season (practice squad)
Miles Boykin	Baltimore	WR	First season
Sheldon Day	San Francisco	DT	Fourth season
Tyler Eifert	Cincinnati	TE	Seventh season
Matthias Farley	NY Jets	SS	Fourth season
Will Fuller	Houston	WR	Fourth season
Bennett Jackson	NY Jets	SS	Sixth season (practice squad)
J.J. Jansen	Carolina	LS	12th season
DeShone Kizer	Oakland	QB	Third season
Julian Love	NY Giants	CB	First season
Cole Luke	Carolina	CB	Third season (practice squad)
Nick Martin	Houston	C	Fourth season
Zack Martin	Dallas	OG	Sixth season
Mike McGlinchey	San Francisco	OT	Second season
Sam Mustipher	Chicago	OL	First season (practice squad)
Quenton Nelson	Indianapolis	OG	Second season
Romeo Okwara	Detroit	DE	Fourth season
James Onwualu	Jacksonville	OLB	Third season (injured reserve)

IRISH IN THE NFL (As of September 22)			
Player	Team	Pos.	Notes
C.J. Prosise	Seattle	RB	Fourth season
Theo Riddick	Denver	RB	Seventh season (injured reserve)
Isaac Rochell	LA Chargers	DT	Third season
Kyle Rudolph	Minnesota	TE	Ninth season
Harrison Smith	Minnesota	FS	Eighth season
Jaylon Smith	Dallas	ILB	Fourth season
Durham Smythe	Miami	TE	Second season
Eq. St. Brown	Green Bay	WR	Second season (injured reserve)
Ronnie Stanley	Baltimore	OT	Fourth season
Golden Tate	NY Giants	WR	10th season
Jerry Tillery	LA Chargers	DT	First season
Drue Tranquill	LA Chargers	LB	First season
Stephon Tuitt	Pittsburgh	DE	Sixth season
Dexter Williams	Green Bay	RB	First season

## NFL CAPTAINCY

- Three Notre Dame football alums have been named team captains for the 2019-20 NFL season. Jaylon Smith and Zack Martin were named captains for the Dallas Cowboys, while Kyle Rudolph was named a captain for the Minnesota Vikings.







COLLEGE FOOTBALL PLAYOFF (final 2018)			
Rk	Team	Record	Trend
1	Alabama	13-0	—
<b>2</b>	<b>Clemson</b>	<b>13-0</b>	—
3	NOTRE DAME	12-0	—
4	Oklahoma	12-1	+1
5	Georgia	11-2	-1
6	Ohio State	12-1	—
<b>7</b>	<b>Michigan</b>	<b>10-2</b>	—
8	UCF	11-0	—
9	Washington	10-3	+2
10	Florida	9-3	-1
11	LSU	9-3	-1
12	Penn State	9-3	—
13	Washington State	10-2	—
14	Kentucky	9-3	+1
15	Texas	9-3	-1
16	West Virginia	8-3	—
17	Utah	9-4	—
18	Mississippi State	8-4	—
19	Texas A&M	8-4	—
<b>20</b>	<b>Syracuse</b>	<b>9-3</b>	—
21	Fresno State	11-2	+4
<b>22</b>	<b>Northwestern</b>	<b>8-5</b>	<b>-1</b>
23	Missouri	8-4	+1
24	Iowa State	8-4	-1
25	Boise State	10-3	-3







ASSOCIATED PRESS TOP 25 (Sept. 22, 2019)				
Rk	Team (1st Place Votes)	Rec.	Points	Trend
1	Clemson (55)	4-0	1543	—
2	Alabama (6)	4-0	1485	—
<b>3</b>	<b>Georgia (1)</b>	<b>4-0</b>	<b>1400</b>	—
4	LSU	4-0	1344	—
5	Ohio State	4-0	1288	+1
6	Oklahoma	4-0	1283	-1
7	Auburn	4-0	1169	+1
8	Wisconsin	3-0	1071	+5
9	Florida	4-0	1022	—
10	NOTRE DAME	2-1	989	-3
11	Texas	3-1	968	+1
12	Penn State	3-0	848	+1
13	Oregon	3-1	839	+3
14	Iowa	3-0	714	+4
15	California	4-0	547	+8
16	Boise State	4-0	524	+4
17	Washington	3-1	498	+5
<b>18</b>	<b>Virginia</b>	<b>4-0</b>	<b>430</b>	<b>+3</b>
19	Utah	3-1	426	-9
<b>20</b>	<b>Michigan</b>	<b>2-1</b>	<b>287</b>	<b>-9</b>
<b>21</b>	<b>Southern Cal.</b>	<b>3-1</b>	<b>257</b>	—
22	UCF	3-1	252	-7
23	Texas A&M	2-2	233	-6
24	Kansas State	3-0	230	—
25	Michigan State	3-1	104	—

COACHES POLL (Sept. 22, 2019)				
Rk	Team (1st Place Votes)	Rec.	Points	Trend
1	Clemson (62)	4-0	1622	—
2	Alabama (2)	4-0	1558	—
<b>3</b>	<b>Georgia (1)</b>	<b>4-0</b>	<b>1475</b>	—
4	Oklahoma	3-0	1388	—
5	LSU	4-0	1378	—
6	Ohio State	4-0	1335	—
7	Auburn	4-0	1198	+2
8	Florida	4-0	1138	—
9	Wisconsin	3-0	1100	+5
10	NOTRE DAME	2-1	980	-3
11	Penn State	3-0	964	+1
12	Texas	3-1	959	+1
13	Oregon	3-1	816	+4
14	Iowa	3-0	778	+4
15	Boise State	4-0	558	+5
16	California	4-0	505	+7
17	Washington	3-1	485	+4
<b>18</b>	<b>Virginia</b>	<b>4-0</b>	<b>450</b>	<b>+4</b>
19	Utah	3-1	445	-8
<b>20</b>	<b>Michigan</b>	<b>2-1</b>	<b>389</b>	<b>-10</b>
21	Texas A&M	2-2	270	-6
22	Kansas State	3-0	262	+3
23	UCF	3-1	233	-7
24	Wake Forest	4-0	143	+6
<b>25</b>	<b>Southern Cal.</b>	<b>3-1</b>	<b>130</b>	—

Others receiving votes: Wake Forest, Oklahoma State, SMU, Army, Memphis, Iowa State, Appalachian State, Washington State, Missouri, Mississippi State, Pittsburgh, Arizona State, Minnesota, Colorado, Tulane.

Others receiving votes: Memphis, Washington State, Michigan State, Southern Methodist, Oklahoma State, Army, Mississippi State, Appalachian State, Colorado, Utah State, Minnesota, Tulane, Nebraska, Iowa State, Arizona State, Texas Christian, Navy, Duke, Hawaii, Arizona.

2019 NOTRE DAME OPPONENT UPDATE					
Rk	Team	Record	Last Week	This Week	Next Week
		2-1 0-1 ACC Atlantic	L, 24-35 at Florida State	IDLE	vs. Boston College
		2-1 0-0 MWC Mount.	W, 55-52 vs. New Mexico St.	at Liberty 6 p.m.	at San Jose State 10 p.m. (Friday)
3/3		4-0 1-0 SEC East	W, 23-17 vs. Notre Dame	IDLE	at Tennessee
18/18		4-0 2-0 ACC Coastal	W, 28-17 vs. Old Dominion	at Notre Dame 3:42 p.m.	IDLE
		1-2 0-0 MAC East	L, 62-20 at Kent State	IDLE	at Notre Dame 3:30 p.m.
21/25		3-1 2-0 Pac-12 South	W, 30-23 vs. Utah	at Washington 3:30 p.m.	IDLE

2019 NOTRE DAME OPPONENT UPDATE					
Rk	Team	Record	Last Week	This Week	Next Week
20/20		2-1 0-1 Big Ten East	L, 14-35 at Wisconsin	vs Rutgers Noon	vs. Iowa Noon
		2-1 0-1 ACC Coastal	IDLE	vs. Duke 7 p.m. (Friday)	at Miami FL
		2-1 0-0 Coastal	IDLE	at Virginia Tech, 7 p.m. (Friday)	vs. Pittsburgh
		2-0 0-0 AAC West	IDLE	at Memphis, 8 p.m. (Thursday)	vs. Air Force, 3:30 p.m.
		3-1 1-0 ACC Atlantic	W, 30-16 at Rutgers	vs. Wake Forest 3:30 p.m.	at Louisville
		1-3 0-2 Pac-12 North	L, 21-6 vs. Oregon	at Oregon State 7 p.m.	vs. Washington

**THE BRIAN KELLY FILE**

37th year in coaching // 29th year as head coach // 10th year at Notre Dame					
Alma Mater: Assumption College (1983)					
School	Seasons	Record			Pct.
Grand Valley State	13	118	35	2	0.768
Central Michigan	3	19	16	0	0.543
Cincinnati	3	34	6	0	0.850
Notre Dame	10	83 <sup>^</sup>	36	0	0.697
<b>TOTALS</b>	<b>29</b>	<b>254<sup>^</sup></b>	<b>93</b>	<b>2</b>	<b>0.731</b>

**BRIAN KELLY -  
THE DICK CORBETT HEAD FOOTBALL COACH**

- Winningest coach in FBS (254<sup>^</sup> wins)
- One of only three FBS coaches with over 300 games as a head coach
- Only three-time winner of the Home Depot Coach of the Year Award ('09, '12, '18)
- With 10 or more wins in 2015, 2017 and 2018, Kelly joined Knute Rockne, Ara Parseghian and Lou Holtz as the only Notre Dame coaches to hit the double-digit mark in wins three times
- Ranks first in winning percentage among active FBS coaches (.733<sup>^</sup>) who have coached in 300 or more career games
- Second-youngest coach to reach 200 career victories at a major school
- Has finished .500 or better in 27 of 29 seasons as a head coach
- Boasts a 16-8 record in postseason as a head coach
- Joins Knute Rockne (13), Frank Leahy, Ara Parseghian and Lou Holtz (11) as the only Notre Dame coaches to spend 10 or more seasons on the Irish sidelines.

**HONORS AND ACCOLADES**

Year	Award
2018	Home Depot National Coach of the Year
2018	Stallings National Coach of the Year
2012	AP National Coach of the Year
2012	Walter Camp National Coach of the Year
2012	Sporting News National Coach of the Year
2012	Home Depot National Coach of the Year
2012	Liberty Mutual National Coach of the Year
2012	AFCA National Coach of the Year
2009	Home Depot National Coach of the Year

<sup>^</sup> - Includes 20 regular-season wins and two postseason appearances vacated under discretionary NCAA penalty.

**WINNINGEST ACTIVE FBS COACHES (By wins)**

Rk.	Coach	School	Years	Record			Pct.
1.	BRIAN KELLY	NOTRE DAME	29	254 <sup>^</sup>	93	2	.731
2.	Mack Brown	North Carolina	30	246	124	1	.664
3.	Nick Saban	Alabama	23	236	63	1	.788
4.	Gary Patterson	TCU	19	169	64	0	.725
5.	Kirk Ferentz	Iowa	23	167	122	0	.578

**ACTIVE FBS LONGEVITY**

Rk.	Coach	School	Games
1..	Mack Brown	North Carolina	371
2.	BRIAN KELLY	NOTRE DAME	349 <sup>^</sup>
3.	Nick Saban	Alabama	300
4.	Kirk Ferentz	Iowa	289
5.	Dave Clawson	Wake Forest	237

**WINNINGEST ACTIVE FBS COACHES (By percentage, min. 5 years)**

Rk.	Coach	School	Years	Record			Pct.
1.	Chris Petersen	Washington	13	142	34	0	.807
2.	Dabo Swinney	Clemson	11	120	30	0	.800
3.	Nick Saban	Alabama	23	236	63	1	.788
4.	Jimbo Fisher	Texas A&M	9	94	29	0	.764
5.	BRIAN KELLY	NOTRE DAME	29	253 <sup>^</sup>	93	2	.731
6.	Gary Patterson	TCU	19	169	64	0	.725
7.	Chip Kelly	UCLA	5	50	19	0	.725
8.	Jim Harbaugh	Michigan	11	98	40	0	.710

**MOST YEARS COACHING (ACTIVE FBS)**

Rk.	Coach	School	Years
1.	Mack Brown	North Carolina	30
2.	BRIAN KELLY	NOTRE DAME	29
3.	Nick Saban	Alabama	23
4.	Kirk Ferentz	Iowa	23
5.	Dave Clawson	Wake Forest	19

Home	126	33	1	33	13	1	0
Away	91	51	1	17	17	1	1
Neutral	16	8	0	12	5	0	0
In overtime	4	5	0	0	3	0	0
Coming off a loss	51	29	0	17	13	1	0
Coming off a win	165	52	1	41	22	1	1
Coming off an open date	19	2	0	8	1	0	0
vs. AP Top 25	23	19	0	13	15	0	1
Both teams are in the AP Top 25	14	17	0	10	15	0	1
Neither team is in the AP Top 25	49	28	0	17	12	0	0
Team is ranked higher	60	15	0	38	12	2	0
Opponent is ranked higher	9	15	0	6	11	0	1
vs. In-State Opponents	74	22	2	4	0	0	0
In August	4	2	0	1	0	0	0
In September	74	35	0	22	12	2	1
In October	79	24	2	19	7	0	0
In November	65	26	0	17	13	0	0
In December	10	2	0	2	1	0	0
In January	1	3	0	1	2	0	0
On TV (except GVSU regular season)	90	42	0	62	35	2	1
On NBC	37	13	0	37	13	1	0
On NBCSN	2	0	0	2	0	0	0
On ABC	15	11	0	13	11	0	0
On ESPN	14	7	0	6	5	0	0
On ESPN2	8	2	0	0	0	0	0
On CBS	3	3	0	3	3	0	1
On FOX	1	3	0	1	3	0	0
On CBS Sports Network	0	0	0	0	0	0	0
Afternoon Games	156	61	2	38	17	1	0
Night Games (6 p.m. or later)	77	31	0	23	18	1	1
Decided by three points or fewer	39	23	2	6	11	0	0
Decided by seven points or fewer	72	39	2	17	16	0	1
Scoring first	160	38	0	46	20	2	1
Opponent scores first	71	54	2	16	15	0	0
Leading at halftime	189	21	0	54	11	2	1
Tied at halftime	15	3	0	4	1	0	0
Trailing at halftime	29	68	2	4	23	0	0
Leading after three quarters	200	17	0	52	9	2	0
Tied after three quarters	12	6	1	4	5	0	0
Trailing after three quarters	21	69	1	6	21	0	1
Scoring 40+ points	91	3	0	23	2	1	0
Scoring 30-39 points	66	11	0	20	7	1	0

THE RECORD WHEN...							
Stat	Kelly's Career			Kelly at ND		2019	
	Record (W-L-T)			Record (W-L)		Record (W-L)	
Scoring 20-29 points	55	36	1	13	14	0	0
Scoring 0-19 points	20	42	1	5	12	0	1
Allowing 40+ points	7	22	0	1	8	0	0
Allowing 30-39 points	16	35	0	5	15	0	0
Allowing 20-29 points	62	27	1	14	10	0	1
Allowing 0-19 Points	147	8	1	41	2	2	0
Outrushing opponent	181	29	1	44	8	0	0
Getting outrushed	47	61	1	16	27	2	1
Passing for more yards	148	62	1	35	29	2	1
Passing for fewer yards	83	29	1	26	6	0	0
Outgaining opponent	194	31	1	49	14	2	0
Outgained by opponent	36	58	1	12	21	0	1
Winning time of possession battle	118	28	0	29	6	0	0
Losing time of possession battle	112	62	2	32	29	2	1
Scoring a defensive or special teams TD	71	9	0	12	5	1	0
Allowing a defensive or special teams TD	24	30	0	10	11	0	0
Fewer penalty yards	71	41	1	32	16	1	0
More penalty yards	153	48	1	28	18	1	1
Winning turnover battle	134	15	0	31	4	2	0
Losing turnover battle	61	53	1	21	25	0	1
Having an individual 100-yard rusher	110	26	1	27	9	1	0
Having an individual 100-yard receiver	90	33	0	20	16	0	1
Having an individual 200-yard passer	153	49	1	39	24	1	0
Allowing an individual 100-yard rusher	43	50	1	11	22	1	0
Allowing an individual 100-yard receiver	68	38	0	12	13	0	0
Allowing an individual 200-yard passer	93	47	1	26	23	0	0

2019 HONORS & AWARDS			
Player	Year	Pos.	Awards
Jafar Armstrong	Jr.	RB	Doak Walker Award Watch List
Ian Book	Sr.	QB	Maxwell Trophy Watch List Davey O'Brien Award Watch List Walter Camp Award Watch List
Avery Davis	Jr.	RB	Notre Dame "Warrior of the Game" vs. New Mexico (9/14)
Liam Eichenberg	Jr.	OL	Outland Trophy Watch List
Jalen Elliott	Sr.	S	Wuerffel Trophy Watch List
Alohi Gilman	Sr.	S	Associated Press Preseason All-American (Second Team) Bronko Nagurski Trophy Watch List Jim Thorpe Award Watch List
Khalid Kareem	Sr.	DL	Chuck Bednarik Award Watch List Bronko Nagurski Trophy Watch List
Tommy Kraemer	Jr.	OL	Associated Press Preseason All-American (Second Team) Outland Trophy Watch List
Cole Kmet	Jr.	TE	John Mackey Award Watch List
Tony Jones, Jr.	Sr.	RB	Doak Walker Award Watch List
Julian Okwara	Sr.	DE	Associated Press Preseason All-American (Second Team) Bronko Nagurski Trophy Watch List
Tommy Tremble	So.	TE	Notre Dame "Warrior of the Game" at Louisville (9/2)
Jarrett Patterson	So.	C	Rimington Trophy Watch List

STARTER SHEET				
OFFENSE	Pos.	2019	Streak	Career
Tommy Kraemer	RG/RT	3	7	25
Chase Claypool	WR	3	5	23
Robert Hainsey	RT/RG	3	17	17
Liam Eichenberg	LT	3	17	17
Ian Book	QB	3	6	13
Chris Finke	WR	3	5	12
Aaron Banks	LG	3	9	9
Cole Kmet	TE	1	1	8
Tony Jones, Jr.	RB	3	3	7
Trevor Ruhland	LG/RG	0	0	5
Jafar Armstrong	RB	1	0	3
Brock Wright	TE	2	2	3
Jarrett Patterson	C	3	3	3
Lawrence Keys III	WR	2	2	2

DEFENSE	Pos.	2019	Streak	Career
Jalen Elliott	S	3	29	29
Troy Pride Jr.	CB	3	9	22
Alohi Gilman	S	3	16	16
Khalid Kareem	DL	3	16	16
Daelin Hayes	DL	0	0	13
Julian Okwara	DL	3	15	15
Asmar Bilal	LB	2	2	11
Donte Vaughn	CB	0	0	5
Shaun Crawford	CB	3	3	6
Jordan Genmark Heath	LB	1	0	2
Houston Griffith	CB	1	0	1
Kurt Hinish	NG	3	3	3
Jeremiah Owusu-Koramoah	LB	3	3	3
Myron Tagovailoa-Amosa	DT	3	3	3
Drew White	LB	3	3	3

CAREER STARTS BY POSITION										
WR	LT	LG	C	RG	RT	TE	WR	QB	WR	RB
Keys (2)	Eichenberg (17)	Banks (9)	Patterson (3)	Kraemer (12)	Hainsey (16)	Kmet (8)	Claypool (23)	Book (13)	Finke (12)	Jones Jr. (7)
		Ruhland (2)		Ruhland (3)	Kraemer (13)	Wright (3)				Armstrong (3)
				Hainsey (1)						
DL	DL	DL	DL	LB	LB	LB	CB	S	S	CB
Kareem (16)	Tagovailoa-Amosa (3)	Hinish (3)	Okwara (15)	Genmark Heath (3)	White (4)	Bilal (10)	Pride (22)	Gilman (16)	Elliott (29)	Crawford (6)
			Hayes (13)	Bilal (1)		Owusu-Koramoah (2)	Griffith (1)			Vaughn (4)
							Vaughn (1)			

**NOTRE DAME**

**Rushing**

Had 500 or more yards:	at Boston College, 2017 (515)
Had 450 or more yards:	at Boston College, 2017 (515)
Had 400 or more yards:	at Boston College, 2017 (515)
Had 300 or more yards:	vs. Florida State, 2018 (365)
Had 70 or more rushing attempts:	vs. Michigan State, 1991 (76)
Had 60 or more rushing attempts:	vs. Navy, 2007 (63)
Had 50 or more rushing attempts:	vs. Florida State, 2018 (50)
Had eight or more rush TDs:	vs. Pittsburgh, 1965 (9)
Had seven or more rush TDs:	at Boston College, 2017 (7)
Had six or more rush TDs:	at Wake Forest, 2018 (6)
Had five or more rush TDs:	at Wake Forest, 2018 (6)
Had four or more rush TDs:	at Louisville, 2019 (4)
Had two or more players with 200 rush yards in a game:	at Boston College, 2017 (Josh Adams 229, Brandon Wimbush 207)
Had three players with 100 rush yards in a game:	vs. Temple, 2017 (Josh Adams 161, DeShone Kizer 124, Brandon Wimbush 106)
Had two or more players with 100 rush yards in a game:	vs. USC, 2017 (Josh Adams 191, Brandon Wimbush 106)

**Passing**

Had 500 or more yards:	at USC, 1970 (526)
Had 400 or more yards:	vs. New Mexico, 2019 (434)
Had 300 or more yards:	vs. New Mexico, 2019 (434)
Had 50 or more pass attempts:	at Florida State, 2014 (52)
Had 40 or more pass attempts:	at Georgia, 2019 (47)
Had 30 or more pass attempts:	at Georgia, 2019 (47)
Had 35 or more pass completions:	at Clemson, 2015 (35)
Had 30 or more pass completions:	at Clemson, 2015 (35)
Had 25 or more pass completions:	at Georgia, 2019 (29)
Had six or more passing TDs:	vs. New Mexico, 2019 (6)
Had five or more passing TDs:	vs. New Mexico, 2019 (6)
Had four or more passing TDs:	vs. New Mexico, 2019 (6)
Had three or more passing TDs:	vs. New Mexico, 2019 (6)
Had five or more passes intercepted:	vs. USC, 1967 (7)
Had four or more passes intercepted:	at Arizona State, 2014 (4)
Had three or more passes intercepted:	vs. Ball State, 2018 (3)

**Receiving**

Had two players with 100 receiving yards in a game:	at Stanford, 2017 (Kevin Stepherson - 112, Equanimeous St. Brown - 111)
Had a player with over 150 receiving yards in a game:	vs. Wake Forest, 2017 (Chase Claypool - 180)
Had two players with 10 catches in a game:	vs. BYU, 2005 (Maurice Stovall - 14, Jeff Samardzija - 10)

**Combination Offense**

Had a 400-yard passer and 100-yard rusher in a game:	vs. Syracuse, 2016 (DeShone Kizer - 471, Josh Adams - 102)
Had a 300-yard passer and 100-yard rusher in a game:	vs. Navy, 2018 (Ian Book - 330, Dexter Williams - 142)
Had a 400-yard passer and 100-yard receiver in a game:	vs. Syracuse, 2016 (DeShone Kizer - 471, Equanimeous St. Brown - 182)
Had a 300-yard passer and 100-yard receiver in a game:	vs. Northwestern, 2018 (Ian Book - 343, Chase Claypool - 130)
Had a 400-yard passer, 100-yard rusher and 100-yard receiver in a game:	vs. Syracuse, 2016 (DeShone Kizer - 471, Josh Adams - 102, Equanimeous St. Brown - 182)
Had a 300-yard passer, 100-yard rusher and 100-yard receiver in a game:	vs. Syracuse, 2016 (DeShone Kizer - 471, Josh Adams - 102, Equanimeous St. Brown - 182)
Had a 200-yard passer, 100-yard rusher and 100-yard receiver in a game:	at Virginia Tech, 2018 (Ian Book - 271, Dexter Williams - 178, Miles Boykin - 117)
Had a 400-yard passer and 100-yard rusher in a game:	vs. Syracuse, 2016 (DeShone Kizer - 471, Josh Adams - 102)
Had a 300-yard passer and 100-yard rusher in a game:	vs. Syracuse, 2016 (DeShone Kizer - 471, Josh Adams - 102)
Had a 200-yard passer and 100-yard rusher in a game:	at Virginia Tech, 2018 (Ian Book - 271, Dexter Williams - 178)
Had a 100-yard receiver and 100-yard rusher in a game:	at Virginia Tech, 2018 (Miles Boykin - 117, Dexter Williams - 178)

**Total Offense**

Had 700 or more yards total offense:	vs. Wake Forest, 2017 (710)
Had 650 or more or more yards total offense:	vs. Wake Forest, 2017 (710)
Had 600 or more or more yards total offense:	vs. Wake Forest, 2017 (710)
Had 500 or more yards total offense:	vs. New Mexico, 2019 (591)
Had 400 or more yards total offense:	vs. New Mexico, 2019 (591)
Had 100 or more plays total offense:	vs. Pittsburgh, 2012 (104)
Had 85 or more plays total offense:	vs. Stanford, 2018 (88)
Had 75 or more plays total offense:	vs. Florida State, 2018 (75)

**Scoring**

Scored 60 or more points:	vs. New Mexico, 2019 (66)
Scored 50 or more points:	vs. New Mexico, 2019 (66)
Scored 40 or more points:	vs. New Mexico, 2019 (66)
Scored 30 or more points:	vs. New Mexico, 2019 (66)
Scored a two-point conversion:	vs. LSU (Citrus Bowl), 2017
Allowed 60 or more points:	Never
Allowed 50 or more points:	at Texas, 2016 (50)
Allowed 40 or more points:	at USC, 2016 (45)
Allowed 30 or more points:	at Stanford, 2017 (38)
Was held scoreless:	at Boston College, 2008 (17-0)
Was held scoreless at home:	USC, 2007 (38-0)
Was held scoreless on the road:	at Boston College, 2008 (17-0)
Was held without offensive touchdown:	vs. Clemson, 2019 Cotton Bowl (30-3)
Was held without offensive touchdown on the road:	at NC State, 2016 (10-3)
Was held without offensive touchdown at home:	vs. USC, 2007 (38-0)
Held opponent scoreless:	vs. Michigan, 2014 (31-0)
Held opponent scoreless at home:	vs. Michigan, 2014 (31-0)
Held opponent scoreless on the road:	at Purdue, 1993 (17-0)
Held opponent without offensive touchdown:	vs. Syracuse, 2018 (36-3)
Held opponent without offensive touchdown on the road/neutral:	vs. Syracuse, 2018 (36-3)
Held opponent without offensive touchdown at home:	vs. Texas, 2015 (38-3)
Held opponent scoreless at neutral site:	vs. Maryland (Giants Stadium - East Rutherford, NJ), 2002 (22-0)
Held two or more opponents scoreless in a season:	2002 vs. Maryland (22-0) vs. Rutgers (42-0)
Held three or more opponents scoreless in a season:	1976 vs. Purdue (23-0) at Northwestern (49-0), vs. Oregon (41-0)
Held four or more opponents scoreless in a season:	1966 vs. Army (35-0) vs. North Carolina (32-0), at Oklahoma (38-0), vs. Pittsburgh (40-0) vs. Duke (64-0), at USC (51-0)
Held five or more opponents scoreless in a season:	1966 vs. Army (35-0) vs. North Carolina (32-0), at Oklahoma (38-0), vs. Pittsburgh (40-0) vs. Duke (64-0), at USC (51-0)
Held six or more opponents scoreless in a season:	1966 vs. Army (35-0) vs. North Carolina (32-0), at Oklahoma (38-0), vs. Pittsburgh (40-0) vs. Duke (64-0), at USC (51-0)
Had multiple players with multiple TDs in a game:	vs. Florida State, 2018 (Dexter Williams - 2, Alizé Mack - 2)

**Turnovers**

Did not commit a turnover:	vs. Stanford, 2018
Committed six or more turnovers:	vs. Navy, 1984 (6)
Committed five or more turnovers:	vs. Boston College, 2015 (5)
Lost four or more fumbles:	vs. Michigan State, 1999 (4)
Lost three or more fumbles:	at Clemson, 2015 (3)
Recorded six or more takeaways:	vs. Michigan, 2012 (6)
Recorded five or more takeaways:	vs. Michigan, 2012 (6)
Returned two or more interceptions for TDs:	vs. Stanford, 2002 (2) (Shane Walton - 18 yards, Courtney Watson - 34 yards)
Returned an interception for a TD:	vs. New Mexico (2019) (Kyle Hamilton - 54 yards)
Returned a fumble for a TD:	at Virginia Tech, 2018 (1) (Julian Love - 42 yards)

**Defense**

Held opponent to 50 or fewer rushing yards:	vs. NC State, 2017 (50)
Held opponent to 100 or fewer passing yards:	vs. Navy, 2018 (52)
Held opponent to 200 or fewer passing yards:	at Georgia, 2019 (187)
Held opponent to 300 or fewer yards total offense:	vs. Syracuse, 2018 (234)
Held opponent to 200 or fewer yards total offense:	at NC State, 2016 (198)
Intercepted five or more passes:	vs. Michigan, 2012 (5)
Intercepted four or more passes:	vs. Rutgers (Pinstripe Bowl), 2013 (4)
Intercepted three or more passes:	vs. New Mexico, 2019 (3)
Forced five or more fumbles:	at Louisville, 2019 (5)
Forced four or more fumbles:	at Louisville, 2019 (5)
Forced three or more fumbles:	at Louisville, 2019 (5)
Scored a safety:	at North Carolina, 2017
Recorded nine or more sacks:	vs. Rutgers, 1996 (9)
Recorded eight or more sacks:	vs. Hawai'i (Hawai'i Bowl), 2008 (8)
Recorded seven or more sacks:	vs. Hawai'i (Hawai'i Bowl), 2008 (8)
Recorded six or more sacks:	vs. Syracuse, 2018 (6)
Recorded five or more sacks:	vs. Syracuse, 2018 (6)
Held opponent to 10 or fewer first downs:	vs. Stanford, 2018 (10)

**Special Teams**

Returned a punt for a TD:	vs. Massachusetts, 2015 (C.J. Sanders, 50 yards)
Returned a blocked punt for a TD:	vs. USC, 2015 (Amir Carlisle, 5 yards)
Returned a kickoff for a TD:	vs. Syracuse, 2016 (C.J. Sanders, 93 yards)
Returned a blocked FG for a TD:	at Air Force, 2006 (Terrail Lambert, 76 yards)
Blocked a punt:	vs. USC, 2015 (Equineameous St. Brown)
Punted 10 or more times:	USC, 2007 (10)
Did not punt:	vs. Navy, 2013
Blocked a field goal:	vs. LSU (Music City Bowl), 2014 (Isaac Rochell)
Had a field goal blocked:	at Texas, 2016
Blocked a PAT kick:	vs. Florida State, 2018 (Jerry Tillery)
Scored on a blocked PAT attempt:	vs. Florida State, 2018 (Julian Love)
Missed a kicking PAT:	vs. Syracuse, 2018
Had a kicking PAT blocked:	vs. Florida State, 2018
Opponent scored on a blocked PAT attempt:	vs. Northwestern, 2014
Had a punt blocked:	at Northwestern, 2018

**Miscellaneous**

Had 30 or more first downs:	vs. Wake Forest, 2017 (30)
Had 25 or more first downs:	vs. New Mexico, 2019 (25)
Had 20 or more first downs:	vs. New Mexico, 2019 (25)
Was not penalized:	at LSU, 1997
Had 10 or more penalties:	at North Carolina, 2017 (10)
Had 120 or more yards in penalties:	at Rutgers, 2000 (120)
Had 40 minutes or more of possession time:	vs. Washington State, 2009 (40:54)
Had 35 minutes or more of possession time:	at North Carolina, 2017 (36:32)
Was involved in a tie game:	at USC, 1994 (17-17)
Was involved in an overtime game:	at Texas, 2016 (47-50)
Was involved in a double overtime game:	at Texas, 2016 (47-50)
Was involved in a triple overtime game:	vs. Pittsburgh, 2012 (29-26)
Was involved in a quadruple overtime game:	vs. Pittsburgh, 2008 (33-36)

**A NOTRE DAME PLAYER**

**Rushing**

Rushed for 250 or more yards:	Julius Jones at Pittsburgh, 2003 (262)
Rushed for 200 or more yards:	Dexter Williams vs. Florida State, 2018 (202)
Rushed for 175 or more yards:	Dexter Williams vs. Florida State, 2018 (202)
Rushed for 150 or more yards:	Dexter Williams vs. Florida State, 2018 (202)
Rushed for 125 or more yards:	Dexter Williams vs. Florida State, 2018 (202)
Rushed for 100 or more yards:	Tony Jones Jr. at Louisville, 2019 (110)
Quarterback rushed for 200 or more yards:	Brandon Wimbush at Boston College, 2017 (207)
Quarterback rushed for 100 or more yards:	Brandon Wimbush vs. Wake Forest, 2017 (110)
Rushed 40 or more times:	Allen Pinkett at LSU, 1984 (40)
Rushed 35 or more times:	Julius Jones vs. BYU, 2003 (35)
Rushed 30 or more times:	James Aldridge vs. Navy, 2007 (32)
Rushed 25 or more times:	Josh Adams vs. NC State, 2017 (27)
Rushed for four or more TDs:	Brandon Wimbush at Boston College, 2017 (4)
Rushed for three or more TDs:	Dexter Williams vs. Navy, 2018 (3)
Rushed for two or more TDs:	Dexter Williams vs. Florida State, 2018 (2)
Had a run of 90 yards or more:	Dexter Williams at Virginia Tech, 2018 (97)
Had a run of 80 or more yards:	Dexter Williams at Virginia Tech, 2018 (97)
Had a run of 70 or more yards:	Dexter Williams at Virginia Tech, 2018 (97)
Had a run of 60 or more yards:	Dexter Williams at Virginia Tech, 2018 (97)
Had a run of 50 or more yards:	Dexter Williams at USC, 2018 (52)

**Passing**

Passed for 500 or more yards:	Joe Theismann at USC, 1970 (526)
Passed for 400 or more yards:	DeShone Kizer vs. Syracuse, 2016 (471)
Passed for 300 or more yards:	Ian Book vs. New Mexico, 2019 (360)
Attempted 50 or more passes:	Everett Golson at Florida State, 2014 (52)
Attempted 40 or more passes:	Ian Book at Georgia, 2019 (47)
Attempted 30 or more passes:	Ian Book at Georgia, 2019 (47)
Completed 30 or more passes:	Everett Golson at Florida State, 2014 (31)
Completed 20 or more passes:	Ian Book at Georgia, 2019 (29)
Threw six TDs:	Brady Quinn vs. BYU, 2005 (6)
Threw five or more TDs:	Ian Book vs. New Mexico, 2019 (5)
Threw four or more TDs:	Ian Book vs. New Mexico, 2019 (5)
Threw three or more TDs:	Ian Book vs. New Mexico, 2019 (5)
Threw five or more interceptions:	Terry Hanratty vs. USC, 1967 (5)
Threw four or more interceptions:	Everett Golson at Arizona State, 2014 (4)
Threw three or more interceptions:	Brandon Wimbush vs. Ball State, 2018 (3)
Completed a pass of 90 yards or more:	Dayne Crist vs. Michigan, 2010 (95)
Completed a pass of 80 or more yards:	Brandon Wimbush at Stanford, 2017 (83)
Completed a pass of 70 or more yards:	Brandon Wimbush at Stanford, 2017 (83)
Completed a pass of 60 or more yards:	Ian Book vs. New Mexico, 2019 (65)
Completed a pass of 50 or more yards:	Ian Book vs. New Mexico, 2019 (54, 52, 59, 65)

**Receiving**

Caught 15 or more passes:	Never
Caught 10 or more passes:	Miles Boykin vs. Stanford, 2018 (11)
Caught seven or more passes:	Cole Kmet at Georgia, 2019 (9)
Had 200 or more yards receiving:	Golden Tate at Stanford, 2009 (201)
Had 175 or more yards receiving:	Chase Claypool vs. Wake Forest, 2017 (180)
Had 150 or more yards receiving:	Chase Claypool vs. Wake Forest, 2017 (180)
Had 100 or more yards receiving:	Chase Claypool at Northwestern, 2018 (130)
Caught four or more TDs:	Maurice Stovall vs. BYU, 2005 (4)
Caught three or more TDs:	Will Fuller at Pittsburgh, 2015 (3)
Caught two or more TDs:	Javon McKinley vs. New Mexico, 2019 (2)

**Total Offense**

Had 500 or more yards total offense:	Joe Theismann at USC, 1970 (512)
Had 400 or more yards total offense:	Ian Book vs. New Mexico, 2019 (406)
Had 100 yards both passing and rushing:	Brandon Wimbush vs. Wake Forest, 2017 (280 passing, 110 rushing)

**Scoring**

Accounted for six or more touchdowns:	Ian Book vs. New Mexico, 2019 (1 rushing, 5 passing)
Accounted for five or more touchdowns:	Ian Book vs. New Mexico, 2019 (1 rushing, 5 passing)
Accounted for four or more touchdowns:	Ian Book vs. New Mexico, 2019 (1 rushing, 5 passing)
Accounted for three or more touchdowns:	Ian Book vs. New Mexico, 2019 (1 rushing, 5 passing)

**Defense**

Intercepted three or more passes:	Harrison Smith vs. Miami (Fla.), 2010 (3)
Intercepted two or more passes:	Alohi Gilman vs. Syracuse, 2018 (2)
Recovered three or more fumbles:	Never
Forced two fumbles:	Maurice Crum, Jr. at UCLA, 2007 (2)
Recovered two fumbles:	Julian Love vs. Vanderbilt, 2018 (2)
Recorded 20 or more tackles:	Manti Te'o vs. Stanford, 2010 (21)
Recorded 15 or more tackles:	Te'von Coney vs. LSU (Citrus Bowl), 2017 (17)
Recorded 10 or more tackles:	Alohi Gilman at Louisville, 2019 (10)
Recorded 4.0 or more sacks:	Jerry Tillery vs. Stanford, 2018 (4.0)
Recorded 3.0 or more sacks:	Jerry Tillery vs. Stanford, 2018 (4.0)
Recorded 2.0 or more sacks:	Drue Tranquill vs. Syracuse, 2018 (2.0)

**Special Teams**

Scored 17 or more points kicking:	Kyle Brindza vs. Rutgers (Pinstripe Bowl), 2013 (17)
Scored 15 or more points kicking:	Kyle Brindza vs. Rutgers (Pinstripe Bowl), 2013 (17)
Scored 10 or more points kicking:	Jonathan Doerer vs. New Mexico, 2019 (10)
Kicked five or more field goals:	Kyle Brindza vs. Rutgers (Pinstripe Bowl), 2013 (5)
Kicked four or more field goals:	Justin Yoon vs. Georgia, 2017
Kicked two field goals of 50 or more yards:	Never
Kicked a field goal of 50 or more yards:	Justin Yoon vs. Navy, 2015 (52)
Kicked a punt 70 or more yards:	Tyler Newsome vs. Michigan State, 2016 (71)
Kicked a punt 60 or more yards:	Tyler Newsome vs. Vanderbilt, 2018 (63)
Punted 10 or more times:	Geoff Price vs. USC, 2007 (10)
Totaled 175 or more kickoff return yards:	C.J. Sanders at Stanford, 2015 (182)
Totaled 100 or more punt return yards:	C.J. Sanders at Stanford, 2015 (182)

**AN OPPOSING TEAM**

**Rushing**

Had 400 or more yards:	Pittsburgh, 1975 (411)
Had 300 or more yards:	Navy, 2015 (318)
Had 200 or more yards:	New Mexico, 2019 (212)
Had 50 or more rushing attempts:	Wake Forest, 2018 (61)
Had five or more rush TDs:	Texas, 2016 (5)
Had four or more rush TDs:	Texas, 2016 (5)
Had two or more players with 100 rush yards in a game:	BYU, 2013 (Taysom Hill - 101, Paul Lasike - 101)

**Passing**

Had 400 or more yards:	USC, 2015 (440)
Had 300 or more yards:	USC, 2018 (349)
Had 60 or more pass attempts:	Tennessee, 1990 (60)
Had 50 or more pass attempts:	USC, 2018 (51)
Had 40 or more pass attempts:	USC, 2018 (51)
Had 30 or more pass completions:	USC, 2018 (37)
Had five or more passing TDs:	USC, 2014 (6)
Had four or more passing TDs:	Stanford, 2017 (4)
Had three or more passing TDs:	Stanford, 2017 (4)



**Receiving**

Had two players with 100 receiving yards in a game: USC, 2009  
(Anthony McCoy 153, Damien Williams 108)

**Total Offense**

Had 600 or more yards total offense: Ohio State, 2006 Fiesta Bowl (617)  
Had 500 or more yards total offense: Wake Forest, 2017 (587)  
Had 400 or more yards total offense: USC, 2018 (443)  
Had 90 or more plays: Wake Forest, 2018 (92)  
Had 80 or more plays: Virginia Tech, 2018 (85)  
Had 75 or more plays: USC, 2018 (75)

**Scoring**

Scored 60 or more points: Never  
Scored 50 or more points: Texas, 2016 (50)  
Scored 40 or more points: Miami, Fla., 2017 (41)  
Scored 30 or more points: Stanford, 2017 (38)  
Scored a two-point conversion: Navy, 2018

**Turnovers**

Did not commit a turnover: LSU, 2017  
Had three or more fumbles lost: Navy, 2012 (3)  
Intercepted five or more passes: USC, 1967 (7)  
Intercepted four or more passes: Arizona State, 2014 (4)  
Intercepted three or more passes: Ball State, 2018 (3)  
Returned an interception for a TD: at Miami, Fla., 2017  
(Trajan Bandy - 65 yards)  
Returned a fumble for a TD: Pittsburgh, 2015  
(Ejuan Price - 32 yards)

**Defense**

Held ND to 10 or fewer first downs: at NC State, 2016 (10)  
Scored a safety: vs. Stanford, 2016  
Held ND to 50 or fewer rushing yards: at Georgia, 2019 (46)  
Held ND to 200 or fewer passing yards: vs. Florida State, 2018 (130)  
Held ND to 100 or fewer passing yards: at Boston College, 2017 (96)  
Held ND to 300 or fewer yards total offense: at Miami, Fla., 2017 (261)  
Held ND to 200 or fewer yards total offense: at NC State, 2016 (113)

**Special Teams**

Returned a punt for a TD: at USC, 2016 (Adore Jackson - 55 yards)  
Returned a blocked punt for a TD: NC State, 2017  
(Germaine Pratt - 0 yards)  
Returned a kickoff for a TD: Pittsburgh, 2018 (Maurice Ffrench - 99 yards)  
Returned a punt for TD and kickoff for TD in same game: at USC, 2016  
(Adore Jackson - 55 yd PR; 97 yd KO)  
Punted 10 or more times: Boston College, 2010 (11)  
Did not punt: Miami (Fla.), 1985  
Missed a kicking PAT: Massachusetts, 2015

**Miscellaneous**

Had 30 or more first downs: Wake Forest, 2017 (34)  
Had 20 or more first downs: USC, 2018 (24)  
Had 10 or more penalties: NC State, 2017 (12)  
Had 100 or more yards in penalties: Georgia, 2017 (127)  
Had 35 minutes or more of possession time: LSU, 2017 (37:32)  
Had one 100-yard receiver and one 100-yard rusher: Wake Forest, 2017  
(Matt Colburn, 120 rushing; Anthony Bachman, 116 receiving)

**AN OPPOSING PLAYER**

**Rushing**

Rushed for 300 or more yards: Tony Dorsett, Pittsburgh, 1975 (303)  
Rushed for 200 or more yards: Alexander Teich, Navy, 2010 (210)  
Rushed for 150 or more yards: Tyler Gaffney, Stanford, 2013 (189)  
Rushed for 100 or more yards: J Hawkins, Louisville, 2019 (122)  
Rushed 40 or more times: Craig Heyward, Pittsburgh, 1987 (42)  
Rushed 30 or more times: Tyler Gaffney, Stanford, 2013 (33)  
Rushed 25 or more times: Ezekiel Elliott, Ohio State (Fiesta Bowl), 2015 (27)  
Rushed for five or more TDs: Walter Reyes, Syracuse, 2003 (5)  
Rushed for four or more TDs: Ezekiel Elliott, Ohio State (Fiesta Bowl), 2015 (4)  
Rushed for three or more TDs: Tyrone Swoopes, Texas, 2016 (3)  
Rushed for two or more TDs: Cam Akers, Florida State, 2018 (2)  
Had a run of 80 or more yards: Jeff Smith, Boston College, 2015 (80)  
Had a run of 70 or more yards: Gerald Holmes, Michigan State, 2016 (73)  
Had a run of 60 or more yards: Gerald Holmes, Michigan State, 2016 (73)  
Had a run of 50 or more yards: Malcolm Perry, Navy, 2018 (58)

**Passing**

Passed for 500 or more yards: Never  
Passed for 400 or more yards: Matt Leinart, USC, 2004 (400)  
Passed for 300 or more yards: JT Daniels, USC, 2018 (349)  
Attempted 60 or more passes: Andy Kelly, Tennessee, 1990 (60)  
Attempted 50 or more passes: JT Daniels, USC, 2018 (51)  
Attempted 40 or more passes: JT Daniels, USC, 2018 (51)  
Completed 30 or more passes: JT Daniels, USC, 2018 (37)  
Completed 20 or more passes: Jake Fromm, Georgia, 2019 (20)  
Threw six or more TDs: Cody Kessler, USC, 2014 (6)  
Threw five or more TDs: Cody Kessler, USC, 2014 (6)  
Threw four or more TDs: KJ Costello, Stanford, 2017 (4)  
Threw three or more TDs: KJ Costello, Stanford, 2017 (4)  
Completed a pass of 90 or more yards: Kyle Orton, Purdue, 2004 (97)  
Completed a pass of 80 or more yards: Cody Kessler, USC, 2015 (83)  
Completed a pass of 70 or more yards: Eric Dungey, Syracuse, 2016 (72)  
Completed a pass of 60 or more yards: Eric Dungey, Syracuse, 2016 (72)  
Completed a pass of 50 or more yards: Shea Patterson, Michigan, 2018 (52)

**Receiving**

Caught 15 or more passes: Jalen Saunders, Oklahoma, 2012 (15)  
Caught 10 or more passes: Tyler Vaughns, USC, 2018 (12)/Amon St. Brown, USC, 2018 (10)  
Caught seven or more passes: Tyler Vaughns, USC, 2018 (12)/Amon St. Brown, USC, 2018 (10)  
Had 200 or more yards receiving: Selwyn Lymon, Purdue, 2006 (238)  
Had 150 or more yards receiving: Canaan Severin, Virginia, 2015 (153)  
Had 100 or more yards receiving: Tyler Vaughns, USC, 2018 (120)  
Caught three or more TD passes: Jeremy Gallon, Michigan, 2013 (3)  
Caught two or more TD passes: James Gardner, Miami (Ohio), 2017 (2)

**Scoring**

Accounted for six or more touchdowns: Cody Kessler, USC, 2014 (6 passing, 0 rushing)  
Accounted for five or more touchdowns: Eric Dungey, Syracuse, 2016 (2 passing, 3 rushing)  
Accounted for four or more touchdowns: KJ Costello, Stanford, 2017 (4 passing, 0 rushing)  
Accounted for three or more touchdowns: KJ Costello, Stanford, 2017 (4 passing, 0 rushing)

**Defense**

Intercepted three or more passes: Rod Johnson, North Carolina State, 2003 (3)  
Intercepted two or more passes: Justin Simmons, Boston College, 2015 (2)  
Recorded three or more sacks: Bradley Chubb, NC State, 2016 (3.0)  
Recorded two or more sacks: Marlon Tuipolotu, USC, 2018 (2.0)

**Special Teams**

Kicked four or more field goals: Jack Mitchell, Northwestern, 2014 (4)  
Kicked a field goal 50 or more yards: Matt Payne, BYU, 2004 (53)  
Kicked a punt of 65 or more yards: Jake Bailey, Stanford, 2017 (65)  
Totalled 100 or more kick return yards: Jaylen Samuels, NC State, 2017 (116)

**2019 Notre Dame Football**  
**Notre Dame Overall Team Statistics (as of Sep 22, 2019)**  
**All games**

<b>Team Statistics</b>	<b>ND</b>	<b>OPP</b>
SCORING	118	54
Points Per Game	39.3	18.0
Points Off Turnovers	42	6
FIRST DOWNS	57	61
Rushing	21	32
Passing	31	24
Penalty	5	5
RUSHING YARDAGE	433	613
Yards gained rushing	484	724
Yards lost rushing	51	111
Rushing Attempts	94	126
Average Per Rush	4.6	4.9
Average Per Game	144.3	204.3
TDs Rushing	6	5
PASSING YARDAGE	902	472
Comp-Att-Int	60-97-2	42-83-3
Average Per Pass	9.3	5.7
Average Per Catch	15.0	11.2
Average Per Game	300.7	157.3
TDs Passing	9	1
TOTAL OFFENSE	1335	1085
Total Plays	191	209
Average Per Play	7.0	5.2
Average Per Game	445.0	361.7
KICK RETURNS: #-Yards	4-89	7-109
PUNT RETURNS: #-Yards	3-15	3--1
INT RETURNS: #-Yards	3-36	2-11
KICK RETURN AVERAGE	22.2	15.6
PUNT RETURN AVERAGE	5.0	-0.3
INT RETURN AVERAGE	12.0	5.5
FUMBLES-LOST	4-1	10-5
PENALTIES-Yards	23-158	19-132
Average Per Game	52.7	44.0
PUNTS-Yards	14-589	15-627
Average Per Punt	42.1	41.8
Net punt average	42.1	38.1
KICKOFFS-Yards	19-1113	13-739
Average Per Kick	58.6	56.8
Net kick average	43.6	36.5
TIME OF POSSESSION/Game	26:08	33:52
3RD-DOWN Conversions	10/35	14/44
3rd-Down Pct	29%	32%
4TH-DOWN Conversions	6/9	2/5
4th-Down Pct	67%	40%
SACKS BY-Yards	4-28	4-21
MISC YARDS	0	0
TOUCHDOWNS SCORED	16	6
FIELD GOALS-ATTEMPTS	2-2	4-4
ON-SIDE KICKS	0-0	0-0
RED-ZONE SCORES	(11-11) 100%	(5-6) 83%
RED-ZONE TOUCHDOWNS	(9-11) 82%	(4-6) 67%
PAT-ATTEMPTS	(16-16) 100%	(6-6) 100%
ATTENDANCE	77622	151433
Games/Avg Per Game	1/77622	2/75716
Neutral Site Games		0/0

<b>Score by Quarters</b>	<b>1st</b>	<b>2nd</b>	<b>3rd</b>	<b>4th</b>	<b>OT</b>	<b>Total</b>
Notre Dame	21	48	21	28	0	118
Opponents	14	14	6	20	0	54

**2019 Notre Dame Football**  
**Notre Dame Individual Season/Career Statistics (as of Sep 23, 2019)**  
**All games**

SEASON										CAREER									
<b>Rushing</b>																			
gp	att	gain	loss	net	avg	td	lg	avg/g		gp	att	gain	loss	net	avg	td	lg	avg/g	
JONES Jr., Tony	3	30	156	8	148	4.9	1	35	49.3	28	157	802	30	772	4.9	7	35	27.6	
BOOK, Ian	3	26	164	19	145	5.6	2	37	48.3	25	158	795	163	632	4.0	6	43	25.3	
WILLIAMS, Kyren	3	4	28	2	26	6.5	0	14	8.7	3	4	28	2	26	6.5	0	14	8.7	
CLARK, Bendon	1	4	24	0	24	6.0	0	14	24.0	1	4	24	0	24	6.0	0	14	24.0	
SMITH, Jahmir	1	8	24	0	24	3.0	2	12	24.0	1	8	24	0	24	3.0	2	12	24.0	
JURKOVEC, Phil	1	3	26	9	17	5.7	0	23	17.0	3	5	35	9	26	5.2	0	23	8.7	
LENZY, Braden	1	1	14	0	14	14.0	0	14	14.0	1	1	14	0	14	14.0	0	14	14.0	
KEYS III, Lawrence	3	3	15	1	14	4.7	0	8	4.7	3	3	15	1	14	4.7	0	8	4.7	
J. ARMSTRONG	1	2	10	0	10	5.0	0	5	10.0	11	74	412	19	393	5.3	7	42	35.7	
ASSAF, Mick	2	3	9	1	8	2.7	0	8	4.0	3	3	9	1	8	2.7	0	8	2.7	
FLEMISTER, C'Bo	3	10	14	11	3	0.3	1	7	1.0	5	11	14	11	3	0.3	1	7	0.6	
Total	3	94	484	51	433	4.6	6	37	144.3										
Opponents	3	126	724	111	613	4.9	5	47	204.3										
<b>Passing</b>																			
gp	effic	comp-att-int	pct	yds	td	lg	avg/g			gp	effic	comp-att-int	pct	yds	td	lg	avg/g		
BOOK, Ian	3	159.52	58-94-2	61.7	828	8	65	276.0		25	149.67	318-483-13	65.8	3912	31	66	156.5		
JURKOVEC, Phil	1	268.40	1-2-0	50.0	52	0	52	52.0		3	134.20	1-4-0	25.0	52	0	52	17.3		
CLARK, Bendon	1	614.80	1-1-0	100.0	22	1	22	22.0		1	614.80	1-1-0	100.0	22	1	22	22.0		
Total	3	166.46	60-97-2	61.9	902	9	65	300.7											
Opponents	3	95.12	42-83-3	50.6	472	1	41	157.3											
<b>Receiving</b>																			
gp	no.	yds	avg	td	lg	avg/g				gp	no.	yds	avg	td	lg	avg/g			
CLAYPOOL, Chase	3	15	256	17.1	2	37	85.3			40	99	1378	13.9	8	44	34.5			
C. KMET	1	9	108	12.0	1	31	108.0			25	26	284	10.9	1	31	11.4			
FINKE, Chris	3	7	81	11.6	1	54	27.0			39	72	876	12.2	5	56	22.5			
KEYS III, Lawrence	3	7	70	10.0	0	28	23.3			3	7	70	10.0	0	28	23.3			
TREMBLE, Tommy	3	5	98	19.6	1	29	32.7			3	5	98	19.6	1	29	32.7			
JONES Jr., Tony	3	5	30	6.0	0	12	10.0			28	17	199	11.7	1	51	7.1			
McKINLEY, Javon	3	3	96	32.0	2	65	32.0			13	3	96	32.0	2	65	7.4			
DAVIS, Avery	2	3	59	19.7	1	59	29.5			11	8	89	11.1	1	59	8.1			
LENZY, Braden	1	2	74	37.0	1	52	74.0			1	2	74	37.0	1	52	74.0			
J. ARMSTRONG	1	1	16	16.0	0	16	16.0			11	15	175	11.7	0	27	15.9			
SMITH, Jahmir	1	1	6	6.0	0	6	6.0			1	1	6	6.0	0	6	6.0			
WRIGHT, Brock	3	1	5	5.0	0	5	1.7			27	3	17	5.7	1	9	0.6			
WILLIAMS, Kyren	3	1	3	3.0	0	3	1.0			3	1	3	3.0	0	3	1.0			
Total	3	60	902	15.0	9	65	300.7												
Opponents	3	42	472	11.2	1	41	157.3												
<b>Total Offense</b>																			
g	plays	rush	pass	total	avg/g					g	plays	rush	pass	total	avg/g				
BOOK, Ian	3	120	145	828	973	324.3				25	641	632	3912	4544	181.8				
JONES Jr., Tony	3	30	148	0	148	49.3				28	157	772	0	772	27.6				
JURKOVEC, Phil	1	5	17	52	69	69.0				3	9	26	52	78	26.0				
CLARK, Bendon	1	5	24	22	46	46.0				1	5	24	22	46	46.0				
WILLIAMS, Kyren	3	4	26	0	26	8.7				3	4	26	0	26	8.7				
SMITH, Jahmir	1	8	24	0	24	24.0				1	8	24	0	24	24.0				
KEYS III, Lawrence	3	3	14	0	14	4.7				3	3	14	0	14	4.7				
LENZY, Braden	1	1	14	0	14	14.0				1	1	14	0	14	14.0				
J. ARMSTRONG	1	2	10	0	10	10.0				11	74	393	0	393	35.7				
ASSAF, Mick	2	3	8	0	8	4.0				3	3	8	0	8	2.7				
FLEMISTER, C'Bo	3	10	3	0	3	1.0				5	11	3	0	3	0.6				
Total	3	191	433	902	1335	445.0													
Opponents	3	209	613	472	1085	361.7													



**2019 Notre Dame Football**  
**Notre Dame Individual Season/Career Statistics (as of Sep 23, 2019)**  
**All games**

Scoring	SEASON						CAREER									
	td	fg	PAT			dxp	saf	pts	td	fg	PAT			dxp	saf	pts
kick	rush	rcv	pass	kick	rush				rcv	pass						
DOERER, Jonathan	-	2-2	14-14	-	-	-	-	-	-	3-3	19-20	-	-	-	-	28
McKINLEY, Javon	2	-	-	-	-	-	-	-	2	-	-	-	-	-	-	12
CLAYPOOL, Chase	2	-	-	-	-	-	-	-	8	-	-	-	-	-	-	48
SMITH, Jahmir	2	-	-	-	-	-	-	-	2	-	-	-	-	-	-	12
BOOK, Ian	2	-	-	-	-	-	-	-	6	-	-	-	-	1-3	-	36
FLEMISTER, C'Bo	1	-	-	-	-	-	-	-	1	-	-	-	-	-	-	6
C. KMET	1	-	-	-	-	-	-	-	1	-	-	-	-	-	-	6
FINKE, Chris	1	-	-	-	-	-	-	-	5	-	-	-	-	-	-	30
TREMBLE, Tommy	1	-	-	-	-	-	-	-	1	-	-	-	-	-	-	6
JONES Jr., Tony	1	-	-	-	-	-	-	-	8	-	-	-	-	-	-	48
DAVIS, Avery	1	-	-	-	-	-	-	-	1	-	-	-	-	-	-	6
HAMILTON, Kyle	1	-	-	-	-	-	-	-	1	-	-	-	-	-	-	6
LENZY, Braden	1	-	-	-	-	-	-	-	1	-	-	-	-	-	-	6
LEONARD, Harrison	-	-	2-2	-	-	-	-	-	-	-	2-2	-	-	-	-	2
<b>Total</b>	<b>16</b>	<b>2-2</b>	<b>16-16</b>	<b>-</b>	<b>-</b>	<b>-</b>	<b>-</b>	<b>-</b>	<b>118</b>							
<b>Opponents</b>	<b>6</b>	<b>4-4</b>	<b>6-6</b>	<b>-</b>	<b>-</b>	<b>-</b>	<b>-</b>	<b>-</b>	<b>54</b>							

Punt Returns	no.	yds	avg	td	lg	no.	yds	avg	td	lg
FINKE, Chris	2	15	7.5	0	17	55	437	7.9	0	52
WILKINS, Joe	1	0	0.0	0	0	1	0	0.0	0	0
<b>Total</b>	<b>3</b>	<b>15</b>	<b>5.0</b>	<b>0</b>	<b>17</b>					
<b>Opponents</b>	<b>3</b>	<b>-1</b>	<b>-0.3</b>	<b>0</b>	<b>2</b>					

Kick Returns	no.	yds	avg	td	lg	no.	yds	avg	td	lg
WILLIAMS, Kyren	2	35	17.5	0	19	2	35	17.5	0	19
KEYS III, Lawrence	1	45	45.0	0	45	1	45	45.0	0	45
SIMON, Shayne	1	9	9.0	0	9	1	9	9.0	0	9
<b>Total</b>	<b>4</b>	<b>89</b>	<b>22.2</b>	<b>0</b>	<b>45</b>					
<b>Opponents</b>	<b>7</b>	<b>109</b>	<b>15.6</b>	<b>0</b>	<b>26</b>					

Interceptions	no.	yds	avg	td	lg	no.	yds	avg	td	lg
HAMILTON, Kyle	1	34	34.0	1	34	1	34	34.0	1	34
ELLIOTT, Jalen	1	2	2.0	0	2	5	68	13.6	0	24
CRAWFORD, Shaun	1	0	0.0	0	0	4	22	5.5	0	22
<b>Total</b>	<b>3</b>	<b>36</b>	<b>12.0</b>	<b>1</b>	<b>34</b>					
<b>Opponents</b>	<b>2</b>	<b>11</b>	<b>5.5</b>	<b>0</b>	<b>11</b>					

Fumble Returns	no.	yds	avg	td	lg	no.	yds	avg	td	lg
BRACY, Tariq	1	9	9.0	0	9	1	9	9.0	0	9
HAYES, Daelin	1	2	2.0	0	2	1	2	2.0	0	2
<b>Total</b>	<b>2</b>	<b>11</b>	<b>5.5</b>	<b>0</b>	<b>9</b>					
<b>Opponents</b>	<b>0</b>	<b>0</b>	<b>0.0</b>	<b>0</b>	<b>0</b>					



**2019 Notre Dame Football**  
**Notre Dame Individual Season/Career Statistics (as of Sep 23, 2019)**  
**All games**

All Purpose	SEASON							CAREER								
	g	rush	rcv	pr	kr	ir	total	avg/g	g	rush	rcv	pr	kr	ir	total	avg/g
CLAYPOOL, Cha	3	0	256	0	0	0	256	85.3	40	6	1378	0	0	0	1384	34.6
JONES Jr., Tony	3	148	30	0	0	0	178	59.3	28	772	199	0	18	0	989	35.3
BOOK, Ian	3	145	0	0	0	0	145	48.3	25	632	0	0	0	0	632	25.3
KEYS III, Lawren	3	14	70	0	45	0	129	43.0	3	14	70	0	45	0	129	43.0
C. KMET	1	0	108	0	0	0	108	108.0	25	0	284	0	11	0	295	11.8
TREMBLE, Tom	3	0	98	0	0	0	98	32.7	3	0	98	0	0	0	98	32.7
McKINLEY, Javo	3	0	96	0	0	0	96	32.0	13	0	96	0	0	0	96	7.4
FINKE, Chris	3	0	81	15	0	0	96	32.0	39	19	876	437	85	0	1417	36.3
LENZY, Braden	1	14	74	0	0	0	88	88.0	1	14	74	0	0	0	88	88.0
WILLIAMS, Kyre	3	26	3	0	35	0	64	21.3	3	26	3	0	35	0	64	21.3
DAVIS, Avery	2	0	59	0	0	0	59	29.5	11	70	89	0	0	0	159	14.5
HAMILTON, Kyle	3	0	0	0	0	34	34	11.3	3	0	0	0	0	34	34	11.3
SMITH, Jahmir	1	24	6	0	0	0	30	30.0	1	24	6	0	0	0	30	30.0
J. ARMSTRONG	1	10	16	0	0	0	26	26.0	11	393	175	0	20	0	588	53.5
CLARK, Bendon	1	24	0	0	0	0	24	24.0	1	24	0	0	0	0	24	24.0
JURKOVEC, Phil	1	17	0	0	0	0	17	17.0	3	26	0	0	0	0	26	8.7
SIMON, Shayne	3	0	0	0	9	0	9	3.0	12	0	0	0	9	0	9	0.8
ASSAF, Mick	2	8	0	0	0	0	8	4.0	3	8	0	0	0	0	8	2.7
WRIGHT, Brock	3	0	5	0	0	0	5	1.7	27	0	17	0	0	0	17	0.6
FLEMISTER, C'B	3	3	0	0	0	0	3	1.0	5	3	0	0	65	0	68	13.6
ELLIOTT, Jalen	3	0	0	0	0	2	2	0.7	41	0	0	0	0	68	68	1.7
Total	3	433	902	15	89	36	1475	491.7								
Opponents	3	613	472	-1	109	11	1204	401.3								

Field Goals	att	good	long	blkd	att	good	long	blkd
DOERER, Jonathan	2	2	36	0	3	3	36	0
Total	2	2	36	0				
Opponents	4	4	43	0				

Punting	no.	yds	avg	lg	blk	no.	yds	avg	lg	blk
BRAMBLETT, Jay	14	589	42.1	58	0	14	589	42.1	58	0
Total	14	589	42.1	58	0					
Opponents	15	627	41.8	63	0					

Kickoffs	no.	yds	avg	tb	ob	no.	yds	avg	tb	ob
DOERER, Jonathan	17	1033	60.8	7	1	105	6338	60.4	41	5
LEONARD, Harrison	2	80	40.0	0	0	2	80	40.0	0	0
Total	19	1113	58.6	7	1					
Opponents	13	739	56.8	7	0					



**2019 Notre Dame Football**  
**Notre Dame Individual Season/Career Statistics (as of Sep 23, 2019)**  
**All games**

##	Defensive Leaders	SEASON								CAREER													
		gp	ua	a	total	tfl	sack	int	pbu	fr	ff	blk	gp	ua	a	total	tfl	sack	int	pbu	fr	ff	blk
11	GILMAN, Alohi	3	10	11	21	0.5	.	.	1	1	1	.	16	69	47	116	3.5	.	2	6	1	4	.
6A	OWUSU-KORAMOAH,	3	15	4	19	4.5	.	.	.	.	.	.	5	15	4	19	4.5	.	.	.	.	.	.
2B	BILAL, Asmar	3	10	5	15	2.0	.	.	.	.	.	.	41	53	59	112	9.5	1.0	.	1	1	.	.
21	ELLIOTT, Jalen	3	9	5	14	0.0	.	1	2	.	.	.	41	76	62	138	1.0	0.5	5	11	.	1	.
40	WHITE, Drew	3	8	6	14	5.0	1.0	.	1	.	.	.	7	10	12	22	5.0	1.0	.	1	.	.	.
2A	CRAWFORD, Shaun	3	9	1	10	0.0	.	1	1	.	.	.	17	34	14	48	1.5	1.5	4	6	2	1	.
91	OGUNDEJI, Adetokunb	3	5	4	9	1.0	.	.	.	.	1	.	21	16	15	31	4.0	1.5	.	1	.	2	.
95	Tagovailoa-Amosa, M.	3	4	5	9	1.5	.	.	.	.	.	.	3	4	5	9	1.5	.	.	.	.	.	.
28	BRACY, Tariq	3	5	3	8	0.0	.	.	3	1	.	.	15	19	7	26	0.0	.	.	3	1	1	.
5B	KAREEM, Khalid	3	4	4	8	1.5	.	.	.	.	.	.	33	37	34	71	17.5	7.5	.	7	1	1	.
5F	ADEMILOLA, Jayson	3	3	5	8	2.0	.	.	1	.	.	.	15	14	13	27	3.5	0.5	.	1	.	.	.
1C	HAMILTON, Kyle	3	6	1	7	0.0	.	1	2	.	.	.	3	6	1	7	0.0	.	1	2	.	.	.
9A	HAYES, Daelin	3	5	1	6	3.0	1.0	.	.	1	.	.	40	42	36	78	14.5	6.0	.	3	4	1	.
5A	BAUER, Bo	3	5	1	6	1.0	.	.	.	.	.	.	16	12	4	16	1.0	.	.	.	.	.	.
1B	MOALA, Paul	3	2	3	5	0.0	.	.	.	.	.	.	11	3	3	6	0.0	.	.	.	.	.	.
5	PRIDE Jr., Troy	3	4	1	5	0.0	.	.	1	.	.	.	35	65	21	86	2.5	.	3	13	2	1	.
3B	LAMB, Jack	3	3	2	5	1.0	.	.	.	1	.	.	3	3	2	5	1.0	.	.	.	1	.	.
2	GENMARK-HEATH, J.	3	3	1	4	0.0	.	.	.	.	.	.	29	19	17	36	0.0	.	.	.	.	.	.
42	OKWARA, Julian	3	2	1	3	0.0	.	.	.	.	.	.	39	40	22	62	17.0	10.5	2	1	.	2	.
5C	LACEY, Jacob	3	1	2	3	0.0	.	.	.	.	.	.	3	1	2	3	0.0	.	.	.	.	.	.
1A	BROWN, DJ	3	1	2	3	0.0	.	.	.	.	.	.	4	1	2	3	0.0	.	.	.	.	.	.
41	HINISH, Kurt	3	1	1	2	1.0	1.0	.	.	.	.	.	28	8	15	23	3.5	2.5	.	.	.	.	.
94	FOSKEY, Isaiah	1	.	2	2	0.0	.	.	.	.	.	.	1	.	2	2	0.0	.	.	.	.	.	.
3C	PELINI, Patrick	2	2	.	2	0.0	.	.	.	.	.	.	2	2	.	2	0.0	.	.	.	.	.	.
2F	AGORO, Temitope	2	2	.	2	0.0	.	.	.	.	.	.	14	2	.	2	0.0	.	.	.	.	.	.
6	JONES Jr., Tony	3	1	.	1	0.0	.	.	.	1	.	.	28	7	3	10	0.0	.	.	.	.	1	.
1G	N. OSAFO-MENSAH	1	.	1	1	0.0	.	.	.	.	.	.	1	.	1	1	0.0	.	.	.	.	.	.
90	H. SPEARS	1	.	1	1	0.0	.	.	.	.	.	.	1	.	1	1	0.0	.	.	.	.	.	.
2H	OGHOUFO, Ovie	1	.	1	1	0.0	.	.	.	.	.	.	1	.	1	1	0.0	.	.	.	.	.	.
1E	WALLACE, KJ	1	.	1	1	0.0	.	.	.	.	.	.	1	.	1	1	0.0	.	.	.	.	.	.
5E	CROSS III, Howard	1	.	1	1	0.0	.	.	.	.	.	.	1	.	1	1	0.0	.	.	.	.	.	.
8A	VAUGHN, Donte	2	1	.	1	0.0	.	.	.	.	.	.	32	24	18	42	0.0	.	1	6	.	.	.
83	CLAYPOOL, Chase	3	.	.	.	0.0	.	.	.	1	.	.	40	15	5	20	0.0	.	.	.	1	.	.
33	SIMON, Shayne	3	.	.	.	0.0	.	.	.	.	.	.	12	2	2	4	0.5	.	.	1	.	.	.
Total		3	121	76	197	24	4	3	12	5	3	.											
Opponents		3	103	68	171	15	4	2	9	1	2	.											

**2019 Notre Dame Football  
Notre Dame Team Game-by-Game (as of Sep 22, 2019)  
All games**

**TEAM STATISTICS**

Date	Opponent	Rushing				Receiving				Passing				Kick Returns				Punt Returns				tot off
		no.	yds	td	lg	no.	yds	td	lg	cmp-att-int	yds	td	lg	no.	yds	td	lg	no.	yds	td	lg	
Sep 02	at Louisville	42	230	4	37	14	193	1	34	14-23-0	193	1	34	1	16	0	16	1	-2	0	0	423
Sep 14	NEW MEXICO	38	157	2	24	17	434	6	65	17-27-0	434	6	65	2	64	0	45	2	17	0	17	591
Sep 21	at Georgia	14	46	0	9	29	275	2	31	29-47-2	275	2	31	1	9	0	9	0	0	0	0	321
Opponents		94	433	6	37	60	902	9	65	60-97-2	902	9	65	4	89	0	45	3	15	0	17	1335
		126	613	5	47	42	472	1	41	42-83-3	472	1	41	7	109	0	26	3	-1	0	2	1085

Games: 3 • Avg/rush: 4.6 • Avg/catch: 15.0 • Pass effic: 166.46 • KR avg: 22.2 • PR avg: 5.0 • All purpose avg/game: 491.7 • Total offense avg/gm: 445.0

Date	Opponent	Tackles				Sacks		Fumble		Pass Defense			blkd		PAT Attempts			off		
		ua	a	total	tfl-yds	no-yds	ff	fr-yds	int-yds	qbh	brup	kick	kick	rush	rcv	saf	t/o	pts		
Sep 02	at Louisville	48	16	64	10.0-35	4.0-13	2	3-2	0-0	3	5	0	0	5-5	0	0	0	7	35	
Sep 14	NEW MEXICO	42	26	68	8.0-20	0.0-0	0	1-9	3-36	6	5	0	0	9-9	0	0	0	28	66	
Sep 21	at Georgia	31	34	65	6.0-18	0.0-0	1	1-0	0-0	0	2	0	0	2-2	0	0	0	7	17	
Opponents		121	76	197	24.0-73	3.0-13	3	5-11	3-36	9	12	0	0	16-16	0	0	0	42	118	
		103	68	171	15.0-53	3.0-19	2	1-0	2-11	7	9	0	0	6-6	0	0	0	6	54	

Date	Opponent	Punting							Field Goals			Kickoffs						
		no.	yds	avg	long	blkd	tb	fc	50+	i20	md-att	long	blkd	no.	yds	avg	tb	ob
Sep 02	at Louisville	6	236	39.3	46	0	0	5	0	2	0-0	0	0	6	371	61.8	2	0
Sep 14	NEW MEXICO	4	163	40.8	48	0	0	1	0	2	1-1	36	0	10	567	56.7	4	1
Sep 21	at Georgia	4	190	47.5	58	0	0	2	1	3	1-1	27	0	3	175	58.3	1	0
Opponents		14	589	42.1	58	0	0	8	1	7	2-2	36	0	19	1113	58.6	7	1
		15	627	41.8	63	0	2	5	3	5	4-4	43	0	13	739	56.8	7	0

**2019 Notre Dame Football  
Notre Dame Team Game-by-Game Comparison (as of Sep 22, 2019)  
All games**

Opponent	Score	First Downs				Rushing		Passing			Total Offense		Return		Turn-Overs
		Total	Rush	Pass	Pen	Number-Yards	Comp-Att-Int	Yards	Plays-Yards	Yards	Yards				
Louisville	35 - 17	18 / 21	9 / 14	9 / 6	0 / 1	42-230 / 47-249	14-23-0 / 12-28-0	193 / 134	65-423 / 75-383	16 / 59	1 / 3				
NEW MEXICO	66 - 14	25 / 22	9 / 11	12 / 7	4 / 4	38-157 / 46-212	17-27-0 / 10-29-3	434 / 151	65-591 / 75-363	126 / 32	0 / 4				
Georgia	17 - 23	14 / 18	3 / 7	10 / 11	1 / 0	14-46 / 33-152	29-47-2 / 20-26-0	275 / 187	61-321 / 59-339	9 / 28	2 / 1				
Totals	118 - 54	57 / 61	21 / 32	31 / 24	5 / 5	94-433 / 126-613	60-97-2 / 42-83-3	902 / 472	191-1335 / 209-1085	151 / 119	3 / 8				

Opponent	3rd Down		4th Down		Time of Possession		TOP Margin	Avg		Avg		Avg		Punting		Penalties		Sacks
	Conversions	Conversions	Conversions	Conversions	Yds/Rush	Yds/Pass		Yds/Play	Number-Avg	Number-Yards								
Louisville	5-12 / 6-15	0-1 / 1-2	28:00 / 32:00	-4:00	5.5 / 5.3	8.4 / 4.8	6.5 / 5.1	6-39.3 / 5-41.4	4-20 / 8-50	4 / 3								
NEW MEXICO	1-10 / 4-18	5-5 / 1-3	24:54 / 35:06	-10:12	4.1 / 4.6	16.1 / 5.2	9.1 / 4.8	4-40.8 / 6-46.5	7-53 / 5-39	0 / 1								
Georgia	4-13 / 4-11	1-3 / 0-0	25:29 / 34:31	-9:02	3.3 / 4.6	5.9 / 7.2	5.3 / 5.7	4-47.5 / 4-35.2	12-85 / 6-43	0 / 0								
Totals	10-35 / 14-44	6-9 / 2-5	78:23 / 101:37	-23:14	4.6 / 4.9	9.3 / 5.7	7.0 / 5.2	14-42.1 / 15-41.8	23-158 / 19-132	4 / 4								

Note: Game totals are displayed in the format TEAM/OPPONENT for each category

**NOTRE DAME INDIVIDUAL GAME HIGHS**

Rushes	15	JONES Jr., Tony at Louisville (Sep 02, 2019)
Yards Rushing	110	JONES Jr., Tony at Louisville (Sep 02, 2019)
TD Rushes	2	SMITH, Jahmir at Louisville (Sep 02, 2019)
Long Rush	37	BOOK, Ian at Louisville (Sep 02, 2019)
Pass attempts	47	BOOK, Ian at Georgia (Sep 21, 2019)
Pass completions	29	BOOK, Ian at Georgia (Sep 21, 2019)
Yards Passing	360	BOOK, Ian vs New Mexico (Sep 14, 2019)
TD Passes	5	BOOK, Ian vs New Mexico (Sep 14, 2019)
Long Pass	65	BOOK, Ian vs New Mexico (Sep 14, 2019)
Receptions	9	C. KMET at Georgia (Sep 21, 2019)
Yards Receiving	108	C. KMET at Georgia (Sep 21, 2019)
TD Receptions	2	McKINLEY, Javon vs New Mexico (Sep 14, 2019)
Long Reception	65	McKINLEY, Javon vs New Mexico (Sep 14, 2019)
Field Goals	1	DOERER, Jonathan vs New Mexico (Sep 14, 2019)
	1	DOERER, Jonathan at Georgia (Sep 21, 2019)
Long Field Goal	36	DOERER, Jonathan vs New Mexico (Sep 14, 2019)
Punts	6	BRAMBLETT, Jay at Louisville (Sep 02, 2019)
Punting Avg	47.5	BRAMBLETT, Jay at Georgia (Sep 21, 2019)
Long Punt	58	BRAMBLETT, Jay at Georgia (Sep 21, 2019)
Punts inside 20	3	BRAMBLETT, Jay at Georgia (Sep 21, 2019)
Long Punt Return	17	FINKE, Chris vs New Mexico (Sep 14, 2019)
Long Kickoff Return	45	KEYS III, Lawrence vs New Mexico (Sep 14, 2019)
Tackles	10	GILMAN, Alohi at Louisville (Sep 02, 2019)
Sacks	1.0	HAYES, Daelin at Louisville (Sep 02, 2019)
	1.0	WHITE, Drew at Louisville (Sep 02, 2019)
	1.0	HINISH, Kurt at Louisville (Sep 02, 2019)
Tackles For Loss	2.5	OWUSU-KORAMOAH, Jer. at Georgia (Sep 21, 2019)
Interceptions	1	CRAWFORD, Shaun vs New Mexico (Sep 14, 2019)
	1	ELLIOTT, Jalen vs New Mexico (Sep 14, 2019)
	1	HAMILTON, Kyle vs New Mexico (Sep 14, 2019)

**OPPONENT INDIVIDUAL GAME HIGHS**

Rushes	19	Hawkins, J., at Louisville (Sep 02, 2019)
Yards Rushing	122	Hawkins, J., at Louisville (Sep 02, 2019)
TD Rushes	2	Pass, J., at Louisville (Sep 02, 2019)
Long Rush	47	B. CARROLL, vs New Mexico (Sep 14, 2019)
Pass attempts	27	Pass, J., at Louisville (Sep 02, 2019)
Pass completions	20	Jake Fromm, at Georgia (Sep 21, 2019)
Yards Passing	187	Jake Fromm, at Georgia (Sep 21, 2019)
TD Passes	1	Jake Fromm, at Georgia (Sep 21, 2019)
Long Pass	41	T. TUIOTI, vs New Mexico (Sep 14, 2019)
Receptions	5	Atwell, T., at Louisville (Sep 02, 2019)
	5	Lawrence Cager, at Georgia (Sep 21, 2019)
Yards Receiving	82	Lawrence Cager, at Georgia (Sep 21, 2019)
TD Receptions	1	Lawrence Cager, at Georgia (Sep 21, 2019)
Long Reception	41	A. MOLINA, vs New Mexico (Sep 14, 2019)
Field Goals	3	R. Blankenship, at Georgia (Sep 21, 2019)
Long Field Goal	43	R. Blankenship, at Georgia (Sep 21, 2019)
Punts	6	T. DYER, vs New Mexico (Sep 14, 2019)
Punting Avg	46.5	T. DYER, vs New Mexico (Sep 14, 2019)
Long Punt	63	T. DYER, vs New Mexico (Sep 14, 2019)
Punts inside 20	3	T. DYER, vs New Mexico (Sep 14, 2019)
Long Punt Return	2	D. ROGERS, vs New Mexico (Sep 14, 2019)
Long Kickoff Return	26	Hall, H., at Louisville (Sep 02, 2019)
Tackles	9	Tae Crowder, at Georgia (Sep 21, 2019)
Sacks	1.0	Burns, R., at Louisville (Sep 02, 2019)
	1.0	Okeke, N., at Louisville (Sep 02, 2019)
	1.0	A. HART, vs New Mexico (Sep 14, 2019)
Tackles For Loss	2.0	A. HART, vs New Mexico (Sep 14, 2019)
	2.0	A. VAINIKOLO, vs New Mexico (Sep 14, 2019)
Interceptions	1	Divaad Wilson, at Georgia (Sep 21, 2019)
	1	J.R. Reed, at Georgia (Sep 21, 2019)

**NOTRE DAME TEAM GAME HIGHS**

Rushes	42	at Louisville (Sep 02, 2019)
Yards Rushing	230	at Louisville (Sep 02, 2019)
Yards Per Rush	5.5	at Louisville (Sep 02, 2019)
TD Rushes	4	at Louisville (Sep 02, 2019)
Pass attempts	47	at Georgia (Sep 21, 2019)
Pass completions	29	at Georgia (Sep 21, 2019)
Yards Passing	434	vs New Mexico (Sep 14, 2019)
Yards Per Pass	16.1	vs New Mexico (Sep 14, 2019)
TD Passes	6	vs New Mexico (Sep 14, 2019)
Total Plays	65	at Louisville (Sep 02, 2019)
	65	vs New Mexico (Sep 14, 2019)
Total Offense	591	vs New Mexico (Sep 14, 2019)
Yards Per Play	9.1	vs New Mexico (Sep 14, 2019)
Points	66	vs New Mexico (Sep 14, 2019)
Sacks By	4	at Louisville (Sep 02, 2019)
First Downs	25	vs New Mexico (Sep 14, 2019)
Penalties	12	at Georgia (Sep 21, 2019)
Penalty Yards	85	at Georgia (Sep 21, 2019)
Turnovers	2	at Georgia (Sep 21, 2019)
Interceptions By	3	vs New Mexico (Sep 14, 2019)
Punts	6	at Louisville (Sep 02, 2019)
Punting Avg	47.5	at Georgia (Sep 21, 2019)
Long Punt	58	at Georgia (Sep 21, 2019)
Punts inside 20	3	at Georgia (Sep 21, 2019)
Long Punt Return	17	vs New Mexico (Sep 14, 2019)

**OPPONENT TEAM GAME HIGHS**

Rushes	47	at Louisville (Sep 02, 2019)
Yards Rushing	249	at Louisville (Sep 02, 2019)
Yards Per Rush	5.3	at Louisville (Sep 02, 2019)
TD Rushes	2	at Louisville (Sep 02, 2019)
	2	vs New Mexico (Sep 14, 2019)
Pass attempts	29	vs New Mexico (Sep 14, 2019)
Pass completions	20	at Georgia (Sep 21, 2019)
Yards Passing	187	at Georgia (Sep 21, 2019)
Yards Per Pass	7.2	at Georgia (Sep 21, 2019)
TD Passes	1	at Georgia (Sep 21, 2019)
Total Plays	75	at Louisville (Sep 02, 2019)
	75	vs New Mexico (Sep 14, 2019)
Total Offense	383	at Louisville (Sep 02, 2019)
Yards Per Play	5.7	at Georgia (Sep 21, 2019)
Points	23	at Georgia (Sep 21, 2019)
Sacks By	3	at Louisville (Sep 02, 2019)
First Downs	22	vs New Mexico (Sep 14, 2019)
Penalties	8	at Louisville (Sep 02, 2019)
Penalty Yards	50	at Louisville (Sep 02, 2019)
Turnovers	4	vs New Mexico (Sep 14, 2019)
Interceptions By	2	at Georgia (Sep 21, 2019)
Punts	6	vs New Mexico (Sep 14, 2019)
Punting Avg	46.5	vs New Mexico (Sep 14, 2019)
Long Punt	63	vs New Mexico (Sep 14, 2019)
Punts inside 20	3	vs New Mexico (Sep 14, 2019)
Long Punt Return	2	vs New Mexico (Sep 14, 2019)



##	PLAYER	GP-GS	LOU	NM	UGA
5F	JAY. ADEMIOLA	3/-	XXX	XXX	XXX
1H	JUST. ADEMIOLA	1/-	...	XXX	...
2F	T. AGORO	2/-	...	XXX	XXX
26	L. ALBANO	1/-	...	XXX	...
8	J. ARMSTRONG	1/1	START	...	...
32	M. ASSAF	2/-	...	XXX	XXX
69	A. BANKS	3/3	START	START	START
5A	B. BAUER	3/-	XXX	XXX	XXX
2G	J. BERTRAND	1/-	...	XXX	...
2B	A. BILAL	3/2	XXX	START	START
12	I. BOOK	3/3	START	START	START
28	T. BRACY	3/-	XXX	XXX	XXX
19	J. BRAMBLETT	3/-	XXX	XXX	XXX
1A	D. BROWN	3/-	XXX	XXX	XXX
7	B. CLARK	1/-	...	XXX	...
83	C. CLAYPOOL	3/3	START	START	START
52	Z. CORRELL	1/-	...	XXX	...
2A	S. CRAWFORD	3/3	START	START	START
4A	A. DAVIS	2/-	...	XXX	XXX
56	J. DIRKSEN	1/-	...	XXX	...
39	J. DOERER	3/-	XXX	XXX	XXX
74	L. EICHENBERG	3/3	START	START	START
21	J. ELLIOTT	3/3	START	START	START
10	C. FINKE	3/3	START	START	START
20	C. FLEMISTER	3/-	XXX	XXX	XXX
94	I. FOSKEY	1/-	...	XXX	...
5D	J. FRANKLIN	2/-	...	XXX	XXX
76	D. GIBBONS	3/-	XXX	XXX	XXX
11	A. GILMAN	3/3	START	START	START
3	H. GRIFFITH	3/-	XXX	XXX	XXX
61	C. GRUNHARD	1/-	...	XXX	...
72	R. HAINSEY	3/3	START	START	START
1C	K. HAMILTON	3/-	XXX	XXX	XXX
9	C. HART	1/-	...	XXX	...
9A	D. HAYES	3/-	XXX	XXX	XXX
2	J.GENMARK HEATH	3/1	START	XXX	XXX
17	N. HENRY	1/-	...	XXX	...
41	K. HINISH	3/3	START	START	START
5E	H. CROSS III	1/-	...	XXX	...
13	L. KEYS III	3/2	XXX	START	START
44	JA. JONES	1/-	...	...	XXX
45	JO. JONES	3/-	XXX	XXX	XXX
80	M. JONES	1/-	...	XXX	...
6	T. JONES	3/3	START	START	START
15	P. JURKOVEC	1/-	...	XXX	...
5B	K. KAREEM	3/3	START	START	START
2D	J. KISER	3/-	XXX	XXX	XXX

##	PLAYER	GP-GS	LOU	NM	UGA
84	C. KMET	1/1	...	...	START
78	T. KRAEMER	3/3	START	START	START
73	A. KRISTOFIC	1/-	...	XXX	...
5C	J. LACEY	3/-	XXX	XXX	XXX
81	J. LAGER	1/-	...	XXX	...
3B	J. LAMB	3/-	XXX	XXX	XXX
25	B. LENZY	1/-	...	XXX	...
98	H. LEONARD	1/-	...	XXX	...
35	M. LIUFAU	1/-	...	...	XXX
75	J. LUGG	3/-	XXX	XXX	XXX
60	C. MABRY	1/-	...	XXX	...
88	J. MCKINLEY	3/-	XXX	XXX	XXX
1B	P. MOALA	3/-	XXX	XXX	XXX
2H	O. OGHOUFO	1/-	...	XXX	...
91	A. OGUNDEJI	3/-	XXX	XXX	XXX
42	J. OKWARA	3/3	START	START	START
1G	N. OSAFO-MENSAH	1/-	...	XXX	...
6A	OWUSU-KORAMOAH	3/3	START	START	START
55	J. PATTERSON	3/3	START	START	START
3C	P. PELINI	2/-	XXX	XXX	...
62	L. PLANTZ	1/-	...	XXX	...
5	T. PRIDE	3/3	START	START	START
57	T. RUHLAND	1/-	...	XXX	...
29	M. SALERNO	1/-	...	XXX	...
54	J. SHANNON	3/-	XXX	XXX	XXX
27	A. SHINAVER	1/-	...	XXX	...
33	S. SIMON	3/-	XXX	XXX	XXX
34	JA. SMITH	1/-	XXX	...	...
90	H. SPEARS	1/-	...	XXX	...
95	M. TAGOVAILOA	3/3	START	START	START
85	G. TAKACS	1/-	...	XXX	...
24	T. TREMBLE	3/-	XXX	XXX	XXX
8A	D. VAUGHN	2/-	...	XXX	XXX
65	M. VINSON	1/-	...	XXX	...
1E	K. WALLACE	1/-	...	XXX	...
47	K. WARDLOW	1/-	...	XXX	...
40	D. WHITE	3/3	START	START	START
18	J. WILKINS	2/-	XXX	XXX	...
23	K. WILLIAMS	3/-	XXX	XXX	XXX
89	B. WRIGHT	3/2	START	START	XXX