



# VIRGINIA

## 2017-18 VIRGINIA CAVALIER WOMEN'S BASKETBALL GAME NOTES

### 2017-18 Schedule/Results

Nov. 10	at No. 7 Mississippi St.	L 68-53
<b>Nov. 12</b>	<b>CENTRAL CONN</b> <sup>ACCNE</sup>	<b>W, 103-59</b>
<b>Nov. 16</b>	<b>GEORGIA</b> <sup>ACCNE</sup>	<b>L, 64-61</b>
Nov. 19	at Dayton	L, 61-46
<b>Nov. 21</b>	<b>HAMPTON</b> <sup>ACCNE</sup>	<b>W, 66-62</b>
<b>Nov. 25</b>	<b>HARVARD</b> <sup>ACCNE</sup>	<b>W, 50-48</b>
<b>Nov. 26</b>	<b>DUQUESNE</b> <sup>ACCNE</sup>	<b>L, 74-63</b>
<b>Nov. 29</b>	<b>No. 15 MARYLAND</b> <sup>#ACCNE</sup>	<b>L, 60-59</b>
<b>Dec. 2</b>	<b>UNCG</b> <sup>ACCNE</sup>	<b>W, 68-50</b>
Dec. 4	at Rutgers <sup>BTN</sup>	L, 52-43
Dec. 17	vs Ohio <sup>^</sup>	W, 77-59
Dec. 18	vs Indiana <sup>^</sup>	WOT, 82-72
<b>Dec. 21</b>	<b>MANHATTAN</b> <sup>ACCNE</sup>	<b>W, 69-47</b>
<b>Dec. 28</b>	<b>PITTSBURGH</b> <sup>*ACCNE</sup>	<b>W, 62-50</b>
<b>Dec. 31</b>	<b>SYRACUSE</b> <sup>*ACCNE</sup>	<b>W, 68-63</b>
Jan. 4	at NC State <sup>*ACCNE</sup>	W, 73-63
<b>Jan. 7</b>	<b>CLEMSON</b> <sup>*ACCNE</sup>	<b>W, 70-41</b>
Jan. 11	at Boston College <sup>*ACCNE</sup>	W, 68-57
Jan. 14	at No. 16 Duke <sup>*ESPN2</sup>	L, 55-48
<b>Jan. 21</b>	<b>VIRGINIA TECH</b> <sup>*RSN</sup>	<b>W, 61-52</b>
<b>Jan. 25</b>	<b>NORTH CAROLINA</b> <sup>*ACCNE</sup>	<b>W, 82-70</b>
Jan. 28	at Georgia Tech <sup>*ACCNE</sup>	W, 62-56
<b>Feb. 1</b>	<b>No. 4 LOUISVILLE</b> <sup>*RSN</sup>	<b>L, 77-41</b>
Feb. 8	at No. 12 Florida State <sup>*ACCNE</sup>	L, 77-62
Feb. 11	at Virginia Tech <sup>*ACCNE</sup>	W, 64-62
<b>Feb. 15</b>	<b>No. 5 NOTRE DAME</b> <sup>*ACCNE</sup>	<b>7 p.m.</b>
<b>Feb. 18</b>	<b>MIAMI</b> <sup>*RSN</sup>	<b>12:30 p.m.</b>
Feb. 22	at No. 4 Louisville <sup>*ACCNE</sup>	7 p.m.
Feb. 25	at Wake Forest <sup>*RSN</sup>	3 p.m.

\* ACC game

^ West Palm Invitational (Keiser Univeristy)

% Cavalier Classic Tournament

# Big Ten/ACC Challenge

[RSN] - ACC Regional Sports Networks

[ESPN2] -ESPN2

[ACCNE] -ACC Network Extra Streaming

[SEC] - SEC Network

All Times Eastern

Rankings are Associated Press

### Game 26 • Thursday, February 15, 2018 • 7 p.m. ET

John Paul Jones Arena • Charlottesville, Va.



Virginia Cavaliers (16-9, 9-3 ACC)

vs

No. 5 Notre Dame Fighting Irish (23-2, 11-1 ACC)



Radio: WINA 1070-AM and 98.9 FM

TV: ACC Network Extra

- Three of the Cavaliers' last four games have been against ranked opponents, taking on No. 4 Louisville on Feb. 1, No. 12 Florida State on Feb. 8 and now No. 5 Notre Dame on Feb. 15
- J'Kyra Brown and Dominique Toussaint each scored 15 points at Virginia Tech
- Brown went 3-of-6 from three-point range at Virginia Tech, extending her streak of games in which she has hit at least one three-pointer to 19
- Brown ranks eighth in the ACC in three-point efficiency, making 40.2 percent of her attempts
- Toussaint scored a combined 27 points in the two games last week, making nine baskets and dishing eight assists
- Toussaint ranks 12th in the ACC in assists per game (3.7)
- Jocelyn Willoughby scored 13 points at Virginia Tech on 5-of-9 shooting. It was her highest point total since scoring 18 points at BC (1/11)
- Willoughby had converted her last 25 free throw attempts, a streak reaching back to the fourth quarter of the Syracuse game (Dec. 31), before missing one in the final seconds of the Virginia Tech game. Willoughby is shooting a team-best 84.9 percent (45-of-53) from the free throw line
- Lauren Moses is closing in on 1,000 career points, needing six points to become the 34th player in program history to reach the milestone
- Moses logged the 100th blocked shot of her career at Virginia Tech, becoming the eighth player in program history to reach that milestone
- Moses scored eight points, including the putback with 38 seconds remaining that ended up being the game winner, in just 13 minutes at Virginia Tech
- Aliyah Huland El has scored in double-figures in five of the last seven games, including scoring a season-high 21 points at Georgia Tech (1/28)
- Felicia Aiyetotan scored a season-high 15 points with 13 rebounds, one shy of matching her career high, at Florida State last Thursday
- Aiyetotan leads the ACC in blocked shots and already ranks fifth in program history with 114 in her career

### Projected Starting Lineup

G	1	Brianna Tinsley	Fr.	4.4 ppg	1.8 rpg	39 assts/14 stls
• Made her first career start at Dayton; scored a career-high 10 points against UNC						
G	4	Dominique Toussaint	So.	11.0 ppg	3.2 rpg	92 assts/27 stls
• Led the team in scoring through the first 21 games of the season; 12 pts/6 reb/6 assts at FSU						
G	13	Jocelyn Willoughby	So.	10.2 ppg	5.1 rpg	29 assts/37 stl
• Back-to-back double-doubles at Boston College (18 pts/11 reb) and at Duke (11 pts/10 reb)						
G	23	Aliyah Huland El	Sr.	11.0 ppg	3.5 rpg	36 assts/23 stl/20 blk
• Scored the 1,000th point of her career against Louisville; season-high 21 points at Georgia Tech						
C	30	Felicia Aiyetotan	So.	7.2 ppg	7.4 rpg	60 blk
• leads ACC in blocked shots; 10th in rebounding; season high 15 pts with 13 reb at FSU						

**QUICK FACTS**
**THE UNIVERSITY OF VIRGINIA**

Name.....The University of Virginia  
 Founded.....by Thomas Jefferson in 1819  
 Nicknames.....Cavaliers, Wahoos, 'Hoos  
 Location.....Charlottesville, Va.  
 Enrollment.....23,883 (16,673 undergraduate)  
 President.....Teresa A. Sullivan (Michigan State '70)  
 Athletics Director.....Carla Williams (Georgia '89)  
 Conference.....Atlantic Coast Conference (ACC)  
 Colors.....Orange and Blue  
 Official Athletics Websites.....VirginiaSports.com  
 .....VirginiaSportsTV.com  
 University Website.....virginia.edu

**WOMEN'S BASKETBALL INFORMATION**

First Season of Basketball.....1973-74  
 All-Time Record.....912-449 (45th year)\*  
 All-Time Home Record.....451-201\*  
     John Paul Jones Arena.....149-50 (11th season)\*  
     University Hall.....302-149  
 All-Time ACC Record.....371-216 (40 years)\*  
 Home Facility.....John Paul Jones Arena (14,593)  
 Press Row Phone Number.....434-962-0579  
 NCAA Tournament Appearances/Last.....24/2010  
 NCAA Tournament Record.....33-24  
 WNIT Tournament Appearances/Last.....5/2017  
 WNIT Tournament Record.....14-9  
 2016-17 Record.....20-13  
 ACC Record/Finish.....7-9/8th  
 Letterwinners Returning/Lost.....10/1  
 Starters Returning/Lost.....4/1  
 Newcomers.....2

**COACHING & SUPPORT STAFF**

Head Coach.....Joanne Boyle  
 Career Record.....330-186\*  
 Virginia Record.....126-93\*  
 Assistant Coach.....La'Keshia Frett Meredith  
 Assistant Coach.....Katherine Graham  
 Assistant Coach.....Tim Taylor  
 Asst AD WBB Operations.....Sarah Holsinger  
 Assistant Director of Operations.....Kate Martin  
 Video Coordinator.....Andrew Yates  
 Athletic Trainer.....Craig Oates  
 Strength & Conditioning.....Morgan Foster  
 Equipment Manager.....Matt Althoff

\* as of Feb. 12, 2018

**INTERVIEW POLICY**

All interview requests for Virginia women's basketball must be made through Melissa Dudek in the Virginia Athletics Media Relations Office. Players' individual phone numbers will not be given to the media at any time. Game day interviews will not be granted until the postgame press conference opportunity. Please give a minimum of 24 hours notice for all interview requests.

**TEAM NOTES**

- Virginia is receiving votes in the *USA Today* Coaches' polls this week. This is the seventh-straight week receiving votes in the *USA Today* poll
- The Cavaliers moved up to 28 in the RPI rankings (as of 2/14/18)
- The Cavaliers are tied for third place in the ACC with Florida State (9-3). Duke and NC State are a half-game back, tied for fifth at 9-4
- Virginia's nine ACC wins are the most since the team went 9-7 in conference play in 2011-12 (Joanne Boyle's first season). The last time the Cavaliers tallied 10 conference wins was the 2007-08 season when they went 10-4 and finished in a tie for third place
- Virginia's 8-1 start to conference play was its best since starting the 1999-00 season at 9-1 in ACC games
- Virginia is third in the ACC in three-point shooting percentage, making 36.6 percent of their attempts
- Virginia is third in the ACC in scoring defense and field goal percentage defense in conference games, limiting conference opponents to 60.1 points per game and 37.9 percent shooting efficiency
- Six of Virginia's losses this season have come against teams ranked in the top-25 of RPI with three in the top-10 (3- Miss St.; 4 Louisville; 5- Florida State; 13 Maryland; 16 Duke; 22 Georgia)
- Virginia Tech Quick Recap: Virginia downed Virginia Tech, 64-62 on Sunday in Blacksburg. Virginia led 56-38 at the end of the third quarter, but Virginia Tech's Taylor Emery scored the first 15 points of the fourth to make it a three-point game with 6:07 to play. The Hokies tied the game with 2:49 remaining and then took a 61-59 lead, extending it to 62-59 with 1:41 remaining. Virginia scored the final five points of the game, including the game-winning put-back by Lauren Moses with 38 seconds remaining to secure the victory.
- The Cavaliers shot 46.0 percent (23-of-50) in the first three quarters, but went 2-of-10 in the fourth quarter. Virginia Tech went 7-of-9 to start the fourth quarter, but went 1-of-5 in the final four minutes of the game.

**NOTRE DAME FIGHTING IRISH**

- Notre Dame leads the ACC in scoring, averaging 84.8 points per game, ranking fifth in the nation. UND also leads the ACC in field goal percentage, making 49.6 percent of their attempts, which ranks fourth in the nation. The Irish commit the fewest fouls per game of any ACC school, at 12.8 per contest (ranking sixth in the nation)
- Arike Ogunbowale leads the ACC, averaging 20.0 points per game
- Jessica Shepard is sixth in rebounding at 8.2 per game and ranks 11th in scoring at 15.4 points per game
- Virginia is 0-5 against the Irish in ACC games
- The Cavaliers and Irish met twice last season. Notre Dame picked up a 76-59 victory in the quarterfinals of the ACC Tournament. With the game tied at 30 late in the second quarter, the Irish scored 16 of the next 20 points spanning the half to take a 12-point lead. In the regular-season meeting, Virginia fell 82-74 in South Bend. Virginia started the second half with an 8-0 run to tie the game, 41-41, but the Irish responded with a 9-0 run of their own. The Cavaliers battled back to tie the game three more times in the second half, but the Irish never broke. Marina Mabrey finished one away from her career high with 26 points and Notre Dame used a late 9-0 run to beat Virginia 82-74
- The closest game between the two was a seven-point loss, 79-72, at JPJ in the first meeting between the two as conference opponents. Notre Dame was ranked No. 2 at the time. Faith Randolph made 10 of 17 shots, scored a career-high 23 points. The Cavaliers pulled to within two, 71-69, with 3:49 remaining, but Notre Dame went on a 6-0 run to extending out its lead to 77-69 with 1:14 remaining

**QUICK HITTERS AND FUN FACTS ABOUT THE HOOS**

- Members of the team were included in a Good Morning America feature on AD Carla Williams that ran on February 14. Jocelyn Willoughby and Lauren Moses were both featured in the Robin Roberts Black History Month piece on Williams appointment as the first African-American athletics director of a Power-5 conference school
- Sophomore forward/guard Jocelyn Willoughby was appointed as the non-voting, student-athlete member of the NCAA Division I Women's Basketball Oversight Committee. Willoughby is the lone student-athlete on the 15-member committee with her tenure running through June 2020. The goals of the committee are to advance the game and perception of women's basketball, improve the student-athlete experience and put an emphasis on the personal growth of student athletes. Along with the goals, it will also work to supervise qualifications and/or selection procedures for the NCAA Division I Women's Basketball Championship and provide direction to the NCAA Division I Women's Basketball Rules Committee regarding playing rules
- Willoughby was recently selected to be one of 25 fellows at the University of Virginia's Meriwether Lewis Institute for Citizen Leadership. This is a very prestigious 2.5-year immersive leadership program that brings together a diverse group of UVA students that enroll in a Foundations in Design Thinking class their sophomore year before undertaking a six-week program in the summer before their junior year. As third and fourth year students, the Fellows apply what they've learned to key University issues, participating in independent and small group projects aimed at improving the University
- Aliyah Huland El is majoring in kinesiology and wants to be a pediatrician
- J'Kyra Brown is an accomplished bowler. She took up bowling at four years old and holds several lane records back home at the Rocky Mount Bowling Center. Her all-time best is a 275 and she also has a 248 game. She owns five different bowling balls. The Black Widow is her baby, but she also has a SpongeBob ball that she got when she was 10 that she uses for spares, for straight balls or corner shots
- Dominique Toussaint's dream one-on-one match-up is to go up against Sue Bird. Her favorite sports team is the New York Liberty
- Lauren Moses' brother, Dezman, played for the Green Bay Packers (2012) and the Kansas City Chiefs (2013-15), including seeing action in the 2015 Divisional Playoff against the Patriots
- Felicia Aiyeotan did not start playing basketball until she was 15 as "Most schools just have soccer fields. There weren't basketball courts or gyms at my school because it was a public school. They don't have a lot of resources for that. Where I lived, though, there was an outdoor basketball court. I would go there on the weekends because during the week, I had to go to tutoring. At that time I wasn't fully into basketball. Since it was outdoors, the weather would sometimes mess your schedule up because it would rain." She came to the United States before her freshman year in high school. She spent three years at Neumann Goretti High in Philadelphia (where they were the No. 1 team in the nation her junior year before transferring to Blair Academy in New Jersey for her senior year. Pounded Yam Egusi Soup is her favorite dish from home that her mom makes. "Pounded yam looks like dough, like mashed potatoes and then Egusi soup is made out of melon and vegetables. You can add whatever you want, if you want beef or fish, but it is spicy." She really misses the spice of Nigerian food.
- Aiyeotan is the tallest active player in NCAA women's basketball right now. The next tallest is Sara Hamson of BYU at 6-7. Nancy Mulkey of Rice is also 6-9, but she is a sophomore transfer from Oklahoma and is sitting out the season
- The Cavaliers took a foreign tour this summer, spending seven days in Costa Rica in August, taking on a Canadian team as well as the Costa Rican National Team. It allowed the squad time to practice as well as the experience of getting three exhibition games under their belt. While in Costa Rica, the team went zip lining through a jungle while others went on an ATV tour. Some of them took surfing lessons as well as seeing wildlife that included a river filled with crocodiles. Their favorite part of the trip, however, was a trip to an orphanage, an activity they enjoyed so much, the itinerary of the trip was altered to allow a return visit to see the kids

**VIRGINIA RECORD BOOK**
**1000 POINTS CLUB**

1.	2540	Monica Wright (200-10)
2.	2135	Dawn Staley (1989-92)
25.	1122	LaTonya Blue (2002-05)
26.	1080	Breyana Mason (2014-17)
27.	1070	Schuye LaRue (2000-01)
28.	1053	Siedah Williams (2004-07)
29.	1034	Svetlana Volnaya (1999-01)
30.	1028	Sarah Imovbioh (2013-15)
31.	1023	Chelsea Shine (2009-12)
32.	<b>1019</b>	<b>Aliyah Huland El (2015-present)</b>
33.	1003	Jenny Boucek (1993-96)

**NR 994 Lauren Moses (2015-present)**

**BLOCKS- CAREER**

1.	330	DeMya Walker (1996-99)
2.	152	Heather Burge (1990-93)
3.	139	Jocelyn Logan-Friend (2002-05)
4.	123	Monick Foote (1995-99)
5.	<b>114</b>	<b>Felicia Aiyeotan (2017-present)</b>
6.	110	Tonya Cardoza (1987-91)
7.	108	Heidi Burge (1990-93)
8.	<b>100</b>	<b>Lauren Moses (2015-present)</b>
9.	99	Chrissy Reese (1980-83)
10.	96	Laurie Carter (1984-88)

**BLOCKS- SEASON**

1.	95	DeMya Walker (1998)
2.	84	DeMya Walker (1997)
3.	83	DeMya Walker (1999)
4.	68	DeMya Walker (1996)
5.	63	Jocelyn Logan-Friend (2005)
6.	<b>60</b>	<b>Felicia Aiyeotan (2018)</b>
7.	56	Chrissy Reese (1980)
8.	54	Felicia Aiyeotan (2017)
9.	49	Heather Burge (1993)
10.	46	Schuye LaRue (2000)

**REBOUNDS - CAREER**

1.	1221	Wendy Palmer (1993-96)
2.	955	Heather Burge (1990-93)
3.	932	DeMya Walker (1996-99)
4.	932	Cathy Grimes (1982-85)
5.	881	Lyndra Littles (2005-09)
6.	853	Heidi Burge (1990-93)
7.	827	Dawn Bryant (1986-89)
8.	805	Brandi Teamer (2002-05)
9.	793	Sarah Imovbioh (2013-15)
10.	772	Dawn Staley (1990-92)
11.	764	Monica Wright (2006-10)
<b>NR.</b>	<b>677</b>	<b>Lauren Moses (2015-present)</b>

**THREE POINTERS - CAREER**

1.	220	Tora Suber (1994-97)
2.	196	Brenna McGuire (2004-07)
3.	193	Ataira Franklin (2011-14)
4.	187	Telisha Quarles (1998-02)
5.	181	Anna Prillaman (2001-04)
6.	139	Tammi Reiss (1989-92)
7.	134	Dena Evans (1990-93)
8.	132	Monica Wright (2006-10)
9.	131	Dawn Staley (1989-92)
	131	Mikayala Venson (2015-16)
<b>NR</b>	<b>127</b>	<b>Aliyah Huland El (2015-present)</b>

**2017-18 VIRGINIA WOMEN'S BASKETBALL ROSTER**
**NUMERICAL**

<b>NO.</b>	<b>NAME</b>	<b>POS.</b>	<b>HT.</b>	<b>CLASS</b>	<b>HOMETOWN / PREVIOUS SCHOOL</b>
1	Brianna Tinsley	Guard	5-7	Fr.	Madison, Va./St. Anne's-Belfield
2	Jae'Lisa Allen	Forward	6-2	Sr.	Pine Bluff, Ark./White Hall
3	Lauren Moses	Forward	6-2	Sr.	Mount Holly, N.J./Rancocas Valley
4	Dominique Toussaint	Guard	5-9	So.	Staten Island, N.Y./Christ the King
5	Khyasia Caldwell	Guard	5-5	Fr.	Pocono Summit, Pa./Pocono Mountain East
10	J'Kyra Brown	Guard	5-11	Sr.	Rocky Mount, N.C./Rocky Mount HS/East Carolina
13	Jocelyn Willoughby	Guard	6-0	So.	East Orange, N.J./Newark Academy
14	Lisa Jablonowski	Forward	6-3	So.	Ernster, Luxembourg/Lycees des Garcons
20	Amandine Toi	Guard	5-11	Fr.	Paris, France / ISEP Academy
23	Aliyah Huland El	Guard	6-1	Sr.	Randolph, N.J./Randolph
30	Felicia Aiyeotan	Center	6-9	So.	Lagos, Nigeria/Blair Academy (N.J.)
32	Moné Jones	Forward	6-3	Jr.	Durham, N.C./Riverside
35	Shakyna Payne	Forward	6-3	So.	Acworth, Ga./SW Atlanta Christian Academy

**ALPHABETICAL**

<b>NO.</b>	<b>NAME</b>	<b>POS.</b>	<b>HT.</b>	<b>CLASS</b>	<b>HOMETOWN / PREVIOUS SCHOOL</b>
30	Felicia Aiyeotan	Center	6-9	So.	Lagos, Nigeria/Blair Academy (N.J.)
2	Jae'Lisa Allen	Forward	6-2	Sr.	Pine Bluff, Ark./White Hall
10	J'Kyra Brown	Guard	5-11	Sr.	Rocky Mount, N.C./Rocky Mount HS/East Carolina
5	Khyasia Caldwell	Guard	5-5	Fr.	Pocono Summit, Pa./Pocono Mountain East
23	Aliyah Huland El	Guard	6-1	Sr.	Randolph, N.J./Randolph
4	Lisa Jablonowski	Forward	6-3	So.	Ernster, Luxembourg/Lycees des Garcons
32	Moné Jones	Forward	6-3	So.	Durham, N.C./Riverside
3	Lauren Moses	Forward	6-2	Sr.	Mount Holly, N.J./Rancocas Valley
35	Shakyna Payne	Forward	6-3	So.	Acworth, Ga./SW Atlanta Christian Academy
1	Brianna Tinsley	Guard	5-7	Fr.	Madison, Va./St. Anne's-Belfield
20	Amandine Toi	Guard	5-11	Fr.	Paris, France / ISEP Academy
4	Dominique Toussaint	Guard	5-9	So.	Staten Island, N.Y./Christ the King
13	Jocelyn Willoughby	Guard	6-0	So.	East Orange, N.J./Newark Academy

**HEAD COACH:** Joanne Boyle (Duke '85), 7th Year at Virginia

**ASSISTANT COACH:** La'Keshia Frett Meredith (Georgia '97), 5th year at Virginia

**ASSISTANT COACH:** Katherine Graham (LSU, '11), 2nd year at Virginia

**ASSISTANT COACH:** Tim Taylor (James Madison, '89), 9th year at Virginia

**PRONUNCIATION GUIDE**

Felicia Aiyeotan	eye-OH-tahn
Jae'Lisa Allen	JAY-lisa
J'Kyra Brown	Juh-KYE-rah
Khyasia Caldwell	KIE-Asia
Aliyah Huland El	ahh-LEE-uh HEW-land ELLE
Lisa Jablonowski	LEE-zuh YOB-lo-NOW-skee
Shakyna Payne	shuh-KYE-nuh
Amandine Toi	Ah-moe-DEEN TWAH
Dominique Toussaint	too-SAWN
La'Keshia Frett Meredith	Lah-KEE-shah

# 30 FELICIA AIYEOTAN



6-9 • Sophomore • Center • Lagos, Nigeria • Blair Academy (N.J.)

## 2017-18

- Currently leads the ACC in blocked shots and is 10th in rebounding (2/13)
- Is the tallest active player in NCAA women's basketball right now. The next tallest is Sara Hamson of BYU at 6-7. Nancy Mulkey of Rice is also 6-9, but she is a sophomore transfer from Oklahoma and is sitting out the season
- Made her first career start at Mississippi State (11/10)
- Had her second career double-double against Central Connecticut with 12 points and 10 rebounds (11/12)
- Had eight points with seven rebounds against Georgia (11/16)
- Came off the bench to score 10 points with six rebounds and six blocked shots in the game against Maryland, going 5-of-7 from the field (11/29)
- Had a career-high 14 rebounds with 10 points in 22 minutes against Ohio (12/17)
- Back-to-back double-doubles against Pitt and Syracuse to start ACC play. Added a third double-double against Clemson, giving her three in the first four ACC contests of 2018
- Scored a season-high 15 points with 13 rebounds at Florida State (2/8)

## 2016-17

- Third in the ACC in blocked shots
- Her 53 blocked shots this season is seventh in the Virginia record book for blocked shots in a single season. Had more blocked shots this season than the entire team did in 2013-14

## OTHER

- Is 6-9 with a wing span of 7-3
- Played her senior season at Blair Academy (N.J.), averaging 14.0 points per game. As a junior at Nuemann Goretti High in Philadelphia, Pa., won the national title with the team going 30-0 and finishing as the top-ranked high school team in the country

## 2017-18 GAME-BY-GAME:

Opponent	GS	FG-FGA	3FG-3FGA	FT-FTA	Off-Def	Total Reb	PF	Points	A	TO	Blk	Stl	Min
at Miss St	*	1-2	0-0	2-4	2-5	7	1	4	0	2	4	0	29
CENT CONN	*	6-11	0-0	0-2	6-4	10	3	12	0	0	1	1	18
GEORGIA	*	3-8	0-0	2-2	2-5	7	1	8	1	2	1	1	29
at Dayton	*	2-6	0-0	1-2	2-4	6	2	5	0	2	2	0	12
HAMPTON		1-2	0-0	0-0	0-3	3	3	2	0	1	3	0	15
HARVARD		2-6	0-0	2-3	6-1	7	3	6	2	0	0	0	15
DUQUESNE		1-1	0-0	0-0	0-5	5	1	2	2	2	3	0	17
MARYLAND		5-7	0-0	0-2	1-5	6	2	10	0	2	6	0	27
UNCG	*	3-8	0-0	2-4	2-7	9	1	8	1	5	6	0	26
at Rutgers	*	3-7	0-0	0-0	2-9	11	1	6	1	2	4	0	37
vs Ohio	*	4-11	0-0	2-4	6-8	14	0	10	0	0	3	0	22
vs Indiana	*	5-8	0-0	0-0	2-1	3	2	10	2	4	0	0	17
MANHATTAN	*	3-5	0-0	1-1	2-7	9	1	7	0	2	1	0	22
PITT	*	5-6	0-0	0-0	4-6	10	0	10	1	2	3	0	24
SYRACUSE	*	6-10	0-0	0-2	2-8	10	1	12	3	3	2	1	28
at NC State	*	2-7	0-0	0-0	2-3	5	4	4	0	2	1	0	21
CLEMSON	*	4-8	0-0	2-3	3-7	10	0	10	2	2	4	1	18
at BC	*	3-9	0-0	0-0	2-2	4	2	6	0	2	1	0	20
at Duke	*	1-3	0-0	0-0	0-6	6	1	2	1	2	1	1	20
VA TECH	*	2-5	0-0	0-0	2-6	8	1	4	0	1	4	0	24
UNC	*	3-5	0-0	0-0	1-4	5	2	6	0	1	1	0	20
at Ga Tech	*	3-4	0-0	2-2	2-3	5	2	8	2	0	5	0	25
LOUISVILLE	*	4-7	0-0	0-1	3-4	7	1	8	0	2	1	0	28
at FSU	*	7-10	0-0	1-1	5-8	13	1	15	1	3	2	0	28
at Va Tech	*	3-8	0-0	0-0	1-3	4	1	6	0	1	1	0	24
NOTRE DAME													
MIAMI													
at Louisville													
at Wake													

## SINGLE GAME BESTS

### POINTS

Season: 15 at Florida State(2/8)

Career: 23 vs Coppin State (11/13/16)

### REBOUNDS

Season: 14 vs Ohio (12/17)

Career: 14 vs Ohio (12/17/17)

### FG MADE

Season: 7 at Florida State (2/8)

Career: 10 vs Coppin State (11/13/16)

### FG ATTEMPTS

Season: 11 (2x)

Career: 12 vs Coppin State (11/13/16)

### FG PERCENTAGE

Season: 5-of-6 vs Pitt (12/28)

Career: 8-of-9 (.889) vs UIC (12/16/16)

### FT MADE

Season:

Career: 3

### FT ATTEMPTS

Season:

Career: 4

### ASSISTS

Season: 3 vs Syracuse (12/31)

Career: 3 vs Syracuse (12/31/17)

### BLOCKS

Season: 6 (2x), last vs UNCG (12/2)

Career: 6 (multiple)

### STEALS

Season:

Career: 2, Nebraska (11/26/16)

### Double Doubles:

Season: 6, last at FSU (2/8)

Career: 7, last at FSU (2/8/18)

## VIRGINIA CAREER STATISTICS

Year	G-GS	Min/Avg	FG-FGA	Pct.	3FG-A	Pct.	FT-FTA	Pct.	O-D	T	Avg.	Pf-DQ	Ast	TO	Blk	St	Pts	Avg
2016-17	33-0	411/12.5	65-125	.520	0-0	.000	21-32	.656	42-79	121	3.7	28-0	14	39	54	4	151	4.6
2017-18	25-21	566/22.6	82-164	.500	0-0	.000	17-33	.515	60-124	184	7.4	37-0	19	45	60	5	181	7.2
TOTAL	58-21	977/16.8	147-289	.509	0-0	.000	38-65	.585	102-203	305	5.3	65-0	33	84	114	9	332	5.7

# 2 JAE'LISA ALLEN



6-2 • Senior • Forward • Pine Bluff, Ark. • White Hall

## AT VIRGINIA

### 2017-18

- Played in five games before being sidelined with an injury

### 2016-17

- Played a career-high 20 minutes against Coppin State, scoring 5 points with three rebounds

### 2015-16

- Appeared in nine games, scoring four points
- Went 2-of-2 against NJIT, scoring four points in three minutes
- Played seven minutes against Norfolk State
- Played three minutes against Longwood (11/22)
- Appeared in the second quarter at both Georgia Tech (1/17) and Florida State (1/21)

### 2014-15

- Appeared in four games
- Made her collegiate debut against Radford (11/16), playing the final four minutes of the game
- Scored her first collegiate points in the final 30 seconds of the Delaware State game, giving the Cavaliers the basket that pushed them to the century mark

## 2017-18 GAME-BY-GAME

Opponent	GS	FG-FGA	3FG-3FGA	FT-FTA	Off-Def	Total Reb	PF	Points	A	TO	Blk	Stl	Min
at Miss St		DNP											
CCSU		1-2	0-0	1-2	2-0	2	1	3	1	0	1	0	15
GEORGIA		DNP											
at Dayton		DNP											
HAMPTON		DNP											
HARVARD		DNP											
DUQUESNE		DNP											
MARYLAND		DNP											
UNCG		2-4	0-0	0-0	0-0	0	0	4	1	2	0	1	12
at Rutgers		0-1	0-0	0-0	0-0	0	0	0	0	0	0	0	3
vs Ohio		1-1	0-0	0-0	0-2	2	2	2	0	0	0	0	8
vs Indiana		DNP											
MANHATTAN		0-0	0-0	0-0	0-1	1	1	0	0	0	0	0	6
PITT		DNP											
SYRACUSE		INJ											
at NC State		INJ											
CLEMSON		INJ											
at BC		INJ											
at Duke		INJ											
VA TECH		DNP											
UNC		DNP											
at Ga Tech		DNP											
LOUISVILLE		DNP											
at FSU		DNP											
at Va Tech		DNP											
NOTRE DAME													
MIAMI													
at Louisville													
at Wake													

## SINGLE GAME BESTS

### POINTS

Season: 4 vs UNCG (12/2)

Career: 5 vs Coppin State (11/13/16)

### REBOUNDS

Season:

Career: 3 (2x)

### FG MADE

Season:

Career: 2

### FG ATTEMPTS

Season:

Career: 4

### 3 PT FG MADE

Season:

Career:

### 3 PT FG ATTEMPTS

Season:

Career:

### FT MADE

Season:

Career:

### FT ATTEMPTS

Season:

Career:

### ASSISTS

Season:

Career:

### BLOCKS

Season:

Career:

### STEALS

Season:

Career:

## VIRGINIA CAREER STATISTICS

Year	G-GS	Min/Avg	FG-FGA	Pct.	3FG-A	Pct.	FT-FTA	Pct.	O-D	T	Avg.	Pf-DQ	Ast	TO	Blk	St	Pts	Avg
2014-15	4-0	13/3.3	1-3	.333	0-0	.000	0-0	.000	0-2	2	0.5	3-0	0	0	0	0	2	0.5
2015-16	9-0	24/2.7	2-9	.222	0-0	.000	0-0	.000	4-1	5	0.6	3-0	0	2	0	0	4	0.4
2016-17	16-0	94/5.9	3-13	.231	0-0	.000	4-7	.571	6-5	11	0.7	14-0	2	6	1	2	10	0.6
2017-18	6-0	44/7.3	4-9	.444	0-0	.000	1-2	.500	2-3	5	0.8	4-0	2	2	1	2	9	1.5
TOTAL	35-0	175/5.0	10-34	.294	0-0	.000	5-9	.556	12-11	23	0.7	24-0	4	10	2	4	25	0.7

# 10 J'KYRA BROWN



5-11 • R-Senior • Guard • Rocky Mount, N.C. • Rocky Mount High School

## AT VIRGINIA 2017-18

- Was in the starting lineup for the season-opener at Mississippi State, the 11th start of her UVA career
- Brought down seven rebounds against Georgia (11/16)
- Scored a team-high 15 points while going 4-of-4 from three-point range against UNCG (12/2)
- Had 13 points at Rutgers, scoring eight of UVA's first 10 points in the contest (12/4)
- Scored a career-high 24 points in the win over Indiana (12/18), going 7-of-11 from the field and 6-of-6 from the freethrow line
- Had a streak of six-straight games scoring in double-digits from Nov. 26 (Dukesne) to Dec. 18 (Indiana), averaging 15.3 ppg in that span

## 2016-17

- Scored a UVA career high 18 points against Coppin State (11/13)
- Started the season with a 9-1 assist-to-turnover ratio in the first 3 games
- Made her 1st start of season against UIC, scoring 7pts with 5 assists
- Scored 14 points on 6-of-8 shooting against Md. Eastern Shore (12/21)
- Scored nine points with a team-high 10 rebounds against UMBC (12/28)
- Let the team in scoring (10 pts) and rebounding (6 reb) at Pitt (1/22)
- Made her second start of the season at Notre Dame, scoring 11 points in the first half and 14 overall, also dishing five assists and grabbing five steals (1/29)
- Recorded first career double-double (12 pts/10 rebs) in win over Georgia Tech (2/2)
- Scored 16 points in the first half against Wake Forest (2/12)
- Started both games of the WNIT, scoring 14 points in the win at Saint Joseph's, including 9 points in fourth quarter

## 2017-18 GAME-BY-GAME

Opponent	GS	FG-FGA	3FG-3FGA	FT-FTA	Off-Def	Total Reb	PF	Points	A	TO	Blk	Stl	Min
at Miss St	*	2-8	0-2	0-0	0-4	4	4	4	0	6	0	1	32
CENT CONN	*	3-6	1-4	1-2	0-4	4	0	8	2	3	0	1	15
GEORGIA	*	0-3	0-3	1-2	1-6	7	1	1	2	3	0	1	22
at Dayton		3-12	2-6	0-0	0-5	5	3	8	1	3	0	0	33
HAMPTON		2-6	2-5	0-0	0-3	3	0	6	2	1	0	0	24
HARVARD		1-7	0-4	1-2	0-1	1	2	3	0	1	0	0	24
DUQUESNE		4-9	2-5	5-6	1-3	4	5	15	2	3	0	1	36
MARYLAND		5-10	1-3	0-0	0-1	1	0	11	4	1	0	2	30
UNCG		5-6	4-4	1-2	0-6	6	3	15	4	1	0	0	29
at Rutgers	*	5-11	3-8	0-2	1-5	6	3	13	3	0	0	1	40
vs Ohio		4-6	4-5	2-2	1-4	5	2	14	6	4	0	0	28
vs Indiana		7-11	4-7	6-6	2-2	4	1	24	2	4	0	0	36
MANHATTAN		3-9	1-4	1-1	1-2	3	1	8	4	3	1	2	28
PITT		3-10	3-5	0-0	0-2	2	3	9	1	3	0	0	28
SYRACUSE		4-10	2-6	2-4	2-4	6	0	12	3	2	1	2	27
at NC State		5-9	4-6	4-8	1-4	5	3	18	2	3	0	1	34
CLEMSON		2-5	1-4	0-0	1-0	1	0	5	3	1	0	3	26
at BC		4-8	1-5	3-5	0-7	7	3	12	1	4	0	1	28
at Duke		3-9	1-5	0-0	1-1	2	2	7	2	3	0	1	27
VA TECH		1-6	1-3	2-2	1-5	6	1	5	3	2	0	1	21
UNC		3-6	1-3	2-3	0-3	3	1	9	4	1	0	0	32
at Ga Tech		3-7	2-3	0-0	0-2	2	2	8	3	2	1	1	26
LOUISVILLE		3-7	2-3	0-0	0-2	2	2	8	3	2	1	1	26
at FSU		1-5	1-3	0-0	0-2	2	1	3	2	2	0	0	19
at Va Tech		6-14	3-6	0-0	0-5	5	2	15	0	1	0	3	32
NOTRE DAME													
MIAMI													
at Louisville													
at Wake													

## SINGLE GAME BESTS

### POINTS

Season: 24 vs Indiana (12/18)  
Career: 24 vs Indiana (12/18/17)

### REBOUNDS

Season: 7 (2x) last at BC (1/11)  
Career: 10 (3x) last vs. Georgia Tech (2/2)

### FG MADE

Season: 7 vs Indiana (12/18)  
Career: 7 vs Indiana (12/18/17)

### FG ATTEMPTS

Season: 12 at Dayton (11/19)  
Career: 14 at Notre Dame (1/29/16)

### FG Percentage

Season: 5-6 vs UNCG (12/2)  
Career: 5-6 vs UNCG (12/2/17)

### 3 PT FG MADE

Season: 4 vs UNCG (12/2)  
Career: 4 (several)

### 3 PT FG ATTEMPTS

Season: 8 at Rutgers (12/4)  
Career: 9 at Miami (2/9/17)

### 3 PT FG Percentage

Season: 4-4 vs UNCG (12/2)  
Career: 4-4 vs UNCG (12/2/17)

### FT MADE

Season: 6 vs Indiana (12/18)  
Career: 8 vs Florida State (2/16/17)

### FT ATTEMPTS

Season: 8 at NC State (1/4)  
Career: 10 vs Florida State (2/16/17)

### ASSISTS

Season: 4 (several)  
Career: 6 (2x) last at Syracuse (1/2/17)

### STEALS

Season: 1 at Rutgers (12/4)  
Career: 5 at Notre Dame (1/29/17)

### DOUBLE DOUBLES

Season:  
Career: 1 vs Georgia Tech (2/2)

## AT EAST CAROLINA

Year	G-GS	Min/Avg	FG-FGA	Pct.	3FG-A	Pct.	FT-FTA	Pct.	O-D	T	Avg.	Pf-DQ	Ast	TO	Blk	St	Pts	Avg
2013-14	31-1	341/11.0	63-155	.406	27-81	.333	31-42	.738	21-31	52	1.7	45-0	25	41	9	16	184	5.9
<b>AT VIRGINIA</b>																		
Year	G-GS	Min/Avg	FG-FGA	Pct.	3FG-A	Pct.	FT-FTA	Pct.	O-D	T	Avg.	Pf-DQ	Ast	TO	Blk	St	Pts	Avg
2015-16	33-6	545/16.5	51-168	.304	27-85	.318	37-52	.712	31-61	92	2.8	60-0	30	50	3	23	166	5.0
2016-17	33-4	808/24.5	86-220	.391	48-127	.378	65-91	.714	42-95	137	4.2	64-1	67	73	4	36	285	8.6
2017-18	25-4	704/28.2	83-200	.415	45-112	.402	33-49	.673	13-84	97	3.9	44-1	56	60	3	22	244	9.8
TOTAL	91-14	2057/22.6	220-588	.374	120-324	.370	135-192	.703	86-240	326	3.6	168-2	153	183	10	81	695	7.6

# 5 KHYASIA CALDWELL



5-5 • Freshman • Guard • Pocono Summit, Pa. • Pocono Mountain East

## AT VIRGINIA

### 2017-18

- Made her collegiate debut at Mississippi State, scoring two points and grabbing a steal in two minutes on the court (11/10)
- Scored four points in four minutes against Manhattan (12/21)
- Will be a two-sport athlete at UVA, also be competing for the track & field team in the spring

## HIGH SCHOOL/CLUB

- Four-year varsity letter winner in basketball at Pocono Mountain East High School
- Earned Second Team All-Conference honors her freshman season, tying her school record for single-game rebounding with 23 in one contest
- First Team All-Conference her sophomore and senior seasons
- Junior season was named the Pocono Record Girl's Basketball Player of the Year
- Reached the 1,000 career point mark her senior year while averaging 14 points, 7.4 assists and 9 rebounds per game
- Also competed in track: Three-time PIAA State Champion in the long jump
- Holds school records in four events: the 100 (12.14), 200 (24.54), 400 (57.94) and long jump (20-5), and owns the long jump record in both the Eastern Pennsylvania Conference and District 11

## SINGLE GAME BESTS

### POINTS

Season: 5 vs CCSU (11/12)

### REBOUNDS

Season:

### FG MADE

Season:

### FG ATTEMPTS

Season:

### 3 PT FG MADE

Season:

### 3 PT FG ATTEMPTS

Season:

Career:

### FT MADE

Season:

### FT ATTEMPTS

Season:

### ASSISTS

Season:

### BLOCKS

Season:

### STEALS

Season:

## 2017-18 GAME-BY-GAME

Opponent	GS	FG-FGA	3FG-3FGA	FT-FTA	Off-Def	Total Reb	Pf	Points	A	TO	Blk	Stl	Min
at Miss St	1-2	0-0	0-0	0-0	0-0	0	0	2	0	0	0	1	2
CENT CONN	2-3	1-2	0-2	1-1	2	3	5	1	0	0	0	0	9
GEORGIA	0-0	0-0	0-0	0-0	0	0	0	0	0	0	0	0	0
at Dayton	0-0	0-0	0-0	0-0	0	0	0	0	0	0	0	0	0+
HAMPTON	DNP												
HARVARD	DNP												
DUQUESNE	0-0	0-0	0-0	0-0	0	2	0	0	0	0	0	0	0+
MARYLAND	DNP												
UNCG	0-0	0-0	0-0	0-0	0	1	0	0	1	0	0	0	5
at Rutgers	0-0	0-0	0-0	0-0	0	0	0	0	0	0	0	0	1
vs Ohio	0-3	0-0	0-0	0-0	0	1	0	0	0	0	0	0	3
vs Indiana	DNP												
MANHATTAN	1-1	0-0	2-2	0-0	0	0	4	0	0	0	0	0	4
PITT	DNP												
SYRACUSE	DNP												
at NC State	DNP												
CLEMSON	1-2	0-0	0-0	0-0	0	1	2	0	0	0	0	0	4
at BC	DNP												
at Duke	DNP												
VA TECH	DNP												
UNC	DNP												
at Ga Tech	DNP												
LOUISVILLE	0-0	0-0	0-0	0-0	0	1	0	0	1	0	0	0	2
at FSU	0-0	0-0	0-0	0-0	0	2	0	0	0	0	0	0	4
at Va Tech	DNP												
NOTRE DAME													
MIAMI													
at Louisville													
at Wake													

## VIRGINIA CAREER STATISTICS

Year	G-GS	Min/Avg	FG-FGA	Pct.	3FG-A	Pct.	FT-FTA	Pct.	O-D	T	Avg.	Pf-DQ	Ast	TO	Blk	St	Pts	Avg
2017-18	12-0	34/2.8	5-11	.455	1-2	.500	2-4	.500	1-1	2	0.2	12-0	1	2	0	1	13	1.1



# 23 ALIYAH HULAND EL



6-1 • Senior • Guard • Randolph, N.J. • Randolph High School

## AT VIRGINIA 2017-18

- Scored the 1,000th point of her career at home against Louisville, becoming the 33rd player in program history to reach the benchmark (2/1)
- Came off the bench to go 5-of-6 from the field for 13 points against Central Connecticut (11/12)
- Had a season-high seven rebounds against Georgia (11/16)
- Made her first start of the season against Hampton, scoring 10 points in the first half (11/21)
- Named to the Cavalier Classic all-tournament team after hitting the game-tying three-pointer against Harvard (11/25) and scoring a team-high 17 points against Duquesne (11/26)
- Grabbed 10 rebounds in the overtime win against Indiana (12/18)
- Scored 19 points in the win over North Carolina, going 5-of-7 for 12 points in the first quarter (1/25)
- Followed her performance against UNC with a 21-point game at Georgia Tech, scoring 10 of those points in the fourth quarter

## 2016-17

- Had the first double-double of her career with 12 points and 10 assists against Coppin State, the first UVA player to have double-digit assists in a game since Sharneé Zoll had 11 in 2008
- Scored 11 points in the first quarter in the win over Rutgers (11/20)
- Back-to-back 16-point games against Rutgers and St. John's (11/20, 25)
- Made her first five field goal attempts against BC, scoring 12 points in the first 16 minutes (1/15)
- Scored 10 points against NC State, with seven coming in the final quarter (2/26)

## 2017-18 GAME-BY-GAME:

Opponent	GS	FG-FGA	3FG-3FGA	FT-FTA	Off-Def	Total Reb	PF	Points	A	TO	Blk	Stl	Min
at Miss St		2-6	0-2	2-2	0-0	0	2	6	0	0	0	0	21
CENT CONN		5-6	1-1	2-2	0-1	1	1	13	2	1	1	3	17
GEORGIA		3-4	2-3	1-2	2-5	7	2	9	2	2	1	1	20
at Dayton		3-6	1-2	1-1	1-2	3	3	8	1	1	2	1	27
HAMPTON	*	3-9	2-3	2-2	0-2	2	1	10	2	1	1	2	29
HARVARD	*	2-6	2-5	2-2	2-3	5	2	8	4	4	2	2	26
DUQUESNE	*	5-13	4-10	3-5	2-2	4	3	17	0	1	1	0	23
MARYLAND	*	3-5	1-3	2-2	0-1	1	2	9	1	2	2	0	23
UNCG	*	5-8	3-4	0-0	0-3	3	4	13	2	5	1	1	30
at Rutgers	*	1-4	0-2	1-2	2-2	4	4	3	2	2	0	0	25
vs Ohio	*	8-15	1-2	0-0	3-0	3	2	17	1	2	1	0	25
vs Indiana	*	3-11	1-4	0-0	3-7	10	2	7	1	3	0	0	32
MANHATTAN	*	3-8	0-3	1-1	1-1	2	1	7	2	3	0	2	24
PITT	*	3-7	0-2	4-4	0-2	2	2	10	0	1	1	0	25
SYRACUSE	*	4-8	3-5	4-6	3-2	5	1	15	2	2	0	1	35
at NC State	*	5-11	1-4	2-2	1-3	4	0	13	1	2	0	0	37
CLEMSON	*	4-7	0-2	0-1	1-1	2	0	8	3	2	0	2	25
at BC	*	3-8	1-2	0-0	0-2	2	1	7	2	2	0	1	33
at Duke	*	6-13	2-5	0-0	2-1	3	4	14	3	2	0	2	36
VA TECH	*	5-12	0-3	4-4	0-4	4	1	14	0	2	0	1	30
UNC	*	8-14	3-7	0-0	2-0	2	2	19	2	0	0	1	27
at Ga Tech	*	7-12	3-6	4-4	1-2	3	3	21	1	4	3	1	35
LOUISVILLE	*	3-9	1-4	2-2	1-5	6	3	9	0	3	3	1	28
at FSU	*	4-15	2-8	3-3	3-2	5	4	13	0	1	0	0	31
at Va Tech		2-6	0-0	1-2	1-4	5	3	5	2	0	1	1	26
NOTRE DAME													
MIAMI													
at Louisville													
at Wake													

## SINGLE GAME BESTS

### POINTS

Season: 21 at Georgia Tech (1/28)  
Career: 23 vs Louisville (1/5/17)

### REBOUNDS

Season: 10 vs Indiana (12/18)  
Career: 10 (2x) vs Indiana (12/18/17)

### FG MADE

Season: 8 (2x) last vs North Carolina (1/25)  
Career: 9 vs Longwood (11/22/15)

### FG ATTEMPTS

Season: 15 vs Ohio (12/17)  
Career: 15 (2x)

### FG SHOOTING

Season: 5-6 (.833) vs CCSU (11/12)  
Career: 7-10 (.700) vs NJIT (12/5/15)

### 3 PT FG MADE

Season: 4 vs Duquesne (11/26)  
Career: 4, several

### 3 PT FG ATTEMPTS

Season: 10 vs Duquesne (11/26)  
Career: 10 vs Duquesne (11/26/17)

### 3 PT FG PERCENTAGE

Season: 3-of-4 vs UNCG (12/2)  
Career: 3-of-3 vs Miami (1/3/16)

### FT MADE

Season:  
Career: 7 at Auburn (11/19/15)

### FT ATTEMPTS

Season:  
Career: 8 at Auburn (11/19/15)

### ASSISTS

Season: 2 (2x) last vs. Georgia (11/16)  
Career: 10 vs Coppin State (11/13/16)

### BLOCKS

Season: 3 (2x) last vs Louisville (2/1)  
Career: 3 (multiple) last vs Louisville (2/1)

### STEALS

Season: 3 vs. CCSU (11/12)  
Career: 4 vs Longwood (12/16/14)

### DOUBLE DOUBLES

Season:  
Career: 1 vs Coppin State (11/13/16)

## VIRGINIA CAREER STATISTICS

Year	G-GS	Min/Avg	FG-FGA	Pct.	3FG-A	Pct.	FT-FTA	Pct.	O-D	T	Avg.	Pf-DQ	Ast	TO	Blk	St	Pts	Avg
2014-15	31-1	552/17.8	63-189	.333	23-93	.247	24-32	.750	19-34	53	1.7	59-0	29	43	10	24	173	5.6
2015-16	34-10	853/25.1	120-281	.427	35-107	.327	51-63	.810	40-74	114	3.4	90-4	46	94	21	35	326	9.6
2016-17	33-23	750/22.7	87-222	.392	35-113	.310	36-51	.706	29-70	99	3.0	65-0	43	49	19	24	245	7.4
2017-18	25-20	690/27.6	100-223	.448	34-92	.370	41-49	.837	31-57	88	3.5	53-0	36	48	20	23	275	11.0
TOTAL	123-54	2845/23.1	370-915	.404	127-405	.314	152-195	.779	119-235	354	2.9	267-4	154	234	70	106	1019	8.3

# 14 LISA JABLONOWSKI



6-3 • Sophomore • Wing/Forward • Ernster, Luxembourg • Lycee des Garcons

## AT VIRGINIA

### 2017-18

- Started the game at Dayton (11/19); made her second start of the season at Virginia Tech (2/11)
- Had five assists and six rebounds in the win over North Carolina (1/25) and followed with a five-rebound performance in 11 minutes on the floor at Georgia Tech (1/28)

### 2016-17

- Moved into the starting lineup for the final nine games of the season
- Made her collegiate debut in the season-opener against Middle Tennessee, scoring four points with four rebounds in 11 minutes
- Had a game-high six rebounds in 13 minutes against Rutgers (11/20)
- Made her first career start against Wake Forest (2/12)
- Had a team-high eight rebounds in the upset win over No. 4 FSU (2/16)

## HIGH SCHOOL/CLUB

- Named Sportswoman of the Year, the most prestigious award in Luxembourg, for her performance in the 2014-15 season
- Helped lead her Amicale Steinsel team to the 2016 National Championship of Luxembourg
- Voted to the 2016 Luxembourgish League All-Star Game roster
- Was named the Eurobasket.com Player of the Week (Nov. 9, 2015) after scoring 21 points with nine rebounds and four assists in a victory over Sparta
- A three-time MVP of the U16 and U18 divisions, she helped her team win the Luxembourg Cup in 2014 and guided them to second place finishes in the U14, U16 and U18 championships.

## 2017-18 GAME-BY-GAME:

Opponent	GS	FG-FGA	3FG-3FGA	FT-FTA	Off-Def	Total Reb	PF	Points	A	TO	Blk	Stl	Min
at Miss St	2-3	1-1	0-0	0-3	3	4	5	0	1	0	0	0	17
CENT CONN	2-3	0-0	0-0	3-3	6	0	4	1	0	0	0	1	18
GEORGIA	0-3	0-0	0-0	0-3	3	1	0	0	2	0	0	0	18
at Dayton *	0-0	0-0	0-0	0-3	3	3	0	2	1	0	0	0	20
HAMPTON	2-3	0-0	0-0	0-3	3	1	4	1	0	0	0	2	20
HARVARD	1-3	0-0	0-2	4-2	6	1	2	1	1	0	0	1	16
DUQUESNE	3-8	0-2	0-0	3-1	4	2	6	2	1	0	0	0	25
MARYLAND	1-2	0-1	0-2	3-1	4	1	2	2	2	0	0	1	25
UNCG	1-2	0-1	0-2	3-1	4	1	2	2	2	0	0	1	25
at Rutgers	1-2	0-0	0-0	1-3	4	1	2	2	1	0	0	1	27
vs Ohio	3-5	0-1	0-0	2-1	3	1	6	1	0	0	0	0	21
vs Indiana	0-0	0-0	2-2	3-2	5	2	2	2	0	1	0	0	22
MANHATTAN	3-8	0-0	0-0	2-2	4	2	6	1	1	0	0	1	20
PITT	2-4	0-0	0-0	2-1	3	0	4	1	1	1	1	2	23
SYRACUSE	1-1	0-0	0-0	0-0	0	1	2	0	0	0	0	0	12
at NC State	1-3	1-2	0-0	1-2	3	1	3	2	1	0	0	0	18
CLEMSON	1-2	0-1	0-0	1-4	5	2	2	1	1	1	0	0	18
at BC	1-4	0-0	0-0	2-3	5	0	2	0	1	1	0	0	19
at Duke	1-1	0-0	0-0	0-1	1	2	2	0	0	0	0	1	11
VA TECH	0-0	0-0	0-0	0-1	1	1	0	3	0	0	0	2	12
UNC	0-1	0-0	0-0	2-4	6	0	0	5	3	1	0	0	16
at Ga Tech	0-2	0-1	0-2	1-4	5	0	0	1	3	0	0	0	11
LOUISVILLE	0-0	0-0	0-0	0-0	0	0	0	0	0	1	0	0	11
at FSU	1-3	0-1	0-0	0-1	1	0	2	0	1	0	0	2	16
at Va Tech *	0-0	0-0	0-0	0-2	2	1	0	1	1	0	0	1	20
NOTRE DAME													
MIAMI													
at Louisville													
at Wake													

## SINGLE GAME BESTS

### POINTS

Season: 6 vs Duquesne (11/26)

Career: 9 vs Nebraska (11/26)

### REBOUNDS

Season: 6 (several)

Career: 8 vs Florida State (2/16)

### FG MADE

Season:

Career: 4 vs Nebraska (11/26)

### FG ATTEMPTS

Season:

Career: 5 (2x)

### 3 PT FG MADE

Season:

Career:

### 3 PT FG ATTEMPTS

Season:

Career: 2

### FT MADE

Season:

Career:

### FT ATTEMPTS

Season:

Career:

### ASSISTS

Season: 5 vs North Carolina (1/25)

Career: 5 vs North Carolina (1/25/18)

### BLOCKS

Season:

Career:

### STEALS

Season:

Career: 3 (2x) last at Syracuse (01/02)

## VIRGINIA CAREER STATISTICS

Year	G-GS	Min/Avg	FG-FGA	Pct.	3FG-A	Pct.	FT-FTA	Pct.	O-D	T	Avg.	Pf-DQ	Ast	TO	Blk	St	Pts	Avg
2016-17	32-9	521/16.3	34-80	.425	4-15	.267	6-17	.353	45-38	83	2.6	27-0	22	29	8	30	78	2.4
2017-18	25-2	449/18.0	25-57	.439	3-13	.231	5-12	.417	28-52	80	3.2	25-0	31	25	6	15	58	2.3
TOTAL	57-11	970/17.0	59-137	.431	7-28	.250	11-29	.379	73-90	163	2.9	52-0	53	54	14	45	136	2.4

# 32 MONÉ JONES



6-3 • Junior • Forward • Durham, N.C. • Riverside High School

## AT VIRGINIA

### 2017-18

- Missed 10 games, beginning with Hampton (11/21) with a foot injury. Dressed for the Syracuse game (12/31), but did not play. Returned to action against Clemson (1/7)

### 2016-17

- Missed the first eight games of the season with a leg injury
- Made her season debut against UIC, scoring 3 ptt in 12 minutes (12/16)
- Scored nine points in 18 minutes against MDES (12/21)

## SINGLE GAME BESTS

### POINTS

#### Season:

Career: 10 vs Norfolk State (11/16/15)

### REBOUNDS

#### Season:

Career: 7 vs NJIT (12/5/15)

### FG MADE

#### Season:

Career: 3 at MT (11/13/15)

### FG ATTEMPTS

#### Season:

Career: 8 at MT (11/13/15)

### 3 PT FG MADE

#### Season:

Career:

### 3 PT FG ATTEMPTS

#### Season:

Career:

### FT MADE

#### Season:

Career: 4 vs Norfolk State (11/16/15)

### FT ATTEMPTS

#### Season:

Career: 4, 2x last vs Tulane (11/28/15)

### ASSISTS

#### Season:

Career: 1

### BLOCKS

#### Season:

Career: 2

### STEALS

#### Season:

Career: 3

## 2017-18 GAME-BY-GAME:

Opponent	GS	FG-FGA	3FG-3FGA	FT-FTA	Off-Def	Total Reb	PF	Points	A	TO	Blk	Stl	Min
at Miss St		0-3	0-0	0-0	0-0	0	1	0	2	1	0	0	19
CENT CONN		3-4	0-0	0-0	0-0	0	4	6	2	0	0	0	16
GEORGIA		0-1	0-0	0-0	0-0	0	0	0	0	2	0	0	8
at Dayton		0-0	0-0	0-0	1-0	1	0	0	1	0	0	0	4
HAMPTON		INJ											
HARVARD		INJ											
DUQUESNE		INJ											
MARYLAND		INJ											
UNCG		INJ											
at Rutgers		INJ											
vs Ohio		INJ											
vs Indiana		INJ											
MANHATTAN		INJ											
PITT		INJ											
SYRACUSE		DNP											
at NC State		DNP											
CLEMSON		0-1	0-0	1-2	0-1	1	0	1	0	0	0	0	9
at BC		0-0	0-0	0-0	0-0	0	0	0	0	0	0	0	4
at Duke		DNP											
VA TECH		0-1	0-0	0-0	0-0	0	0	0	0	0	0	0	3
UNC		0-1	0-0	0-0	0-0	0	0	0	0	0	0	0	7
at Ga Tech		DNP											
LOUISVILLE		0-0	0-0	0-0	0-0	0	0	0	0	0	1	0	11
at FSU		0-1	0-0	1-2	0-0	0	0	1	0	0	0	0	10
at Va Tech		0-0	0-0	0-0	2-0	2	0	0	1	0	0	0	7
NOTRE DAME													
MIAMI													
at Louisville													
at Wake													

## VIRGINIA CAREER STATISTICS

Year	G-GS	Min/Avg	FG-FGA	Pct.	3FG-A	Pct.	FT-FTA	Pct.	O-D	T	Avg.	Pf-DQ	Ast	TO	Blk	St	Pts	Avg
2015-16	33-1	572/17.3	37-101	.366	0-3	.000	24-32	.750	30-57	87	2.6	69-2	21	43	19	18	98	3.0
2016-17	25-0	243/9.7	12-38	.316	4-12	.333	12-15	.800	8-13	21	0.8	20-1	3	13	2	5	40	1.6
2017-18	11-0	98/8.9	3-12	.250	0-0	.000	2-4	.500	3-1	4	0.4	5-0	6	3	1	0	8	0.7
TOTAL	69-1	913/13.2	52-151	.344	4-15	.267	38-51	.745	41-71	112	1.6	94-3	30	59	22	23	146	2.1

# 3 LAUREN MOSES



6-2 • Senior • Forward • Mount Holly, N.J. • Rancocas High School

## AT VIRGINIA

### 2017-18 SEASON

- Vying to become the 34th member of the UVA 1,000 point club, currently sitting on 994 career points (as of 2/12)
- Became the eighth player in program history to block 100 shots in her career at Virginia Tech (2/11)
- Changed jersey number to three for senior season, after wearing 21 for her first three years
- Was out of the starting lineup at Dayton, but returned against Hampton (11/21)
- Named to the Cavalier Classic all-tournament team after getting a double-double of 13 points and 10 rebounds against Harvard (11/25), her second time earning all-tourney honors at the Cav Classic after also doing so in 2015
- Scored a then-season-high 14 points in the win over Indiana (12/18) only to top it the next game with a 16-point performance against Manhattan (12/21). She started the game against the Jaspers making six of her first seven field goal attempts, scoring her first 14 points in 14 minutes on the floor
- Scored 11 points (going 5-of-7 from the floor) with seven rebounds in the win over Virginia Tech. Had an important and-one and took a crucial charge in the final two minutes (1/21)
- Just missed a double-double with 14 points and 9 rebounds against North Carolina (1/25)

### 2016-17 SEASON

- ACC All-Academic Team
- Named to the South Point Shootout All-Tournament Team after scoring 19 points in the win over Nebraska (11/26)

### 2017-18 GAME-BY-GAME

Opponent	GS	FG-FGA	3FG-3FGA	FT-FTA	Off-Def	Total Reb	PF	Points	A	TO	Blk	Stl	Min
at Miss St	*	1-6	0-0	0-0	1-2	3	1	2	1	0	1	2	18
CENT CONN	*	4-6	0-0	1-2	3-3	6	0	9	2	1	1	3	17
GEORGIA	*	2-4	0-0	1-2	0-0	0	1	5	1	3	0	1	19
at Dayton		3-12	0-0	1-1	3-2	5	1	7	0	2	0	2	27
HAMPTON	*	4-7	0-0	1-2	1-4	5	4	9	0	1	1	2	25
HARVARD	*	4-11	0-0	5-8	6-4	10	2	13	0	1	1	2	28
DUQUESNE	*	1-8	0-0	1-2	5-1	6	0	3	1	0	1	0	23
MARYLAND	*	0-3	0-0	3-4	6-5	11	3	3	2	3	2	1	29
UNCG													
at Rutgers													
vs Ohio		2-2	0-0	3-4	3-2	5	2	7	0	3	1	0	13
vs Indiana		4-8	0-0	6-8	0-0	0	3	14	1	2	1	5	29
MANHATTAN		7-9	0-0	2-2	2-2	4	3	16	0	2	0	1	21
PITT		1-3	0-0	2-2	5-2	7	2	4	0	1	0	2	19
SYRACUSE		2-7	0-1	1-2	1-1	2	2	5	1	3	1	3	20
at NC State		3-6	0-0	3-5	1-2	3	5	9	0	2	0	0	20
CLEMSON		5-8	0-0	1-3	2-1	3	1	11	1	0	0	1	19
at BC		3-7	0-0	0-0	3-0	3	1	6	1	2	0	1	22
at Duke		0-2	0-0	0-0	2-1	3	5	0	1	1	0	0	16
VA TECH		5-7	0-0	1-1	2-5	7	1	11	1	2	0	0	20
UNC		5-13	0-0	4-5	2-7	9	3	14	1	1	0	3	22
at Ga Tech		3-6	0-0	0-0	0-5	5	3	6	0	0	3	1	19
LOUISVILLE		1-4	0-0	0-2	1-2	3	2	2	0	1	0	0	16
at FSU		2-6	0-0	1-2	2-2	4	5	5	1	0	0	1	16
at Va Tech		3-4	0-0	2-2	2-1	3	4	8	1	1	1	0	13
NOTRE DAME													
MIAMI													
at Louisville													
at Wake													

## SINGLE GAME BESTS

### POINTS

Season: 16 vs Manhattan (12/21)  
Career: 27 at Richmond (11/16/16)

### REBOUNDS

Season: 11 vs Maryland (11/29)  
Career: 15 at Boston College (02/14/16)

### FG MADE

Season: 4  
Career: 9 (2x) last vs Louisville (1/5/17)

### FG ATTEMPTS

Season: 12 at Dayton (11/19)  
Career: 17 at Miami (2/9/17)

### FG SHOOTING

Season: 7-of-9 vs Manhattan (12/21)  
Career: 7-of-8 vs Coppin St (12/28/15)

### FT MADE

Season: 6 vs Indiana (12/18)  
Career: 8 at Wake Forest (1/10/16)

### FT ATTEMPTS

Season: 8 vs Indiana (12/18)  
Career: 13 at Wake Forest (1/10/16)

### FT PERCENTAGE

Season:  
Career: 9-9 at Richmond (11/16)

### ASSISTS

Season:  
Career: 4 (2x) last at Richmond (11/16/16)

### BLOCKS

Season:  
Career: 3 (4x)

### STEALS

Season: 5 vs Indiana (12/18)  
Career: 6 at Duke (2/4/16)

### DOUBLE DOUBLES

Season: 1 vs Harvard (11/25)  
Career: 9, last vs Harvard (11/25)

## VIRGINIA CAREER STATISTICS

Year	G-GS	Min/Avg	FG-FGA	Pct.	3FG-A	Pct.	FT-FTA	Pct.	O-D	T	Avg.	Pf-DQ	Ast	TO	Blk	St	Pts	Avg
2014-15	31-30	731/23.6	77-183	.421	0-1	.000	35-66	.530	66-111	177	5.7	95-5	26	64	34	26	189	6.1
2015-16	34-34	969/28.5	128-293	.437	0-1	.000	65-115	.565	101-135	236	6.9	104-5	33	72	24	52	321	9.4
2016-17	33-33	874/26.5	134-281	.477	0-0	.000	47-75	.627	67-120	187	5.7	93-3	35	65	28	43	315	9.5
2017-18	23-7	471/20.5	65-149	.436	0-1	.000	39-59	.661	53-54	107	4.7	54-3	16	32	14	31	169	7.3
TOTAL	121-104	3045/25.2	404-906	.446	0-3	.000	186-315	.590	287-420	707	5.8	346-16	110	233	100	152	994	8.2

# 35 SHAKYNA PAYNE



6-3 • R-Sophomore • Forward • Acworth, Ga. • SW Atlanta Christian Academy

## AT VIRGINIA 2017-18

- Scored her first career points against Central Connecticut (11/12)
- Grabbed three rebounds against CCSU (11/12) and Ohio (12/17)

## 2016-17

- Made her collegiate debut in the South Point Shootout game against Nebraska, playing seven minutes

## 2015-16

- Missed the entire season with a leg injury

## HIGH SCHOOL

- Played four years of varsity basketball, playing three years at Etowah before finishing her senior year at Southwest Atlanta Christian Academy
- Was an honorable mention All-County player in 2011 before earning second-team honors in 2012 and then being named to the first-team in 2013
- 2014 Atlanta Journal Constitution All-State Class A Second Team
- Scored over 1,100 points in her prep career, averaging 12.6 points per game as a junior and 14.2 points with 7.3 rebounds per game her senior season
- Also played two years of varsity volleyball at Etowah as a middle blocker

## 2017-18 GAME-BY-GAME

Opponent	GS	FG-FGA	3FG-3FGA	FT-FTA	Off-Def	Total Reb	PF	Points	A	TO	Blk	Stl	Min
at Miss St		DNP											
CENT CONN		2-2	0-0	0-0	0-3	3	3	4	0	2	0	0	13
GEORGIA		DNP											
at Dayton		DNP											
HAMPTON		DNP											
HARVARD		DNP											
DUQUESNE		DNP											
MARYLAND		DNP											
UNCG		0-1	0-0	0-0	0-0	0	1	0	0	0	0	0	3
at Rutgers		DNP											
vs Ohio		0-1	0-0	1-2	2-1	3	1	1	0	1	0	0	3
vs Indiana		DNP											
MANHATTAN		0-1	0-0	0-0	0-0	0	1	0	0	1	0	1	4
PITT		DNP											
SYRACUSE		DNP											
at NC State		DNP											
CLEMSON		0-1	0-0	0-0	0-0	0	0	0	0	0	0	0	5
at BC		DNP											
at Duke		DNP											
VA TECH		DNP											
UNC		DNP											
at Ga Tech		DNP											
LOUISVILLE		0-0	0-0	0-0	0-0	0	1	0	0	0	0	0	2
at FSU		DNP											
at Va Tech		DNP											
NOTRE DAME													
MIAMI													
at Louisville													
at Wake													

## SINGLE GAME BESTS

### POINTS

Season: 4 vs CCSU (11/12)

### REBOUNDS

Season: 3 (2x) last vs Ohio (12/17)

### FG MADE

Season:

### FG ATTEMPTS

Season:

### 3 PT FG MADE

Season:

### 3 PT FG ATTEMPTS

Season:

### FT MADE

Season:

### FT ATTEMPTS

Season:

### ASSISTS

Season:

### BLOCKS

Season:

### STEALS

Season:

## VIRGINIA CAREER STATISTICS

Year	G-GS	Min/Avg	FG-FGA	Pct.	3FG-A	Pct.	FT-FTA	Pct.	O-D	T	Avg.	Pf-DQ	Ast	TO	Blk	St	Pts	Avg
2015-16	INJURED																	
2016-17	5-0	19/3.8	0-4	.000	0-0	.000	0-2	.000	0-2	2	0.4	1-0	0	1	1	0	0	0.0
2017-18	6-0	30/5.0	2-6	.333	0-0	.000	1-2	.500	2-4	6	1.0	7-0	0	4	0	1	5	0.8
TOTAL	11-0	49/4.5	2-10	.200	0-0	.000	1-4	.250	2-6	8	0.7	8-0	0	5	1	1	5	0.5

# 1 BRIANNA TINSLEY



5-7 • Freshman • Guard • Madison, Va. • St. Anne's-Belfield

## AT VIRGINIA 2017-18

- Made her collegiate debut at Mississippi State, grabbing two rebounds in her first two minutes on the floor. Finished the game with seven points and two rebounds (11/10)
- Made her first career start at Dayton (11/19)
- Scored a season-high 10 points against North Carolina (1/25); followed with eight points and a season-high five rebounds at Georgia Tech (1/28)

## HIGH SCHOOL/CLUB

- Two-time Scrimmage Play area Player of the Year
- Three-time First Team All-Central Virginia Team
- Three-time First Team VISAA Division I All-State
- Four-time All-LIS selection
- Competed in ASSIST Women's 2017 National All-American Senior High School Basketball All Star Game
- Averaged 15.2 points, 3.9 assists, 3.9 steals and 3.4 rebounds per game in her four-year career, averaging 17.8 points her senior season
- Also ran track, 200m Conference/State Champion
- 100m Conference/State Runner Up

## 2017-18 GAME-BY-GAME

Opponent	GS	FG-FGA	3FG-3FGA	FT-FTA	Off-Def	Total Reb	PF	Points	A	TO	Blk	Stl	Min
at Miss St		2-4	1-1	2-2	0-2	2	1	7	1	4	0	0	18
CENT CONN		1-8	1-3	0-0	2-2	4	1	3	3	1	0	0	23
GEORGIA		1-1	1-1	0-0	0-1	1	1	3	1	2	0	1	15
at Dayton	*	0-5	0-1	0-0	0-1	1	0	0	1	0	0	0	11
HAMPTON	*	3-5	0-1	0-0	0-1	1	2	6	0	5	1	1	23
HARVARD	*	0-6	0-5	1-2	0-1	1	0	1	0	0	0	1	17
DUQUESNE	*	1-1	1-1	0-0	0-2	2	2	3	3	1	0	0	19
MARYLAND	*	0-3	0-1	0-0	0-2	2	2	0	2	1	0	2	16
UNCG	*	1-3	0-2	2-4	0-1	1	3	4	3	1	0	1	22
at Rutgers	*	1-2	1-1	2-2	0-1	1	3	5	0	3	0	0	20
vs Ohio	*	1-6	1-4	0-0	0-3	3	1	3	5	3	0	0	28
vs Indiana	*	2-8	1-4	0-0	0-4	4	1	5	4	3	0	0	21
MANHATTAN	*	3-4	1-2	1-2	0-1	1	0	8	2	2	0	1	19
PITT	*	2-5	1-3	0-0	0-1	1	0	5	1	1	0	0	14
SYRACUSE	*	1-5	1-3	2-2	3-0	3	2	5	1	0	0	2	17
at NC State	*	1-2	1-2	2-2	1-0	1	2	5	2	2	0	1	19
CLEMSON	*	2-5	1-3	0-0	0-1	1	1	5	1	1	0	0	23
at BC	*	2-3	0-1	1-1	0-0	0	4	5	1	2	0	0	20
at Duke	*	2-4	2-2	0-0	1-2	3	1	6	3	4	0	1	29
VA TECH	*	1-5	1-3	0-0	0-1	1	1	3	0	1	0	0	22
UNC	*	4-7	2-4	0-0	0-2	2	2	10	3	0	0	1	28
at Ga Tech	*	2-4	1-2	3-4	0-5	5	1	8	1	5	0	0	17
LOUISVILLE	*	1-6	0-4	2-2	0-2	2	1	4	1	6	0	2	27
at FSU	*	1-2	1-2	0-0	0-0	0	0	3	0	1	0	0	10
at Va Tech	*	1-2	0-1	0-0	1-1	2	3	2	0	3	0	0	14
NOTRE DAME													
MIAMI													
at Louisville													
at Wake													

## SINGLE GAME BESTS

### POINTS

Season: 8 vs Manhattan (12/21)

### REBOUNDS

Season: 5 at Georgia Tech (1/28)

### FG MADE

Season: 4 vs North Carolina (1/25)

### FG ATTEMPTS

Season: 8 vs Indiana (12/18)

### 3 PT FG MADE

Season:

### 3 PT FG ATTEMPTS

Season: 5 vs Harvard (11/25)

### FT MADE

Season: 2

### FT ATTEMPTS

Season: 4

### ASSISTS

Season: 5 vs Ohio (12/17)

### BLOCKS

Season:

### STEALS

Season:

## VIRGINIA CAREER STATISTICS

Year	G-GS	Min/Avg	FG-FGA	Pct.	3FG-A	Pct.	FT-FTA	Pct.	O-D	T	Avg.	Pf-DQ	Ast	TO	Blk	St	Pts	Avg
2017-18	25-22	492/19.7	36-106	.340	19-57	.333	18-23	.783	8-37	45	1.8	35-0	39	52	1	14	109	4.4

# 4 DOMINIQUE TOUSSAINT



5-9 • Sophomore • Guard • Staten Island, N.Y. • Christ the King

## AT VIRGINIA 2017-18

- Opened the season by scoring a team-high 17 points at Mississippi State (11/10) and followed with another 17-point game against Central Connecticut (11/12)
- Scored a team-high 18 points against Georgia (11/16)
- Scored five baskets and had six assists in the win over Hampton (11/21)
- Scored 12 points with six rebounds and six assists at Florida State (2/8)

## 2016-17

- ACC All-Freshman Team
- Third among ACC freshmen in points per game (9.5)
- Was in the starting lineup for her collegiate debut, scoring 16 points with five rebounds against Middle Tennessee (11/11)
- Was named to the Cavalier Classic All-Tournament Team after scoring a team-high 17 points in the finale against Dayton (12/29)
- Named the ACC Rookie of the Week (Feb. 6) after scoring a team-high 16 points in the Cavaliers' overtime win against Georgia Tech, scoring UVA's final eight points of the first quarter, keying the Cavaliers to a 19-14 lead at the first break. Toussaint added another 10 points against Duke, leading the Cavaliers in scoring for the second-straight game
- Hit the game-tying three-pointer at the buzzer to send the Syracuse game into overtime (1/5)
- Scored 16 points in the victory at Clemson (1/19)
- Scored career-high 19 points, incl. 12 in OT, in the win over Wake (2/12)
- Led the team in scoring in the upset of No. 4 FSU with 14 points, eight coming in the fourth quarter
- Scored 10 pts with 5 reb in ACC Tourney win over Wake (3/2)

## HIGH SCHOOL/CLUB

- 2016 Miss New York Basketball, 2016 Gatorade New York State Girls' Bas-

## 2017-18 GAME-BY-GAME

Opponent	GS	FG-FGA	3FG-3FGA	FT-FTA	Off-Def	Total Reb	PF	Points	A	TO	Blk	Stl	Min
at Miss St	*	5-10	1-3	6-7	2-4	6	4	17	3	8	0	1	24
CENT CONN	*	6-14	3-7	2-2	1-1	2	1	17	3	0	0	3	18
GEORGIA	*	6-18	2-5	4-7	1-2	3	1	18	5	3	0	1	36
at Dayton	*	3-13	1-3	2-2	0-2	2	4	9	4	0	0	1	35
HAMPTON	*	5-11	1-6	3-6	0-3	3	2	14	6	3	0	2	34
HARVARD	*	2-12	1-3	0-0	0-3	3	2	5	2	2	0	0	37
DUQUESNE	*	5-12	1-3	0-0	0-2	2	3	11	2	3	0	0	27
MARYLAND	*	8-18	2-5	0-1	0-2	2	3	18	2	6	0	1	35
UNCG	*	4-7	1-3	2-2	0-4	4	2	11	1	3	0	1	26
at Rutgers	*	0-4	0-1	0-0	0-0	0	2	0	1	1	0	0	9
vs Ohio	*	5-9	3-6	0-0	0-6	6	3	13	5	5	0	2	26
vs Indiana	*	4-10	1-5	3-5	0-3	3	3	12	4	5	0	3	39
MANHATTAN	*	2-5	0-2	1-2	0-4	4	1	5	5	1	0	2	30
PITT	*	4-17	2-8	6-6	0-4	4	1	16	7	1	0	3	36
SYRACUSE	*	3-10	1-5	2-2	0-5	5	4	9	6	3	0	2	32
at NC State	*	4-9	2-5	1-2	0-4	4	5	11	1	1	0	0	20
CLEMSON	*	4-8	2-5	0-0	0-3	3	3	10	5	1	0	1	25
at BC	*	5-8	2-3	0-0	0-2	2	2	12	7	2	0	0	22
at Duke	*	2-8	2-8	0-0	0-0	0	4	6	3	3	0	0	24
VA TECH	*	5-15	2-7	2-2	0-3	3	1	14	3	4	0	1	37
UNC	*	4-6	3-5	2-2	0-4	4	3	13	5	2	0	0	24
at Ga Tech	*	2-5	0-0	0-0	0-3	3	5	4	2	8	1	0	31
LOUISVILLE	*	2-7	0-2	0-2	1-1	2	2	4	2	4	0	1	25
at FSU	*	4-13	1-4	3-4	0-6	6	2	12	6	4	0	2	36
at Va Tech	*	5-17	0-3	5-6	2-3	5	3	15	2	1	0	0	33
NOTRE DAME													
MIAMI													
at Louisville													
at Wake													

## SINGLE GAME BESTS

### POINTS

Season: 18 (2x) last vs Maryland (11/29)  
Career: 19 vs Wake Forest (2/12/17)

### REBOUNDS

Season: 6 vs CCSU (11/12)  
Career: 9 at Richmond (11/16/16)

### FG MADE

Season: 8 vs Maryland (11/29)  
Career: 8 vs Maryland (11/29/18)

### FG ATTEMPTS

Season: 18 (2x)  
Career: 18 (2x)

### 3 PT FG MADE

Season: 3 (several)  
Career:

### 3 PT FG ATTEMPTS

Season: 8 vs Pitt (12/28)  
Career: 8 (2x)

### FT MADE

Season: 6 (2x) last vs Pitt (12/28)  
Career: 6 (2x)

### FT ATTEMPTS

Season: 8 (several)  
Career: 8 (several)

### FT PERCENTAGE

Season: 6-6 vs Pitt (12/28)  
Career: 6-6 vs Pitt (12/28/17)

### ASSISTS

Season: 7 (2x) last at BC (1/11)  
Career: 7 (2x) last at BC (1/11/18)

### BLOCKS

Season:  
Career: 2

### STEALS

Season: 3 vs CCSU (11/12)  
Career: 4 at BGSU (12/4/16)

## VIRGINIA CAREER STATISTICS

Year	G-GS	Min/Avg	FG-FGA	Pct.	3FG-A	Pct.	FT-FTA	Pct.	O-D	T	Avg.	Pf-DQ	Ast	TO	Blk	St	Pts	Avg
2016-17	31-30	808/26.1	113-288	.392	25-82	.305	44-59	.746	19-82	101	3.3	77-2	74	96	4	42	295	9.5
2017-18	25-24	721/28.8	99-266	.372	34-107	.318	44-60	.733	7-74	81	3.2	66-2	92	74	1	27	276	11.0
TOTAL	56-54	1529/27.3	212-554	.383	59-189	.312	88-119	.739	26-156	182	3.3	143-4	166	170	5	69	571	10.2

# 13 JOCELYN WILLOUGHBY



6-0 • Sophomore • Forward/Guard • East Orange, N.J. • Newark Academy

## AT VIRGINIA 2017-18

- Scored a team-high 19 points in the win over Central Connecticut and followed that with a 17-point performance against Georgia (11/16)
- Scored 11 points in 22 minutes against UNCG, going 5-of-7 from the field (12/2)
- Led team with 14 points at Rutgers (12/4)
- Scored 18 points on 7-of-9 shooting with 11 rebounds for her first double-double of the season at BC (1/11); followed that with a second straight double-double at Duke with 11 points and 10 rebounds
- Scored eight points with 10 rebounds (including six o-boards) at FSU (2/8)

## 2016-17

- ACC All-Freshman Team; ACC All-Academic Team
- Second among ACC freshmen in rebounding (6.2 per game) and leads the conference rookies in steals per game (1.7 per game, 55 overall)
- Third among ACC freshmen in scoring at 9.2 points per game
- Became the first freshman to lead UVA in rebounding since Brandi Teamer in 2002 and the first freshman guard to do so since Chrissy Reese in 1980
- Only player on the 2016-17 team to have two 20-point games in the season

## HIGH SCHOOL/CLUB

- 2016 Gatorade New Jersey Girl's Basketball Player of the Year

## SINGLE GAME BESTS

### POINTS

Season: 19 vs CCSU (11/12)  
Career: 25 at Saint Joseph's (3/17/17)

### REBOUNDS

Season: 11 at BC (1/11)  
Career: 11 (2x) last at BC (1/11)

### FG MADE

Season: 8 vs CCSU (11/12)  
Career: 10 at Saint Joseph's (3/17/17)

### FG ATTEMPTS

Season: 14 at Rutgers (12/4)  
Career: 14 (2x) last at Rutgers (12/4/17)

### 3 PT FG MADE

Season: 2

### 3 PT FG ATTEMPTS

Season: 4

### FT MADE

Season: 6 at NC State (1/4)  
Career: 12 vs Dayton (12/29/16)

### FT ATTEMPTS

Season: 6 at NC State (1/4)  
Career: 14 vs Dayton (12/29/16)

### FT PERCENTAGE

Season: 6-6 at NC State (1/4)  
Career: 12-of-14 (.857) vs Dayton (12/29/16)

### ASSISTS

Season:  
Career: 4 at Notre Dame (1/29/17)

### BLOCKS

Season:  
Career: 3 vs UMBC (12/28/16)

### STEALS

Season:  
Career: 6 at Georgia (12/19/16)

### DOUBLE DOUBLES

Season: 2 last at Duke (1/14)  
Career: 4 last at Duke (1/14/18)

## 2017-18 GAME-BY-GAME:

Opponent	GS	FG-FGA	3FG-3FGA	FT-FTA	Off-Def	Total Reb	PF	Points	A	TO	Blk	Stl	Min
at Miss St	*	3-4	0-0	0-0	0-6	6	4	6	0	1	0	1	20
CENT CONN	*	8-13	1-1	2-3	1-3	4	0	19	2	1	0	1	21
GEORGIA	*	6-10	1-1	4-5	0-2	2	5	17	0	2	1	2	33
at Dayton	*	4-13	1-3	0-0	3-2	5	4	9	1	5	0	5	31
HAMPTON	*	6-9	1-1	2-2	2-4	6	5	15	0	1	0	1	30
HARVARD	*	4-11	2-4	2-4	7-1	8	3	12	1	4	1	2	37
DUQUESNE	*	3-10	0-1	0-0	0-4	4	5	6	2	2	0	2	30
MARYLAND	*	4-10	0-0	0-0	1-6	7	3	8	1	3	0	3	34
UNCG	*	5-7	1-1	0-0	0-2	2	3	11	1	0	0	0	22
at Rutgers	*	5-14	2-4	2-2	0-2	2	2	14	1	3	0	1	38
vs Ohio	*	3-6	0-1	2-2	0-2	2	4	8	1	2	0	0	29
vs Indiana	*	3-6	0-1	2-2	0-2	2	4	8	1	2	0	0	29
MANHATTAN	*	3-8	0-0	0-0	2-2	4	2	6	1	1	0	1	20
PITT	*	0-5	0-0	4-6	3-6	9	1	4	0	3	0	2	31
SYRACUSE	*	2-6	1-2	3-4	1-0	1	2	8	0	3	0	4	29
at NC State	*	2-7	0-2	6-6	0-3	3	3	10	2	1	0	2	31
CLEMSON	*	5-9	2-3	4-4	0-5	5	1	16	0	3	0	1	28
at BC	*	7-9	2-3	2-2	1-10	11	3	18	3	1	0	0	32
at Duke	*	4-11	3-5	0-0	1-9	10	1	11	1	3	1	0	37
VA TECH	*	3-6	0-1	4-4	0-8	8	4	10	0	1	0	2	31
UNC	*	4-12	0-3	1-1	1-3	4	1	9	2	1	0	3	29
at Ga Tech	*	1-2	0-0	4-4	0-3	3	2	6	1	3	1	2	30
LOUISVILLE	*	3-8	0-0	0-0	2-2	4	3	6	1	1	0	0	19
at FSU	*	3-11	0-1	2-2	6-4	10	4	8	2	3	0	0	30
at Va Tech	*	5-9	2-3	1-2	1-3	4	3	13	4	1	0	2	31
NOTRE DAME													
MIAMI													
at Louisville													
at Wake													

## VIRGINIA CAREER STATISTICS

Year	G-GS	Min/Avg	FG-FGA	Pct.	3FG-A	Pct.	FT-FTA	Pct.	O-D	T	Avg.	Pf-DQ	Ast	TO	Blk	St	Pts	Avg
2016-17	33-33	987/29.9	109-288	.378	8-39	.205	98-132	.742	71-133	204	6.2	110-8	55	94	13	55	324	9.8
2017-18	25-25	726/29.0	95-213	.446	19-40	.475	45-53	.849	32-95	127	5.1	68-3	29	49	4	37	254	10.2
TOTAL	58-58	1713/29.5	204-501	.407	27-79	.342	143-185	.773	103-228	331	5.7	178-11	84	143	17	92	578	10.0



**2017-18 Virginia Women's Basketball  
Virginia Combined Team Statistics (as of Feb 11, 2018)  
All games**

<b>RECORD:</b>	<b>OVERALL</b>	<b>HOME</b>	<b>AWAY</b>	<b>NEUTRAL</b>
ALL GAMES	16-9	10-4	4-5	2-0
CONFERENCE	9-3	5-1	4-2	0-0
NON-CONFERENCE	7-6	5-3	0-3	2-0

#	Player	gp-gs	min	avg	Total		3-Point		F-Throw		Rebounds				pf	dq	a	to	blk	stl	pts	avg
					fg-fga	fg%	3fg-fga	3fg%	ft-fta	ft%	off	def	tot	avg								
04	Dominique Toussaint	25-24	721	28.8	99-266	.372	34-107	.318	44-60	.733	7	74	81	3.2	66	2	92	74	1	27	276	11.0
23	Aliyah Huland El	25-20	690	27.6	100-223	.448	34-92	.370	41-49	.837	31	57	88	3.5	53	0	36	48	20	23	275	11.0
13	Jocelyn Willoughby	25-25	726	29.0	95-213	.446	19-40	.475	45-53	.849	32	95	127	5.1	68	3	29	49	4	37	254	10.2
10	J'Kyra Brown	25-4	704	28.2	83-200	.415	45-112	.402	33-49	.673	13	84	97	3.9	44	1	56	60	3	22	244	9.8
03	Lauren Moses	23-7	471	20.5	65-149	.436	0-1	.000	39-59	.661	53	54	107	4.7	54	3	16	32	14	31	169	7.3
30	Felicia Aiyeotan	25-21	566	22.6	82-164	.500	0-0	.000	17-33	.515	60	124	184	7.4	37	0	19	45	60	5	181	7.2
01	Brianna Tinsley	25-22	492	19.7	36-106	.340	19-57	.333	18-23	.783	8	37	45	1.8	35	0	39	52	1	14	109	4.4
14	Lisa Jablonowski	25-2	449	18.0	25-57	.439	3-13	.231	5-12	.417	28	52	80	3.2	25	0	31	25	6	15	58	2.3
02	Jae'Lisa Allen	6-0	44	7.3	4-9	.444	0-0	.000	1-2	.500	2	3	5	0.8	4	0	2	2	1	2	9	1.5
05	Khyasia Caldwell	12-0	34	2.8	5-11	.455	1-2	.500	2-4	.500	1	1	2	0.2	12	0	1	2	0	1	13	1.1
35	Shakyna Payne	6-0	30	5.0	2-6	.333	0-0	.000	1-2	.500	2	4	6	1.0	7	0	0	4	0	1	5	0.8
32	Mone Jones	11-0	98	8.9	3-12	.250	0-0	.000	2-4	.500	3	1	4	0.4	5	0	6	3	1	0	8	0.7
Team											44	58	102				9					
Total.....		25	5025		599-1416	.423	155-424	.366	248-350	.709	284	644	928	37.1	410	9	327	405	111	178	1601	64.0
Opponents.....		25	5025		543-1447	.375	161-536	.300	252-365	.690	310	570	880	35.2	402	-	283	389	65	206	1499	60.0

<b>TEAM STATISTICS</b>	<b>VA</b>	<b>OPP</b>	<b>Date</b>	<b>Opponent</b>	<b>Score</b>	<b>Att.</b>
SCORING	1601	1499	11/10/17	at Mississippi State	L 53-68	6811
Points per game	64.0	60.0	11/12/17	CENTRAL CONNECTICUT	w 103-59	3306
Scoring margin	+4.1	-	11/16/17	GEORGIA	L 61-64	3170
FIELD GOALS-ATT	599-1416	543-1447	11/19/17	at Dayton	L 46-61	1866
Field goal pct	.423	.375	11/21/17	HAMPTON	w 66-62	2546
3 POINT FG-ATT	155-424	161-536	11/25/17	HARVARD	w 50-48	2838
3-point FG pct	.366	.300	11/26/17	DUQUESNE	L 63-74	2846
3-pt FG made per game	6.2	6.4	11/29/17	MARYLAND	L 59-60	3082
FREE THROWS-ATT	248-350	252-365	12/02/17	UNCG	w 68-50	2642
Free throw pct	.709	.690	12/2/17	at Rutgers	L 43-52	1368
F-Throws made per game	9.9	10.1	12/17/17	vs Ohio	w 77-59	200
REBOUNDS	928	880	12/18/17	vs Indiana	Wot 82-72	150
Rebounds per game	37.1	35.2	12/21/17	MANHATTAN	w 69-47	2383
Rebounding margin	+1.9	-	* 12/28/17	PITTSBURGH	w 62-50	2822
ASSISTS	327	283	* 12/31/17	SYRACUSE	w 68-63	2979
Assists per game	13.1	11.3	* 1/4/18	at NC State	w 73-63	1801
TURNOVERS	405	389	* 01/07/18	CLEMSON	w 70-41	3995
Turnovers per game	16.2	15.6	* 1/11/18	at Boston College	w 68-57	1065
Turnover margin	-0.6	-	* 1-14-18	at #16/18 Duke	L 48-55	3856
Assist/turnover ratio	0.8	0.7	* 01/21/18	VIRGINIA TECH	w 61-52	4212
STEALS	178	206	* 01/25/18	NORTH CAROLINA	w 82-70	2971
Steals per game	7.1	8.2	* 1/28/18	at Georgia Tech	w 62-56	1601
BLOCKS	111	65	* 02/01/18	LOUISVILLE	L 41-77	2877
Blocks per game	4.4	2.6	* 02/08/18	at Florida State	L 62-77	2843
ATTENDANCE	42669	24294	* 02/11/18	at Virginia Tech	w 64-62	2733
Home games-Avg/Game	14-3048	9-2660				
Neutral site-Avg/Game	-	2-175				

\* - Conference game

<b>Score by Periods</b>	<b>1st</b>	<b>2nd</b>	<b>3rd</b>	<b>4th</b>	<b>OT</b>	<b>Totals</b>
Virginia	423	396	365	400	17	1601
Opponents	363	351	378	400	7	1499

**2017-18 Virginia Women's Basketball  
Virginia Combined Team Statistics (as of Feb 11, 2018)  
Conference games only**

<b>RECORD:</b>	<b>OVERALL</b>	<b>HOME</b>	<b>AWAY</b>	<b>NEUTRAL</b>
ALL GAMES	9-3	5-1	4-2	0-0
CONFERENCE	9-3	5-1	4-2	0-0
NON-CONFERENCE	0-0	0-0	0-0	0-0

#	Player	gp-gs	min	avg	Total		3-Point		F-Throw		Rebounds				pf	dq	a	to	blk	stl	pts	avg
					fg-fga	fg%	3fg-fga	3fg%	ft-fa	ft%	off	def	tot	avg								
23	Aliyah Huland El	12-11	368	30.7	54-122	.443	16-48	.333	24-28	.857	15	28	43	3.6	24	0	16	21	8	11	148	12.3
04	Dominique Toussaint	12-12	345	28.8	44-123	.358	17-55	.309	21-26	.808	3	38	41	3.4	35	2	49	34	1	10	126	10.5
13	Jocelyn Willoughby	12-12	358	29.8	39-95	.411	10-23	.435	31-35	.886	16	56	72	6.0	28	0	16	24	2	18	119	9.9
10	J'Kyra Brown	12-0	327	27.3	39-96	.406	21-52	.404	15-24	.625	6	38	44	3.7	19	0	24	27	2	13	114	9.5
30	Felicia Aiyeotan	12-12	280	23.3	43-82	.524	0-0	.000	5-9	.556	27	60	87	7.3	16	0	10	21	26	3	91	7.6
03	Lauren Moses	12-0	222	18.5	33-73	.452	0-1	.000	15-24	.625	23	29	52	4.3	34	3	8	14	5	12	81	6.8
01	Brianna Tinsley	12-12	240	20.0	20-50	.400	11-30	.367	10-11	.909	6	15	21	1.8	18	0	14	26	0	7	61	5.1
14	Lisa Jablonowski	12-1	192	16.0	8-22	.364	1-6	.167	0-2	.000	9	23	32	2.7	8	0	15	14	5	8	17	1.4
05	Khyasia Caldwell	3-0	10	3.3	1-2	.500	0-0	.000	0-0	.000	0	0	0	0.0	4	0	0	1	0	0	2	0.7
32	Mone Jones	7-0	51	7.3	0-4	.000	0-0	.000	2-4	.500	2	1	3	0.4	0	0	1	0	1	0	2	0.3
35	Shakyna Payne	2-0	7	3.5	0-1	.000	0-0	.000	0-0	.000	0	0	0	0.0	1	0	0	0	0	0	0	0.0
Team											19	30	49				7					
Total.....		12	2400		281-670	.419	76-215	.353	123-163	.755	126	318	444	37.0	187	5	153	189	50	82	761	63.4
Opponents.....		12	2400		270-702	.385	71-230	.309	112-172	.651	140	276	416	34.7	193	-	135	170	25	96	723	60.2

<b>TEAM STATISTICS</b>	<b>VA</b>	<b>OPP</b>	<b>Date</b>	<b>Opponent</b>	<b>Score</b>	<b>Att.</b>
SCORING	761	723	* 12/28/17	PITTSBURGH	w 62-50	2822
Points per game	63.4	60.2	* 12/31/17	SYRACUSE	w 68-63	2979
Scoring margin	+3.2	-	* 1/4/18	at NC State	w 73-63	1801
FIELD GOALS-ATT	281-670	270-702	* 01/07/18	CLEMSON	w 70-41	3995
Field goal pct	.419	.385	* 1/11/18	at Boston College	w 68-57	1065
3 POINT FG-ATT	76-215	71-230	* 1-14-18	at #16/18 Duke	L 48-55	3856
3-point FG pct	.353	.309	* 01/21/18	VIRGINIA TECH	w 61-52	4212
3-pt FG made per game	6.3	5.9	* 01/25/18	NORTH CAROLINA	w 82-70	2971
FREE THROWS-ATT	123-163	112-172	* 1/28/18	at Georgia Tech	w 62-56	1601
Free throw pct	.755	.651	* 02/01/18	LOUISVILLE	L 41-77	2877
F-Throws made per game	10.3	9.3	* 02/08/18	at Florida State	L 62-77	2843
REBOUNDS	444	416	* 02/11/18	at Virginia Tech	w 64-62	2733
Rebounds per game	37.0	34.7				
Rebounding margin	+2.3	-				
ASSISTS	153	135				
Assists per game	12.8	11.3				
TURNOVERS	189	170				
Turnovers per game	15.8	14.2				
Turnover margin	-1.6	-				
Assist/turnover ratio	0.8	0.8				
STEALS	82	96				
Steals per game	6.8	8.0				
BLOCKS	50	25				
Blocks per game	4.2	2.1				
ATTENDANCE	19856	13899				
Home games-Avg/Game	6-3309	6-2316				
Neutral site-Avg/Game	-	0-0				

\* - Conference game

<b>Score by Periods</b>	<b>1st</b>	<b>2nd</b>	<b>3rd</b>	<b>4th</b>	<b>Totals</b>
Virginia	215	185	187	174	761
Opponents	172	166	191	194	723









Official Basketball Box Score -- Game Totals -- Final Statistics  
Manhattan vs Virginia  
12/21/17 7 p.m. at JPJ Arena, Charlottesville, Va.



Manhattan 47 • 3-8

Box score for Manhattan vs Virginia, game 1. Includes columns for Player, FG-FGA, 3-Ptr, Rebounds, PF, TP, A, TO, Blk, Stl, Min.

Virginia 69 • 7-6

Box score for Virginia vs Manhattan, game 2. Includes columns for Player, FG-FGA, 3-Ptr, Rebounds, PF, TP, A, TO, Blk, Stl, Min.

Officials: Bruce Morris, Talisa Green, Nic Cappel  
Technical fouls: Manhattan-None. Virginia-None.  
Attendance: 2383

Score by periods table for Manhattan vs Virginia.

Last FG - MANW 4th-03:01, VA 4th-00:32.  
Largest lead - MANW None, VA by 24 4th-00:32.  
MANW led for 00:00, VA led for 38:47. Game was tied for 00:51.

Score tied - 0 times.  
Lead changed - 0 times.



Official Basketball Box Score -- Game Totals -- Final Statistics  
Syracuse vs Virginia  
12/31/17 2 p.m. at JPJ Arena, Charlottesville, Va.



Syracuse 63 • 12-3, 0-2 ACC

Box score for Syracuse vs Virginia, game 3. Includes columns for Player, FG-FGA, 3-Ptr, Rebounds, PF, TP, A, TO, Blk, Stl, Min.

Virginia 68 • 9-6, 2-0 ACC

Box score for Virginia vs Syracuse, game 4. Includes columns for Player, FG-FGA, 3-Ptr, Rebounds, PF, TP, A, TO, Blk, Stl, Min.

Officials: Joseph Vaszily, Thomas Danaher, Mark Berger  
Technical fouls: Syracuse-None. Virginia-None.  
Attendance: 2979

Score by periods table for Syracuse vs Virginia.

Last FG - SU 4th-00:38, VA 4th-01:05.  
Largest lead - SU by 9 2nd-09:55, VA by 6 1st-04:53.  
SU led for 19:48, VA led for 14:33. Game was tied for 05:39.

Score tied - 5 times.  
Lead changed - 12 times.

Official Basketball Box Score -- Game Totals -- Final Statistics  
Pittsburgh vs Virginia  
12/28/17 7 p.m. at JPJ Arena, Charlottesville, Va.

Pittsburgh 50 • 7-6, 0-1 ACC

Box score for Pittsburgh vs Virginia, game 5. Includes columns for Player, FG-FGA, 3-Ptr, Rebounds, PF, TP, A, TO, Blk, Stl, Min.

Virginia 62 • 8-6, 1-0 ACC

Box score for Virginia vs Pittsburgh, game 6. Includes columns for Player, FG-FGA, 3-Ptr, Rebounds, PF, TP, A, TO, Blk, Stl, Min.

Officials: Carla Fountain, Tiata Cruise, Rod Creech  
Technical fouls: Pittsburgh-None. Virginia-None.  
Attendance: 2822

Score by periods table for Pittsburgh vs Virginia.

Last FG - UP 4th-00:44, VA 4th-04:23.  
Largest lead - UP by 2 1st-09:27, VA by 26 3rd-07:16.  
UP led for 00:21, VA led for 38:11. Game was tied for 00:33.

Score tied - 0 times.  
Lead changed - 1 time.

Official Basketball Box Score -- Game Totals -- Final Statistics  
Virginia vs NC State  
1/4/18 7:02 pm at Reynolds Coliseum (Raleigh, N.C.)

Virginia 73 • 10-6, 3-0

Box score for Virginia vs NC State, game 7. Includes columns for Player, FG-FGA, 3-Ptr, Rebounds, PF, TP, A, TO, Blk, Stl, Min.

NC State 63 • 12-4, 1-2

Box score for NC State vs Virginia, game 8. Includes columns for Player, FG-FGA, 3-Ptr, Rebounds, PF, TP, A, TO, Blk, Stl, Min.

Officials: Kathleen Lynch, Luis Gonzalez, Norma Jones  
Technical fouls: Virginia-J'Kyra Brown. NC State-None.  
Attendance: 1801

Fouled Out: UVA: #4 Toussaint, D. @ 2:42 in 4th quarter  
#3 Moses, L. @ 12.2 in 4th quarter  
NC State: #5 Nelson, C. @ 1:36 in 4th quarter

Score by periods table for Virginia vs NC State.

Last FG - VA 4th-07:43, ST 4th-00:55.  
Largest lead - VA by 15 1st-03:23, ST None.  
VA led for 39:24, ST led for 00:00. Game was tied for 00:18.

Score tied - 0 times.  
Lead changed - 0 times.

Official Basketball Box Score -- Game Totals -- Final Statistics
Clemson vs Virginia
01/07/18 2 p.m. at JPJ Arena, Charlottesville, Va.

Clemson 41 • 10-6, 0-3 ACC
Table with columns: #, Player, FG-FGA, 3-Ptr, FT-FTA, Rebounds (Off, Def, Tot), PF, TP, A, TO, Blk, Stl, Min. Includes team totals and shooting percentages.

Virginia 70 • 11-6, 4-0 ACC
Table with columns: #, Player, FG-FGA, 3-Ptr, FT-FTA, Rebounds (Off, Def, Tot), PF, TP, A, TO, Blk, Stl, Min. Includes team totals and shooting percentages.

Officials: Dan Outlaw, Kevin Sparrock, Kristi Vera
Technical fouls: Clemson-None. Virginia-TEAM.
Attendance: 3995
CU: 44 fouled out at 5:11 (IV)

Score by periods table and Points In Off 2nd Fast Bench table for Clemson vs Virginia.

Last FG - CU 4th-00:55, VA 4th-01:54.
Largest lead - CU None, VA by 31 4th-03:36.
CU led for 00:00. VA led for 39:38. Game was tied for 00:22.

Official Basketball Box Score -- Game Totals -- Final Statistics
Virginia vs #16/18 Duke
1-14-18 3:02 PM at Durham, N.C. (Cameron Indoor Stadium)

Virginia 48 • 12-7 (5-1 ACC)
Table with columns: #, Player, FG-FGA, 3-Ptr, FT-FTA, Rebounds (Off, Def, Tot), PF, TP, A, TO, Blk, Stl, Min. Includes team totals and shooting percentages.

#16/18 Duke 55 • 14-4 (3-2 ACC)
Table with columns: #, Player, FG-FGA, 3-Ptr, FT-FTA, Rebounds (Off, Def, Tot), PF, TP, A, TO, Blk, Stl, Min. Includes team totals and shooting percentages.

Officials: Dee Kantner, Ed Sidlasky, Luis Gonzalez
Technical fouls: Virginia-None. #16/18 Duke-None.
Attendance: 3856

Score by periods table and Points In Off 2nd Fast Bench table for Virginia vs #16/18 Duke.

Last FG - VA 4th-01:12, DU 4th-01:51.
Largest lead - VA by 11 1st-06:04, DU by 7 4th-09:20.
VA led for 18:09. DU led for 16:17. Game was tied for 05:34.

Official Basketball Box Score -- Game Totals -- Final Statistics
VA vs Boston College
1/11/18 7:00 P.M. at CONTE FORUM, CHESTNUT HILL, MA

VA 68 • 12-6 (5-0 ACC)
Table with columns: #, Player, FG-FGA, 3-Ptr, FT-FTA, Rebounds (Off, Def, Tot), PF, TP, A, TO, Blk, Stl, Min. Includes team totals and shooting percentages.

Boston College 57 • 6-10 (1-2 ACC)
Table with columns: #, Player, FG-FGA, 3-Ptr, FT-FTA, Rebounds (Off, Def, Tot), PF, TP, A, TO, Blk, Stl, Min. Includes team totals and shooting percentages.

Officials: Joseph Vaszily, Jenn Rezac, Metta Roberts
Technical fouls: VA-None. Boston College-None.
Attendance: 1065

Score by periods table and Points In Off 2nd Fast Bench table for VA vs Boston College.

Last FG - VA 4th-02:12, BC 4th-00:14.
Largest lead - VA by 17 2nd-00:43, BC by 5 1st-07:30.
VA led for 34:36. BC led for 04:21. Game was tied for 01:03.

Official Basketball Box Score -- Game Totals -- Final Statistics
Virginia Tech vs Virginia
01/21/18 12:30 p.m. at JPJ Arena, Charlottesville, Va.

Virginia Tech 52 • 13-7, 2-5 ACC
Table with columns: #, Player, FG-FGA, 3-Ptr, FT-FTA, Rebounds (Off, Def, Tot), PF, TP, A, TO, Blk, Stl, Min. Includes team totals and shooting percentages.

Virginia 61 • 13-7, 6-1
Table with columns: #, Player, FG-FGA, 3-Ptr, FT-FTA, Rebounds (Off, Def, Tot), PF, TP, A, TO, Blk, Stl, Min. Includes team totals and shooting percentages.

Officials: Eric Brewton, Angela Lewis, Robert Enterline
Technical fouls: Virginia Tech-None. Virginia-None.
Attendance: 4212

Score by periods table and Points In Off 2nd Fast Bench table for Virginia Tech vs Virginia.

Last FG - VT 4th-00:22, VA 4th-01:44.
Largest lead - VT by 3 1st-09:39, VA by 15 2nd-03:43.
VT led for 03:17. VA led for 35:33. Game was tied for 01:10.







Official Basketball Box Score -- Game Totals -- Final Statistics  
**Virginia vs Virginia Tech**  
 02/11/18 2:00 PM at Cassell Coliseum, Blacksburg, Va.



**Virginia 64 • 16-9, 9-3**

#	Player	Total		FT-FTA	Rebounds			PF	TP	A	TO	Blk	Stl	Min
		FG-FGA	3-Ptr		Off	Def	Tot							
01	Brianna Tinsley *	1-2	0-1	0-0	1	1	2	3	2	0	3	0	0	14
04	Dominique Toussaint *	5-17	0-3	5-6	2	3	5	3	15	2	1	0	0	33
13	Jocelyn Willoughby *	5-9	2-3	1-2	1	3	4	3	13	4	1	0	2	31
14	Lisa Jablonowski *	0-0	0-0	0-0	0	2	2	1	0	1	1	0	1	20
30	Felicia Aiyetotan *	3-8	0-0	0-0	1	3	4	1	6	0	1	1	0	24
03	Lauren Moses	3-4	0-0	2-2	2	1	3	4	8	1	1	1	0	13
10	J'Kyra Brown	6-14	3-6	0-0	0	5	5	2	15	0	1	0	3	32
23	Aiyah Huland El	2-6	0-0	1-2	1	4	5	3	5	2	0	1	1	26
32	Mone Jones	0-0	0-0	0-0	2	0	2	0	0	1	0	0	0	7
	<b>Team</b>				4	0	4				1			
	<b>Totals</b>	<b>25-60</b>	<b>5-13</b>	<b>9-12</b>	<b>14</b>	<b>22</b>	<b>36</b>	<b>20</b>	<b>64</b>	<b>11</b>	<b>10</b>	<b>3</b>	<b>7</b>	<b>200</b>
1st - FG %: 8-18 44.4%    2nd: 8-18 44.4%    3rd: 7-14 50.0%    4th: 2-10 20.0%    Game: 25-60 41.7%    Deadball Rebounds 2 3FG %: 3-7 42.9%       2-3 66.7%       0-3 0.0%       0-0 0.0%       5-13 38.5% FT %: 2-2 100.0%      0-0 0.0%       3-4 75.0%      4-6 66.7%      9-12 75.0%														

**Virginia Tech 62 • 16-9, 5-7**

#	Player	Total		FT-FTA	Rebounds			PF	TP	A	TO	Blk	Stl	Min
		FG-FGA	3-Ptr		Off	Def	Tot							
01	Taylor Emery *	13-20	3-6	3-3	0	1	1	2	32	2	2	0	2	37
10	Kendyl Brooks *	3-5	3-5	0-0	0	2	2	4	9	0	3	0	1	35
11	Regan Magarity *	2-9	0-4	0-0	3	5	8	1	4	5	4	3	1	40
23	Rachel Camp *	4-9	0-3	4-8	3	6	9	4	12	2	1	1	1	36
25	Alexis Jean *	0-4	0-3	0-0	1	2	3	1	0	0	1	1	0	18
02	Aisha Sheppard	1-2	1-2	1-2	0	0	0	2	4	1	1	0	0	14
20	Michelle Berry	0-2	0-0	1-2	2	6	8	2	1	1	1	0	0	20
	<b>Team</b>				0	0	0							
	<b>Totals</b>	<b>23-51</b>	<b>7-23</b>	<b>9-15</b>	<b>9</b>	<b>22</b>	<b>31</b>	<b>16</b>	<b>62</b>	<b>11</b>	<b>13</b>	<b>5</b>	<b>5</b>	<b>200</b>
1st - FG %: 4-14 28.6%    2nd: 4-10 40.0%    3rd: 7-13 53.8%    4th: 8-14 57.1%    Game: 23-51 45.1%    Deadball Rebounds 3 3FG %: 0-6 0.0%       1-4 25.0%       3-8 37.5%       3-5 60.0%       7-23 30.4% FT %: 2-2 100.0%      2-4 50.0%       0-0 0.0%       5-9 55.6%       9-15 60.0%														

Officials: Jules Gallien, Kevin Sparrock, Talisa Green  
 Technical fouls: Virginia-None, Virginia Tech-None.  
 Attendance: 2733  
 Commonwealth Clash Game

Score by periods	1st	2nd	3rd	4th	Total
Virginia	21	18	17	8	64
Virginia Tech	10	11	17	24	62

Points	In Paint	Off T/O	2nd Chance	Fast Break	Bench
VA	20	16	23	2	28
VT	16	16	10	4	5

Last FG - VA 4th-00:38, VT 4th-02:06.  
 Largest lead - VA by 23 3rd-05:00, VT by 3 4th-01:41.  
 VA led for 36:50. VT led for 01:28. Game was tied for 01:42.

Score tied - 1 time.  
 Lead changed - 2 times.

<b>RECORD:</b>	<b>OVERALL</b>	<b>HOME</b>	<b>AWAY</b>	<b>NEUTRAL</b>
<b>ALL GAMES</b>	16-9	10-4	4-5	2-0
<b>CONFERENCE</b>	9-3	5-1	4-2	0-0
<b>NON-CONFERENCE</b>	7-6	5-3	0-3	2-0

<b>Date</b>	<b>UVA. Rank</b>	<b>Opponent</b>	<b>Score</b>	<b>W/L</b>	<b>Rec.</b>	<b>ACC</b>	<b>Attend.</b>	<b>High Scorer</b>	<b>High Reb.</b>	<b>Opp. High Scr</b>
11/10	RV	at #7 Mississippi St	68-53	L	0-1	0-0	6811	Toussaint 17	Aiyeotan 7	Vivians 22
11/12	RV	CENTRAL CONN	103-59	W	1-1	0-0	3306	Willoughby 19	Aiyeotan 10	Patterson 19
11/16	RV	GEORGIA	64-61	L	1-2	0-0	3170	Toussaint 18	FA, JB, AHE 7	Robinson 15
11/19	RV	at Dayton	61-46	L	1-3	0-0	1866	DT, JW 9	Aiyeotan 6	Scaife 17
11/21		HAMPTON	66-62	W	2-3	0-0	2546	Willoughby 15	Willoughby 6	Finney-Smith 17
11/25		HARVARD	50-48	W	3-3	0-0	2838	Moses 13	Moses 10	KB, MR 11
11/26		DUQUESNE	74-63	L	3-4	0-0	2846	Huland EI 17	Moses 6	Omogrosso 25
11/29		#15 MARYLAND	60-59	L	3-5	0-0	3082	Toussaint 18	Moses 11	SJ, KC 13
12/02		UNCG	68-50	W	4-5	0-0	2642	Brown 15	Aiyeotan 9	Soliman 15
12/04		at Rutgers	52-43	L	4-6	0-0	1368	Willoughby 14	Aiyeotan 11	Scaife 22
12/17		vs Ohio	77-59	W	5-6	0-0	200	Huland EI 17	Aiyeotan 14	Burke 14
12/18		vs Indiana	82-72	WOT	6-6	0-0	150	Brown 24	Huland EI 10	Buss 28
12/21		MANHATTAN	69-47	W	7-6	0-0	2383	Moses 16	Aiyeotan 9	Grimme 15
12/28		PITT	62-50	W	8-6	1-0	2822	Toussaint 16	Aiyeotan 10	Rodriguez 17
12/31		RV SYRACUSE	68-63	W	9-6	2-0	2979	Huland EI 15	Aiyeotan 10	Mangakahia 20
01/04		RV NC State	73-63	W	10-6	3-0	1801	Brown 18	FA/FB 5	Hawkins 14
01/07		CLEMSON	70-41	W	11-6	4-0	3995	Willoughby 16	Aiyeotan 10	Carter 12
01/11		at BC	68-57	W	12-6	5-0	1065	Willoughby 18	Willoughby 11	Bolden-Morris 14
01/14		at #16 Duke	55-48	L	12-7	5-1	3856	Huland EI 14	Willoughby 10	Brown 14
01/21		VIRGINIA TECH	61-52	W	13-7	6-1	4212	AHE, DT 14	JW, FA 8	Emery 18
01/25	RV	NORTH CAROLINA	82-70	W	14-7	7-1	2971	Huland EI 19	Moses 9	Bailey 21
01/28	RV	at Georgia Tech	62-56	W	15-7	8-1	1601	Huland EI 21	FA/BT/LM/LJ 5	Pan 16
02/01	RV	#4 Louisville	77-41	L	15-8	8-2	2877	Huland EI 9	Aiyeotan 7	Durr 21
02/08		at #12 Florida St	77-62	L	15-9	8-3	2843	Aiyeotan 15	Aiyeotan 13	Thomas 20
02/11		at Virginia Tech	64-62	W	16-9	9-3	2733	DT/JB 15	Dt/JB/AHE 5	Emery 32

<b>OPPONENT</b>	<b>AIYEOTAN</b>	<b>ALLEN</b>	<b>BROWN</b>	<b>CALDWELL</b>	<b>HULAND EL</b>	<b>JABLONOWSKI</b>
at Miss St	<b>4-7-0</b>	DNP	<b>4-4-0</b>	2-0-0	6-0-0	5-3-0
CENT CONN	<b>12-10-0</b>	3-2-1	<b>8-4-2</b>	5-2-1	13-1-2	4-6-1
GEORGIA	<b>8-7-1</b>	DNP	<b>1-7-2</b>	0-0-0	9-7-2	0-3-0
at Dayton	<b>5-6-0</b>	DNP	8-5-1	0-0-0	8-3-1	<b>0-3-2</b>
HAMPTON	2-3-0	DNP	6-3-2	DNP	<b>10-2-2</b>	4-3-1
HARVARD	6-7-2	DNP	3-1-0	DNP	<b>8-5-4</b>	2-6-1
DUQUESNE	2-5-2	DNP	15-4-2	0-0-0	<b>17-4-0</b>	6-4-2
MARYLAND	10-6-0	DNP	11-1-4	DNP	<b>9-1-1</b>	0-1-0
UNCG	<b>8-9-1</b>	4-0-1	15-6-4	0-0-0	<b>13-3-2</b>	2-4-2
at Rutgers	<b>6-11-1</b>	0-0-0	<b>13-6-3</b>	0-0-0	<b>3-4-2</b>	2-4-2
vs Ohio	<b>10-14-0</b>	2-2-0	14-5-6	0-0-0	<b>17-3-1</b>	6-3-1
vs Indiana	<b>10-3-2</b>	DNP	24-4-2	DNP	<b>7-10-1</b>	2-5-2
MANHATTAN	<b>7-9-0</b>	0-1-0	8-3-4	4-0-0	<b>7-2-2</b>	8-3-2
PITTSBURGH	<b>10-10-1</b>	DNP	9-2-1	DNP	<b>10-2-0</b>	4-3-1
SYRACUSE	<b>12-10-3</b>	INJ	12-6-3	DNP	<b>15-5-2</b>	2-0-0
at NC State	<b>4-5-0</b>	INJ	18-5-2	DNP	<b>13-4-1</b>	3-3-2
CLEMSON	<b>10-10-2</b>	INJ	5-1-3	2-0-0	<b>8-2-3</b>	2-5-1
at Boston College	<b>6-4-0</b>	INJ	12-7-1	DNP	<b>7-2-2</b>	2-5-0
at Duke	<b>2-6-1</b>	INJ	7-2-2	DNP	<b>14-3-3</b>	2-1-0
VIRGINIA TECH	<b>4-8-0</b>	DNP	6-5-3	DNP	<b>14-4-0</b>	0-1-3
UNC	<b>6-5-0</b>	DNP	11-3-0	DNP	<b>19-2-2</b>	0-6-5
at Georgia Tech	<b>8-5-2</b>	DNP	9-3-4	DNP	<b>21-3-1</b>	0-5-1
LOUISVILLE	<b>8-7-0</b>	DNP	8-2-3	0-0-0	<b>9-6-0</b>	0-0-1
at Florida State	<b>15-13-1</b>	DNP	3-2-2	0-0-0	<b>13-5-0</b>	2-1-0
at Virginia Tech	<b>6-4-0</b>	DNP	15-5-0	DNP	5-5-2	<b>0-2-1</b>
NOTRE DAME						
MIAMI						
at Louisville						
at Wake Forest						

<b>OPPONENT</b>	<b>JONES</b>	<b>MOSES</b>	<b>PAYNE</b>	<b>TINSLEY</b>	<b>TOUSSAINT</b>	<b>WILLOUGHBY</b>
at Miss State	0-0-2	<b>2-3-1</b>	DNP	7-2-1	<b>17-6-3</b>	<b>6-6-0</b>
CENT CONN	6-0-2	<b>9-6-2</b>	4-3-0	3-4-3	<b>17-2-3</b>	<b>19-4-2</b>
GEORGIA	0-0-0	<b>5-0-1</b>	DNP	3-1-1	<b>18-3-5</b>	<b>17-2-0</b>
at Dayton	0-1-1	7-5-0	DNP	<b>0-1-0</b>	<b>9-2-4</b>	<b>9-5-1</b>
HAMPTON	INJ	<b>9-5-0</b>	DNP	<b>6-1-0</b>	<b>14-3-6</b>	<b>15-6-0</b>
HARVARD	INJ	<b>13-10-0</b>	DNP	<b>1-1-0</b>	<b>5-3-2</b>	<b>12-8-1</b>
DUQUESNE	INJ	<b>3-6-1</b>	DNP	<b>3-2-3</b>	<b>11-2-1</b>	<b>6-4-2</b>
MARYLAND	INJ	<b>3-11-2</b>	DNP	<b>0-2-2</b>	<b>18-2-2</b>	<b>8-7-1</b>
UNCG	INJ	INJ	0-0-0	<b>4-1-3</b>	<b>11-4-1</b>	<b>11-2-1</b>
at Rutgers	INJ	INJ	DNP	<b>5-1-0</b>	2-0-0	<b>14-2-1</b>
vs Ohio	INJ	7-5-0	1-3-0	<b>3-3-5</b>	<b>13-6-5</b>	<b>4-3-2</b>
vs Indiana	INJ	14-0-1	DNP	<b>5-4-4</b>	<b>12-3-4</b>	<b>8-2-1</b>
MANHATTAN	INJ	16-4-0	0-0-0	<b>8-1-2</b>	<b>5-4-5</b>	<b>6-4-1</b>
PITTSBURGH	INJ	4-7-0	DNP	<b>5-1-1</b>	<b>16-4-7</b>	<b>4-9-0</b>
SYRACUSE	DNP	5-2-1	DNP	<b>5-3-1</b>	<b>9-5-6</b>	<b>8-1-0</b>
at NC State	DNP	9-3-0	DNP	<b>5-1-2</b>	<b>11-4-1</b>	<b>10-3-2</b>
CLEMSON	1-1-0	11-3-1	0-0-0	<b>5-1-1</b>	<b>10-3-5</b>	<b>16-5-0</b>
at Boston College	0-0-0	6-3-1	DNP	<b>5-0-1</b>	<b>12-2-7</b>	<b>18-11-3</b>
at Duke	DNP	0-3-1	DNP	<b>6-3-3</b>	<b>6-0-3</b>	<b>11-10-1</b>
VIRGINIA TECH	0-0-0	11-7-1	DNP	<b>3-1-0</b>	<b>14-3-3</b>	<b>10-8-0</b>
NORTH CAROLINA	0-0-0	14-9-1	DNP	<b>10-2-3</b>	<b>13-4-5</b>	<b>9-4-2</b>
at Georgia Tech	DNP	6-5-0	DNP	<b>8-5-1</b>	<b>4-3-2</b>	<b>6-3-1</b>
LOUISVILLE	0-0-0	2-3-0	0-0-0	<b>4-2-1</b>	<b>4-2-2</b>	<b>6-4-1</b>
at Florida State	1-0-0	5-4-1	DNP	<b>3-0-0</b>	<b>12-6-6</b>	<b>8-10-2</b>
at Virginia Tech	0-2-1	8-3-1	DNP	<b>2-2-0</b>	<b>15-5-2</b>	<b>13-4-4</b>
NOTRE DAME						
MIAMI						
at Louisville						
at Wake Forest						



<b>VIRGINIA</b>	<b>OPPONENT</b>
Bench Points . . . . . 533 (21.3 ppg)	388 (15.6 ppg)
FG Percentage- Home . . . . . 349-747 (.467)	307-831 (.369)
FG Percentage- Road . . . . . 192-488 (.393)	195-504 (.386)
FG Percentage- Neutral . . . . . 58-124 (.467)	44-112 (.392)
Most Points - Quarter . . . . . 32 (1st) vs CCSU	28 (1st) vs Ohio
Fewest Points- Quarter . . . . . 5 (2x) last (2nd) at Duke	6 (2nd) vs Ohio
Most Points at the Half . . . . . 63 vs CCSU	34 vs Maryland
Fewest Points at the Half . . . . . 17 at Rutgers	20 (2x) last vs Clemson
Largest Halftime Lead . . . . . 29 vs CCSU	
Largest Halftime Deficit . . . . . 21 at Louisville	

**VIRGINIA'S RECORD WHEN**

Game decided by 10 pts or less . . . . .	8-4
Leading at halftime . . . . .	14-1
Trailing at halftime . . . . .	2-8
Tied at halftime . . . . .	0-0
Went into overtime . . . . .	1-0
Leading by 10 or more points . . . . .	14-1
Shot FG 50% or better . . . . .	7-0
Shot FG less than 50% . . . . .	9-8
Shot FG less than 40% . . . . .	3-7
Shot FG 40% or better . . . . .	12-2
Holding opponent under 60 pts . . . . .	10-1
Scoring 30-39 points . . . . .	0-0
Scoring 40-49 points . . . . .	0-3
Scoring 50-59 points . . . . .	1-3
Scoring 60-69 points . . . . .	8-3
Scoring 70-79 points . . . . .	4-0
Scoring 80-89 points . . . . .	2-0
Scoring 90-100 points . . . . .	0-0
Scoring over 100 points . . . . .	1-0
Outrebounding opponent . . . . .	13-2
Being outrebounded . . . . .	3-7
Tied in rebounding . . . . .	0-0
Have fewer TOs than opponent . . . . .	8-2
Committing 15 or less TOs . . . . .	8-1

**SCORING BENCHMARKS**
**GAMES WITH 20 OR MORE POINTS IN 17-18**

J'Kyra Brown . . . . .	1
Aliyah Huland El . . . . .	1

**GAMES WITH 10 OR MORE POINTS IN 17-18**

Dominique Toussaint . . . . .	17
Aliyah Huland El . . . . .	13
Jocelyn Willoughby . . . . .	12
J'Kyra Brown . . . . .	11
Felicia Aiyeotan . . . . .	8
Lauren Moses . . . . .	6
Brianna Tinsley . . . . .	1

**GAMES WITH 10 OR MORE REBOUNDS IN 17-18**

Felicia Aiyeotan . . . . .	7
Jocelyn Willoughby . . . . .	3
Lauren Moses . . . . .	2
Aliyah Huland El . . . . .	1

**DOUBLE DOUBLES IN 17-18**

Felicia Aiyeotan . . . . .	6
Jocelyn Willoughby . . . . .	2
Lauren Moses . . . . .	1

**VIRGINIA HIGHS**
**OPPONENT HIGHS**

Points .....	103 vs CCSU.....	77 (2x) last at FSU
FG Made .....	43 vs CCSU.....	27 at FSU
FG Attempts .....	78 vs CCSU.....	71 vs Louisville
FG % .....	.551 (43-78) vs CCSU.....	.439 (25-57) vs Indiana
3FG Made .....	10 at Duke.....	13 vs Syracuse
3FG Attempts .....	25 at Duke.....	39 vs Ohio
3 pt %.....	.600 (9-15) vs UNCG.....	.444 (8-18) vs Pitt
Free Throws Made .....	19 vs Indiana.....	19 vs Duquesne
Free Throw Attempts.....	25 at NC State.....	24 at NC State
Free Throw %.....	1.000 (13-13) vs VT.....	.900 (9-10) vs Louisville
Rebounds .....	51 vs Ohio.....	53 at Dayton
Assists .....	19 vs CCSU.....	17 vs Georgia
Steals .....	13 vs CCSU.....	14 (2x)
Blocked Shots .....	13 at Georgia Tech.....	8 at Miss St
Turnovers .....	26 at Georgia Tech.....	23 at Dayton
Fouls .....	23 (2x) last at NC State.....	23 at Georgia Tech

**VIRGINIA LOWS**
**OPPONENT LOWS**

Points .....	41 vs Louisville.....	41 vs Clemson
FG Made .....	16 (2x).....	17 vs CCSU
FG Attempts .....	45 at Rutgers.....	47 vs Harvard
FG %.....	.258 (16-62) vs Harvard.....	.309 (17-55) vs CCSU 11/12
3FG Made .....	3 (2x) last vs Louisville.....	0 at Georgia Tech
3FG Attempts .....	9 at Miss St.....	7 vs Clemson
3FG %.....	.214 (3-14) vs Louisville.....	.167 (3-18) at Rutgers
.....	.....	.000 (0-9) at Georgia Tech
Free Throws Made .....	0 at Duke.....	1 vs Clemson
Free Throw Attempts .....	0 at Duke.....	4 vs Manhattan
Free Throw %.....	.529 (9-17) vs CCSU.....	.143 (1-7) vs Clemson
.....	.....	.000 (0-0) at Duke.....
Rebounds .....	28 vs Louisville.....	30 vs Clemson
Assists .....	7 at Miss St.....	5 vs VT
Steals .....	3 (2x) last at BC.....	2 vs CCSU
Blocked Shots .....	1 at NC State.....	0 vs Louisville
Turnovers .....	9 vs CCSU.....	8 at Rutgers
Fouls .....	9 (2x) last vs Clemson.....	11 vs UNCG

**VIRGINIA INDIVIDUAL HIGHS**
**OPPONENT INDIVIDUAL HIGHS**

Points .....	24 Brown vs Indiana.....	32 Emery at VT
FG Made .....	8 (2x) last Huland El vs UNC.....	13 Emery at VT
FG Attempts .....	18 Toussaint (2x).....	21 Mangakahia vs Syracuse
FG %.....	.833 (5-6) (2x) last Aiyetotan vs Pitt.....	.667 (6-9) Patterson vs CCSU
3FG Made .....	4 (2x) last Brown vs UNCG.....	5 (2x)
3FG Attempts .....	10 Huland El vs Duquesne.....	13 Mangakahia vs Syracuse
3FG Percentage .....	4-4 Brown vs UNCG.....	3-3 Confroy vs Maryland
.....	.....	.714 (5-7) Patterson vs CCSU
FT Made .....	6 several.....	8 Omogrosso vs Duquesne
FT Attempts .....	8 Moses (2x) last vs Indiana.....	10 (2x)
FT Percentage .....	6-6 (3x) last Willoughby at NC State.....	6-6 Vojinovic vs Duquesne
Rebounds .....	14 Aiyetotan vs Ohio.....	15 Cannon vs Duquesne
Assists .....	7 Toussaint (2x) last at BC.....	9 Cole vs Georgia
Steals .....	5 (2x) last Moses vs Indiana .....	5 Carter vs Louisville
Blocked Shots .....	6 Aiyetotan (2x) last vs UNCG.....	4 Boehm vs Harvard
Turnovers .....	8 Toussaint (2x) last at Georgia Tech.....	12 Mangakahia vs Syracuse

**VIRGINIA INDIVIDUALS**

- **Two UVA players with double-doubles in the same game:** vs Coppin State 11/13/16 (Moses 15-10r, Huland EI 12-10a, Aiyeotan 23-12r)
- **Four players in double figures:** vs North Carolina 1/15/18 (Huland EI 19, Moses 14, Toussaint 13, Brown 11, Tinsley 10)
- **Five Players in double figures:** vs North Carolina 1/15/18 (Huland EI 19, Moses 14, Toussaint 13, Brown 11, Tinsley 10)
- **Six players in double figures:** vs Norfolk State 11/16/15 (Randolph 17, Moses 12, Brown 11, Venson 10, Mason 10, Huland EI 10, Jones 10)
- **Seven players in double figures:** vs Norfolk State 11/16/15 (Randolph 17, Moses 12, Brown 11, Venson 10, Mason 10, Huland EI 10, Jones 10)
- **Zero players in double figures:** vs Louisville, 2/1/18
- **Every Cavalier player scored:** vs CCSU 11/12/17
- **Scored 20 points:** 24, J'Kyra Brown vs Indiana 12/18/17
- **Scored 25 points:** 25, Jocelyn Willoughby at St. Joseph's, 3/17/17
- **Scored 30 points:** 34, Monica Wright vs. Green Bay, 03/21/10
- **Scored 40 points:** \*\*48, Mimi Kennedy at North Carolina, 01/15/98
- **A non-starter scored 20 or more points:** 24, J'Kyra Brown vs Indiana, 12/18/17
- **Two or more Hoos scored 20 or more points in the same game:** vs Coppin State (Willoughby 21, Aiyeotan 23)
- **Perfect from the field (5 attempts):** 7-7, Imovbioh vs Louisville 03/01/15
- **Perfect at FT line (10 attempts):** 11-11, Monica Wright vs North Carolina, 02/15/10
- **Perfect at FT line (9 attempts):** 9-9, Lauren Moses at Richmond 11/16/16
- **Perfect at FT line (8 attempts):** 9-9, Lauren Moses at Richmond 11/16/16
- **Had 20 Free throw attempts:** \*\*20, Brandi Teamer at Wake Forest, 1/6/05
- **Had 15 rebounds:** 15, Lauren Moses at Boston College 2/14/16
- **Had 20 rebounds:** 24, Sarah Imovbioh vs Ohio State 11/14/14
- **Had 10 assists:** 10, Aliyah Huland EI vs Coppin State 11/13/16
- **Had 6 steals:** 6, Jocelyn Willoughby at Georgia 12/19/16
- **Blocked 5 shots:** 6, Felicia Aiyeotan vs Maryland 11/29/17

**VIRGINIA TEAM**

- **UVA ranked in AP Top 25:** #22, 11/21/12
- **UVA ranked USA Today Top 25:** #22, 3/8/10
- **Played AP No. 1 team:** #1 Duke, L 79-58, 3/2/07
- **Defeated AP No. 1 team:** #1 Maryland, 75-74, 2/11/92
- **Defeated AP Top 10 team:** #4 Florida State 60-51, 2/16/17
- **Defeated AP Top 25 team:** #4 Florida State 60-51, 2/16/17

**FIELD GOAL SHOOTING**

- **Shot 60 percent:** .623 (33-53) vs Georgia Tech, 3/02/08
- **Shot 70 percent:** \*\*.700 (42-60) at Wake Forest, 1/07/87
- **Made 40-49 field goals:** 40 vs. Coppin State, 11/13/16
- **Made 50 field goals:** \*\*54 vs Cleveland State, 11/29/95
- **Attempted 60-69 FG:** 63 vs vs Nebraska, 11/26/16
- **Attempted 70-79 FG:** 72 vs Coppin State, 11/13/16
- **Attempted 80 FG:** 85 at NC State, 2/10/11

**THREE-POINT SHOOTING**

- **Shot 50 percent:** .600 (9-15) vs UNCG 12/2/17
- **Shot 60 percent:** .600 (9-15) vs UNCG 12/2/17
- **Shot 70 percent:** .750 (6-8) vs Louisville 03/01/15
- **Shot 80 percent:** .857 (6-7) vs St. John's, 03/19/88
- **Made 10 three-pt. field goals:** 10 at Duke 1/14/18
- **Attempted 20 three-pt. FG:** 22 (made 9) vs North Carolina (1/25/18)
- **UVA failed to make at least one three-pointer:** 0-10 vs. Kansas State, 11/29/13
- **Opponent failed to make at least one three-pointer:** 0-9 at Louisville, 01/18/15

**FREE THROW SHOOTING**

- **Shot 80 percent:** .900 (9-10) vs North Carolina, 1/25/18
- **Shot 90 percent:** .900 (9-10) vs North Carolina, 1/25/18
- **Shot 100 percent:** 1.000 (13-13) vs Virginia Tech, 1/21/18
- **Made 20 free throws:** 21 vs Pitt 01/24/16
- **Made 30 free throws:** 30 vs. North Carolina, 02/20/14
- **Attempted 0 FT:** at Duke 1/14/18
- **Attempted 30 FT:** 33 vs Louisville 03/01/15
- **Attempted 40 FT:** 44 vs. Indiana, 11/26/09
- **Attempted 50 FT:** \*\*54 at Wake Forest, 01/6/05

**SCORING**

- **Scored 80 points:** 103 vs CCSU, 11/12/17
- **Scored 90 points:** 103 vs CCSU, 11/12/17
- **Scored 100 points:** 103 vs CCSU, 11/12/17

**REBOUNDING**

- **Had 50 rebounds:** 50 vs Coppin State 11/13/16
- **Had 60 rebounds:** 63 at Alabama, 12/21/12
- **Had 70 rebounds:** \*\*77 vs. Rider, 12/19/96

**ASSISTS**

- **Had 20 assists:** 25 vs Coppin State, 11/13/16
- **Had 30 assists:** \*\*37 vs. Cleveland State, 11/29/95

**STEALS**

- **Had 15 steals:** 15 vs Syracuse, 12/31/17
- **Had 20 steals:** 22 vs UMES, 12/17/13
- **Had 25 steals:** 26 vs. Clemson, 02/12/12
- **UVA forced 30 turnovers:** 31 at Wake, 01/10/16
- **UVA committed 30 turnovers:** 32 at Alabama, 12/21/12

**MISCELLANEOUS**

- **UVA in OT:** W, 82-72 vs Indiana, 12/18/17
- **UVA in 2OT:** L, 73-70 at Alabama, 12/21/12
- **UVA in 3OT:** W, 105-100 at North Carolina, 01/15/98
- **UVA shot 70% from the floor in a quarter:** .700 (7-10) 1st at Duke 1/14/18
- **UVA shot 60% from the floor in first half:** .619 (26-42) vs CCSU 11/12/17
- **UVA shot 60% from the floor in second half:** .608 (14-23) vs UIC 12/16/16
- **UVA shot less than 20% from floor first half:** .192 (5-26) at Maryland, 12/06/12
- **UVA shot less than 30% from floor first half:** .200 (7-35) vs Harvard, 11/25/17
- **UVA shot less than 30% from floor 2nd half:** .285 (6-21) vs Louisville, 2/1/18
- **UVA scored less than 15 points in first half:** 13 at Florida State, 01/8/06
- **UVA scored less than 15 points in second half:** 14 vs Louisville, 2/1/18
- **UVA held opp to less than 15 points first half:** 14 vs Wake Forest 3/2/17
- **UVA held opp to less than 15 points second half:** 11 vs Virginia Tech, 01/26/17
- **UVA held opp to less than 10 points first half:** 6 vs. Norfolk State, 12/28/12
- **UVA held opponent to less than 30 points:** 23 vs. Norfolk State, 12/28/12

\*\*school record



**1**
**BRIANNA  
TINSLEY**


 Freshman • Guard • 5-7  
 St. Anne's-Belfield  
 Madison, Va.

**2**
**JAE'LISA  
ALLEN**

 Senior • Forward • 6-2  
 White Hall High  
 Pine Bluff, Ark.

**3**
**LAUREN  
MOSES**

 Senior • Forward • 6-2  
 Rancocas High  
 Mount Holly, N.J.

**4**
**DOMINIQUE  
TOUSSAINT**

 Sophomore • Guard • 5-9  
 Christ the King  
 Staten Island, N.Y.

**5**
**KHYASIA  
CALDWELL**

 Freshman • Guard • 5-5  
 Pocono Mountain East  
 Pocono Summit, Pa.

**10**
**J'KYRA  
BROWN**

 R-Senior • Guard • 5-11  
 Rocky Mount HS  
 East Carolina Univ.  
 Rocky Mount, N.C.

**13**
**JOCELYN  
WILLOUGHBY**

 Sophomore • Forward • 6-0  
 Newark Academy  
 East Orange, N.J.


**14**
**LISA  
JABLONOWSKI**


 Sophomore • Forward • 6-3  
 Lycee des Garcons  
 Ernster, Luxembourg

**20**
**AMANDINE  
TOI**

 Freshman • Guard • 5-10  
 INSEP Academy  
 Paris, France

**23**
**ALIYAH  
HULAND EL**

 Senior • Guard • 6-1  
 Randolph High  
 Randolph, N.J.

**30**
**FELICIA  
AIYEOTAN**

 Center • Sophomore • 6-9  
 Blair Academy (N.J.)  
 Lagos, Nigeria

**32**
**MONÉ  
JONES**

 Forward • Junior • 6-2  
 Riverside High  
 Durham, N.C.

**35**
**SHAKYNA  
PAYNE**

 Forward • R-Soph • 6-1  
 SW Atlanta Christian Acad.  
 Acworth, Ga.

**JOANNE  
BOYLE**

 Head Coach  
 Seventh Season

**TIM  
TAYLOR**

 Assistant Coach  
 Ninth Season

**LA'KESHIA  
FRETT MEREDITH**

 Assistant Coach  
 Fifth Season

**KATHERINE  
GRAHAM**

 Assistant Coach  
 Second Season

**SARAH  
HOLSINGER**

 Asst. AD/Operations  
 Seventh Season