



2019 ACC FOOTBALL

#ACCFootball | @ACCFootball

Oct. 7, 2019

2019 STANDINGS

	ACC Games					Overall								
ATLANTIC DIVISION	W	L	For	Opp	Pct	W	L	For	Opp	Pct	Home	Away	Neut	Streak
Clemson	3	0	114	40	1.000	5	0	190	60	1.000	3-0	2-0	0-0	Won 20
Wake Forest	1	0	27	24	1.000	5	0	179	105	1.000	3-0	2-0	0-0	Won 7
Florida State	2	1	90	68	.667	3	2	166	148	.600	3-1	0-1	0-0	Won 2
Louisville	1	1	65	74	.500	3	2	162	130	.600	2-1	0-1	1-0	Won 1
Boston College	1	2	98	96	.333	3	3	197	173	.500	2-2	1-1	0-0	Lost 2
NC State	0	1	13	31	.000	3	2	149	104	.600	3-0	0-2	0-0	Lost 1
Syracuse	0	1	6	41	.000	3	2	143	140	.600	2-1	1-1	0-0	Won 2

COASTAL DIVISION	ACC Games					Overall								
	W	L	For	Opp	Pct	W	L	For	Opp	Pct	Home	Away	Neut	Streak
Virginia	2	0	61	38	1.000	4	1	161	107	.800	3-0	1-1	0-0	Lost 1
North Carolina	2	1	86	68	.667	3	3	159	146	.500	1-2	1-1	1-0	Won 1
Pitt	1	1	47	60	.500	4	2	129	135	.667	3-1	1-1	0-0	Won 3
Duke	1	1	75	43	.500	3	2	164	116	.600	1-1	2-0	0-1	Lost 1
Virginia Tech	1	2	80	115	.333	3	2	135	149	.600	2-1	1-1	0-0	Won 1
Miami	0	2	60	70	.000	2	3	160	106	.400	2-1	0-1	0-1	Lost 1
Georgia Tech	0	2	36	90	.000	1	4	76	151	.200	1-2	0-2	0-0	Lost 3

2019 WEEK 7 SCHEDULE

Thursday, Oct. 10

Syracuse (3-2, 0-1) at NC State (3-2, 0-1) 8 p.m., ESPN Sirius 84 XM 84 App/Web 84

Series: NC State leads, 10-2; Last meeting: Syracuse, 51-41 (2018)

ESPN: Adam Amin (play-by-play), Matt Hasselbeck (analyst), Pat McAfee (analyst), Molly McGrath (sideline)

Friday, Oct. 11

No. 20 Virginia (4-1, 2-0) at Miami (2-3, 0-2) 8 p.m., ESPN Sirius 81 XM 81 App/Web 81

Series: Miami leads series, 9-7; Last meeting: Virginia, 34-13 (2018)

ESPN: Dave Flemming (play-by-play), Louis Riddick (analyst), Paul Carcatera (sideline)

Saturday, Oct. 12

Georgia Tech (1-4, 0-2) at Duke (3-2, 1-1) 12:30 p.m., RSN Sirius 138 XM 193 App/Web 955

Series: Georgia Tech leads, 51-34-1; Last meeting: Duke, 28-14 (2018)

RSN: Tom Werme (play-by-play), James Bates (analyst), Abby Labar (sideline)

Florida State (3-2, 2-1) at No. 2 Clemson (5-0, 3-0) 3:30 p.m., ABC 113 194 956

Series: Florida State leads, 20-12; Last meeting: Clemson, 59-10 (2018)

ABC: Steve Levy (play-by-play), Brian Griese (analyst), Todd McShay (sideline), Molly McGrath (sideline)

Rhode Island (1-4, 0-3) at Virginia Tech (3-2, 1-2) 4 p.m., ACCN 138 193 955

Series: Virginia Tech leads, 1-0; Last meeting: Virginia Tech, 34-7 (1980)

ACCN: Chris Cotter (play-by-play), Mark Herzlich (analyst), Kelsey Riggs (sideline)

Louisville (3-2, 1-1) at No. 19 Wake Forest (5-0, 1-0) 7:30 p.m., ACCN 138 193 955

Series: Louisville leads, 4-2; Last meeting: Wake Forest, 56-35 (2018)

ACCN: Dave O'Brien (play-by-play), Tim Hasselbeck (analyst), Katie George (sideline)

ACC QUICK HITS

■ Three ACC teams are ranked in this week's AP Top 25 Poll, including No. 2 Clemson, No. 19 Wake Forest and No. 20 Virginia. The Demon Deacons are the 11th ACC team to appear in the AP poll in the last two seasons, the most of any conference. Pitt is also receiving votes in the AP poll. In the Amway Coaches Poll, Clemson is No. 2, Wake Forest is No. 17 and Virginia is No. 19. All three ranked teams return to action this week after a week off.

■ Clemson has been ranked No. 1 or No. 2 for 15 consecutive weeks. The No. 19 ranking by the Associated Press is the highest ranking for the Demon Deacons since reaching No. 16 during the 2008 season. Virginia is ranked for the fifth straight week.

■ A full slate of ACC action is on tap this week, beginning Thursday night with Syracuse at NC State at 8 p.m. on ESPN. Both teams are coming off an open week and both stand at 3-2 overall, 0-1 in the ACC.

■ Friday night features a Coastal Division clash between No. 20 Virginia and Miami at Hard Rock Stadium in Miami Gardens, Florida. Kickoff is set for 8 p.m. on ESPN. The Cavaliers are looking to remain undefeated in the Coastal, while Miami is seeking its first conference win.

■ Saturday's slate includes Georgia Tech at Duke at 12:30 p.m. on RSN, Florida State at Clemson at 3:30 p.m. on ABC and Louisville at Wake Forest at 7:30 p.m. on ACCN. Virginia Tech plays host to Rhode Island in non-conference action at 4 p.m. on ACCN.

■ According to SportSource Analytics, five ACC teams rank among the top 20 in strength of schedule, including No. 11 Florida State, No. 13 North Carolina, No. 16 Pitt, No. 18 Duke and No. 20 Miami. In the NCAA strength of schedule listing, Duke has played the eight-most difficult schedule, followed by No. 11 Pitt, No. 12 Florida State, No. 23 North Carolina & Miami and No. 25 Syracuse. Miami and North Carolina's losses have all come by seven points or less. North Carolina's three losses have come to teams that are a combined 14-0.

■ Wake Forest has won seven straight games, matching the school record set in 1944 when the Deacons started the year 7-0. Wake owns the fifth-longest active win streak in the country behind only Clemson (20), Ohio State (11), Appalachian State (10) and Florida (9). This is fourth time in school history that Wake Forest has started 5-0 and the first time since 2006.

■ Clemson has won 20 consecutive games. That is the second-longest streak in ACC history and the longest active streak in the country. The league record is 29 straight by Florida State from 2012-14.

ACC Win Streaks (all games)

29 - Florida State, 2012-14

20 - Clemson, 2018-present

17 - Florida State, 1999-2000

17 - Clemson, 2014-15

■ Clemson has won a nation's best 23 consecutive regular season games. The last time the Tigers lost a regular season game was at Syracuse on Oct. 13, 2017. Clemson has won 54 of its last 56 regular

season games.

■ **Clemson** will be looking for its 750th all-time victory this Saturday when the Tigers play host to Florida State. Clemson's 749 wins leads all ACC teams and ranks 15th among all FBS schools. Virginia Tech is 16th with 746. Georgia Tech (736) and Syracuse (722) also rank among the top 25 in wins.

■ Eleven ACC head coaches have won at least 50 career games, including five with more than 100 victories. The five 100-win coaches are UNC's Mack Brown (247), Wake Forest's Dave Clawson (123), Clemson's Dabo Swinney (121), Virginia's Bronco Mendenhall (119) and Duke's David Cutcliffe (114). No other conference has as many coaches with 100 career wins.

■ Two of the five active coaches to win a national title reside in the ACC. Dabo Swinney led Clemson to national titles in 2016 and 2018. UNC's Mack Brown won a national title at Texas in 2005.

■ Wake Forest is one of three schools with two players in the top 20 nationally in receiving yards per game. The others are Alabama and LSU. Sage Surratt leads the ACC and ranks 11th in the country with 103.0 receiving yards per game, and Scotty Washington is 17th with 94.0 ypg.

■ North Carolina quarterback Sam Howell has been named one of the Manning Award Stars of the Week and is on the Davey O'Brien Award's Great 8 list for his performance in the win at Georgia Tech. Howell was 33 of 51 for 376 yards and four touchdowns in the 38-22 victory. He set UNC freshman records in yards, touchdowns, completions and attempts.

■ Boston College's AJ Dillon has been named ACC Running Back of the Week three times this year and has captured the honor eight times in his career. Dillon now has 3,442 rushing yards, which ranks fourth among active players. He ranks 23rd in ACC career rushing yards. Dillon had 118 yards rushing vs. Louisville, his 16th 100-yard game of his career. He has six more 100-yard rushing games than any other player in the ACC over that span.

■ Clemson running back Travis Etienne has 42 career rushing touchdowns, which ties North Carolina's Mike Voight (1973-76) for 10th in ACC history. Pitt's James Conner (2013-14, 2016) holds the ACC career mark with 52. Etienne also has 44 career touchdowns (42 rushing, 2 receiving), which ranks 14th in league history.

■ The ACC leads the country with 10 starting quarterbacks in the NFL. NC State leads all schools with three starters – Jacoby Brissett (Colts), Philip Rivers (Chargers) and Russell Wilson (Seahawks). Other starters from the ACC include Boston College's Matt Ryan (Falcons), Clemson's Deshaun Watson (Texans), Duke's Daniel Jones (NY Giants), Florida State's Jameis Winston (Buccaneers), Louisville's Lamar Jackson (Ravens) and Teddy Bridgewater (Saints), and North Carolina's Mitch Trubisky (Bears). Trubisky was injured two weeks ago and did not start in the Bears' loss to Oakland.

CAMPBELL TROPHY SEMIFINALISTS

■ Six student-athletes from the ACC – Clemson center Sean Pollard, Duke quarterback Quentin Harris, Miami wide receiver K.J. Osborn, Pitt tight end Jim Medure, Virginia linebacker Jordan Mack and Wake Forest running back Cade Carney – have been named semifinalists for the 2019 William V. Campbell Trophy® Presented by Mazda, announced by the National Football Foundation & College Hall of Fame (NFF). Celebrating its 30th year in 2019, the award recognizes an individual as the absolute best football scholar-athlete in the nation for his combined academic success, football performance and exemplary

leadership. An ACC player has won three of the last five Campbell Trophy and each of the last two.

AROUND THE ACC

■ **Boston College (BCeagles.com):** Redshirt sophomore QB Dennis Grosel came off the bench against Louisville to replace an injured Anthony Brown and fired his first career touchdown pass on his first pass attempt. Grosel finished the game 9 for 24 for 111 yards and three touchdowns. He became the first BC back-up to throw for three touchdowns in a game since Paul Peterson against West Virginia in 2003.

■ **Clemson (ClemsonTigers.com):** The North Carolina game was a matchup of two of the five active head coaches with FBS national championships to their credit. With the victory, head coach Dabo Swinney now has at least one career win against every active national championship head coach (Mack Brown, Jimbo Fisher, Les Miles and Nick Saban), including wins against Brown, Fisher and Saban in Clemson's last six games.

■ **Duke (GoDuke.com):** Senior linebacker Koby Quansah led the Duke defense for the third consecutive game, with 11 tackles in a 33-30 loss to Pitt. Quansah ranks third in the ACC in tackles per game (9.6).

■ **Florida State (Seminoles.com):** Quarterback Alex Hornibrook passed for a career-high 316 yards, including three touchdowns in his first career start two weeks ago against NC State. He completed 29 of 40 attempts, matching his career-high on attempts, for his first 300-yard game. The fifth-year graduate transfer was 26-6 as a starter at Wisconsin.

■ **Georgia Tech (RamblinWreck.com):** In his last two home games, Georgia Tech junior linebacker David Curry has made 30 tackles, including 16 vs. North Carolina, which broke his previous career high of 14, set in the last home game vs. The Citadel (Sept. 14). Curry upped his team-leading season total to 45 tackles through five games.

■ **Louisville (GoCards.com):** UL running back Javian Hawkins became the third freshman in Louisville history to have three 100-yard rushing games in the first five games of a season after rushing for a career-high 177 yards on 25 attempts in the win over BC. He joins Victor Anderson (2008) and Lamar Jackson (2015) as the only Cardinals to accomplish the feat. He is the first running back with three 100-yard games in a season since Brandon Radcliff in 2016.

■ **Miami (HurricaneSports.com):** Miami sophomore Brevin Jordan hauled in a game-high seven catches for a career-best 136 yards and one touchdown in the 42-35 loss to Virginia Tech. Jordan, who had a career-long 51-yard reception, ranks No. 1 nationally in yards per game (73.8) among FBS tight ends and has more receiving yards than any other tight end at a Power 5 school (369).

■ **North Carolina (GoHeels.com):** Sam Howell set UNC freshman records for completions (33), attempts (51) and yards (376) and tied the touchdown record with four in the 38-22 victory at Georgia Tech. His 376 yards passing were the 14th most in a single game at Carolina and the

most by a Tar Heel since Mitch Trubisky went for 439 yards against Florida State in 2016.

■ **NC State (GoPack.com):** The Wolfpack defense tallied eight sacks against Florida State, the most ever allowed by the Seminoles.

■ **Pitt (PittsburghPanthers.com):** Pitt has won three consecutive games courtesy of fourth-quarter comebacks, including last week's 33-30 win at Duke. The Panthers rallied late to defeat UCF, 35-34, and a week later knocked off Delaware, 17-14.

■ **Syracuse (Cuse.com):** The Orange recovered a fumble against Holy Cross to extend its streak of consecutive games with a takeaway to 19. Syracuse has the second-longest active takeaway streak in FBS football behind Mississippi State (21). Syracuse did not intercept a pass against Holy Cross, ending a streak of consecutive games with a pick at 17.

■ **Virginia (VirginiaSports.com):** UVA trailed Old Dominion 17-0 but scored 28 unanswered points to earn the victory. It was Virginia's biggest comeback since trailing 21-0 versus North Carolina at the half in 2002.

■ **Virginia Tech (HokieSports.com):** In his first collegiate start, QB Hendon Hooker led the Hokies to an impressive 42-35 victory at Miami. He accounted for 260 total yards and four touchdowns, and did not have a turnover. His 184 passing yards were a career best and included a 67-yard strike to TE James Mitchell. Hooker also led the Hokies on the ground with 72 yards and a score.

■ **Wake Forest (GoDeacs.com):** Wake Forest has won nine straight games that have been decided by six points or fewer. Wide receiver Sage Surratt made a touchdown catch in seven straight games. That breaks the school record set by Desmond Clark, who had six in 1998.

ACTIVE CAREER RUSHERS IN ACC

■ Five active ACC running backs have rushed for at least 2,000 career yards, led by Boston College's AJ Dillon and Clemson's Travis Etienne, who each have more than 2,800 yards.

Top Active Career Rushing Yards (active career rank)

1. AJ Dillon, Boston College 3,442 (4th)
2. Travis Etienne, Clemson 2,886 (8th)
3. Cam Akers, Florida State 2,312 (22nd)
4. Moe Neal, Syracuse 2,031 (36th)
5. Cade Carney, Wake Forest 2,028 (37th)

College Football 150th Anniversary

• CFB150 is a non-profit corporation formed to plan and administer a national celebration of the sport's anniversary. The corporation's Board of Directors is made up of college football stakeholder organizations. Funding for the Anniversary office was provided by the College Football Playoff and NCAA.

• The celebration will showcase the rich history and traditions of the sport and its contribution to American society, while also promoting the opportunity it continues to provide to thousands of student-athletes across all levels of college football.

• The Anniversary date for college football is November 6, 2019, marking 150 years since the first game between Princeton and Rutgers, November 6, 1869. The game was played on a plot of ground where present day Rutgers gymnasium now stands in New Brunswick, N.J. Rutgers won the first game, 6-4. There will be a number of special commemorations during Anniversary Week in November.



ACC NETWORK




Owned and operated by ESPN in partnership with the Atlantic Coast Conference, ACC Network (ACCN) is a new 24/7 national network dedicated to ACC sports that launched on August 22, 2019. Approximately 450 live contests including 40 regular-season football games, 150 men's and women's basketball games, and 200 other regular-season competitions and tournament games from across the conference's 27 sponsored sports will be televised annually, plus a complement of news and information shows and original programming. Together, the ACCN and its digital platform, ACC Network Extra (ACCNX), will feature 1,350 ACC events in its first year. ESPN has been televising ACC content since 1979 and has exclusive rights to every conference-controlled game across all sports and championships.


*Carriage agreements are also in place with the following video providers: DIRECTV, Dish, Google Fiber, Hulu Live TV, Optimum, PlayStation Vue, Suddenlink, Spectrum TV, TVision, Verizon Fios, members of the NCTC, NRTC, Vivicast and YouTube TV, among others. All ACCN games will also be available on the ESPN app to authenticated cable subscribers. Fans interested in learning more about ACCN can visit www.GetACCN.com.

FOUR NEW COACHES IN 2019

The ACC welcomes four new coaches in 2019, including Geoff Collins at Georgia Tech, Scott Satterfield at Louisville, Manny Diaz at Miami and Mack Brown at North Carolina. Collins and Satterfield are coming off successful stints at Temple and Appalachian State, respectively. Diaz, Miami's defensive coordinator the last three seasons, earned his first head coaching job after Mark Richt announced his retirement. Brown returns to the Tar Heels, where he coached from 1988-97 and entered 2019 as the winningest active coach in the country.



Geoff Collins
Georgia Tech



Scott Satterfield
Louisville



Manny Diaz
Miami



Mack Brown
North Carolina

Five of the nation's top 25 active coaches in career victories are from the ACC, which is the most of any conference. All five have more than 100 career wins.

Among active coaches, ACC head coaches Dabo Swinney of Clemson, Scott Satterfield of Louisville and North Carolina's Brown rank among the top 25 in the nation in career winning percentage. Swinney's .801 winning percentage is second only to Washington's Chris Petersen.

Career Victories - Active Coaches

Pl.	Name, School	Wins
1.	Mack Brown, North Carolina	247
2.	Nick Saban, Alabama	237
3.	Brian Kelly, Notre Dame	235
4.	Willie Fritz, Tulane	174
5.	Gary Patterson, TCU	170
6.	Kirk Ferentz, Iowa	168
7.	Frank Solich, Ohio	166
8.	Chris Creighton, Eastern Michigan	164
9.	Les Miles, Kansas	144
10.	Chris Petersen, Washington	143
11.	Rocky Long, San Diego State	140
12.	Skip Holtz, Louisiana Tech	138
13.	Mike Leach, Washington State	136
	Craig Bohl, Wyoming	136
15.	Lance Leipold, Buffalo	134
16.	Mark Dantonio, Michigan State	129
17.	Mike Gundy, Oklahoma State	125
18.	Kyle Whittingham, Utah	124
19.	Dave Clawson, Wake Forest	123
20.	Dabo Swinney, Clemson	121
21.	Bronco Mendenhall, Virginia	119
22.	David Cutcliffe, Duke	114
23.	Jeff Tedford, Fresno State	106
24.	Randy Edsall, Connecticut	101
25.	Jim Harbaugh, Michigan	100

Career Winning Percentage

Pl.	Name, School	Record	Pct.
1.	Chris Petersen, Washington	143-35-0	.803
2.	Dabo Swinney, Clemson	121-30-0	.801
3.	Nick Saban, Alabama	237-63-1	.789
4.	Lance Leipold, Buffalo	134-37-0	.784
5.	Jimbo Fisher, Texas A&M	95-29-0	.766
6.	Brian Harsin, Boise State	64-20-0	.762
7.	David Shaw, Stanford	85-29-0	.746
8.	Tom Herman, Texas	43-15-0	.741
9.	Gary Patterson, TCU	170-65-0	.723
10.	Brian Kelly, Notre Dame	235-92-2	.717
11.	Les Miles, Kansas	144-59-0	.709
12.	Jim Harbaugh, Michigan	100-42-0	.704
13.	Chip Kelly, UCLA	50-21-0	.704
14.	Jason Candle, Toledo	32-14-0	.696
15.	Gus Malzahn, Auburn	67-31-0	.684
16.	Paul Chryst, Wisconsin	66-31-0	.680
17.	Neal Brown, West Virginia	38-18-0	.679
18.	Scott Satterfield, Louisville	54-26-0	.675
19.	James Franklin, Penn State	74-36-0	.673
20.	Mike Gundy, Oklahoma State	125-61-0	.672
21.	Craig Bohl, Wyoming	136-68-0	.667
22.	Kyle Whittingham, Utah	124-62-0	.667
23.	Chuck Martin, Miami (OH)	98-49-0	.667
24.	Mack Brown, North Carolina	247-125-1	.664
25.	Willie Fritz, Tulane	174-91-0	.657

ACC HEAD COACHING RECORDS

Head Coach, School	Career	Years	Pct.	at ACC School	Years	Pct.	ACC	Years	Pct.
Steve Addazio, Boston College	54-51	9th	.514	41-40	7th	.506	19-31	7th	.380
Dabo Swinney, Clemson	121-30	12th	.801	121-30	12th	.801	72-16	12th	.818
David Cutcliffe, Duke	114-102	19th	.528	70-73	12th	.490	32-57	12th	.360
Willie Taggart, Florida State	55-59	10th	.482	8-9	2nd	.471	5-6	2nd	.455
Geoff Collins, Georgia Tech	16-13	3rd	.552	1-3	2nd	.250	0-1	1st	.000
Scott Satterfield, Louisville	53-26	7th	.671	2-2	1st	.500	0-1	1st	.000
Manny Diaz, Miami	2-2	1st	.500	2-2	1st	.500	0-1	1st	.000
Mack Brown, North Carolina	246-125-1	31st	.663	71-49-1	11th	.591	42-36-1	11th	.538
Dave Doeren, NC State	69-40	9th	.633	46-36	7th	.561	20-29	7th	.408
Pat Narduzzi, Pitt	31-26	5th	.544	31-26	5th	.544	20-14	5th	.589
Dino Babers, Syracuse	58-37	8th	.611	21-21	4th	.500	10-15	4th	.400
Bronco Mendenhall, Virginia	119-66	15th	.643	20-23	4th	.465	10-16	4th	.385
Justin Fuente, Virginia Tech	53-40	8th	.570	27-17	4th	.614	15-12	4th	.556
Dave Clawson, Wake Forest	123-115	20th	.517	33-35	6th	.485	13-28	6th	.317

The ACC has won seven national championships in football, men's basketball, women's basketball and baseball since 2015. That is the most of any conference. The ACC is the only conference to win each of those four titles over that stretch.

The ACC has won more football national titles than any other conference since 2013 (three of the last six) and more men's basketball national championships than any other league since 2015 (three of the last five).

Football

2013 Florida State (BCS)
2016 Clemson (CFP)
2018 Clemson (CFP)

ACC Champion Clemson won the league's eighth football national championship in 2018 with a 44-16 win over previously unbeaten Alabama. The 28-point margin of victory was the largest over a No. 1 ranked team in ACC history.

The ACC has had a team in either the College Football Playoff or the BCS National Championship Game in each of the past six years.

The ACC matched its league record with 11 bowl teams in 2018, including Boston College, Clemson, Duke, Georgia Tech, Miami, NC State, Pitt, Syracuse, Virginia, Virginia Tech and Wake Forest. The 11 bowl teams tied for the most among any conference.

The ACC finished the bowl season with six postseason wins, which tied for the most among all conferences.

The ACC is the only conference to send every team to at least one bowl game over the last three seasons. In addition, the ACC is tied for the most bowl teams (32) among all conferences over the last three years (11 in 2016, 10 in 2017, 11 in 2018).

Since 2013, the ACC has the second-best record of any Power 5 conference in the BCS, New Year's Six and CFP games, and has the most national championships (Florida State in 2013, Clemson in 2016 & 2018).

The ACC's 19 postseason wins over the last three (2016-18) years are the most of any conference.

A league-record 10 ACC teams were ranked last year in the AP Top 25 poll, including Boston College, Clemson, Duke, Florida State, Miami, NC State, Pitt, Syracuse, Virginia and Virginia Tech. The previous ACC record for most teams ranked in a season was nine in 2008. The 10 ranked teams are tied for most among all conferences.

An ACC football player has won the Heisman Trophy or the Campbell Trophy – commonly referred to as the “Academic Heisman” – in five of the last six years, something no other league can claim. Clemson DT Christian Wilkins won the Campbell Trophy last year. He is the second consecutive winner from the ACC.

In 2019, ACC teams will play more games (20) against Power 5 competition (including Notre Dame) than any of their peers.

This year, ACC teams will play more games against non-conference teams (16) ranked in last year's final Associated Press Top 25 than any other Power 5 conference.

ACC teams will play 26 games against non-conference opponents that participated in bowl games in 2018, the highest total among Power 5 conferences.

The ACC is in its sixth year of a 12-year agreement with the Capital One Orange Bowl, which will host an ACC team—either its champion or next available team—in all years when the Orange Bowl is not a semifinal site for the College Football Playoff. The opponent will be the highest ranked available team from the SEC, Big Ten or Notre Dame.

Eleven ACC football teams have an APR higher than the Division I average of 968, which ties for most among peer conferences. In all sports, the ACC leads all Power 5 conferences with 95 teams from member schools recognized in the most recent NCAA APR Public Recognition Awards.

Ten of 14 ACC Football teams earned a graduation success rate (GSR) at or above the FBS average. That was second-most among Power 5 conferences, both in terms of percentage and in total number.

The ACC remains the only Power 5 conference to have multiple teams score 90 or higher in GSR each year since 2005. Duke (96), Wake Forest (93) and Boston College (90) reached that plateau last year.

In its 2018 U.S. News and World “Best Colleges” rankings, ACC member schools combine for an average rank of 54.7, marking the 12th straight year that the ACC has led all Power 5 conferences.

ACC DIVISIONAL TIEBREAKER

If more than one team in the same division is tied for the best winning percentage in its Conference games, the procedures listed below will be followed to determine the division's representative in the Dr Pepper ACC Championship Game:

Two-Team Tie:

1. Head-to-head competition between the two tied teams.
2. Win percentage of the tied teams within the division.
3. Head-to-head competition versus the team within the division with the best overall win percentage. (Divisional and non-divisional) and proceeding through the division. Multiple ties within the division will be broken from first-to-last using the league's tiebreaking procedures.
4. Overall win percentage versus all common non-divisional opponents.
5. Combined win percentage vs. all non-divisional opponents.
6. Win percentage versus common non-divisional opponents based on their order of finish (overall conference win percentage) and proceeding through other common non-divisional teams based upon their divisional order of finish.
7. The tied team with the higher ranking by the Team Rating Score metric provided by SportSource Analytics following the conclusion of regular season games.
8. The representative shall be chosen by a draw as administered by the Commissioner or the Commissioner's designee.

Three-Team (or More) Team Tie

(Once a team is eliminated from the tie, the tie-breaker procedures restart for the remaining teams. If the three (or more) team tie can be reduced to two teams, the two-team tiebreaker format will then be applied.)

1. Combined head-to-head win percentage among the tied teams.
2. Win percentage of the tied teams within the division.
3. Head-to-head competition versus the team within the division with the best overall (divisional and non-divisional) Conference win percentage, and proceeding through the division. Multiple ties within the division will be broken first to last, using the league's tie-breaker policies.
4. Combined win percentage versus all common non-divisional opponents.
5. Overall win percentage versus non-divisional opponents.
6. Win percentage versus common non-divisional opponents based upon their order of finish (overall win percentage) and proceeding through other common non-divisional opponents based upon their divisional order of finish.
7. The tied team with the higher ranking by the Team Rating Score metric provided by SportSource Analytics following the conclusion of regular season games.
8. The representative shall be chosen by a draw as administered by the Commissioner or the Commissioner's designee.

2019 COMPOSITE SCHEDULE



WEEK 0

Saturday, Aug. 24

Miami 20 vs. No. 8 Florida 24 7 p.m., ESPN
(Camping World Kickoff, Orlando, Fla.)

WEEK 1

Thursday, Aug. 29

Georgia Tech 14 at No. 1 Clemson 52 8 p.m., ACCN

Friday, Aug. 30

Utah State 35 at Wake Forest 38 8 p.m., ACCN

Saturday, Aug. 31

Duke 3 vs. No. 2 Alabama 42 3:30 p.m., ABC
(Chick-fil-A Kickoff, Atlanta, Ga.)
North Carolina 24 vs. South Carolina 20 3:30 p.m., ESPN
(Belk College Kickoff, Charlotte, N.C.)
East Carolina 6 at NC State 34 Noon, ACCN
Virginia Tech 28 at Boston College 35 4 p.m., ACCN
No. 22 Syracuse 24 at Liberty 0 6 p.m., ESPN+
Boise State 36 at Florida State 31 Noon, ESPN
Virginia 30 at Pitt 14 7:30 p.m., ACCN

Monday, Sept. 2

No. 9 Notre Dame 35 at Louisville 17 8 p.m., ESPN

WEEK 2

Friday, Sept. 6

William & Mary 17 at Virginia 52 8 p.m., ACCN
Wake Forest 41 at Rice 21 8 p.m., CBSSN

Saturday, Sept. 7

Ohio 10 at Pitt 20 11 a.m., ACCN
No. 21 Syracuse 20 at Maryland 63 Noon, ESPN
Old Dominion 17 at Virginia Tech 31 Noon, ESPN
Western Carolina 0 at NC State 41 12:30 p.m., RSN
South Florida 10 at Georgia Tech 14 2 p.m., ACCN
Richmond 13 at Boston College 45 3:30 p.m., ACCNX
No. 12 Texas A&M 10 at No. 1 Clemson 24 3:30 p.m., ABC
ULM 44 at Florida State 45 5 p.m., ACCN
North Carolina A&T 13 at Duke 45 6 p.m., ACCNX
Eastern Kentucky 0 at Louisville 42 7 p.m., ACCNX
Miami 25 at North Carolina 28 8 p.m., ACCN

WEEK 3

Friday, Sept. 13

North Carolina 18 at Wake Forest 24 (non-conference) ..
..... 6 p.m., ESPN
Kansas 48 at Boston College 24 7:30 p.m., ACCN

Saturday, Sept. 14

NC State 44 at West Virginia 27 Noon, FS1
Pitt 10 at No. 13 Penn State 17 Noon, ABC
Furman 17 at Virginia Tech 24 Noon, ACCN
The Citadel 27 at Georgia Tech 24 (ot) ... 12:30 p.m., RSN
Louisville 38 at Western Kentucky 27 4 p.m., Stadium
Bethune-Cookman 0 at Miami 63 4 p.m., ACCN
Duke 41 at Middle Tennessee 18 7 p.m., Facebook
Florida State 24 at No. 24 Virginia 31 7:30 p.m., ACCN
No. 1 Clemson 41 at Syracuse 6 7:30 p.m., ABC

WEEK 4

Saturday, Sept. 21

Western Michigan 33 at Syracuse 52 Noon, ACCN
Boston College 30 at Rutgers 16 Noon, BTN
Elon 7 at Wake Forest 49 Noon, RSN
Louisville 24 at Florida State 35 3:30 p.m., ESPN
Appalachian St. 34 at North Carolina 31 ... 3:30 p.m., RSN
UCF 34 at Pitt 35 3:30 p.m., ABC
Central Michigan 12 at Miami 17 4 p.m., ACCN
Ball State 23 at NC State 34 7 p.m., ESPN
Old Dominion 17 at No. 21 Virginia 28 7 p.m., ESPN
Charlotte 10 at No. 1 Clemson 52 7:30 p.m., ACCN

WEEK 5

Friday, Sept. 27

Duke 45 at Virginia Tech 10 7 p.m., ESPN

Saturday, Sept. 28

Holy Cross 3 at Syracuse 41 Noon, ACCN
Delaware 14 at Pitt 17 12:30 p.m., RSN
No. 18 Virginia 20 at No. 10 Notre Dame 35
..... 3:30 p.m., NBC
No. 1 Clemson 21 at North Carolina 20 3:30 p.m., ABC
Wake Forest 27 at Boston College 24 3:30 p.m., ACCN
Georgia Tech 2 at Temple 24 3:30 p.m., CBSSN
NC State 13 at Florida State 31 7:30 p.m., ACCN

WEEK 6

Saturday, Oct. 5

Boston College 39 at Louisville 41 12:30 p.m., RSN
Virginia Tech 42 at Miami 35 3:30 p.m., ESPN
North Carolina 38 at Georgia Tech 22 4 p.m., ACCN
Pitt 33 at Duke 30 8 p.m., ACCN

WEEK 7

Thursday, Oct. 10

Syracuse at NC State 8 p.m., ESPN

Friday, Oct. 11

No. 20 Virginia at Miami 8 p.m., ESPN

Saturday, Oct. 12

Georgia Tech at Duke 12:30 p.m., RSN
Florida State at No. 2 Clemson 3:30 p.m., ABC
Rhode Island at Virginia Tech 4 p.m., ACCN
Louisville at No. 19 Wake Forest 7:30 p.m., ACCN

WEEK 8

Friday, Oct. 18

Pitt at Syracuse 7 p.m., ESPN

Saturday, Oct. 19

Clemson at Louisville Noon, ABC
Georgia Tech at Miami Noon, ACCN
NC State at Boston College Noon, RSN
Duke at Virginia 3:30 p.m., ACCN
North Carolina at Virginia Tech 3:30 p.m., RSN
Florida State at Wake Forest 7:30 p.m., ACCN

WEEK 9

Saturday, Oct. 26

Boston College at Clemson
Duke at North Carolina
Syracuse at Florida State
Virginia at Louisville
Miami at Pitt

WEEK 10

Saturday, Nov. 2

Virginia Tech at Notre Dame 2:30 p.m., NBC
Boston College at Syracuse
Wofford at Clemson
Miami at Florida State
Pitt at Georgia Tech
Virginia at North Carolina
NC State at Wake Forest

WEEK 11

Saturday, Nov. 9

Florida State at Boston College
Clemson at NC State
Notre Dame at Duke TBD, ACCN
Georgia Tech at Virginia
Louisville at Miami
Wake Forest at Virginia Tech

WEEK 12

Thursday, Nov. 14

North Carolina at Pitt 8 p.m., ESPN

Saturday, Nov. 16

Wake Forest at Clemson
Syracuse at Duke
Alabama State at Florida State
Virginia Tech at Georgia Tech
Louisville at NC State

WEEK 13

Thursday, Nov. 21

NC State at Georgia Tech 8 p.m., ESPN

Saturday, Nov. 23

Boston College at Notre Dame 2:30 p.m., NBC
Miami at FIU 7 p.m., CBSSN
Duke at Wake Forest
Syracuse at Louisville
Mercer at North Carolina
Pitt at Virginia Tech
Liberty at Virginia

WEEK 14

Friday, Nov. 29

Virginia Tech at Virginia TBD, ABC or ESPN

Saturday, Nov. 30

Boston College at Pitt
Clemson at South Carolina
Miami at Duke
Florida State at Florida
Georgia at Georgia Tech
Louisville at Kentucky
North Carolina at NC State
Wake Forest at Syracuse

ACC FOOTBALL CHAMPIONSHIP GAME

Saturday, Dec. 7

Atlantic Division Champion vs. Coastal Division Champion
(Bank of America Stadium, Charlotte, North Carolina)
7:30 p.m., ABC

Quarterback

Sept. 3	Jamie Newman, QB, Wake Forest
Sept. 9	Sam Howell, QB, North Carolina
Sept. 16	Trevor Lawrence, QB, Clemson & Bryce Perkins, QB, Virginia
Sept. 23	Kenny Pickett, QB, Pitt
Sept. 30	Alex Hornibrook, QB, Florida State
Oct. 7	Sam Howell, QB, North Carolina
Oct. 14	
Oct. 21	
Oct. 28	
Nov. 4	
Nov. 11	
Nov. 18	
Nov. 25	
Dec. 2	

Running Back

Sept. 3	Travis Etienne, RB, Clemson
Sept. 9	Cam Akers, RB, Florida State
Sept. 16	AJ Dillon, RB, Boston College
Sept. 23	AJ Dillon, RB, Boston College & Cam Akers, RB, Florida State
Sept. 30	AJ Dillon, RB, Boston College
Oct. 7	Javian Hawkins, RB, Louisville
Oct. 14	
Oct. 21	
Oct. 28	
Nov. 4	
Nov. 11	
Nov. 18	
Nov. 25	
Dec. 2	

Offensive Line

Sept. 3	Charlie Heck, OT, North Carolina
Sept. 9	John Phillips, OG, Boston College & John Simpson, OG, Clemson
Sept. 16	John Simpson, OG, Clemson
Sept. 23	Bryce Hargrove, OG, Pitt
Sept. 30	Jack Wohlabaugh, C, Duke
Oct. 7	Mehki Becton, LT, Louisville
Oct. 14	
Oct. 21	
Oct. 28	
Nov. 4	
Nov. 11	
Nov. 18	
Nov. 25	
Dec. 2	

Receiver

Sept. 3	Sage Surratt, WR, Wake Forest
Sept. 9	Scotty Washington, WR, Wake Forest
Sept. 16	Sage Surratt, WR, Wake Forest
Sept. 23	Trishton Jackson, WR, Syracuse
Sept. 30	Tee Higgins, WR, Clemson
Oct. 7	Seth Dawkins, WR, Louisville
Oct. 14	
Oct. 21	
Oct. 28	
Nov. 4	
Nov. 11	
Nov. 18	
Nov. 25	
Dec. 2	

Defensive Line

Sept. 3	Josh Black, NT, Syracuse
Sept. 9	Tomon Fox, DE, North Carolina
Sept. 16	Carlos "Boogie" Basham, DE, Wake Forest
Sept. 23	Marvin Wilson, DT, Florida State
Sept. 30	Larrell Murchison, DT, NC State
Oct. 7	Patrick Jones II, DE, Pitt
Oct. 14	
Oct. 21	

Oct. 28	
Nov. 4	
Nov. 11	
Nov. 18	
Nov. 25	
Dec. 2	

Linebacker

Sept. 3	Rayshard Ashby, LB, Virginia Tech
Sept. 9	Charlie Harris, LB, Georgia Tech
Sept. 16	Isaiah Simmons, LB, Clemson
Sept. 23	Charles Snowden, LB, Virginia
Sept. 30	Koby Quansah, LB, Duke
Oct. 7	Rayshard Ashby, LB, Virginia Tech
Oct. 14	
Oct. 21	
Oct. 28	
Nov. 4	
Nov. 11	
Nov. 18	
Nov. 25	
Dec. 2	

Defensive Back

Sept. 3	Myles Wolfolk, SS, North Carolina
Sept. 9	K'Von Wallace, SS, Clemson
Sept. 16	Nasir Greer, SS, Wake Forest
Sept. 23	Chris Ingram, CB, NC State
Sept. 30	Cyrus Fagan, S, Florida State
Oct. 7	Paris Ford, SS, Pitt
Oct. 14	
Oct. 21	
Oct. 28	
Nov. 4	
Nov. 11	
Nov. 18	
Nov. 25	
Dec. 2	

Specialist

Sept. 3	Brian Delaney, PK, Virginia
Sept. 9	Joe Reed, KR, Virginia
Sept. 16	Sterling Hofrichter, P, Syracuse
Sept. 23	Aaron Mathews, WR, Pitt
Sept. 30	Sterling Hofrichter, P, Syracuse
Oct. 7	Blanton Creque, PK, Louisville
Oct. 14	
Oct. 21	
Oct. 28	
Nov. 4	
Nov. 11	
Nov. 18	
Nov. 25	
Dec. 2	

Rookie

Sept. 3	Sam Howell, QB, North Carolina
Sept. 9	Sam Howell, QB, North Carolina
Sept. 16	Jarren Williams, QB, Miami
Sept. 23	Jarren Williams, QB, Miami
Sept. 30	Amari Gainer, LB, Florida State
Oct. 7	Sam Howell, QB, North Carolina
Oct. 14	
Oct. 21	
Oct. 28	
Nov. 4	
Nov. 11	
Nov. 18	
Nov. 25	
Dec. 2	

TOP 25 POLL REPORTS



	AP/USA Today/CFP													
	BC	Clem	Duke	FSU	GT	UL	UM	NC	NCSU	Pitt	SU	VA	VT	WF
Preseason	-/-	1/1/-	-/RV/-	-/RV/-	-/-	-/-	RV/RV/-	-/-	-/RV/-	-/-	22/22/-	RV/RV/-	RV/RV/-	-/-
Week 2	RV/RV/-	1/1/-	-/-	-/-	-/-	-/-	RV/RV/-	RV/RV/-	-/RV/-	-/-	21/22/-	RV/RV/-	-/-	-/-
Week 3	RV/RV/-	1/1/-	-/-	-/-	-/-	-/-	-/-	RV/RV/-	-/RV/-	-/-	RV/-	25/RV/-	-/-	-/RV/-
Week 4	-/-	1/1/-	-/RV/-	-/-	-/-	-/-	-/-	-/-	-/-	-/-	-/-	21/22/-	-/-	RV/RV/-
Week 5	-/-	1/1/-	-/-	-/-	-/-	-/-	-/-	-/-	-/-	RV/-	-/-	18/18/-	-/-	RV/24/-
Week 6	-/-	2/2/-	-/RV/-	-/-	-/-	-/-	-/-	-/-	-/-	-/-	-/-	23/22/-	-/-	22/20/-
Week 7	-/-	2/2/-	-/-	-/-	-/-	-/-	-/-	-/-	-/-	RV/-	-/-	20/19/-	-/-	19/17/-
Week 8														
Week 9														
Week 10														
Week 11														
Week 12														
Week 13														
ACC CG														
Bowls														
Final														

ACC ASSOCIATED PRESS RANKING HISTORY

School	Consecutive Polls	Top 10	No. 1	Weeks Ranked
Boston College	-	34	1	144
Clemson	75	169	16	442
Duke	-	57	-	172
Florida State	-	368	72	560
Georgia Tech	-	146	-	306
Louisville	-	40	-	141
Miami	-	303	68	490
North Carolina	-	76	1	245
NC State	-	11	-	161
Pitt	-	125	21	297
Syracuse	-	69	7	205
Virginia	5	24	3	172
Virginia Tech	-	95	-	302
Wake Forest	2	-	-	44

COLLEGE FOOTBALL PLAYOFF RANKINGS

School	N5	N12	N19	N26	D3	D8
--------	----	-----	-----	-----	----	----

ASSOCIATED PRESS RANKINGS

School	P	\$3	\$8	\$15	\$22	\$29	06
Alabama	2	2	2	2	2	1	1
Clemson	1	1	1	1	1	2	2
Georgia	3	3	3	3	3	3	13
Ohio State	5	5	6	6	5	4	13
LSU	6	6	4	4	4	5	5
Oklahoma	4	4	5	5	6	6	6
Florida	8	11	9	9	9	10	7
Wisconsin	19	17	14	t13	8	8	8
Notre Dame	9	8	7	7	10	9	9
Penn State	15	15	13	t13	12	12	10
Texas	10	9	12	12	11	11	11
Auburn	16	10	8	8	7	7	12
Oregon	11	16	15	16	13	13	13
Boise State	-	24	22	20	16	16	14
Utah	14	13	11	10	19	17	15
Michigan	7	7	10	11	20	19	16
Iowa	20	20	19	18	14	14	17
Arizona State	-	-	-	24	-	20	18
Wake Forest	-	-	-	-	-	22	19
Virginia	-	-	25	21	18	23	20
SMU	-	-	-	-	-	24	21
Baylor	-	-	-	-	-	-	22
Memphis	-	-	-	-	-	-	23
Texas A&M	12	12	16	17	23	t25	24
Cincinnati	-	-	-	-	-	-	25
Washington	13	14	23	22	17	15	-
UCF	17	18	17	15	22	18	-
Oklahoma St.	-	-	-	-	-	21	-
Michigan State	18	19	18	-	25	t25	-
Cal	-	-	-	23	15	-	-
USC	-	-	24	-	21	-	-
Kansas State	-	-	-	-	24	-	-
Washington St.	23	22	20	19	-	-	-
TCU	-	-	-	25	-	-	-
Maryland	-	-	21	-	-	-	-
Syracuse	22	21	-	-	-	-	-
Stanford	25	23	-	-	-	-	-
Iowa State	21	t25	-	-	-	-	-
Nebraska	24	t25	-	-	-	-	-

ATLANTIC DIVISION

BOSTON COLLEGE

Web: bceagles.com
Shipping & Mailing: 238 Conte Forum, 140 Commonwealth, Ave., Chestnut Hill, MA 02467
Office Phone: 617-552-3004
Associate Athletics Director: Jason Baum, j.baum@bc.edu, 201-966-6338
Associate Director/Secondary Football Contact: Brendan Flynn, flynnhu@bc.edu, 203-415-5381
Twitter: @BCFootball; @BCEagles
Weekly Press Conference: Monday at noon



CLEMSON

Web: ClemsonTigers.com
Mailing: PO Box 31, Clemson, SC 29633
Shipping: 100 Perimeter Road/Jervey Athletic Center, Clemson, SC 29634
Office Phone: 864-656-2114
Football Contact: Ross Taylor, rt5@clemson.edu, 972-741-7778
Sr. Assoc. Director of Communications: Brian Hennessy, bhennes@clemson.edu, 864-986-9046
Twitter: @ClemsonTigers; @ClemsonFB
Weekly Press Conference: Tuesday, 11 a.m. (Monday at 11 a.m. for Aug. 29 game)



FLORIDA STATE

Web: seminoles.com
Mailing: PO Box 2195, Tallahassee, FL 32316
Shipping: 403 Stadium Drive West, D0107, Tallahassee, FL 32306
Office Phone: 850-645-7683
Sr. Assoc. Communications Director: Derek Satterfield, dsatterfield@fsu.edu, 850-228-7204
Secondary Football Contact: Steven McCartney, smccartney@fsu.edu, 850-322-6711
Twitter: @FSUFootball, @Seminoles
Weekly Press Conference: Monday at noon



LOUISVILLE

Web: GoCards.com
Mailing & Shipping: 2100 S. Floyd Street, Louisville, KY 40208
Office Phone: 502-852-6581
Sr. Associate AD/SID: Kenny Klein, kenny@gocards.com (credentials)
Assistant SID/Football Contact: Rocco Gasparro, rocco@gocards.com, 502-262-2258
Assistant SID/Secondary Football Contact: Stephen Williams, stephen@GoCards.com, 502-544-0282
Twitter: @UofLFootball; @GoCards
Weekly Press Conference: Monday at noon



NC STATE

Web: GoPack.com
Mailing: Campus Box 8504, Raleigh, NC 27607
Shipping: Murphy Football Center, 4600 Trinity Road, Raleigh, NC 27607
Office Phone: 919-515-1181
Assistant Athletics Director: Annabelle Myers, annabelle_myers@ncsu.edu, 919-819-8302
Director of Athletics Digital Communications/Secondary Football: Brian Reinhardt, brian_reinhardt@ncsu.edu, 919-819-8317
Twitter: @PackFootball
Weekly Press Conference: Monday at noon



SYRACUSE

Web: Cuse.com
Mailing & Shipping: Manley Fieldhouse, 1301 East Colvin Street, Syracuse, NY 13244
Office Phone: 315-443-2608
Executive Senior Associate AD/Chief Communications Officer: Sue Edson, sedson@syr.edu (credentials)
Assistant Director/Football SID: Mike Morrison, mdmorriss@syr.edu, 315-952-4809
Secondary FB Contact: Tyler Cady, tpcady@syr.edu, 315-941-6569
Twitter: @CuseFootball, @Cuse
Weekly Press Conference: Monday at 11:30 a.m.



WAKE FOREST

Web: GoDeacs.com
Mailing & Shipping: 519 Deacon Blvd., Winston-Salem, N.C. 27105
Office Phone: 336-758-5640
Associate AD/Athletic Communications: Steve Shutt, shuttsj@wfu.edu, 336-970-7512
Assistant Director/Secondary Football Contact:
Twitter: @WakeFB; @DemonDeacons
Weekly Press Conference: Tuesday at 11 a.m.



COASTAL DIVISION

DUKE

Web: GoDuke.com
Mailing: Box 90557, Durham, NC 27708-0557
Shipping: Scott Family Athletics Performance Center, Room 364, 110 Whitford Drive, Durham, NC 27708
Office Phone: 919-684-2633
Senior Associate Director of Athletics/External Affairs:
 Art Chase, chasea@duke.edu
Cell: 919-599-9820
Football Contact: Kat Castner, kaitlyn.castner@duke.edu, 484-695-0670
Twitter: @DukeFootball; @DukeAthletics
Weekly Press Conference: Tuesday at 12:30 p.m.



GEORGIA TECH

Web: ramblinwreck.com
Mailing & Shipping: 150 Bobby Dodd Way NW, Atlanta, GA 30332
Office Phone: 404-894-5445
Assistant AD for Communications/PR: Mike Flynn, mflynn@athletics.gatech.edu, 828-964-6406
Assistant Director/Secondary Football Contact: Andrew Clausen, aclausen@athletics.gatech.edu, 678-764-0867
Twitter: @GeorgiaTechFB
Weekly Press Conference: Tuesday at 11:30 a.m. (Sunday at 3:15 p.m. for Aug. 29 game)



MIAMI

Web: HurricaneSports.com
Mailing & Shipping: 5821 San Amaro Drive, Coral Gables, FL 33146
Office Phone: 305-284-3244; Fax: 305-284-2807
Sr. Associate AD/Communications & Digital Strategy: Carter Toole, carter.toole@miami.edu, 615-598-8540
Director/Football Contact: Camron Ghorbi, c.ghorbi@miami.edu, 786-877-7329
Twitter: @CanesFootball; @MiamiHurricanes
Weekly Press Conference: Monday at 1 p.m.



NORTH CAROLINA

Web: GoHeels.com
Mailing: PO Box 2126, Chapel Hill, NC 27514
Shipping: Smith Center/2nd floor, 300 Skipper Bowles Dr., Chapel Hill, NC 27514
Office Phone: 919-962-2123
Associate Director/Football Contact: Jeremy Sharpe, jsharpe7@unc.edu, 520-275-9895
Assistant Director/Secondary Football Contact: Mark Kimmel, mkimmel@unc.edu, 919-619-3344
Twitter: @TarHeelFootball; @GoHeels
Weekly Press Conference: Monday at 11 a.m.



PITT

Web: PittsburghPanthers.com
Mailing: P.O. Box 7436, Pittsburgh, PA 15213-0436
Shipping: Petersen Events Center, 3719 Terrace Street, Pittsburgh, Pa. 15261
Office Phone: 412-648-8420
Executive Associate AD/Media Relations: E.J. Borghetti, eborghetti@athletics.pitt.edu, 412-491-5110
Assistant Director/Secondary Football Contact: R.J. Sepich, rsepich@athletics.pitt.edu, 412-452-1992
Twitter: @Pitt_FB; @Pitt_ATHLETICS
Weekly Press Conference: Monday at noon



VIRGINIA

Web: VirginiaSports.com
Mailing: PO Box 400853, Charlottesville, VA 22904-4853
Shipping: 295 Massie Road, Charlottesville, VA 22903
Office Phone: 434-982-5500
Assistant AD: Jim Daves, jimdaves@virginia.edu, 434-962-7668
Assistant Director/Primary Football Contact: Vince Briedis, briedis@virginia.edu, 434-326-3792
Twitter: @UVAFootball; @VirginiaSports
Weekly Press Conference: Monday at noon



VIRGINIA TECH

Web: HokieSports.com
Mailing & Shipping: 401 Cassell Coliseum - 675 Washington Street SW - Blacksburg, VA 24061
Office Phone: 540-213-9965
Associate Athletics Director: Pete Moris, Morisvt@vt.edu, 816-213-5411
Associate Director/Secondary Contact: Peter Long, lpeter@vt.edu, 732-814-5436
Twitter: @HokiesFB
Weekly Press Conference: Monday at 11:45 a.m.



ACC COMMUNICATIONS STAFF

4512 Weybridge Lane • Greensboro, NC 27407

Kevin Best Sr. Associate Commissioner/Communications
kbest@theacc.org 919-619-7020 (cell)

Andy Fledgerjohn Assistant Commissioner
afledger@theacc.org 434-906-0075 (cell)

Steve Phillips Editorial & Content Manager
sphillips@theacc.org 336-369-1004

Justin Wilson Director
jwilson@theacc.org 336-369-3713

Tyler Beck Assistant Director
tbeck@theacc.org 336-369-3744

THEACC.COM

The Atlantic Coast Conference's official website – theACC.com – is the source for complete conference football information. The media section of the website (theACC.com/media) offers additional information for use by members of the media, including access to ACC PhotoShelter, the home for conference and school logos, head shots of players and coaches from select sports and images from ACC events and championships.

ACCESSING ACC MEDIA PORTAL & DIGITAL LICENSE

ACC Media Portal (Highlights & Press Conferences): The ACC and XOS Digital have partnered to provide individual highlight packages from all ACC-controlled regular season football and men's basketball games to approved TV news affiliates for the 2019-20 seasons. Upon the conclusion of each game, highlights will be available for local TV news affiliates to download and use in televised news programming at no cost. Outlets may access the highlights, along with any weekly head coach press conferences, through the ACC Media Portal. This portal replaces the ACC Video Clip Service (AVCS). The use of ACC game highlights provided through the ACC Media Portal remain subject to those restrictions outlined in the ACC News Access Guidelines. Interested affiliates should email licensing@xosdigital.com to register for the ACC Media Portal and for additional information. Approved affiliates will receive a confirmation email along with credentials to access the ACC Media Portal.


ACC Digital License: Per the ACC News Access Guidelines, game footage (station shot or broadcast) may not be distributed through digital platforms without a license. The ACC and XOS Digital now offer a turnkey digital highlight license specifically designed for local TV affiliates. This license will cover the use of ACC game footage across official station websites, apps, and social media platforms. Distribution of in-game highlights on any platform during the broadcast window is strictly prohibited, regardless of a digital license. Interested affiliates should email licensing@xosdigital.com to receive more information or to purchase a digital license.

ACC Digital Content: Agencies with interest in accessing or licensing ACC digital content beyond what is provided for in the ACC News Access Guidelines and as set forth in the preceding paragraphs should contact Chad Swofford, VP, General Manager of ACC Digital at Raycom Sports, at cswofford@raycomsports.com.

collegepressbox.com
SINCE 2005 EVERYTHING BUT THE PRE-GAME MEAL

COLLEGEPRESSBOX.COM

Now in its 15th season, collegepressbox.com is the official media website of Division I football. Access is provided to approved members of the media as well as a variety of working professionals in the college football industry, including coaches, scouts, analysts and more. In order to be provided with the full range of content, you must register and be approved for access, a process that takes just a few minutes.



In its ninth year in Charlotte, the ACC Football Championship Game will be played at Bank of America Stadium on Saturday, December 7.

2019 ACC CHAMPIONSHIP GAME WEEK SCHEDULE

Sunday, December 1

Coaches Media Teleconference, 4 p.m.

Monday, December 2

Players Media Teleconference, 11:30 a.m.

Friday, December 6

Championship Game Press Conference, 1 p.m. (Bank of America Stadium)

Saturday, December 7

ACC Football Championship Game (Kickoff, 7:30 p.m., ABC)



ACC FOOTBALL CHAMPIONSHIP HEADQUARTERS - CHARLOTTE MARRIOTT CITY CENTER

The Charlotte Marriott City Center will serve as both the ACC Championship Game headquarters and the media headquarters for the ACC's 15th Annual Football Championship Game. A media workroom and hospitality room with complimentary internet wireless connections will be available on Friday and Saturday. The Charlotte Marriott City Center is located at 100 W Trade St, Charlotte, NC 28202, (704) 333-9000.

IMPORTANT DATES FOR COVERING ACC FOOTBALL

Tuesday, September 3

- First ACC Player of the Week Awards announced at 1 p.m. Thereafter, weekly honors will be announced each Monday at 1 p.m. throughout the year.

Monday, November 4

- ACC Football Championship Game credential application website opens.

Sunday, December 1

- Jacobs Blocking Trophy announced, 1 p.m.
- ACC Football Championship Game participating coaches teleconference, 4-5 p.m.
- All-ACC Football Team voting ends at 5 p.m.

Monday, December 2

- ACC Football Championship Game participating student-athletes teleconference, 11:30 a.m.-12:30 p.m. (times subject to change)
- All-ACC Football Team announced, 3 p.m.
- Deadline for media credential applications to ACC Football Championship Game, 5 p.m.

Tuesday, December 3

- ACC Coach, Offensive, Defensive and Overall Rookie of the Year announced, 1 p.m.

Wednesday, December 4

- ACC Offensive, Defensive and Overall Player of the Year Announced, 1 p.m.

Thursday, December 5

- Jim Tatum Award (Top Football Scholar-Athlete) and Brian Piccolo Award, (Most Courageous Football Student-Athlete) announced, 11 a.m.

Friday, December 6

- ACC Football Championship Game Press Conference (Both participating coaches), 1 p.m., Bank of America Stadium
- ACC Night of Legends

Saturday, December 7

- 2019 ACC Football Championship Game, Bank of America Stadium, Charlotte, N.C., 7:30 p.m., ABC

Sunday, December 8

- Selection Sunday – College Football Playoff and ACC Bowl Teams announced

December 18, 2019 & February 5, 2020

- National Football Signing Days

COLLEGE FOOTBALL PLAYOFF RANKINGS

Each fall, the College Football Playoff Selection Committee meets in person to produce interim rankings before Selection Day. During each meeting, the selection committee ranks 25 teams.

The dates for the fall of 2019 are as follows:

Tuesday, Nov. 5

Tuesday, Nov. 12

Tuesday, Nov. 19

Tuesday, Nov. 26

Tuesday, Dec. 3

Sunday, Dec. 8 (selection day and playoff semifinal teams announced)

2020 ACC KICKOFF - THE WESTIN CHARLOTTE

Wednesday, July 22 (Coastal Division Coaches & Student-Athletes); Thursday, July 23 (Atlantic Division Coaches & Student-Athletes)

2019-20 ACC BOWL SELECTION PROCESS

THEACC.COM/BOWLS | @ACCFOOTBALL | #ACCFOOTBALL



ACC AFFILIATED BOWL GAMES

Mon., Dec 23	Bad Boy Mowers Gasparilla Bowl	AAC/C-USA/ACC	Tampa, Fla.	2:30 p.m.	ESPN
Thurs., Dec 26	Walk-On's Independence Bowl	ACC/SEC	Shreveport, La.	4 p.m.	ESPN
	Quick Lane Bowl	ACC/Big Ten	Detroit, Mich.	8 p.m.	ESPN
Fri., Dec 27	Military Bowl Presented by Northrop Grumman	ACC/AAC	Annapolis, Md.	Noon	ESPN
	New Era Pinstripe Bowl	ACC/Big Ten	Bronx, N.Y.	3:20 p.m.	ESPN
Sat., Dec 28	Camping World Bowl	ACC/Big 12	Orlando, Fla.	Noon	ABC
	Goodyear Cotton Bowl Classic	At-large/At-large	Arlington, Texas	Noon	ESPN
	Chick-fil-A Peach Bowl	At-large/At-large	Atlanta, Ga.	4 or 8 p.m.	ESPN
	PlayStation Fiesta Bowl	At-large/At-large	Glendale, Ariz.	4 or 8 p.m.	ESPN
Mon., Dec 30	Franklin American Music City Bowl	ACC/SEC or Big Ten	Nashville, Tenn.	4 p.m.	ESPN
	Capital One Orange Bowl	ACC/SEC, Big Ten or Notre Dame	Miami Gardens, Fla.	8 pm.	ESPN
Tues., Dec 31	Belk Bowl	ACC/SEC	Charlotte, N.C.	Noon	ESPN
	Tony the Tiger Sun Bowl	ACC/Pac-12	El Paso, Texas	2 p.m.	CBS
Wed., Jan 1	VRBO Citrus Bowl	SEC/ACC or Big Ten	Orlando, Fla.	1 p.m.	ABC
Thurs., Jan 2	Tax Slayer Gator Bowl	ACC/Big Ten/SEC	Jacksonville, Fla.	7 p.m.	ESPN
	Birmingham Bowl	SEC/AAC/ACC	Birmingham, Ala.	3 p.m.	ESPN
Mon., Jan 13	CFP National Championship	At-large/At-large	New Orleans, La.	8 p.m.	ESPN

ACC BOWL SELECTION PROCESS

College Football Playoff (four teams)

The Chick-fil-A Peach Bowl and PlayStation Fiesta Bowl are national semifinal sites for the 2019 season. There is no limit on how many teams from one conference can appear in the CFP.

ACC Champion - Top Four CFP Ranking

If the ACC Champion is in the top four of the final CFP rankings, it will play in one of the national semifinal games.

ACC Champion - Not in Top Four CFP Ranking

If the ACC Champion is not in the top four of the final CFP rankings, it will appear in the Capital One Orange Bowl against the highest ranked available team from the Big Ten, SEC or Notre Dame following team selection by the Rose (Big Ten) and Sugar (SEC) Bowls.



HOME OF THE ACC

Capital One Orange Bowl

The Capital One Orange Bowl will host the ACC Champion (or highest ranked ACC team not ranked in the top four against the highest ranked available team from the Big Ten, SEC or Notre Dame following team selection by the Rose (Big Ten) and Sugar (SEC) bowls.

VRBO Citrus Bowl/Camping World Bowl

If the ACC opponent in the Capital One Orange Bowl is from the Big Ten, then an ACC team will be selected for the VRBO Citrus Bowl. The Camping World Bowl has the first pick of an ACC team after the CFP, New Year's Six Bowls and Citrus Bowl are filled.

Tier One Bowls (all equal selection status)

Belk Bowl
Franklin American Mortgage Music City Bowl or
TaxSlayer Gator Bowl
New Era Pinstripe Bowl
Tony the Tiger Sun Bowl

Additional Bowls

Military Bowl Presented by Northrop Grumman
Walk-On's Independence Bowl
Quick Lane Bowl

Secondary*

Bad Boy Mowers Gasparilla Bowl
Birmingham Bowl

*If not filled by other conferences and additional ACC teams are available.



Thursday, October 10
Syracuse (3-2, 0-1 ACC)
at NC State (3-2, 0-1 ACC)
8 p.m.; ESPN

NC State leads series, 10-2
Last meeting: SU, 51-41 (2018)

Head Coaches:

Syracuse - Dino Babers (21-21 in fourth season at Syracuse; 58-37 in eighth season overall)

NC State - Dave Doeren (46-36 in seventh season at NC State; 69-40 in ninth season overall)

Notes: After snapping a five-game NC State winning streak in the series last season in the Carrier Dome, the Orange will attempt to win back-to-back games against the Wolfpack for the first time • Thursday night's game continues a run of six consecutive Atlantic Division games for NC State, which has road dates at Boston College and Wake Forest after playing host to the Orange • It is the first of two Thursday night games for the Wolfpack, which visits Georgia Tech on Nov. 21 • QB Eric Dungey threw for three touchdowns and ran for another to lead the Orange to last year's victory, which clinched Syracuse bowl eligibility for the first time in five seasons • Prior to last year's win, Syracuse's lone victory against the Wolfpack had come by a 24-10 score in 2013 in the first ACC game between the programs • The series opened with four games in the 1970s, followed by a home-and-home set in 1997 and 1998.



Friday, October 11
#20/19 Virginia (4-1, 2-0 ACC)
at Miami (2-3, 0-2 ACC)
8 p.m.; ACC ESPN

Miami leads series, 9-7
Last meeting: UVA, 34-13 (2018)

Head Coaches:

Virginia - Bronco Mendenhall (20-23 in fourth season at Virginia; 119-67 in 15th season overall)

Miami - Manny Diaz (2-3 in first season at Miami and overall)

Notes: The Hurricanes seek their fourth win over the Hurricanes in five seasons, while Virginia will attempt to win at Miami for the first time since 2011 • The Cavaliers' win in Charlottesville last October snapped a three-game Hurricanes' winning streak in the series • A touchdown from Jordan Ellis, three field goals from Brian Delaney and a stout defensive effort proved the keys to Virginia's victory • The win over the No. 16 Hurricanes marked Virginia's first over a ranked team in four years • Miami holds an 8-7 edge in ACC games between the schools and have won five of seven over the Cavaliers in games played in Miami • The lone non-ACC meeting between the teams came in the 1996 Carquest Bowl, with Miami winning 31-21 • One of three Friday games this season for the Cavaliers, who played host to William & Mary on Sept. 6 and will welcome Virginia Tech on Nov. 29.



Saturday, October 12
Georgia Tech (1-4, 0-2 ACC)
at Duke (3-2, 1-1 ACC)
12:30 p.m.; RSN

Georgia Tech leads series, 51-34-1
Last meeting: DU, 28-14 (2018)

Head Coaches:

Georgia Tech - Geoff Collins (1-3 in first season at Georgia Tech; 16-13 in third season overall)

Duke - David Cutcliffe (70-74 in 12th season at Duke; 114-103 in 18th season overall)

Notes: Duke seeks its third consecutive win in the series, which has been played consecutively since 1933 • Games have been played at alternate home sites with the exception of consecutive meetings in Atlanta in 1981 and 1982 • Georgia Tech holds a 22-20 edge in games played in Durham, though the Blue Devils have won the last two meetings at Wallace Wade Stadium • The Yellow Jackets lead 26-10 in ACC play • Duke took advantage of three Georgia Tech fumbles, and QB Daniel Jones threw three touchdown passes to spark the Blue Devils' 28-14 victory last season in Atlanta • Duke's four wins in its last five meetings reversed a series trend in which Georgia Tech won 22 of 24 meetings, including 10 straight from 2004-13 • Saturday's game is the first of a two-game road swing for Georgia Tech, which visits Miami on Oct. 19 • Duke hits the road for two key Coastal Division games at Virginia on Oct. 19 and North Carolina on Oct. 26.



Saturday, October 12
Rhode Island (1-4, 0-3 CAA)
at Virginia Tech (3-2, 1-2 ACC)
12:30 p.m.; ACC Network

VT leads series, 1-0
Last meeting: VT, 34-7 (1980)

Head Coaches:

Rhode Island - Jim Fleming (14-47 in sixth season at Rhode Island; 35-48 in eighth season overall)

Virginia Tech - Justin Fuente (28-17 in fourth season at Virginia Tech; 54-40 in eighth season overall)

Notes: Virginia Tech is set for its second meeting with Rhode Island and the first in 39 years • Virginia Tech's 34-7 win in 1980 contributed to an eventual 8-4 finish and the first of seven consecutive winning seasons for the Hokies under Bill Dooley, who had taken the reins of the program two years earlier following a successful head coaching stint at North Carolina • The Rams will be facing an ACC opponent for the first time since falling 47-0 at Syracuse to open the 2015 season • Rhode Island is led by third-year head coach Jim Fleming, whose resume includes a two-year ACC stop at North Carolina as defensive backs coach and special teams coordinator in 2002 and 2003 • Saturday will mark the third non-conference test for Virginia Tech, which plays host to North Carolina on Oct. 19 before closing out its non-league regular-season slate at Notre Dame on Nov. 2.



Saturday, October 12
Florida State (3-2, 2-1 ACC)
at #2/2 Clemson (5-0, 3-0 ACC)
3:30 p.m.; ABC

FSU leads series, 20-12
Last meeting: CU, 59-10 (2018)

Head Coaches:

Florida State - Willie Taggart (8-9 in second season at FSU; 55-59 in 10th season overall)

Clemson - Dabo Swinney (121-30 in 12th season at Clemson and overall)

Notes: Clemson has won the last four meetings between Atlantic Division rivals since Florida State's 23-17 overtime victory at Tallahassee in 2014 • The Seminoles lead the Tigers 20-12 in all-time meetings, but Clemson holds a 10-6 edge since ending an 11-game FSU series win streak in 2003 • Saturday marks the 27th time in the series' 33-game history that at least one team has been ranked among the Top 25 • The teams met five times between 1970 and 1989 prior to FSU entering the ACC • FSU is 8-7 in previous meetings against Clemson in Death Valley and is 17-10 versus the Tigers in ACC play • The programs have combined to win the previous 10 Atlantic Division titles • QB Trevor Lawrence threw four touchdown passes in last year's game at Tallahassee as Clemson handed the Seminoles their worst home loss in program history and became the first ACC opponent to defeat FSU four years in a row.



Saturday, October 12
Louisville (3-2, 1-1 ACC)
at #19/17 Wake Forest (5-0, 1-0 ACC)
7:30 p.m.; ACCN

UL leads series, 4-2
Last meeting: WF, 56-35 (2018)

Head Coaches:

Louisville - Scott Satterfield (3-2 in first season at Louisville; 54-26 in seventh season overall)

Wake Forest - Dave Clawson (33-35 in sixth season at Wake Forest; 123-115 in 20th season overall)

Notes: Louisville won its first three ACC Atlantic Division meetings versus Wake Forest after joining the conference in 2014, but the Demon Deacons countered with wins each of the previous two seasons • RB Matt Colburn II rushed for career highs of 243 yards and three touchdowns, Sam Hartman threw two TD passes and Wake Forest rolled up a season-high 591 yards in last year's Wake win at Louisville • The lone non-conference meeting between the programs came in the Orange Bowl following the 2006 season, where the Cardinals post a 24-13 win at Miami Gardens • Following Saturday's meeting, Louisville returns home for ACC games versus Clemson (Oct. 19) and Virginia (Oct. 26) • Wake Forest remains at home for games against two more ACC Atlantic Division opponents with Florida State set to visit BB&T Field on Oct. 19 and NC State on Nov. 2.

INDIVIDUAL LEADERS

RUSHING (YPG)

National Leader: Chuba Hubbard, Oklahoma State	182.3
5. AJ Dillon, Boston College	124.2
11. Cam Akers, Florida State	116.4
12. Javian Hawkins, Louisville	112.4

RUSHING (TOTAL)

National Leader: Chuba Hubbard, Oklahoma State	1,094
3. AJ Dillon, Boston College	745
13. Cam Akers, Florida State	582
15. Javian Hawkins, Louisville	562

RUSHING TDs

National Leader: Chuba Hubbard, Oklahoma State	13
9. Cam Akers, Florida State	7
13. AJ Dillon, Boston College	6
13. DeeJay Dallas, Miami	6

PASSING (YPG)

National Leader: Anthony Gordon, Washington State	429.2
7. Jamie Newman, Wake Forest	304.2
19. Kenny Pickett, Pitt	274.0

PASSING (TOTAL)

National Leader: Anthony Gordon, Washington State	2,146
12. Jamie Newman, Wake Forest	1,521
24. Tommy Devito, Syracuse	1,370

COMPLETION PERCENTAGE

National Leader: Joe Burrow, LSU	0.784
12. Jarren Williams, Miami	0.718
18. Jamie Newman, Wake Forest	0.696
22. James Blackman, Florida St.	0.694

RECEIVING (YPG)

National Leader: Omar Bayless, Arkansas State	140.5
11. Sage Surratt, Wake Forest	103.0
12. Tee Higgins, Clemson	101.0
17. Scotty Washington, Wake Forest	94.0

TOTAL OFFENSE (YPG)

National Leader: Anthony Gordon, Washington State	437.4
4. Jamie Newman, Wake Forest	356.6
23. Kenny Pickett, Pitt	287.2

ALL PURPOSE (YPG)

National Leader: Chuba Hubbard, Oklahoma State	193.00
7. AJ Dillon, Boston College	147.17
15. Cam Akers, Florida State	138.00
17. Joe Reed, Virginia	137.60

SACKS (PER GAME)

National Leader: Curtis Weaver, Boise St.	1.80
6. Jordan Mack, Virginia	1.20
12. Larrell Murchison, NC State	1.00
12. Jaylen Twyman, Pitt	1.00
20. Carlos Basham, Jr., Wake Forest	0.90

TOTAL INTERCEPTIONS

National Leader: Douglas Coleman, Texas Tech	5
4. Myles Wolfolk, North Carolina	3
4. Caleb Farley, Virginia Tech	3
4. Jermaine Waller, Virginia Tech	3
24. Six players tied	2

KICKOFF RETURN TDs

National Leader: Jaylond Adams, Southern Miss.	2
2. Joe Reed, Virginia	1

PUNT RETURN TDs

National Leader: 27 players tied	1
1. Thayer Thomas, NC State	1
1. Wendell Davis, Pitt	1

TEAM LEADERS

RUSHING OFFENSE (YPG)

National Leader: Louisiana	314.0
11. Boston College	253.2
20. Louisville	227.4
25. Clemson	222.6

PASSING OFFENSE (YPG)

National Leader: Washington State	450.0
11. Miami	315.0
14. Wake Forest	312.6
16. Florida State	308.2

TOTAL OFFENSE (YPG)

National Leader: Oklahoma	643.8
10. Wake Forest	515.0
14. Boston College	488.2
16. Clemson	486.0
20. Louisville	482.8

SCORING OFFENSE (PPG)

National Leader: LSU	54.6
20. Clemson	38.0

RUSHING DEFENSE (YPG)

National Leader: San Diego St.	45.4
6. NC State	71.8
7. Miami	78.4
15. Virginia	91.4
19. Pitt	97.0

PASSING YARDS ALLOWED (PER GAME)

National Leader: Wisconsin	131.0
4. Clemson	150.4
20. Virginia	184.0
22. Georgia Tech	184.6

TOTAL DEFENSE (YPG)

National Leader: Wisconsin	178.6
6. Clemson	255.2
10. Virginia	275.4
15. Miami	283.0
21. Pitt	298.7

SCORING DEFENSE (PPG)

National Leader: Wisconsin	5.8
9. Clemson	12.0

TURNOVER MARGIN

National Leader: San Jose St.	2.20
11. Boston College	1.00
11. Florida State	1.00

PASSES INTERCEPTED

National Leader: Florida	12
5. Boston College	8
16. North Carolina	6
16. Syracuse	6
16. Virginia Tech	6

FUMBLES RECOVERED

National Leader: Mississippi State	10
9. Duke	6
9. Florida State	6
9. Syracuse	6
18. Miami	5

TEAM SACKS (PER GAME)

National Leader: Penn State	5.00
2. Virginia	4.8
4. Pittsburgh	4.5
9. Clemson	3.8
13. NC State	3.6
16. Florida St.	3.4
16. Syracuse	3.4
16. Virginia Tech	3.4

2019 TEAM-BY-TEAM STATS



BOSTON COLLEGE (3-3, 1-2 ACC)		First Downs				Rushing		Passing		Total Offense		Return	
Opponent	Score	Total	Rush	Pass	Pen	Number-Yards	Comp-Att-Int	Yards	Plays-Yards	Yards	Turnovers	Yards	Turnovers
VIRGINIA TECH	35-28	18/29	10/11	8/17	0/1	48-157/42-98	15-27-1/29-47-3	275/344	75-432/89-442	78/72	1/5		
RICHMOND	45-13	24/20	17/12	6/7	1/1	50-346/44-215	9-16-0/19-26-2	172/149	66-518/70-364	28/29	0/2		
KANSAS	24-48	26/23	12/13	11/9	3/1	47-228/45-329	21-41-0/20-27-1	219/238	88-447/72-567	220/96	0/1		
Rutgers	30-16	27/14	16/2	10/11	1/1	61-277/26-76	13-26-0/23-34-1	159/304	87-436/60-380	24/65	0/2		
WAKE FOREST	24-27	26/22	13/10	13/12	0/0	44-252/54-197	22-31-2/21-33-1	281/243	75-533/87-440	107/20	2/1		
Louisville	39-41	24/26	11/7	11/18	2/1	45-259/44-236	15-33-1/23-34-0	304/428	78-563/78-664	178/65	2/0		
Totals	197-173	145/134	79/55	59/74	7/5	295-1519/255-1151	95-174-4/135-201-8	1410/1706	469-2929/456-2857	635/347	5/11		

CLEMSON (5-0, 3-0 ACC)		First Downs				Rushing		Passing		Total Offense		Return	
Opponent	Score	Total	Rush	Pass	Pen	Number-Yards	Comp-Att-Int	Yards	Plays-Yards	Yards	Turnovers	Yards	Turnovers
GEORGIA TECH	52-14	29/13	20/8	9/5	0/0	49-411/45-157	18-30-2/7-18-2	221/137	79-632/63-294	85/79	3/4		
TEXAS A&M	24-10	26/18	11/6	11/11	4/1	33-121/27-53	24-35-1/24-42-1	268/236	68-389/69-289	26/0	1/2		
Syracuse	41-6	24/10	7/3	13/5	4/2	29-221/42-15	23-42-2/15-29-1	391/172	71-612/71-187	28/75	2/1		
CHARLOTTE	52-10	27/11	15/8	8/1	4/2	39-235/39-153	17-25-1/8-19-1	231/63	64-466/58-216	100/10	2/1		
North Carolina	21-20	14/14	3/6	11/8	0/0	31-125/36-146	18-30-0/15-27-0	206/144	61-331/63-290	67/25	1/0		
Totals	190-60	120/66	56/31	52/30	12/5	181-1113/189-524	100-162-6/69-135-5	1317/752	343-2430/324-1276	306/189	9/8		

DUKE (3-2, 1-1 ACC)		First Downs				Rushing		Passing		Total Offense		Return	
Opponent	Score	Total	Rush	Pass	Pen	Number-Yards	Comp-Att-Int	Yards	Plays-Yards	Yards	Turnovers	Yards	Turnovers
Alabama	3-42	11/30	4/14	4/15	3/1	32-107/42-145	12-22-2/30-36-0	97/367	54-204/78-512	3/22	3/1		
NORTH CAROLINA A&T	45-13	31/10	11/5	19/3	1/2	46-210/29-138	31-44-1/8-25-0	364/111	90-574/54-249	112/47	2/2		
Middle Tennessee	41-18	26/19	14/6	12/11	0/2	45-226/32-138	24-27-0/19-27-0	237/201	72-463/59-339	90/30	0/0		
Virginia Tech	45-10	24/14	9/7	12/3	3/4	41-234/43-139	21-28-0/8-20-1	188/120	69-422/63-259	20/122	0/2		
PITT	30-33	20/22	7/6	8/12	5/4	44-123/35-69	18-45-3/29-48-2	165/268	89-288/83-337	112/161	6/4		
Totals	164-116	112/95	45/38	55/44	12/13	208-900/181-629	106-166-6/94-156-3	1051/1067	374-1951/337-1696	337/382	11/9		

FLORIDA STATE (3-2, 2-1 ACC)		First Downs				Rushing		Passing		Total Offense		Return	
Opponent	Score	Total	Rush	Pass	Pen	Number-Yards	Comp-Att-Int	Yards	Plays-Yards	Yards	Turnovers	Yards	Turnovers
BOISE STATE	31-36	19/38	7/15	12/22	0/1	28-99/57-214	23-34-0/30-51-1	327/407	62-426/108-621	63/33	2/3		
ULM	45-44	30/26	19/7	9/15	2/4	50-219/41-178	30-40-2/23-38-0	282/241	90-501/79-419	167/102	3/1		
Virginia	24-31	21/27	6/8	10/14	5/5	29-95/32-120	22-37-0/30-40-2	234/295	66-329/72-415	0/35	0/2		
LOUISVILLE	35-24	26/18	8/8	16/8	2/2	41-140/47-124	26-34-0/16-28-1	382/286	75-522/75-410	35/47	0/2		
NC STATE	31-13	22/24	4/4	15/15	3/5	32-53/28-88	29-40-0/28-52-0	316/282	72-369/80-370	84/10	0/2		
Totals	166-148	118/133	44/42	62/74	12/17	180-606/205-724	130-185-2/127-209-4	1541/1511	365-2147/414-2235	349/227	5/10		

GEORGIA TECH (1-4, 0-2 ACC)		First Downs				Rushing		Passing		Total Offense		Return	
Opponent	Score	Total	Rush	Pass	Pen	Number-Yards	Comp-Att-Int	Yards	Plays-Yards	Yards	Turnovers	Yards	Turnovers
Clemson	14-52	13/29	8/20	5/9	0/0	45-157/49-411	7-18-2/18-30-2	137/221	63-294/79-632	79/85	4/3		
USF	14-10	21/11	13/4	2/6	6/1	49-181/30-93	14-21-1/16-25-0	76/169	70-257/55-262	60/57	2/2		
THE CITADEL	24-27	14/25	10/21	4/1	0/3	33-183/71-320	7-13-0/1-4-1	118/30	46-301/75-350	165/1	0/1		
Temple	2-24	18/17	5/9	11/6	2/2	35-131/49-195	14-35-1/9-22-1	174/127	70-305/71-322	50/155	3/1		
NORTH CAROLINA	22-38	14/34	7/14	7/19	0/1	29-150/46-211	11-24-2/33-51-1	171/376	53-321/97-587	144/85	2/1		
Totals	76-151	80/116	43/68	29/41	8/7	191-802/245-1230	53-111-6/77-132-5	676/923	302-1478/377-2153	498/383	11/8		

LOUISVILLE (3-2, 1-1 ACC)		First Downs				Rushing		Passing		Total Offense		Return	
Opponent	Score	Total	Rush	Pass	Pen	Number-Yards	Comp-Att-Int	Yards	Plays-Yards	Yards	Turnovers	Yards	Turnovers
NOTRE DAME	17-35	21/18	14/9	6/9	1/0	47-249/42-230	12-28-0/14-23-0	134/193	75-383/65-423	59/16	3/1		
EKU	42-0	23/10	12/6	9/4	2/0	38-322/43-102	13-20-1/9-16-0	220/42	58-542/59-144	37/156	1/0		
WKU	38-21	21/14	13/3	6/8	2/3	51-210/23-43	10-16-0/25-47-0	205/245	67-415/70-288	79/109	1/2		
Florida State	24-35	18/26	8/8	8/16	2/2	47-124/41-140	16-28-1/26-34-0	286/382	75-410/75-522	47/35	2/0		
BOSTON COLLEGE	41-39	26/24	7/11	18/11	1/2	44-236/45-259	23-34-0/15-33-1	428/304	78-664/78-563	65/178	0/2		
Totals	162-130	109/92	54/37	47/48	8/7	227-1141/194-774	74-126-2/89-153-1	1273/1166	353-2414/347-1940	287/494	7/5		

MIAMI (2-3, 0-2 ACC)		First Downs				Rushing		Passing		Total Offense		Return	
Opponent	Score	Total	Rush	Pass	Pen	Number-Yards	Comp-Att-Int	Yards	Plays-Yards	Yards	Turnovers	Yards	Turnovers
Florida	20-24	20/17	4/4	11/11	5/2	36-87/28-50	19-30-0/17-27-2	214/254	66-301/55-304	72/63	1/4		
North Carolina	25-28	27/22	10/8	17/11	0/3	37-179/36-97	30-39-0/17-25-0	309/292	76-488/61-389	15/0	0/0		
BETHUNE-COOKMAN	63-0	26/4	10/1	15/3	1/0	37-257/25-61	26-34-0/11-23-0	333/76	71-590/48-137	41/103	0/1		
CENTRAL MICHIGAN	17-12	16/21	5/2	9/12	2/7	34-51/27-31	17-24-0/23-51-1	250/217	58-301/78-248	37/86	1/3		
VIRGINIA TECH	35-42	27/17	5/7	19/7	3/3	23-94/43-153	32-55-4/10-20-0	469/184	78-563/63-337	51/55	5/0		
Totals	160-106	116/81	34/22	71/44	11/15	167-668/159-392	124-182-4/78-146-3	1575/1023	349-2243/305-1415	216/307	7/8		

NORTH CAROLINA (3-3, 2-1 ACC)		First Downs				Rushing		Passing		Total Offense		Return	
Opponent	Score	Total	Rush	Pass	Pen	Number-Yards	Comp-Att-Int	Yards	Plays-Yards	Yards	Turnovers	Yards	Turnovers
South Carolina	24-20	24/15	11/6	12/6	1/3	52-238/31-128	15-24-0/16-30-2	245/142	76-483/61-270	61/166	1/2		
MIAMI	28-25	22/27	8/10	11/17	3/0	36-97/37-179	17-25-0/30-39-0	292/309	61-389/76-488	0/15	0/0		
Wake Forest	18-24	14/21	7/12	7/8	0/1	37-144/48-222	18-30-0/14-26-1	189/214	67-333/74-436	37/26	1/1		
APPALACHIAN STATE	31-34	29/16	10/7	17/8	2/1	40-146/35-161	27-42-2/20-29-1	323/224	82-469/64-385	136/58	3/1		
CLEMSON	20-21	14/14	6/3	8/11	0/0	36-146/31-125	15-27-0/18-30-0	144/206	63-290/61-331	25/67	0/1		
Georgia Tech	38-22	34/14	14/7	19/7	1/0	46-211/29-150	33-51-1/11-24-2	376/171	97-587/53-321	85/144	1/2		
Totals	159-146	137/107	56/45	74/57	7/5	247-982/211-965	125-199-3/109-178-6	1569/1266	446-2551/389-2231	344/476	6/7		

NC STATE (3-2, 0-1 ACC)		First Downs				Rushing		Passing		Total Offense		Return	
Opponent	Score	Total	Rush	Pass	Pen	Number-Yards	Comp-Att-Int	Yards	Plays-Yards	Yards	Turnovers	Yards	Turnovers
EAST CAROLINA	34-6	23/18	9/3	12/12	2/3	31-191/29-41	26-39-0/26-45-1	314/228	70-505/74-269	26/84	0/2		
WESTERN CAROLINA	41-0	32/6	20/2	10/3	2/1	53-309/19-8	22-33-0/15-27-0	231/98	86-540/46-106	24/26	0/1		
West Virginia	27-44	24/25	12/7	9/14	3/4	37-144/28-173	24-49-0/27-40-1	225/272	86-369/68-445	47/74	0/1		
BALL STATE	34-23	22/25	9/5	11/18	2/2	41-186/30-84	19-34-2/35-57-1	185/333	75-371/87-417	212/33	2/1		
Florida State	13-31	24/22	4/4	15/15	5/3	28-88/32-53	28-52-0/29-40-0	282/316	80-370/72-369	10/84	2/0		
Totals	149-104	125/96	54/21	57/62	14/13	190-918/138-359	119-207-2/132-209-3	1237/1247	397-2155/347-1606	319/301	4/5		

PITT (4-2, 1-1 ACC)

Opponent	Score	First Downs				Rushing Number-Yards	Passing Comp-Att-Int	Yards	Total Offense Plays-Yards	Return Yards	Turnovers
		Total	Rush	Pass	Pen						
VIRGINIA	14-30	15/20	7/10	6/7	2/3	30-78/33-129	21-41-2/20-34-0	185/181	71-263/67-310	26/80	2/0
OHIO	20-10	22/12	7/4	14/6	1/2	37-160/29-35	26-37-0/15-27-0	321/177	74-481/56-212	45/15	0/0
Penn State	10-17	20/17	1/5	17/11	2/1	25-24/32-167	35-51-0/14-30-0	372/222	76-396/62-389	8/62	0/0
UCF	35-34	30/20	11/8	14/7	5/5	37-196/34-85	28-51-0/25-42-2	243/338	88-439/76-423	112/113	1/2
DELAWARE	17-14	21/15	10/4	10/6	1/5	39-172/31-43	23-37-1/14-31-0	271/127	76-443/62-170	27/55	2/0
Duke	33-30	22/20	6/7	12/8	4/5	35-69/44-123	29-48-2/18-45-3	268/165	83-337/89-288	161/112	4/6
Totals	129-135	130/104	42/38	73/45	15/21	203-699/203-582	162-265-5/106-209-5	1660/1210	468-2359/412-1792	379/437	9/8

SYRACUSE (3-2, 0-1 ACC)

Opponent	Score	First Downs				Rushing Number-Yards	Passing Comp-Att-Int	Yards	Total Offense Plays-Yards	Return Yards	Turnovers
		Total	Rush	Pass	Pen						
Liberty	24-0	17/18	6/4	9/10	2/4	44-192/34-4	17-35-2/21-42-2	176/238	79-368/76-234	51/50	3/4
Maryland	20-63	18/29	5/13	12/16	1/0	29-70/45-354	28-41-1/21-38-1	330/296	70-400/83-650	133/33	2/1
CLEMSON	6-41	10/24	3/7	5/13	2/4	42-15/29-221	15-29-1/23-42-2	172/391	71-187/71-612	75/28	1/2
WESTERN MICHIGAN	52-33	25/25	11/8	11/13	3/4	47-258/34-201	27-35-0/23-46-1	287/356	82-545/80-557	98/54	2/4
HOLY CROSS	41-3	19/10	6/1	13/6	0/3	36-143/32-18	23-36-1/15-35-0	286/120	72-429/67-138	87/34	3/1
Totals	143-140	89/106	31/33	50/58	8/15	198-678/174-790	110-176-5/103-203-6	1251/1401	374-1929/377-2191	444/199	11/12

VIRGINIA (4-1, 2-0 ACC)

Opponent	Score	First Downs				Rushing Number-Yards	Passing Comp-Att-Int	Yards	Total Offense Plays-Yards	Return Yards	Turnovers
		Total	Rush	Pass	Pen						
Pitt	30-14	20/15	10/7	7/6	3/2	33-129/30-78	20-34-0/21-41-2	181/185	67-310/71-263	80/26	0/2
WILLIAM & MARY	52-17	25/8	8/3	17/4	0/1	35-216/35-63	25-36-3/5-13-1	295/130	71-511/48-193	287/92	4/1
FLORIDA STATE	31-24	27/21	8/6	14/10	5/5	32-120/29-95	30-40-2/22-37-0	295/234	72-415/66-329	35/0	2/0
OLD DOMINION	28-17	14/16	5/6	7/8	2/2	29-69/44-64	15-24-0/16-26-1	175/206	53-244/70-270	151/42	0/1
Notre Dame	20-35	19/19	5/9	13/7	1/3	29-4/37-157	30-43-2/17-25-0	334/165	72-338/62-322	56/88	5/1
Totals	161-107	105/79	36/31	58/35	11/13	158-538/175-457	120-177-7/81-142-4	1280/920	335-1818/317-1377	609/248	11/5

VIRGINIA TECH (3-2, 1-2 ACC)

Opponent	Score	First Downs				Rushing Number-Yards	Passing Comp-Att-Int	Yards	Total Offense Plays-Yards	Return Yards	Turnovers
		Total	Rush	Pass	Pen						
Boston College	28-35	29/18	11/10	17/8	1/0	42-98/48-157	29-47-3/15-27-1	344/275	89-442/75-432	72/78	5/1
OLD DOMINION	31-17	21/19	7/12	13/5	1/2	39-131/43-202	16-28-0/16-30-0	272/122	67-403/73-324	113/48	2/0
FURMAN	24-17	18/12	12/8	6/2	0/2	43-227/42-163	17-21-1/9-16-1	123/68	64-350/58-231	7/1	2/2
DUKE	10-45	14/24	7/9	3/12	4/3	43-139/41-234	8-20-1/21-28-0	120/188	63-259/69-422	122/20	2/0
Miami	42-35	17/27	7/5	7/19	3/3	43-153/23-94	10-20-0/32-55-4	184/469	63-337/78-563	55/51	0/5
Totals	135-149	99/100	44/44	46/46	9/10	210-748/197-850	80-136-5/93-156-6	1043/1122	346-1791/353-1972	369/198	11/8

WAKE FOREST (5-0, 1-0 ACC)

Opponent	Score	First Downs				Rushing Number-Yards	Passing Comp-Att-Int	Yards	Total Offense Plays-Yards	Return Yards	Turnovers
		Total	Rush	Pass	Pen						
UTAH STATE	38-35	30/23	10/6	18/16	2/1	58-178/31-180	34-47-0/33-48-3	401/416	105-579/79-596	48/20	1/3
Rice	41-21	19/20	7/2	12/15	0/3	35-201/37-67	21-27-0/22-35-0	312/254	62-513/72-321	13/78	0/1
NORTH CAROLINA	24-18	21/14	12/7	8/7	1/0	48-222/37-144	14-26-1/18-30-0	214/189	74-436/67-333	26/37	1/1
ELON	49-7	32/11	14/7	16/3	2/1	42-214/35-95	32-40-1/10-19-0	393/88	82-607/54-183	110/31	1/0
Boston College	27-24	22/25	10/13	12/12	0/0	54-197/44-252	21-33-1/22-31-2	243/281	87-440/75-533	20/107	1/3
Totals	179-105	124/93	53/35	66/53	5/5	237-1012/184-738	122-173-3/105-163-5	1563/1228	410-2575/347-1966	217/273	4/8

**2019 Atlantic Coast Conference
Conference Standings Through games of Oct 06, 2019**

Atlantic

Team	Conference	Pct.	PF	PA	Overall	Pct.	PF	PA	Home	Away	Neut	Streak
Clemson	3-0	1.000	114	40	5-0	1.000	190	60	3-0	2-0	0-0	Won 5
Wake Forest	1-0	1.000	27	24	5-0	1.000	179	105	3-0	2-0	0-0	Won 5
Florida State	2-1	.667	90	68	3-2	.600	166	148	3-1	0-1	0-0	Won 2
Louisville	1-1	.500	65	74	3-2	.600	162	130	2-1	0-1	1-0	Won 1
Boston College	1-2	.333	98	96	3-3	.500	197	173	2-2	1-1	0-0	Lost 2
NC State	0-1	.000	13	31	3-2	.600	149	104	3-0	0-2	0-0	Lost 1
Syracuse	0-1	.000	6	41	3-2	.600	143	140	2-1	1-1	0-0	Won 2

Coastal

Team	Conference	Pct.	PF	PA	Overall	Pct.	PF	PA	Home	Away	Neut	Streak
Virginia	2-0	1.000	61	38	4-1	.800	161	107	3-0	1-1	0-0	Lost 1
North Carolina	2-1	.667	86	68	3-3	.500	159	146	1-2	1-1	1-0	Won 1
Pitt	1-1	.500	47	60	4-2	.667	129	135	3-1	1-1	0-0	Won 3
Duke	1-1	.500	75	43	3-2	.600	164	116	1-1	2-0	0-1	Lost 1
Virginia Tech	1-2	.333	80	115	3-2	.600	135	149	2-1	1-1	0-0	Won 1
Miami	0-2	.000	60	70	2-3	.400	160	106	2-1	0-1	0-1	Lost 1
Georgia Tech	0-2	.000	36	90	1-4	.200	76	151	1-2	0-2	0-0	Lost 3

**2019 Atlantic Coast Conference
Team Statistics Through games of Oct 06, 2019**

SCORING OFFENSE	G	TD	FG	XPT	2XP	DXP	Saf	Pts	Avg/G
1. Clemson	5	25	5	25	0	0	0	190	38.0
2. Wake Forest	5	23	6	23	0	0	0	179	35.8
3. Florida State	5	22	4	22	0	0	0	166	33.2
4. Boston College	6	26	5	24	1	0	0	197	32.8
5. Duke	5	21	6	18	1	0	0	164	32.8
6. Louisville	5	21	5	21	0	0	0	162	32.4
7. Virginia	5	20	7	18	1	0	0	161	32.2
8. Miami	5	21	5	17	1	0	0	160	32.0
9. NC State	5	17	10	17	0	0	0	149	29.8
10. Syracuse	5	18	6	17	0	0	0	143	28.6
11. Virginia Tech	5	18	3	18	0	0	0	135	27.0
12. North Carolina	6	19	8	15	3	0	0	159	26.5
13. Pitt	6	16	6	15	0	0	0	129	21.5
14. Georgia Tech	5	10	1	7	2	0	1	76	15.2

SCORING DEFENSE	G	TD	FG	XPT	2XP	DXP	Saf	Pts	Avg/G
1. Clemson	5	7	4	6	0	0	0	60	12.0
2. NC State	5	12	7	11	0	0	0	104	20.8
3. Wake Forest	5	14	2	13	1	0	0	105	21.0
4. Miami	5	13	4	12	1	0	1	106	21.2
5. Virginia	5	14	3	14	0	0	0	107	21.4
6. Pitt	6	16	8	13	1	0	0	135	22.5
7. Duke	5	14	6	12	1	0	0	116	23.2
8. North Carolina	6	18	7	15	1	0	0	146	24.3
9. Louisville	5	18	1	17	1	0	0	130	26.0
10. Syracuse	5	19	3	17	0	0	0	140	28.0
11. Boston College	6	20	11	20	0	0	0	173	28.8
12. Florida State	5	17	10	14	1	0	0	148	29.6
13. Virginia Tech	5	20	3	18	1	0	0	149	29.8
14. Georgia Tech	5	19	6	19	0	0	0	151	30.2

TOTAL OFFENSE	G	Rush	Pass	Plays	Yards	Avg/P	TD	Avg/G
1. Wake Forest	5	1012	1563	410	2575	6.3	23	515.0
2. Boston College	6	1519	1410	469	2929	6.2	26	488.2
3. Clemson	5	1113	1317	343	2430	7.1	24	486.0
4. Louisville	5	1141	1273	353	2414	6.8	20	482.8
5. Miami	5	668	1575	349	2243	6.4	21	448.6
6. NC State	5	918	1237	397	2155	5.4	16	431.0
7. Florida State	5	606	1541	365	2147	5.9	22	429.4
8. North Carolina	6	982	1569	446	2551	5.7	19	425.2
9. Pitt	6	699	1660	468	2359	5.0	14	393.2
10. Duke	5	900	1051	374	1951	5.2	21	390.2
11. Syracuse	5	678	1251	374	1929	5.2	18	385.8
12. Virginia	5	538	1280	335	1818	5.4	17	363.6
13. Virginia Tech	5	748	1043	346	1791	5.2	18	358.2
14. Georgia Tech	5	802	676	302	1478	4.9	10	295.6

TOTAL DEFENSE	G	Rush	Pass	Plays	Yards	Avg/P	TD	Avg/G
1. Clemson	5	524	752	324	1276	3.9	7	255.2
2. Virginia	5	457	920	317	1377	4.3	12	275.4
3. Miami	5	392	1023	305	1415	4.6	13	283.0
4. Pitt	6	582	1210	412	1792	4.3	15	298.7
5. NC State	5	359	1247	347	1606	4.6	12	321.2
6. Duke	5	629	1067	337	1696	5.0	13	339.2
7. North Carolina	6	965	1266	389	2231	5.7	17	371.8
8. Louisville	5	774	1166	347	1940	5.6	18	388.0
9. Wake Forest	5	738	1228	347	1966	5.7	14	393.2
10. Virginia Tech	5	850	1122	353	1972	5.6	20	394.4
11. Georgia Tech	5	1230	923	377	2153	5.7	18	430.6
12. Syracuse	5	790	1401	377	2191	5.8	19	438.2
13. Florida State	5	724	1511	414	2235	5.4	16	447.0
14. Boston College	6	1151	1706	456	2857	6.3	20	476.2

RUSHING OFFENSE	G	Att.	Yards	Avg/A	Long	TD	Avg/G
1. Boston College	6	295	1519	5.1	46	12	253.2
2. Louisville	5	227	1141	5.0	66	9	228.2
3. Clemson	5	181	1113	6.1	90	14	222.6
4. Wake Forest	5	237	1012	4.3	96	8	202.4
5. NC State	5	190	918	4.8	34	11	183.6
6. Duke	5	208	900	4.3	65	9	180.0
7. North Carolina	6	247	982	4.0	50	4	163.7
8. Georgia Tech	5	191	802	4.2	43	6	160.4
9. Virginia Tech	5	210	748	3.6	54	7	149.6
10. Syracuse	5	198	678	3.4	60	7	135.6
11. Miami	5	167	668	4.0	62	9	133.6
12. Florida State	5	180	606	3.4	41	8	121.2
13. Pitt	6	203	699	3.4	25	4	116.5
14. Virginia	5	158	538	3.4	37	9	107.6

RUSHING DEFENSE	G	Att.	Yards	Avg/A	Long	TD	Avg/G
1. NC State	5	138	359	2.6	41	6	71.8
2. Miami	5	159	392	2.5	26	6	78.4
3. Virginia	5	175	457	2.6	41	7	91.4
4. Pitt	6	203	582	2.9	85	8	97.0
5. Clemson	5	189	524	2.8	39	3	104.8
6. Duke	5	181	629	3.5	66	3	125.8
7. Florida State	5	205	724	3.5	24	9	144.8
8. Wake Forest	5	184	738	4.0	59	4	147.6
9. Louisville	5	194	774	4.0	37	8	154.8
10. Syracuse	5	174	790	4.5	64	11	158.0
11. North Carolina	6	211	965	4.6	50	10	160.8
12. Virginia Tech	5	197	850	4.3	62	11	170.0
13. Boston College	6	255	1151	4.5	82	7	191.8
14. Georgia Tech	5	245	1230	5.0	90	10	246.0

PASS OFFENSE	G	Comp	Att	Int	Pct.	Yds	Avg/A	TD	Avg/G
1. Miami	5	124	182	4	68.1	1575	8.7	12	315.0
2. Wake Forest	5	122	173	3	70.5	1563	9.0	15	312.6
3. Florida State	5	130	185	2	70.3	1541	8.3	14	308.2
4. Pitt	6	162	265	5	61.1	1660	6.3	10	276.7
5. Clemson	5	100	162	6	61.7	1317	8.1	10	263.4
6. North Carolina	6	125	199	3	62.8	1569	7.9	15	261.5
7. Virginia	5	120	177	7	67.8	1280	7.2	8	256.0
8. Louisville	5	74	126	2	58.7	1273	10.1	11	254.6
9. Syracuse	5	110	176	5	62.5	1251	7.1	11	250.2
10. NC State	5	119	207	2	57.5	1237	6.0	5	247.4
11. Boston College	6	95	174	4	54.6	1410	8.1	14	235.0
12. Duke	5	106	166	6	63.9	1051	6.3	12	210.2
13. Virginia Tech	5	80	136	5	58.8	1043	7.7	11	208.6
14. Georgia Tech	5	53	111	6	47.7	676	6.1	4	135.2

PASS DEFENSE	G	Comp	Att	Int	Pct.	Yds	Avg/A	TD	Avg/G
1. Clemson	5	69	135	5	51.1	752	5.6	4	150.4
2. Virginia	5	81	142	4	57.0	920	6.5	5	184.0
3. Georgia Tech	5	77	132	5	58.3	923	7.0	8	184.6
4. Pitt	6	106	209	5	50.7	1210	5.8	7	201.7
5. Miami	5	78	146	3	53.4	1023	7.0	7	204.6
6. North Carolina	6	109	178	6	61.2	1266	7.1	7	211.0
7. Duke	5	94	156	3	60.3	1067	6.8	10	213.4
8. Virginia Tech	5	93	156	6	59.6	1122	7.2	9	224.4
9. Louisville	5	89	153	1	58.2	1166	7.6	10	233.2
10. Wake Forest	5	105	163	5	64.4	1228	7.5	10	245.6
11. NC State	5	132	209	3	63.2	1247	6.0	6	249.4
12. Syracuse	5	103	203	6	50.7	1401	6.9	8	280.2
13. Boston College	6	135	201	8	67.2	1706	8.5	13	284.3
14. Florida State	5	127	209	4	60.8	1511	7.2	7	302.2

2019 Atlantic Coast Conference
Team Statistics Through games of Oct 06, 2019

PASS EFFICIENCY	G	Comp-Att-Int	Pct.	Yds	Avg/G	TD	Effic.
1. Wake Forest	5	122-173-3	70.5	1563	312.6	15	171.6
2. Louisville	5	74-126-2	58.7	1273	254.6	11	169.2
3. Florida State	5	130-185-2	70.3	1541	308.2	14	163.1
4. Miami	5	124-182-4	68.1	1575	315.0	12	158.2
5. North Carolina	6	125-199-3	62.8	1569	261.5	15	150.9
6. Boston College	6	95-174-4	54.6	1410	235.0	14	144.6
7. Clemson	5	100-162-6	61.7	1317	263.4	10	143.0
8. Virginia Tech	5	80-136-5	58.8	1043	208.6	11	142.6
9. Syracuse	5	110-176-5	62.5	1251	250.2	11	137.1
10. Virginia	5	120-177-7	67.8	1280	256.0	8	135.5
11. Duke	5	106-166-6	63.9	1051	210.2	12	133.7
12. Pitt	6	162-265-5	61.1	1660	276.7	10	122.4
13. NC State	5	119-207-2	57.5	1237	247.4	5	113.7
14. Georgia Tech	5	53-111-6	47.7	676	135.2	4	100.0

INTERCEPTIONS	G	No.	Yards	TD	Long	Avg.
1. Boston College	6	8	17	0	17	2.1
2. Syracuse	5	6	78	0	41	13.0
3. North Carolina	6	6	35	0	42	5.8
4. Virginia Tech	5	6	20	0	23	3.3
5. Wake Forest	5	5	4	0	2	0.8
6. Clemson	5	5	85	1	66	17.0
7. Pitt	6	5	82	1	26	16.4
8. Georgia Tech	5	5	65	0	41	13.0
9. Florida State	5	4	7	0	4	1.8
10. Virginia	5	4	118	2	85	29.5
11. Miami	5	3	41	0	22	13.7
12. Duke	5	3	26	0	17	8.7
13. NC State	5	3	11	0	11	3.7
14. Louisville	5	1	11	0	11	11.0

PASS DEFENSE EFFIC.	G	Comp-Att-Int	Pct.	Yds	Avg/G	TD	Effic.
1. Clemson	5	69-135-5	51.1	752	150.4	4	100.3
2. Pitt	6	106-209-5	50.7	1210	201.7	7	105.6
3. Syracuse	5	103-203-6	50.7	1401	280.2	8	115.8
4. Virginia	5	81-142-4	57.0	920	184.0	5	117.5
5. NC State	5	132-209-3	63.2	1247	249.4	6	119.9
6. Miami	5	78-146-3	53.4	1023	204.6	7	124.0
7. North Carolina	6	109-178-6	61.2	1266	211.0	7	127.2
8. Florida State	5	127-209-4	60.8	1511	302.2	7	128.7
9. Georgia Tech	5	77-132-5	58.3	923	184.6	8	129.5
10. Virginia Tech	5	93-156-6	59.6	1122	224.4	9	131.4
11. Duke	5	94-156-3	60.3	1067	213.4	10	135.0
12. Wake Forest	5	105-163-5	64.4	1228	245.6	10	141.8
13. Louisville	5	89-153-1	58.2	1166	233.2	10	142.4
14. Boston College	6	135-201-8	67.2	1706	284.3	13	151.8

PUNTING	G	No.	Yards	Avg/P	Ret.	Avg/R	TB	Net/P
1. Syracuse	5	30	1396	46.5	12	0.4	1	45.5
2. Virginia Tech	5	25	1210	48.4	72	2.9	2	43.9
3. Clemson	5	20	855	42.8	0	0.0	2	40.8
4. Miami	5	17	746	43.9	38	2.2	1	40.5
5. Florida State	5	29	1224	42.2	22	0.8	2	40.1
6. Louisville	5	22	915	41.6	32	1.5	1	39.2
7. NC State	5	21	943	44.9	69	3.3	3	38.8
8. Boston College	6	27	1121	41.5	56	2.1	1	38.7
9. Georgia Tech	5	31	1308	42.2	53	1.7	3	38.5
10. Virginia	5	18	732	40.7	1	0.1	2	38.4
11. North Carolina	6	34	1422	41.8	85	2.5	3	37.6
12. Duke	5	22	920	41.8	75	3.4	1	37.5
13. Wake Forest	5	25	1141	45.6	88	3.5	6	37.3
14. Pitt	6	36	1508	41.9	177	4.9	1	36.4

KICKOFF RETURNS	G	No.	Yards	TD	Long	Avg.
1. Virginia	5	13	392	1	100	30.2
2. Florida State	5	8	228	0	58	28.5
3. Miami	5	5	127	0	37	25.4
4. Georgia Tech	5	17	391	0	52	23.0
5. Boston College	6	24	540	0	45	22.5
6. North Carolina	6	12	260	0	75	21.7
7. Clemson	5	8	169	0	38	21.1
8. Louisville	5	8	166	0	43	20.8
9. Virginia Tech	5	15	310	0	71	20.7
10. NC State	5	7	136	0	22	19.4
11. Wake Forest	5	5	94	0	23	18.8
12. Syracuse	5	14	263	0	29	18.8
13. Duke	5	12	222	0	31	18.5
14. Pitt	6	10	174	0	26	17.4

KICKOFF COVERAGE	G	No.	Yards	Avg.	Ret.	TB	NetAvg
1. Clemson	5	35	2191	62.6	89	25	42.2
2. Virginia Tech	5	25	1553	62.1	125	15	42.1
3. NC State	5	32	2003	62.6	230	18	41.3
4. Wake Forest	5	34	1858	54.6	183	11	41.2
5. Pitt	6	28	1775	63.4	224	16	41.1
6. Florida State	5	29	1854	63.9	122	22	40.8
7. Miami	5	31	1983	64.0	245	19	40.7
8. Duke	5	31	1644	53.0	232	6	40.7
9. Syracuse	5	29	1829	63.1	174	19	40.7
10. Boston College	6	36	2207	61.3	277	19	40.4
11. Virginia	5	31	1920	61.9	119	22	40.4
12. Georgia Tech	5	14	754	53.9	166	1	40.2
13. Louisville	5	31	1816	58.6	457	5	39.8
14. North Carolina	6	32	1934	60.4	334	15	38.3

PUNT RETURN AVG	G	No.	Yards	TD	Long	Avg.
1. NC State	5	11	172	1	76	15.6
2. Syracuse	5	9	103	0	34	11.4
3. Duke	5	9	94	0	26	10.4
4. Florida State	5	10	92	0	26	9.2
5. Wake Forest	5	13	119	0	25	9.2
6. Boston College	6	9	78	0	20	8.7
7. North Carolina	6	6	49	0	15	8.2
8. Miami	5	6	48	0	29	8.0
Louisville	5	10	80	0	33	8.0
10. Virginia	5	13	99	0	22	7.6
11. Pitt	6	18	123	1	50	6.8
12. Clemson	5	8	52	0	20	6.5
Virginia Tech	5	6	39	0	25	6.5
14. Georgia Tech	5	11	39	0	23	3.5

FIELD GOALS	G	Made	Att	Pct.
1. Duke	5	6	6	1.000
Syracuse	5	6	6	1.000
Wake Forest	5	6	6	1.000
4. NC State	5	10	13	.769
5. Louisville	5	5	7	.714
Boston College	6	5	7	.714
7. Virginia	5	7	10	.700
8. North Carolina	6	8	12	.667
9. Clemson	5	5	8	.625
10. Virginia Tech	5	3	5	.600
11. Miami	5	5	9	.556
12. Pitt	6	6	12	.500
Florida State	5	4	8	.500
14. Georgia Tech	5	1	3	.333

2019 Atlantic Coast Conference
Team Statistics Through games of Oct 06, 2019

PAT KICKING	G	Made	Att	Pct.
1. Clemson	5	25	25	1.000
Boston College	6	24	24	1.000
Wake Forest	5	23	23	1.000
Florida State	5	22	22	1.000
Louisville	5	21	21	1.000
Virginia Tech	5	18	18	1.000
Duke	5	18	18	1.000
NC State	5	17	17	1.000
North Carolina	6	15	15	1.000
10. Virginia	5	18	19	.947
11. Syracuse	5	17	18	.944
12. Pitt	6	15	16	.938
13. Miami	5	17	19	.895
14. Georgia Tech	5	7	8	.875

SACKS BY	G	No.	Yards	Avg/G
1. Pitt	6	27	178	4.50
2. Virginia	5	24	150	4.80
3. Clemson	5	19	127	3.80
4. NC State	5	18	118	3.60
5. Syracuse	5	17	105	3.40
Virginia Tech	5	17	108	3.40
Florida State	5	17	93	3.40
8. Duke	5	13	84	2.60
North Carolina	6	13	81	2.17
Wake Forest	5	13	67	2.60
Miami	5	13	93	2.60
12. Louisville	5	11	70	2.20
13. Georgia Tech	5	7	39	1.40
14. Boston College	6	5	27	0.83

SACKS AGAINST	G	No.	Yards	Avg/G
1. Boston College	6	3	13	0.50
2. Clemson	5	4	42	0.80
Duke	5	4	34	0.80
4. Wake Forest	5	6	37	1.20
NC State	5	6	43	1.20
6. Virginia Tech	5	10	68	2.00
7. Pitt	6	12	79	2.00
8. Georgia Tech	5	13	85	2.60
Louisville	5	13	67	2.60
10. Virginia	5	15	101	3.00
11. Syracuse	5	18	112	3.60
12. Florida State	5	19	106	3.80
13. North Carolina	6	20	122	3.33
14. Miami	5	25	162	5.00

FIRST DOWNS	G	Rush	Pass	Pen	Total	Avg/G
1. Boston College	6	79	59	7	145	24.2
2. North Carolina	6	56	74	7	137	22.8
3. Pitt	6	42	73	15	130	21.7
4. NC State	5	54	57	14	125	25.0
5. Wake Forest	5	53	66	5	124	24.8
6. Clemson	5	56	52	12	120	24.0
7. Florida State	5	44	62	12	118	23.6
8. Miami	5	34	71	11	116	23.2
9. Duke	5	45	55	12	112	22.4
10. Louisville	5	54	47	8	109	21.8
11. Virginia	5	36	58	11	105	21.0
12. Virginia Tech	5	44	46	9	99	19.8
13. Syracuse	5	31	50	8	89	17.8
14. Georgia Tech	5	43	29	8	80	16.0

OPPONENT 1ST DOWNS	G	Rush	Pass	Pen	Total	Avg/G
1. Clemson	5	31	30	5	66	13.2
2. Virginia	5	31	35	13	79	15.8
3. Miami	5	22	44	15	81	16.2
4. Louisville	5	37	48	7	92	18.4
5. Wake Forest	5	35	54	5	94	18.8
6. Duke	5	38	44	13	95	19.0
7. NC State	5	21	62	13	96	19.2
8. Virginia Tech	5	44	46	10	100	20.0
9. Pitt	6	38	45	21	104	17.3
10. Syracuse	5	33	58	15	106	21.2
11. North Carolina	6	45	57	5	107	17.8
12. Georgia Tech	5	68	41	7	116	23.2
13. Florida State	5	42	74	17	133	26.6
14. Boston College	6	55	74	5	134	22.3

3RD-DOWN CONVERSIONS	G	Conv.	Att.	Pct.
1. Wake Forest	5	49	90	54.4
2. Virginia Tech	5	37	74	50.0
3. Clemson	5	27	59	45.8
4. Duke	5	34	78	43.6
5. Boston College	6	40	95	42.1
6. Louisville	5	27	68	39.7
7. Virginia	5	26	66	39.4
8. NC State	5	29	77	37.7
9. Florida State	5	28	76	36.8
10. Syracuse	5	31	85	36.5
11. North Carolina	6	34	94	36.2
12. Pitt	6	35	99	35.4
13. Georgia Tech	5	19	64	29.7
14. Miami	5	17	58	29.3

OPP 3RD-DN CONVERT	G	Conv.	Att.	Pct.
1. Wake Forest	5	19	74	25.7
2. Clemson	5	26	82	31.7
3. Miami	5	22	69	31.9
4. NC State	5	24	75	32.0
5. Louisville	5	24	74	32.4
6. Pitt	6	32	95	33.7
7. Virginia	5	25	74	33.8
8. Duke	5	23	68	33.8
9. Syracuse	5	30	79	38.0
Florida State	5	30	79	38.0
North Carolina	6	30	79	38.0
12. Virginia Tech	5	32	77	41.6
13. Georgia Tech	5	36	78	46.2
14. Boston College	6	49	101	48.5

4TH-DOWN CONVERSIONS	G	Conv.	Att.	Pct.
1. North Carolina	6	10	12	83.3
2. Virginia Tech	5	3	4	75.0
3. Duke	5	8	12	66.7
4. Pitt	6	6	10	60.0
Louisville	5	6	10	60.0
Virginia	5	3	5	60.0
7. Wake Forest	5	5	9	55.6
8. Clemson	5	2	4	50.0
Boston College	6	8	16	50.0
Florida State	5	2	4	50.0
11. Miami	5	4	10	40.0
12. NC State	5	4	12	33.3
13. Syracuse	5	4	14	28.6
Georgia Tech	5	2	7	28.6

2019 Atlantic Coast Conference
Team Statistics Through games of Oct 06, 2019

OPP 4TH-DN CONVERT	G	Conv.	Att.	Pct.
1. North Carolina	6	0	3	0.0
2. Syracuse	5	1	9	11.1
3. Louisville	5	3	11	27.3
4. NC State	5	1	3	33.3
5. Clemson	5	4	11	36.4
6. Virginia	5	5	9	55.6
Duke	5	5	9	55.6
Florida State	5	5	9	55.6
9. Pitt	6	4	7	57.1
10. Wake Forest	5	8	12	66.7
Virginia Tech	5	8	12	66.7
12. Georgia Tech	5	7	9	77.8
13. Boston College	6	5	6	83.3
14. Miami	5	7	7	100.0

PENALTIES	G	No.	Yards	Avg/G
1. Wake Forest	5	16	138	27.6
2. Georgia Tech	5	19	173	34.6
3. Boston College	6	35	222	37.0
4. Clemson	5	28	215	43.0
5. North Carolina	6	32	259	43.2
6. Virginia Tech	5	26	227	45.4
7. Louisville	5	33	264	52.8
8. Virginia	5	28	285	57.0
9. NC State	5	35	291	58.2
Duke	5	32	291	58.2
11. Florida State	5	44	370	74.0
12. Syracuse	5	43	385	77.0
13. Miami	5	50	403	80.6
14. Pitt	6	53	499	83.2

OPPONENT PENALTIES	G	No.	Yards	Avg/G
1. NC State	5	45	367	73.4
2. Duke	5	33	330	66.0
3. Georgia Tech	5	36	324	64.8
4. Florida State	5	39	317	63.4
5. Clemson	5	34	306	61.2
6. Miami	5	33	280	56.0
7. Virginia Tech	5	34	265	53.0
8. Syracuse	5	30	258	51.6
9. Boston College	6	40	306	51.0
10. Virginia	5	33	244	48.8
11. Pitt	6	25	269	44.8
12. North Carolina	6	33	252	42.0
13. Wake Forest	5	25	193	38.6
14. Louisville	5	26	184	36.8

TIME OF POSSESSION	G	Total possession	Avg/G
1. Virginia	5	168:57	33:47
2. Miami	5	165:41	33:08
3. NC State	5	159:17	31:51
4. Pitt	6	190:32	31:45
5. Louisville	5	158:20	31:40
6. Wake Forest	5	157:39	31:31
7. North Carolina	6	186:54	31:09
8. Duke	5	154:03	30:48
9. Virginia Tech	5	146:57	29:23
10. Syracuse	5	144:04	28:48
11. Clemson	5	142:36	28:31
12. Boston College	6	156:15	26:02
13. Georgia Tech	5	128:04	25:36
14. Florida State	5	126:39	25:19

TURNOVER MARGIN	Gained			Lost			Margin	Per/G
	Fum	Int	Tot	Fum	Int	Tot		
1. Boston College	6	3	8	11	1	4	5	+6 1.00
Florida State	5	6	4	10	3	2	5	+5 1.00
3. Wake Forest	5	2	5	7	1	3	4	+3 0.60
4. NC State	5	2	3	5	2	2	4	+1 0.20
Syracuse	5	6	6	12	6	5	11	+1 0.20
Miami	5	5	3	8	3	4	7	+1 0.20
7. North Carolina	6	1	6	7	3	3	6	+1 0.17
8. Pitt	6	3	5	8	4	5	9	-1 -0.17
9. Clemson	5	3	5	8	3	6	9	-1 -0.20
10. Louisville	5	4	1	5	5	2	7	-2 -0.40
Duke	5	6	3	9	5	6	11	-2 -0.40
12. Georgia Tech	5	3	5	8	5	6	11	-3 -0.60
Virginia Tech	5	2	6	8	6	5	11	-3 -0.60
14. Virginia	5	1	4	5	4	7	11	-6 -1.20

RED ZONE OFFENSE	G	Scores	Pct.	TDs	(R-P)	FGs	TurnO
1. North Carolina	6	23-24	95.8	15	4-11	8-9	0
2. NC State	5	22-23	95.7	14	10-4	8-8	1
3. Virginia Tech	5	18-19	94.7	15	6-9	3-3	1
4. Duke	5	16-18	88.9	12	7-5	4-4	1
Florida State	5	16-18	88.9	13	6-7	3-4	0
Clemson	5	16-18	88.9	13	10-3	3-4	0
7. Louisville	5	15-17	88.2	13	8-5	2-2	0
8. Wake Forest	5	20-24	83.3	14	7-7	6-6	1
Virginia	5	20-24	83.3	15	9-6	5-7	1
10. Pitt	6	15-19	78.9	11	4-7	4-6	1
11. Boston College	6	20-26	76.9	17	8-9	3-5	1
12. Syracuse	5	14-19	73.7	10	4-6	4-4	2
13. Miami	5	17-24	70.8	14	6-8	3-6	1
14. Georgia Tech	5	6-10	60.0	5	5-0	1-1	3

RED ZONE DEFENSE	G	Scores	Pct.	TDs	(R-P)	FGs	TurnO
1. Clemson	5	9-13	69.2	5	3-2	4-4	3
2. Georgia Tech	5	16-22	72.7	12	7-5	4-6	3
3. Syracuse	5	14-19	73.7	13	7-6	1-3	2
4. Duke	5	9-12	75.0	6	1-5	3-3	1
Virginia Tech	5	15-20	75.0	12	7-5	3-4	1
6. Louisville	5	12-15	80.0	12	7-5	0-1	1
Wake Forest	5	12-15	80.0	10	4-6	2-2	1
8. North Carolina	6	16-19	84.2	11	9-2	5-6	0
9. Virginia	5	12-14	85.7	10	6-4	2-3	0
NC State	5	12-14	85.7	8	4-4	4-4	2
Pitt	6	18-21	85.7	13	8-5	5-6	1
12. Miami	5	14-16	87.5	11	6-5	3-3	1
13. Florida State	5	23-26	88.5	14	9-5	9-9	2
14. Boston College	6	22-23	95.7	14	7-7	8-8	1

ON-SIDE KICKS BY	G	Recovered	Attempts	Success%
1. Virginia	5	1	1	100.0
Duke	5	1	1	100.0
3. Georgia Tech	5	0	1	0.0
North Carolina	6	0	1	0.0
Virginia Tech	5	0	1	0.0
Pitt	6	0	0	0.0
Miami	5	0	0	0.0
Florida State	5	0	0	0.0
Boston College	6	0	0	0.0
NC State	5	0	0	0.0
Wake Forest	5	0	0	0.0
Louisville	5	0	0	0.0
Syracuse	5	0	0	0.0
Clemson	5	0	0	0.0

2019 Atlantic Coast Conference
Team Statistics Through games of Oct 06, 2019

ON-SIDE KICKS AGAINST	G	Recovered	Attempts	Success%
1. Clemson	5	0	1	0.0
Virginia Tech	5	0	1	0.0
North Carolina	6	0	1	0.0
Boston College	6	0	1	0.0
Miami	5	0	0	0.0
Florida State	5	0	0	0.0
Wake Forest	5	0	0	0.0
Syracuse	5	0	0	0.0
Pitt	6	0	0	0.0
Georgia Tech	5	0	0	0.0
Duke	5	0	0	0.0
Virginia	5	0	0	0.0
13. Louisville	5	1	1	100.0
NC State	5	1	1	100.0

ATTENDANCE	Home	Away	Neutral	Total
Boston College	4-34381	2-39112	0-0	6-35958
Clemson	3-80706	2-50374	0-0	5-68573
Duke	2-30462	2-39694	1-71916	5-42446
Florida State	4-52692	1-57826	0-0	5-53719
Georgia Tech	3-44838	2-55106	0-0	5-48945
Louisville	3-51001	1-46530	1-22665	5-44439
Miami	3-51739	1-50500	1-66543	5-54452
NC State	3-57005	2-58702	0-0	5-57684
North Carolina	3-50500	2-38194	1-52183	6-46679
Pitt	4-43877	2-65636	0-0	6-51130
Syracuse	3-43841	2-27582	0-0	5-37337
Virginia	3-49216	2-62383	0-0	5-54483
Virginia Tech	3-56378	2-44198	0-0	5-51506
Wake Forest	3-28150	2-28460	0-0	5-28274
Totals	44-48292	25-46949	4-53327	73-48108

**2019 Atlantic Coast Conference
Individual Statistics Through games of Oct 06, 2019**

RUSHING	Cl	G	Att.	Yds	Avg.	TD	Lg	Avg/G
1. AJ Dillon-BC	Jr	6	144	745	5.2	6	33	124.2
2. Cam Akers-FS	Jr	5	115	582	5.1	7	41	116.4
3. Javian Hawkins-UL	Fr	5	91	562	6.2	2	66	112.4
4. Travis Etienne-CU	Jr	5	67	462	6.9	5	90	92.4
5. Javonte Williams-NC	So	6	83	492	5.9	3	32	82.0
6. DeeJay Dallas-UM	Jr	5	57	409	7.2	6	62	81.8
7. Quentin Harris-DU	Sr	5	69	342	5.0	4	65	68.4
8. Michael Carter-NC	Jr	6	84	387	4.6	0	50	64.5
9. Jordan Mason-GT	So	5	57	319	5.6	5	43	63.8
10. Kenneth Walker-WF	Fr	5	33	318	9.6	2	96	63.6

PASSING AVG/GAME	Cl	G	Comp-Att-Int	Yds	TD	Avg/G
1. Jamie Newman-WF	Jr	5	117-168-3	1521	14	304.2
2. Kenny Pickett-UP	Jr	5	136-224-4	1370	6	274.0
3. Sam Howell-NC	Fr	6	123-195-3	1544	15	257.3
4. Tommy DeVito-SU	So	5	106-167-5	1234	11	246.8
5. James Blackman-FS	So	4	86-124-2	970	9	242.5
6. Bryce Perkins-VA	Sr	5	111-167-6	1177	8	235.4
7. Trevor Lawrence-CU	So	5	84-136-5	1131	8	226.2
8. Jarren Williams-UM	Fr	5	89-124-3	1074	7	214.8
9. Ryan Willis-VT	Sr	4	69-114-5	851	8	212.8
10. Anthony Brown-BC	Jr	6	81-137-2	1250	9	208.3

PASS EFFICIENCY	Cl	G	Comp-Att-Int	Yds	TD	Eff.
1. Jamie Newman-WF	Jr	5	117-168-3	1521	14	169.6
2. Jarren Williams-UM	Fr	5	89-124-3	1074	7	158.3
3. James Blackman-FS	So	4	86-124-2	970	9	155.8
4. Anthony Brown-BC	Jr	6	81-137-2	1250	9	154.5
5. Sam Howell-NC	Fr	6	123-195-3	1544	15	151.9
6. Trevor Lawrence-CU	So	5	84-136-5	1131	8	143.7
7. Tommy DeVito-SU	So	5	106-167-5	1234	11	141.3
8. Ryan Willis-VT	Sr	4	69-114-5	851	8	137.6
9. Quentin Harris-DU	Sr	5	104-161-4	1007	11	134.7
10. Bryce Perkins-VA	Sr	5	111-167-6	1177	8	134.3

RECEPTIONS/GAME	Cl	G	No.	Yds	TD	Lg	Yds/G	Rec/G
1. Maurice Ffrench-UP	Sr	6	50	396	2	74	66.0	8.3
2. Taysir Mack-UP	Jr	6	41	511	2	48	85.2	6.8
3. Sage Surratt-WF	So	5	34	515	6	70	103.0	6.8
4. Joe Reed-VA	Sr	5	32	322	4	43	64.4	6.4
5. Emeka Emezie-ST	Jr	5	28	281	1	19	56.2	5.6
6. Scotty Washington-WF	Sr	5	27	470	6	59	94.0	5.4
7. Hasise Dubois-VA	Sr	5	25	334	2	39	66.8	5.0
8. Dazz Newsome-NC	Jr	6	29	367	3	36	61.2	4.8
9. Tutu Atwell-UL	So	5	24	420	5	62	84.0	4.8
Trishton Jackson-SU	Jr	5	24	393	5	59	78.6	4.8

RECEIVE YDS/GAME	Cl	G	No.	Yds	TD	Lg	Avg/C	Yds/G
1. Sage Surratt-WF	So	5	34	515	6	70	15.1	103.0
2. Tee Higgins-CU	Jr	5	22	505	3	62	23.0	101.0
3. Scotty Washington-WF	Sr	5	27	470	6	59	17.4	94.0
4. Taysir Mack-UP	Jr	6	41	511	2	48	12.5	85.2
5. Tutu Atwell-UL	So	5	24	420	5	62	17.5	84.0
6. Trishton Jackson-SU	Jr	5	24	393	5	59	16.4	78.6
7. Tamorrion Terry-FS	So	5	21	384	4	75	18.3	76.8
8. Brevin Jordan-UM	So	5	23	369	2	51	16.0	73.8
9. Dyami Brown-NC	So	6	24	424	5	62	17.7	70.7
10. Hasise Dubois-VA	Sr	5	25	334	2	39	13.4	66.8

TOTAL OFFENSE	Cl	G	Rush	Pass	Plays	Total	Yds/G
1. Jamie Newman-WF	Jr	5	262	1521	246	1783	356.6
2. Kenny Pickett-UP	Jr	5	66	1370	265	1436	287.2
3. Quentin Harris-DU	Sr	5	342	1007	230	1349	269.8
4. Bryce Perkins-VA	Sr	5	164	1177	234	1341	268.2
5. Tommy DeVito-SU	So	5	73	1234	213	1307	261.4
6. Sam Howell-NC	Fr	6	15	1544	251	1559	259.8
7. Trevor Lawrence-CU	So	5	100	1131	158	1231	246.2
8. James Blackman-FS	So	4	-18	970	148	952	238.0
9. Anthony Brown-BC	Jr	6	128	1250	170	1378	229.7
10. Ryan Willis-VT	Sr	4	47	851	149	898	224.5

SCORING	Cl	G	TD	FG	XPT	2XP	Pts	Pts/G
1. Cam Akers-FS	Jr	5	9	0	0	0	54	10.8
2. Christopher Dunn-ST	So	5	0	10	17	0	47	9.4
3. Nick Sciba-WF	So	5	0	6	22	0	40	8.0
4. Brian Delaney-VA	Jr	5	0	7	18	0	39	7.8
5. DeeJay Dallas-UM	Jr	5	6	0	0	2	38	7.6
B.T. Potter-CU	So	5	0	5	23	0	38	7.6
7. Wayne Taulapapa-VA	So	4	5	0	0	0	30	7.5
8. AJ Reed-DU	Jr	5	0	6	18	0	36	7.2
Sage Surratt-WF	So	5	6	0	0	0	36	7.2
Scotty Washington-WF	Sr	5	6	0	0	0	36	7.2

SCORING (TDs)	Cl	G	TD	Run	Pass	Ret	Pat	Pts	Avg/G
1. Cam Akers-FS	Jr	5	9	7	2	0	0	54	10.8
2. DeeJay Dallas-UM	Jr	5	6	6	0	0	1	38	7.6
3. Wayne Taulapapa-VA	So	4	5	5	0	0	0	30	7.5
4. Sage Surratt-WF	So	5	6	0	6	0	0	36	7.2
Scotty Washington-WF	Sr	5	6	0	6	0	0	36	7.2
6. AJ Dillon-BC	Jr	6	7	6	1	0	0	42	7.0
7. Deon Jackson-DU	Jr	5	5	3	2	0	0	30	6.0
Travis Etienne-CU	Jr	5	5	5	0	0	0	30	6.0
Tutu Atwell-UL	So	5	5	0	5	0	0	30	6.0
Jordan Mason-GT	So	5	5	5	0	0	0	30	6.0

SCORING (KICK)	Cl	G	PAT	FG	Pts	Avg/G
1. Christopher Dunn-ST	So	5	17-17	10-13	47	9.4
2. Nick Sciba-WF	So	5	22-22	6-6	40	8.0
3. Brian Delaney-VA	Jr	5	18-19	7-10	39	7.8
4. B.T. Potter-CU	So	5	23-23	5-8	38	7.6
5. Blanton Creque-UL	Sr	5	21-21	5-7	36	7.2
AJ Reed-DU	Jr	5	18-18	6-6	36	7.2
7. Aaron Bomerhi-BC	Sr	6	24-24	5-7	39	6.5
Noah Ruggles-NC	So	6	15-15	8-12	39	6.5
9. Andre Szymt-SU	So	5	17-18	5-5	32	6.4
Ricky Aguayo-FS	Sr	5	20-20	4-8	32	6.4

PUNT RETURN AVG	Cl	G	No.	Yds	TD	Long	Avg/G
1. Thayer Thomas-ST	So	5	9	131	1	76	14.6
2. Sean Riley-SU	Sr	5	8	105	0	34	13.1
3. Josh Blackwell-DU	So	5	7	81	0	26	11.6
4. Sage Surratt-WF	So	5	10	93	0	25	9.3
5. D.J. Matthews-FS	Jr	4	10	92	0	26	9.2
6. Travis Levy-BC	Jr	6	9	78	0	20	8.7
7. Billy Kemp IV-VA	So	4	10	78	0	22	7.8
8. Hezekiah Grimsley-VT	Jr	5	6	39	0	25	6.5
9. Maurice Ffrench-UP	Sr	6	16	97	0	50	6.1
10. Rodjay Burns-UL	Jr	5	7	34	0	12	4.9

2019 Atlantic Coast Conference
Individual Statistics Through games of Oct 06, 2019

KICK RETURN AVG	Cl	G	No.	Yds	TD	Long	Avg/G
1. Joe Reed-VA	Sr	5	10	341	1	100	34.1
2. Keyshawn Helton-FS	So	5	8	228	0	58	28.5
3. Tobias Oliver-GT	So	5	6	166	0	52	27.7
4. Joseph Ngata-CU	Fr	5	6	160	0	38	26.7
5. Michael Carter-NC	Jr	6	10	248	0	75	24.8
6. Travis Levy-BC	Jr	6	21	503	0	45	24.0
7. Michael Carter II-DU	Jr	5	9	178	0	31	19.8
8. Keyon Lesane-ST	Fr	5	7	136	0	22	19.4
9. Sean Riley-SU	Sr	5	8	154	0	29	19.2

ALL PURPOSE	Cl	G	Rush	Rcv	PR	KR	Yds	Avg/G
1. AJ Dillon-BC	Jr	6	745	138	0	0	883	147.2
2. Cam Akers-FS	Jr	5	582	108	0	0	690	138.0
3. Joe Reed-VA	Sr	5	25	322	0	341	688	137.6
4. Javian Hawkins-UL	Fr	5	562	13	10	37	622	124.4
5. Michael Carter-NC	Jr	6	387	107	0	248	742	123.7
6. Sage Surratt-WF	So	5	0	515	93	0	608	121.6
7. Travis Etienne-CU	Jr	5	462	90	0	0	552	110.4
8. Travis Levy-BC	Jr	6	73	0	78	503	654	109.0
9. Tee Higgins-CU	Jr	5	0	505	0	0	505	101.0
10. Javonte Williams-NC	So	6	492	96	0	0	588	98.0

PUNTING	Cl	G	No.	Yds	Lg	I20	50+	TB	Avg.
1. Oscar Bradburn-VT	Jr	5	25	1210	69	10	13	2	48.4
2. Trenton Gill-ST	So	5	20	943	61	4	8	3	47.2
3. Sterling Hofrichter-SU	Sr	5	30	1396	65	17	13	1	46.5
4. Louis Hedley-UM	So	5	16	730	59	5	5	1	45.6
Dom Maggio-WF	Sr	5	24	1095	60	8	8	6	45.6
6. Kirk Christodoulou-UP	So	6	34	1483	62	15	10	1	43.6
7. Will Spliers-CU	Jr	5	19	825	64	3	3	2	43.4
8. Pressley Harvin-GT	Jr	5	31	1308	55	11	7	3	42.2
9. Grant Carlson-BC	Jr	6	25	1054	60	6	7	1	42.2
10. Ben Kiernan-NC	Fr	6	34	1422	63	7	6	3	41.8

FIELD GOALS	Cl	G	Made	Att.	Long	Pct.	FG/G
1. Christopher Dunn-ST	So	5	10	13	41	76.9	2.00
2. Brian Delaney-VA	Jr	5	7	10	49	70.0	1.40
3. Noah Ruggles-NC	So	6	8	12	49	66.7	1.33
4. Nick Sciba-WF	So	5	6	6	32	100.0	1.20
AJ Reed-DU	Jr	5	6	6	50	100.0	1.20
6. Andre Szmyt-SU	So	5	5	5	45	100.0	1.00
Blanton Creque-UL	Sr	5	5	7	43	71.4	1.00
B.T. Potter-CU	So	5	5	8	51	62.5	1.00
Bubba Baxa-UM	So	5	5	9	50	55.6	1.00
Alex Kessman-UP	Jr	6	6	12	43	50.0	1.00

FIELD GOAL PCT	Cl	G	Made	Att.	Long	Pct.
1. AJ Reed-DU	Jr	5	6	6	50	100.0
Nick Sciba-WF	So	5	6	6	32	100.0
Andre Szmyt-SU	So	5	5	5	45	100.0
4. Christopher Dunn-ST	So	5	10	13	41	76.9
5. Aaron Boumerhi-BC	Sr	6	5	7	45	71.4
Blanton Creque-UL	Sr	5	5	7	43	71.4
7. Brian Delaney-VA	Jr	5	7	10	49	70.0
8. Noah Ruggles-NC	So	6	8	12	49	66.7
9. B.T. Potter-CU	So	5	5	8	51	62.5
10. Brian Johnson-VT	Jr	5	3	5	35	60.0

PAT KICKING PCT	Cl	G	Made	Att.	Pct.
1. Aaron Boumerhi-BC	Sr	6	24	24	100.0
B.T. Potter-CU	So	5	23	23	100.0
Nick Sciba-WF	So	5	22	22	100.0
Blanton Creque-UL	Sr	5	21	21	100.0
Ricky Aguayo-FS	Sr	5	20	20	100.0
Brian Johnson-VT	Jr	5	18	18	100.0
AJ Reed-DU	Jr	5	18	18	100.0
Christopher Dunn-ST	So	5	17	17	100.0
Noah Ruggles-NC	So	6	15	15	100.0
10. Brian Delaney-VA	Jr	5	18	19	94.7

2019 Atlantic Coast Conference
Individual Statistics Through games of Oct 06, 2019

TACKLES (All positions)								SACKS							
	Cl	G	Pos	Solo	Ast	Total	Avg/G		Cl	G	Pos	Solo	Ast	Total	Avg/G
1. Justin Strnad-WF	Sr	5	LB	30	23	53	10.6	1. Jaylen Twyman-UP	So	6	DL	5	2	6.0	1.00
2. Max Richardson-BC	Jr	6	LB	41	22	63	10.5	2. Jordan Mack-VA	Sr	5	LB	5	2	6.0	1.20
3. Koby Quansah-DU	Sr	5	LB	18	30	48	9.6	3. Larrell Murchison-ST	Sr	5	DT	4	2	5.0	1.00
4. Rayshard Ashby-VT	Jr	5	LB	21	25	46	9.2	4. Tomon Fox-NC	Jr	6	LB	4	1	4.5	0.75
5. David Curry-GT	Jr	5	LB	22	23	45	9.0	5. Carlos Basham, Jr.-WF	Jr	5	DL	4	1	4.5	0.90
6. Isaiah Simmons-CU	Jr	5	LB	26	17	43	8.6	6. Noah Taylor-VA	So	5	LB	4	0	4.0	0.80
7. Dylan Singleton-DU	Sr	5	S	24	17	41	8.2	7. Kylan Johnson-UP	Sr	6	LB	4	0	4.0	0.67
8. Mike Palmer-BC	Jr	6	DB	30	17	47	7.8	8. Greg Rousseau-UM	Fr	5	DL	4	0	4.0	0.80
9. Khane Pass-UL	Sr	5	DB	30	9	39	7.8	9. Patrick Jones II-UP	Jr	6	DL	3	2	4.0	0.67
Lakiem Williams-SU	Sr	5	LB	16	23	39	7.8	10. Lakiem Williams-SU	Sr	5	LB	2	3	3.5	0.70
11. Chazz Surratt-NC	Jr	6	LB	20	26	46	7.7	11. Deslin Alexandre-UP	So	6	DL	3	1	3.5	0.58
12. Paris Ford-UP	So	6	DB	27	18	45	7.5	12. Cory Durden-FS	So	5	DT	2	3	3.5	0.70
13. Zane Zandier-VA	Jr	5	LB	18	19	37	7.4	Xavier Lyas-ST	So	5	DE	3	1	3.5	0.70
14. Myles Dorn-NC	Sr	6	DB	22	21	43	7.2	14. Habakkuk Baldonado-UP	Fr	6	DL	3	1	3.5	0.58
15. Joey Blount-VA	Jr	5	S	23	12	35	7.0	15. Isaiah Simmons-CU	Jr	5	LB	3	0	3.0	0.60
Brandon Hill-DU	Jr	5	LB	17	18	35	7.0	Chamarri Conner-VT	So	5	DB	3	0	3.0	0.60
17. Charlie Thomas-GT	So	5	LB	21	13	34	6.8	Marvin Wilson-FS	Jr	5	DT	2	2	3.0	0.60
Gurvan Hall, Jr.-UM	So	5	DB	16	18	34	6.8	18. Chazz Surratt-NC	Jr	6	LB	2	2	3.0	0.50
19. Tanner Ingle-ST	So	5	S	20	13	33	6.6	19. Zane Zandier-VA	Jr	5	LB	3	0	3.0	0.60
Hamsah Nasirildeen-FS	Jr	5	DB	24	9	33	6.6	Emmanuel Belmar-VT	Jr	5	DL	2	2	3.0	0.60
21. Jeremiah Gemmel-NC	So	6	LB	19	20	39	6.5	TACKLES FOR LOSS							
22. Jordan Mack-VA	Sr	5	LB	18	14	32	6.4		Cl	G	Pos	Solo	Ast	Total	Avg/G
Sha'q Quarterman-UM	Sr	5	LB	15	17	32	6.4	1. Max Richardson-BC	Jr	6	LB	7	2	8.0	1.33
24. Mehdi El Attrach-BC	Sr	6	DB	20	18	38	6.3	2. Rayshard Ashby-VT	Jr	5	LB	6	4	8.0	1.60
John Lamot-BC	Jr	6	LB	19	19	38	6.3	3. Jordan Mack-VA	Sr	5	LB	6	2	7.0	1.40
26. Divine Deablo-VT	Jr	4	DB	14	11	25	6.2	Charlie Thomas-GT	So	5	LB	6	2	7.0	1.40
27. Charles Snowden-VA	Jr	5	LB	17	14	31	6.2	5. Jaylen Twyman-UP	So	6	DL	5	4	7.0	1.17
Russ Yeast-UL	Jr	5	DB	22	9	31	6.2	Kylan Johnson-UP	Sr	6	LB	6	2	7.0	1.17
Dontavious Jackson-FS	Sr	5	LB	19	12	31	6.2	7. Carlos Basham, Jr.-WF	Jr	5	DL	6	1	6.5	1.30
30. Reggie Floyd-VT	Sr	5	DB	15	15	30	6.0	Larrell Murchison-ST	Sr	5	DT	5	3	6.5	1.30
Michael Pinckney-UM	Sr	5	LB	20	10	30	6.0	9. Aaron Crawford-NC	Sr	6	DL	5	3	6.5	1.08
C.J. Avery-UL	Jr	5	LB	20	10	30	6.0	10. Tomon Fox-NC	Jr	6	LB	5	2	6.0	1.00
Chris Ingram-ST	Jr	5	CB	26	4	30	6.0	11. Charles Snowden-VA	Jr	5	LB	4	4	6.0	1.20
34. Chad Smith-CU	Sr	5	LB	11	17	28	5.6	Isaiah Simmons-CU	Jr	5	LB	5	2	6.0	1.20
Nasir Greer-WF	So	5	DB	17	11	28	5.6	Zane Zandier-VA	Jr	5	LB	4	4	6.0	1.20
Cyrus Fagan-FS	Jr	5	DB	22	6	28	5.6	14. Chazz Surratt-NC	Jr	6	LB	4	3	5.5	0.92
37. Andrew Armstrong-SU	Sr	5	LB	15	12	27	5.4	15. Greg Rousseau-UM	Fr	5	DL	5	1	5.5	1.10
Chamarri Conner-VT	So	5	DB	20	7	27	5.4	Alton Robinson-SU	Sr	5	DL	4	3	5.5	1.10
Dax Hollifield-VT	So	5	LB	7	20	27	5.4	Michael Pinckney-UM	Sr	5	LB	5	1	5.5	1.10
Marquis Waters-DU	Jr	5	S	17	10	27	5.4	Justin Strnad-WF	Sr	5	LB	4	3	5.5	1.10
41. Joe Sparacio-BC	Fr	6	LB	11	21	32	5.3	19. Habakkuk Baldonado-UP	Fr	6	DL	4	2	5.0	0.83
42. Levonta Taylor-FS	Sr	4	DB	12	9	21	5.2	20. Lakiem Williams-SU	Sr	5	LB	3	4	5.0	1.00
43. Tariq Carpenter-GT	Jr	5	DB	22	4	26	5.2								
Stanford Samuels-FS	Jr	5	DB	18	8	26	5.2								
James Skalski-CU	Jr	5	LB	10	16	26	5.2								
46. Damar Hamlin-UP	Sr	6	DB	21	10	31	5.2								
47. Ryan Smenda, Jr.-WF	So	5	LB	11	14	25	5.0								
48. Kylan Johnson-UP	Sr	6	LB	15	14	29	4.8								
Aaron Crawford-NC	Sr	6	DL	15	14	29	4.8								
50. Rodjay Burns-UL	Jr	5	LB	18	6	24	4.8								

2019 Atlantic Coast Conference
Individual Statistics Through games of Oct 06, 2019

PASSES DEFENDED		Cl	G	BrUp	Int.	Total	Avg/G
1.	Caleb Farley-VT	So	5	5	3	8	1.60
2.	Damarri Mathis-UP	Jr	6	8	0	8	1.33
3.	Christopher Fredrick-SU	Sr	5	5	1	6	1.20
	Chris Ingram-ST	Jr	5	4	2	6	1.20
	Asante Samuel-FS	So	5	5	1	6	1.20
6.	Dane Jackson-UP	Sr	6	6	1	7	1.17
7.	Paris Ford-UP	So	6	4	2	6	1.00
	Trajan Bandy-UM	Jr	5	5	0	5	1.00
	Justin Strnad-WF	Sr	5	4	1	5	1.00
	Leonard Johnson-DU	So	5	4	1	5	1.00
	Amari Henderson-WF	Sr	5	3	2	5	1.00
	Tre Swilling-GT	So	5	4	1	5	1.00
13.	Tanner Muse-CU	Sr	5	2	2	4	0.80
	Nick Grant-VA	Jr	5	3	1	4	0.80
	Reggie Floyd-VT	Sr	5	4	0	4	0.80
	Nolan Turner-CU	Jr	5	4	0	4	0.80
	Essang Bassey-WF	Sr	5	3	1	4	0.80
	Bryce Hall-VA	Sr	5	4	0	4	0.80
	Chamarri Conner-VT	So	5	4	0	4	0.80
20.	Damar Hamlin-UP	Sr	6	4	0	4	0.67

INTERCEPTIONS		Cl	G	No.	Yds	TD	Long	Avg/G
1.	Jermaine Waller-VT	So	5	3	23	0	23	0.60
	Caleb Farley-VT	So	5	3	-3	0	1	0.60
3.	Tanner Muse-CU	Sr	5	2	13	0	13	0.40
	Amari Henderson-WF	Sr	5	2	3	0	2	0.40
	Chris Ingram-ST	Jr	5	2	0	0	0	0.40
	Kaleb Oliver-GT	So	5	2	-2	0	0	0.40
7.	Paris Ford-UP	So	6	2	48	1	26	0.33
	Mike Palmer-BC	Jr	6	2	0	0	0	0.33
9.	Levonta Taylor-FS	Sr	4	1	0	0	0	0.25
10.	Nick Grant-VA	Jr	5	1	85	1	85	0.20

FUMBLES FORCED		Cl	G	No.	Avg/G
1.	Hamsah Nasirildeen-FS	Jr	5	3	0.60
2.	Patrick Jones II-UP	Jr	6	3	0.50
3.	Charlie Thomas-GT	So	5	2	0.40
	Xavier Lyas-ST	So	5	2	0.40
5.	Phil Campbell-UP	Jr	6	2	0.33
6.	Divine Deablo-VT	Jr	4	1	0.25
7.	Chad Smith-CU	Sr	5	1	0.20
	Chandler Jones-UL	So	5	1	0.20
	Greg Rousseau-UM	Fr	5	1	0.20
	Carlos Becker-FS	Jr	5	1	0.20

FUMBLES RECOVERED		Cl	G	No.	Avg/G
1.	Jaiden Lars-Woodbey-FS	So	4	1	0.25
	Justice Dingle-GT	Fr	4	1	0.25
3.	Janarius Robinson-FS	Jr	5	1	0.20
	Leonard Johnson-DU	So	5	1	0.20
	Jason Strowbridge-NC	Sr	5	1	0.20
	Koby Quansah-DU	Sr	5	1	0.20
	Dylan Singleton-DU	Sr	5	1	0.20
	Luke Masterson-WF	Jr	5	1	0.20
	Kenneth Ruff-SU	Sr	5	1	0.20
	Shaq Quarterman-UM	Sr	5	1	0.20

**2019 Atlantic Coast Conference
Conference Team Game Highs Through games of Oct 06, 2019**

TEAM HIGHS (highest totals made by)

Points	63	Miami vs BETHUNE-COOKMAN (Sep 14, 2019)
	52	Clemson vs GEORGIA TECH (Aug 29, 2019)
	52	Virginia vs WILLIAM & MARY (Sep 06, 2019)
	52	Clemson vs CHARLOTTE (Sep 21, 2019)
	52	Syracuse vs WESTERN MICHIGAN (Sep 21, 2019)
Points scored kicking	12	Virginia at Pitt (8/31/19) [3fg,3pat]
Touchdowns	9	Miami vs BETHUNE-COOKMAN (Sep 14, 2019)
	7	Clemson vs GEORGIA TECH (Aug 29, 2019)
	7	Virginia vs WILLIAM & MARY (Sep 06, 2019)
	7	Clemson vs CHARLOTTE (Sep 21, 2019)
	7	Syracuse vs WESTERN MICHIGAN (Sep 21, 2019)
	7	Wake Forest vs ELON (Sep 21, 2019)
Total offense yards	664	Louisville vs BOSTON COLLEGE (Oct 05, 2019) [236r,428p]
	632	Clemson vs GEORGIA TECH (Aug 29, 2019) [411r,221p]
Total offense plays	105	Wake Forest vs UTAH STATE (Aug 30, 2019) [58r,47p]
	97	North Carolina at Georgia Tech (Oct 05, 2019) [46r,51p]
Total offense yards/play	9.3	Louisville vs ECU (Sep 07, 2019) [58-542]
	8.6	Clemson at Syracuse (Sep 14, 2019) [71-612]
Rushing yards	411	Clemson vs GEORGIA TECH (Aug 29, 2019)
	346	Boston College vs RICHMOND (Sep 07, 2019)
Rushing attempts	61	Boston College at Rutgers (Sep 21, 2019)
	58	Wake Forest vs UTAH STATE (Aug 30, 2019)
Yards per rush	8.5	Louisville vs ECU (Sep 07, 2019) [38-322]
	8.4	Clemson vs GEORGIA TECH (Aug 29, 2019) [49-411]
Rushing TDs	5	Clemson vs GEORGIA TECH (Aug 29, 2019)
	5	Miami vs BETHUNE-COOKMAN (Sep 14, 2019)
Longest rush	96	Wake Forest at Rice (Sep 06, 2019)
	90	Clemson vs GEORGIA TECH (Aug 29, 2019)
Passing yards	469	Miami vs VIRGINIA TECH (Oct 05, 2019)
	428	Louisville vs BOSTON COLLEGE (Oct 05, 2019)
Passing attempts	55	Miami vs VIRGINIA TECH (Oct 05, 2019)
	52	NC State at Florida State (Sep 28, 2019)
Passing TDs	6	Wake Forest vs ELON (Sep 21, 2019)
	4	Virginia Tech at Boston College (Aug 31, 2019)
	4	Duke vs NORTH CAROLINA A&T (Sep 07, 2019)
	4	Louisville vs ECU (Sep 07, 2019)
	4	Duke at Middle Tennessee (Sep 14, 2019)
	4	Miami vs BETHUNE-COOKMAN (Sep 14, 2019)
	4	Syracuse vs WESTERN MICHIGAN (Sep 21, 2019)
	4	Syracuse vs HOLY CROSS (Sep 28, 2019)
	4	North Carolina at Georgia Tech (Oct 05, 2019)
	4	Miami vs VIRGINIA TECH (Oct 05, 2019)
	4	Boston College at Louisville (Oct 05, 2019)
Longest pass	87	Clemson at Syracuse (Sep 14, 2019)
	77	Louisville vs BOSTON COLLEGE (Oct 05, 2019)
Passes completed	35	Pitt at Penn State (Sep 14, 2019)
	34	Wake Forest vs UTAH STATE (Aug 30, 2019)
Had intercepted	4	Miami vs VIRGINIA TECH (Oct 05, 2019)
	3	Virginia Tech at Boston College (Aug 31, 2019)
	3	Virginia vs WILLIAM & MARY (Sep 06, 2019)
	3	Duke vs PITT (Oct 05, 2019)
Pass completion pct	88.9	Duke at Middle Tennessee (Sep 14, 2019) [24-27]
	81.0	Virginia Tech vs FURMAN (Sep 14, 2019) [17-21]
Passing yards/attempt	12.8	Louisville vs WKU (Sep 14, 2019) [16-205]
	12.6	Louisville vs BOSTON COLLEGE (Oct 05, 2019) [34-428]

**2019 Atlantic Coast Conference
Team Game Highs Through games of Oct 06, 2019**

Yards per catch	20.5	Louisville vs WKU (Sep 14, 2019) [10-205]
	20.3	Boston College at Louisville (Oct 05, 2019) [15-304]
Field goal attempts	4	North Carolina vs South Carolina (Aug 31, 2019)
	4	Virginia at Pitt (8/31/19)
	4	Miami at North Carolina (Sep 07, 2019)
Field goals made	3	North Carolina vs South Carolina (Aug 31, 2019)
	3	Virginia at Pitt (8/31/19)
Longest field goal	53	Florida State at Virginia (Sep 14, 2019)
	52	Syracuse vs HOLY CROSS (Sep 28, 2019)
Field goal pct	100.0	NC State vs EAST CAROLINA (Aug 31, 2019) [2-2]
	100.0	Wake Forest at Rice (Sep 06, 2019) [2-2]
	100.0	NC State vs WESTERN CAROLINA (Sep 07, 2019) [2-2]
	100.0	Duke at Middle Tennessee (Sep 14, 2019) [2-2]
	100.0	Syracuse vs CLEMSON (Sep 14, 2019) [2-2]
	100.0	Wake Forest at Boston College (Sep 28, 2019) [2-2]
	100.0	Syracuse vs HOLY CROSS (Sep 28, 2019) [2-2]
	100.0	Virginia at ND (Sep 28, 2019) [2-2]
	100.0	Pitt at Duke (Oct 05, 2019) [2-2]
PAT kicks attempted	9	Miami vs BETHUNE-COOKMAN (Sep 14, 2019)
PAT kicks made	9	Miami vs BETHUNE-COOKMAN (Sep 14, 2019)
2-point PAT attempts	3	Duke vs PITT (Oct 05, 2019)
2-point PATs made	1	North Carolina vs South Carolina (Aug 31, 2019)
	1	North Carolina vs MIAMI (Sep 07, 2019)
	1	North Carolina at Wake Forest (Sep 13, 2019)
	1	Georgia Tech vs THE CITADEL (Sep 14, 2019)
	1	Virginia vs FLORIDA STATE (Sep 14, 2019)
	1	Duke vs PITT (Oct 05, 2019)
	1	Georgia Tech vs NORTH CAROLINA (Oct 05, 2019)
	1	Miami vs VIRGINIA TECH (Oct 05, 2019)
	1	Boston College at Louisville (Oct 05, 2019)
Punts	10	North Carolina at Wake Forest (Sep 13, 2019)
Longest punt	69	Virginia Tech vs OLD DOMINION (Sep 07, 2019)
Yards punted	470	Syracuse vs CLEMSON (Sep 14, 2019) [9-470]
Punting avg	56.7	Virginia Tech vs OLD DOMINION (Sep 07, 2019) [3-170]
	52.2	Syracuse vs CLEMSON (Sep 14, 2019) [9-470]
Punt returns	7	Pitt vs OHIO (9/7/19)
Punt return yards	112	NC State vs BALL STATE (Sep 21, 2019)
Punt return avg	37.3	NC State vs BALL STATE (Sep 21, 2019) [3-112]
	16.0	Florida State vs ULM (Sep 07, 2019) [2-32]
Punt return TDs	1	NC State vs BALL STATE (Sep 21, 2019)
	1	Pitt vs UCF (9/21/19)
Longest punt return	76	NC State vs BALL STATE (Sep 21, 2019)
Kick returns	8	Boston College vs KANSAS (Sep 13, 2019)
Kick return yards	203	Boston College vs KANSAS (Sep 13, 2019)
Kick return avg	39.2	Georgia Tech vs THE CITADEL (Sep 14, 2019) [4-157]
	37.8	Virginia vs WILLIAM & MARY (Sep 06, 2019) [4-151]
Longest kick return	100	Virginia vs WILLIAM & MARY (Sep 06, 2019)
	75	North Carolina vs APPALACHIAN STATE (Sep 21, 2019)
Kick return TDs	1	Virginia vs WILLIAM & MARY (Sep 06, 2019)
Interceptions	4	Virginia Tech at Miami (Oct 05, 2019)
Interception return yds	85	Virginia vs WILLIAM & MARY (Sep 06, 2019)
Interception return avg	30.5	Syracuse vs CLEMSON (Sep 14, 2019) [2-61]
	23.0	Pitt at Duke (Oct 05, 2019) [3-69]
Longest interception rtn	85	Virginia vs WILLIAM & MARY (Sep 06, 2019)
Interception return TDs	1	Virginia vs WILLIAM & MARY (Sep 06, 2019)
	1	Clemson vs CHARLOTTE (Sep 21, 2019)

**2019 Atlantic Coast Conference
Team Game Highs Through games of Oct 06, 2019**

	1	Virginia vs OLD DOMINION (Sep 21, 2019)
	1	Pitt at Duke (Oct 05, 2019)
Fumbles lost	3	Louisville vs ND (Sep 02, 2019)
	3	Virginia at ND (Sep 28, 2019)
	3	Duke vs PITT (Oct 05, 2019)
Fumbles recovered	3	Syracuse vs WESTERN MICHIGAN (Sep 21, 2019)
	3	Pitt at Duke (Oct 05, 2019)
Sacked by opp	10	Miami vs Florida (Aug 24, 2019)
QB sacks	8	Syracuse at Liberty (Aug 31, 2019)
	8	Clemson at Syracuse (Sep 14, 2019)
	8	NC State at Florida State (Sep 28, 2019)
Turnovers committed	6	Duke vs PITT (Oct 05, 2019)
Turnovers caused	6	Pitt at Duke (Oct 05, 2019)
Kicks blocked	2	North Carolina vs MIAMI (Sep 07, 2019)
First downs	34	North Carolina at Georgia Tech (Oct 05, 2019)
	32	NC State vs WESTERN CAROLINA (Sep 07, 2019)
	32	Wake Forest vs ELON (Sep 21, 2019)
1st downs rushing	20	Clemson vs GEORGIA TECH (Aug 29, 2019)
	20	NC State vs WESTERN CAROLINA (Sep 07, 2019)
1st downs passing	19	Duke vs NORTH CAROLINA A&T (Sep 07, 2019)
	19	North Carolina at Georgia Tech (Oct 05, 2019)
	19	Miami vs VIRGINIA TECH (Oct 05, 2019)
1st downs by penalty	6	Georgia Tech vs USF (Sep 06, 2019)
	5	Miami vs Florida (Aug 24, 2019)
	5	Virginia vs FLORIDA STATE (Sep 14, 2019)
	5	Florida State at Virginia (Sep 14, 2019)
	5	Pitt vs UCF (9/21/19)
	5	NC State at Florida State (Sep 28, 2019)
	5	Duke vs PITT (Oct 05, 2019)
Penalties	15	Pitt at Duke (Oct 05, 2019)
	14	Miami vs Florida (Aug 24, 2019)
Penalties yards	145	Pitt at Duke (Oct 05, 2019)
	118	Miami vs Florida (Aug 24, 2019)

**2019 Atlantic Coast Conference
Conference Individual Game Highs Through games of Oct 06, 2019**

INDIVIDUAL PLAYER GAME HIGHS

Points scored	18	Travis Etienne (Clemson) vs GEORGIA TECH (Aug 29, 2019)
	18	AJ Dillon (Boston College) vs RICHMOND (Sep 07, 2019)
	18	Cam Akers (Florida State) vs ULM (Sep 07, 2019)
	18	Tutu Atwell (Louisville) vs WKU (Sep 14, 2019)
	18	DeeJay Dallas (Miami) vs BETHUNE-COOKMAN (Sep 14, 2019)
	18	Wayne Taulapapa (Virginia) vs FLORIDA STATE (Sep 14, 2019)
	18	Cam Akers (Florida State) vs LOUISVILLE (Sep 21, 2019)
	18	Dalton Keene (Virginia Tech) at Miami (Oct 05, 2019)
Touchdowns	3	Travis Etienne (Clemson) vs GEORGIA TECH (Aug 29, 2019)
	3	AJ Dillon (Boston College) vs RICHMOND (Sep 07, 2019)
	3	Cam Akers (Florida State) vs ULM (Sep 07, 2019)
	3	Tutu Atwell (Louisville) vs WKU (Sep 14, 2019)
	3	DeeJay Dallas (Miami) vs BETHUNE-COOKMAN (Sep 14, 2019)
	3	Wayne Taulapapa (Virginia) vs FLORIDA STATE (Sep 14, 2019)
	3	Cam Akers (Florida State) vs LOUISVILLE (Sep 21, 2019)
	3	Dalton Keene (Virginia Tech) at Miami (Oct 05, 2019)
TD responsibility	5	Quentin Harris (Duke) vs NORTH CAROLINA A&T (Sep 07, 2019) [1r,4p]
	5	Tommy DeVito (Syracuse) vs WESTERN MICHIGAN (Sep 21, 2019) [1r,4p]
	5	Jamie Newman (Wake Forest) vs ELON (Sep 21, 2019) [0r,5p]
Points scored kicking	12	Brian Delaney (Virginia) at Pitt (8/31/19) [3fg,3pat]
Total offense yards	437	Jamie Newman (Wake Forest) vs UTAH STATE (Aug 30, 2019) [36r,401p]
	437	Trevor Lawrence (Clemson) at Syracuse (Sep 14, 2019) [42r,395p]
Total offense plays	68	Jamie Newman (Wake Forest) vs UTAH STATE (Aug 30, 2019) [21r,47p]
	61	Quentin Harris (Duke) vs PITT (Oct 05, 2019) [18r,43p]
Total offense yards/play	30.7	Zay Flowers (Boston College) vs RICHMOND (Sep 07, 2019) [3-92]
	25.9	Anthony Brown (Boston College) at Louisville (Oct 05, 2019) [8-207]
Rushing yards	205	Travis Etienne (Clemson) vs GEORGIA TECH (Aug 29, 2019)
	193	Cam Akers (Florida State) vs ULM (Sep 07, 2019)
Rushing attempts	36	Cam Akers (Florida State) vs ULM (Sep 07, 2019)
	32	AJ Dillon (Boston College) at Rutgers (Sep 21, 2019)
Yards per rush	30.7	Zay Flowers (Boston College) vs RICHMOND (Sep 07, 2019) [3-92]
	18.2	Malik Cunningham (Louisville) vs ECU (Sep 07, 2019) [4-73]
Rushing TDs	3	Travis Etienne (Clemson) vs GEORGIA TECH (Aug 29, 2019)
	3	DeeJay Dallas (Miami) vs BETHUNE-COOKMAN (Sep 14, 2019)
	3	Wayne Taulapapa (Virginia) vs FLORIDA STATE (Sep 14, 2019)
	3	Cam Akers (Florida State) vs LOUISVILLE (Sep 21, 2019)
Longest rush	96	Kenneth Walker (Wake Forest) at Rice (Sep 06, 2019)
	90	Travis Etienne (Clemson) vs GEORGIA TECH (Aug 29, 2019)
Passing yards	422	N'Kosi Perry (Miami) vs VIRGINIA TECH (Oct 05, 2019)
	401	Jamie Newman (Wake Forest) vs UTAH STATE (Aug 30, 2019)
Passing attempts	51	Kenny Pickett (Pitt) at Penn State (Sep 14, 2019)
	51	Sam Howell (North Carolina) at Georgia Tech (Oct 05, 2019)
Passing TDs	5	Jamie Newman (Wake Forest) vs ELON (Sep 21, 2019)
	4	Ryan Willis (Virginia Tech) at Boston College (Aug 31, 2019)
	4	Quentin Harris (Duke) vs NORTH CAROLINA A&T (Sep 07, 2019)
	4	Jawon Pass (Louisville) vs ECU (Sep 07, 2019)
	4	Quentin Harris (Duke) at Middle Tennessee (Sep 14, 2019)
	4	Tommy DeVito (Syracuse) vs WESTERN MICHIGAN (Sep 21, 2019)
	4	Tommy DeVito (Syracuse) vs HOLY CROSS (Sep 28, 2019)
	4	N'Kosi Perry (Miami) vs VIRGINIA TECH (Oct 05, 2019)
	4	Sam Howell (North Carolina) at Georgia Tech (Oct 05, 2019)
Longest pass	87	Trevor Lawrence (Clemson) at Syracuse (Sep 14, 2019)
	77	Malik Cunningham (Louisville) vs BOSTON COLLEGE (Oct 05, 2019)
Passes completed	35	Kenny Pickett (Pitt) at Penn State (Sep 14, 2019)

**2019 Atlantic Coast Conference
Individual Game Highs Through games of Oct 06, 2019**

	34	Jamie Newman (Wake Forest) vs UTAH STATE (Aug 30, 2019)
Had intercepted	3	Ryan Willis (Virginia Tech) at Boston College (Aug 31, 2019)
	3	Jarren Williams (Miami) vs VIRGINIA TECH (Oct 05, 2019)
Pass completion pct	100.0	Michael Kern (Wake Forest) vs ELON (Sep 21, 2019) [5-5]
	90.0	Brennan Armstrong (Virginia) vs WILLIAM & MARY (Sep 06, 2019) [9-10]
Pass yards/attempt	28.7	Evan Conley (Louisville) vs WKU (Sep 14, 2019) [3-86]
	27.6	Anthony Brown (Boston College) at Louisville (Oct 05, 2019) [7-193]
Pass yards/catch	43.0	Evan Conley (Louisville) vs WKU (Sep 14, 2019) [2-86]
	32.2	Anthony Brown (Boston College) at Louisville (Oct 05, 2019) [6-193]
Receiving yards	170	Seth Dawkins (Louisville) vs BOSTON COLLEGE (Oct 05, 2019)
	169	Sage Surratt (Wake Forest) vs NORTH CAROLINA (Sep 13, 2019)
Receptions	12	Emeka Emezie (NC State) at West Virginia (Sep 14, 2019)
	12	Taysir Mack (Pitt) at Penn State (Sep 14, 2019)
Yards per catch	45.5	Zay Flowers (Boston College) vs VIRGINIA TECH (Aug 31, 2019) [2-91]
	36.5	Tamorriion Terry (Florida State) vs LOUISVILLE (Sep 21, 2019) [2-73]
Receiving TDs	3	Tutu Atwell (Louisville) vs WKU (Sep 14, 2019)
	3	Dalton Keene (Virginia Tech) at Miami (Oct 05, 2019)
Longest reception	87	Amari Rodgers (Clemson) at Syracuse (Sep 14, 2019)
	77	Seth Dawkins (Louisville) vs BOSTON COLLEGE (Oct 05, 2019)
Field goal attempts	4	Noah Ruggles (North Carolina) vs South Carolina (Aug 31, 2019)
	4	Brian Delaney (Virginia) at Pitt (8/31/19)
	4	Bubba Baxa (Miami) at North Carolina (Sep 07, 2019)
Field goals made	3	Noah Ruggles (North Carolina) vs South Carolina (Aug 31, 2019)
	3	Brian Delaney (Virginia) at Pitt (8/31/19)
Longest field goal	53	Ricky Aguayo (Florida State) at Virginia (Sep 14, 2019)
	52	Sterling Hofrichter (Syracuse) vs HOLY CROSS (Sep 28, 2019)
Field goal pct	100.0	Christopher Dunn (NC State) vs EAST CAROLINA (Aug 31, 2019) [2-2]
	100.0	Nick Sciba (Wake Forest) at Rice (Sep 06, 2019) [2-2]
	100.0	Christopher Dunn (NC State) vs WESTERN CAROLINA (Sep 07, 2019) [2-2]
	100.0	AJ Reed (Duke) at Middle Tennessee (Sep 14, 2019) [2-2]
	100.0	Andre Szmyt (Syracuse) vs CLEMSON (Sep 14, 2019) [2-2]
	100.0	Nick Sciba (Wake Forest) at Boston College (Sep 28, 2019) [2-2]
	100.0	Brian Delaney (Virginia) at ND (Sep 28, 2019) [2-2]
	100.0	Alex Kessman (Pitt) at Duke (Oct 05, 2019) [2-2]
PAT kicks attempted	7	B.T. Potter (Clemson) vs GEORGIA TECH (Aug 29, 2019)
	7	Brian Delaney (Virginia) vs WILLIAM & MARY (Sep 06, 2019)
	7	Bubba Baxa (Miami) vs BETHUNE-COOKMAN (Sep 14, 2019)
	7	Andre Szmyt (Syracuse) vs WESTERN MICHIGAN (Sep 21, 2019)
PAT kicks made	7	B.T. Potter (Clemson) vs GEORGIA TECH (Aug 29, 2019)
	7	Brian Delaney (Virginia) vs WILLIAM & MARY (Sep 06, 2019)
	7	Bubba Baxa (Miami) vs BETHUNE-COOKMAN (Sep 14, 2019)
	7	Andre Szmyt (Syracuse) vs WESTERN MICHIGAN (Sep 21, 2019)
PAT kicks pct	100.0	B.T. Potter (Clemson) vs GEORGIA TECH (Aug 29, 2019) [7-7]
	100.0	Brian Delaney (Virginia) vs WILLIAM & MARY (Sep 06, 2019) [7-7]
	100.0	Bubba Baxa (Miami) vs BETHUNE-COOKMAN (Sep 14, 2019) [7-7]
	100.0	Andre Szmyt (Syracuse) vs WESTERN MICHIGAN (Sep 21, 2019) [7-7]
Punts	10	Ben Kiernan (North Carolina) at Wake Forest (Sep 13, 2019)
Yards punted	470	Sterling Hofrichter (Syracuse) vs CLEMSON (Sep 14, 2019) [9-470]
Longest punt	69	Oscar Bradburn (Virginia Tech) vs OLD DOMINION (Sep 07, 2019)
	66	Oscar Bradburn (Virginia Tech) vs FURMAN (Sep 14, 2019)
Punting avg	56.7	Oscar Bradburn (Virginia Tech) vs OLD DOMINION (Sep 07, 2019) [3-170]
	52.2	Sterling Hofrichter (Syracuse) vs CLEMSON (Sep 14, 2019) [9-470]
Punt returns	7	Maurice Ffrench (Pitt) vs OHIO (9/7/19)

**2019 Atlantic Coast Conference
Individual Game Highs Through games of Oct 06, 2019**

	5	Ahmarean Brown (Georgia Tech) vs USF (Sep 06, 2019)
Punt return yards	80	Thayer Thomas (NC State) vs BALL STATE (Sep 21, 2019)
	60	Sage Surratt (Wake Forest) vs ELON (Sep 21, 2019)
Longest punt return	76	Thayer Thomas (NC State) vs BALL STATE (Sep 21, 2019)
	50	Maurice Ffrench (Pitt) at Duke (Oct 05, 2019)
Punt return TDs	1	Thayer Thomas (NC State) vs BALL STATE (Sep 21, 2019)
	1	Wendell Davis (Pitt) vs UCF (9/21/19)
Punt return avg	40.0	Thayer Thomas (NC State) vs BALL STATE (Sep 21, 2019) [2-80]
	24.0	Maurice Ffrench (Pitt) at Duke (Oct 05, 2019) [2-48]
Kick returns	7	Travis Levy (Boston College) vs KANSAS (Sep 13, 2019)
	5	Keyshawn Helton (Florida State) vs ULM (Sep 07, 2019)
	5	Keyon Lesane (NC State) vs BALL STATE (Sep 21, 2019)
	5	Travis Levy (Boston College) at Louisville (Oct 05, 2019)
Kick return yards	189	Travis Levy (Boston College) vs KANSAS (Sep 13, 2019)
	135	Keyshawn Helton (Florida State) vs ULM (Sep 07, 2019)
	135	Travis Levy (Boston College) at Louisville (Oct 05, 2019)
Kick return avg	48.0	Tobias Oliver (Georgia Tech) vs THE CITADEL (Sep 14, 2019) [2-96]
	46.5	Terius Wheatley (Virginia Tech) vs OLD DOMINION (Sep 07, 2019) [2-93]
Longest kick return	100	Joe Reed (Virginia) vs WILLIAM & MARY (Sep 06, 2019)
	75	Michael Carter (North Carolina) vs APPALACHIAN STATE (Sep 21, 2019)
Kick return TDs	1	Joe Reed (Virginia) vs WILLIAM & MARY (Sep 06, 2019)
Combined PR/KR yards	189	Travis Levy (Boston College) vs KANSAS (Sep 13, 2019) [0pr-189kr]
	155	Travis Levy (Boston College) at Louisville (Oct 05, 2019) [20pr-135kr]
Interceptions	2	Myles Wolfolk (North Carolina) vs South Carolina (Aug 31, 2019)
	2	Paris Ford (Pitt) at Duke (Oct 05, 2019)
	2	Jermaine Waller (Virginia Tech) at Miami (Oct 05, 2019)
	2	Caleb Farley (Virginia Tech) at Miami (Oct 05, 2019)
Interception return yds	85	Nick Grant (Virginia) vs WILLIAM & MARY (Sep 06, 2019)
	66	K'Von Wallace (Clemson) vs CHARLOTTE (Sep 21, 2019)
Interception return avg	24.0	Paris Ford (Pitt) at Duke (Oct 05, 2019) [2-48]
	16.5	Myles Wolfolk (North Carolina) vs South Carolina (Aug 31, 2019) [2-33]
Longest interception rtn	85	Nick Grant (Virginia) vs WILLIAM & MARY (Sep 06, 2019)
	66	K'Von Wallace (Clemson) vs CHARLOTTE (Sep 21, 2019)
Interception return TDs	1	Nick Grant (Virginia) vs WILLIAM & MARY (Sep 06, 2019)
	1	K'Von Wallace (Clemson) vs CHARLOTTE (Sep 21, 2019)
	1	Zane Zandier (Virginia) vs OLD DOMINION (Sep 21, 2019)
	1	Paris Ford (Pitt) at Duke (Oct 05, 2019)
All-purpose yards	248	Cam Akers (Florida State) vs ULM (Sep 07, 2019)
	208	Travis Etienne (Clemson) vs GEORGIA TECH (Aug 29, 2019)
Tackles	17.0	John Lamot (Boston College) vs WAKE FOREST (Sep 28, 2019) [4-13]
	16.0	David Curry (Georgia Tech) vs NORTH CAROLINA (Oct 05, 2019) [8-8]
Sacks	3.5	Larrell Murchison (NC State) at Florida State (Sep 28, 2019) [3-1]
	3.0	Tomon Fox (North Carolina) vs MIAMI (Sep 07, 2019) [3-0]
	3.0	Jaylen Twyman (Pitt) vs OHIO (9/7/19) [3-0]
Tackles for loss	4.0	Chris Rumph II (Duke) at Middle Tennessee (Sep 14, 2019) [4-0]
	3.5	Rayshard Ashby (Virginia Tech) at Boston College (Aug 31, 2019) [3-1]
	3.5	Isaiah Simmons (Clemson) at Syracuse (Sep 14, 2019) [3-1]
	3.5	Marvin Wilson (Florida State) vs LOUISVILLE (Sep 21, 2019) [2-3]
	3.5	Alton Robinson (Syracuse) vs WESTERN MICHIGAN (Sep 21, 2019) [3-1]
	3.5	Charles Snowden (Virginia) vs OLD DOMINION (Sep 21, 2019) [2-3]
	3.5	Larrell Murchison (NC State) at Florida State (Sep 28, 2019) [3-1]

**2019 Atlantic Coast Conference
Individual Stellar Games Through games of Oct 06, 2019**

200-Yard Rushing Performances

205 Travis Etienne (Clemson) vs GEORGIA TECH (Aug 29, 2019)

100-Yard Rushing Performances

205 Travis Etienne (Clemson) vs GEORGIA TECH (Aug 29, 2019)
193 Cam Akers (Florida State) vs ULM (Sep 07, 2019)
172 Javian Hawkins (Louisville) vs BOSTON COLLEGE (Oct 05, 2019)
159 AJ Dillon (Boston College) vs WAKE FOREST (Sep 28, 2019)
151 AJ Dillon (Boston College) vs KANSAS (Sep 13, 2019)
150 AJ Dillon (Boston College) at Rutgers (Sep 21, 2019)
144 Javonte Williams (North Carolina) at Georgia Tech (Oct 05, 2019)
125 Kenneth Walker (Wake Forest) at Rice (Sep 06, 2019)
123 Javian Hawkins (Louisville) vs ECU (Sep 07, 2019)
123 Moe Neal (Syracuse) vs WESTERN MICHIGAN (Sep 21, 2019)
122 Javian Hawkins (Louisville) vs ND (Sep 02, 2019)
119 Zonovan Knight (NC State) vs WESTERN CAROLINA (Sep 07, 2019)
119 Keshawn King (Virginia Tech) vs FURMAN (Sep 14, 2019)
118 AJ Dillon (Boston College) at Louisville (Oct 05, 2019)
116 Cam Akers (Florida State) vs BOISE STATE (Aug 31, 2019)
112 Cam Akers (Florida State) vs LOUISVILLE (Sep 21, 2019)
108 DeeJay Dallas (Miami) vs BETHUNE-COOKMAN (Sep 14, 2019)
107 DeeJay Dallas (Miami) at North Carolina (Sep 07, 2019)
107 Quentin Harris (Duke) at Middle Tennessee (Sep 14, 2019)
106 Todd Sibley Jr. (Pitt) vs DELAWARE (9/28/19)
105 Cade Carney (Wake Forest) vs UTAH STATE (Aug 30, 2019)
102 Javonte Williams (North Carolina) vs South Carolina (Aug 31, 2019)
102 Deshaun McCleese (Virginia Tech) vs DUKE (Sep 27, 2019)
102 Jamie Newman (Wake Forest) at Boston College (Sep 28, 2019)
100 Quentin Harris (Duke) at Virginia Tech (Sep 27, 2019)

Number of 100-Yard Rushing Performances

AJ Dillon, Boston College - 4
Cam Akers, Florida State - 3
Javian Hawkins, Louisville - 3
DeeJay Dallas, Miami - 2
Quentin Harris, Duke - 2
Javonte Williams, North Carolina - 2
Todd Sibley Jr., Pitt - 1
Cade Carney, Wake Forest - 1
Travis Etienne, Clemson - 1
Keshawn King, Virginia Tech - 1
Zonovan Knight, NC State - 1
Deshaun McCleese, Virginia Tech - 1
Moe Neal, Syracuse - 1
Jamie Newman, Wake Forest - 1
Kenneth Walker, Wake Forest - 1

**2019 Atlantic Coast Conference
Individual Stellar Games Through games of Oct 06, 2019**

500-Yard Passing Performances

None

400-Yard Passing Performances

- 422 N'Kosi Perry (Miami) vs VIRGINIA TECH (Oct 05, 2019)
- 401 Jamie Newman (Wake Forest) vs UTAH STATE (Aug 30, 2019)

300-Yard Passing Performances

- 422 N'Kosi Perry (Miami) vs VIRGINIA TECH (Oct 05, 2019)
- 401 Jamie Newman (Wake Forest) vs UTAH STATE (Aug 30, 2019)
- 395 Trevor Lawrence (Clemson) at Syracuse (Sep 14, 2019)
- 376 Sam Howell (North Carolina) at Georgia Tech (Oct 05, 2019)
- 372 Kenny Pickett (Pitt) at Penn State (Sep 14, 2019)
- 351 Jamie Newman (Wake Forest) vs ELON (Sep 21, 2019)
- 345 Quentin Harris (Duke) vs NORTH CAROLINA A&T (Sep 07, 2019)
- 344 Ryan Willis (Virginia Tech) at Boston College (Aug 31, 2019)
- 334 Bryce Perkins (Virginia) at ND (Sep 28, 2019)
- 330 Tommy DeVito (Syracuse) at Maryland (Sep 07, 2019)
- 327 James Blackman (Florida State) vs BOISE STATE (Aug 31, 2019)
- 323 Sam Howell (North Carolina) vs APPALACHIAN STATE (Sep 21, 2019)
- 321 Kenny Pickett (Pitt) vs OHIO (9/7/19)
- 316 Alex Hornibrook (Florida State) vs NC STATE (Sep 28, 2019)
- 312 Jamie Newman (Wake Forest) at Rice (Sep 06, 2019)
- 309 Jarren Williams (Miami) at North Carolina (Sep 07, 2019)
- 308 Matthew McKay (NC State) vs EAST CAROLINA (Aug 31, 2019)

Number of 300-Yard Passing Performances

Jamie Newman, Wake Forest - 3
Sam Howell, North Carolina - 2
Kenny Pickett, Pitt - 2
James Blackman, Florida State - 1
Tommy DeVito, Syracuse - 1
Quentin Harris, Duke - 1
Alex Hornibrook, Florida State - 1
Trevor Lawrence, Clemson - 1
Matthew McKay, NC State - 1
Bryce Perkins, Virginia - 1
N'Kosi Perry, Miami - 1
Jarren Williams, Miami - 1
Ryan Willis, Virginia Tech - 1

200-Yard Receiving Performances

None

**2019 Atlantic Coast Conference
Individual Stellar Games Through games of Oct 06, 2019**

100-Yard Receiving Performances

170 Seth Dawkins (Louisville) vs BOSTON COLLEGE (Oct 05, 2019)
169 Sage Surratt (Wake Forest) vs NORTH CAROLINA (Sep 13, 2019)
158 Sage Surratt (Wake Forest) vs UTAH STATE (Aug 30, 2019)
158 Scotty Washington (Wake Forest) at Rice (Sep 06, 2019)
157 Trishton Jackson (Syracuse) at Maryland (Sep 07, 2019)
150 Tee Higgins (Clemson) at Syracuse (Sep 14, 2019)
143 Hasise Dubois (Virginia) at ND (Sep 28, 2019)
141 Tutu Atwell (Louisville) vs WKU (Sep 14, 2019)
141 Trishton Jackson (Syracuse) vs WESTERN MICHIGAN (Sep 21, 2019)
141 Scotty Washington (Wake Forest) vs ELON (Sep 21, 2019)
138 Maurice Ffrench (Pitt) vs OHIO (9/7/19)
136 Brevin Jordan (Miami) vs VIRGINIA TECH (Oct 05, 2019)
133 Dez Fitzpatrick (Louisville) at Florida State (Sep 21, 2019)
129 Tee Higgins (Clemson) at North Carolina (Sep 28, 2019)
125 Taysir Mack (Pitt) at Penn State (Sep 14, 2019)
124 Taysir Mack (Pitt) vs DELAWARE (9/28/19)
124 Jeff Thomas (Miami) vs VIRGINIA TECH (Oct 05, 2019)
121 Amari Rodgers (Clemson) at Syracuse (Sep 14, 2019)
112 Sage Surratt (Wake Forest) vs ELON (Sep 21, 2019)
110 Tutu Atwell (Louisville) vs BOSTON COLLEGE (Oct 05, 2019)
108 Dez Fitzpatrick (Louisville) vs BOSTON COLLEGE (Oct 05, 2019)
107 Taj Harris (Syracuse) vs HOLY CROSS (Sep 28, 2019)
107 Joe Reed (Virginia) at ND (Sep 28, 2019)
106 Aaron Young (Duke) at Middle Tennessee (Sep 14, 2019)
105 Jalon Calhoun (Duke) vs NORTH CAROLINA A&T (Sep 07, 2019)
103 Emeka Emezie (NC State) at West Virginia (Sep 14, 2019)

Number of 100-Yard Receiving Performances

Sage Surratt, Wake Forest - 3
Tutu Atwell, Louisville - 2
Dez Fitzpatrick, Louisville - 2
Tee Higgins, Clemson - 2
Trishton Jackson, Syracuse - 2
Taysir Mack, Pitt - 2
Scotty Washington, Wake Forest - 2
Jalon Calhoun, Duke - 1
Seth Dawkins, Louisville - 1
Hasise Dubois, Virginia - 1
Emeka Emezie, NC State - 1
Maurice Ffrench, Pitt - 1
Taj Harris, Syracuse - 1
Brevin Jordan, Miami - 1
Joe Reed, Virginia - 1
Amari Rodgers, Clemson - 1
Jeff Thomas, Miami - 1
Aaron Young, Duke - 1