



# VIRGINIA

## 2015-16 VIRGINIA CAVALIER WOMEN'S BASKETBALL GAME NOTES

### 2015-16 Schedule/Results

Nov. 13	at Middle Tennessee	W, 70-66
<b>Nov. 16</b>	<b>NORFOLK STATE</b>	<b>W, 86-50</b>
Nov. 19	at Auburn <sup>SEC</sup>	W, 69-52
<b>Nov. 22</b>	<b>LONGWOOD</b>	<b>2 p.m.</b>
Nov. 26	vs. Green Bay <sup>^</sup>	1 p.m.
Nov. 27	vs. Rutgers <sup>^</sup>	3:15 p.m.
Nov. 28	vs. Tulane <sup>^</sup>	1 p.m.
<b>Dec. 02</b>	<b>IOWA</b>	<b>7 p.m.</b>
<b>Dec. 05</b>	<b>NJIT</b>	<b>7 p.m.</b>
<b>Dec. 08</b>	<b>BOWLING GREEN</b>	<b>11 a.m.</b>
<b>Dec. 18</b>	<b>CHARLESTON SOUTHERN</b>	<b>7 p.m.</b>
Dec. 21	at Ohio State	7 p.m.
<b>Dec. 28</b>	<b>Richmond vs. Lafayette%</b>	<b>4:30 p.m.</b>
<b>Dec. 28</b>	<b>COPPIN STATE%</b>	<b>7 p.m.</b>
<b>Dec. 29</b>	<b>Coppin State vs. Lafayette%</b>	<b>4:30 p.m.</b>
<b>Dec. 29</b>	<b>RICHMOND%</b>	<b>7 p.m.</b>
<b>Jan. 03</b>	<b>MIAMI*</b> <sup>RSN</sup>	<b>1 p.m.</b>
<b>Jan. 07</b>	<b>NOTRE DAME*</b>	<b>7 p.m.</b>
Jan. 10	at Wake Forest*	2 p.m.
<b>Jan. 14</b>	<b>LOUISVILLE*</b>	<b>7 p.m.</b>
Jan. 17	at Georgia Tech* <sup>ESPN3</sup>	2 p.m.
Jan. 21	at Florida State*	7 p.m.
<b>Jan. 24</b>	<b>PITTSBURGH*</b> <sup>RSN</sup>	<b>1 p.m.</b>
Jan. 27	at NC State*	7:30 p.m.
Feb. 4	at Duke* <sup>ESPN3</sup>	7 p.m.
<b>Feb. 7</b>	<b>VIRGINIA TECH*</b>	<b>2 p.m.</b>
<b>Feb. 11</b>	<b>SYRACUSE*</b> <sup>RSN</sup>	<b>7 p.m.</b>
Feb. 14	at Boston College* <sup>RSN</sup>	5 p.m.
Feb. 18	at Louisville* <sup>ESPN3</sup>	7 p.m.
<b>Feb. 21</b>	<b>CLEMSON*</b> <sup>RSN</sup>	<b>1 p.m.</b>
<b>Feb. 25</b>	<b>NORTH CAROLINA*</b> <sup>RSN</sup>	<b>7 p.m.</b>
Feb. 28	at Virginia Tech	2 p.m.

\* ACC game

<sup>^</sup> Paradise Jam (U.S. Virgin Islands)

% Cavalier Classic Tournament

[RSN] - ACC Regional Sports Networks

[ESPN3] - streamed online on ESPN.go.com/  
watchespn

[SEC] - SEC Network

All Times Eastern

Rankings are Associated Press

### Game # 4 • Nov. 22 , 2015 • 2 p.m.

John Paul Jones Arena • Charlottesville, Va.



**Longwood Lancers (0-2, 0-0 Big South)**

at

**Virginia Cavaliers (3-0, 0-0 ACC)**



**Radio:** WINA 1070-AM: Channing Poole

**TV:** none

The Virginia women's basketball team (3-0, 0-0 ACC) hosts Longwood (0-2, 0-0 Big South) on Sunday, Nov. 22 at 2 p.m. at John Paul Jones Arena.

Virginia is looking to start the season 4-0 for the fourth time in head coach Joanne Boyle's five seasons at the helm. UVA began the 2011-12, 2012-13 and 2014-15 campaigns with four-straight wins.

The Cavaliers are coming off a 69-52 win at Auburn on Thursday night in which sophomore guard Aliyah Hulan El (Randolph, N.J.) had the first 20-point scoring performance of the season by a Cavalier this season. Last season, four different Cavaliers had a combined 21 20-point performances.

Hulan El's career-high 20 points were bolstered by a career-high seven free throws (on a career-best eight attempts). Hulan El's previous career high was 14 points against Florida State last season, one of six double-digit scoring efforts she had her freshman year.

Hulan El also was one of four Cavaliers to grab five or more rebounds at Auburn. It was the third-straight game of a balanced rebounding effort by the entire team. In the three games this season, at least three different players have grabbed five or more rebounds in each game. In the Norfolk State game, every single Cavalier in the game grabbed at least one rebound, a feat accomplished just four times last season and did not occur in a game in which every eligible UVA player saw time on the court as was the case against the Spartans.

Senior Faith Randolph (Derwood, Md.) scored 15 points in the win at Auburn. In the last two games, Randolph has scored a combined 32 points, making 11 field goals and assisting on eight more baskets.

Sophomore guard Mikayla Venson (Arlington, Va.) scored 14 points, her 10th-consecutive game finishing in double-digits.

### Projected Starting Lineup

G	1	Mikayla Venson	So.	11.3 ppg	2.7 rpg	6 assts/9 steals
• ACC All-Freshman team; Second in the ACC in 3pt shooting percentage last season (40.3)						
G	12	Breyana Mason	Jr.	9.0 ppg	2.0 rpg	7 assts/8 steals
• ACC All-Academic Team; fourth in the ACC in assist-to-turnover ratio 1.8 last yr						
G	20	Faith Randolph	Sr.	13.3 ppg	6.0 rpg	8 assts/4 steals
• Preseason All-ACC; 2nd team All-ACC last year; 17 pts vs Norfolk St in 17 minutes						
F	21	Lauren Moses	So.	11.0 ppg	5.7 reb	4 assts /8 steals
• Started 29 of 30 games last season						
F	44	Sydney Umeri	Jr.	0 pts	4.3 reb	3 assts/3 steals
• At Middle Tennessee, made first start since Jan. 5, 2014 (Pitt)						

**QUICK FACTS**
**THE UNIVERSITY OF VIRGINIA**

Name.....The University of Virginia  
 Founded.....by Thomas Jefferson in 1819  
 Nicknames.....Cavaliers, Wahos, 'Hoos  
 Location.....Charlottesville, Va.  
 Enrollment.....21,238 (14,898 undergraduate)  
 President.....Teresa A. Sullivan (Michigan State '70)  
 Athletics Director.....Craig Littlepage (Pennsylvania '73)  
 Conference.....Atlantic Coast Conference (ACC)  
 Colors.....Orange and Blue  
 Official Athletics Websites.....VirginiaSports.com  
 .....VirginiaSportsTV.com  
 University Website.....virginia.edu

**WOMEN'S BASKETBALL INFORMATION**

First Season of Basketball.....1973-74  
 All-Time Record.....856-411 (43rd year)\*  
 All-Time Home Record.....419-188\*  
     John Paul Jones Arena.....118-38 (10th season)\*  
     University Hall.....302-149  
 All-Time ACC Record.....337-194 (36 years)\*  
 Home Facility.....John Paul Jones Arena (14,593)  
 Press Row Phone Number.....434-962-0579  
 NCAA Tournament Appearances/Last.....24/2010  
 NCAA Tournament Record.....33-24  
 WNIT Tournament Appearances/Last.....5/2012  
 WNIT Tournament Record.....11-6  
 2014-15 Record.....17-14  
 ACC Record/Finish.....7-9/9th  
 Letterwinners Returning/Lost.....7/3  
 Starters Returning/Lost.....4/1  
 Newcomers.....4

**COACHING & SUPPORT STAFF**

Head Coach.....Joanne Boyle  
 Career Record.....279-149\*  
 Virginia Record.....75-56\*  
 Associate Head Coach.....Kim McNeill  
 Assistant Coach.....La'Keshia Frett Meredith  
 Assistant Coach.....Cory McNeill  
 Asst AD WBB Operations.....Sarah Holsinger  
 Assistant Director of Operations.....Hadley Zeavin  
 Video Coordinator.....James Rogol  
 Athletic Trainer.....Shannon Soares  
 Strength & Conditioning.....Robb Hornett  
 Equipment Manager.....Matt Althoff

\*records through games of 11/20/15

**INTERVIEW POLICY**

All interview requests for Virginia women's basketball must be made through Melissa Dudek in the Virginia Athletics Media Relations Office. Players' individual phone numbers will not be given to the media at any time. Game day interviews will not be granted until the postgame press conference opportunity. Please give a minimum of 24 hours notice for all interview requests.

**THE LANCERS**

- Longwood opens the 2015-16 season with six of its first seven games on the road. The first two games of the season come against NCAA Tournament squads in 2015 with Oregon St. and James Madison. In addition, Virginia -- the third opponent for the Lancers -- were among the field at the 2015 WNIT.
- The Lancers will square off against three schools from Power-Five conferences — No. 9 Oregon State (L, 110-45), Virginia and West Virginia. The three games against the power five is the third most of any team in the Big South.
- Longwood has scored 75 points this season with 46 rebounds
- The Lancers have scored 14 points in the second quarter this year - five against Oregon State and nine against JMU
- Virginia is 10-4 all-time against the Lancers and has not lost to Longwood since March 2, 1978
- Last year, Virginia won 91-49, scoring 50 points in the paint. Associate head coach Kim McNeill was the acting head coach for that game

**USA TODAY COACHES POLL**

- Virginia is receiving votes in the USA Today Coaches Poll

**DEBUTS**

- Three players made their Cavalier debuts in the season-opener at Middle Tennessee
- Freshman forward Moné Jones played 24 minutes, scoring six points with five rebounds
- Freshman center Debra Ferguson made her first career layup eight seconds after checking into the game for the first time
- Redshirt sophomore J'Kyra Brown scored 10 points, all in the third quarter
- Emily Battle made her debut against Norfolk State, scoring two points and grabbing a rebound in two minutes on the court

**PRESEASON ALL-ACC**

- Senior guard Faith Randolph was named to the 10-player Blue Ribbon Panel and the ACC Head Coaches' Preseason All-ACC
- Randolph ranked sixth in the conference in scoring at 16.4 points per game. Randolph tallied 11 20-point games last season en route to scoring her 1,000th career point during the 2015 ACC Tournament.
- Randolph was first on the team in steals (1.4 per game), third in rebounds (3.9), and third in assists (2.2). Among ACC players, she ranked first in free-throw percentage (90.7).
- Randolph was the 2014 ACC Sixth Player of the Year and a 2015 All-ACC Second Team honoree.
- Ataira Franklin was the last Cavalier to earn conference pre-season accolades, earning them both her junior and senior seasons (2012 and 2013).

**CAVALIERS EIGHTH IN ACC PRESEASON POLL**

- For the second time in the last three seasons, Virginia was picked to finish eighth in the preseason ACC polls.
- Last season, Virginia was tabbed to finish 10th in prognostications, going on to finish ninth with eight ACC teams making the NCAA Tournament. Virginia earned the conference's automatic qualifier into the WNIT.

### **SIGNING DAY**

- Head coach Joanne Boyle signed two five-star recruits and added a third with high-level international experience
- Jocelyn Willoughby is ranked the No. 8 wing in her class and No. 47 player overall by ESPN-W and No. 5 at her position and No. 28 overall by Prospects Nation. Willoughby is a standout at Newark Academy. She became the first player at her school to score 1,000 career points, doing so in her sophomore season. As a freshman and sophomore, she helped lead Newark to two-straight seasons with 21-or-more wins and back-to-back Prep B girls' basketball state titles.
- Dominique Toussaint, a 5-9 guard from Staten Island, N.Y., averaged 21.5 points, 6.4 rebounds and 3.2 assists per game as a junior. She was named the 2015 Queens Player of the Year, CHSAA Sportsmanship Player of the Year and earned First Team honors after helping lead Christ the King to the CHSAA Class AA State Semi-Final as a junior. Toussaint also earned Tri-State Second Team and NYS All-Tournament Team honors as she was a member of the team that won the NYC High School Championship and finished second in the New York State Federation Champion in 2014-15. She is ESPN-W's No. 48 overall recruit and No. 12 at her position and ranked at No. 25 by Prospect Nation in the 2016 class.
- Lisa Jablonowski, a 6-3 forward from Luxembourg, brings international experience as she has competed in 46 games in international tournaments. In 2015, Jablonowski averaged 14.6 points per game, 8.6 rebounds per game and 3.4 assists per game in the U18 European Championship. She received the Best Sportswoman, the most prestigious award in Luxembourg, for her performance in the 2014-15 season. A three-time MVP of the U16 and U18 divisions, she helped her team win the Luxembourg Cup in 2014 and guided them to second place finishes in the U14, U16 and U18 championships.

### **PARADISE JAM**

- The Cavaliers will be spending Thanksgiving week competing at the Paradise Jam Tournament in U. S. Virgin Islands on the island of St. Thomas
- Virginia will be competing in the Island Division, taking on Green Bay, Rutgers and Tulane on three-straight days, Thursday-Saturday (Nov. 26-28)
- Maryland, Old Dominion, Pitt and South Dakota State will be competing the same days in the Reef Division of the tournament

#### **Virginia at the Paradise Jam**

##### **2005-06**

N	25	vs. Alabama	W	69-48
N	26	vs. #12 Minnesota	L	69-64

##### **2010-11**

N	25	vs. #17 Iowa State	L	66-48
N	26	vs. #10 West Virginia	L	57-43
N	27	vs. #21 TCU	W	59-55



### **BLUE RIBBON PANEL PRESEASON ALL-CONFERENCE HONORS**

#### **ACC Preseason Poll**

1. Notre Dame - 753 points (41)
2. Florida State - 695 (8)
3. Louisville - 649 (2)
4. Duke - 638
5. Syracuse - 544
6. Miami - 477
7. North Carolina - 435
8. Virginia - 364
9. NC State - 336
10. Pitt - 329
11. Georgia Tech - 328
12. Boston College - 204
13. Virginia Tech - 148
14. Wake Forest - 139
15. Clemson - 81

#### **Preseason All-ACC Team**

Rebecca Greenwell, R-So., G, Duke  
 Azura Stevens, So., F/G, Duke  
 Adut Bulgak, Sr., C, Florida State  
 Leticia Romero, Jr., G, Florida State  
 Mariya Moore, So., G, Louisville  
 Adrienne Motley, Jr., G, Miami  
 Lindsay Allen, Jr., G, Notre Dame  
 Brianna Turner, So., F, Notre Dame  
 Alexis Peterson, Jr., G, Syracuse  
**Faith Randolph, Sr., G, Virginia**

#### **Preseason ACC Player of the Year**

Brianna Turner, So., F, Notre Dame

#### **ACC Newcomer Watch List**

Angela Salvadores, Fr, G, Duke  
 Asia Durr, Fr, G, Louisville  
 Destinee Walker, Fr., G, North Carolina  
 Marina Mabrey, Fr., G, Notre Dame  
 Arike Ogunbowale, Fr., G, Notre Dame

**2015-16 Women's Basketball Game Pro-motions/Theme Games****Wednesday, December 2 vs. Iowa -  
Holiday Sweater Night**

Prizes will be randomly awarded to fans dressed in holiday sweaters.

**Tuesday, December 8 vs. Bowling Green -  
Field Trip Day - 11 a.m. tip time**

Local elementary and middle schools will be in attendance. In-game contests will focus on health and wellness and pursuit of higher education. Each student will receive an activity booklet

**Sunday, January 3 vs. Miami - Camper Reunion**

Campers Take Over JPI! All campers, family, and friends can purchase tickets for \$4 each. Tickets must be purchased online and in advance of the game. The first 1,000 fans will receive an orange glow stick and a special edition 2015-16 women's basketball poster! Cavman's New Year Party- Pre-game activities include inflatable, face painting, poster coloring, 2016 sun-glass decorating, and photos with Cavman.

**Thursday, January 7 vs. Notre Dame -  
Throwback Thursday: '80s Night**

Prizes will be randomly awarded to fans dressed in 80's costumes.

**Thursday, January 14 vs. Louisville -  
Throwback Thursday: '70s Night**

Prizes will be randomly awarded to fans dressed in 70's costumes.

**Sunday, January 24 vs. Pitt -  
National Girls and Women in Sports Day**

Pre-game youth sports festival featuring Virginia student-athletes.

**Thursday, February 11 vs. Syracuse -  
Throwback Thursday: '90s Night**

Prizes will be randomly awarded to fans dressed in 90's costumes.

**Sunday, February 21 vs. Clemson - Play4Kay Day**

The first 1,500 fans will receive a pink rally towel. Fans are encouraged to wear pink.

**ROAD WIN VS THE SEC**

- A big first-quarter Faith Randolph, a double-digit second quarter by Mikayla Venson and a career-high 20 points from sophomore Aliyah Huland El helped the Cavaliers earn a 69-52 road victory at Auburn.
- Randolph finished the game with 15 points, with eight of those coming in the first quarter. Venson scored 14 points, including 10 in the second quarter. Huland El came off the bench to make 6-of-15 attempts from the field and 7-of-8 from the free throw line to tally her career-high 20 points.
- The Tigers had a 43-39 edge in rebounding. Virginia shot 44.8 percent in the first half (13-of-29) but only made 9-of-34 (26.5 percent) in the final two quarters to shoot 34.9 percent for the game. Auburn shot 34.4 percent.

**BALANCED SCORING IN 1ST TWO GAMES**

- Virginia has had a very balanced approach to both scoring and rebounding in its first two games.
- Six Cavaliers averaged 10 or more points a game through the first two contests.
- In the 86-50 victory over Norfolk State, seven Cavaliers finished the game in double-digits, the first time in program history that seven players reached that benchmark in a single game.
- In the opening 70-66 win at Middle Tennessee, five Cavaliers finished in double figures, a feat that the team accomplished just three times last season.
- The Virginia bench is averaged 32.5 points per game. Last year, the non-starters contributed 11.1 points per game.



## NUMERICAL

NO.	NAME	POS.	HT.	CLASS	HOMETOWN / PREVIOUS SCHOOL
00	Debra Ferguson	Forward	6-4	FR	Madison Heights, Va./Amherst County
1	Mikayla Venson	Guard	5-7	SO	Arlington, Va./Yorktown
2	Jae'Lisa Allen	Forward	6-2	SO	Pine Bluff, Ark./White Hall
10	J'Kyra Brown	Guard	5-11	R-SO	Rocky Mount, N.C./Rocky Mount HS/East Carolina
12	Breyana Mason	Guard	5-8	JR	Woodbridge, Va./Forest Park
13	Emily Battle	Forward	6-1	Fr.	Charlottesville, Va./St. Anne's-Belfield
20	Faith Randolph	Guard	5-10	SR	Derwood, Md./Our Lady of Good Counsel
21	Lauren Moses	Forward	6-2	SO	Mount Holly, N.J./Rancocas
23	Aliyah Huland El	Guard	6-1	SO	Randolph, N.J./Randolph
32	Moné Jones	Forward	6-3	FR	Durham, N.C./Riverside
35	Shakyna Payne	Forward	6-3	FR	Acworth, Ga./Southwest Atlanta Christian Academy
44	Sydney Umeri	Forward	6-1	JR	Acworth, Ga./The Lovett School

## ALPHABETICAL

NO.	NAME	POS.	HT.	CLASS	HOMETOWN / PREVIOUS SCHOOL
2	Jae'Lisa Allen	Forward	6-2	SO	Pine Bluff, Ark./White Hall
13	Emily Battle	Forward	6-1	Fr.	Charlottesville, Va./St. Anne's-Belfield
10	J'Kyra Brown	Guard	5-11	R-SO	Rocky Mount, N.C./Rocky Mount HS/ East Carolina
00	Debra Ferguson	Forward	6-4	FR	Madison Heights, Va./Amherst County
23	Aliyah Huland El	Guard	6-1	SO	Randolph, N.J./Randolph
32	Moné Jones	Forward	6-3	FR	Durham, N.C./Riverside
12	Breyana Mason	Guard	5-8	JR	Woodbridge, Va./Forest Park
21	Lauren Moses	Forward	6-2	SO	Mount Holly, N.J./Rancocas
35	Shakyna Payne	Forward	6-3	FR	Acworth, Ga./Southwest Atlanta Christian Academy
20	Faith Randolph	Guard	5-10	SR	Derwood, Md./Our Lady of Good Counsel
44	Sydney Umeri	Forward	6-1	JR	Acworth, Ga./The Lovett School
1	Mikayla Venson	Guard	5-7	SO	Arlington, Va./Yorktown

**HEAD COACH:** Joanne Boyle (Duke '85), 5th Year at Virginia

**ASSOCIATE HEAD COACH:** Kim McNeill (Richmond '00), 5th Year at Virginia

**ASSISTANT COACH:** La'Keshia Frett Meredith (Georgia '97), 3rd year at Virginia

**ASSISTANT COACH:** Cory McNeill (Morgan State '02), 5th Year at Virginia

## PRONUNCIATION GUIDE

Jae'Lisa Allen	JAY-lisa
J'Kyra Brown	Juh-KYE-rah
Aliyah Huland El	ahh-LEE-uh HOO-land-ELLE
Shakyna Payne	shuh-KYE-nuh
Sydney Umeri	EWV-merry
La'Keshia Frett Meredith	Lah-KEE-shah

# JAE'LISA ALLEN #2

Sophomore • Forward • 6-2 • Pine Bluff, Ark. • White Hall



## 2015-16

- Played seven minutes against Norfolk State

## 2014-15

- Appeared in four games
- Made her collegiate debut against Radford (11/16), playing the final four minutes of the game
- Scored her first collegiate points in the final 30 seconds of the Delaware State game, giving the Cavaliers the basket that pushed them to the century mark

## HIGH SCHOOL

- 2011-14 All-Conference
- 2014 All-State
- 2014 Full Court Award
- 2012 and 2013 All-Tournament honoree at the Music City Madness tournament
- 2014 McDonald's All-America nominee
- 

## 2015-16 GAME-BY-GAME:

Opponent	GS	FG-FGA	3FG-3FGA	FT-FTA	Off-Def	Total Reb	PF	Points	A	TO	Blk	Stl	Min
Mid Tenn		DNP											
NORFOLK ST		0-2	0-0	0-0	1-0	1	2	0	0	1	0	0	7
Auburn		DNP											
LONGWOOD													
Wisc GB													
Rutgers													
Tulane													
IOWA													
NJIT													
BOWLING GR													
CHAR SOUTH													
Ohio State													
COPPIN													
RICHMOND													
MIAMI													
NOTRE DAME													
Wake													
LOUISVILLE													
G Tech													
at FSU													
PITT													
NC State													
Duke													
VT													
SYRACUSE													
at BC													
Louisville													
CLEMSON													
UNC													
VTech													

## SINGLE GAME BESTS

### POINTS

Season:

Career: 2

### REBOUNDS

Season: 1

Career: 1

### FG MADE

Season:

Career: 1

### FG ATTEMPTS

Season: 2

Career:

### 3 PT FG MADE

Season:

Career:

### 3 PT FG ATTEMPTS

Season:

Career:

### FT MADE

Season:

Career:

### FT ATTEMPTS

Season:

Career:

### ASSISTS

Season:

Career:

### BLOCKS

Season:

Career:

### STEALS

Season:

Career:

## VIRGINIA CAREER STATISTICS

Year	G-GS	Min/Avg	FG-FGA	Pct.	3FG-A	Pct.	FT-FTA	Pct.	O-D	T	Avg.	Pf-DQ	Ast	TO	Blk	St	Pts	Avg
2014-15	4-0	13/3.3	1-3	.333	0-0	.000	0-0	.000	0-2	2	0.5	3-0	0	0	0	0	2	0.5
2015-16	1-0	7/7.0	0-2	.000	0-0	.000	0-0	.000	1-0	1	1.0	2-0	0	1	0	0	0	0.0
TOTAL	5-0	20/4.0	1-5	.200	0-0	.000	0-0	.000	1-2	3	0.6	5-0	0	1	0	0	2	0.4

# EMILY BATTLE

# #13



Freshman • Forward • 6-1 • Charlottesville, Va • St. Anne's-Belfield

## 2015-16

- Made her collegiate debut against Norfolk State, scoring two points with a rebound

•

## HIGH SCHOOL

- Earned All-Academic Team honors at the Flint Hill Tournament and the St. Anne's-Belfield Tip-off Tournament
- ACAC/Women's Sports Academic Scholarship
- 2015 St. Anne's-Belfield Coach's Award
- Averaged 5.4 points, 6.1 rebounds, and 1.5 blocks per game her senior season

## PERSONAL

- Daughter of Martha and Robert Battle

## 2015-16 GAME-BY-GAME:

Opponent	GS	FG-FGA	3FG-3FGA	FT-FTA	Off-Def	Total Reb	PF	Points	A	TO	Blk	Stl	Min
Mid Tenn		DNP											
NORFOLK ST		1-1	0-0	0-0	0-1	1	0	2	0	0	0	0	2
Auburn		DNP											
LONGWOOD													
Wisc GB													
Rutgers													
Tulane													
IOWA													
NJIT													
BOWLING GR													
CHAR SOUTH													
Ohio State													
COPPIN													
RICHMOND													
MIAMI													
NOTRE DAME													
Wake													
LOUISVILLE													
G Tech													
at FSU													
PITT													
NC State													
Duke													
VT													
SYRACUSE													
at BC													
Louisville													
CLEMSON													
UNC													
VTech													

## SINGLE GAME BESTS

### POINTS

Season: 2

Career:

### REBOUNDS

Season: 1

Career:

### FG MADE

Season: 1

Career:

### FG ATTEMPTS

Season: 1

Career:

### 3 PT FG MADE

Season:

Career:

### 3 PT FG ATTEMPTS

Season:

Career:

### FT MADE

Season:

Career:

### FT ATTEMPTS

Season:

Career:

### ASSISTS

Season:

Career:

### BLOCKS

Season:

Career:

### STEALS

Season:

Career:

## VIRGINIA CAREER STATISTICS

Year	G-GS	Min/Avg	FG-FGA	Pct.	3FG-A	Pct.	FT-FTA	Pct.	O-D	T	Avg.	Pf-DQ	Ast	TO	Blk	St	Pts	Avg
2015-16	1-0	2/2.0	1-1	1.000	0-0	.000	0-0	.000	0-1	1	1.0	0-0	0	0	0	0	2	2.0

# J'KYRA BROWN

# #10

RS Sophomore • Guard • 5-11 • Rocky Mount, N.C. • Rocky Mount HS



## 2015-16

- Scored 10 points, all in the third quarter, in her Cavalier debut at MT (11/13)
- Started Cavalier career with back-to-back 10-point games, scoring 11 in 21 minutes against Norfolk State

## 2014-15

- Sat out the season under NCAA rules after transferring from East Carolina

## 2013-14 AT EAST CAROLINA

- Averaged 5.9 points per game while twice earning Conference USA Freshman of the Week honors
- Scored a season-high 29 points against Louisiana Tech, going 11-of-14 from the field and 6-of-8 from three-point range against the Lady Techsters

## HIGH SCHOOL

- Averaged 25.5 ppg, 6.1 rpg, 3.4 spg, 2.4 apg & 1.2 bpg
- 2013 NCBCA Female Basketball POY, NC AP POY, All-District POY, Rocky Mount Female Athlete POY
- Three-time Big East POY, Rocky Mount Telegram All-Area POY
- Rocky Mount's All-Time Female Leading Scorer
- Three-time NC AP All-State First Team
- Two-time All-District First Team
- NC Prep All-State First Team
- NCHSAA Sectional MVP, All-Regional 1st Team
- Also lettered three years in track, earning MVP honors in 2013 and was the NCHSAA State Runner-up in discus

## 2015-16 GAME-BY-GAME:

Opponent	GS	FG-FGA	3FG-3FGA	FT-FTA	Off-Def	Total Reb	PF	Points	A	TO	Blk	Stl	Min
Mid Tenn St		3-7	2-3	2-4	0-4	4	3	10	1	4	1	0	17
NORFOLK ST		4-6	1-2	2-2	0-2	2	3	11	3	3	0	0	21
Auburn		0-2	0-1	4-4	1-2	3	0	4	2	0	0	0	13
LONGWOOD													
Wisc GB													
Rutgers													
Tulane													
IOWA													
NJIT													
BOWLING GR													
CHAR SOUTH													
Ohio State													
COPPIN													
RICHMOND													
MIAMI													
NOTRE DAME													
Wake													
LOUISVILLE													
G Tech													
at FSU													
PITT													
NC State													
Duke													
VT													
SYRACUSE													
at BC													
Louisville													
CLEMSON													
UNC													
VTech													

## SINGLE GAME BESTS

### POINTS

Season: 11 vs. Norfolk State (11/16/15)

Career:

### REBOUNDS

Season: 4 at Middle Tennessee (11/13/15)

Career:

### FG MADE

Season: 3

Career:

### FG ATTEMPTS

Season: 7

Career:

### 3 PT FG MADE

Season: 2

Career:

### 3 PT FG ATTEMPTS

Season: 3

Career:

### FT MADE

Season: 2

Career:

### FT ATTEMPTS

Season: 4

Career:

### FT EFFICIENCY

Season: 4-4

Career:

### ASSISTS

Season: 3

Career:

### BLOCKS

Season:

Career:

### STEALS

Season:

Career:

## VIRGINIA CAREER STATISTICS

Year	G-GS	Min/Avg	FG-FGA	Pct.	3FG-A	Pct.	FT-FTA	Pct.	O-D	T	Avg.	Pf-DQ	Ast	TO	Blk	St	Pts	Avg
2015-16	3-0	51/17.0	7-15	.467	3-6	.500	8-10	.800	1-8	9	3.0	6-0	6	7	1	0	25	8.3



# DEBRA FERGUSON

# #00



Freshman • Forward • 6-4 • Madison Heights, Va • Amherst County

## 2015-16

- Made her collegiate debut in the 3rd Q at Middle Tenn (11/13), making a layup eight seconds after checking in

## HIGH SCHOOL

- Two-time First-Team All-Conference 23 honoree at Amherst County
- 1st-Team-All-Seminole District honors after twice being named 2nd team
- As team captain her senior season, averaged 13.9 points, 8.6 reb and 2.0 blocks
- Her AAU team, the NC Spartans, won 2014 AAU National Championship in Orlando, FL.

## PERSONAL

- Father is Charles Ferguson
- Mother and step-father are Rachel and James Richardson
- Older brother, Cordaro Ellis, played one year of basketball at Eastern Kentucky before transferring to Pikeville University where he was part of its 2011 NAIA I National Championship team
- Graduated with honors in the top-25 of her class at Amherst County HS
- Volunteered over 50 hours at The Daily Bread soup kitchen
- Undeclared major

## 2015-16 GAME-BY-GAME:

Opponent	GS	FG-FGA	3FG-3FGA	FT-FTA	Off-Def	Total Reb	PF	Points	A	TO	Blk	Stl	Min
Mid Tenn		1-1	0-0	0-0	0-0	0	0	2	0	0	0	0	4
NORFOLK ST		1-3	0-0	2-2	0-3	3	2	4	0	1	1	0	10
Auburn		DNP											
LONGWOOD													
Wisc GB													
Rutgers													
Tulane													
IOWA													
NJIT													
BOWLING GR													
CHAR SOUTH													
Ohio State													
COPPIN													
RICHMOND													
MIAMI													
NOTRE DAME													
Wake													
LOUISVILLE													
G Tech													
at FSU													
PITT													
NC State													
Duke													
VT													
SYRACUSE													
at BC													
Louisville													
CLEMSON													
UNC													
VTech													

## SINGLE GAME BESTS

### POINTS

Season: 4

Career:

### REBOUNDS

Season: 3

Career:

### FG MADE

Season: 1

Career:

### FG ATTEMPTS

Season: 3

Career:

### 3 PT FG MADE

Season:

Career:

### 3 PT FG ATTEMPTS

Season:

Career:

### FT MADE

Season: 2

Career:

### FT ATTEMPTS

Season: 2

Career:

### ASSISTS

Season:

Career:

### BLOCKS

Season: 1

Career:

### STEALS

Season:

Career:

## VIRGINIA CAREER STATISTICS

Year	G-GS	Min/Avg	FG-FGA	Pct.	3FG-A	Pct.	FT-FTA	Pct.	O-D	T	Avg.	Pf-DQ	Ast	TO	Blk	St	Pts	Avg
2015-16	2-0	14/7.0	2-4	.500	0-0	.000	2-2	1.000	0-3	3	1.5	2-0	0	1	1	0	6	3.0

# ALIYAH HULAND EL #23

Sophomore • Guard • 6-1 • Randolph, N.J. • Randolph High



## 2015-16 SEASON

- Opened the season with back-to-back 10-point performances
- Scored a career-high 20 points at Auburn (Nov. 19)

## 2014-15 SEASON

- Played in all 31 games with one start
- Made her collegiate debut against Ohio State, scoring five points with an assist and two blocked shots in 13 minutes
- Went 2-of-3 from three-point range, scoring 8 pts against FIU
- Had back-to-back double-digit scoring games against DSU (10) Longwood (11)
- Had her first/only career start against FSU, scoring a season-high 14 points
- Scored 12 points on 5-of-7 shooting at North Carolina

## HIGH SCHOOL

- Morris County's all-time leading scorer with 2,286 points and a 21.2 ppg
- Also holds Randolph High career records for rebounds (900), assists (450) and blocks (225)
- In her senior season, led the state in scoring with 810 points
- Was also a three-time MVP for the track team, holding the school record in the triple jump (38' 1 1/4")
- Played volleyball her freshman through junior seasons, breaking the school record for career kills with 542

## 2015-16 GAME-BY-GAME:

Opponent	GS	FG-FGA	3FG-3FGA	FT-FTA	Off-Def	Total Reb	PF	Points	A	TO	Blk	Stl	Min
Mid Tenn		3-8	0-2	4-6	3-0	3	3	10	2	1	1	2	20
NORFOLK ST		4-10	0-3	2-3	1-1	2	3	10	2	2	3	3	25
Auburn		6-15	1-8	7-8	2-3	5	4	20	2	4	1	3	31
LONGWOOD													
Wisc GB													
Rutgers													
Tulane													
IOWA													
NJIT													
BOWLING GR													
CHAR SOUTH													
Ohio State													
COPPIN													
RICHMOND													
MIAMI													
NOTRE DAME													
Wake													
LOUISVILLE													
G Tech													
at FSU													
PITT													
NC State													
Duke													
VT													
SYRACUSE													
at BC													
Louisville													
CLEMSON													
UNC													
VTech													

## SINGLE GAME BESTS

### POINTS

Season: 20 at Auburn (11/19)  
Career: 20 at Auburn (11/19/15)

### REBOUNDS

Season: 3  
Career: 5 (2x) last vs Duke (02/12/15)

### FG MADE

Season: 3  
Career: 5 (3x)

### FG ATTEMPTS

Season: 10 vs Norfolk State (11/16)  
Career: 12 vs Delaware St (12/06/14)

### 3 PT FG MADE

Season:  
Career: 2

### 3 PT FG ATTEMPTS

Season: 8 at Auburn (11/19)  
Career: 8 at Auburn (11/19/15)

### FT MADE

Season: 7 at Auburn (11/19)  
Career: 7 at Auburn (11/19/15)

### FT ATTEMPTS

Season: 8 at Auburn (11/19)  
Career: 8 at Auburn (11/19/15)

### ASSISTS

Season: 2  
Career: 4 (2x) last vs Drexel (12/29/14)

### BLOCKS

Season: 3  
Career: 2 (2x)

### STEALS

Season: 3  
Career: 4 vs Longwood (12/16/14)

## CAREER STATISTICS

Year	G-GS	Min/Avg	FG-FGA	Pct.	3FG-A	Pct.	FT-FTA	Pct.	O-D	T	Avg.	Pf-DQ	Ast	TO	Blk	St	Pts	Avg
2014-15	31-1	552/17.8	63-189	.333	23-93	.247	24-32	.750	19-34	53	1.7	59-0	29	43	10	24	173	5.6
2015-16	3-0	76/25.3	13-33	.394	1-13	.077	13-17	.765	6-4	10	3.3	10-0	6	7	5	8	40	13.3
TOTAL	34-1	628/18.5	76-222	.342	24-106	.226	37-49	.755	25-38	63	1.9	69-0	35	50	15	32	213	6.3

# MONÉ JONES

# #32

Freshman • Forward • 6-3 • Durham, N.C. • Riverside High School



## 2015-16

- Made her collegiate debut at Middle Tennessee, scoring six points with five rebounds in 24 minutes
- Had her first double-digit scoring effort against Norfolk State with 10 points on 3-of-3 shooting

## HIGH SCHOOL

- Averaged 11.7 points, 6.5 rebounds, 1.3 assists, 1.1 steals, and 3.1 blocks per game in four years at Riverside High School
- PAC 6 All-Conference and All-State team honors
- Named to the North Carolina/South Carolina All-Star Game roster
- McDonald's High School All-America nominee
- Was also a middle hitter for three years for the RHS volleyball team, earning PAC 6 All-Conference honors

## PERSONAL

- Parents are Bobby Jones Jr. and Sherai Jones
- Has an older brother Jordan
- Undeclared major

## 2015-16 GAME-BY-GAME:

Opponent	GS	FG-FGA	3FG-3FGA	FT-FTA	Off-Def	Total Reb	PF	Points	A	TO	Blk	Stl	Min
Mid Tenn		3-8	0-0	0-0	3-2	5	4	6	0	3	0	0	24
NORFOLK ST		3-3	0-0	4-6	2-4	6	1	10	1	3	2	2	24
Auburn		1-4	0-0	0-0	3-0	3	3	2	0	2	1	1	15
LONGWOOD													
Wisc GB													
Rutgers													
Tulane													
IOWA													
NJIT													
BOWLING GR													
CHAR SOUTH													
Ohio State													
COPPIN													
RICHMOND													
MIAMI													
NOTRE DAME													
Wake													
LOUISVILLE													
G Tech													
at FSU													
PITT													
NC State													
Duke													
VT													
SYRACUSE													
at BC													
Louisville													
CLEMSON													
UNC													
VTech													

## SINGLE GAME BESTS

### POINTS

Season: 10 vs Norfolk State (11/16)

Career:

### REBOUNDS

Season: 6 vs. Norfolk State (11/16)

Career:

### FG MADE

Season: 3 at MT (11/13)

Career:

### FG ATTEMPTS

Season: 8 at MT (11/13)

Career:

### 3 PT FG MADE

Season:

Career:

### 3 PT FG ATTEMPTS

Season:

Career:

### FT MADE

Season: 4 vs Norfolk State (11/16)

Career:

### FT ATTEMPTS

Season: 4 vs Norfolk State (11/16)

Career:

### ASSISTS

Season: 1

Career:

### BLOCKS

Season: 2

Career:

### STEALS

Season: 2

Career:

## VIRGINIA CAREER STATISTICS

Year	G-GS	Min/Avg	FG-FGA	Pct.	3FG-A	Pct.	FT-FTA	Pct.	O-D	T	Avg.	Pf-DQ	Ast	TO	Blk	St	Pts	Avg
2015-16	3-0	63/21.0	7-15	.467	0-0	.000	4-6	.667	8-6	14	4.7	8-0	1	8	3	3	18	6.0

# BREYANA MASON #12

Junior • Guard • 5-8 • Woodbridge, Va. • Forest Park



## 2015-16 SEASON

- Back-to-back double-digit scoring efforts in first two games of the season shooting 66.7 percent (10-of-15)

## 2014-15 SEASON

- ACC All-Academic Team
- Fourth in the ACC in assist-turnover ratio with 1.80 per game
- Seventh in the ACC in assists with 3.5 per game
- Scored a career-high 22 points in the season-opener against Ohio State, her first career 20-point game
- Went 8-of-11 from the field overall and 5-of-7 from 3pt range vs OSU, also dishing a career-high six assists
- Had seven assists with 2 turnovers against Delaware State, also scoring 16 pts
- Had her second seven-assist game (with just one turnover) against BC
- Also 4-of-5 from three-point range for 12 points against BC
- Had eight assists at North Carolina

## 2013-14 SEASON

- Appeared in 30 games with 14 starts, averaging 3.5 points per game
- Had 37 assists and 20 steals

## AT A GLANCE

- 2012-13 Gatorade Virginia Player of the Year & Parade Magazine All-American
- Attended the same high school as Virginia alum Monica Wright, breaking Wright's career scoring record, putting up 1,979 points
- Factoring in the two years of middle school (seventh and eighth grade) in which she played varsity basketball, Mason scored 3,313 points in six prep seasons

## 2015-16 GAME-BY-GAME:

Opponent	GS	FG-FGA	3FG-3FGA	FT-FTA	Off-Def	Total Reb	PF	Points	A	TO	Blk	Stl	Min
Mid Tenn	*	5-8	1-1	0-0	1-1	2	1	11	2	2	1	3	37
NORFOLK ST	*	5-7	0-1	0-1	0-3	3	1	10	3	2	0	2	27
Auburn	*	3-7	0-2	0-0	0-1	1	1	6	2	1	0	3	33
LONGWOOD													
Wisc GB													
Rutgers													
Tulane													
IOWA													
NIJIT													
BOWLING GR													
CHAR SOUTH													
Ohio State													
COPPIN													
RICHMOND													
MIAMI													
NOTRE DAME													
Wake													
LOUISVILLE													
G Tech													
at FSU													
PITT													
NC State													
Duke													
VT													
SYRACUSE													
at BC													
Louisville													
CLEMSON													
UNC													
VTech													

## SINGLE GAME BESTS

### POINTS

Season: 11 at MT (11/13)

Career: 22 vs Ohio State (11/14/14)

### REBOUNDS

Season: 3

Career: 4

### FG MADE

Season: 5

Career: 8 vs Ohio State (11/14/14)

### FG ATTEMPTS

Season: 8

Career: 17 vs ODU (3/19/15)

### 3 PT FG MADE

Season: 1

Career: 5 vs Ohio State (11/14/14)

### 3 PT FG ATTEMPTS

Season: 1

Career: 7 vs Ohio State (11/14/14)

### FT MADE

Season:

Career: 6 vs Longwood (12/16/14)

### FT ATTEMPTS

Season:

Career: 6 vs Longwood (12/16/14)

### FT PERCENTAGE

Season:

Career: 6-6 vs Longwood (12/16/14)

### ASSISTS

Season: 2

Career: 8 at UNC (02/26/15)

### BLOCKS

Season:

Career: 2 vs Davidson (12/28/14)

### STEALS

Season: 3 at MT (11/13)

Career: 3, several

### DOUBLE DOUBLES

Season:

Career:

## CAREER STATISTICS

Year	G-GS	Min/Avg	FG-FGA	Pct.	3FG-A	Pct.	FT-FTA	Pct.	O-D	T	Avg.	Pf-DQ	Ast	TO	Blk	St	Pts	Avg
2013-14	30-14	553/18.4	39-118	.331	9-19	.474	17-22	.773	10-32	42	1.4	32-0	37	43	0	20	104	3.5
2014-15	31-31	1016/32.8	109-265	.411	27-62	.435	51-62	.823	10-69	79	2.5	42-0	112	60	2	41	296	9.5
2015-16	3-3	97/32.3	13-22	.591	1-4	.250	0-1	.000	1-5	6	2.0	3-0	7	5	1	8	27	9.0
TOTAL	64-48	1666/26.0	161-405	.398	37-85	.435	68-85	.800	21-106	127	2.0	77-0	156	108	3	69	427	6.7



# LAUREN MOSES

# #21



Sophomore • Forward • 6-2 • Mount Holly, N.J. • Rancocas

## 2015-16 SEASON

- Team-high 13 pts at MT, first time leading the team in scoring by herself

## 2014-15 SEASON

- 13th in the ACC in blocked shots with 1.10 per game
- Made her collegiate debut against Ohio State, starting the game, playing 20 minutes with four points and seven rebounds
- Had her first double-digit scoring game against Toledo, scoring 14 points, 8 reb
- Led team w 13 rebounds at Ill., her first career double-digit rebounding effort
- Had her first career double-double at Clemson with 15 pts, 10 rebounds
- In the victory over Wake Forest, scored eight points, going 4-of-5 from the field, with seven rebounds, two steals, two assists and three blocked shots, including a crucial block in the final 20 seconds
- Nearly had second career double-double with 11 points and 9 rebounds at UNC
- Scored 11 points with eight rebounds in the ACC Tourney game vs Miami

## HIGH SCHOOL

- Led Rancocas Valley Regional High School to four-straight State Championship games and two state titles (2013, 2011)
- Scored 1,823 points in her high school career to become Rancocas Valley's all-time leading scorer in school history, breaking the previous mark set by UVA alum Demya Walker
- Ranked in the espnW 100 rankings at No. 17 in her position and No. 98 overall

## PERSONAL

- Brother, Dezman Moses, was an outside linebacker for the Green Bay packers (2012) and the Kansas City Chiefs (2013)

## 2015-16 GAME-BY-GAME:

Opponent	GS	FG-FGA	3FG-3FGA	FT-FTA	Off-Def	Total Reb	PF	Points	A	TO	Blk	Stl	Min
Mid Tenn	*	4-9	0-0	5-6	0-4	4	4	13	2	0	1	3	27
NORFOLK ST	*	5-10	0-0	2-2	4-3	7	2	12	1	1	0	2	18
Auburn	*	2-7	0-0	4-4	2-4	6	4	8	1	3	0	3	22
LONGWOOD													
Wisc GB													
Rutgers													
Tulane													
IOWA													
NJIT													
BOWLING GR													
CHAR SOUTH													
Ohio State													
COPPIN													
RICHMOND													
MIAMI													
NOTRE DAME													
Wake													
LOUISVILLE													
G Tech													
at FSU													
PITT													
NC State													
Duke													
VT													
SYRACUSE													
at BC													
Louisville													
CLEMSON													
UNC													
VTech													

## SINGLE GAME BESTS

### POINTS

Season: 13 at Middle Tennessee (11/13/15)  
Career: 15 at Clemson (2/01/15)

### REBOUNDS

Season: 7 vs Norfolk St (11/16/15)  
Career: 13 (2x) last at Syracuse (01/11/15)

### FG MADE

Season: 5 vs Norfolk State (11/16)  
Career: 6 (2x) last at Clemson (2/01/15)

### FG ATTEMPTS

Season: 10 vs Norfolk State (11/16)  
Career: 10 (3x) last vs Norfolk State (11/16/15)

### 3 PT FG MADE

Season:  
Career:

### 3 PT FG ATTEMPTS

Season:  
Career:

### FT MADE

Season: 5 at Middle Tennessee (11/13)  
Career: 5 (several)

### FT ATTEMPTS

Season: 6 at Middle Tennessee (11/13)  
Career: 8 vs Delaware State (12/6/14)

### ASSISTS

Season:  
Career: 3 (multiple)

### BLOCKS

Season:  
Career: 3 (3x)

### STEALS

Season: 3  
Career: 3 (3x)

### DOUBLE DOUBLES

Season:  
Career: 1 at Clemson (02/01/15)

## CAREER STATISTICS

Year	G-GS	Min/Avg	FG-FGA	Pct.	3FG-A	Pct.	FT-FTA	Pct.	O-D	T	Avg.	Pf-DQ	Ast	TO	Blk	St	Pts	Avg
2014-15	31-30	731/23.6	77-183	.421	0-1	.000	35-66	.530	66-111	177	5.7	95-5	26	64	34	26	189	6.1
2015-16	3-3	67/22.3	11-26	.423	0-0	.000	11-12	.917	6-11	17	5.7	10-0	4	4	1	8	33	11.0
TOTAL	34-33	798/23.5	88-209	.421	0-1	.000	46-78	.590	72-122	194	5.7	105-5	30	68	35	34	222	6.5

# SHAKYNA PAYNE

# #35



Freshman • Forward • 6-3 • Acworth, Ga. • Southwest Atlanta Christian Academy

## 2015-16

- Missed the start of the season sidelined with an injury

## HIGH SCHOOL

- Played four years of varsity basketball, playing three years at Etowah before finishing her senior year at Southwest Atlanta Christian Academy
- Was an honorable mention All-County player in 2011 before earning second-team honors in 2012 and then being named to the first-team in 2013
- 2014 Atlanta Journal Constitution All-State Class A Second Team
- Scored over 1,100 points in her prep career, averaging 12.6 points per game as a junior and 14.2 points with 7.3 rebounds per game her senior season
- Also played two years of varsity volleyball at Etowah as a middle blocker

## PERSONAL

- Daughter of Damita Payne

## 2015-16 GAME-BY-GAME:

Opponent	GS	FG-FGA	3FG-3FGA	FT-FTA	Off-Def	Total Reb	PF	Points	A	TO	Blk	Stl	Min
Mid Tenn St		INJ											
NORFOLK ST		INJ											
Auburn		INJ											
LONGWOOD													
Wisc GB													
Rutgers													
Tulane													
IOWA													
NJIT													
BOWLING GR													
CHAR SOUTH													
Ohio State													
COPPIN													
RICHMOND													
MIAMI													
NOTRE DAME													
Wake													
LOUISVILLE													
G Tech													
at FSU													
PITT													
NC State													
Duke													
VT													
SYRACUSE													
at BC													
Louisville													
CLEMSON													
UNC													
VTech													

## SINGLE GAME BESTS

### POINTS

Season:

Career:

### REBOUNDS

Season:

Career:

### FG MADE

Season:

Career:

### FG ATTEMPTS

Season:

Career:

### 3 PT FG MADE

Season:

Career:

### 3 PT FG ATTEMPTS

Season:

Career:

### FT MADE

Season:

Career:

### FT ATTEMPTS

Season:

Career:

### ASSISTS

Season:

Career:

### BLOCKS

Season:

Career:

### STEALS

Season:

Career:

## CAREER STATISTICS

Year	G-GS	Min/Avg	FG-FGA	Pct.	3FG-A	Pct.	FT-FTA	Pct.	O-D	T	Avg.	Pf-DQ	Ast	TO	Blk	St	Pts	Avg
------	------	---------	--------	------	-------	------	--------	------	-----	---	------	-------	-----	----	-----	----	-----	-----

# FAITH RANDOLPH

# #20

Senior • Guard • 5-10 • Derwood, Md • Our Lady of Good Counsel



## 2015-16 SEASON

- Preseason All-ACC
- Scored 17 points with 7 rebounds and 4 steals against Norfolk State in 17 minutes, going 6-of-9 from the field

## 2014-15 SEASON

- Second Team All-ACC (Blue Ribbon Panel and Head Coaches)
- ACC All-Academic Team
- Sixth in the ACC in scoring average (16.4) and 12th in field goal shooting percentage (39.9)
- Randolph leads the ACC and is ranked seventh in the nation in free throw percentage (90.7)
- Randolph is the second-straight Cavalier to pace the conference in free throw shooting. Kelsey Wolfe won last year's crown with an 89.5 percent efficiency
- Randolph is just the fifth player in ACC history to win the free throw crown while shooting over 90 percent from the stripe
- Became the 31st member of UVA's 1000 Point Club with 4:06 remaining in the first half of the ACC Tournament game against Miami
- Tallied 11 20-point games including three 25-point performances
- Averaged 20.2 ppg in the first five games
- Led the team in scoring the entire season

## 2013-14 SEASON

- ACC Sixth Player of the Year

## 2015-16 GAME-BY-GAME:

Opponent	GS	FG-FGA	3FG-3FGA	FT-FTA	Off-Def	Total Reb	PF	Points	A	TO	Blk	Stl	Min
Mid Tenn	*	3-7	1-1	1-2	2-3	5	5	8	0	3	0	1	16
NORFOLK ST	*	6-9	2-4	3-4	2-5	7	0	17	4	3	1	1	17
Auburn	*	5-13	2-5	3-5	1-5	6	1	15	4	2	0	2	33
LONGWOOD													
Wisc GB													
Rutgers													
Tulane													
IOWA													
NJIT													
BOWLING GR													
CHAR SOUTH													
Ohio State													
COPPIN													
RICHMOND													
MIAMI													
NOTRE DAME													
Wake													
LOUISVILLE													
G Tech													
at FSU													
PITT													
NC State													
Duke													
VT													
SYRACUSE													
at BC													
Louisville													
CLEMSON													
UNC													
VTech													

## SINGLE GAME BESTS

### POINTS

Season: 17 vs Norfolk State (11/16)

Career: 26 (3x) last vs Howard (12/21/14)

### REBOUNDS

Season: 7

Career: 8 (2x) last vs NC State (01/29/15)

### FG MADE

Season: 6

Career: 11 at Louisville (01/18/15)

### FG ATTEMPTS

Season: 9

Career: 22 (3x) last at Louisville (01/18/15)

### 3 PT FG MADE

Season: 2

Career: 5 vs Toledo (11/28/14)

### 3 PT FG ATTEMPTS

Season:

Career: 11 vs Davidson (12/28/14)

### FT MADE

Season: 3

Career: 10 vs. High Point (11/11/13)

### FT ATTEMPTS

Season: 4

Career: 11 vs. High Point (11/11/13)

### FT PERCENTAGE

Season:

Career: 9-9 (2x) last vs Louisville (03/01/15)

### ASSISTS

Season: 4 (2x)

Career: 8 vs Louisville (03/01/15)

### BLOCKS

Season: 1

Career: 1

### STEALS

Season: 3

Career: 3 (multiple)

### DOUBLE-DOUBLES

Season:

Career:

## CAREER STATISTICS

Year	G-GS	Min/Avg	FG-FGA	Pct.	3FG-A	Pct.	FT-FTA	Pct.	O-D	T	Avg.	Pf-DQ	Ast	TO	Blk	St	Pts	Avg
2012-13	30-7	624/20.8	49-186	.263	13-66	.197	39-47	.830	13-36	49	1.6	22-0	26	47	2	18	150	5.0
2013-14	31-4	704/22.7	137-330	.415	25-88	.284	68-89	.764	45-52	97	3.1	67-1	44	56	1	43	367	11.8
2014-15	30-30	939/31.3	175-439	.399	54-147	.367	88-97	.907	21-95	116	3.9	73-1	66	63	6	42	492	16.4
2015-16	3-3	66/22.0	14-29	.483	5-10	.500	7-11	.636	5-13	18	6.0	6-1	8	8	1	4	40	13.3
TOTAL	94-44	2333/24.8	375-984	.381	97-311	.312	202-244	.828	84-196	280	3.0	168-3	144	174	10	107	1049	11.2

# SYDNEY UMERI

# #44

Junior • Forward • 6-1 • Acworth, Ga. • The Lovett School



## 2014-15 SEASON

- Made her first start since Jan. 5, 2014 (Pitt) in the season opener

## 2014-15 SEASON

- Had eight rebounds at Xavier
- Had the second double-digit scoring game of her career at Illinois, also matching her career high with eight rebounds

## 2013-14 SEASON

- Appeared in all 31 games with 11 starts, averaging 18.0 minutes per game
- Averaged 2.8 points and 2.8 rebounds per game
- Made her collegiate debut at James Madison, starting the game
- Played 30 minutes, scoring four points in her debut
- Had her first double-digit scoring game at Liberty with 12 points
- Started the first 10 games of the season before coming off the bench at FGCU
- Scored six of her eight points at Wake Forest in a span of 1:42 during the second half

## AT A GLANCE

- Ranked No. 29 overall and as the No. 9 forward by ESPN HoopGurlz
- Won a gold medal with the 2011 USA Basketball's U16 team at the FIBA Americas Championship in Mérida, Mexico
- Helped lead The Lovett School to a 2012 Georgia Region 6AA championship
- Interned during the summer of 2015 for ESPN's Around the Horn

## 2015-16 GAME-BY-GAME:

Opponent	GS	FG-FGA	3FG-3FGA	FT-FTA	Off-Def	Total Reb	PF	Points	A	TO	Blk	Stl	Min
Mid Tenn	*	0-3	0-0	0-0	2-4	6	4	0	2	0	0	3	22
NORFOLK ST	*	0-2	0-0	0-0	0-1	1	1	0	0	1	0	0	21
Auburn	*	0-1	0-0	0-0	2-4	6	5	0	1	1	0	0	22
LONGWOOD													
Wisc GB													
Rutgers													
Tulane													
IOWA													
NJIT													
BOWLING GR													
CHAR SOUTH													
Ohio State													
COPPIN													
RICHMOND													
MIAMI													
NOTRE DAME													
Wake													
LOUISVILLE													
G Tech													
at FSU													
PITT													
NC State													
Duke													
VT													
SYRACUSE													
at BC													
Louisville													
CLEMSON													
UNC													
VTech													

## CAREER STATISTICS

Year	G-GS	Min/Avg	FG-FGA	Pct.	3FG-A	Pct.	FT-FTA	Pct.	O-D	T	Avg.	Pf-DQ	Ast	TO	Blk	St	Pts	Avg
2013-14	31-11	557/18.0	32-93	.344	0-0	.000	22-33	.667	46-42	88	2.8	64-2	15	43	4	17	86	2.8
2014-15	30-0	554/18.5	34-73	.466	0-0	.000	14-16	.875	25-66	91	3.0	51-1	18	29	14	11	82	2.7
2015-16	2-2	43/21.5	0-5	.000	0-0	.000	0-0	.000	2-5	7	3.5	5-0	2	1	0	3	0	0.0
TOTAL	64-13	1175/18.4	67-173	.387	0-0	.000	36-49	.735	75-118	193	3.0	124-3	36	74	18	31	170	2.7

## SINGLE GAME BESTS

### POINTS

Season:

**Career:** 12 at Liberty (11/19/13)

### REBOUNDS

Season: 6 (2x) last at Auburn (11/19)

**Career:** 8 (3x) last at Illinois (12/03/14)

### FG MADE

Season:

**Career:** 4 (3x) at Illinois (12/03/14)

### FG ATTEMPTS

Season:

**Career:** 7 at Illinois (12/03/14)

### 3 PT FG MADE

Season:

**Career:**

### 3 PT FG ATTEMPTS

Season: --

**Career:** --

### FT MADE

Season:

**Career:** 5 vs. UMES (12/17/13)

### FT ATTEMPTS

Season:

**Career:** 6 vs. UMES (12/17/13)

### ASSISTS

Season: 2

**Career:** 2

### BLOCKS

Season:

**Career:** 2 (multiple)

### STEALS

Season: 3 at Middle Tennessee (11/13)

**Career:** 3 at Middle Tennessee (11/13/15)

### DOUBLE DOUBLES

Season:

**Career:**



# MIKAYLA VENSON

# #1

Sophomore • Guard • 5-7 • Arlington, Va. • Yorktown High



## 2014-15 SEASON

- 10-straight games of double-digit scoring, a streak dating back to last season

## 2014-15 SEASON

- ACC All-Freshman Team (Blue Ribbon Panel)
- Set the Virginia freshman record for made-3's in a season (58)
- Has four games this season in which she has made five or more 3s in a game
- Has four 20-point games
- Had three double-digit scoring efforts in the first four games of her career
- Season-high five steals at FIU while also scoring 12 points on 5-of-7 shooting
- Had her first 20-point game, scoring 22 points on 8-of-10 shooting (5-of-7 from 3 pt range) against Delaware St
- After going 0-of-8 from the floor against Davidson, had her second-highest scoring performance of the year, putting up 16 points against Drexel
- Scored 21 points against Wake, scoring all 10 of UVA's points in the final 2:32 of their comeback win, including making two free throws in the final second that decided the game
- Had the best single-game three-point shooting efficiency in school history with a 6-for-6 performance in the win over NC State

## HIGH SCHOOL

- Played freshman season at Yorktown High School, averaging 14.3 points per game and 5.5 assists per game before retiring from high school basketball three games into her sophomore season
- 2011 Virginia High School League National District Co-Player of the Year and National District Rookie of the Year
- Did not play high school basketball after her freshman season, but continued training with her father and playing with AAU club teams
- Ranked No. 31 overall by Blue Star Report and No. 33 overall and No. 7 at her position by ESPN Hoopgurlz

## 2015-16 GAME-BY-GAME:

Opponent	GS	FG-FGA	3FG-3FGA	FT-FTA	Off-Def	Total Reb	PF	Points	A	TO	Blk	Stl	Min
Mid Tenn	*	3-9	1-4	3-4	1-4	5	3	10	3	6	0	3	33
NORFOLK ST	*	4-11	2-7	0-0	0-2	2	1	10	2	1	0	4	28
Auburn	*	5-14	2-7	2-3	0-1	1	1	14	1	0	0	2	31
LONGWOOD													
Wisc GB													
Rutgers													
Tulane													
IOWA													
NJIT													
BOWLING GR													
CHAR SOUTH													
Ohio State													
COPPIN													
RICHMOND													
MIAMI													
NOTRE DAME													
Wake													
LOUISVILLE													
G Tech													
at FSU													
PITT													
NC State													
Duke													
VT													
SYRACUSE													
at BC													
Louisville													
CLEMSON													
UNC													
VTech													

## CAREER STATISTICS

Year	G-GS	Min/Avg	FG-FGA	Pct.	3FG-A	Pct.	FT-FTA	Pct.	O-D	T	Avg.	Pf-DQ	Ast	TO	Blk	St	Pts	Avg
2014-15	31-31	1028/33.2	130-293	.444	61-148	.412	47-56	.839	4-64	68	2.2	62-0	74	89	4	34	368	11.9
2015-16	3-3	92/30.7	12-34	.353	5-18	.278	5-7	.714	1-7	8	2.7	5-0	6	7	0	9	34	11.3
TOTAL	34-34	1120/32.9	142-327	.434	66-166	.398	52-63	.825	5-71	76	2.2	67-0	80	96	4	43	402	11.8

## SINGLE GAME BESTS

### POINTS

Season: 14 at Auburn (11/19)  
Career: 22 (3x) last vs Virginia Tech (2/22/15)

### REBOUNDS

Season: 5 at Middle Tennessee (11/13)  
Career: 7 vs Drexel (12/29/14)

### FG MADE

Season: 5 at Auburn (11/19)  
Career: 8 (2x) last vs ODU (3/19/15)

### FG ATTEMPTS

Season: 14 at Auburn (11/19)  
Career: 15 vs BC (01/15/15)

### 3 PT FG MADE

Season: 2  
Career: 6 vs NC State (01/29/15)

### 3 PT FG ATTEMPTS

Season: 7 (2x)  
Career: 10 (2x) last vs BC (01/15/15)

### 3 PT FG PERCENTAGE

Season:  
Career: 6-6 vs NC State (01/29/15)\*

### FT MADE

Season: 3  
Career: 8 vs Virginia Tech (2/22/15)

### FT ATTEMPTS

Season: 4  
Career: 8 vs Virginia Tech (2/22/15)

### FT PERCENTAGE

Season:  
Career: 8-8 vs Virginia Tech (2/22/15)

### ASSISTS

Season: 3  
Career: 6 vs ODU (3/19/15)

### BLOCKS

Season:  
Career: 1 (multiple)

### STEALS

Season: 4 vs Norfolk State (11/16)  
Career: 5 at FIU (11/30/14)

### DOUBLE DOUBLES

Season:  
Career:

\*Denotes school record

**2015-16 Virginia Women's Basketball  
Virginia Combined Team Statistics (as of Nov 19, 2015)  
All games**

<b>RECORD:</b>	<b>OVERALL</b>	<b>HOME</b>	<b>AWAY</b>	<b>NEUTRAL</b>
ALL GAMES	3-0	1-0	2-0	0-0
CONFERENCE	0-0	0-0	0-0	0-0
NON-CONFERENCE	3-0	1-0	2-0	0-0

#	Player	gp-gs	min	avg	Total		3-Point		F-Throw		Rebounds								pts	avg		
					fg-fga	fg%	3fg-fga	3fg%	ft-fa	ft%	off	def	tot	avg	pf	dq	a	to			blk	stl
20	Faith Randolph	3-3	66	22.0	14-29	.483	5-10	.500	7-11	.636	5	13	18	6.0	6	1	8	8	1	4	40	13.3
23	Aliyah Huland El	3-0	76	25.3	13-33	.394	1-13	.077	13-17	.765	6	4	10	3.3	10	0	6	7	5	8	40	13.3
01	Mikayla Venson	3-3	92	30.7	12-34	.353	5-18	.278	5-7	.714	1	7	8	2.7	5	0	6	7	0	9	34	11.3
21	Lauren Moses	3-3	67	22.3	11-26	.423	0-0	.000	11-12	.917	6	11	17	5.7	10	0	4	4	1	8	33	11.0
12	Breyana Mason	3-3	97	32.3	13-22	.591	1-4	.250	0-1	.000	1	5	6	2.0	3	0	7	5	1	8	27	9.0
10	J'Kyra Brown	3-0	51	17.0	7-15	.467	3-6	.500	8-10	.800	1	8	9	3.0	6	0	6	7	1	0	25	8.3
32	Mone Jones	3-0	63	21.0	7-15	.467	0-0	.000	4-6	.667	8	6	14	4.7	8	0	1	8	3	3	18	6.0
00	Debra Ferguson	2-0	14	7.0	2-4	.500	0-0	.000	2-2	1.000	0	3	3	1.5	2	0	0	1	1	0	6	3.0
13	Emily Battle	1-0	2	2.0	1-1	1.000	0-0	.000	0-0	.000	0	1	1	1.0	0	0	0	0	0	0	2	2.0
02	Jae'Lisa Allen	1-0	7	7.0	0-2	.000	0-0	.000	0-0	.000	1	0	1	1.0	2	0	0	1	0	0	0	0.0
44	Sydney Umeri	3-3	65	21.7	0-6	.000	0-0	.000	0-0	.000	4	9	13	4.3	10	1	3	2	0	3	0	0.0
	Team										11	14	25					2				
	Total.....	3	600		80-187	.428	15-51	.294	50-66	.758	44	81	125	41.7	62	2	41	52	13	43	225	75.0
	Opponents.....	3	600		61-189	.323	10-50	.200	36-59	.610	55	68	123	41.0	55	-	22	65	17	26	168	56.0

**TEAM STATISTICS**

	<b>VA</b>	<b>OPP</b>
SCORING	225	168
Points per game	75.0	56.0
Scoring margin	+19.0	-
FIELD GOALS-ATT	80-187	61-189
Field goal pct	.428	.323
3 POINT FG-ATT	15-51	10-50
3-point FG pct	.294	.200
3-pt FG made per game	5.0	3.3
FREE THROWS-ATT	50-66	36-59
Free throw pct	.758	.610
F-Throws made per game	16.7	12.0
REBOUNDS	125	123
Rebounds per game	41.7	41.0
Rebounding margin	+0.7	-
ASSISTS	41	22
Assists per game	13.7	7.3
TURNOVERS	52	65
Turnovers per game	17.3	21.7
Turnover margin	+4.3	-
Assist/turnover ratio	0.8	0.3
STEALS	43	26
Steals per game	14.3	8.7
BLOCKS	13	17
Blocks per game	4.3	5.7
ATTENDANCE	0	7288
Home games-Avg/Game	1-0	2-3644
Neutral site-Avg/Game	-	0-0

<b>Date</b>	<b>Opponent</b>		<b>Score</b>	<b>Att.</b>
11/13/15	at Middle Tennessee	w	70-66	5613
11/16/15	NORFOLK STATE	w	86-50	0
11/19/15	at Auburn	w	69-52	1675

\* - Conference game

<b>Score by Periods</b>	<b>1st</b>	<b>2nd</b>	<b>3rd</b>	<b>4th</b>	<b>Totals</b>
Virginia	54	67	54	50	225
Opponents	32	40	45	51	168



### Official Basketball Box Score -- Game Totals -- Final Statistics

Virginia vs Middle Tennessee  
11/13/15 6:30 PM at Murfreesboro, Tenn.

#### Virginia 70 • 1-0

		Total	3-Ptr	Rebounds											
#	Player	FG	FGA	FT	FTA	Off	Def	Tot	PF	TP	A	TO	Blk	Stl	Min
21	Lauren Moses	f	4-9	0-0	5-6				4	13	2	0	1	3	27
44	Sydney Umeri	f	0-3	0-0	0-0	2	4	6	4	0	2	0	0	3	22
01	Mikayla Venson	g	3-9	1-4	3-4	1	4	5	3	10	3	6	0	3	33
12	Breyana Mason		5-8	1-1	0-0	1	1	2	1	11	2	2	1	3	37
20	Faith Randolph	g	3-7	1-1	1-2	2	3	5	5	8	0	3	0	1	16
00	Debra Ferguson		1-1	0-0	0-0	0	0	0	0	2	0	0	0	0	4
10	J'Kyra Brown		3-7	2-3	2-4	0	4	4	3	10	1	4	1	0	17
32	Aliyah Huland El		3-8	0-2	4-6	3	0	3	3	10	2	1	1	2	20
23	Mone Jones		3-8	0-0	0-0	3	2	5	4	6	0	3	0	0	24
	Team					5	3	8			2				
Totals			25-60	5-11	15-22	17	25	42	27	70	12	21	4	15	200

FG % 1st Half: 14-36 38.9% 2nd half: 11-24 45.8% Game: 25-60 41.7%  
3FG % 1st Half: 3-5 60.0% 2nd half: 2-6 33.3% Game: 5-11 45.5%  
FT % 1st Half: 4-6 66.7% 2nd half: 11-16 68.8% Game: 15-22 68.2%

Deadball  
Rebounds  
4

#### Middle Tennessee 66 • 0-1

#	Player	Total		3-Ptr		Rebounds			PF	TP	A TO Blk Stl				Min
		FG	FGA	FT	FTA	Off	Def	Tot			A	TO	Blk	Stl	
00	JOHNSON, Alex	f	1-4	0-0	0-0	1	1	2	3	2	1	2	0	0	22
24	REUTER, Rebecca	f	1-2	0-1	4-4	3	2	5	5	6	0	3	3	2	28
12	EDWARDS, Brea	g	8-16	5-9	9-12	1	6	7	1	30	0	0	0	2	36
20	PETTY, Ty	g	4-13	1-3	3-5	1	4	5	4	12	2	7	1	1	35
34	JONES, Olivia	g	1-9	0-6	2-8	1	2	3	2	4	4	5	0	6	37
05	SISSOM, Abbey		2-3	0-1	4-4	2	1	3	1	8	0	1	0	0	12
14	COLLIER, Katie		0-0	0-0	0-0	0	0	0	1	0	0	0	0	0	+
23	LYON, Gabby		0-1	0-0	0-0	2	2	4	3	0	0	2	1	1	17
31	PORTER, TiAnna		1-2	0-0	0-2	1	0	1	0	2	1	1	1	0	8
32	WARDEN, Caroline		1-1	0-0	0-0	0	0	0	0	2	1	1	0	0	5
	Team					1	3	4							
Totals		19	51	6	20	13	21	34	20	66	9	22	6	12	200

FG % 1st Half: 9-27 33.3% 2nd half: 10-24 41.7% Game: 19-51 37.3%  
3FG % 1st Half: 3-12 25.0% 2nd half: 3-8 37.5% Game: 6-20 30.0%  
FT % 1st Half: 6-15 40.0% 2nd half: 16-20 80.0% Game: 22-35 62.9%

Deadball  
Rebounds  
7

Officials: Marla Gearhart, Charlie Hust, Doug Knight  
Technical fouls: Virginia-None. Middle Tennessee-None.  
Attendance: 5613

Score by periods	1st	2nd	3rd	4th	Total
Virginia	15	20	21	14	70
Middle Tennessee	13	14	19	20	66

Points	In	Off	2nd	Fast	Bench
VA	26	18	19	4	28
MT	24	20	13	6	12

Last FG - VA 4th-02:02, MT 4th-00:25.  
Largest lead - VA by 12 3rd-00:53, MT by 5 1st-07:58.  
VA led for 32:48. MT led for 06:03. Game was tied for 01:09.

Score tied - 1 time.  
Lead changed - 1 time.

### Official Basketball Box Score -- Game Totals -- Final Statistics

Norfolk State vs Virginia  
11/16/15 7 p.m. at JPJ Arena, Charlottesville, Va.

#### Norfolk State 50 • 0-2

#	Player	Total		3-Ptr		Rebounds			PF	TP	A TO Blk Stl				Min
		FG	FGA	FT	FTA	Off	Def	Tot			A	TO	Blk	Stl	
21	ROBERTS,Kayla	f	6-19	2-5	0-0	2	3	5	4	14	1	8	1	3	27
25	BESLOW,Siobhan	f	5-10	0-0	1-2	14	1	15	2	11	0	2	1	0	33
03	LAWRENCE,Koryn	g	3-9	0-1	0-0	2	3	5	5	6	2	4	3	0	32
14	DANIELS,Brehanna	g	2-10	0-2	0-0	2	1	3	0	4	1	0	0	1	21
20	DOBY,Ashante	g	0-8	0-4	0-0	0	1	1	1	0	0	3	0	1	23
02	HANNAH,Yazmen		1-5	0-4	1-2	0	3	3	1	3	1	3	0	2	20
11	HARPER,Dominique		3-5	0-0	3-3	0	2	2	0	9	2	1	0	0	18
13	LONG,Alexys		0-5	0-1	1-2	0	1	1	0	1	1	1	0	0	7
32	TANNER,Shayla		1-3	0-0	0-0	1	2	3	3	2	0	1	0	0	11
40	SPICER,Ronesia		0-3	0-0	0-0	1	0	1	1	0	0	0	0	0	8
	Team					5	2	7							
Totals		21	77	2	17	6	9	27	19	46	17	50	8	23	200

FG % 1st Half: 11-35 31.4% 2nd half: 10-42 23.8% Game: 21-77 27.3%  
3FG % 1st Half: 1-7 14.3% 2nd half: 1-10 10.0% Game: 2-17 11.8%  
FT % 1st Half: 0-0 0.0% 2nd half: 6-9 66.7% Game: 6-9 66.7%

Deadball  
Rebounds  
1

#### Virginia 86 • 2-0

#	Player	Total		3-Ptr		Rebounds			PF	TP	A TO Blk Stl				Min
		FG	FGA	FT	FTA	Off	Def	Tot			A	TO	Blk	Stl	
21	Lauren Moses	f	5-10	0-0	2-2	4	3	7	2	12	1	1	0	2	18
44	Sydney Umeri	f	0-2	0-0	0-0	0	1	1	1	0	0	1	0	0	21
01	Mikayla Venson	g	4-11	2-7	0-0	0	2	2	1	10	2	1	0	4	28
12	Breyana Mason	g	5-7	0-1	0-1	0	3	3	1	10	3	2	0	2	27
20	Faith Randolph	g	6-9	2-4	3-4	2	5	7	0	17	4	3	1	1	17
00	Debra Ferguson		1-3	0-0	2-2	0	3	3	2	4	0	1	1	0	10
02	Jae'Lisa Allen		0-2	0-0	0-0	1	0	1	2	0	0	1	0	0	7
10	J'Kyra Brown		4-6	1-2	2-2	0	2	2	3	11	3	3	0	0	21
13	Emily Battle		1-1	0-0	0-0	0	1	1	0	2	0	0	0	0	2
23	Aliyah Huland El		4-10	0-3	2-3	1	1	2	3	10	2	2	3	3	25
32	Mone Jones		3-3	0-0	4-6	2	4	6	1	10	1	3	2	2	24
	Team					3	6	9							
Totals		33	64	5	17	15	20	35	16	86	16	18	7	14	200

FG % 1st Half: 18-35 51.4% 2nd half: 15-29 51.7% Game: 33-64 51.6%  
3FG % 1st Half: 4-13 30.8% 2nd half: 1-4 25.0% Game: 5-17 29.4%  
FT % 1st Half: 5-7 71.4% 2nd half: 10-13 76.9% Game: 15-20 75.0%

Deadball  
Rebounds  
4

Officials: Denise Brooks, Luis Gonzalez, Rashan Michel  
Technical fouls: Norfolk State-None. Virginia-None.  
Attendance:

Score by periods	1st	2nd	3rd	4th	Total
Norfolk State	9	14	10	17	50
Virginia	26	19	18	23	86

Points	In	Off	2nd	Fast	Bench
NSUW	26	10	9	8	15
VA	48	35	18	14	37

Last FG - NSUW 4th-00:29, VA 4th-00:41.  
Largest lead - NSUW None, VA by 38 4th-00:41.  
NSUW led for 00:00. VA led for 39:41. Game was tied for 00:19.

Score tied - 0 times.  
Lead changed - 0 times.

### Official Basketball Box Score -- Game Totals -- Final Statistics

Virginia vs Auburn  
11/19/15 6:00 pm at Auburn Arena -- Auburn, Ala.

#### Virginia 69 • 3-0

#	Player	Total		3-Ptr		Rebounds			PF	TP	A TO Blk Stl				Min
		FG	FGA	FT	FTA	Off	Def	Tot			A	TO	Blk	Stl	
21	Lauren Moses	f	2-7	0-0	4-4	2	4	6	4	8	1	3	0	3	22
44	Sydney Umeri	f	0-1	0-0	0-0	2	4	6	5	0	1	1	0	0	22
01	Mikayla Venson	g	5-14	2-7	0-0	0	1	1	1	14	1	0	0	2	31
12	Breyana Mason	g	3-7	0-2	0-0	0	1	1	1	6	2	1	0	3	33
20	Faith Randolph	g	5-13	2-5	3-5	1	5	6	1	15	4	2	0	2	33
10	J'Kyra Brown		0-2	0-1	4-4	1	2	3	0	4	2	0	0	0	13
23	Aliyah Huland El		6-15	1-8	7-8	2	3	5	4	20	2	4	1	3	31
32	Mone Jones		1-4	0-0	0-0	3	0	3	3	2	0	2	1	1	15
	Team					3	5	8							
Totals		22	63	5	23	20	24	39	19	69	13	13	2	14	200

FG % 1st Half: 13-29 44.8% 2nd half: 9-34 26.5% Game: 22-63 34.9%  
3FG % 1st Half: 4-11 36.4% 2nd half: 1-12 8.3% Game: 5-23 21.7%  
FT % 1st Half: 11-15 73.3% 2nd half: 9-9 100.0% Game: 20-24 83.3%

Deadball  
Rebounds  
2,1

#### Auburn 52 • 2-1

		Total	3-Ptr		Rebounds										
#	Player	FG	FGA	FT	FTA	Off	Def	Tot	PF	TP	A	TO	Blk	Stl	Min
15	Jones,Jazmine	f	3-3	0-0	1-2	2	2	4	3	7	0	4	0	2	17
44	Tanner,Tra'Cee	c	3-7	0-0	0-0	6	3	9	2	6	0	1	2	2	24
10	Montgomery,Brandy	g	3-12	1-3	1-2	1	2	3	0	8	1	3	0	0	35
13	Frerking,Katie	g	2-7	1-3	3-4	0	5	5	1	8	2	1	2	0	31
40	Dieng,Khady	g	1-4	0-2	1-2	1	6	7	3	3	1	2	0	1	20
03	Sanders,Erica		0-1	0-1	0-0	0	0	0	2	0	0	2	0	0	17
12	Garvin,Jonika		2-5	0-1	0-0	0	2	2	3	4	0	0	1	0	11
23	Jones,Jessica		0-1	0-0	0-0	0	1	1	0	0	0	1	1	1	8
33	McKay,Janiah		7-18	0-3	2-5	1	3	4	1	16	0	5	0	0	29
35	Capers,Cabrina		0-3	0-0	0-0	2	1	3	0	3	1	1	0	1	8
	Team					2	3	5							
Totals			21-61	2-13	8-15	15	28	43	18	52	5	20	6	7	200

# 2015-16 VIRGINIA SEASON RESULTS & LEADERS

RECORD:	OVERALL	HOME	AWAY	NEUTRAL
ALL GAMES	3-0	1-0	2-0	0-0
CONFERENCE	0-0	0-0	0-0	0-0
NON-CONFERENCE	3-0	1-0	2-0	0-0

UVA.										
Date	Rank	Opponent	Score	W/L	Rec.	ACC	Attend.	High Scorer	High Reb.	Opp. High Scr
11/13	--/RV	Mid Tenn	70-66	W	1-0	0-0	5613	Moses 13	Umeri 6	Edwards 30
11/16	--/RV	NORFOLK ST	86-50	W	2-0	0-0	3495	Randolph 17	LM/FR 7	Beslow 15
11/19	--/RV	Auburn	69-52	W	3-0	0-0	1675	Huland El 20	LM/SU/FR 6	McKay 16

# 2015-16 POINTS-REBS-ASSISTS

<b>OPPONENT</b>	<b>ALLEN</b>	<b>BATTLE</b>	<b>BROWN</b>	<b>FERGUSON</b>	<b>HULAND EL</b>	<b>JONES</b>
Middle Tennessee	DNP	DNP	10-4-1	2-0-0	10-3-2	6-5-0
NORFOLK ST	0-1-0	2-1-0	11-2-3	4-3-0	10-2-2	10-6-1
Auburn	DNP	DNP	4-3-2	DNP	20-5-2	2-3-0
LONGWOOD						
Wisc Green Bay						
Rutgers						
Tulane						
IOWA						
NJIT						
BOWLING GR						
CHAR SOUTH						
Ohio State						
COPPIN						
RICHMOND						
MIAMI						
NOTRE DAME						
Wake Forest						
LOUISVILLE						
Georgia Tech						
at FSU						
PITT						
NC State						
Duke						
VIRGINIA TECH						
SYRACUSE						
at BC						
Louisville						
CLEMSON						
NORTH CAROLINA						
VTech						

<b>OPPONENT</b>	<b>MASON</b>	<b>MOSES</b>	<b>PAYNE</b>	<b>RANDOLPH</b>	<b>UMERI</b>	<b>VENSON</b>
Middle Tennessee	<b>11-2-2</b>	<b>13-4-2</b>	INJ	<b>8-5-0</b>	<b>0-6-2</b>	<b>10-5-3</b>
NORFOLK ST	<b>10-3-3</b>	<b>12-7-1</b>	INJ	<b>17-7-4</b>	<b>0-1-0</b>	<b>10-2-2</b>
Auburn	<b>6-1-2</b>	<b>8-6-1</b>	INJ	<b>15-6-4</b>	<b>0-6-1</b>	<b>14-1-1</b>
LONGWOOD						
Wisc Green Bay						
Rutgers						
Tulane						
IOWA						
NJIT						
BOWLING GR						
CHAR SOUTH						
Ohio State						
COPPIN						
RICHMOND						
MIAMI						
NOTRE DAME						
Wake Forest						
LOUISVILLE						
Georgia Tech						
at FSU						
PITT						
NC State						
Duke						
VIRGINIA TECH						
SYRACUSE						
at BC						
Louisville						
CLEMSON						
NORTH CAROLINA						
VirginiaTech						



# GAME-BY-GAME STAT COMPARISONS

	Field Goal %		3-Point FG %		Free Throw Pct.		Rebounds	Turnovers
	Virginia	Opponent	Virginia	Opponent	Virginia	Opponent	UVA-Opp	UVA-Opp
Mid Tenn	25-60 (.417)	19-51 (.373)	5-11 (.455)	6-20 (.300)	15-22 (.682)	22-35 (.629)	42-34 (+8)	21-22
NORFOLK ST	33-64 (.516)	21-77 (.273)	5-17 (.294)	2-17 (.118)	15-20 (.750)	6-9 (.667)	46-44 (-2)	18-23
Auburn	22-63 (.339)	21-61 (.344)	5-23 (.217)	2-13 (.154)	20-24 (.833)	8-15 (.533)	43-39 (-4)	13-20
LONGWOOD								
Wisc Green Bay								
Rutgers								
Tulane								
IOWA								
NJIT								
BOWLING GR								
CHAR SOUTH								
Ohio State								
COPPIN								
RICHMOND								
MIAMI								
NOTRE DAME								
Wake Forest								
LOUISVILLE								
Georgia Tech								
at FSU								
PITT								
NC State								
Duke								
VIRGINIA TECH								
SYRACUSE								
at BC								
Louisville								
CLEMSON								
NORTH CAROLINA								
VirginiaTech								



# MISCELLANEOUS STATS

**VIRGINIA**
**OPPONENT**

Bench Points . . . . .	91 (30.3)	47 (15.6)
FG Percentage- Home . . . . .	33-64 (.516)	21-77 (.273)
FG Percentage- Road . . . . .	47-123 (.382)	40-112 (.357)
FG Percentage- Neutral . . . . .		
Most Points - Quarter. . . . .	28 (2nd at Auburn 11/19)	20 (4th at MT 11/13)
Most Points- Half. . . . .	45 (1st vs Norfolk St 11/16)	9 (1st vs Norfolk St 11/16)
Fewest Points- Half . . . . .	28 (1st/2nd at Auburn 11/19)	23 (1st vs Norfolk St 11/16)
Largest Halftime Lead . . . . .	22 (1st vs Norfolk St 11/16)	
Largest Halftime Deficit. . . . .		

**VIRGINIA'S RECORD WHEN**

Game decided by 10 pts or less. . . . .	1-0
Leading at halftime . . . . .	3-0
Trailing at halftime . . . . .	0-0
Tied at halftime. . . . .	0-0
Went into overtime. . . . .	0-0
Leading by 10 or more points . . . . .	3-0
Shot FG 50% or better. . . . .	1-0
Shot FG less than 50%. . . . .	2-0
Shot FG less than 40%. . . . .	1-0
Shot FG 40% or better . . . . .	2-0
Holding opponent under 60 pts . . . . .	2-0
Scoring 30-39 points . . . . .	0-0
Scoring 40-49 points. . . . .	0-0
Scoring 50-59 points. . . . .	0-0
Scoring 60-69 points. . . . .	1-0
Scoring 70-79 points. . . . .	1-0
Scoring 80-89 points. . . . .	1-0
Scoring 90-100 points. . . . .	0-0
Outrebounding opponent. . . . .	1-0
Being outrebounded . . . . .	2-0
Tied in rebounding . . . . .	0-0
Have fewer TOs than opponent. . . . .	3-0
Committing 15 or less TOs . . . . .	1-0
Start #1, 12, 20, 21, 44. . . . .	3-0

**SCORING BENCHMARKS**
**GAMES WITH 20 OR MORE POINTS IN 15-16**

Aliyah Huland El . . . . .	1
----------------------------	---

**GAMES WITH 10 OR MORE POINTS IN 15-16**

Mikayla Venson . . . . .	3
Aliyah Huland El . . . . .	3
Faith Randolph . . . . .	2
Lauren Moses. . . . .	2
J'Kyra Brown . . . . .	2
Breyana Mason . . . . .	2
Moné Jones . . . . .	1

**GAMES WITH 10 OR MORE REBOUNDS IN 15-16**
**DOUBLE DOUBLES IN 15-16**

# THE LAST TIME

## VIRGINIA INDIVIDUALS

- **Two UVA players with double-doubles in the same game:** at Clemson 2/01/15 (Moses 15-10, Imovbioh 15-13)
- **Four players in double figures:** Norfolk State (Randolph 17, Moses 12, Brown 11, Venson 10, Mason 10, Huland El 10, Jones 10)
- **Five players in double figures:** Norfolk State (Randolph 17, Moses 12, Brown 11, Venson 10, Mason 10, Huland El 10, Jones 10)
- **Six players in double figures:** Norfolk State (Randolph 17, Moses 12, Brown 11, Venson 10, Mason 10, Huland El 10, Jones 10)
- **Seven players in double figures:** Norfolk State (Randolph 17, Moses 12, Brown 11, Venson 10, Mason 10, Huland El 10, Jones 10)
- **Scored 20-24 points:** 20, Aliyah Huland El at Auburn 11/19/15
- **Scored 25-29 points:** 26, Randolph vs Howard 12/21/14
- **Scored 30-39 points:** 34, Monica Wright vs. Green Bay, 03/21/10
- **Scored 40-49 points:** \*\*48, Mimi Kennedy at North Carolina, 01/15/98
- **A non-starter scored 20 or more points:** 20, Aliyah Huland El at Auburn 11/19/15
- **Two or more Hoos scored 20 or more points in the same game:** vs Louisville 03/01/15 (Randolph 23, Imovbioh 22)
- **Perfect from the field (5 attempts):** 7-7, Imovbioh vs Louisville 03/01/15
- **Perfect at FT line (10 attempts):** 11-11, Monica Wright vs North Carolina, 02/15/10
- **Perfect at FT line (9 attempts):** 9-9, Faith Randolph vs Louisville 03/01/15
- **Perfect at FT line (8 attempts):** 9-9, Faith Randolph vs Louisville 03/01/15
- **Had 20 Free throw attempts:** \*\*20, Brandi Teamer at Wake Forest, 01/6/05
- **Had 15 rebounds:** 17, Sarah Imovbioh vs Louisville 03/01/15
- **Had 20 rebounds:** 24, Sarah Imovbioh vs Ohio State 11/14/14
- **Had 10 assists:** 11, Sharneé Zoll vs. Georgia Tech, 03/2/08
- **Had 6 steals:** 6, Kelsey Wolfe at Miami, 01/06/13
- **Blocked 5 shots:** 5, Jocelyn Logan-Friend at North Carolina, 02/24/05

## VIRGINIA TEAM

- **UVA ranked in AP Top 25:** #22, 11/21/12
- **UVA ranked USA Today Top 25:** #22, 3/8/10
- **Played AP No. 1 team:** #1 Duke, L 79-58, 3/2/07
- **Defeated AP No. 1 team:** #1 Maryland, 75-74, 2/11/92
- **Defeated AP Top 10 team:** #8 Louisville, 75-59, 03/01/15
- **Defeated AP Top 25 team:** #8 Louisville, 75-59, 03/01/15

## FIELD GOAL SHOOTING

- **Shot 50 percent:** .516 (33-64) vs Norfolk St, 11/16/18
- **Shot 60 percent:** .623 (33-53) vs Georgia Tech, 3/02/08
- **Shot 70 percent:** \*\*.700 (42-60) at Wake Forest, 1/07/87
- **Made 30-39 field goals:** 38 vs Longwood 12/16/14
- **Made 40-49 field goals:** 42 vs Wake Forest, 1/7/87
- **Made 50 field goals:** \*\*54 vs Cleveland State, 11/29/95
- **Attempted 60-69 FG:** 66 vs ODU, 3/19/15
- **Attempted 70-79 FG:** 71 vs Delaware St, 12/6/14
- **Attempted 80 FG:** 85 at NC State, 2/10/11

## THREE-POINT SHOOTING

- **Shot 50 percent:** .750 (6-8) vs Louisville 03/01/15
- **Shot 60 percent:** .750 (6-8) vs Louisville 03/01/15
- **Shot 70 percent:** .750 (6-8) vs Louisville 03/01/15
- **Shot 80 percent:** .857 (6-7) vs St. John's, 03/19/88
- **Made 10 three-pt. field goals:** 10 at Clemson 2/01/15
- **Attempted 20 three-pt. FG:** 26 (made 13) vs BC 1/15/15

## FREE THROW SHOOTING

- **Shot 80 percent:** .818 (27-33) vs Louisville 03/01/15
- **Shot 90 percent:** .909 (20-22) vs. Maryland, 01/23/14
- **Shot 100 percent:** 6-6 vs. Duke, 02/8/13
- **Made 20-29 free throws:** 27 vs Louisville 03/01/15
- **Made 30-39 free throws:** 30 vs. North Carolina, 02/20/14
- **Attempted 30-39 FT:** 33 vs Louisville 03/01/15
- **Attempted 40-49 FT:** 44 vs. Indiana, 11/26/09
- **Attempted 50+ FT:** \*\*54 at Wake Forest, 01/6/05

## SCORING

- **Scored 80 points:** 91 vs Longwood 12/16/14
- **Scored 90 points:** 91 vs Longwood 12/16/14
- **Scored 100 points:** 100 vs Delaware St, 12/6/14

## REBOUNDING

- **Had 50 rebounds:** 51 vs Ohio State 11/14/14
- **Had 60 rebounds:** 63 at Alabama, 12/21/12
- **Had 70 rebounds:** \*\*77 vs. Rider, 12/19/96

## ASSISTS

- **Had 20 assists:** 23 vs Delaware St, 12/6/14
- **Had 30 assists:** \*\*37 vs. Cleveland State, 11/29/95

## STEALS

- **Had 15 steals:** 15 at Middle Tenn, 11/13/15
- **Had 20 steals:** 22 vs UMES, 12/17/13
- **Had 25 steals:** 26 vs. Clemson, 02/12/12
- **UVA forced 30 turnovers:** 35 vs. UMES, 12/17/13
- **UVA committed 30 turnovers:** 32 at Alabama, 12/21/12

## MISCELLANEOUS

- **UVA in OT:** L, 68-63 at Pitt 2/19/15
- **UVA in 2OT:** L, 73-70 at Alabama, 12/21/12
- **UVA in 3OT:** W, 105-100 at North Carolina, 01/15/98
- **UVA shot 60% from the floor in first half:** .621 (18-29) at Clemson 2/01/15
- **UVA shot 60% from the floor in second half:** .639 (23-36) vs Longwood 12/16/14
- **UVA shot less than 20% from floor first half:** .192 (5-26) at Maryland, 12/06/12
- **UVA shot less than 30% from floor first half:** .256 (10-39) at Syracuse, 01/11/15
- **UVA shot less than 30% from floor 2nd half:** .294 (10-34) at Clemson 2/01/15
- **UVA scored less than 15 points in first half:** 13 at Florida State, 01/8/06
- **UVA held opp to less than 15 points first half:** 14 vs. Virginia Tech, 01/03/13
- **UVA held opp to less than 10 points first half:** 6 vs. Norfolk State, 12/28/12
- **UVA held opponent to less than 30 points:** 23 vs. Norfolk State, 12/28/12
- **UVA failed to make at least one three-pointer:** 0-10 vs. Kansas State, 11/29/13
- **Opponent failed to make at least one three-pointer:** 0-9 at Louisville, 01/18/15

\*\*school record

# 2014-15 HIGHS/LOWS

**VIRGINIA HIGHS**

Points	100 vs Delaware State 12/06/14	86 at Illinois 12/03/14
FG Made	38 (2x) last vs Longwood 12/16/14	33 at Illinois 12/03/14
FG Attempts	76 vs Ohio State 11/14/14	74 vs Ohio State 11/14/14
FG %	.559 (38-68) vs Longwood 12/16/14	.550 (33-60) at Illinois 12/03/14
3FG Made	13 vs Boston College 01/15/15	12 at Syracuse 01/11/15
3FG Attempts	26 (3x) last vs BC 01/15/15	30 vs Ohio State 11/14/14
3FG %	.750 (6-8) vs Louisville 03/01/15	.545 (6-11) at FIU 11/30/14
Free Throws Made	27 vs Louisville 03/01/15	18 at Clemson 02/01/15
Free Throw Attempts	33 vs Louisville 03/01/15	26 at Notre Dame 02/05/15
Free Throw %	.889 (8-9) vs Florida State 02/15/15	.875 (14-16) vs Delaware State 12/06/14
Rebounds	51 vs Ohio State 11/14/14	45 at Clemson 2/01/15
Assists	23 vs Delaware State 12/06/14	21 at Louisville 01/18/15
Steals	16 vs Howard 12/21/14	17 vs Howard 12/21/14
Blocked Shots	8 vs Longwood 12/16/14	8 (2x) last at Pitt 02/19/15
Turnovers	25 vs Howard 12/21/14	25 at FIU 11/30/14
Fouls	25 at Pitt 02/19/15	28 vs Louisville 03/01/15

**OPPONENT HIGHS****VIRGINIA LOWS**

Points	45 vs Duke 02/12/15	47 (2x) last at Virginia Tech 01/04/15
FG Made	19 (2x) last vs Duke 02/12/15	15 at Virginia Tech 01/04/15
FG Attempts	41 vs Louisville 03/01/15	46 (3x)
FG %	.313 (20-64) vs Davidson 12/28/14	.296 (2x) last vs Howard 12/21/14
3FG Made	1 (2x) last at Pitt 02/19/15	0 at Louisville 01/18/15
3FG Attempts	7 at Xavier 11/20/14	9 at Louisville 01/18/15
3FG %	.091 (1-11) at Louisville 01/18/15	.000 (0-9) at Louisville 01/18/15
Free Throws Made	3 vs Georgia Tech 01/25/15	3 vs Auburn 11/23/14
Free Throw Attempts	7 vs Georgia Tech 01/25/15	8 vs Davidson 12/28/14
Free Throw %	.412 (7-17) at North Carolina 02/26/15	.250 (3-12) vs Auburn 11/23/14
Rebounds	21 (2x) last vs Florida State 02/15/15	25 vs Drexel 12/29/14
Assists	6 at Pitt 02/19/15	7 (3x) last vs Radford 11/16/14
Steals	1 vs Toledo 11/28/14	0 vs Radford 11/16/14
Blocked Shots	0 (2x) last vs Louisville 03/01/15	0 vs Toledo 11/28/14
Turnovers	5 vs Radford 11/16/14	5 vs Louisville 01/18/15
Fouls	11 (2x) last vs Miami 03/05/15	9 vs Duke 02/12/15

**OPPONENT LOWS****VIRGINIA INDIVIDUAL HIGHS**

Points	26 (2x) Randolph last vs Howard 12/21/14	31 Davis vs Georgia Tech 01/25/15
FG Made	11 (2x) last FR at Louisville 01/18/15	12 (2x) last Davis vs Georgia Tech 01/25/15
FG Attempts	22 Randolph (3x) last at Lvlle	29 Davis vs Georgia Tech 01/25/15
FG %	7-7 Imovbioh vs Louisville 03/01/15	7-9 Grant at Illinois 12/03/14
3FG Made	6 Venson vs NC State 1/29/15	6 Montgomery vs Auburn 11/23/14
3FG Attempts	10 (3x) last Venson vs BC 1/15/15	13 Lewis at Clemson 2/01/15
3FG Percentage	6-6 Venson vs NC State 1/29/15	4-6 Simmons at Illinois 12/03/14
FT Made	9 Randolph vs Louisville 03/01/15	7 (2x) last Dixon at Clemson 2/01/15
FT Attempts	11 Imovbioh at Illinois 12/03/14	11 Dixon at Clemson 2/01/15
FT Percentage	9-9 Randolph vs Louisville 03/01/15	7-8 Gaffney at Radford 11/20/14
Rebounds	24 Imovbioh vs Ohio State 11/14/14	6-6 Zanoguera vs Toledo 11/28/14
Assists	8 (2x) last Randolph vs Lvlle 03/01/15	11 O'Neil and Rogers vs Georgia Tech 01/25/15
Steals	5 (2x)	10 Zanoguera vs Toledo 11/23/14
Blocked Shots	3 (4x)	4 (multiple)
Turnovers	6 (3x) last Mason vs Lvlle 03/01/15	5 Williams vs Miami 03/05/15
		9 Heslip vs Howard 12/21/14

**OPPONENT INDIVIDUAL HIGHS**




**00**
**DEBRA  
FERGUSON**

Center • Freshman  
6-4  
Amherst County High  
Madison Heights, Va.


**1**
**MIKAYLA  
VENSON**

Guard • Sophomore  
5-7  
Yorktown High  
Arlington, Va.


**2**
**JAE'LISA  
ALLEN**


Forward • Sophomore  
6-2  
White Hall High  
Pine Bluff, Ark.


**10**
**J'KYRA  
BROWN**


Guard • Redshirt Sophomore  
5-11  
Rocky Mount High  
East Carolina Univ.  
Rocky Mount, N.C.


**12**
**BREYANA  
MASON**

Guard • Junior  
5-8  
Forest Park High  
Woodbridge, Va.


**13**
**EMILY  
BATTLE**

Forward • Freshman  
6-1  
St. Anne's-Belfield  
Charlottesville, Va.


**20**
**FAITH  
RANDOLPH**

Guard • Senior  
5-10  
Our Lady of Good Counsel  
Derwood, Md.


**21**
**LAUREN  
MOSES**

Forward • Sophomore  
6-2  
Rancocas High  
Mount Holly, N.J.


**23**
**ALIYAH  
HULAND EL**

Guard • Sophomore  
6-1  
Randolph High  
Randolph, N.J.


**32**
**MONÉ  
JONES**

Forward • Freshman  
6-2  
Riverside High  
Durham, N.C.


**35**
**SHAKYNA  
PAYNE**

Forward • Freshman  
6-1  
SW Atlanta Christian Academy  
Acworth, Ga.


**44**
**SYDNEY  
UMERI**

Forward • Junior  
6-1  
The Lovett School  
Acworth, Ga.


**JOANNE  
BOYLE**

Head Coach  
Fifth Season


**KIM  
MCNEILL**

Associate Head Coach  
Fifth Season


**LA'KESHIA  
FRETT MEREDITH**

Assistant Coach  
Third Season


**CORY  
MCNEILL**

Assistant Coach  
Fifth Season



**SARAH  
HOLSINGER**

Asst. AD/Operations  
Fifth Season


# 2015-16 WOMEN'S BASKETBALL RULES CHANGES



## TEAM TIMEOUTS PER GAME



3 TIMEOUTS CARRY OVER TO 2ND HALF



P1 | ≤ 5:00 OR 1ST TEAM CALLED

— INTERMISSION MEDIA TIMEOUT —

P2 | ≤ 5:00 OR 1ST TEAM CALLED

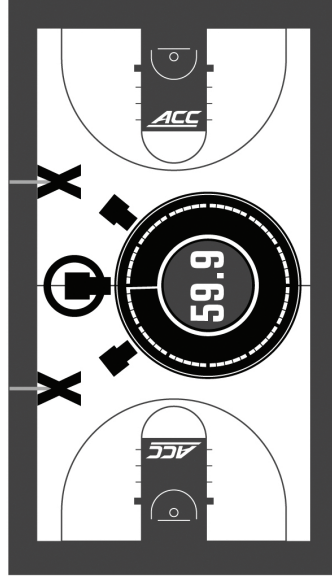
P3 | ≤ 5:00 OR 1ST TEAM CALLED

— INTERMISSION MEDIA TIMEOUT —

P4 | ≤ 5:00 OR 1ST TEAM CALLED

+FIRST TEAM-CALLED IN 2ND HALF IS MEDIA TIMEOUT

OPTION TO ADVANCE THE BALL TO THE  
**28-FOOT MARK**  
 IN THE FRONTCOURT WHEN CALLING  
 A TIMEOUT WITH POSSESSION  
**DURING THE LAST 59.9**  
 SECONDS OF THE 4TH PERIOD  
 — AND ALSO OF EACH OVERTIME —



THEACC.COM | @ACCWBB | #ACCWBB