

VIRGINIA

RUSHING RECORDS

Attempts

- Career**—809, Thomas Jones, 1996-99
Season—334, Thomas Jones, 1999
Sr.—334, Thomas Jones, 1999
Jr.—265, Tiki Barber, 1995
Soph.—229, Gary Helman, 1969
Fr.—196, Antonio Rice, 1982; Wali Lundy, 2002
Game—39, Thomas Jones vs. Georgia Tech, 1999
Sr.—39, Thomas Jones vs. Georgia Tech, 1999
Jr.—37, John Papit vs. West Virginia, 1949
Soph.—37, Gary Helman vs. William & Mary, 1969
Fr.—34, Marcus Wilson vs. VMI, 1987

Yardage

- Career**—3998, Thomas Jones, 1996-99
Season—1798, Thomas Jones, 1999
Sr.—1798, Thomas Jones, 1999
Jr.—1397, Tiki Barber, 1995
Soph.—1020, Terry Kirby, 1990
Fr.—835, Howard Petty, 1983
Game—224, John Papit vs. Washington & Lee, 1948
Sr.—223, Alvin Pearman vs. Duke, 2004
Jr.—212, John Papit vs. West Virginia, 1949
Soph.—224, John Papit vs. Washington & Lee, 1948
Fr.—182, Howard Petty vs. Wake Forest, 1983

Consecutive Games of 100 Yards or More

8, Tiki Barber, 1996

Average

- Career**—6.0, John Papit, 1947-50
Season—7.0, Nikki Fisher, 1990 (min. 50 carries)
Game—34.7, Ray Brown vs. Hampden-Sydney, 1946 (min. 3 carries)

Touchdowns

- Career**—46, Gene Mayer, 1912-15
 (modern record: 43, Wali Lundy, 2002-05)
Season—18, Gene Mayer, 1915 (modern record: 17, Wali Lundy, 2004)
Sr.—18, Gene Mayer, 1915
Jr.—17, Wali Lundy, 2004
Soph.—10, Shawn Moore, 1988; Wali Lundy, 2003
Fr.—9, Kevin Parks, 2011
Game—5, Gene Mayer vs. North Carolina, 1912; Gene Mayer vs. Richmond, 1915 (modern record: 4, on eight occasions)
Sr.—5, Gene Mayer vs. Richmond, 1915
Jr.—4, Gene Arnette vs. Buffalo, 1967;
 Tiki Barber, vs. Georgia Tech, 1995
Soph.—4, Terry Kirby vs. William & Mary, 1990;
 Gary Helman vs. William & Mary, 1969
Fr.—5, Gene Mayer vs. North Carolina, 1912

Longest Plays—Runs

- 96 Mikell Simpson vs. Texas Tech, 2007
 88 Bob Davis vs. N. C. State, 1964
 81+ Tommy Vigorito vs. NC State, 1979
 81 Tiki Barber vs. Michigan, 1995
 80+ Tiki Barber vs. Virginia Tech, 1996
 80 Thomas Jones vs. San Jose State, 1998
 79 Ray Brown vs. Hampden-Sydney, 1946
 79 Barry Word vs. Georgia Tech, 1985
 79 Cedric Peerman vs. East Carolina, 2008
 78+ Alvin Pearman vs. Virginia Tech, 2004
 75 Jordan Ellis vs. Ohio, 2018
 73 Terry Kirby vs. Wake Forest, 1992
 72 Grover Jones vs. Hampden-Sydney, 1946
 72+ Kent Merritt vs. Clemson, 1973
 72 Greg Taylor vs. VMI, 1979
 71 George Grimes vs. VMI, 1947
 71 Harold Hoak vs. North Carolina, 1952
 71 Kent Merritt vs. Clemson, 1971
 71+ Thomas Jones vs. Florida State, 1999
 71+ Albert Reid vs. Pitt, 2015
 70+ Tommy Vigorito vs. Maryland, 1978
 70 Michael Johnson vs. Syracuse, 2005

+Non-scoring play

*indicates active player

Career Rushing Leaders

Player	Years	Att.	Yds	Avg.	TD
1. Thomas Jones	1996-99	809	3998	4.9	36
2. Tiki Barber	1993-96	651	3389	5.2	31
3. Terry Kirby	1989-92	567	3348	5.9	24
4. John Papit	1947-50	537	3238	6.0	27
5. Kevin Parks	2011-14	728	3219	4.4	29
6. Wali Lundy	2002-05	742	3193	4.3	43
7. Tommy Vigorito	1977-80	648	2913	4.5	15
8. Frank Quayle	1966-68	514	2695	5.2	28
9. Jim Bakhtiar	1955-57	555	2434	4.4	13
10. Alvin Pearman	2001-04	500	2394	4.8	19
11. Barry Word	1982-85	405	2257	5.6	17
12. Marcus Wilson	1987-89	484	2219	4.6	13
13. Antwoine Womack	97-98, 00-01	429	2207	5.1	13
14. Howard Petty	1983-85	484	2171	4.5	21
15. Kevin Brooks	1992-95	447	2082	4.7	17

Season Rushing Leaders

Player	Year	Att.	Yds.	Avg.	TD
1. Thomas Jones	1999	334	1798	5.4	16
2. Tiki Barber	1995	265	1397	5.3	14
3. Tiki Barber	1996	250	1360	5.4	14
4. Thomas Jones	1998	238	1303	5.5	13
5. Barry Word	1985	207	1224	5.9	6
6. John Papit	1949	197	1214	6.2	9
7. Frank Quayle	1968	175	1213	6.9	12
8. Terry Kirby	1992	175	1130	6.5	6
9. Marcus Wilson	1989	223	1098	4.9	4
10. Tommy Vigorito	1979	184	1045	5.7	6
11. Alvin Pearman	2004	195	1037	5.3	10
12. Kevin Parks	2013	227	1031	4.5	11
13. Antwoine Womack	2000	210	1028	4.9	9
14. Jordan Ellis	2018	215	1026	4.8	10
15. Terry Kirby	1990	165	1020	6.2	7

Single Game Rushing Leaders

Player	Att.	Yds.	Avg.	TD
1. John Papit vs. Washington & Lee, 1948	16	224	14.0	3
2. Alvin Pearman vs. Duke, 2004	38	223	5.9	1
3. Frank Quayle vs. Maryland, 1966	25	221	8.9	1
Thomas Jones vs. NC State, 1999	38	221	5.8	3
Thomas Jones vs. Buffalo, 1999	32	221	6.9	1
6. Frank Quayle vs. Maryland, 1968	29	216	7.5	3
7. Bill Dudley vs. North Carolina, 1941	17	215	12.7	3
8. Terry Kirby vs. Wake Forest, 1992	24	214	8.9	2
9. Thomas Jones vs. Georgia Tech, 1999	39	213	5.5	2
10. John Papit vs. West Virginia, 1949	37	212	5.7	1
11. Jim Bakhtiar vs. VMI, 1956	27	210	7.8	1
Thomas Jones vs. Brigham Young, 1999	35	210	6.0	2
13. Terry Kirby vs. Duke, 1992	28	207	7.4	0
Thomas Jones vs. Georgia Tech, 1998	27	207	7.7	2
15. John Papit vs. Geo. Washington, 1949	26	203	7.8	3
Thomas Jones vs. San Jose State, 1998	23	203	8.8	2

100-Yard Rushers

Date	Opponent	Att.	Yds.	Avg.	TD
Tiki Barber (19)					
Sept. 3, 1994	Florida State	12	108	9.0	0
Oct. 15, 1994	Georgia Tech	22	123	5.6	1
Aug. 26, 1995	Michigan	12	113	9.4	1
Sept. 9, 1995	NC State	24	130	5.4	1
Sept. 16, 1995	Georgia Tech	20	119	6.0	4
Sept. 23, 1995	Clemson	27	111	4.1	1
Oct. 14, 1995	Duke	30	185	6.2	1
Oct. 21, 1995	Texas	27	123	4.6	0
Nov. 2, 1995	Florida State	31	193	6.2	1
Nov. 11, 1995	Maryland	27	116	4.3	1
Sept. 7, 1996	Central Michigan	16	147	9.2	2
Sept. 14, 1996	Maryland	29	123	4.2	2
Sept. 21, 1996	Wake Forest	22	113	5.1	1
Sept. 28, 1996	Texas	25	121	4.8	3
Oct. 5, 1996	Georgia Tech	24	123	5.1	1
Oct. 19, 1996	NC State	17	132	7.8	2
Oct. 26, 1996	Florida State	21	150	7.1	1
Nov. 2, 1996	Duke	24	128	5.3	2
Nov. 29, 1996	Virginia Tech	21	162	7.7	0



John Papit has three of the top-15 rushing games in UVA history.



Date	Opponent	Att.	Yds.	Avg.	TD
Thomas Jones (18)					
Sept. 13, 1997	Richmond	18	117	6.5	1
Oct. 11, 1997	Clemson	27	100	3.7	1
Nov. 29, 1997	Virginia Tech	22	102	4.6	1
Sept. 3, 1998	Auburn	21	100	4.8	1
Sept. 19, 1998	Clemson	24	118	4.9	1
Oct. 3, 1998	San Jose State	23	203	8.8	2
Oct. 17, 1998	Georgia Tech	27	207	7.7	2
Oct. 24, 1998	NC State	21	117	5.6	2
Oct. 31, 1998	Wake Forest	24	142	5.9	1
Nov. 14, 1998	North Carolina	35	180	5.1	1
Sept. 4, 1999	North Carolina	35	149	4.3	1
Sept. 18, 1999	Wake Forest	24	164	6.8	3
Sept. 25, 1999	Brigham Young	35	210	6.0	2
Oct. 9, 1999	Duke	31	185	6.0	2
Oct. 16, 1999	NC State	38	221	5.8	3
Oct. 30, 1999	Florida State	26	164	6.3	1
Nov. 6, 1999	Georgia Tech	39	213	5.5	2
Nov. 13, 1999	Buffalo	32	221	6.9	1

John Papit (15)					
Oct. 2, 1948	Virginia Tech	10	106	10.6	1
Oct. 16, 1948	Washington & Lee	16	224	14.0	3
Oct. 23, 1948	VMI	21	112	5.3	0
Nov. 13, 1948	West Virginia	21	109	5.2	0
Sept. 24, 1949	George Washington	26	203	7.8	2
Oct. 1, 1949	Miami (Ohio)	26	196	7.5	2
Oct. 15, 1949	Washington & Lee	20	133	6.7	1
Oct. 22, 1949	VMI	14	157	11.2	1
Oct. 29, 1949	West Virginia	37	212	5.7	1
Nov. 19, 1949	Tulane	19	113	5.9	0
Oct. 14, 1950	Washington & Lee	24	136	5.7	1
Oct. 28, 1950	West Virginia	19	113	5.9	1
Nov. 4, 1950	The Citadel	27	157	5.8	2
Nov. 11, 1950	William & Mary	29	171	5.9	1
Dec. 2, 1950	North Carolina	17	141	8.3	2

Terry Kirby (14)					
Sept. 22, 1990	Duke	12	112	9.3	1
Sept. 29, 1990	William & Mary	23	188	8.2	4
Oct. 13, 1990	NC State	15	112	7.5	0
Oct. 20, 1990	Wake Forest	18	101	5.6	0
Nov. 3, 1990	Georgia Tech	15	104	6.9	0
Oct. 5, 1991	Kansas	14	107	7.6	1
Oct. 26, 1991	Wake Forest	14	125	8.9	1
Nov. 2, 1991	VMI	18	121	6.7	2
Sept. 5, 1992	Maryland	17	120	7.1	0
Sept. 19, 1992	Georgia Tech	22	135	6.1	1
Sept. 26, 1992	Duke	28	207	7.4	0
Oct. 3, 1992	Wake Forest	24	214	8.9	2
Oct. 10, 1992	Clemson	26	132	5.1	0
Nov. 21, 1992	Virginia Tech	26	185	7.1	2

Kevin Parks (11)					
Sept. 3, 2011	William & Mary	16	114	7.1	3
Oct. 13, 2012	Maryland	17	129	7.6	0
Nov. 3, 2012	NC State	25	115	4.6	1
Sept. 21, 2013	VMI	17	135	7.9	2
Oct. 5, 2013	Ball State	16	104	6.5	2
Oct. 12, 2013	Maryland	28	112	4.0	1
Nov. 9, 2013	North Carolina	24	100	4.2	1
Nov. 23, 2013	Miami	26	130	5.0	1
Nov. 30, 2013	Virginia Tech	17	105	6.2	0
Oct. 4, 2014	Pitt	29	169	5.8	1
Oct. 25, 2014	North Carolina	25	111	4.4	1

Wali Lundy (11)					
Sept. 21, 2002	Akron	15	102	6.8	0
Oct. 19, 2002	North Carolina	18	108	6.0	1
Nov. 30, 2002	Virginia Tech	29	127	4.4	0
Dec. 28, 2002	West Virginia	22	127	5.8	2
Sept. 13, 2003	Western Michigan	27	123	4.6	2
Sept. 27, 2003	Wake Forest	27	137	5.1	0
Oct. 4, 2003	North Carolina	28	129	4.6	3
Sept. 4, 2004	Temple	25	104	4.2	3
Sept. 18, 2004	Akron	22	142	6.5	3
Nov. 6, 2004	Maryland	24	107	4.5	2
Nov. 5, 2005	Temple	19	113	5.9	4

Frank Quayle (10)					
Nov. 19, 1966	Maryland	25	221	8.8	1
Nov. 26, 1966	North Carolina	21	126	6.0	3
Sept. 30, 1967	Buffalo	14	151	10.8	0
Oct. 7, 1967	Wake Forest	19	101	5.3	1
Sept. 28, 1968	VMI	11	175	15.9	1
Oct. 5, 1968	Davidson	17	153	9.0	1
Oct. 12, 1968	Duke	15	182	12.1	1
Nov. 9, 1968	North Carolina	18	148	8.2	2
Nov. 16, 1968	Tulane	20	121	6.1	2
Nov. 23, 1968	Maryland	29	216	7.4	3

Tommy Vigorito (10)					
Sept. 23, 1978	Army	27	180	6.7	1
Nov. 4, 1978	West Virginia	15	100	6.7	0
Nov. 11, 1978	Maryland	21	146	7.0	0
Sept. 15, 1979	NC State	17	192	11.3	2
Sept. 22, 1979	VMI	22	120	5.5	0
Sept. 29, 1979	Duke	17	126	7.4	1
Oct. 13, 1979	James Madison	10	118	11.8	2
Sept. 13, 1980	Navy	33	122	3.7	0
Oct. 4, 1980	West Virginia	25	114	4.6	2
Nov. 8, 1980	Rutgers	23	111	4.8	0

Annual Rushing Leaders

Year	Player	Att.	Yds.	Avg.	TD
1940	Bill Dudley	106	469	4.4	3
1941	Bill Dudley	155	968	6.1	17
1942	Herb Munhall	46	117	2.5	3
1944	John Duda	125	716	5.7	7
1946	Ray Brown	60	387	6.5	6
1947	Grover Jones	89	446	5.0	9
1948	John Papit	134	885	6.6	5
1949	John Papit	197	1214	6.2	9
1950	John Papit	167	949	5.7	8
1951	Bobby Pate	100	440	4.4	4
1952	Gerry Furst	115	699	6.1	5
1953	Henry Strempek	93	315	3.4	2
1954	Herb Hartwell	93	390	4.2	4
1955	Jim Bakhtiar	158	733	4.6	4
1956	Jim Bakhtiar	203	879	4.3	3
1957	Jim Bakhtiar (led ACC)	194	822	4.2	6
1958	Tom Gravins	56	258	4.6	2
1959	Tom Gravins	86	359	4.2	4
1960	Fred Shepherd (led ACC)	126	529	4.2	4
1961	Doug Thomson	70	294	4.2	2
1962	Ted Rzempoluch	77	347	4.5	3
1963	John Pincavage	61	256	4.2	2
1964	Bob Davis	84	427	5.1	8
1965	Carroll Jarvis	106	385	3.6	4
1966	Frank Quayle	162	727	4.5	7
1967	Jeff Anderson	183	774	4.2	3
1968	Frank Quayle (led ACC)	175	1213	6.9	12
1969	Gary Helman	229	851	3.7	7
1970	Gary Helman	172	743	4.3	7
1971	Kent Merritt	189	828	4.4	3
1972	Kent Merritt	118	575	4.9	1
1973	Billy Copeland	130	700	5.4	4
1974	Joe Sroba	167	632	3.8	4
1975	David Sloan	176	848	4.8	6
1976	Raymond Keys	120	505	4.2	3
1977	Bill Harris	119	339	2.8	1
1978	Tommy Vigorito	168	800	4.8	4
1979	Tommy Vigorito	184	1045	5.7	6
1980	Tommy Vigorito	201	742	3.7	4
1981	Derek Jenkins	118	412	3.5	2
1982	Antonio Rice	196	764	3.9	6
1983	Howard Petty	169	835	4.9	7
1984	Howard Petty	170	811	4.8	8
1985	Barry Word (led ACC)	207	1224	5.9	6
1986	Durwin Greggs	83	404	4.9	2
1987	Marcus Wilson	172	692	4.0	7
1988	Marcus Wilson	89	429	4.8	2
1989	Marcus Wilson	223	1098	4.9	4
1990	Terry Kirby (led ACC)	165	1020	6.2	7
1991	Terry Kirby	164	887	5.4	7
1992	Terry Kirby (led ACC)	175	1130	6.5	6
1993	Jerrold Washington	162	871	5.4	5
1994	Kevin Brooks	173	741	4.3	8
1995	Tiki Barber	265	1397	5.3	14
1996	Tiki Barber (led ACC)	250	1360	5.4	14
1997	Thomas Jones	201	692	3.4	4
1998	Thomas Jones (led ACC)	238	1303	5.5	13
1999	Thomas Jones (led ACC)	334	1798	5.4	16
2000	Antwoine Womack (led ACC)	210	1028	4.9	9
2001	Alvin Pearman	88	371	4.2	1
2002	Wali Lundy	196	826	4.2	6
2003	Wali Lundy	227	929	4.1	10
2004	Alvin Pearman	195	1037	5.3	10
2005	Wali Lundy	144	574	4.0	10
2006	Jason Snelling	183	772	4.2	7
2007	Cedric Peerman	113	585	5.2	5
2008	Cedric Peerman	153	774	5.1	7
2009	Rashawn Jackson	96	461	4.8	2
2010	Keith Payne	160	749	4.7	14
2011	Perry Jones	184	915	5.0	5
2012	Kevin Parks	160	734	4.6	5
2013	Kevin Parks	227	1031	4.5	11
2014	Kevin Parks	189	745	4.4	4
2015	Taquan Mizzell	163	671	4.1	4
2016	Taquan Mizzell	187	940	5.0	5
2017	Jordan Ellis	215	836	3.9	6
2018	Jordan Ellis	215	1026	4.8	10

VIRGINIA

2019 UVA FOOTBALL

Date	Opponent	Att.	Yds.	Avg.	TD
Barry Word (10)					
Oct. 6, 1984	Duke	12	107	8.9	1
Oct. 20, 1984	Wake Forest	18	140	7.8	2
Sept. 14, 1985	VMI	17	136	8.0	1
Sept. 21, 1985	Georgia Tech	17	188	11.1	1
Sept. 28, 1985	Navy	21	110	5.2	0
Oct. 19, 1985	Virginia Tech	20	104	5.2	0
Oct. 26, 1985	Wake Forest	24	137	5.7	0
Nov. 2, 1985	West Virginia	26	148	5.7	0
Nov. 9, 1985	NC State	28	160	5.7	2
Nov. 16, 1985	North Carolina	33	170	5.1	1
Jim Bakhtiar (9)					
Oct. 15, 1955	VMI	22	126	5.7	1
Nov. 19, 1955	North Carolina	20	163	8.2	2
Nov. 26, 1955	South Carolina	27	152	5.6	1
Sept. 22, 1956	VMI	27	210	7.8	1
Oct. 6, 1956	Wake Forest	29	112	3.9	0
Oct. 5, 1957	Wake Forest	31	143	4.6	1
Oct. 19, 1957	Virginia Tech	28	153	5.5	4
Oct. 26, 1957	Army	30	111	3.7	1
Nov. 2, 1957	VMI	22	106	4.8	0
Antwoine Womack (9)					
Sept. 27, 1997	North Carolina	15	108	7.2	0
Sept. 26, 1998	Duke	10	119	11.9	1
Oct. 3, 1998	San Jose State	17	142	8.4	1
Oct. 24, 1998	NC State	15	109	7.3	1
Sept. 2, 2000	Brigham Young	15	160	10.7	2
Sept. 30, 2000	Wake Forest	26	180	6.9	1
Oct. 7, 2000	Maryland	29	133	4.6	0
Nov. 25, 2000	Virginia Tech	20	134	6.7	1
Dec. 1, 2001	Penn State	31	153	4.9	0
Marcus Wilson (8)					
Oct. 3, 1987	VMI	34	129	3.8	2
Nov. 7, 1987	Georgia Tech	22	125	5.7	0
Sept. 3, 1988	William & Mary	20	102	5.1	1
Sept. 16, 1989	Georgia Tech	32	153	4.8	0
Sept. 30, 1989	William & Mary	16	134	8.4	0
Oct. 14, 1989	North Carolina	19	113	5.9	1
Oct. 21, 1989	Wake Forest	28	134	4.8	1
Oct. 28, 1989	Louisville	20	103	5.2	0
Alvin Pearman (8)					
Nov. 3, 2001	Wake Forest	19	108	5.7	0
Oct. 25, 2003	Troy State	32	138	4.3	1
Dec. 27, 2003	Pittsburgh	7	104	14.9	0
Oct. 7, 2004	Clemson	18	104	5.8	2
Oct. 23, 2004	Duke	38	223	5.9	1
Nov. 6, 2004	Maryland	31	170	5.4	0
Nov. 13, 2004	Miami	21	106	5.0	1
Nov. 27, 2004	Virginia Tech	28	147	5.3	0
Nikki Fisher (7)					
Nov. 12, 1988	North Carolina	23	139	6.0	0
Nov. 19, 1988	Maryland	24	108	4.5	1
Sept. 15, 1990	Navy	9	100	11.1	1
Sept. 29, 1990	William & Mary	14	164	11.7	2
Oct. 20, 1990	Wake Forest	15	132	8.8	1
Sept. 14, 1991	Navy	20	138	6.9	0
Nov. 23, 1991	Virginia Tech	9	106	11.8	0
Kent Merritt (6)					
Oct. 16, 1971	Clemson	14	127	9.1	1
Nov. 6, 1971	Virginia Tech	26	121	4.7	0
Nov. 20, 1971	Maryland	18	101	5.6	1
Oct. 7, 1972	Vanderbilt	23	115	5.0	0
Oct. 21, 1972	Clemson	14	103	7.4	0
Oct. 13, 1973	Clemson	22	145	6.6	1
Billy Copeland (6)					
Oct. 27, 1973	Wake Forest	23	155	6.7	1
Nov. 3, 1973	North Carolina	23	130	5.7	2
Nov. 17, 1973	West Virginia	24	168	7.0	0
Nov. 16, 1974	Clemson	23	119	5.2	0
Sept. 20, 1975	VMI	23	190	8.3	0
Nov. 22, 1975	Maryland	12	100	8.3	1
Howard Petty (6)					
Sept. 10, 1983	Navy	14	128	9.1	1
Oct. 22, 1983	Wake Forest	27	182	6.7	1
Nov. 5, 1983	Georgia Tech	22	106	4.8	1
Oct. 6, 1984	Duke	17	114	6.7	2
Oct. 20, 1984	Wake Forest	21	131	6.2	2
Nov. 29, 1985	Maryland	24	124	5.2	2
Jerrold Washington (6)					
Oct. 17, 1992	North Carolina	20	107	5.4	0
Oct. 24, 1992	William & Mary	27	197	7.3	1
Nov. 7, 1992	NC State	15	102	6.8	0
Oct. 30, 1993	NC State	17	109	6.4	1
Nov. 6, 1993	Wake Forest	21	148	7.0	2
Nov. 20, 1993	Virginia Tech	21	129	6.1	1
Kevin Brooks (6)					
Oct. 24, 1992	William & Mary	17	124	7.3	0
Oct. 30, 1993	N.C. State	18	107	5.9	0
Oct. 8, 1994	Wake Forest	18	112	6.2	1
Nov. 19, 1994	Virginia Tech	23	108	4.7	1
Sept. 2, 1995	William & Mary	24	110	4.6	1
Nov. 11, 1995	Maryland	16	103	6.4	1

Date	Opponent	Att.	Yds.	Avg.	TD
Cedric Peerman (6)					
Sept. 8, 2007	Duke	19	137	7.2	1
Sept. 15, 2007	North Carolina	30	186	6.2	1
Sept. 22, 2007	Georgia Tech	28	138	4.9	1
Oct. 4, 2008	Maryland	17	110	6.5	1
Oct. 11, 2008	East Carolina	16	173	10.8	2
Oct. 25, 2008	Georgia Tech	25	116	4.6	1
Jeff Anderson (5)					
Oct. 28, 1967	VMI	32	175	5.5	1
Nov. 11, 1967	North Carolina	21	106	5.0	1
Oct. 5, 1968	Davidson	25	131	5.2	2
Oct. 12, 1968	Duke	24	183	7.6	3
Nov. 16, 1968	Tulane	23	132	5.7	1
Gary Helman (5)					
Sept. 27, 1969	Duke	32	158	4.9	0
Oct. 4, 1969	William & Mary	37	148	4.0	4
Oct. 11, 1969	VMI	22	162	7.4	1
Nov. 7, 1970	NC State	23	110	4.8	1
Nov. 14, 1970	Colgate	21	120	5.7	1
Greg Taylor (5)					
Sept. 30, 1978	VMI	15	100	6.7	0
Sept. 8, 1979	Richmond	19	149	7.8	3
Sept. 22, 1979	VMI	20	133	6.7	1
Sept. 29, 1979	Duke	17	107	6.3	1
Oct. 13, 1979	James Madison	17	157	9.2	1
Jordan Ellis (5)					
Oct. 14, 2017	North Carolina	27	136	5.0	0
Sept. 1, 2018	Richmond	20	146	7.3	2
Sept. 15, 2018	Ohio	19	171	9.0	3
Nov. 10, 2018	Liberty	25	106	4.2	1
Dec. 29, 2018	South Carolina	26	106	4.1	1
Bill Dudley (4)					
Sept. 20, 1941	Hampden-Sydney	18	152	8.4	4
Nov. 1, 1941	Virginia Tech	25	132	5.3	2
Nov. 15, 1941	Lehigh	22	167	7.6	1
Nov. 20, 1941	North Carolina	17	215	12.6	3
Gerry Furst (4)					
Oct. 6, 1951	Virginia Tech	10	102	10.2	0
Oct. 18, 1952	VMI	14	138	9.9	1
Nov. 22, 1952	Washington & Lee	23	148	6.4	0
Nov. 29, 1952	William & Mary	13	124	9.5	1
Kevin Morgan (4)					
Oct. 5, 1985	Duke	18	128	7.1	0
Nov. 29, 1985	Maryland	24	129	5.4	0
Nov. 8, 1986	NC State	20	104	5.2	0
Sept. 26, 1987	Duke	18	127	7.1	0
Perry Jones (4)					
Oct. 1, 2011	Idaho	21	110	5.2	1
Oct. 15, 2011	Georgia Tech	18	149	8.3	0
Nov. 5, 2011	Maryland	22	139	6.3	2
Oct. 6, 2012	Duke	18	127	7.1	0
Taquan Mizzell (4)					
Oct. 24, 2015	North Carolina	24	117	4.9	0
Oct. 22, 2016	North Carolina	19	106	5.6	1
Nov. 19, 2016	Georgia Tech	24	131	5.5	0
Nov. 26, 2016	Virginia Tech	22	113	5.1	0
Bryce Perkins (4)					
Sept. 1, 2018	Richmond	13	108	8.3	2
Sept. 8, 2018	Indiana	25	123	4.9	0
Oct. 27, 2018	North Carolina	21	112	5.3	1
Nov. 23, 2018	Virginia Tech	24	112	4.7	0
Raymond Keys (3)					
Oct. 30, 1976	VMI	32	114	3.6	1
Nov. 6, 1976	Lehigh	22	129	5.9	0
Nov. 13, 1976	North Carolina	20	100	5.0	1
Quentin Walker (3)					
Oct. 25, 1980	Wake Forest	22	108	4.9	0
Nov. 1, 1980	Tennessee	19	114	6.0	0
Sept. 18, 1982	James Madison	25	117	4.7	0
Antonio Rice (3)					
Oct. 23, 1982	Wake Forest	32	129	4.0	1
Oct. 30, 1982	VMI	29	153	5.3	1
Nov. 6, 1982	Georgia Tech	25	136	5.4	2
Jason Snelling (3)					
Nov. 5, 2005	Temple	17	126	7.4	2
Oct. 7, 2006	East Carolina	16	103	6.4	1
Oct. 19, 2006	North Carolina	19	131	6.9	1
Mikell Simpson (3)					
Oct. 20, 2007	Maryland	16	119	7.4	2
Jan. 1, 2008	Texas Tech	20	170	8.5	1
Oct. 3, 2009	North Carolina	20	100	5.0	1
Keith Payne (3)					
Sept. 4, 2010	Richmond	16	114	7.1	4
Oct. 16, 2010	North Carolina	23	107	4.7	1
Nov. 6, 2010	Duke	22	121	5.5	2
John Duda (2)					
Sept. 23, 1944	Hampden-Sydney	15	157	10.5	3
Oct. 28, 1944	VMI	23	124	5.4	0



Date	Opponent	Att.	Yds.	Avg.	TD
Bob Davis (2) Oct. 24, 1964 Nov. 13, 1965	NC State Georgia Tech	7 17	133 124	19.0 7.3	1 2
Joe Sroba (2) Oct. 5, 1974 Oct. 12, 1974	Georgia Tech NC State	32 29	159 125	5.0 4.3	0 0
David Sloan (2) Oct. 4, 1975 Oct. 11, 1975	North Carolina South Carolina	26 27	153 166	5.9 6.1	1 1
Steve Morse (2) Sept. 15, 1984 Nov. 3, 1984	VMI West Virginia	11 18	113 141	10.3 7.8	0 1
Charles Way (2) Sept. 4, 1993 Nov. 25, 1994	Maryland NC State	21 28	136 132	6.5 4.7	3 1
Albert Reid (2) Nov. 28, 2015 Sept. 10, 2016	Virginia Tech Oregon	9 15	103 126	11.4 8.4	1 1
Dick Davis (1) Nov. 11, 1944	Richmond	18	111	6.2	2
Ray Brown (1) Sept. 28, 1946	Hampden-Sydney	3	104	34.7	1
Billy Pennel (1) Oct. 18, 1947	Washington & Lee	12	100	8.3	2
Grover Jones (1) Oct. 23, 1948	VMI	17	104	6.1	0
Buddy Shoaf (1) Oct. 8, 1949	Virginia Tech	12	105	8.8	2
Jim Ashwell (1) Nov. 17, 1951	South Carolina	14	107	7.6	1
Bob Tata (1) Oct. 18, 1952	VMI	20	119	6.0	1
Henry Strempek (1) Nov. 21, 1953	North Carolina	24	121	5.0	1
Ralph Kneeland (1) Nov. 19, 1955	North Carolina	13	110	8.5	0
Wilson Tinsley (1) Nov. 26, 1955	South Carolina	14	119	8.5	1
Fred Shepherd (1) Sept. 24, 1960	William & Mary	17	103	6.1	0
Carroll Jarvis (1) Oct. 10, 1964	VMI	21	146	7.0	0
Gene Arnette (1) Sept. 30, 1967	Buffalo	11	119	10.8	4
Jim Lacey (1) Nov. 8, 1969	Wake Forest	23	111	4.8	1
Scott Gardner (1) Nov. 22, 1975	Maryland	15	120	8.0	1
Dave Hall (1) Oct. 25, 1980	Wake Forest	16	104	6.5	2
Darren Goode (1) Oct. 24, 1981	Wake Forest	20	127	6.4	0
Derek Jenkins (1) Oct. 15, 1983	VMI	12	107	8.9	1

Date	Opponent	Att.	Yds.	Avg.	TD
Chris Warren (1) Sept. 6, 1986	South Carolina	14	105	7.5	1
Durwin Greggs (1) Nov. 8, 1986	NC State	29	177	6.1	0
Shawn Moore (1) Nov. 18, 1989	Maryland	18	121	6.7	2
Marquis Weeks (1) Nov. 16, 2002	NC State	19	129	6.8	0
Michael Johnson (1) Sept. 19, 2004	Akron	6	102	17.0	0
Marques Hagans (1) Sept. 17, 2005	Syracuse	14	110	7.9	0
Vic Hall (1) Nov. 29, 2008	Virginia Tech	16	109	6.8	2
Jameel Sewell (1) Nov. 28, 2009	Virginia Tech	17	104	6.1	1
Daniel Hamm (1) Sept. 21, 2013	VMI	21	136	6.5	2

Two 100-Yard Rushers in a Game

VMI, 1948 John Papit 112, Grover Jones 104
 VMI, 1952 Gerry Furst 138, Bob Tata 119
 North Carolina, 1955 Jim Bakhtiar 163, Ralph Kneeland 110
 South Carolina, 1955 Jim Bakhtiar 152, Wilson Tinsley 119
 Buffalo, 1967 Frank Quayle 151, Gene Arnette 119
 Davidson, 1968 Frank Quayle 153, Jeff Anderson 131
 Duke, 1968 Jeff Anderson 183, Frank Quayle 182
 Tulane, 1968 Jeff Anderson 132, Frank Quayle 121
 Maryland, 1975 Scott Gardner 120, Billy Copeland 100
 VMI, 1979 Greg Taylor 133, Tommy Vigorito 120
 Duke, 1979 Tommy Vigorito 126, Greg Taylor 107
 James Madison, 1979 Greg Taylor 157, Tommy Vigorito 118
 Wake Forest, 1980 Quentin Walker 108, Dave Hall 104
 Duke, 1984 Howard Petty 114, Barry Word 107
 Wake Forest, 1984 Barry Word 140, Howard Petty 131
 Maryland, 1985 Kevin Morgan 129, Howard Petty 124
 NC State, 1986 Durwin Greggs 177, Kevin Morgan 104
 William & Mary, 1990 Terry Kirby 188, Nikki Fisher 164
 Wake Forest, 1990 Nikki Fisher 132, Terry Kirby 101
 William & Mary, 1992 Jerrod Washington 197, Kevin Brooks 124
 NC State, 1993 Jerrod Washington 109, Kevin Brooks 107
 Maryland, 1995 Tiki Barber 116, Kevin Brooks 103
 San Jose State, 1998 Thomas Jones 203, Antwoine Womack 142
 NC State, 1998 Thomas Jones 117, Antwoine Womack 109
 Akron, 2004 Wali Lundy 142, Michael Johnson 102
 Maryland, 2004 Alvin Pearman 170, Wali Lundy 102
 Temple, 2005 Jason Snelling 126, Wali Lundy 113
 VMI, 2013 Daniel Hamm 136, Kevin Parks 135
 Richmond, 2018 Jordan Ellis 146, Bryce Perkins 108



Jordan Ellis combined with Bryce Perkins in 2018 as the last Virginia rushers to go over the 100-yard mark in the same game when they combined for 254 yards against Richmond.

PASSING RECORDS



Matt Schaub threw for a school-record 7,502 yards and 56 touchdowns in a stellar career from 2000-03.

Attempts

Career—1069, Matt Schaub, 2000-03
Season—509, Kurt Benkert, 2017
 Sr.—509, Kurt Benkert, 2017
 Jr.—418, Matt Schaub, 2002
 Soph.—427, David Watford, 2013
 Fr.—247, Jameel Sewell, 2006
Game—66, Kurt Benkert vs. Indiana, 2017
 Sr.—66, Kurt Benkert vs. Indiana, 2017
 Jr.—58, Matt Schaub vs. Ga. Tech, 2002
 Soph.—61, David Watford vs. Ga. Tech, 2013
 Fr.—48, Scott Gardner vs. UNC, 1972

Completions

Career—716, Matt Schaub, 2000-03
Season—298, Kurt Benkert, 2017
 Sr.—298, Kurt Benkert, 2017
 Jr.—288, Matt Schaub, 2002
 Soph.—244, David Watford, 2013
 Fr.—143, Jameel Sewell, 2006
Game—43, David Watford vs. Georgia Tech, 2013
 Sr.—41, Matt Schaub vs. N.C. State, 2003
 Jr.—41, Matt Schaub vs. Ga. Tech, 2002
 Soph.—43, David Watford vs. Ga. Tech, 2013
 Fr.—23, Jameel Sewell vs. Miami, 2006

Yards

Career—7502, Matt Schaub, 2000-03
Season—3207, Kurt Benkert, 2017
 Sr.—3207, Kurt Benkert, 2017
 Jr.—2976, Matt Schaub, 2002
 Soph.—2671, Michael Rocco, 2011
 Fr.—1342, Jameel Sewell, 2006
Game—455, Kurt Benkert vs. UConn, 2017
 Sr.—455, Kurt Benkert vs. UConn, 2017
 Jr.—421, Kurt Benkert vs. Central Mich., 2016
 Soph.—334, Matt Schaub vs. UNC, 2001
 Fr.—243, Jameel Sewell vs. Maryland, 2006

Games Passing 200 Yards or More

Career—20, Matt Schaub, 2000-03
Season—9, Matt Schaub, 2003; Kurt Benkert, 2017

Consecutive Games Passing 200 Yards or More (Season)

6, Matt Schaub, 2003
 Marc Verica, 2008

Consecutive Games With a Touchdown Pass

14, Matt Schaub, 2002

Consecutive Passes Without An Interception—Season

224, Matt Blundin, 1991

Consecutive Passes Without An Interception—Career

231, Matt Blundin, 1990-91

Consecutive Completions

Career—18, Michael Rocco, 2012
Game—18, Michael Rocco vs. Miami, 2012

Completion Percentage

Career—67.0, Matt Schaub, 2000-03, (min. 250 attempts)
Season—69.7 (281-403), Matt Schaub, 2003 (min. 100 attempts)
Game—93.3 (14-15), Shawn Moore vs. Duke, 1989 (min. 15 attempts)

Touchdowns

Career—56, Matt Schaub, 2000-03
Season—28, Matt Schaub, 2002
Game—6, Dan Ellis vs. Buffalo, 1999

Interceptions

Career—59, Scott Gardner, 1972-75
Season—19, Scott Gardner, 1975
Game—5, Charlie Hardine vs. Richmond, 1952;
 George Allen vs. Maryland, 1972;
 Wayne Schuchts vs. Navy, 1983

Longest Pass Plays (75 yards or more)

97 Harry Martin to Bus Male to John Leys, Navy, 1935
 93 Wayne Schuchts to Nick Merrick, Wake Forest, 1982
 92 Stan Fischer to Joe Kehoe, Navy, 1960
 91+ Matt Blundin to Tyrone Davis, N.C. State, 1991
 90 Scott Gardner to Harrison Davis, UNC, 1973
 90 Emmanuel Byers to Deyon Williams, Miami, 2005
 89 Kevin Ferguson to John Ford, VMI, 1984
 88 Todd Kirtley to Cole Egan, Rutgers, 1980
 87 Symmion Willis to Larry Holmes, Ohio, 1993
86 Bryce Perkins to Olamide Zaccheaus, Ohio, 2018
 85 Bob Davis to Frank Quayle, VMI, 1966
 85 Wayne Schuchts to Barry Word, Wake Forest, 1983
 84 Dan Ellis to Thomas Jones, Buffalo, 1999
 84+ Kurt Benkert to David Eldridge, Duke, 2016
 83+ Sonny Randle to Dave Graham, UNC, 1957
 83 Shawn Moore to Herman Moore, N.C. State, 1990
 82 Mike Groh to Demetrius "Pete" Allen, Duke, 1995
 82 Kurt Benkert to Olamide Zaccheaus, CMU, 2016
 81 Kurt Benkert to Olamide Zaccheaus, UNC, 2017
 80 Wayne Schuchts to Quentin Walker, Duke, 1983
 80 Matt Johns to Taquan Mizzell, W&M, 2015
 78 Michael Rocco to Perry Jones, Miami (Fla.), 2011
77 Bryce Perkins to Olamide Zaccheaus, Ohio, 2018
 76 Whitey Michels to Steve Osisek, VMI 1949
 76 Mike Groh to Patrick Jeffers, Clemson, 1995
 76 Marc Verica to Kris Burd, Florida State, 2010
 75 Bill Troup to Joe Smith, William & Mary, 1970
 75 Matt Blundin to Herman Moore, Clemson, 1989
 75 Matt Johns to T.J. Thorpe, Boise State, 2015
 75 Kurt Benkert to Joe Reed, Miami, 2017
75 Bryce Perkins to Joe Reed, Virginia Tech, 2018
 +Non-scoring play

Career TD Passes

Player	TD
1. Matt Schaub, 2000-03	56
2. Shawn Moore, 1987-90	55
3. Kurt Benkert, 2016-17	46
4. Scott Gardner, 1972-75	33
Aaron Brooks, 1995-98	33
6. Matt Johns, 2013-16	30
7. Mike Groh, 1992-95	29
8. Dan Ellis, 1997-00	28
9. Marques Hagans, 2002-05	27
Michael Rocco, 2010-12	27
11. Bryce Perkins, 2018-pres.	25

Season TD Passes

Player	TD
1. Matt Schaub, 2002	28
2. Kurt Benkert, 2017	25
Bryce Perkins, 2018	25
4. Shawn Moore, 1990	21
Bobby Goodman, 1992	21
Kurt Benkert, 2016	21
7. Aaron Brooks, 1997	20
Dan Ellis, 1999	20
Matt Johns, 2015	20
10. Matt Blundin, 1991	19
Symmion Willis, 1993	19
12. Shawn Moore, 1989	18
Matt Schaub, 2003	18



Career Passing Leaders

	Player	Years	C-A	Yards	Int	TD
1.	Matt Schaub	2000-03	716-1069	7502	26	56
2.	Shawn Moore	1987-90	421-762	6629	32	55
3.	Kurt Benkert	2016-17	526-915	5759	20	46
4.	Jameel Sewell	2006-07,2009	514-903	5366	22	24
5.	Scott Gardner	1972-75	390-816	5218	59	33
6.	Aaron Brooks	1995-98	357-651	5118	24	33
7.	Marc Verica	2007-10	487-813	4992	31	22
8.	Marques Hagans	2002-05	408-655	4877	18	27
9.	Michael Rocco	2010-12	396-657	4731	24	27
10.	Mike Groh	1992-95	339-582	4366	18	29
11.	Matt Johns	2013-16	372-628	4233	27	30
12.	Dan Ellis	1997-00	291-507	3974	16	28
13.	Don Majkowski	1983-86	286-579	3901	29	22
14.	Scott Secules	1984-87	260-464	3388	16	18
15.	Todd Kirtley	1978-81	251-498	3146	39	13

Season Passing Leaders

	Player	Year	C-A	Yds	Int	TD
1.	Kurt Benkert	2017	298-509	3207	9	25
2.	Matt Schaub	2002	288-418	2976	7	28
3.	Matt Schaub	2003	281-403	2952	10	18
4.	Matt Johns	2015	247-403	2810	17	20
5.	Marc Verica	2010	233-396	2799	14	14
6.	Bryce Perkins	2018	225-349	2680	9	25
7.	Michael Rocco	2011	222-366	2671	12	13
8.	Kurt Benkert	2016	228-406	2552	11	21
9.	Mike Groh	1995	182-330	2510	10	15
10.	Marques Hagans	2005	213-343	2492	12	14
11.	Symmion Willis	1993	165-276	2347	14	19
12.	Aaron Brooks	1998	156-290	2319	9	12
13.	Scott Secules	1987	174-296	2311	8	12
14.	Aaron Brooks	1997	164-270	2282	7	20
15.	Shawn Moore	1990	144-241	2262	8	21

Single Game Passing Leaders

	Player vs. Opponent	C-A	Yds	Int	TD
1.	Kurt Benkert vs. UConn, 2017	30-40	455	1	3
2.	Kurt Benkert vs. Central Michigan, 2016	27-43	421	1	5
3.	Marc Verica vs. Duke, 2010	24-46	417	3	4
4.	Matt Schaub vs. N.C. State, 2003	41-55	393	1	4
5.	Aaron Brooks vs. Virginia Tech, 1997	23-34	390	0	4
6.	Kurt Benkert at Miami (Fla.), 2017	28-37	384	1	4
7.	Bryce Perkins vs. Ohio, 2018	25-30	379	0	3
8.	David Watford vs. Georgia Tech, 2013	43-61	376	1	2
9.	Matt Schaub vs. Georgia Tech, 2002	41-58	372	1	1
10.	Dan Ellis vs. Buffalo, 1999	16-19	363	0	6
11.	Matt Schaub vs. Virginia Tech, 2003	32-46	358	1	2
	Marques Hagans vs. Minnesota, 2005	25-32	358	1	2
13.	Mike Groh vs. Duke, 1995	20-41	346	2	4
	Tim Sherman vs. Clemson, 1996	19-28	346	0	0
15.	Aaron Brooks vs. Virginia Tech, 1998	19-32	345	1	3

Single Game TD Passes

	Player	TD
1.	Dan Ellis vs. Buffalo, 1999	6
2.	Bobby Goodman vs. Navy, 1992	5
	Symmion Willis vs. Ohio, 1993	5
	Bryson Spinner vs. Georgia Tech, 2001	5
	Matt Schaub vs. Akron, 2002	5
	Kurt Benkert vs. Central Michigan, 2016	5
7.	Tabb Gillette vs. Washington & Lee, 1942	4
	Bob Davis vs. VMI, 1966	4
	Gene Arnette vs. Tulane, 1968	4
	Scott Gardner vs. Navy, 1974	4
	Scott Gardner vs. William & Mary, 1974	4
	Shawn Moore vs. Navy, 1990	4
	Bobby Goodman vs. Clemson, 1992	4
	Mike Groh vs. Duke, 1995	4
	Aaron Brooks vs. Georgia Tech, 1997	4
	Aaron Brooks vs. Virginia Tech, 1997	4
	Matt Schaub vs. N.C. State, 2003	4
	Marques Hagans vs. Duke, 2005	4
	Marc Verica vs. Duke, 2010	4
	Michael Rocco vs. Miami, 2012	4
	Matt Johns vs. Louisville, 2015	4
	Kurt Benkert at Miami, 2017	4

Annual Passing Leaders

Year	Player	Comp	Att.	Pct.	Yds	Int	TD
1940	Bill Dudley	67	140	.479	722	9	9
1941	Bill Dudley	57	107	.533	856	8	12
1942	Tabb Gillette	82	144	.569	920	15	6
1944	Lucien Burnett	14	37	.378	133	4	1
1946	Ray Brown	17	35	.486	301	5	1
1947	Joe McCary	19	35	.543	299	2	2
1948	Joe McCary	23	44	.523	300	5	4
1949	Whitey Michels	36	79	.456	529	5	7
1950	Rufus Barkley	59	111	.532	911	9	16
1951	Rufus Barkley	43	80	.538	468	7	6
1952	Charlie Harding	48	115	.417	686	11	10
1953	Rives Bailey	41	88	.466	517	11	3
1954	Rives Bailey	23	63	.365	309	10	1
1955	Whitey Clarke	37	81	.457	372	8	2
1956	Nelson Yarbrough (led ACC)	43	91	.473	626	8	2
1957	Reece Whitley	42	99	.424	501	10	5
1958	Sandy Dempsey (led ACC)	74	152	.487	697	11	2
1959	Stan Fischer	58	119	.487	603	13	1
1960	Gary Cuozzo	40	103	.388	397	9	4
1961	Gary Cuozzo	42	93	.452	382	3	5
1962	Gary Cuozzo	98	181	.541	1136	9	6
1963	Tom Hodges	39	90	.433	440	6	2
1964	Bob Davis	80	156	.513	1054	11	2
1965	Tom Hodges (led ACC)	103	196	.526	1299	13	4
1966	Bob Davis (led ACC)	107	222	.482	1461	10	10
1967	Gene Arnette	73	147	.497	984	11	3
1968	Gene Arnette	106	206	.515	1463	14	17
1969	Danny Flassio	67	150	.447	828	11	2
1970	Bill Troup	93	184	.505	1289	15	10
1971	Harrison Davis	63	176	.358	806	14	3
1972	George Allen	55	115	.478	650	13	5
1973	Scott Gardner (led ACC)	99	234	.423	1687	16	10
1974	Scott Gardner	110	195	.564	1344	12	14
1975	Scott Gardner (led ACC)	133	272	.489	1547	19	5
1976	Andy Hitt (led ACC)	98	220	.445	1222	15	7
1977	Chip Mark	65	124	.524	720	6	3
1978	Chip Mark	37	71	.521	458	5	2
1979	Todd Kirtley	88	178	.494	1159	13	6
1980	Todd Kirtley	94	183	.514	1156	12	3
1981	Gordie Whitehead	95	178	.534	1116	10	9
1982	Wayne Schuchts	72	176	.409	1243	13	6
1983	Wayne Schuchts	129	261	.494	1881	14	11
1984	Don Majkowski	83	168	.494	1235	9	8
1985	Don Majkowski	95	199	.477	1233	8	7
1986	Don Majkowski	104	199	.523	1375	12	7
1987	Scott Secules (led ACC)	174	296	.588	2311	8	12
1988	Shawn Moore	141	282	.500	2158	14	15
1989	Shawn Moore	125	221	.566	2078	7	18
1990	Shawn Moore (led nation, ACC)	144	241	.598	2262	8	21
1991	Matt Blundin (led ACC)	135	224	.603	1902	0	19
1992	Bobby Goodman (led ACC)	130	232	.560	1707	12	21
1993	Symmion Willis	165	276	.598	2347	14	19
1994	Mike Groh (led ACC)	138	216	.639	1711	7	13
1995	Mike Groh	182	330	.552	2510	10	15
1996	Tim Sherman	102	203	.502	1572	11	4
1997	Aaron Brooks (led ACC)	164	270	.607	2282	7	20
1998	Aaron Brooks	156	290	.538	2319	9	12
1999	Dan Ellis	156	258	.605	2050	10	20
2000	Dan Ellis	116	210	.552	1642	4	7
2001	Matt Schaub	140	240	.583	1524	8	10
2002	Matt Schaub (led ACC)	288	418	.689	2976	7	28
2003	Matt Schaub	281	403	.697	2952	10	18
2004	Marques Hagans	164	261	.628	2024	5	9
2005	Marques Hagans	213	343	.621	2492	12	14
2006	Jameel Sewell	143	247	.579	1342	6	5
2007	Jameel Sewell	214	364	.588	2176	9	12
2008	Marc Verica	226	354	.638	2037	16	8
2009	Jameel Sewell	157	292	.538	1848	7	7
2010	Marc Verica	233	396	.588	2799	14	14
2011	Michael Rocco	222	366	.607	2671	12	13
2012	Michael Rocco	161	266	.605	1917	13	10
2013	David Watford	244	427	.571	2202	15	8
2014	Greyson Lambert	154	261	.590	1632	11	10
2015	Matt Johns	247	403	.613	2810	17	20
2016	Kurt Benkert	228	406	.562	2552	11	21
2017	Kurt Benkert	298	509	.585	3207	9	25
2018	Bryce Perkins	225	349	.645	2680	9	25

VIRGINIA

200-Yard Game Passers

Date	Opponent	C-A	Yds	Int	TD
Matt Schaub (20)					
Oct. 6, 2001	Maryland	20-33	271	1	2
Oct. 13, 2001	North Carolina	33-54	334	1	1
Nov. 17, 2001	Virginia Tech	19-28	243	1	3
Aug. 31, 2002	Florida State	19-25	247	0	0
Sept. 21, 2002	Akron	19-27	202	0	5
Sept. 28, 2002	Wake Forest	22-27	312	0	3
Oct. 5, 2002	Duke	27-43	315	1	1
Oct. 12, 2002	Clemson	23-32	208	1	1
Oct. 26, 2002	Georgia Tech	41-58	372	1	1
Nov. 9, 2002	Penn State	30-38	260	0	1
Nov. 23, 2002	Maryland	23-27	249	0	3
Sept. 27, 2003	Wake Forest	30-45	326	3	2
Oct. 4, 2003	North Carolina	19-22	284	0	2
Oct. 11, 2003	Clemson	33-48	271	2	2
Oct. 18, 2003	Florida State	39-53	326	1	2
Oct. 25, 2003	Troy State	23-36	241	1	1
Nov. 1, 2003	N.C. State	41-55	393	1	4
Nov. 22, 2003	Georgia Tech	26-35	239	0	1
Nov. 29, 2003	Virginia Tech	32-46	358	1	2
Dec. 27, 2003	Pittsburgh	20-31	244	1	1
Shawn Moore (15)					
Sept. 24, 1988	Duke	14-37	259	2	2
Oct. 22, 1988	Wake Forest	14-22	315	0	2
Oct. 29, 1988	Virginia Tech	14-28	281	1	1
Nov. 19, 1988	Maryland	15-24	203	1	1
Sept. 16, 1989	Georgia Tech	13-21	223	0	0
Sept. 23, 1989	Duke	14-15	295	0	3
Oct. 14, 1989	North Carolina	9-16	207	1	2
Oct. 21, 1989	Wake Forest	15-30	280	2	1
Oct. 28, 1989	Louisville	16-24	213	1	1
Sept. 1, 1990	Kansas	16-27	254	0	3
Sept. 15, 1990	Navy	15-22	250	1	4
Sept. 29, 1990	William & Mary	15-26	291	0	2
Oct. 20, 1990	Wake Forest	19-31	258	2	1
Nov. 3, 1990	Georgia Tech	18-28	344	2	2
Nov. 10, 1990	North Carolina	16-22	236	0	2
Kurt Benkert (15)					
Sept. 3, 2016	Richmond	26-34	264	1	3
Sept. 17, 2016	UConn	23-42	241	1	0
Sept. 24, 2016	Central Michigan	27-43	421	1	5
Oct. 1, 2016	Duke	23-41	336	1	3
Oct. 15, 2016	Pitt	20-44	278	1	1
Oct. 29, 2016	Louisville	25-39	238	2	3
Sept. 2, 2017	William & Mary	27-39	262	0	3
Sept. 9, 2017	Indiana	39-66	259	0	1
Sept. 16, 2017	UConn	30-40	455	1	3
Sept. 22, 2017	Boise State	19-29	273	0	3
Oct. 14, 2017	North Carolina	19-31	249	0	2
Oct. 28, 2017	Pitt	22-42	212	1	2
Nov. 4, 2017	Georgia Tech	21-43	260	1	3
Nov. 11, 2017	Louisville	19-36	214	1	1
Nov. 18, 2017	Miami	28-37	384	1	4
Marc Verica (14)					
Oct. 4, 2008	Maryland	25-34	226	0	2
Oct. 11, 2008	East Carolina	25-32	216	2	1
Oct. 18, 2008	North Carolina	24-38	217	0	0
Oct. 25, 2008	Georgia Tech	29-39	270	2	2
Nov. 1, 2008	Miami	27-41	240	0	1
Nov. 8, 2008	Wake Forest	23-45	279	3	2
Sept. 4, 2010	Richmond	24-35	283	0	1
Sept. 25, 2010	VMI	16-23	224	0	3
Oct. 2, 2010	Florida State	14-30	211	2	1
Oct. 9, 2010	Georgia Tech	18-31	239	0	0
Oct. 23, 2010	Eastern Michigan	18-31	203	0	2
Nov. 6, 2010	Duke	24-46	417	3	4
Nov. 13, 2010	Maryland	25-43	265	2	1
Nov. 20, 2010	Boston College	31-49	284	1	0
Aaron Brooks (12)					
Sept. 4, 1997	Auburn	25-41	305	1	2
Oct. 11, 1997	Clemson	14-26	212	0	2
Oct. 18, 1997	Duke	19-28	225	3	1
Nov. 8, 1997	Georgia Tech	19-26	308	1	4
Nov. 15, 1997	N.C. State	13-26	222	0	3
Nov. 29, 1997	Virginia Tech	23-34	390	0	4
Sept. 3, 1998	Auburn	16-28	220	0	1
Sept. 12, 1998	Maryland	16-26	225	0	2
Sept. 19, 1998	Clemson	21-35	310	0	1
Oct. 17, 1998	Georgia Tech	19-32	312	2	1
Nov. 14, 1998	North Carolina	10-25	281	1	1
Nov. 28, 1998	Virginia Tech	19-32	345	1	3
Marques Hagans (11)					
Sept. 4, 2004	Temple	17-22	211	0	1
Sept. 11, 2004	North Carolina	10-12	209	0	0
Sept. 24, 2004	Syracuse	11-12	202	0	1
Oct. 7, 2004	Clemson	14-26	225	0	1
Oct. 16, 2004	Florida State	20-30	214	1	0
Sept. 3, 2005	Western Michigan	17-25	252	2	1
Oct. 1, 2005	Maryland	17-35	270	0	0
Oct. 15, 2005	Florida State	27-36	306	0	2
Nov. 12, 2005	Georgia Tech	21-29	205	1	1
Nov. 26, 2005	Miami	15-28	206	0	1
Dec. 30, 2005	Minnesota	25-32	358	1	2

Date	Opponent	C-A	Yds	Int	TD
Michael Rocco (11)					
Sept. 17, 2011	North Carolina	22-37	287	2	1
Oct. 1, 2011	Idaho	20-30	240	0	0
Oct. 27, 2011	Miami (Fla.)	11-20	226	0	2
Nov. 5, 2011	Maryland	23-36	307	1	2
Nov. 19, 2011	Florida State	22-31	238	0	1
Nov. 26, 2011	Virginia Tech	16-27	211	2	0
Dec. 31, 2011	Auburn	26-41	312	1	2
Sept. 1, 2012	Richmond	25-37	311	1	0
Sept. 8, 2012	Penn State	21-33	258	2	1
Sept. 29, 2012	Louisiana Tech	14-23	278	2	3
Nov. 10, 2012	Miami (Fla.)	29-37	300	4	0

Date	Opponent	C-A	Yds	Int	TD
Matt Johns (11)					
Sept. 27, 2014	Kent State	17-28	227	2	2
Oct. 18, 2014	Duke	22-45	325	0	1
Sept. 5, 2015	UCLA	21-35	258	1	1
Sept. 12, 2015	Notre Dame	26-38	289	0	2
Sept. 19, 2015	William & Mary	17-23	263	2	3
Oct. 10, 2015	Pitt	17-33	209	1	1
Oct. 17, 2015	Syracuse	24-37	234	1	2
Nov. 7, 2015	Miami (Fla.)	29-42	280	1	0
Nov. 14, 2015	Louisville	25-41	260	0	4
Nov. 21, 2015	Duke	24-33	344	1	2
Nov. 19, 2016	Georgia Tech	27-44	220	3	1

Date	Opponent	C-A	Yds	Int	TD
Scott Secules (10)					
Oct. 4, 1986	Wake Forest	17-32	225	1	0
Oct. 11, 1986	Clemson	30-49	298	2	2
Sept. 5, 1987	Georgia	12-19	205	1	2
Sept. 26, 1987	Duke	13-20	221	1	0
Oct. 3, 1987	VMI	17-23	229	0	2
Oct. 10, 1987	Clemson	12-28	202	1	1
Oct. 17, 1987	South Carolina	18-34	210	0	1
Oct. 24, 1987	Wake Forest	20-25	220	0	1
Nov. 14, 1987	North Carolina	26-50	328	2	1
Nov. 21, 1987	N.C. State	20-36	269	1	2

Date	Opponent	C-A	Yds	Int	TD
Jameel Sewell (10)					
Oct. 14, 2006	Maryland	13-21	243	1	2
Nov. 18, 2006	Miami	23-33	217	0	0
Oct. 6, 2007	Middle Tennessee	22-37	223	1	1
Oct. 20, 2007	Maryland	22-35	243	0	0
Oct. 27, 2007	N.C. State	24-43	260	2	2
Nov. 3, 2007	Wake Forest	20-43	225	0	1
Nov. 10, 2007	Miami	20-25	288	1	1
Sept. 19, 2009	Southern Miss.	24-46	312	2	1
Oct. 10, 2009	Indiana	20-30	308	1	0
Nov. 14, 2009	Boston College	21-41	221	0	1

Date	Opponent	C-A	Yds	Int	TD
Matt Blundin (9)					
Oct. 7, 1989	Clemson	14-34	248	2	2
Nov. 24, 1990	Virginia Tech	21-34	305	3	3
Sept. 7, 1991	Maryland	17-36	226	0	0
Sept. 28, 1991	Duke	17-21	238	0	3
Oct. 12, 1991	Clemson	15-34	241	0	2
Oct. 19, 1991	North Carolina	17-28	206	0	2
Oct. 26, 1991	Wake Forest	18-21	275	0	2
Nov. 9, 1991	N.C. State	13-17	230	0	2
Nov. 23, 1991	Virginia Tech	13-23	222	0	3

Date	Opponent	C-A	Yds	Int	TD
Dan Ellis (9)					
Sept. 11, 1999	Clemson	19-33	233	0	1
Sept. 18, 1999	Wake Forest	19-25	220	1	1
Oct. 16, 1999	N.C. State	13-25	233	1	3
Nov. 13, 1999	Buffalo	16-19	363	0	6
Nov. 20, 1999	Maryland	21-34	276	1	4
Sept. 2, 2000	Brigham Young	13-23	217	1	1
Sept. 9, 2000	Richmond	19-28	299	0	3
Sept. 16, 2000	Duke	20-30	333	0	3
Oct. 7, 2000	Maryland	10-15	208	1	1

Date	Opponent	C-A	Yds	Int	TD
Mike Groh (8)					
Sept. 10, 1994	Navy	26-35	257	1	3
Oct. 22, 1994	North Carolina	15-21	256	0	2
Nov. 5, 1994	Duke	14-26	217	1	1
Nov. 25, 1994	N.C. State	24-35	290	1	2
Sept. 30, 1995	Wake Forest	21-34	335	0	2
Oct. 14, 1995	Duke	20-41	346	2	4
Oct. 21, 1995	Texas	15-31	226	0	1
Nov. 2, 1995	Florida State	19-37	302	3	2


Date	Opponent	C-A	Yds	Int	TD
Scott Gardner (7)					
Sept. 29, 1973	Duke	12-25	226	2	1
Oct. 30, 1973	Virginia Tech	14-30	244	0	2
Sept. 14, 1974	Navy	25-43	264	2	4
Sept. 21, 1974	William & Mary	14-30	309	1	4
Oct. 12, 1974	N.C. State	16-25	207	1	2
Sept. 13, 1975	Navy	18-38	203	2	1
Oct. 18, 1975	Virginia Tech	18-30	270	4	1

Date	Opponent	C-A	Yds	Int	TD
Symmion Willis (7)					
Sept. 11, 1993	Navy	10-20	205	1	2
Sept. 25, 1993	Duke	24-34	246	1	3
Oct. 2, 1993	Ohio	11-14	279	0	5
Oct. 23, 1993	North Carolina	22-31	239	0	0
Oct. 30, 1993	N.C. State	15-26	252	1	1
Nov. 6, 1993	Wake Forest	14-24	218	4	1
Oct. 1, 1994	William & Mary	11-15	236	0	2

Date	Opponent	C-A	Yds	Int	TD
Bryce Perkins (7)					
Sept. 15, 2018	Ohio	25-30	379	0	3
Sept. 29, 2018	NC State	20-35	258	2	2
Oct. 27, 2018	North Carolina	18-27	217	1	3
Nov. 2, 2018	Pittsburgh	17-24	205	0	1
Nov. 7, 2018	Georgia Tech	21-26	217	0	1
Nov. 23, 2018	Virginia Tech	14-29	259	0	3
Dec. 29, 2018	South Carolina	22-31	208	0	3



Date	Opponent	C-A	Yds	Int	TD
Bob Davis (6)					
Sept. 19, 1964	Wake Forest	14-27	250	2	0
Nov. 21, 1964	Maryland	13-22	266	2	0
Nov. 13, 1965	Georgia Tech	22-41	252	1	0
Sept. 17, 1966	Wake Forest	12-25	206	3	1
Sept. 24, 1966	Clemson	26-48	312	1	2
Oct. 15, 1966	VMI	13-22	266	0	4
Wayne Schuchts (6)					
Oct. 23, 1982	Wake Forest	15-30	320	1	1
Sept. 3, 1983	Duke	10-21	275	0	3
Sept. 24, 1983	N.C. State	18-28	223	1	0
Oct. 8, 1983	Clemson	16-32	220	2	1
Oct. 22, 1983	Wake Forest	10-26	206	0	1
Nov. 5, 1983	Georgia Tech	16-38	265	0	1
Don Majkowski (5)					
Nov. 17, 1984	North Carolina	20-29	266	0	1
Nov. 24, 1984	Maryland	15-32	219	1	0
Sept. 6, 1986	South Carolina	14-26	271	1	2
Sept. 13, 1986	Navy	18-31	217	0	0
Nov. 1, 1986	William & Mary	15-26	212	0	3
Bobby Goodman (5)					
Sept. 19, 1991	Georgia Tech	11-18	229	0	3
Sept. 5, 1992	Maryland	16-26	200	2	3
Sept. 12, 1992	Navy	14-22	306	2	5
Sept. 26, 1992	Duke	15-26	226	0	2
Oct. 10, 1992	Clemson	15-30	243	1	4
David Watford (5)					
Sept. 21, 2013	VMI	18-25	206	2	2
Oct. 5, 2013	Ball State	21-36	209	1	0
Oct. 12, 2013	Maryland	27-44	263	0	1
Oct. 19, 2013	Duke	20-38	263	1	1
Oct. 26, 2013	Georgia Tech	43-61	376	1	2
Gene Arnette (4)					
Oct. 21, 1967	South Carolina	15-21	222	0	0
Nov. 2, 1968	South Carolina	17-37	240	4	3
Nov. 16, 1968	Tulane	14-20	265	0	4
Nov. 23, 1968	Maryland	14-28	256	1	1
Greyson Lambert (4)					
Oct. 25, 2014	North Carolina	20-40	261	2	2
Nov. 1, 2014	Georgia Tech	19-32	230	2	1
Nov. 8, 2014	Florida State	20-35	220	1	3
Nov. 28, 2014	Virginia Tech	15-32	211	1	1
Todd Kirtley (3)					
Nov. 3, 1979	Georgia	13-21	215	2	2
Sept. 20, 1980	N.C. State	17-30	227	3	1
Nov. 8, 1980	Rutgers	13-22	207	1	1
Harrison Davis (2)					
Nov. 13, 1971	North Carolina	14-30	261	2	2
Sept. 16, 1972	Virginia Tech	16-40	202	3	2
Andy Hitt (2)					
Oct. 2, 1976	Georgia Tech	13-26	239	2	2
Oct. 23, 1976	Wake Forest	13-21	208	0	2
Gordie Whitehead (2)					
Oct. 24, 1981	Wake Forest	15-31	275	2	3
Nov. 14, 1981	North Carolina	18-31	243	1	2
Tim Sherman (2)					
Nov. 2, 1996	Duke	16-26	253	1	0
Nov. 9, 1996	Clemson	19-28	346	0	0
Phillip Sims (2)					
Oct. 6, 2012	Duke	21-42	268	0	2
Oct. 20, 2012	Wake Forest	22-39	253	1	1
Tabb Gillette (1)					
Nov. 7, 1942	Washington & Lee	23-35	268	3	4
Charlie Ellis (1)					
Oct. 6, 1945	VMI	7-8	209	0	2
Sandy Dempsey (1)					
Nov. 15, 1958	South Carolina	19-32	249	2	1
Gary Cuozzo (1)					
Nov. 3, 1962	South Carolina	22-38	220	4	0
Tom Hodges (1)					
Oct. 2, 1965	North Carolina	13-18	211	0	1
Bill Troup (1)					
Oct. 17, 1970	Army	13-24	209	2	0
Larry Albert (1)					
Oct. 2, 1971	Vanderbilt	14-23	217	0	1
Chip Mark (1)					
Nov. 5, 1977	VMI	19-30	201	0	0
Kevin Ferguson (1)					
Sept. 15, 1984	VMI	15-25	273	1	3
David Rivers (1)					
Nov. 6, 1999	Georgia Tech	18-30	228	1	3
Bryson Spinner (1)					
Nov. 10, 2001	Georgia Tech	32-46	327	1	5
Peter Lalich (1)					
Sept. 6, 2008	Richmond	21-39	204	2	0



Matt Blundin holds the Virginia record for most consecutive passes without an interception with 231 in a row.

Total Offense—Plays

Career—1201, Matt Schaub, 2000-03

Season—574, Kurt Benkert, 2017

Sr.—574, Kurt Benkert, 2017

Jr.—561, Bryce Perkins, 2018

Soph.—531, David Watford, 2013

Fr.—208, Antonio Rice, 1982

Game—70, David Watford vs. Georgia Tech, 2013

Sr.—69, Kurt Benkert vs. Indiana, 2017

Jr.—64, Matt Schaub vs. Georgia Tech, 2002

Soph.—70, David Watford vs. Georgia Tech, 2013

Fr.—59, Scott Gardner vs. North Carolina, 1972

Total Offense—Yards

Career—7897, Shawn Moore, 1987-90

Season—3603, Bryce Perkins, 2018

Sr.—3144, Kurt Benkert, 2017

Jr.—3603, Bryce Perkins, 2018

Soph.—2691, Michael Rocco, 2011

Fr.—1542, Jameel Sewell, 2006

Game—465, Kurt Benkert vs. UConn, 2017

Sr.—465, Kurt Benkert vs. UConn, 2017

Jr.—423, Kurt Benkert vs. Central Michigan, 2016

Soph.—399, Bryson Spinner vs. Georgia Tech, 2001

Fr.—335, Jameel Sewell vs. Maryland, 2006

Career Total Offense Leaders


Player	Year	Rush		Pass		Total	
		Yds	Plys	Yds	Plys	Yds	Avg
1. Shawn Moore	1987-90	1268	6629	1177	7897	6.7	
2. Matt Schaub	2000-03	58	7502	1201	7560	6.3	
3. Scott Gardner	1972-75	841	5218	1118	6059	5.4	
4. Jameel Sewell	2006-07	09646	5366	1260	6012	4.8	
5. Marques Hagans	2002-05	902	4877	894	5779	6.5	
6. Aaron Brooks	1995-98	547	5118	850	5665	6.7	
7. Kurt Benkert	2016-17	-157	5759	1040	5602	5.4	
8. Marc Verica	2007-10	-155	4992	901	4837	5.4	
9. Michael Rocco	2010-12	98	4731	732	4829	6.6	
10. Don Majkowski	1983-86	721	3901	823	4622	5.6	
11. Matt Johns	2013-16	185	4233	717	4418	6.2	
12. Mike Groh	1992-95	12	4366	685	4378	6.4	
13. Dan Ellis	1997-00	60	3974	643	4034	6.3	
14. Bob Davis	1964-66	930	3095	714	4025	5.6	
15. Thomas Jones	1996-99	3998	0	812	3998	4.9	

Season Total Offense Leaders

Player	Year	Rush		Pass		Total	
		Yds	Plys	Yds	Plys	Yds	Avg
1. Bryce Perkins	2018	923	2680	561	3603	6.4	
2. Kurt Benkert	2017	-63	3207	574	3144	5.5	
3. Matt Schaub	2002	95	2976	488	3071	6.3	
4. Matt Schaub	2003	-23	2952	429	2929	6.8	
5. Matt Johns	2015	86	2810	464	2896	6.2	
6. Marques Hagans	2005	310	2492	310	2802	6.1	
7. Marc Verica	2010	-47	2799	438	2752	6.3	
8. Michael Rocco	2011	20	2671	406	2691	6.6	
9. Shawn Moore	1989	505	2078	360	2583	7.2	
10. Symmion Willis	1993	222	2347	349	2569	7.4	
11. Shawn Moore	1990	306	2262	335	2568	7.7	
12. Aaron Brooks	1998	227	2319	374	2546	6.8	
13. Aaron Brooks	1997	255	2282	355	2537	7.1	
14. Shawn Moore	1988	368	2158	441	2526	5.7	
15. Mike Groh	1995	-18	2510	388	2492	6.4	

Single Game Total Offense Leaders

Player	Year	Rush		Pass		Total	
		Yds	Plys	Yds	Plys	Yds	Avg
1. Kurt Benkert vs. UConn	2017	10	455	43	465	10.8	
2. Kurt Benkert vs. Central Michigan	2016	2	421	44	423	9.6	
3. Marc Verica vs. Duke	2010	-4	417	47	413	8.8	
4. Bryson Spinner vs. Ga. Tech	2001	72	327	56	399	7.1	
5. Shawn Moore vs. W. Forest	1988	81	315	41	396	9.6	
6. Matt Schaub vs. N.C. State	2003	-6	393	58	387	6.7	
Bryce Perkins vs. Ohio	2018	8	379	40	387	9.7	
8. Aaron Brooks vs. Va. Tech	1997	-5	390	39	385	9.9	
9. M. Hagans vs. Minnesota	2005	26	358	42	384	9.1	
10. Matt Schaub vs. Ga. Tech	2002	9	372	64	381	5.6	
11. Bob Davis vs. Georgia Tech	1965	124	252	58	376	6.5	
Shawn Moore vs. Georgia Tech	1990	32	344	39	376	9.6	
13. Tim Sherman vs. Clemson	1996	29	346	43	375	8.7	
14. Wayne Schuchts vs. W. Forest	1982	53	320	41	373	9.1	
15. Bryce Perkins vs. Virginia Tech 2018	112	259	53	371	7.0		



Quarterback Shawn Moore (1987-90) relied on his outstanding passing and running abilities to set the school record for most yards of total offense in a career (7,897).




Annual Total Offense Leaders


Year	Player	Plys	Yds	Avg	TDR
1940	Bill Dudley	246	1191	4.8	12
1941	Bill Dudley	262	1824	7.0	29
1942	Tabb Gillette	143	791	5.5	6
1944	John Duda	135	800	5.9	8
1945	Charlie Ellis	124	832	6.7	5
1946	Ray Brown	95	688	7.2	7
1947	Joe McCary	89	558	6.3	2
1948	John Papit	136	896	6.6	5
1949	John Papit	198	1214	6.1	9
1950	John Papit	167	949	5.7	8
1951	Rufus Barkley	125	503	4.0	6
1952	Charlie Harding	173	851	4.9	13
1953	Rives Bailey	132	516	3.9	5
1954	Herb Hartwell	90	390	4.2	4
1955	Jim Bakhtiar	158	733	4.6	4
1956	Jim Bakhtiar	203	879	4.4	3
1957	Jim Bakhtiar	195	822	4.2	6
1958	Sandy Dempsey	188	685	3.6	2
1959	Stan Fischer	150	583	3.9	1
1960	Fred Shepherd	126	529	4.2	4
1961	Gary Cuzzo	142	350	2.5	6
1962	Gary Cuzzo	259	1210	4.7	12
1963	Tom Hodges	178	531	3.0	3
1964	Bob Davis	240	1481	6.2	10
1965	Tom Hodges	265	1382	5.2	8
1966	Bob Davis (led ACC)	309	1688	5.5	16
1967	Gene Arnette	259	1273	4.9	8
1968	Gene Arnette	294	1755	6.0	20
1969	Danny Fassio	261	1051	4.0	4
1970	Bill Troup	224	1313	5.9	12
1971	Harrison Davis	269	945	3.5	5
1972	Scott Gardner	150	770	5.1	6
1973	Scott Gardner (led ACC)	342	2120	6.2	15
1974	Scott Gardner	276	1576	5.7	16
1975	Scott Gardner (led ACC)	350	1593	4.6	9
1976	Andy Hitt	274	1085	4.0	7
1977	Chip Mark	151	623	4.1	4
1978	Tommy Vigorito	168	800	4.8	4
1979	Todd Kirtley	225	1185	5.3	6
1980	Todd Kirtley	216	1079	5.0	5
1981	Gordie Whitehead	228	1078	4.7	9
1982	Wayne Schuchts	228	1169	5.1	9
1983	Wayne Schuchts	311	1808	5.8	13
1984	Don Majkowski	251	1540	6.1	13
1985	Don Majkowski	285	1518	5.3	13
1986	Don Majkowski	265	1477	5.6	8
1987	Scott Secules	353	2356	6.7	18
1988	Shawn Moore	441	2526	5.7	25
1989	Shawn Moore	360	2583	7.2	27
1990	Shawn Moore (led ACC)	335	2568	7.7	29
1991	Matt Blundin	254	1912	7.5	20
1992	Bobby Goodman	320	1834	5.7	24
1993	Symmion Willis	349	2569	7.4	20
1994	Mike Groh	255	1725	6.8	16
1995	Mike Groh	388	2492	6.4	19
1996	Tim Sherman	272	1800	6.6	7
1997	Aaron Brooks	355	2537	7.1	25
1998	Aaron Brooks	374	2546	6.8	17
1999	Dan Ellis	322	2081	6.5	20
2000	Dan Ellis	266	1723	6.5	8
2001	Matt Schaub	273	1511	5.5	12
2002	Matt Schaub	488	3071	6.3	30
2003	Matt Schaub	429	2929	6.8	19
2004	Marques Hagans	338	2418	7.2	13
2005	Marques Hagans	458	2802	6.1	17
2006	Jameel Sewell	342	1542	4.5	9
2007	Jameel Sewell	490	2455	5.0	16
2008	Marc Verica	386	1966	5.1	9
2009	Jameel Sewell	428	2015	4.7	14
2010	Marc Verica	438	2752	6.3	14
2011	Michael Rocco	406	2691	6.6	15
2012	Michael Rocco	301	1995	6.6	13
2013	David Watford	531	2410	4.5	11
2014	Greyson Lambert	296	1626	5.5	12
2015	Matt Johns	464	2896	6.2	21
2016	Kurt Benkert	466	2458	5.3	21
2017	Kurt Benkert	574	3144	5.5	25
2018	Bryce Perkins	561	3603	6.4	34

BRYCE PERKINS:

Set UVA single-season records as a junior in 2018 with 3,603 yards of total offense and 34 touchdowns responsible for.



Dan Majkowski led Virginia in total offense from 1984-86 and finished his career second in school history.



Aaron Brooks is third in career touchdown passes and fifth in career total offense.

RECEIVING RECORDS

Receptions

Career—250, Olamide Zaccheaus, 2015-18

Season—93, Olamide Zaccheaus, 2018

Sr.—93, Olamide Zaccheaus, 2018

Jr.—85, Olamide Zaccheaus, 2017

Soph.—70, Heath Miller, 2003

Fr.—58, Wali Lundy, 2002

Game—16, Alvin Pearman vs. Florida State, 2003

Sr.—12, Olamide Zaccheaus vs. South Carolina, 2018

Jr.—16, Alvin Pearman vs. Florida State, 2003

Soph.—13, Heath Miller vs. Virginia Tech, 2003;

13, Mikell Simpson vs. Maryland, 2007

Fr.—11, Wali Lundy vs. Clemson, 2002

Yards

Career—2978, Billy McMullen, 1999-2002

Season—1190, Herman Moore, 1990

Sr.—1058, Olamide Zaccheaus

Jr.—1190, Herman Moore, 1990

Soph.—848, Herman Moore, 1989

Fr.—545, John Ford, 1984

Game—247, Olamide Zaccheaus vs. Ohio, 2018

Sr.—247, Olamide Zaccheaus vs. Ohio, 2018

Jr.—234, Herman Moore vs. Georgia Tech, 1990

Soph.—189, Billy McMullen vs. Duke, 2000

Fr.—175, Herman Moore vs. Virginia Tech, 1988

Touchdowns

Career—28, Tyrone Davis, 1991-94

Season—13, Herman Moore, 1990

Sr.—10, Tyrone Davis, 1994

Jr.—13, Herman Moore, 1990

Soph.—10, Herman Moore, 1989

Fr.—9, Heath Miller, 2002

Game—4, Ed Carrington vs. Maryland, 1965

Sr.—3, Ken Shelton vs. William & Mary, 1974;

Tyrone Davis vs. Navy, 1994

Canaan Severin vs. Louisville, 2015;

Olamide Zaccheaus vs. South Carolina, 2018

Jr.—4, Ed Carrington vs. Maryland, 1965

Soph.—3, John Hepler vs. Maryland, 1961;

Wali Lundy vs. NC State, 2003

Fr.—2, John Ford vs. VMI, 1984; John Ford vs. Virginia Tech, 1984;

Demetrius "Pete" Allen vs. Navy, 1992; Germane Crowell vs.

Florida State, 1994; Billy McMullen vs. NC State, 1999; Billy

McMullen vs. Buffalo, 1999; Heath Miller vs. Wake Forest, 2002;

Wali Lundy vs. Maryland, 2002; Wali Lundy vs. West Virginia, 2002

Longest Plays—Receptions (75 yards or more)

97 Bus Male and John Leys from Harry Martin, Navy, 1935

93 Nick Merrick from Wayne Schuchts, Wake Forest, 1982

92 Joe Kehoe from Stan Fischer, Navy, 1960

91+ Tyrone Davis from Matt Blundin, NC State, 1991

90 Deyon Williams from Emmanuel Byers, Miami, 2005

90 Harrison Davis from Scott Gardner, North Carolina, 1973

89 John Ford from Kevin Ferguson, VMI, 1984

88 Cole Egan from Todd Kirtley, Rutgers, 1980

87 Larry Holmes from Symmion Willis, Ohio, 1993

86 Olamide Zaccheaus from Bryce Perkins, Ohio, 2018

85 Frank Quayle from Bob Davis, VMI, 1966

85 Barry Word from Wayne Schuchts, Wake Forest, 1983

84 Thomas Jones from Dan Ellis, Buffalo, 1999

84+ David Eldridge from Kurt Benkert, Duke, 2016

83+ Dave Graham from Sonny Randle, North Carolina, 1957

83 Herman Moore from Shawn Moore, NC State, 1990

82 Demetrius "Pete" Allen from Mike Groh, Duke, 1995

82 Olamide Zaccheaus from Kurt Benkert, CMU, 2016

81 Olamide Zaccheaus from Kurt Benkert, North Carolina, 2017

80 Quentin Walker from Wayne Schuchts, Duke, 1983

80 Taquan Mizzell from Matt Johns, William & Mary, 2015

78 Perry Jones from Michael Rocco, Miami (Fla.), 2011

77 Olamide Zaccheaus from Bryce Perkins, Ohio, 2018

76 Steve Osisek from Whitey Michels, VMI, 1949

76 Patrick Jeffers from Mike Groh, Clemson, 1995

76 Kris Burd from Marc Verica, Florida State, 2010

75 Joe Smith from Bill Troup, William & Mary, 1970

75 Herman Moore from Matt Blundin, Clemson, 1989

75 T.J. Thorpe from Matt Johns, Boise State, 2015

75 **Joe Reed from Kurt Benkert, Miami, 2017**

75 **Joe Reed from Bryce Perkins, Virginia Tech, 2018**

+Non-scoring play

Career Receptions Leaders (Receptions)

Player	Years	No.	Yds.	Avg.	TD
1. Olamide Zaccheaus	2015-18	250	2753	11.0	22
2. Billy McMullen	1999-01	210	2978	14.2	24
3. Taquan Mizzell	2013-16	195	1560	8.0	7
4. Kris Burd	2008-11	162	2190	13.5	9
5. Heath Miller	2002-04	144	1703	11.8	20
6. Alvin Pearman	2001-04	138	1396	10.1	8
7. Darius Jennings	2011-14	133	1667	12.5	12
8. Perry Jones	2009-12	129	1165	9.0	4
9. John Ford	1984, 86-88	128	2399	18.7	20
10. Germane Crowell	1994-97	122	2142	17.6	19
11. Dave Sullivan	1970-72	120	1578	13.2	12
12. Doni Dowling	2014-17	118	1413	12.0	9
13. Kevin Ogletree	2005-06, 08	117	1332	11.4	9
14. Herman Moore	1988-90	114	2504	22.0	27
Wali Lundy	2002-05	114	895	7.9	9

Career Receiving Yards Leaders

Player	Years	No.	Yds.	Avg.	TD
1. Billy McMullen	1999-02	210	2978	14.2	24
2. Olamide Zaccheaus	2015-18	250	2753	11.0	22
3. Herman Moore	1988-90	114	2504	22.0	27
4. John Ford	1984, 86-88	128	2399	18.7	20
5. Kris Burd	2008-11	162	2190	13.5	9
6. Tyrone Davis	1991-94	103	2153	20.9	28
7. Germane Crowell	1994-97	122	2142	17.6	19
8. Patrick Jeffers	1992-95	108	1785	16.5	15
9. Heath Miller	2002-04	144	1703	11.8	20
10. Darius Jennings	2011-14	133	1667	12.5	12
11. Tim Smith	2009-13	97	1591	16.4	10
12. Dave Sullivan	1970-72	120	1578	13.2	12
13. Taquan Mizzell	2013-16	195	1560	8.0	7
14. Bruce McGonnigal	1987-90	103	1556	15.1	12
15. Terrence Wilkins	1995-98	97	1495	15.4	5



Olamide Zaccheaus is second in career receiving yards.



Season Receptions Leaders

Player	Year	No.	Yds.	Avg.	TD
1. Olamide Zaccheaus	2018	93	1058	11.4	9
2. Olamide Zaccheaus	2017	85	895	10.5	5
3. Billy McMullen	2001	83	1060	12.8	12
4. Taquan Mizzell	2015	75	721	9.6	4
5. Heath Miller	2003	70	835	11.9	6
6. Billy McMullen	2002	69	894	13.0	3
7. Kris Burd	2011	66	913	13.8	3
8. Alvin Pearman	2003	63	518	8.2	4
9. Wali Lundy	2002	58	435	7.5	4
Deyon Williams	2005	58	767	13.2	7
Kevin Ogletree	2008	58	723	12.5	5
Kris Burd	2010	58	799	13.8	5
13. Herman Moore	1990	54	1190	22.0	13
Canaan Severin	2015	54	759	14.1	8
15. Germane Crowell	1997	53	969	18.3	9

Season Receiving Leaders (Yards)

Player	Year	No.	Yds.	Avg.	TD
1. Herman Moore	1990	54	1190	22.0	13
2. Billy McMullen	2001	83	1060	12.8	12
3. Olamide Zaccheaus	2018	93	1058	11.4	9
4. Germane Crowell	1997	53	969	18.3	9
5. Kris Burd	2011	66	913	13.8	3
6. Olamide Zaccheaus	2017	85	895	10.5	5
7. Billy McMullen	2002	69	894	13.0	3
8. John Ford	1987	48	855	17.8	6
9. Herman Moore	1989	36	848	23.6	10
10. Heath Miller	2003	70	835	11.9	6
11. Dontrelle Inman	2010	51	815	16.0	3
12. Terrence Wilkins	1998	45	811	18.0	1
13. Kris Burd	2010	58	799	13.8	5
14. Billy Smith	1983	42	777	18.5	4
15. Harrison Davis	1973	44	773	17.6	5

Single Game Receiving Leaders (Receptions)

Player	No.	Yds.	Avg.	TD
1. Alvin Pearman vs. Florida State, 2003	16	134	8.4	1
2. Alvin Pearman vs. NC State, 2003	13	87	6.7	0
Heath Miller vs. Virginia Tech, 2003	13	145	11.2	0
Mikell Simpson vs. Maryland, 2007	13	152	11.7	0
Darius Jennings vs. Georgia Tech, 2013	13	119	9.2	2
6. Olamide Zaccheaus vs. Indiana, 2017	12	72	6.0	0
Olamide Zaccheaus vs. South Carolina, 2018	12	100	8.3	3
8. Joe Kehoe vs. Maryland, 1960	11	108	9.8	0
Billy McMullen vs. Maryland, 2001	11	175	15.9	1
Billy McMullen vs. North Carolina, 2001	11	122	11.1	1
Wali Lundy vs. Clemson, 2002	11	78	7.1	0
Canaan Severin vs. Notre Dame, 2015	11	153	13.9	0
13. Ed Carrington vs. Clemson, 1966	10	113	11.3	0
Billy McMullen vs. Georgia Tech, 2001	10	98	9.8	2
Billy McMullen vs. Georgia Tech, 2002	10	87	8.7	0
Billy McMullen vs. Penn State, 2002	10	122	12.2	0
Deyon Williams vs. Georgia Tech, 2005	10	107	10.7	1
Kevin Ogletree vs. Wyoming, 2006	10	95	9.5	1
Dontrelle Inman vs. Duke, 2010	10	239	23.9	1
Tim Smith vs. Georgia Tech, 2013	10	151	15.1	0
Taquan Mizzell vs. Syracuse, 2015	10	69	6.9	0
Olamide Zaccheaus vs. Duke, 2018	10	66	6.6	0
Olamide Zaccheaus vs. North Carolina, 2018	10	108	10.8	0
Olamide Zaccheaus vs. Georgia Tech, 2018	10	96	9.6	0

Single Game Receiving Leaders (Yards)

Player	No.	Yds.	Avg.	TD
1. Olamide Zaccheaus vs. Ohio, 2018	9	247	27.4	2
2. Ken Shelton vs. William & Mary, 1974	9	241	26.8	3
3. Dontrelle Inman vs. Duke, 2010	10	239	23.9	1
4. Herman Moore vs. Georgia Tech, 1990	9	234	26.0	1
5. Billy McMullen vs. Duke, 2000	8	189	23.6	2
6. Herman Moore vs. Virginia Tech, 1990	6	180	30.0	1
7. Harrison Davis vs. North Carolina, 1973	6	178	29.7	1
8. Herman Moore vs. Virginia Tech, 1988	7	175	25.0	1
Billy McMullen vs. Maryland, 2001	11	175	15.9	1
10. Terrence Wilkins vs. North Carolina, 1998	4	167	41.8	0
11. John Ford vs. Duke, 1987	7	163	23.3	2
Germane Crowell vs. Florida State, 1997	5	163	32.6	0
13. Herman Moore vs. NC State, 1990	6	162	27.0	2
Germane Crowell vs. Virginia Tech, 1997	9	162	18.0	2
15. Demetrius "Pete" Allen vs. Duke, 1995	5	160	32.0	2

Annual Receiving Yards Leaders

Year	Player	No.	Yds.	Avg.	TD
1940	Nick Gianakos	21	296	14.1	4
1941	Bill Preston	22	377	17.1	2
1942	Ed Kreick	10	140	14.0	2
1944	Henry Walker	8	139	17.4	2
1946	Sam Fray	10	161	16.1	0
1947	Ed Bessell	10	226	22.6	2
1948	Floyd Tayloe	8	102	12.8	4
1949	Steve Osisek	11	205	18.6	4
1950	Gene Schroeder	33	552	16.7	7
1951	Bill Chisolm	21	241	11.5	3
1952	Ray Quillen	7	135	19.3	1
1953	Fred Moyer	10	174	17.4	1
1954	Henry Strempek	6	156	26.0	1
1955	Jesse Hagy	17	173	10.2	1
1956	Fred Polzer (led ACC)	24	231	9.6	0
1957	Fred Polzer	25	232	9.3	4
1958	Sonny Randle (led ACC)	47	642	13.7	5
1959	Brerry Jones	20	207	10.4	1
1960	Joe Kehoe	34	378	11.1	2
1961	Carl Kuhn	6	87	14.5	0
1962	Terry Sieg	27	281	10.4	0
1963	Larry Molinari	11	147	13.4	0
1964	John Pincavage	30	331	11.0	1
1965	John Pincavage (led ACC)	44	566	12.9	0
1966	Frank Quayle	28	420	15.0	4
1967	Joe Hoppe	21	318	15.1	3
1968	Frank Quayle	30	426	14.2	2
1969	Bob Bischoff	35	498	14.2	1
1970	Dave Sullivan	37	523	14.1	2
1971	Bill Davis (led ACC)	49	617	12.6	2
1972	Dave Sullivan	51	662	13.0	7
1973	Harrison Davis (led ACC)	44	773	17.6	5
1974	Ken Shelton	32	575	18.0	8
1975	Tom Fadden	48	620	12.9	2
1976	Jim Wicks	29	297	10.2	0
1977	Tom Champlin	11	209	19.0	1
1978	Andre Grier	11	262	23.8	2
1979	Ted Marchibroda	17	242	14.2	2
1980	Cole Egan	23	447	19.4	1
1981	Henry Johnson	27	427	15.8	2
1982	Nick Merrick	19	418	22.0	3
1983	Billy Smith (led ACC)	42	777	18.5	4
1984	John Ford	19	545	28.7	7
1985	Geno Zimmerlink	24	412	17.2	3
1986	Keith Mattioli	44	717	16.3	3
1987	John Ford	48	855	17.8	6
1988	Bruce McGonnigal	26	471	18.1	3
1989	Herman Moore	36	848	23.6	10
1990	Herman Moore (led ACC)	54	1190	22.0	13
1991	Tyrone Davis	19	465	24.5	5
1992	Tyrone Davis	23	548	23.8	7
1993	Patrick Jeffers	32	580	18.1	6
1994	Tyrone Davis	38	691	18.2	10
1995	Demetrius "Pete" Allen	33	652	19.8	3
1996	Germane Crowell	33	687	20.8	3
1997	Germane Crowell	53	969	18.3	9
1998	Terrence Wilkins	45	811	18.0	1
1999	Billy McMullen	28	483	17.2	6
2000	Billy McMullen	30	541	18.0	3
2001	Billy McMullen (led ACC)	83	1060	12.8	12
2002	Billy McMullen	69	894	13.0	3
2003	Heath Miller	70	835	11.9	6
2004	Heath Miller	41	541	13.2	5
2005	Deyon Williams	58	767	13.2	7
2006	Kevin Ogletree	52	582	11.2	4
2007	Tom Santi	36	418	11.6	3
2008	Kevin Ogletree	58	723	12.5	5
2009	Kris Burd	31	413	13.3	1
2010	Dontrelle Inman	51	815	16.0	3
2011	Kris Burd	66	913	13.8	3
2012	Darius Jennings	48	568	11.8	5
2013	Jake McGee	43	395	9.2	2
2014	Canaan Severin	42	578	13.8	5
2015	Canaan Severin	54	759	14.1	8
2016	Doni Dowling	50	626	12.5	4
2017	Olamide Zaccheaus	85	895	10.5	5
2018	Olamide Zaccheaus	93	1058	11.4	9

VIRGINIA

Annual Receptions Leaders

Year	Player	No.	Yds.	Avg.	TD
1940	Eddie Bryant (led nation)	30	222	7.4	2
1941	Bill Preston	22	377	17.1	2
1942	Ed Kreick	10	140	14.0	2
1944	Ward Speer	9	70	7.8	0
1946	Sam Fray	10	161	16.1	0
1947	Ed Bessell	10	226	22.6	2
1948	Carlton Elliott	9	76	8.4	0
1949	Myron Mausteller	12	177	14.8	2
1950	Gene Schroeder	33	552	16.7	7
1951	Bill Chisolm	21	241	11.5	3
1952	Bobby Pate	9	118	13.1	3
	Bob Tata	9	118	13.1	3
1953	Ray Quillen	12	117	9.8	1
1954	Herb Hartwell	8	104	13.0	0
1955	Jesse Hagy	17	173	10.2	1
1956	Fred Polzer (led ACC)	24	231	9.6	0
1957	Fred Polzer (led ACC)	25	232	9.3	4
1958	Sonny Randle (led ACC)	47	642	13.7	5
1959	Brerry Jones	20	207	10.4	1
1960	Joe Kehoe	34	378	11.1	2
1961	Tony Ulehla	9	85	9.4	1
1962	Terry Sieg	27	281	10.4	0
1963	John Pincavage	15	136	9.1	0
1964	John Pincavage	30	331	11.0	1
1965	John Pincavage (led ACC)	44	566	12.9	0
1966	Ed Carrington	32	411	12.8	5
1967	Frank Quayle	25	299	12.0	0
1968	Frank Quayle	30	426	14.2	2
1969	Bob Bischoff	35	498	14.2	1
1970	Dave Sullivan	37	523	14.1	2
1971	Bill Davis (led ACC)	49	617	12.6	2
1972	Dave Sullivan (led ACC)	51	662	13.0	7
1973	Harrison Davis (led ACC)	44	773	17.6	5
1974	Tom Fadden	34	416	12.2	3
1975	Tom Fadden (led ACC)	48	620	12.9	2
1976	Jim Wicks	29	297	10.2	0
1977	Jim Theiling	16	190	10.6	0
1978	Jim Theiling	16	239	14.9	1
1979	Mike Newhall	20	196	9.8	1
1980	Tommy Vigorito	29	239	8.2	1
1981	Kevin Riccio	32	351	11.0	5
1982	Henry Johnson	21	377	18.0	2
1983	Billy Smith	42	777	18.5	4
1984	Geno Zimmerlink	22	350	15.9	2
	Jon Muha	22	283	12.9	1
1985	Geno Zimmerlink	24	412	17.2	3
	Jon Muha	24	299	12.5	1
1986	Keith Mattioli	44	717	16.3	3
1987	John Ford	48	855	17.8	6
1988	John Ford	29	444	15.3	2
1989	Bruce McGonnigal	42	634	15.1	6
1990	Herman Moore	54	1190	22.0	13
1991	Terry Kirby	37	406	11.0	2
1992	Terry Kirby	28	241	8.6	2
1993	Patrick Jeffers	32	580	18.1	6
1994	Tyrone Davis	38	691	18.2	10
1995	Patrick Jeffers	34	517	15.2	3
1996	Germane Crowell	33	687	20.8	3
1997	Germane Crowell	53	969	18.3	9
1998	Terrence Wilkins	45	811	18.0	1
1999	Billy McMullen	28	483	17.2	6
	Kevin Coffey	28	437	15.6	7
2000	Billy McMullen	30	541	18.0	3
2001	Billy McMullen (led ACC)	83	1060	12.8	12
2002	Billy McMullen	69	894	13.0	3
2003	Heath Miller	70	835	11.9	6
2004	Heath Miller	41	541	13.2	5
2005	Deyon Williams	58	767	13.2	7
2006	Kevin Ogletree	52	582	11.2	4
2007	Mikell Simpson	43	402	9.3	2
2008	Kevin Ogletree	58	723	12.5	5
2009	Kris Burd	31	413	13.3	1
2010	Kris Burd	58	799	13.8	5
2011	Kris Burd	66	913	13.8	3
2012	Perry Jones	49	397	8.1	0
2013	Jake McGee	43	395	9.2	2
2014	Canaan Severin	42	578	13.8	5
2015	Taquan Mizzell	75	721	9.6	4
2016	Taquan Mizzell	52	404	7.8	2
2017	Olamide Zaccheaus	85	895	10.5	5
2018	Olamide Zaccheaus (led ACC)	93	1058	11.4	9

100-Yard Receivers

Date	Opponent	No.	Yds	Avg.	TD
Germane Crowell (9)					
Nov. 18, 1995	Virginia Tech	5	112	22.4	2
Oct. 26, 1996	Florida State	6	126	21.0	1
Nov. 9, 1996	Clemson	4	110	27.5	0
Sept. 4, 1997	Auburn	6	102	17.0	1
Oct. 11, 1997	Clemson	6	100	16.7	1
Oct. 25, 1997	Florida State	5	163	32.6	0
Nov. 8, 1997	Georgia Tech	6	128	21.3	1
Nov. 15, 1997	NC State	6	108	18.0	1
Nov. 29, 1997	Virginia Tech	9	162	18.0	2
Kris Burd (9)					
Sept. 4, 2010	Richmond	7	122	17.4	1
Sept. 25, 2010	VMI	8	119	14.9	1
Oct. 2, 2010	Florida State	4	118	29.5	1
Oct. 30, 2010	Miami	7	104	14.9	0
Sept. 17, 2011	North Carolina	7	110	15.7	0
Oct. 1, 2011	Idaho	8	123	15.4	0
Nov. 5, 2011	Maryland	9	112	12.4	0
Nov. 26, 2011	Virginia Tech	7	100	14.3	0
Dec. 31, 2011	Auburn	6	103	17.2	2
Herman Moore (8)					
Oct. 29, 1988	Virginia Tech	7	175	25.0	1
Sept. 23, 1989	Duke	5	134	26.8	2
Oct. 7, 1989	Clemson	3	136	45.3	1
Oct. 13, 1989	North Carolina	4	116	29.0	1
Sept. 22, 1990	Duke	5	105	21.0	2
Oct. 13, 1990	NC State	6	162	27.0	2
Nov. 3, 1990	Georgia Tech	9	234	26.0	1
Nov. 24, 1990	Virginia Tech	6	180	30.0	1
Billy McMullen (8)					
Oct. 16, 1999	NC State	4	109	27.3	2
Sept. 16, 2000	Duke	8	189	23.6	2
Oct. 6, 2001	Maryland	11	175	15.9	1
Oct. 13, 2001	North Carolina	11	122	11.1	1
Nov. 3, 2001	Wake Forest	7	107	15.3	1
Nov. 17, 2001	Virginia Tech	7	130	18.6	0
Aug. 31, 2002	Florida State	5	101	20.2	0
Nov. 9, 2002	Penn State	10	122	12.2	0
Olamide Zaccheaus (8)					
Sept. 24, 2016	Central Michigan	8	141	17.6	2
Sept. 16, 2017	UConn	9	122	13.6	1
Oct. 14, 2017	North Carolina	5	100	20.0	1
Sept. 1, 2018	Richmond	6	101	16.8	1
Sept. 15, 2018	Ohio	9	247	27.4	2
Sept. 29, 2018	NC State	9	109	12.1	2
Oct. 27, 2018	North Carolina	10	108	10.8	0
Dec. 29, 2018	South Carolina	12	100	8.3	3
John Ford (7)					
Sept. 15, 1984	VMI	3	133	44.3	2
Sept. 6, 1986	South Carolina	5	104	20.8	1
Sept. 26, 1987	Duke	7	163	23.3	2
Oct. 10, 1987	Clemson	5	109	21.8	0
Oct. 17, 1987	South Carolina	8	121	15.1	0
Nov. 14, 1987	North Carolina	7	116	16.6	0
Nov. 12, 1988	North Carolina	4	100	25.0	1
Terrence Wilkins (6)					
Sept. 4, 1997	Auburn	7	107	15.3	1
Nov. 15, 1997	NC State	8	117	14.6	2
Oct. 17, 1998	Georgia Tech	7	131	18.7	1
Oct. 31, 1998	Wake Forest	7	101	14.4	0
Nov. 14, 1998	North Carolina	4	167	41.8	0
Nov. 28, 1998	Virginia Tech	7	141	20.1	0
Patrick Jeffers (5)					
Sept. 11, 1993	Navy	4	124	31.0	2
Oct. 30, 1993	NC State	4	127	31.8	1
Nov. 19, 1994	Virginia Tech	6	116	19.3	0
Nov. 25, 1994	NC State	6	153	25.5	1
Sept. 23, 1995	Clemson	4	112	28.0	1
Tyrone Davis (4)					
Sept. 5, 1992	Maryland	6	117	19.5	1
Sept. 10, 1994	Navy	9	119	13.2	3
Oct. 22, 1994	North Carolina	5	124	24.8	2
Nov. 5, 1994	Duke	3	107	35.7	2
Demetrius "Pete" Allen (4)					
Sept. 12, 1992	Navy	3	114	38.0	2
Oct. 14, 1995	Duke	5	160	32.0	2
Oct. 21, 1995	Texas	3	102	34.0	0
Nov. 2, 1995	Florida State	4	109	27.3	1
Sonny Randle (3)					
Sept. 20, 1958	Clemson	6	109	18.2	1
Nov. 15, 1958	South Carolina	6	105	17.5	0
Nov. 22, 1958	Maryland	5	106	21.2	0



Date	Opponent	No.	Yds	Avg.	TD
Ed Carrington (3)					
Nov. 21, 1964	Maryland	5	103	20.6	0
Nov. 20, 1965	Maryland	5	115	23.0	4
Sept. 24, 1966	Clemson	10	113	11.3	0
Frank Quayle (3)					
Sept. 24, 1966	Clemson	7	103	14.7	2
Oct. 15, 1966	VMI	3	127	42.3	1
Oct. 21, 1967	South Carolina	7	101	14.4	0
Dave Sullivan (3)					
Oct. 17, 1970	Army	6	110	18.3	0
Nov. 20, 1971	Maryland	6	102	17.0	0
Oct. 14, 1972	VMI	7	133	19.0	1
Harrison Davis (3)					
Sept. 22, 1973	Missouri	6	124	20.7	1
Oct. 20, 1973	Virginia Tech	8	118	14.8	1
Nov. 3, 1973	North Carolina	6	178	29.7	1
Billy Smith (3)					
Oct. 2, 1982	NC State	7	128	18.3	0
Oct. 8, 1983	Clemson	5	125	25.0	1
Oct. 15, 1983	VMI	5	121	24.2	1
Bruce McGonnigal (3)					
Oct. 22, 1988	Wake Forest	5	115	23.0	0
Sept. 16, 1989	Georgia Tech	6	157	26.2	0
Oct. 21, 1989	Wake Forest	8	137	17.1	2
Heath Miller (3)					
Nov. 22, 2003	Georgia Tech	6	110	18.3	1
Nov. 29, 2003	Virginia Tech	13	145	11.2	0
Oct. 16, 2004	Florida State	9	110	12.2	0
Kevin Ogletree (3)					
Oct. 14, 2006	Maryland	3	133	44.3	2
Sept. 6, 2008	Richmond	8	103	12.9	0
Oct. 4, 2008	Maryland	5	100	20.0	2
Joe Kehoe (2)					
Nov. 12, 1960	Navy	4	123	30.8	1
Nov. 19, 1960	Maryland	11	108	9.8	0
Bob Bischoff (2)					
Nov. 15, 1969	Tulane	7	117	16.7	0
Oct. 31, 1970	North Carolina	6	114	19.0	1
Bill Davis (2)					
Oct. 2, 1971	Vanderbilt	7	135	19.3	1
Nov. 13, 1971	North Carolina	7	159	22.7	0
Ken Shelton (2)					
Sept. 14, 1974	Navy	8	105	13.1	3
Sept. 21, 1974	William & Mary	9	241	26.8	3
Greg Taylor (2)					
Oct. 24, 1981	Wake Forest	6	130	21.7	2
Nov. 11, 1981	North Carolina	6	106	17.7	1
Quentin Walker (2)					
Nov. 13, 1982	North Carolina	4	101	25.3	0
Sept. 3, 1983	Duke	2	145	72.5	2
Nick Merrick (2)					
Oct. 23, 1982	Wake Forest	4	137	34.3	1
Nov. 24, 1984	Maryland	9	117	13.0	0
Keith Mattioli (2)					
Nov. 15, 1986	North Carolina	6	109	18.2	0
Oct. 3, 1987	VMI	8	137	17.1	0
Kevin Coffey (2)					
Nov. 28, 1998	Virginia Tech	5	111	22.2	1
Sept. 4, 1999	North Carolina	4	101	25.3	1
Deyon Williams (2)					
Nov. 12, 2005	Georgia Tech	10	107	10.7	1
Nov. 26, 2005	Miami	6	152	25.3	2
Tim Smith (2)					
Nov. 5, 2011	Maryland	5	101	20.2	0
Nov. 26, 2013	Georgia Tech	10	151	15.1	0
Darius Jennings (2)					
Sept. 29, 2012	Louisiana Tech	6	136	22.7	0
Oct. 26, 2013	Georgia Tech	13	119	9.2	2
Taquan Mizzell (2)					
Sept. 5, 2015	UCLA	8	100	12.5	1
Sept. 19, 2015	William & Mary	5	123	24.6	1
Canaan Severin (2)					
Sept. 12, 2015	Notre Dame	11	153	13.9	0
Nov. 14, 2015	Louisville	8	116	14.5	3

Date	Opponent	No.	Yds	Avg.	TD
Andre Levrone (2)					
Sept. 16, 2017	UConn	4	127	31.8	1
Sept. 22, 2017	Boise State	5	141	28.2	2
Steve Osisek (1)					
Nov. 5, 1949	Pennsylvania	7	100	14.3	1
Gene Schroeder (1)					
Oct. 21, 1950	VMI	7	112	16.0	1
John Pincavage (1)					
Sept. 18, 1965	Duke	6	110	18.3	0
Kenny Poates (1)					
Oct. 2, 1965	North Carolina	5	104	20.8	1
Jeff Anderson (1)					
Nov. 23, 1968	Maryland	5	132	26.4	1
Chuck Belic (1)					
Oct. 21, 1972	Clemson	6	129	21.5	0
Jim Theiling (1)					
Nov. 18, 1978	North Carolina	7	113	16.1	0
Cole Egan (1)					
Sept. 20, 1980	NC State	6	112	18.7	0
Henry Johnson (1)					
Oct. 24, 1981	Wake Forest	6	121	20.2	1
Kevin Riccio (1)					
Nov. 6, 1982	Georgia Tech	7	103	14.7	1
Barry Word (1)					
Oct. 22, 1983	Wake Forest	2	102	51.0	1
Jon Muha (1)					
Sept. 15, 1984	VMI	8	106	13.3	1
Aaron Mundy (1)					
Sept. 7, 1991	Maryland	8	116	14.5	0
Derick Byrd (1)					
Sept. 30, 1995	Wake Forest	5	121	24.2	1
Thomas Jones (1)					
Nov. 13, 1999	Buffalo	2	110	55.0	1
Tavon Mason (1)					
Sept. 29, 2001	Duke	4	100	25.0	1
Alvin Pearman (1)					
Oct. 18, 2003	Florida State	16	134	8.4	1
Ottawa Anderson (1)					
Sept. 3, 2005	Western Mich.	3	109	36.3	0
Tom Santi (1)					
Dec. 30, 2005	Minnesota	5	128	25.6	0
Mikell Simpson (1)					
Oct. 20, 2007	Maryland	13	152	11.7	0
Dontrelle Inman (1)					
Nov. 6, 2010	Duke	10	239	23.9	1
Perry Jones (1)					
Sept. 29, 2012	Louisiana Tech	7	100	14.3	0
Dominique Terrell (1)					
Nov. 10, 2012	Miami (Fla.)	9	127	14.1	0
Jake McGee (1)					
Oct. 12, 2013	Maryland	8	114	14.3	1
Miles Gooch (1)					
Oct. 18, 2014	Duke	6	129	21.5	0
David Eldridge (1)					
Oct. 1, 2016	Duke	2	112	56.0	1
Doni Dowling (1)					
Sept. 16, 2017	UConn	6	136	22.7	1
Joe Reed (1)					
Nov. 23, 2018	Virginia Tech	4	119	29.8	2

SCORING RECORDS

Most Points

Career—332, Connor Hughes, 2002-05
Season—134, Bill Dudley, 1941
 Sr.—134, Bill Dudley, 1941
 Jr.—115, Gene Mayer, 1914 (modern record: 102, Wali Lundy, 2004)
 Soph.—109, Connor Hughes, 2003
 Fr.—60, Kyle Kirkeide, 1993; Wali Lundy, 2002
Game—36, Gene Mayer vs. Richmond, 1915 (modern record: 26, Jim Bakhtiar vs. Virginia Tech, 1957)
 Sr.—36, Gene Mayer vs. Richmond, 1915 (modern record: 26, Jim Bakhtiar vs. Virginia Tech, 1957)
 Jr.—24, Ed Carrington vs. Maryland, 1965; Gene Arnette vs. Buffalo, 1967; Tiki Barber vs. Georgia Tech, 1995
 Soph.—24, Ray Brown vs. Richmond, 1945; Gary Helman vs. William & Mary, 1969; Terry Kirby vs. William & Mary, 1990; Wali Lundy vs. Virginia Tech, 2003
 Fr.—30, Gene Mayer vs. North Carolina, 1912 (modern record: 24, Wali Lundy vs. West Virginia, 2002)

Most Touchdowns

Career—52, Wali Lundy, 2002-05
Season—18, Gene Mayer, 1914; Bill Dudley, 1941
 Sr.—18, Bill Dudley, 1941
 Jr.—18, Gene Mayer, 1914 (modern record: 17, Wali Lundy, 2004)
 Soph.—14, Wali Lundy, 2003
 Fr.—10, Wali Lundy, 2002
Game—5, Gene Mayer vs. North Carolina, 1912; Gene Mayer vs. Richmond, 1915 (modern record: 4 on 12 occasions)
 Sr.—5, Gene Mayer vs. Richmond, 1915 (modern record: 4, Bill Dudley vs. Hampden-Sydney, 1941; Jim Bakhtiar vs. Virginia Tech, 1957; Wali Lundy vs. Temple, 2005; Keith Payne vs. Richmond, 2010)
 Jr.—4, Ed Carrington vs. Maryland, 1965; Gene Arnette vs. Buffalo, 1967; Tiki Barber vs. Georgia Tech, 1995
 Soph.—4, Ray Brown vs. Richmond, 1945; Gary Helman vs. William & Mary, 1969; Terry Kirby vs. William & Mary, 1990; Wali Lundy vs. Virginia Tech, 2003
 Fr.—5, Gene Mayer vs. North Carolina, 1912 (modern record: 4, Wali Lundy vs. West Virginia, 2002)

Most PATs

Career—134, Connor Hughes, 2002-05
Season—49, Jake McInerney, 1990
 Sr.—49, Jake McInerney, 1990
 Jr.—42, Connor Hughes, 2004
 Soph.—40, Connor Hughes, 2003
 Fr.—36, Kyle Kirkeide, 1993
Game—12, Bob Mudd vs. Johns Hopkins, 1894 (modern record: 9, Wayne Morrison vs. James Madison, 1979)

Most Run-Pass TDs

Career—83, Shawn Moore, 1987-90
Season—34, Bryce Perkins, 2018
Game—7, Waverly Whitaker vs. Randolph-Macon, 1890 (modern record: 6, Shawn Moore vs. Navy, 1990; Dan Ellis vs. Buffalo, 1999)

Most FGs Made

Career—66, Connor Hughes, 2002-05
Season—23, Connor Hughes, 2003
 Sr.—21, Rafael Garcia, 1996; Connor Hughes, 2005
 Jr.—22, Ian Frye, 2014
 Soph.—23, Connor Hughes, 2003
 Fr.—9, Wayne Morrison, 1979
Game—5, Rafael Garcia vs. Virginia Tech, 1994 (att. 5); Connor Hughes vs. Georgia Tech, 2003 (att. 5); Chris Gould vs. North Carolina, 2007 (att. 5)

Most FGs Attempted

Career—79, Connor Hughes, 2002-05
Season—27, Rafael Garcia, 1995, 1996; Ian Frye, 2014
 Sr.—27, Rafael Garcia, 1996
 Jr.—27, Rafael Garcia, 1995; Ian Frye, 2014
 Soph.—25, Connor Hughes, 2003
 Fr.—16, Joe Jenkins, 1973; Wayne Morrison, 1979
Game—6, Todd Braverman vs. North Carolina, 1998 (made 3)

Most Points Kicking

Career—332, Connor Hughes, 2002-05
Season—109, Connor Hughes, 2003
 Sr.—99, Connor Hughes, 2005
 Jr.—100, Ian Frye, 2014
 Soph.—109, Connor Hughes, 2003
Fr.—61, A.J. Mejia, 2017
Game—18, Rafael Garcia vs. Virginia Tech, 1994
 Sr.—16, Kenny Stadlin vs. VMI, 1985; Chris Gould vs. North Carolina, 2007; Robert Randolph vs. William & Mary, 2011
 Jr.—17, Jake McInerney vs. Wake Forest, 1989
 Soph.—18, Rafael Garcia vs. Virginia Tech, 1994
 Fr.—12, Wayne Morrison vs. Duke, 1979; Connor Hughes vs. Maryland, 2002; Connor Hughes vs. West Virginia, 2002
A.J. Mejia vs. Georgia Tech, 2017

Longest Field Goals

56 Kenny Stadlin vs. Virginia Tech, 1984
 56 Rafael Garcia vs. Texas, 1995
 53 Connor Hughes vs. Wake Forest, 2003
 53 Ian Frye vs. BYU, 2013
 52 Connor Hughes vs. NC State, 2003
 52 Chris Hinkebein vs. Maryland, 2010
 51 Mark Inderlied vs. South Carolina, 1987
 51 Jake McInerney vs. Georgia Tech, 1990
 51 Chris Gould vs. North Carolina, 2007
 50 Wayne Morrison vs. Navy, 1979
 50 Rafael Garcia vs. Virginia Tech, 1994
 50 Todd Braverman vs. No. Carolina, 1999
 50 Connor Hughes vs. Georgia Tech, 2003
 50 Connor Hughes vs. Clemson, 2004
 50 Connor Hughes vs. Florida State, 2005

Consecutive Scoring Kicks

Consecutive Field Goals—14, Jake McInerney, 1989
 Consecutive PATs—88, Jake McInerney, 1989-90

Career Scoring Leaders

Player	Years	Games	TD	X-Pt	2-Pt	FG	Pts.
1. Connor Hughes	2002-05	42	0	134-138	0	66-79	332
2. Wali Lundy	2002-05	49	52	0	0	0	312
3. Gene Mayer	1912-15	31	46	17	0	0	293
4. Rafael Garcia	1993-96	39	0	98-103	0	58-76	272
5. Thomas Jones	1996-99	44	40	0	0	0	240
6. Robert Randolph	2008-11	42	1	81-81	0-1	46-60	225
7. Ian Frye	2012-15	40	0	83-85	0	45-58	218
8. Frank Quayle	1966-68	30	35	0	0-1	0	210
Tiki Barber	1993-96	41	35	0	0	0	210
10. Kenny Stadlin	1983-85	35	0	93-95	0	37-48	204
11. Kevin Parks	2011-14	48	33	0	0	0	198
12. Wayne Morrison	1979-82	44	0	79-83	0	38-66	193
13. Terry Kirby	1989-92	39	32	0	0	0	192
14. Bill Dudley	1939-41	27	25	35-50	0	1	188
15. Jake McInerney	1989-90	23	0	89-90	0	31-37	182

Season Scoring Leaders

Player	Year	TD	X-Pt	2-Pt	FG	Pts.
1. Bill Dudley	1941	18	23-28	0	1-1	134
2. Gene Mayer	1914	18	7	0	0	115
3. Connor Hughes	2003	0	40-40	0	23-25	109
4. Thomas Jones	1999	17	0	0	0	102
Wali Lundy	2004	17	0	0	0	102
6. Ian Frye	2014	0	34-35	0	22-27	100
7. Connor Hughes	2005	0	36-36	0	21-24	99
8. Tiki Barber	1995	16	0	0	0	96
Rafael Garcia	1996	0	33-33	0	21-27	96
Keith Payne	2010	16	0	0	0	96
11. Gene Mayer	1915	14	10	0	0	94
Jake McInerney	1990	0	49-50	0	15-17	94
13. Connor Hughes	2004	0	42-45	0	17-24	93
14. Rafael Garcia	1995	0	31-36	0	20-27	91
15. Tiki Barber	1996	15	0	0	0	90
Thomas Jones	1998	15	0	0	0	90




Annual Scoring Leaders

Year	Player	TD	X Pt	FG	Pts.
1940	Bill Dudley	5	3-8	0	33
1941	Bill Dudley (led nation)	18	23-28	1-1	134
1942	Herb Munhall	5	0	0	30
1943	Charlie Sackett	3	0	0	18
1944	John Duda	8	3-7	0	51
1945	Ray Brown	11	0	0	66
1946	Ray Brown	7	0	0	42
	John Duda	4	18-25	0	42
1947	George Grimes	5	26-35	0	56
1948	Floyd Tayloe	6	0	0	36
	Barney Gill	6	0	0	36
1949	John Papit	9	0	0	54
1950	John Papit	8	0	0	48
1951	Mel Roach	3	27-34	0	45
1952	Mel Roach	2	37-43	0	49
1953	Henry Strempek	3	0	0	18
1954	Herb Hartwell	4	0	0	24
1955	Jim Bakhtiar	4	12-14	0	36
1956	Jim Bakhtiar	3	9-12	1	30
1957	Jim Bakhtiar	6	7-14	0	43
1958	Sonny Randle	5	0	0	30
1959	Tom Gravins	5	4-6&	0	35
1960	Tony Ulehla	4	1-1**	0	26
1961	Bob Rowley	0	12-13	3	21
1962	Gary Cuozzo	6	0	0	36
1963	Bob Dunphey	4	2-2†	0	28
1964	Bob Davis	10	1-3†	0	62
1965	Ed Carrington	6	0	0	36
1964	Bob Davis	6	0	0	36
1966	Frank Quayle (led ACC)	11	0-1†	0	66
1967	Frank Quayle	10	0	0	60
1968	Frank Quayle (led ACC)	14	0-1†	0	84
1969	Gary Helman	7	1-1	0	43
1970	Gary Helman	9	0	0	54
1971	Billy Maxwell	0	12-13	8-17	36
1972	Billy Maxwell	0	23-23	8-11	47
1973	Scott Gardner	5	1-5†	0	32
1974	Ken Shelton	9	0	0	54
1975	David Sloan	9	0	0	54
1976	Joe Jenkins	0	10-11	6-11	28
1977	Russ Henderson	0	4-4	5-7	19
1978	Dan Hottowe	4	3-3	0	27
1979	Greg Taylor	11	0	0	66

Year	Player	TD	X Pt	FG	Pts.
1980	Wayne Morrison	0	15-15	11-16	48
1981	Wayne Morrison	0	12-13	7-14	33
1982	Wayne Morrison	0	23-24	11-19	56
1983	Kenny Stadlin	0	28-29	12-16	64
1984	Kenny Stadlin	0	37-37	9-13	64
1985	Kenny Stadlin	0	28-29	16-19	76
1986	Jeff Gaffney	0	17-17	12-16	53
1987	Mark Inderlied	0	30-30#	13-19	70
1988	Mark Inderlied	0	27-27	14-20	69
1989	Jake McInerney	0	40-40	16-20	88
1990	Jake McInerney (led ACC)	0	49-50	15-17	94
1991	Michael Husted	0	39-39	11-17	72
1992	Michael Husted	0	35-40	13-16	74
1993	Kyle Kirkeide	0	36-37	8-12	60
1994	Rafael Garcia (led ACC)	0	34-34	17-22	85
1995	Tiki Barber	16	0	0	96
1996	Rafael Garcia	0	33-33	21-27	96
	Germene Crowell	9	1†	0	56
1997	John Allen Roberts	0	32-32	8-14	56
1998	Thomas Jones	15	0	0	90
1999	Thomas Jones	17	0	0	102
2000	David Greene	0	27-28	11-15	60
2001	Billy McMullen	12	0	0	72
2002	Wali Lundy	10	0	0	60
2003	Connor Hughes	0	40-40	23-25	109
2004	Wali Lundy (led ACC)	17	0	0	102
2005	Connor Hughes	0	36-36	21-24	99
2006	Chris Gould	0	18-18	11-19	51
2007	Chris Gould	0	35-37	16-20	83
2008	Cedric Peerman	7	0	0	42
2009	Robert Randolph	0	6-6	17-19	57
2010	Keith Payne	16	0	0	96
2011	Robert Randolph	0	32-32	16-23	80
2012	Drew Jarrett	0	27-27	8-12	51
2013	Kevin Parks	12	0	0	72
2014	Ian Frye	0	34-35	22-27	100
2015	Ian Frye	0	34-35	17-22	85
2016	Albert Reid	7	1†	0	44
2017	A.J. Mejia	0	37-37	8-12	61
2018	Brian Delaney	0	25-25	12-16	61

† 2-pt. conversions
 *** includes 1 of 1 2-pt. conversions
 & includes 1 of 3 2-pt. conversions



Kicker Connor Hughes is Virginia's career scoring leader with 332 points.



Joe Reed enters 2019 holding the UVA career record for kickoff return yardage with 2,246 yards.

KICKOFF RETURNS

Most Kickoffs Returned

Career—82, Joe Reed, 2016-pres.
Season—42, Khalek Shepherd, 2012
Game—9, Olamide Zaccheaus vs. Boise State, 2015

Kickoff Return Yardage

Career—2246, Joe Reed, 2016-pres.
Season—929, Khalek Shepherd, 2012
Game—231, Olamide Zaccheaus vs. Boise State, 2015

Longest Kickoff Returns

- 100 Tavon Mason, Georgia Tech, 2001
 - 100 Marquis Weeks, North Carolina, 2002
 - 100 Marquis Weeks, North Carolina, 2004
 - 99 Henry Massie, North Carolina, 1963
 - 98 Joe Reed, Navy, 2017**
 - 96 Jerrod Washington, Georgia Tech, 1992
 - 95 Jim Ashwell, Washington & Lee, 1951
 - 93+ Alvin Pearman, North Carolina, 2004
 - 92 Joe Reed, Georgia Tech, 2017**
 - 91+ Malcolm Pittman, Maryland, 1983
 - 90 John Pincavage, South Carolina, 1965
 - 90 Frank Quayle, South Carolina, 1967
 - 90 Jerrod Washington, Virginia Tech, 1991
 - 90 Joe Reed, Liberty, 2018**
 - 87 Bill Dudley, Tennessee, 1940
 - 87 Raynard Horne, VMI, 2010
 - 86+ Darius Jennings, Richmond, 2014
 - 85+ Sean McCall, Maryland, 1978
 - 82 Henry Strempek, Richmond, 1952
 - 82 Joe Rowe, Central Michigan, 1996
 - 80+ Bill Dudley, VMI, 1939
 - 78+ Tom Krebs, South Carolina, 1963
 - 76+ Tyree Foreman, Maryland, 1999
 - 74+ Sonny Randle, Virginia Tech, 1958
 - 72+ Khalek Shepherd, Georgia Tech, 2012
 - 70 Terence Fells-Danzer, Eastern Michigan, 2010
 - 68+ Frank Quayle, Tulane, 1966
 - 68+ Marquis Weeks, Pittsburgh, 2003
 - 68+ Michael Johnson, Duke, 2005
 - 67+ Andrew Pearman, Wyoming, 2007
 - 65+ Larry Holmes, Georgia Tech, 1993
 - 64+ Mike Bennett, Virginia Tech, 1973
- +Non-scoring play

Annual Kickoff Return Leaders

Year	Player	No.	Yds.	Avg.	TD
1940	Bill Dudley	14	356	25.4	1
1941	Eddie Bryant	6	99	16.5	0
1942	Eddie Bryant	3	76	25.3	0
1944	Dick Davis	2	46	23.0	0
1946	Ray Brown	5	115	23.0	0
1947	Bruce Bailey	8	143	17.9	0
1948	Joe McCary	8	169	21.1	0
1949	John Papit	17	397	23.4	0
1950	Gerry Furst	7	114	16.3	0
1951	Jim Ashwell	3	125	41.7	1
1952	Eddie Knowles	4	106	26.5	0
1953	Henry Strempek	10	240	24.0	1
1954	Henry Strempek	6	114	19.0	0
1955	Jim Bakhtiar	8	151	18.9	0

Year	Player	No.	Yds.	Avg.	TD
1956	Jim Bakhtiar	6	113	18.8	0
1957	Carl Moser	10	248	24.8	0
1958	Sonny Randle (led nation)	21	506	24.1	0
1959	Tom Gravins (led ACC)	17	346	20.4	0
1960	Ted Rzempoluch	11	221	20.1	0
1961	Bobby Freeman	9	162	18.0	0
1962	Bobby Freeman	7	155	22.1	0
1963	Henry Massie	5	184	36.8	1
1964	Roger Davis (led ACC)	21	461	22.0	0
1965	John Pincavage	14	344	24.6	1
1966	Frank Quayle	18	439	24.4	0
1967	Frank Quayle	17	422	24.8	1
1968	Frank Quayle	12	230	19.2	0
1969	Chuck Mooser	18	368	20.4	0
1970	Jim Lacey	16	360	22.5	0
1971	Gerard Mullins	17	405	23.8	0
1972	Kent Merritt	10	227	22.7	0
1973	Gerard Mullins	12	276	23.0	0
1974	Joe Sroba	18	440	24.4	0
1975	Joe Sroba	31	647	20.9	0
1976	Joe Sroba	25	558	22.3	0
1977	Tom Vigorito	23	504	21.9	0
1978	Sean McCall (led ACC)	19	511	26.9	0
1979	Sean McCall	17	350	20.6	0
1980	Dave Hall	14	285	20.4	0
1981	Greg Taylor	6	164	27.3	0
1982	Malcolm Pittman	30	617	20.6	0
1983	Malcolm Pittman	20	486	24.3	0
1984	Barry Word	18	351	19.5	0
1985	Malcolm Pittman	20	440	22.0	0
1986	Chris Warren	34	768	22.6	0
1987	Darrell Wynn	12	215	17.9	0
1988	Tim Finkelston	14	324	23.1	0
1989	Terry Kirby	13	257	19.8	0
1990	Larry Holmes	16	328	20.5	0
1991	Jerrod Washington	13	339	26.1	1
1992	Jerrod Washington	23	464	20.2	1
1993	Jerrod Washington	14	253	18.1	0
1994	Demetrius "Pete" Allen	11	207	18.8	0
1995	Demetrius "Pete" Allen	29	608	21.0	0
1996	Terrence Wilkins	14	290	20.7	0
1997	Terrence Wilkins	21	441	21.0	0
1998	Antwoine Womack	12	236	19.7	0
1999	Tavon Mason	9	176	19.6	0
2000	Tavon Mason	16	346	21.6	0
2001	Tavon Mason	19	482	25.4	1
2002	Wali Lundy	17	409	24.1	0
2003	Tony Franklin	13	336	25.8	0
2004	Marquis Weeks	11	354	32.2	1
2005	Cedric Peerman	21	542	25.8	0
2006	Cedric Peerman	19	519	27.3	0
2007	Andrew Pearman	29	608	21.0	0
2008	Chase Minnifield	21	490	23.3	0
2009	Chase Minnifield	22	513	23.3	0
2010	Raynard Horne	23	573	24.9	1
2011	Darius Jennings	30	599	20.0	0
2012	Khalek Shepherd	42	929	22.1	0
2013	Darius Jennings	24	522	21.8	0
2014	Darius Jennings	25	677	27.1	0
2015	Olamide Zaccheaus	28	541	19.3	0
2016	Joe Reed	27	678	25.1	0
2017	Joe Reed (led ACC)	29	861	29.7	2
2018	Joe Reed	26	707	27.2	1



PUNT RETURNS

Punts Returned

Career—100, Pat Chester, 1978-82

Season—35, Jimmy Lesane, 1951

Game—9, Eddie Bryant vs. Hampden-Sydney, 1942

Punt Return Yardage

Career—808, Pat Chester, 1978-82

Season—481, Bill Dudley, 1941

Game—140, Jimmy Lesane vs. Virginia Tech, 1951

Longest Punt Returns


95	Harry Martin to Bus Male to Harry Martin, Maryland, 1935
89	Bill Dudley, Lafayette, 1941
79	Terry Sieg, Virginia Tech, 1962
+79	Jason Wallace, Clemson, 1990
76	Chris Warren, Navy, 1986
+75	Gene Schroeder, Pennsylvania, 1950
+75	Steve Sroba, Maryland, 1972
74	Tiki Barber, Navy, 1994
74	Tiki Barber, NC State, 1996
74	Maurice Canady, William & Mary, 2015
72	Eddie Knowles, Virginia Tech, 1952
70	Bobby Freeman, Wake Forest, 1961
70	Gerard Mullins, Vanderbilt, 1971
70	Pat Chester, Duke, 1980
70	Alvin Pearman, Temple, 2004

+ Non-scoring play

Annual Punt Return Leaders

Year	Player	No.	Yds.	Avg.	TD
1940	Eddie Bryant	28	421	15.0	2
1941	Bill Dudley	28	481	17.2	1
1942	Eddie Bryant	13	112	8.6	0
1944	Charlie Ellis	12	137	11.4	0
1946	Billy Pennel	5	68	13.6	0
1947	Billy Pennel	10	164	16.4	1
1948	Barney Gill	14	215	15.4	0
1949	Steve Osisek	12	173	14.4	0
1950	Gene Schroeder	14	205	14.6	0
1951	Jimmy Lesane	35	387	11.1	0
1952	Eddie Knowles	32	365	11.4	3
1953	Eddie Knowles	4	114	28.5	1
1954	Eddie Knowles	9	72	8.0	0
1955	Nick Lawyer	4	70	17.5	1
1956	Ralph Kneeland	4	67	16.8	0
1957	Sonny Randle	5	46	9.2	0
1958	Sonny Randle	5	47	9.4	0
1959	Fred Trainor	5	42	8.4	0
1960	Carl Kuhn	4	74	18.5	0
1961	Bobby Freeman	4	81	20.3	1
1962	Terry Sieg	6	157	26.2	1

Year	Player	No.	Yds.	Avg.	TD
1963	Gene Angle	4	54	13.5	0
1964	Roger Davis	10	89	8.9	0
1965	John Pincavage	12	135	11.3	0
1966	George Stetter	18	182	10.1	0
1967	Paul Klingensmith	12	125	10.4	0
1968	Chuck Mooser	9	127	14.1	1
1969	Chuck Mooser	8	85	10.6	0
1970	Dave Sullivan	17	125	7.4	0
1971	Gerard Mullins	31	298	9.6	1
1972	Gerard Mullins	16	183	11.4	0
1973	Gerard Mullins	17	107	6.3	0
1974	Tom Fadden	19	109	5.7	0
1975	Joe Sroba	8	59	7.4	0
1976	Derrick Glasper	11	61	5.5	0
1977	Mickey Spady	16	64	4.0	0
1978	Pat Chester	31	190	6.1	0
1979	Pat Chester (led ACC)	25	248	9.9	2
1980	Pat Chester (led ACC)	19	192	10.1	1
1981	Bob Sweeney	13	41	3.2	0
1982	Pat Chester	19	128	6.7	0
1983	Bart Farinholt	15	105	7.0	0
1984	Ray Daly	20	161	8.1	0
1985	Chris Warren	26	168	6.5	0
1986	Chris Warren	17	136	8.0	1
1987	Tim Finkelston	25	182	7.3	0
1988	Tim Finkelston	25	177	7.1	0
1989	Tim Finkelston	22	159	7.2	0
1990	Jason Wallace	32	403	12.6	1
1991	Larry Holmes	26	219	8.4	0
1992	Jerrold Washington	20	87	4.4	0
1993	Larry Holmes	13	104	8.0	0
1994	Tiki Barber	17	181	10.6	1
1995	Tiki Barber	32	272	8.5	0
1996	Tiki Barber (led ACC)	19	241	12.7	1
1997	Terrence Wilkins	17	94	5.5	0
1998	Terrence Wilkins	17	165	9.7	0
1999	Arlen Harris	16	198	12.4	0
2000	James Johnson	20	115	5.8	0
2001	Alvin Pearman	27	247	9.1	0
2002	Marques Hagans	29	262	9.0	1
2003	Marques Hagans	28	269	9.6	0
2004	Alvin Pearman	28	314	11.2	1
2005	Emmanuel Byers	8	81	10.1	0
2006	Mike Brown	14	134	9.6	0
2007	Vic Hall	23	230	10.0	0
2008	Vic Hall	16	102	6.4	0
2009	Chase Minnifield	20	88	4.4	0
2010	Chase Minnifield	13	84	6.5	0
2011	Dominique Terrell	14	61	4.4	0
2012	Khalek Shepherd	23	89	3.3	0
2013	Dominique Terrell	18	142	7.9	0
2014	Khalek Shepherd	26	115	4.4	0
2015	Maurice Canady	5	126	25.2	1
2016	Daniel Hamm	22	216	9.8	0
2017	Daniel Hamm	22	98	4.5	0
2018	Tavares Kelly	13	143	11.0	0



Pat Chester has the most career punt returns in UVA history. He led the ACC in 1979 and 1980.

ALL-PURPOSE YARDS

All-Purpose Yards

Career—4981, Frank Quayle, 1966-68

Season—2054, Thomas Jones, 1999

Sr.—2054, Thomas Jones, 1999

Jr.—1906, Tiki Barber, 1995

Soph.—1616, Frank Quayle, 1966

Fr.—1670, Wali Lundy, 2002

Game—331, Thomas Jones vs. Buffalo, 1999

Sr.—331, Thomas Jones vs. Buffalo, 1999

Jr.—311, Tiki Barber vs. Florida State, 1995

Soph.—271, Mikell Simpson vs. Maryland, 2007

Fr.—239, Wali Lundy vs. West Virginia, 2002

Career All-Purpose Yards Leaders

Player	Years	Rush	Rec.	PR	KOR	Tot.
1. Frank Quayle	1966-68	2695	1145	50	1091	4981
2. Alvin Pearman	2001-04	2394	1396	600	579	4969
3. Tiki Barber	1993-96	3389	602	694	184	4869
4. Thomas Jones	1996-99	3998	571	82	47	4698
5. Terry Kirby	1989-92	3348	1022	0	267	4637
6. Wali Lundy	2002-05	3193	895	0	409	4497
7. Taquan Mizzell	2013-16	2075	1560	0	683	4318
8. Olamide Zaccheaus	2015-18	551	2753	34	685	4024
9. Kevin Parks	2011-14	3219	779	0	0	3998
10. John Papit	1947-50	3238	85	7	651	3981
11. Tommy Vigorito	1977-80	2913	415	7	587	3922
12. Perry Jones	2009-12	2033	1165	92	432	3722
13. Darius Jennings	2011-14	183	1667	30	1839	3719
14. Bill Dudley	1939-41	1631	208	793	605	+3396
15. Cedric Peerman	2005-08	1749	344	0	1256	3349

+ includes interception returns for 159 yards

Season All-Purpose Yards Leaders

Player	Year	G	Rush	Rec.	PR	KOR	Tot.	Avg.
1. Thomas Jones	1999	11	1798	239	17	0	2054	186.7
2. Alvin Pearman	2004	12	1037	402	314	195	1938	161.5
3. Tiki Barber	1995	12	1397	216	272	21	1906	158.8
4. Frank Quayle	1968	10	1213	426	0	230	1869	186.9
5. Tiki Barber	1996	11	1360	258	241	0	1859	169.0
6. Bill Dudley	1941	9	968	60	481	89	+1674	186.0
7. Wali Lundy	2002	14	826	435	0	409	1670	119.3
8. Frank Quayle	1966	10	727	420	30	439	1616	161.6
9. John Papit	1949	10	1214	0	0	397	1611	161.1
10. Marcus Wilson	1989	12	1098	161	0	284	1543	128.6
11. Thomas Jones	1998	11	1303	179	13	27	1522	138.4
12. Frank Quayle	1967	10	755	299	20	422	1496	149.6
13. Taquan Mizzell	2015	12	671	721	0	96	1488	124.0
14. Perry Jones	2011	13	915	506	47	0	1468	112.9
15. Chris Warren	1986	11	380	162	136	768	1446	131.5

+ includes interception returns for 76 yards

Single-Game All-Purpose Yards Leaders

Player	Rush	Rec.	PR	KOR	Tot.
1. Thomas Jones vs. Buffalo, 1999	221	110	0	0	331
2. Bill Dudley vs. North Carolina, 1941	215	0	59	51	325
3. Tiki Barber vs. Florida State, 1995	193	45	73	0	311
4. John Papit vs. George Washington, 1949	203	0	0	81	284
5. Frank Quayle vs. Maryland, 1968	216	45	0	11	272
6. Mikell Simpson* vs. Maryland, 2006	119	152	0	0	271
7. Alvin Pearman vs. Duke, 2004	223	44	0	0	267
8. Bill Dudley vs. Lehigh, 1941	167	20	78	0	265
9. Frank Quayle vs. Davidson, 1968	153	85	0	21	259
10. Tiki Barber vs. Duke, 1995	185	27	43	0	255
11. Frank Quayle vs. Tulane, 1968	121	49	0	84	254
12. Frank Quayle vs. Maryland, 1966	221	31	0	0	252
13. Frank Quayle vs. South Carolina, 1967	39	101	0	111	251
14. John Papit vs. VMI, 1949	157	0	0	93	250
Alvin Pearman vs. Virginia Tech, 2004	147	32	16	55	250



Halfback Frank Quayle piled up a school-record 4,981 career all-purpose yards from 1966-68. He led the nation with 1,616 all-purpose yards as a sophomore in 1966.



Tailback Thomas Jones set an ACC record with 2,054 all-purpose yards in 1999. He also broke Bill Dudley's 58-year-old school record for most all-purpose yards in a game that season with 331 yards against Buffalo in his final home game.

Annual All-Purpose Yards Leaders

Year	Player	Rush	Rec.	Int.	PR	KOR	Tot.
1940	Bill Dudley	469	60	83	210	356	1178
1941	Bill Dudley (led nation)	968	60	76	481	89	1674
1942	Eddie Bryant	48	40	40	112	76	391
1944	John Duda	716	19	26	0	28	799
1946	Ray Brown	387	14	43	60	115	619
1947	Bruce Bailey	398	40	0	165	143	746
1948	John Papit	885	8	0	0	146	1039
1949	John Papit (led nation)	1214	0	0	0	397	1611
1950	John Papit	949	62	0	7	108	1126
1951	Bobby Pate	440	64	0	0	145	649
1952	Gerry Furst	699	0	0	0	77	776
1953	Henry Strempek	315	51	18	35	240	659
1954	Herb Hartwell	390	104	0	0	110	604
1955	Jim Bakhtiar	733	55	0	0	151	939
1956	Jim Bakhtiar	879	15	0	0	113	1007
1957	Jim Bakhtiar	822	13	0	0	55	890
1958	Sonny Randle (led ACC)	13	642	32	47	506	1240
1959	Tom Gravins	359	195	0	9	346	909
1960	Fred Shepherd	529	68	0	1	85	683
1961	Bobby Freeman	187	70	0	81	162	500
1962	Terry Sieg	216	281	20	157	131	805
1963	John Pincavage	256	136	93	37	126	648
1964	John Pincavage	177	331	0	64	293	865
1965	John Pincavage (led ACC)	119	566	0	135	344	1164
1966	F. Quayle (led ACC, nation)	727	420	0	30	439	1616
1967	Frank Quayle (led ACC)	755	299	0	20	422	1496
1968	Frank Quayle (led ACC)	1213	426	0	0	230	1869
1969	Gary Helman	851	86	0	0	48	985
1970	Jim Lacey	609	13	0	0	360	982
1971	Kent Merritt	828	73	0	0	351	1252
1972	Kent Merritt	575	28	0	0	227	830
1973	Harrison Davis	5	773	0	0	81	859
1974	Joe Sroba	632	56	0	14	440	1142
1975	David Sloan	848	179	0	56	19	1102
1976	Joe Sroba	1	169	0	0	558	728
1977	Tommy Vigorito	326	65	0	21	504	916
1978	Tommy Vigorito	800	53	0	-14	83	922
1979	Greg Taylor	933	182	0	0	0	1115

Year	Player	Rush	Rec.	Int.	PR	KOR	Tot.
1980	Tommy Vigorito	742	239	0	0	0	981
1981	Greg Taylor	102	418	0	44	164	728
1982	Antonio Rice	764	67	0	0	0	831
1983	Howard Petty	835	116	0	0	0	951
1984	Barry Word	603	75	0	0	351	1029
1985	Barry Word (led ACC)	1224	76	0	0	76	1376
1986	Chris Warren	380	162	0	136	768	1446
1987	Marcus Wilson	692	134	0	0	212	1038
1988	Tim Finkelston	0	346	0	177	324	847
1989	Marcus Wilson	1098	161	0	0	284	1543
1990	Terry Kirby	1020	324	0	0	9	1353
1991	Terry Kirby	887	406	0	0	0	1293
1992	Terry Kirby (led ACC)	1130	241	0	0	1	1372
1993	Jerrold Washington	871	72	0	54	253	1250
1994	Tiki Barber	591	126	0	181	118	1016
1995	Tiki Barber (led ACC)	1397	216	0	272	21	1906
1996	Tiki Barber (led ACC)	1360	258	0	241	0	1859
1997	Terrence Wilkins	-2	506	0	94	441	1039
1998	Thomas Jones	1303	179	0	13	27	1522
1999	Thomas Jones (led ACC)	1798	239	0	17	0	2054
2000	Antwoine Womack	1028	81	0	0	97	1206
2001	Alvin Pearman	371	283	0	247	266	1167
2002	Wali Lundy	826	435	0	0	409	1670
2003	Alvin Pearman	643	518	0	38	128	1327
2004	Alvin Pearman (led ACC)	1037	402	0	314	185	1938
2005	Cedric Peerman	237	14	0	0	542	793
2006	Jason Snelling	772	282	0	0	0	1054
2007	Mikell Simpson	570	402	0	0	57	1029
2008	Cedric Peerman	774	193	0	0	108	1075
2009	Rashawn Jackson	461	222	0	0	13	696
2010	Perry Jones	646	224	0	45	191	1106
2011	Perry Jones	915	506	0	47	0	1468
2012	Khalek Shepherd	122	129	0	89	929	1269
2013	Kevin Parks	1031	329	0	0	0	1360
2014	Darius Jennings	115	521	0	0	677	1313
2015	Taquan Mizzell	671	721	0	0	96	1488
2016	Taquan Mizzell	940	404	0	0	33	1376
2017	Olamide Zaccheaus	182	895	0	0	145	1222
2018	Joe Reed	15	465	0	0	707	1187

PUNTING RECORDS

Punts

Career—276, Russ Henderson, 1975-78
Season—85, Russ Henderson, 1977; Alec Vozenilek, 2013
Game—14, Billy Maxwell vs. South Carolina, 1972

Yardage

Career—11,951, Russ Henderson, 1975-78
Season—3,615, Russ Henderson, 1977
Game—537, Alec Vozenilek vs. BYU, 2013

Average (min. 5 punts)

Career—44.5, Nicholas Conte, 2015-16
Season—45.9, Russ Henderson, 1976
Game—52.3, Lester Coleman vs. Boston College, 2017

Longest Punts

(60 yards or more)

80 Sam Maphis, 1923, Virginia Tech
 79 Ray Quillen, 1954, Lehigh
 78 Will Brice, 1994, Georgia Tech
 77 Alec Vozenilek, 2013, Pitt
 74 Russ Henderson, 1977, Syracuse
 73 Braxton Hill, 1965, West Virginia
 72 Kevin Ferguson, 1984, Georgia Tech
 72 Ed Garno, 1991, VMI
 71 Hal Trentham, 1970, Duke
 70 Hunter Richards, 1968, Navy
 70 Will Brice, 1994, North Carolina
 70 Mike Abrams, 2000, Brigham Young
 69 Joel Dempsey, 1986, Wake Forest
 68 Whitey Michels, 1948, Virginia Tech
 68 Russ Henderson, 1975, Vanderbilt
 68 Jeff Walker, 1981, Maryland
 68 Donnie Scott, 1998, N.C. State
 67 Will Brice, 1996, N.C. State
 67 Mike Abrams, 2001, Florida State
 67 Nicholas Conte, 2015, Louisville
 67 Nicholas Conte, 2016, Virginia Tech
 66 Russ Henderson, 1976, Lehigh
 66 Jeff Walker, 1982, N.C. State
 66 Joel Dempsey, 1988, Virginia Tech
 66 Donnie Scott, 1998, Maryland
 65 Whitey Michels, 1948, Wash.& Lee
 64 Whitey Michels, 1949, Virginia Tech
 64 Harold Hoak, 1951, The Citadel
 64 Ford Mays, 1979, Clemson
 64 Fred Carter, 1987, North Carolina
 64 Will Brice, 1995, Texas
 64 Donnie Scott, 1999, BYU
 63 Russ Henderson, 1975, Maryland

63 Jeff Walker, 1981, N.C. State
 63 Donnie Scott, 1998, Duke
 63 Lester Coleman, 2017, W&M
 63 Lester Coleman, 2017, Georgia Tech
 62 Russ Henderson, 1978, Virginia Tech
 62 Joel Dempsey, 1988, Clemson
 62 Will Brice, 1993, Duke
 62 Will Brice, 1995, Wake Forest
 62 Will Brice, 1996, Georgia Tech
 62 Alec Vozenilek, 2014, BYU
 62 Lester Coleman, 2017, Duke
 62 Lester Coleman, 2017, North Carolina
 61 Russ Henderson, 1977, VMI
 61 Russ Henderson, 1978, Navy (2)
 61 Jeff Walker, 1985, Georgia Tech
 61 Will Brice, 1994, Duke
 61 Donnie Scott, 1998, Clemson
 61 Donnie Scott, 1998, Florida State
 61 Donnie Scott, 1999, N.C. State
 61 Mike Abrams, 2000, Florida State
 61 Ryan Weigand, 2007, Wyoming
 61 Lester Coleman, 2018, Indiana
 60 Jim Gillette, 1939, Hampden-Sydney
 60 Whitey Michels, 1949, Pennsylvania
 60 Henry Massie, 1963, North Carolina
 60 Hunter Richards, 1968, Navy
 60 Russ Henderson, 1975, Virginia Tech
 60 Russ Henderson, 1976, Washington
 60 Russ Henderson, 1976, VMI
 60 Russ Henderson, 1978, North Carolina
 60 Ford Mays, 1980, Virginia Tech
 60 Will Brice, 1994, North Carolina
 60 Will Brice, 1996, Florida State
 60 Lester Coleman, 2017, Boise State
 60 Lester Coleman, 2017, Boston College

Annual Punting Leaders

Year	Player	No.	Yds	Avg.	Blkd
1940	Bill Dudley	73	2540	34.8	0
1941	Bill Dudley	61	2185	35.8	2
1942	Tabb Gillette	54	1965	36.4	3
1944	Lucien Burnett	43	1452	33.8	4
1946	George Grimes	23	735	32.0	3
1947	George Grimes	50	2039	40.8	0
1948	Whitey Michels	41	1541	37.6	0
1949	Whitey Michels	42	1656	39.4	0
1950	Harold Hoak	45	1808	40.2	0
1951	Harold Hoak	43	1569	36.5	0
1952	Harold Hoak	57	2228	39.1	0
1953	Ray Quillen	24	865	36.0	0
1954	Henry Strempek	38	1388	36.5	1
1955	Wilson Tinsley	31	1140	36.8	0
1956	Alvin Cash	27	980	36.3	0
1957	Nelson Yarbrough	18	642	35.7	0
1958	Alvin Cash	15	520	34.7	0
1959	Joe Board	37	1346	36.4	0
1960	Wayne Ballard	19	599	31.5	0
1961	Tom Griggs	62	2075	33.5	0
1962	Tom Griggs	52	1892	36.4	1
1963	Tom Shuman	60	2210	36.8	1
1964	Tom Shuman	43	1491	34.7	1
1965	Braxton Hill	47	1763	37.5	0
1966	Paul Reeve	30	1055	35.2	0
1967	Braxton Hill	48	1766	36.8	0
1968	Hunter Richards	55	2019	36.7	2
1969	Hal Trentham	60	2174	36.2	0
1970	Hal Trentham	69	2671	38.7	1
1971	Billy Maxwell	71	2617	36.9	0
1972	Billy Maxwell	72	2526	35.1	0
1973	Billy Maxwell	50	1888	37.8	0
1974	Joe Jenkins	59	2157	36.6	0
1975	Russ Henderson	50	2108	42.2	0
1976	Russ Henderson	69	3168	45.9	0
1977	Russ Henderson (led ACC)	85	3615	42.5	0
1978	Russ Henderson (led ACC)	72	3060	42.5	0
1979	Ford Mays	64	2380	37.2	0
1980	Ford Mays	55	2187	39.8	0
1981	Jeff Walker	76	2920	38.4	0
1982	Jeff Walker	74	3020	40.8	0
1983	Jeff Walker	61	2404	39.4	0
1984	Kevin Ferguson	62	2443	39.4	0
1985	Jeff Walker	62	2467	39.8	0
1986	Joel Dempsey	60	2281	38.0	0
1987	Fred Carter	28	1070	38.2	0
1988	Joel Dempsey	46	1699	36.9	0
1989	Myron Martin	25	936	37.4	0
1990	Ed Garno	39	1662	42.6	0
1991	Ed Garno (led ACC)	47	1975	42.0	0
1992	Patrick Harkleroad	37	1395	37.7	0
1993	Will Brice	48	2025	42.2	0
1994	Will Brice	55	2230	40.5	0
1995	Will Brice	73	3007	41.2	0
1996	Will Brice	52	2323	44.7	0
1997	Frank Rotella	60	2398	40.0	1
1998	Donnie Scott	58	2473	42.6	0
1999	Donnie Scott	55	2233	40.6	0
2000	Mike Abrams	65	2768	42.6	0
2001	Mike Abrams	62	2616	42.2	0
2002	Tom Hagan	62	2273	36.7	0
2003	Tom Hagan	63	2193	34.8	0
2004	Sean Johnson	32	1131	35.3	0
2005	Chris Gould	53	2122	40.0	0
2006	Chris Gould	56	2148	38.4	0
2007	Ryan Weigand (led ACC)	52	2352	45.2	0
2008	Jimmy Howell	64	2494	39.0	0
2009	Jimmy Howell	66	2647	40.1	0
2010	Jimmy Howell	49	2066	42.2	0
2011	Jimmy Howell	62	2442	39.4	3
2012	Alec Vozenilek	66	2677	40.6	0
2013	Alec Vozenilek	85	3500	41.2	0
2014	Alec Vozenilek	58	2463	42.5	2
2015	Nicholas Conte	52	2322	44.7	1
2016	Nicholas Conte (led ACC)	74	3279	44.3	0
2017	Lester Coleman	75	3278	43.7	0
2018	Lester Coleman	51	2130	41.8	0



Ryan Weigand was the ACC's leading punter in 2007.



INTERCEPTIONS

Most Interceptions

Career—17, Keith McMeans, 1987-90

Season—9, Keith McMeans, 1987

Game—3, Eddie Bryant vs. Maryland, 1940; Reece Whitley vs. North Carolina, 1957; Pete Schmidt vs. Davidson, 1968; Mike Pettine vs. NC State, 1986; Keith McMeans vs. NC State, 1987; Anthony Poindexter vs. NC State, 1996; Rodney McLeod vs. Maryland, 2011

Most Int. Returned for TDs

Career—4, Randy Neal, 1991-94

Season—2, Randy Neal, 1992 and 1994

Game—2, Randy Neal vs. Virginia Tech, 1992

Interception Return Yardage

Career—296, Pat Chester, 1978-82

Season—141, Juan Thornhill, 2018

Game—97, Pat Chester vs. James Madison, 1979

Consecutive Games With An Interception

5, Anthony Harris, Oct. 19-Nov. 23, 2013


Longest Interception Returns

95	Ted Rzempoluch, Maryland, 1961
95	Antwan Harris, North Carolina, 1996
79+	Bill Sinclair, Tulane, 1950
77	Randy Neal, Georgia Tech, 1994
70+	John Duda, Richmond, 1946
69+	Greg McClellan, Duke, 1991
69	Maurice Canady, Kent State, 2014
65+	Chase Minnifield, Richmond, 2010
64+	John Pincavage, William & Mary, 1963
64	Bob McGrail, Army, 1971
63+	Tony Blount, North Carolina, 1976
62	Bob Rannigan, Navy, 1968
62+	Pat Chester, James Madison, 1979
62+	Juan Thornhill, Miami, 2018
62+	Tim Harris, Virginia Tech, 2018
60	Lawrence Bauman, Richmond, 1947
60	Vic Hall, Richmond, 2008

+ Non-scoring play

Career Interception Leaders

	Player	Years	Int.	Yds.	Avg.	TD
1.	Keith McMeans	1987-90	17	88	5.2	0
2.	Pat Chester	1978-82	16	296	18.5	0
3.	Ronde Barber	1994-96	15	112	7.5	0
	Marcus Hamilton	2002-06	15	127	8.5	0
5.	Kevin Cook	1986-89	14	80	5.7	1
6.	Chase Minnifield	2008-11	13	164	12.6	1
	Juan Thornhill	2015-18	13	177	13.6	0
8.	Bryan Shumock	1977-80	12	209	17.4	1
	Joe Crocker	1992-95	12	76	6.3	1
	Anthony Poindexter	1995-98	12	141	11.8	0
11.	Pete Schmidt	1967-69	11	50	4.5	0
	Andy Minton	1968-70	11	140	12.7	1
	Derrick Gasper	1975-78	11	119	10.8	0
	Jason Wallace	1987-90	11	72	6.5	1
	Keith Lyle	1990-93	11	142	12.9	0
	Shernard Newby	1999-02	11	40	3.6	0
	Anthony Harris	2011-14	11	85	7.7	0
18.	Bill Dudley	1939-41	10	159	15.9	1
	Bill King	1950-52	10	114	11.4	1
	George Stetter	1964-66	10	161	16.1	0
	Steve Sroba	1971-73	10	56	5.6	0
	Percy Ellsworth	1992-95	10	32	3.2	0
	Paul London	1992-95	10	20	2.0	0
	Quin Blanding	2014-17	10	108	10.8	1



Keith McMeans finished his Cavalier career in 1990 with a school-record 17 interceptions. He led the nation in 1987 with nine.

VIRGINIA

2019 UVA FOOTBALL



Marcus Hamilton led the Cavaliers in interceptions three times in his career and he topped the ACC with six in 2005.

Annual Interception Leaders

Year	Player	Int.	Yds.	Avg.	TD	Year	Player	Int.	Yds.	Avg.	TD
1940	Bill Dudley	6	83	13.8	1	1980	Bryan Shumock (led ACC)	5	56	11.2	0
1941	John Neff	5	54	10.8	0	1981	Keith Lee	3	26	8.7	0
	Bill Suhling	5	45	9.0	0	1982	Pat Chester	6	125	20.8	0
1942	Ed Kreich	4	70	17.5	0	1983	Bart Farinholt	4	55	13.8	0
	Tabb Gillette	4	40	10.0	0	1984	Ray Daly (led ACC)	6	55	9.2	0
1944	Lucien Burnett	4	57	14.3	0	1985	Scott Lageman	2	20	10.0	0
1946	Ray Brown	2	43	21.5	0		Kevin Gould	2	5	2.5	0
1947	Whitey Michels	3	0	0.0	0	1986	Mike Pettine	5	36	7.2	0
1948	Steve Osisek	3	45	15.0	0	1987	Keith McMeans (led nation, ACC)	9	35	3.9	0
	Whitey Michels	3	3	1.0	0	1988	Keith McMeans (led ACC)	5	49	9.8	0
1949	Steve Osisek	3	60	20.0	0	1989	Jason Wallace	5	44	8.8	0
	Gene Schroeder	3	24	8.0	0	1990	Keith McMeans	3	4	1.3	0
1950	Tom Berry	2	36	18.0	0		Jason Wallace	3	8	2.7	0
	Jimmy Lesane	2	17	8.5	0	1991	Keith Lyle	2	68	34.0	0
	Norman Scott	2	5	2.5	0		Carl Smith	2	19	9.5	0
1951	Jimmy Lesane	4	71	17.8	1	1992	Keith Lyle	4	31	7.8	0
1952	Bill King	6	83	13.8	0	1993	Keith Lyle	5	43	8.6	0
1953	John Polzer	2	29	14.5	0	1994	Ronde Barber (led ACC)	8	56	7.0	0
	Henry Strempek	2	18	9.0	0	1995	Percy Ellsworth	6	21	3.5	0
1954	Rives Bailey	4	56	14.0	0		Paul London	6	20	3.3	0
1955	Rives Bailey	2	7	3.5	0	1996	Stephen Phelan	4	21	5.3	0
	Herb Hartwell	2	3	1.5	0		Anthony Poindexter	4	58	14.5	0
1956	Alan Reynolds	2	38	19.0	0	1997	Anthony Poindexter	4	55	13.8	0
	Jim Keyser	2	22	11.0	0	1998	Adrian Burnim	4	36	9.0	0
1957	Reece Whitley (led ACC)	5	81	16.2	0	1999	Jerton Evans	4	1	0.2	0
1958	Sonny Randle	2	32	16.0	0	2000	Ahmad Hawkins	4	31	7.8	0
1959	Eight players tied with one					2001	Shernard Newby	5	39	7.8	0
1960	Carl Kuhn	4	39	9.8	0	2002	Shernard Newby	3	1	0.3	0
1961	Stan Fischer	4	44	11.0	0	2003	Almondo Curry (led ACC)	6	133	22.2	1
1962	Gary Cuozzo	4	36	9.0	0	2004	Marcus Hamilton	4	-2	-0.5	0
	Bobby Freeman	4	18	4.5	0	2005	Marcus Hamilton (led ACC)	6	28	4.7	0
1963	Tom Krebs (led ACC)	4	20	5.0	0	2006	Marcus Hamilton	5	101	20.2	0
1964	Jim Donley	2	26	13.0	0	2007	Jeffrey Fitzgerald	2	25	12.5	1
1965	George Stetter	4	99	24.8	0		Ras-I Dowling	2	17	8.5	0
1966	George Stetter	5	40	8.0	0		Jon Copper	2	7	3.5	0
1967	Pete Schmidt	3	30	10.0	0	2008	Ras-I Dowling	3	0	0.0	0
1968	Pete Schmidt	6	5	0.8	0	2009	Chris Cook	4	66	16.5	1
1969	Andy Minton	4	13	3.3	0	2010	Chase Minnifield	6	80	13.3	0
1970	Andy Minton	3	82	27.3	1	2011	Rodney McLeod	4	15	3.8	0
	Russ Bauda	3	24	8.0	0	2012	Maurice Canady	2	39	19.5	0
1971	Steve Sroba	3	0	0.0	0	2013	Anthony Harris (led nation, ACC)	8	42	5.3	0
1972	Doug Jones	3	32	10.6	0	2014	Quin Blanding	3	6	2.0	0
	Steve Sroba	3	31	10.3	0		Maurice Canady	3	69	23.0	1
1973	Steve Sroba	4	25	6.3	0	2015	Darrious Latimore	2	8	4.0	0
1974	Eric Dahlgren	4	28	7.0	0	2016	Juan Thornhill	3	32	10.7	0
1975	Butch Powers	3	15	5.0	0	2017	Quin Blanding	4	72	18.0	1
1976	Tony Blount	3	96	32.0	0		Brenton Nelson	4	31	7.8	0
1977	Derrick Glasper (led ACC)	5	104	20.8	0		Juan Thornhill	4	4	1.0	0
1978	Bryan Shumock	4	41	10.3	0	2018	Juan Thornhill	6	141	23.5	0
1979	Pat Chester	5	103	20.6	0						



DEFENSIVE RECORDS

Most Tackles

Career—495, Quin Blanding, 2014-17

Season—155, Angelo Crowell, 2002

Game—24, Stuart Anderson vs. NC State, 1979

Most Solo Tackles

Career—295, Jamie Sharper, 1993-96

Season—98, Randy Neal, 1993

Game—16, Phil Thomas vs. North Carolina, 1987; Randy Neal vs. Clemson, 1993

Most Assisted Tackles

Career—235, Quin Blanding, 2014-17

Season—94, Keith Lee, 1981

Game—14, Anthony Poindexter vs. Virginia Tech, 1996

Fumbles Recovered

Career—7, Anthony Poindexter, 1995-98

Season—4, Jamie Sharper, 1996

Game—2, Bryan Shumock vs. Richmond, 1979; Scott Matheson vs. VMI, 1985; Phil Thomas vs. Georgia Tech, 1988; Mike Frederick vs. NC State, 1993; Anthony Poindexter vs. Georgia Tech, 1997; Anthony Poindexter vs. Duke, 1998; Jermaine Hardy vs. South Carolina, 2002

Fumbles Caused

Career—11, Stuart Anderson, 1978-81

Season—5, Stuart Anderson, 1979; Tony Blount, 1979; Merrill Robertson, 2002; Vic Hall, 2008

Game—2, Tom Kilgannon vs. Navy, 1984; Rayotis Perkins vs. So. Carolina, 1986; Ron Carey vs. Georgia Tech, 1988; Tyrone Lewis vs. North Carolina, 1988; Patrick Kerney vs. Clemson, 1997; Wale Elegbe vs. Georgia Tech, 1997; Ljubomir Stamenich vs. NC State, 1999; Merrill Robertson vs. Penn State, 2002

Career Tackle Leaders

	Name, Position	Years	Tackles	Solos	Assists
1.	Quin Blanding, S	2014-17	495	260	235
2.	Jamie Sharper, LB	1993-96	435	295	140
3.	Charles McDaniel, LB	1982-85	432	216	216
4.	Angelo Crowell, LB	1999-02	420	256	164
5.	Micah Kiser, LB	2014-17	411	188	223
6.	Byron Thweatt, LB	1997-00	387	246	141
7.	James Farrior, LB	1993-96	381	252	129
8.	Steve Greer, LB	2009-12	376	155	221
9.	Russ Swan, LB	1982-85	373	181	192
10.	Randy Neal, LB	1991-94	367	248	119
11.	Stuart Anderson, DL/LB	1978-81	354	130	224
12.	Wali Rainer, LB	1995-98	347	201	146
13.	Anthony Poindexter, S	1995-98	342	167	175
14.	P.J. Killian, LB	1990-93	316	219	97
15.	Phil Thomas, LB	1986-89	306	210	96

Season Tackle Leaders

	Name, Position	Year	Tackles	Solos	Assists
1.	Angelo Crowell, LB	2002	155	92	63
2.	Micah Kiser, LB	2017	145	50	95
3.	Angelo Crowell, LB	2001	144	87	57
4.	Randy Neal, LB	1993	139	98	41
5.	Quin Blanding, S	2017	137	62	75
6.	Wali Rainer, LB	1998	134	82	52
	Micah Kiser, LB	2016	134	65	69
8.	Charles McDaniel, LB	1983	130	73	57
9.	Yubrenal Isabelle, LB	2000	128	66	62
10.	Keith Lee, LB	1981	127	33	94
11.	Russ Swan, LB	1985	125	58	67
	Byron Thweatt, LB	2000	125	80	45
13.	Jamie Sharper, LB	1996	123	77	46
	Quin Blanding, S	2014	123	60	63
15.	James Farrior, LB	1995	122	72	50
	Merrill Robertson, LB	2002	122	74	48
	Steve Greer, LB	2012	122	74	48



Angelo Crowell owns the best mark in the Cavalier record book for tackles in a season.



Chris Slade has the most career sacks and tackles for loss in Virginia history.

Annual Tackle Leaders

Year	Name, Position	Solos	Assists	Tackles
1978	Ken Newsome, LB	12	68	80
1979	Stuart Anderson, DL	26	55	81
1980	Stuart Anderson, DL	36	62	98
1981	Keith Lee, LB	33	94	127
1982	Charles McDaniel, LB	57	52	109
1983	Charles McDaniel, LB	73	57	130
1984	Charles McDaniel, LB	47	54	101
1985	Russ Swan, LB	58	67	125
1986	Sean Scott, DE	40	48	88
1987	Jeff Lageman, LB	63	26	89
1988	Jeff Lageman, LB	74	43	117
1989	Phil Thomas, LB	80	24	104
1990	P.J. Killian, LB	53	34	87
1991	Chris Slade, DE	30	69	99
1992	P.J. Killian, LB	67	32	99
1993	Randy Neal, LB (led ACC)	98	41	139
1994	Jamie Sharper, LB	83	35	118
1995	James Farris, LB	72	50	122
1996	Jamie Sharper, LB	77	46	123
1997	Wali Rainer, LB	66	52	118
1998	Wali Rainer, LB	82	52	134
1999	Shannon Taylor, LB	57	24	81
2000	Yubrenal Isabelle, LB	66	62	128
2001	Angelo Crowell, LB	87	57	144
2002	Angelo Crowell, LB	92	63	155
2003	Ahmad Brooks, LB	68	49	117
2004	Ahmad Brooks, LB	39	51	90
2005	Kai Parham, LB	57	46	103
2006	Jon Copper, LB	39	42	81
2007	Jon Copper, LB	56	53	109
2008	Jon Copper, LB	57	44	101
2009	Steve Greer, LB	49	43	92
2010	La'Roy Reynolds, LB	24	42	66
2011	Steve Greer, LB	43	60	103
2012	Steve Greer, LB	45	77	122
2013	Henry Coley, LB	43	48	91
2014	Quin Blanding, S	60	63	123
2015	Micah Kiser, LB (led ACC)	64	53	117
2016	Micah Kiser, LB (led ACC)	65	69	134
2017	Micah Kiser, LB (led ACC)	50	95	145
2018	Juan Thornhill	62	36	98

Career Quarterback Sacks

	Name, Position	Years	Sacks
1.	Chris Slade, DE	1989-92	40
2.	Clint Sintim, LB	2005-07	29
3.	Darryl Blackstock, LB	2002-04	27
4.	Mike Frederick, DE	1991-94	26
5.	Patrick Kerney, DE	1995-98	24
6.	Stuart Anderson, DL/LB	1978-81	23
	Duane Ashman, DE	1993-96	23
8.	Chris Long, DE	2004-07	22
9.	Sean Scott, DE	1984-87	21
10.	Micah Kiser, LB	2014-17	19
11.	Ron Mattes, DT	1981-84	18
12.	Eli Harold, DE	2012-14	17.5
13.	Chris Peace, OLB	2015-18	17
14.	Wali Rainer, LB	1995-98	16
15.	Tom Kilgannon, DT	1981-84	15
	Jon Harris, DE	1993-96	15

Season Quarterback Sacks

	Name, Position	Year	Sacks
1.	Chris Slade, DE (led ACC)	1992	15
	Patrick Kerney, DE (led ACC)	1998	15
3.	Chris Slade, DE	1991	14
	Chris Long, DE (led ACC)	2007	14
5.	Clint Sintim, LB	2008	13
6.	Mike Frederick, DE	1993	11
	Darryl Blackstock, LB	2004	11
8.	Darryl Blackstock, LB	2002	10
9.	Ron Mattes, DT	1984	9
	Matt Quigley, DT/NG	1991	9
	Wali Rainer, LB	1997	9
	Kai Parham, LB	2005	9
	Clint Sintim, LB	2007	9
	Max Valles, LB	2014	9
15.	Eli Harold, DE	2013	8.5

Career Tackles for Loss

	Name, Position	Year	TFL
1.	Chris Slade, DE	1989-92	56
2.	Mike Frederick, DE	1991-94	50
3.	Chris Long, DE	2004-07	43
4.	Clint Sintim, LB	2005-08	43
5.	Stuart Anderson, DL/LB	1978-81	42
6.	Darryl Blackstock, LB	2002-04	41.5
7.	Jamie Sharper, LB	1993-96	41
8.	Sean Scott, DE	1984-87	37
	Duane Ashman, DE	1993-96	37
10.	Eli Harold, DE	2012-14	36.5
11.	Kai Parham, LB	2003-05	32.5
	Cam Johnson, DE/LB	2008-11	32.5
	Micah Kiser, LB	2014-17	32.5
14.	Patrick Kerney, DE	1995-98	32
	Wali Rainer, LB	1995-98	32

Season Tackles for Loss

	Name, Position	Year	TFL
1.	Chris Slade, DE	1991	21
	Mike Frederick, DE (led ACC)	1993	21
	Patrick Kerney, DE	1998	21
4.	Chris Slade, DE	1992	20
5.	Chris Long, DE (led ACC)	2007	19
6.	Jamie Sharper, LB	1996	17
7.	Matt Quigley, DT	1991	15
	Mike Frederick, DE	1994	15
	Wali Rainer, LB	1997	15
	Shannon Taylor, LB	1999	15
	Eli Harold, DE	2013	15
12.	Darryl Blackstock, LB	2003	14.5
	Kai Parham, LB	2005	14.5
	Cam Johnson, DE	2010	14.5
	Eli Harold, DE	2014	14.5



TEAM RECORDS

First Downs—Total

Most Game—36 vs. Davidson, 1968;
vs. William & Mary, 1990
Most Season—276, 2018

Fewest Game—3, vs. Pittsburgh, 1953
Fewest Season—81, 1953

First Downs—Rushing

Most Game—25 vs. Davidson, 1968
Most Season—151, 2004
Fewest Game—0 vs. Navy, 1942;
vs. Maryland, 1980
Fewest Season—53, 1953

First Downs—Passing

Most Game—22 vs. Georgia Tech, 2013
Most Season—149, 2011
Fewest Game—0, many times
Fewest Season—11, 1944

Rushing—Attempts

Most Game—72 vs. VMI, 1961
Most Season—593, 1985
Fewest Game—7 vs. North Carolina, 1943
Fewest Season—274, 1942

Rushing—Yards

Most Game—514 vs. Hampden-Sydney, 1946
Most Season—2914, 2004
Fewest Game—(-17) vs. Maryland, 1980
Fewest Season—576, 1942

Passing—Attempts

Most Game—66 vs. Indiana, 2017
Most Season—519, 2017
Fewest Game—0, many times
Fewest Season—77, 1944

Passing—Completions

Most Game—43 vs. Georgia Tech, 2013
Most Season—316, 2003
Fewest Game—0, many times
Fewest Season—30, 1944

Passing—Interceptions

Most Game—6 vs. Pennsylvania, 1946; vs.
Richmond, 1946; vs. Maryland, 1958
Most Season—34, 1972
Fewest Game—0, many times
Fewest Season—2, 1991

Passing—Yards

Most Game—480 vs. Louisiana Tech, 2012
Most Season—3324, 2003
Fewest Game—(-1) vs. Michigan, 1971
Fewest Season—398, 1944

Passing—Touchdowns

Most Game—6 vs. Ohio, 1993; Buffalo, 1999
Most Season—32, 2002
Fewest Game—0, many times
Fewest Season—2, 1956, 1963, 1969

Total Offense—Plays

Most Game—102 vs. BYU, 2014
Most Season—995, 2013
Fewest Game—31 vs. Clemson, 1955
Fewest Season—371, 1942

Total Offense—Yards

Most Game—691 vs. Davidson, 1968
Most Season—5516, 1990
Fewest Game—41 vs. Clemson, 1963
Fewest Season—1540, 1953

Interceptions By—Number

Most Game—5, 10 times
(most recent: at Duke, 2016)
Most Season—27, 1994
Fewest Game—0, many times
Fewest Season—4, 2012, 2015

All-Time Attendance Highs

Top-10 Home Crowds

Date	Attendance	Opponent	Result
Aug. 30, 2008	64,947	Southern California	USC won, 52-7
Nov. 13, 2004	63,701	Miami	Miami won, 31-21
Nov. 19, 2005	63,344	Virginia Tech	Va. Tech won, 52-14
Oct. 15, 2005	63,106	Florida State	UVA won, 26-21
Nov. 6, 2004	63,072	Maryland	UVA won, 16-0
Oct. 18, 2003	62,875	Florida State	FSU won, 19-14
Sept. 11, 2004	62,790	North Carolina	UVA won, 56-24
Oct. 7, 2004	61,833	Clemson	UVA won, 30-10
Aug. 30, 2003	61,737	Duke	UVA won, 27-0
Nov. 24, 2007	61,711	Virginia Tech	Va. Tech won, 33-21

Top-10 Away Crowds

Date	Attendance	Opponent	Result
Nov. 9, 2002	108,698	Penn State	Penn State won, 35-14
Aug. 26, 1995	101,444	Michigan	Michigan won, 18-17
Nov. 1, 1980	94,333	Tennessee	UVA won, 16-13
Sept. 9, 1989	85,956	Penn State	UVA won, 14-6
Oct. 16, 2004	84,155	Florida State	Florida State won, 36-3
Oct. 12, 1991	83,000	Clemson	Tie, 20-20
Nov. 4, 2006	82,804	Florida State	Florida State won, 33-0
Nov. 8, 2014	82,325	Florida State	Florida State won, 34-20
Oct. 7, 1989	82,000	Clemson	Clemson won, 34-20
Sept. 18, 1971	81,391	Michigan	Michigan won, 56-0

Interceptions By—Yards

Most Game—128 vs. Maryland, 1961
Most Season—423, 1979
Fewest Game—0, many times
Fewest Season—28, 1955

Punting—Number

Most Game—15 vs. South Carolina, 1972
Most Season—85, 1942, 1977, 2013
Fewest Game—0, several times
Fewest Season—40, 1960, 1990

Punting—Average

Highest Game (min. 5)—52.3 vs. Boston College, 2017
Highest Season—45.9, 1976
Lowest Game—0, several times
Lowest Season—30.6, 1955

Punt Returns—Number

Most Game—11 vs. VMI, 1942; vs. Richmond, 1944
Most Season—59, 1941
Fewest Game—0, many times
Fewest Season—12, 1959

Punt Returns—Yards

Most Game—195 vs. Lehigh, 1940
Most Season—859, 1941
Fewest Game—0, many times
Fewest Season—72, 1959

Kickoff Returns—Number

Most Game—10 vs. Maryland, 1975
Most Season—61, 1959
Fewest Game—0, many times
Fewest Season—11, 1941

Kickoff Returns—Yards

Most Game—231 vs. Boise State, 2015
Most Season—1138, 2011
Fewest Game—0, many times
Fewest Season—191, 1941

Scoring—Points

Most Game—136 vs. Randolph Macon, 1890
(modern record: 71 vs. Hampden-Sydney, 1946)
Most Season—442, 1990
Fewest Game—0, many times
Fewest Season—39, 1935

Scoring—Touchdowns

Most Game—31* vs. Randolph Macon, 1890
(modern record: 11 vs. Hampden-Sydney, 1946)
Most Season—56, 1990
Fewest Game—0, many times
Fewest Season—6, 1935, 1977
*in 1890 TDs counted 4 points

Scoring—PAT (kick)

Most Game—12 vs. Johns Hopkins, 1894
(modern record: 9 vs. James Madison, 1979)
Most Season—51, 1990
Fewest Game—0, many times
Fewest Season—3, 1935, 1953, 1959

Scoring—Field Goals

Most Game—5 vs. Virginia Tech, 1994; Georgia
Tech, 2003; North Carolina, 2007
Most Season—23, 2003
Fewest Game—0, many times
Fewest Season—0, many times

Scoring—Field Goals Attempted

Most Game—6 vs. North Carolina, 1998
Most Season—29, 1996
Fewest Game—0, many times
Fewest Season—0, many times

Fumbles—Number

Most Game—11 vs. VMI, 1950
Most Season—41, 1947
Fewest Game—0, many times
Fewest Season—13, 1985, 2004, 2015

Fumbles—Lost

Most Game—7 vs. West Virginia, 1949
Most Season—23, 1946
Fewest Game—0, many times
Fewest Season—5, 2004, 2005

Giveaways

Most Game—9 vs. Richmond, 1946
(6 int., 3 fum.); vs. South Carolina, 1952 (3 int.,
6 fum.)
Most Season—47, 1972 (34 int., 13 fum.)
Fewest Game—0, many times
Fewest Season—10, 2004 (5 int., 5 fum.)

VIRGINIA

Takeaways

Most Game—9 vs. Virginia Tech, 1952
(3 int., 6 fum.); vs. Virginia Tech, 1957
(5 int., 4 fum.)
Most Season—42, 1979 (18 int., 24 fum.)
Fewest Game—0, many times
Fewest Season—12, 2012 (4 int., 8 fum.)

Penalties—Number

Most Game—17 vs. Davidson, 1968
Most Season—98, 2010
Fewest Game—0 vs. West Virginia, 1973; vs. Navy,
1974; vs. Georgia Tech, 1984; vs. Clemson,
1991; Maryland, 2004; vs. Richmond, 2016
Fewest Season—26, 1940

Penalties—Yards

Most Game—231 vs. Davidson, 1968
Most Season—880, 2010
Fewest Game—0 vs. West Virginia, 1973; vs. Navy,
1974; vs. Georgia Tech, 1984; vs. Clemson, 1991;
Maryland, 2004; vs. Richmond, 2016
Fewest Season—258, 1940

Miscellaneous Team Records

Won-Lost Record—Home and Away

	Won	Lost	Tied	Pct.
Home	426	226	23	.646
Away	159	321	21	.340
Neutral	74	61	4	.540
Total	659	608	48	.519

129 Seasons:

71 Winning Seasons
8 .500 Seasons
50 Losing Seasons

Consecutive Wins

10 (1914-15, 1951-52)

Consecutive Wins in a Season

7 (1914, 1945, 1949, 1990, 2007)

Consecutive Games without a Loss in a Season

9 (1984)

Consecutive Wins at Home

24 Virginia Tech (Nov. 11, 1899) to NC State
(Oct. 1904). Navy ended the streak
Nov. 1904 (5-0).

Consecutive Wins at Home Since 1937

12 George Washington (Sept. 23, 1950) to
George Washington (Oct. 11, 1952). Duke
ended streak Oct. 25, 1952. NC State (Nov.
5, 1988) to NC State (Oct. 13, 1990).
Georgia Tech ended streak Nov. 3, 1990.

Consecutive Games Undefeated at Home

28 (1 tie)—Richmond (Oct. 2, 1894) to
Vanderbilt (Nov. 12, 1898). Navy ended
streak Nov. 1898 (6-0).

Consecutive Shutouts

10 Randolph-Macon (Sept. 1908) to
St. John's (Oct. 1909)
8 Navy (Oct. 23, 1909) to VMI (Oct. 1910)

Consecutive Shutouts in a Season

6 (1902, 1908)

Consecutive Games Scoring

195 VMI (9/15/84) to North Carolina
(10/28/2000)

Consecutive Games with an Interception

39# Nov. 6, 1993 through Nov. 29, 1996
#NCAA Record

Most Points Scored in a Season

442 points	1990	11 games*
414 points	1894	10 games
402 points	2002	14 games
370 points	2018	13 games
364 points	2003	13 games
363 points	2004	12 games
353 points	1914	9 games
350 points	1994	11 games*
	1989	12 games*
344 points	1995	12 games*

* bowl game not included

Most Points Scored in an ACC Game (Win) Total

84 UVA 44 vs. North Carolina 40 (1973)

Most Points Scored in an ACC Game (Loss) Total

103 UVA 48 vs. Duke 55 (2010)

Fewest Points Allowed in a Season

9 points	1908	8 games
11 points	1909	8 games
31 points	1925	9 games
42 points	1941	9 games

Biggest ACC Win Margin

UVA 59 Duke 0 (1990)

Biggest ACC Loss Margin

UVA 0 Clemson 55 (1984)

Biggest Win Margin

UVA 136 Randolph-Macon 0 (1890)

Biggest Defeat Margin

UVA 0 Princeton 115 (1890)

Most Wins in a Season

10 (1889)

Milestone Wins—History

1	Nov. 20, 1888	Pantops Academy	20-0
100	Nov. 24, 1904	North Carolina	12-11
200	Oct. 11, 1924	Randolph-Macon	26-6
300	Oct. 23, 1948	VMI	26-14
400	Sept. 29, 1973	Duke	7-3
500	Sept. 25, 1993	Duke	35-0
600	Sept. 8, 2007	Duke	24-13

Milestone Wins—Scott Stadium

1	Sept. 24, 1932	Hampden-Sydney	32-0
50	Oct. 20, 1951	VMI	34-14
100	Sept. 21, 1974	William & Mary	38-28
150	Sept. 28, 1991	Duke	34-3
200	Sept. 21, 2002	Akron	48-29
250	Oct. 4, 2014	Pitt	24-19

Opening Day Record

82-38-9 .671 1888-2018

Record at Scott Stadium (Oct. 15, 1931-2018)

265-193-12 .577

Virginia Team Defense - Game

	Fewest	Most
First Downs	0, NC State, 1944	36, East Carolina, 1975
Rushing		
Attempts	15, Duke, 1993	86, Georgia Tech, 1976
Yards	- 45, Wake Forest, 1996	633, East Carolina, 1975
Passing		
Attempts	0, several times	69, Texas Tech, 2007
Completions	0, several times	44, Texas Tech, 2007
Yards	- 2, Vanderbilt, 1952	487, Florida State, 1995
Touchdowns	0, many times	5, South Carolina, 1968 5, Fresno State, 2004
Interceptions		
Intercepted	0, many times	5, nine times
Yards	0, many times	128, Maryland, 1961
Total Defense		
Plays	26, NC State, 1945	102, North Carolina, 1959
Yards	7, Hampden-Sydney, 1944	802, Maryland, 1975
Punting		
Number	0, several times	16, Virginia Tech, 1941
Average	0, several times	52.2, (5) Georgia Tech, 2016
Penalties		
Number	0, Hampden-Sydney, 1941 0, Virginia Tech, 1941	16, North Carolina, 1975
Yards	0, teams above	146, Washington, 1977
Fumbles		
Number	0, many times	11, NC State, 1977
Lost	0, many times	6, Virginia Tech, 1952; West Virginia, 1954; Wake Forest, 1966; James Madison, 1979; South Carolina, 2002



THE LONGEST PLAYS

The Longest Run From Scrimmage:

- by Virginia** - 96 yards Mikell Simpson vs. Texas Tech Jan. 1, 2008
- by Opponent** - 90 yards Joe Bellino (Navy) Nov. 12, 1960
- LaMont Jordan (Maryland) Nov. 20, 1999

The Longest Pass Completion:

- by Virginia** - 97 yards Harry Martin to Bus Male to John Leys vs. Navy, Oct. 10, 1935
- by Opponent** - 99 yards Dondrial Pinkins to Troy Williamson (South Carolina), Sept. 6, 2003

The Longest Kickoff Return:

- by Virginia** - 100 yards Tavon Mason vs. Georgia Tech Nov. 10, 2001
- Marquis Weeks vs. North Carolina Oct. 19, 2002
- Marquis Weeks vs. North Carolina Sept. 11, 2004
- by Opponent** - 100 yards Dick Pawlewicz (William & Mary) Sept. 21, 1974
- Freddie Parham (Southern Miss.) Sept. 19, 2009
- Stefon Diggs (Maryland) Oct. 13, 2012

The Longest Punt Return:

- by Virginia** - 95 yards Harry Martin to Bus Male to Martin vs. Maryland Nov. 2, 1935
- by Opponent** - 95 yards Carl Brazell (South Carolina) Nov. 26, 1955

The Longest Interception Return:

- by Virginia** - 95 yards Ted Rzemoluch vs. Maryland, Nov. 25, 1961
- Antwan Harris vs. North Carolina, Nov. 16, 1996
- by Opponent** - 89 yards Antwon Black (North Carolina), Sept. 4, 1999

The Longest Field Goal:

- by Virginia** - 56 yards Kenny Stadlin vs. Va. Tech, Sept. 29, 1984
- Rafael Garcia vs. Texas, Oct. 21, 1995
- by Opponent** - 56 yards Paul Engle (Virginia Tech) Oct. 15, 1977

The Longest Punt:

- by Virginia** - 80 yards Sam Maphis vs. Virginia Tech Nov. 9, 1923
- by Opponent** - 77 yards Rodney Williams, (Georgia Tech), Oct. 5, 1996

The Longest Run With Fumble:

- by Virginia** - 92 yards Art Thomas vs. Penn State Dec. 1, 2001
- by Opponent** - 93 yards Antwan Edwards (Clemson) Sept. 19, 1998



Marquis Weeks had two 100-yard kick returns in his career, both against North Carolina.

Opponents' Individual Records

Rushing

	No.	Player	School	Year
Most Rushes	40	Cyrus Lawrence	Virginia Tech	1980
Most Yards	328	Derrick Fenner	North Carolina	1986
Fewest Yards	(-) 78	Murphy Sprinkel	VMI	1968
Most Touchdowns	5	Zach Abey	Navy	2017

Passing

	No.	Player	School	Year
Most Attempts	69	Graham Harrell	Texas Tech	2007
Most Completions	44	Graham Harrell	Texas Tech	2007
Most Yards	486	George Godsey	Georgia Tech	2001
Most Touchdowns	5	Tommy Suggs	South Carolina	1968
	5	Paul Pinegar	Fresno State	2004

Total Offense

	No.	Player	School	Year
Most Total Plays	73	Graham Harrell	Texas Tech	2007
Most Total Yards	477	George Godsey	Georgia Tech	2001
Most Points	26	Wray Carlton	Duke	1957

Receiving

	No.	Player	School	Year
Most Receptions	16	Greg Jennings	Western Michigan	2005
	16	Quinshad Davis	North Carolina	2012
Most Yards	243	Dez White	Georgia Tech	1998
Most Touchdowns	3	Fred Ziegler	South Carolina	1968
	3	Dez White	Georgia Tech	1998

VIRGINIA

YEAR-BY-YEAR STATISTICS

Virginia Totals

Year	G	Rushing				A-C-I	Passing			Total Offense		Scoring			FGM- FGA	First Dns
		att.	yds	YPG	TD		yds	YPG	TD	yds	YPG	pts	PPG	TD		
1946	9	394	1874	208.2	18	121-44-19	661	73.4	6	2535	281.7	180	20.0	27	0-	107
1947	10	438	2185	218.5	27	132-59-10	892	89.2	8	3077	307.7	244	24.4	36	0-	127
1948	9	405	1834	203.8	15	118-60-11	733	81.4	9	2567	285.2	175	19.4	26	0-0	108
1949	9	476	2066	229.6	18	131-59-11	977	108.6	12	3043	338.1	199	22.1	30	0-0	124
1950	10	474	1980	198.0	20	162-82-15	1355	135.5	18	3335	333.5	260	26.0	40	0-0	171
1951	9	545	2402	266.9	25	141-64-12	749	83.2	11	3151	350.1	278	30.9	41	0-0	169
1952	10	559	2525	252.5	24	148-58-20	867	86.7	12	3392	339.2	297	29.7	43	0-0	153
1953	9	392	961	106.8	6	113-51-14	579	64.3	3	1540	171.1	75	8.3	12	0-0	81
1954	9	394	1162	129.1	7	135-53-19	716	79.6	6	1878	208.7	113	12.6	16	1-1	107
1955	10	497	1917	191.7	11	128-49-16	474	47.4	3	2391	239.1	96	9.6	14	0-1	134
1956	10	488	1475	147.5	11	177-78-15	919	91.9	2	2394	239.4	92	9.2	13	1-3	134
1957	10	476	1546	154.6	12	187-75-17	938	93.8	6	2484	248.4	117	11.7	18	0-1	148
1958	10	377	990	99.0	7	280-137-26	1386	138.6	6	2376	237.6	89	8.9	13	1-2	140
1959	10	391	933	93.3	8	227-112-24	1168	116.8	4	2101	210.1	80	8.0	12	1-1	122
1960	10	480	1840	184.0	10	203-79-18	899	89.9	5	2739	273.9	103	10.3	15	0-0	178
1961	10	508	1363	136.3	8	170-74-12	807	80.7	6	2170	217.0	123	12.3	16	0-3	144
1962	10	425	1534	153.4	21	207-112-11	1256	125.6	7	2790	279.0	194	19.4	29	1-1	140
1963	10	422	1041	104.1	7	153-61-11	639	63.9	2	1680	168.0	76	7.6	10	2-5	107
1964	10	402	1485	148.5	16	236-123-19	1642	164.2	7	3127	312.7	163	16.3	23	2-4	160
1965	10	397	1178	117.8	15	283-150-18	1879	187.9	9	3057	305.7	170	17.0	25	0-2	175
1966	10	404	1479	147.9	16	242-116-10	1604	160.4	12	3083	308.3	214	21.4	29	4-8	161
1967	10	553	2099	209.9	19	158-75-12	1013	101.3	4	3112	311.2	172	17.2	25	1-7	174
1968	10	574	2800	280.0	27	242-118-15	1594	159.4	17	4394	439.4	316	31.6	46	0-4	217
1969	10	567	1745	174.5	13	220-104-13	1258	125.8	2	3003	300.3	115	11.5	15	3-8	169
1970	11	518	1873	170.3	20	286-139-24	1797	163.4	12	3670	333.6	240	21.8	34	3-7	193
1971	11	491	1601	145.5	7	288-120-22	1474	134.0	7	3075	279.5	134	12.2	16	8-18	177
1972	11	445	1587	144.3	8	372-153-34	2011	182.8	15	3598	327.1	199	18.1	25	8-11	195
1973	11	525	2337	212.5	15	249-105-17	1741	158.3	10	4078	370.7	199	18.1	26	6-23	210
1974	11	573	1960	178.2	11	295-149-18	1813	164.8	15	3773	343.0	207	18.8	27	6-17	230
1975	11	497	1946	176.9	17	302-145-20	1733	157.5	5	3679	334.5	175	15.9	22	7-8	223
1976	11	439	1261	114.6	6	227-101-15	1253	113.9	7	2514	228.5	106	9.6	13	6-11	149
1977	11	470	1082	98.4	3	185-87-11	929	84.5	3	2011	182.8	56	5.1	6	5-11	119
1978	11	517	1772	161.1	13	204-99-18	1197	108.8	5	2969	269.9	139	12.6	19	3-9	158
1979	11	527	2428	220.7	20	206-93-19	1221	111.0	7	3649	331.7	258	23.5	33	9-16	187
1980	11	474	1396	126.9	11	240-120-15	1484	134.9	3	2880	261.8	144	13.1	16	11-16	156
1981	11	452	1284	116.7	3	323-155-24	1814	164.9	11	3098	281.6	127	11.5	15	7-14	185
1982	11	523	1740	158.2	15	292-123-18	1904	173.1	10	3644	331.3	208	18.9	25	11-19	193
1983	11	542	2390	217.3	20	284-136-15	1970	179.1	11	4360	396.4	252	22.9	31	12-16	236
1984	11	583	2542	231.1	27	237-119-15	1745	158.6	12	4287	389.7	298	27.1	39	9-13	218
1985	11	593	2703	245.7	22	221-106-9	1354	123.1	9	4057	368.8	262	23.8	31	16-19	218
1986	11	468	1753	159.4	9	346-179-19	2331	211.9	11	4084	371.3	198	18.0	22	15-22	213
1987	11	502	1863	169.4	20	314-185-11	2442	222.0	13	4305	391.4	270	24.5	33	13-19	241
1988	11	510	1719	156.3	15	283-141-14	2158	196.2	15	3877	352.5	251	22.8	30	14-20	211
1989	12	584	2594	216.2	22	257-140-10	2340	195.0	20	4934	411.2	350	29.2	43	16-20	251
1990	11	520	2831	257.4	31	284-173-12	2685	244.1	24	5516	501.5	442	40.2	56	15-17	266
1991	11	462	2063	187.5	16	269-162-2	2333	212.1	22	4396	399.6	313	28.5	40	11-17	223
1992	11	513	2589	235.4	19	261-144-13	1827	166.1	21	4416	401.5	341	31.0	44	13-16	229
1993	11	472	2202	200.2	20	285-171-14	2383	216.6	20	4585	416.8	304	27.6	40	8-12	226
1994	11	519	2057	187.0	21	303-183-12	2394	217.6	16	4451	404.6	350	31.8	43	17-21	222
1995	12	507	2080	173.3	23	350-194-11	2719	226.6	17	4799	399.9	344	28.7	41	20-27	248
1996	11	460	2131	193.7	23	295-140-18	2099	190.8	5	4230	384.5	320	29.1	36	22-29	209
1997	11	411	1297	117.9	12	307-183-8	2553	232.1	21	3850	350.0	277	25.2	36	8-14	199
1998	11	468	2344	213.1	27	296-158-10	2349	213.5	12	4693	426.6	325	29.5	41	12-19	235
1999	11	477	2106	191.5	18	307-179-12	2321	211.0	23	4427	402.5	324	29.5	42	10-13	241
2000	11	447	1801	163.7	20	280-149-7	2150	195.5	8	3951	359.2	228	20.7	28	11-15	199
2001	12	376	1272	106.0	5	451-263-14	2868	239.0	24	4140	345.0	249	20.8	31	12-22	229
2002	14	486	1777	126.9	16	448-306-8	3222	230.1	32	4999	357.1	402	28.7	53	12-18	274
2003	13	439	1693	130.2	17	466-316-12	3324	255.7	23	5017	385.9	364	28.0	42	23-25	263
2004	12	550	2914	242.8	34	284-179-5	2167	180.6	9	5081	423.4	363	30.3	45	17-24	264
2005	12	450	1711	142.6	20	363-224-13	2684	223.7	15	4395	366.3	320	26.7	36	22-25	236
2006	12	364	1199	99.9	12	345-203-11	1887	157.3	8	3086	257.2	181	15.1	21	12-21	168
2007	13	490	1763	135.6	22	428-250-10	2532	194.8	14	4295	330.4	317	24.4	38	16-20	249
2008	12	339	1159	96.6	14	439-269-20	2438	203.2	9	3597	299.8	193	16.1	24	9-15	209
2009	12	410	1189	99.1	15	363-189-8	2046	170.5	8	3235	269.6	232	19.3	26	17-19	186
2010	12	419	1672	139.3	17	443-262-17	3186	265.5	20	4858	404.8	304	25.3	39	11-18	255
2011	13	496	2107	162.1	18	443-255-16	3090	237.7	17	5197	399.8	302	23.2	36	16-23	272
2012	12	417	1542	128.1	10	474-276-15	3216	268.0	23	4758	396.5	273	22.8	34	11-17	228
2013	12	489	1879	156.6	18	506-277-17	2542	211.8	9	4421	368.4	237	19.8	27	15-19	253
2014	12	451	1653	137.8	13	432-248-16	2837	236.4	18	4490	374.2	310	25.8	35	22-27	241
2015	12	424	1737	144.8	13	413-252-18	2859	238.3	21	4596	383.0	309	25.8	37	17-22	243
2016	12	384	1363	113.6	13	487-266-16	2872	239.3	23	4235	352.9	270	22.5	37	5-10	238
2017	13	389	1216	93.5	10	519-300-11	3233	248.7	25	4449	342.2	293	22.5	38	8-12	241
2018	13	499	2252	173.2	19	358-228-9	2751	211.6	26	5003	384.8	370	28.5	46	15-22	276



YEAR-BY-YEAR STATISTICS

Opponent Totals

Year	G	Rushing				Passing				Total Offense		Scoring			FGM- FGA	First Dns
		att.	yds	YPG	TD	A-C-I	yds	YPG	TD	yds	YPG	pts	PPG	TD		
1946	9	403	1605	178.3	17	149-70-13	873	97.0	8	2478	275.3	170	18.9	25	0-	124
1947	10	399	1366	136.6	8	169-67-19	1049	104.9	6	2415	241.5	99	9.9	15	0-	113
1948	9	365	1608	178.7	12	156-71-14	905	100.6	8	2513	279.2	157	17.4	23	0-1	116
1949	9	373	894	99.3	7	169-77-12	1158	128.7	9	2052	228.0	121	13.4	18	0-0	99
1950	10	427	1222	122.2	9	204-90-11	1084	108.4	12	2306	230.6	151	15.1	22	0-0	123
1951	9	402	1031	114.6	9	151-65-15	964	107.1	4	1995	221.7	104	11.6	15	0-0	112
1952	10	496	1460	146.0	8	161-50-15	503	50.3	3	1963	196.3	90	9.0	13	0-1	106
1953	9	443	1875	208.3	28	129-60-10	986	109.6	6	2861	317.9	242	26.9	36	0-0	132
1954	9	424	2031	225.7	18	135-55-15	800	88.9	5	2831	314.6	162	18.0	24	0-1	134
1955	10	472	1647	164.7	16	103-51-7	959	95.9	11	2606	260.6	201	20.1	30	1-2	127
1956	10	494	1820	182.0	14	123-58-8	883	88.3	8	2703	270.3	167	16.7	25	0-2	144
1957	10	560	2235	223.5	17	121-47-16	738	73.8	8	2973	297.3	171	17.1	26	0-3	163
1958	10	518	2436	243.6	28	170-88-8	1414	141.4	12	3850	385.0	301	30.1	44	0-2	184
1959	10	541	2781	278.1	38	153-74-8	1383	138.3	17	4164	416.4	393	39.3	57	0-0	193
1960	10	487	2532	253.2	33	150-71-8	1018	101.8	10	3550	355.0	332	33.2	48	0-0	179
1961	10	388	1498	149.8	12	200-96-17	1396	139.6	11	2894	289.4	190	19.0	27	2-3	143
1962	10	453	1520	152.0	16	199-88-22	1034	103.4	7	2554	255.4	167	16.7	24	2-3	138
1963	10	508	1765	176.5	18	201-88-14	1101	110.1	3	2866	286.6	169	16.9	22	4-8	171
1964	10	481	2104	210.4	18	164-70-8	1108	110.8	9	3212	321.2	214	21.4	29	4-15	150
1965	10	502	1862	186.2	15	178-85-7	1078	107.8	9	2940	294.0	189	18.9	25	5-11	170
1966	10	503	1997	199.7	18	181-97-9	1361	136.1	11	3358	335.8	235	23.5	31	7-11	192
1967	10	451	1644	164.4	17	170-76-13	918	91.8	2	2562	256.2	169	16.9	22	8-11	138
1968	10	436	1267	126.7	15	296-128-18	1926	192.6	12	3193	319.3	222	22.2	30	5-9	168
1969	10	470	1285	128.5	11	173-72-11	1073	107.3	10	2358	235.8	170	17.0	22	5-14	115
1970	11	571	1514	137.6	9	235-104-12	1417	128.8	13	2931	266.5	187	17.0	23	10-21	175
1971	11	588	2116	192.4	22	210-109-12	1472	133.8	8	3588	326.2	272	24.7	34	11-22	199
1972	11	587	2138	194.4	20	243-115-18	1656	150.5	16	3794	344.9	276	25.1	36	9-19	203
1973	11	643	2844	258.5	28	228-126-11	1762	160.2	11	4606	418.7	300	27.3	39	10-18	242
1974	11	580	2618	238.0	19	191-101-11	1482	134.7	11	4100	372.7	239	21.7	33	3-11	203
1975	11	715	4149	377.2	47	148-89-7	1451	131.9	9	5600	509.1	428	38.9	58	8-13	299
1976	11	700	3419	310.8	31	154-87-10	1161	105.5	4	4580	416.4	266	24.2	35	7-17	251
1977	11	636	2787	253.4	28	183-96-10	1488	135.3	7	4275	388.6	280	25.5	36	10-20	229
1978	11	622	2731	248.3	23	226-115-15	1660	150.9	6	4391	399.2	236	21.5	30	9-17	222
1979	11	604	2191	199.2	10	191-84-16	974	88.5	6	3165	287.7	134	12.2	16	9-13	173
1980	11	533	2224	202.2	17	230-115-13	1542	140.2	10	3766	342.4	259	23.5	30	17-20	192
1981	11	574	2214	201.3	24	239-137-15	2020	183.6	6	4234	384.9	261	23.7	31	15-19	207
1982	11	556	2259	205.4	24	287-157-17	1988	180.7	17	4247	386.1	320	29.1	42	11-17	230
1983	11	544	2349	213.5	24	287-164-14	1919	174.5	11	4268	388.0	280	25.5	37	8-15	233
1984	11	483	1774	161.3	12	334-170-19	2061	187.4	9	3835	348.6	209	19.0	23	16-22	205
1985	11	494	2020	183.6	14	281-146-9	1738	158.0	12	3758	341.6	217	19.7	27	10-15	205
1986	11	556	2687	244.3	28	282-149-16	1858	168.9	11	4545	413.2	315	28.6	40	12-17	224
1987	11	484	2075	188.6	21	327-171-23	2176	197.8	10	4251	386.5	260	23.6	33	10-19	238
1988	11	436	1496	136.0	12	367-202-15	2519	229.0	18	4015	365.0	244	22.2	30	12-18	209
1989	12	505	1966	163.8	16	359-184-14	2360	196.7	12	4326	360.5	241	20.1	28	17-26	241
1990	11	412	1520	138.2	17	382-195-13	2282	207.5	10	3802	345.6	204	18.5	27	5-5	207
1991	11	533	2046	186.0	12	267-137-12	1512	137.5	1	3558	323.5	119	10.8	13	10-14	195
1992	11	472	2032	184.7	15	316-162-17	1802	163.8	12	3834	348.5	229	20.8	30	7-11	208
1993	11	437	1570	142.7	13	333-189-22	2017	183.4	9	3587	326.1	186	16.9	23	9-17	202
1994	11	323	700	63.6	9	436-239-27	2712	246.5	14	3412	310.2	185	16.8	24	7-9	170
1995	12	424	1310	109.2	15	495-266-25	3084	257.0	16	4394	366.2	243	20.3	32	9-14	239
1996	11	449	1188	108.0	10	341-182-20	2063	187.5	10	3251	295.5	172	15.6	21	9-14	172
1997	11	395	1254	114.0	13	326-192-12	2320	210.9	15	3574	324.9	240	21.8	30	10-15	178
1998	11	406	1304	118.5	12	342-172-16	2362	214.7	7	3666	333.3	212	19.3	23	17-20	258
1999	11	472	1831	166.5	19	318-176-15	2509	228.1	19	4340	394.5	302	27.5	40	9-16	218
2000	11	458	2029	184.5	20	356-211-10	2612	237.5	10	4641	421.9	255	23.2	32	11-20	237
2001	12	570	2433	202.8	22	350-206-18	2734	227.8	14	5167	430.6	331	27.6	40	19-28	273
2002	14	640	2924	208.9	25	433-262-15	3020	215.7	14	5944	424.6	348	24.9	41	22-24	314
2003	13	506	2102	161.7	15	415-235-13	2899	223.0	14	5001	384.7	265	20.4	32	15-22	263
2004	12	413	1417	118.1	10	333-202-9	2337	194.8	15	3754	312.8	212	17.7	26	10-14	203
2005	12	456	1814	151.2	18	401-249-15	2695	224.6	15	4509	375.8	279	23.3	34	14-22	250
2006	12	430	1432	119.3	12	291-171-10	2042	170.2	10	3474	289.5	214	17.8	27	8-13	164
2007	13	472	1390	106.9	9	452-263-11	2932	225.5	18	4322	332.5	256	19.7	27	22-29	228
2008	12	488	1795	149.6	16	333-197-11	2204	183.7	14	3999	333.2	260	21.7	32	12-18	222
2009	12	500	2335	173.8	22	352-197-12	2215	184.6	10	4301	358.4	316	26.3	36	22-30	227
2010	12	480	2444	203.7	28	304-172-11	2309	192.4	14	4753	396.1	339	28.2	43	14-17	233
2011	13	460	1813	139.5	15	408-219-12	2759	212.2	19	4572	351.7	310	23.8	38	14-24	225
2012	12	436	1739	144.9	17	395-227-4	2501	208.4	23	4240	353.3	347	28.9	44	14-21	223
2013	12	470	2048	170.7	28	386-195-10	2795	232.9	19	4843	403.6	399	33.2	51	14-17	226
2014	12	431	1448	120.7	11	394-218-15	2790	232.5	19	4238	353.2	289	24.1	36	13-18	225
2015	12	418	1879	156.6	15	375-234-4	3059	254.9	26	4938	411.5	386	32.2	45	22-28	246
2016	12	485	2280	190.0	20	361-221-9	3079	256.6	25	5359	446.6	405	33.8	51	16-21	258
2017	13	557	2591	199.3	25	322-172-15	2155	165.8	18	4746	365.1	369	28.4	49	9-14	245
2018	13	442	1918	147.5	15	373-196-17	2379	183.0	12	4297	330.5	261	20.1	30	16-21	213

VIRGINIA

2019 UVA FOOTBALL

ALL-TIME RECORD VS. ALL OPPONENTS

Opponent	First Game	Last Game	W	L	T	Scoring		
						UVA	Opp.	Pct
Akron	2002	2004	2	0	0	99	29	1.000
Apprentice School	1943	1943	0	1	0	6	7	.000
Army	1954	1978	3	5	0	131	167	.375
Auburn	1997	2011	1	2	0	60	71	.333
Ball State	2013	2013	0	1	0	27	48	.000
Baltimore City College	1894	1894	1	0	0	36	0	1.000
Boise State	2015	2017	1	1	0	56	79	.500
Boston College	1963	2017	0	6	0	84	161	.000
Brigham Young	1987	2014	3	2	0	154	151	.600
Bucknell	1905	1906	1	1	0	20	23	.500
Buffalo	1967	1999	2	0	0	85	33	1.000
Carlisle	1900	1910	1	5	1	42	94	.214
Central Michigan	1996	2016	2	0	0	104	56	1.000
Centre	1919	1919	0	1	0	7	49	.000
Chicago	1939	1939	1	0	0	47	0	1.000
The Citadel	1950	1951	2	0	0	73	14	1.000
Clemson	1955	2013	8	38	1	682	1241	.181
Coast Guard	1945	1945	1	0	0	39	0	1.000
Colgate	1970	1970	1	0	0	54	12	1.000
Colorado State	2002	2002	0	1	0	29	35	.000
Columbia	1931	1938	0	4	0	12	103	.000
Connecticut	2007	2017	2	2	0	75	92	.500
Dartmouth	1934	1934	0	1	0	0	27	.000
Davidson	1902	1968	8	0	2	202	26	1.000
Dickinson	1890	1890	1	0	0	12	0	1.000
Duke	1890	2018	37	33	0	1549	1461	.529
East Carolina	1975	2008	1	2	0	66	112	.333
Eastern Michigan	2010	2010	1	0	0	48	21	1.000
Episcopal	1888	1899	2	0	0	49	6	1.000
Florida	1959	1959	0	1	0	10	55	.000
Florida State	1992	2014	3	15	0	256	590	.167
Fort Monroe	1894	1894	1	0	0	102	0	1.000
Franklin & Marshall	1897	1897	1	0	0	38	0	1.000
Fresno State	2004	2004	0	1	0	34	37	.000
Furman	1923	1923	0	1	0	10	13	.000
Gallaudet	1895	1907	7	1	0	161	21	.875
Georgetown	1889	1913	7	7	2	233	113	.500
George Washington	1897	1955	12	2	1	373	92	.833
Georgia	1897	2000	7	9	3	235	278	.438
Georgia Tech	1965	2018	19	21	1	1002	1072	.476
Hampden-Sydney	1906	1946	17	1	2	532	56	.900
Hampton A.C.	1896	1896	0	0	2	16	16	.500
Harvard	1915	1947	1	8	0	60	269	.111
Idaho	2011	2011	1	0	0	21	20	1.000
Illinois	1989	1999	0	2	0	42	94	.000
Indiana	2009	2018	2	2	0	114	92	.500
James Madison	1979	1983	2	1	0	107	44	.667
Johns Hopkins	1888	1922	8	1	0	263	45	.889
Kansas	1990	1991	2	0	0	90	29	1.000
Kent State	2014	2014	1	0	0	45	13	1.000
Kentucky	1902	1930	2	1	0	18	47	.667
Lafayette	1890	1942	2	1	1	64	31	.625
Lehigh	1889	1976	6	3	0	173	122	.667
Liberty	2018	2018	1	0	0	45	24	1.000
Louisiana Tech	2012	2012	0	1	0	38	44	.000
Louisville	1988	2018	3	4	0	171	177	.429
Lynchburg	1926	1926	1	0	0	38	0	1.000
Maryland	1919	2013	32	44	2	1380	1647	.423
Maryland A.C.	1895	1895	1	0	0	20	0	1.000
Maryland Med. Coll.	1898	1899	1	0	1	6	0	.750
Miami (Fl.)	1996	2018	7	9	0	386	426	.438
Miami (Ohio)	1948	1949	1	0	1	35	32	.750
Michigan	1899	1995	0	3	0	17	112	.000
Middle Tennessee	2007	2007	1	0	0	23	21	1.000
Miller School	1895	1896	2	0	0	56	2	1.000

Opponent	First Game	Last Game	W	L	T	Scoring		
						UVA	Opp.	Pct
Minnesota	2005	2005	1	0	0	34	31	1.000
Missouri	1973	1973	0	1	0	7	31	.000
Nashville	1902	1902	1	0	0	27	0	1.000
Navy	1889	2017	11	28	0	502	712	.282
Norfolk Blues	1912	1912	1	0	0	7	0	1.000
North Carolina	1892	2018	56	63	4	2000	2333	.472
North Carolina Pre-Flight	1944	1944	0	0	1	13	13	.500
NC State	1904	2018	22	35	1	1055	1144	.388
Notre Dame	1989	2015	0	2	0	40	70	.000
Oceana N.A.S.	1945	1945	1	0	0	40	0	1.000
Ohio	1993	2018	2	0	0	86	38	1.000
Ohio State	1933	1933	0	1	0	0	75	.000
Oklahoma	1991	1991	0	1	0	14	48	.000
Old Dominion	First Meeting							
Oregon	2013	2016	0	2	0	36	103	.000
Pantops Academy	1888	1889	2	0	0	64	0	1.000
Pennsylvania	1890	1950	1	15	0	63	512	.063
Penn State	1893	2012	3	5	0	93	179	.375
Pittsburgh	1953	2018	3	8	0	191	270	.273
Princeton	1890	1948	1	9	1	34	349	.136
Princeton J.V.	1891	1891	1	0	0	12	0	1.000
Purdue	1968	1984	1	1	0	33	68	.500
Randolph-Macon	1890	1933	21	0	1	888	21	.977
Richmond	1893	2018	29	3	2	1048	182	.882
Richmond Air Base	1943	1943	0	0	1	7	7	.500
Roanoke	1895	1932	6	0	0	170	0	1.000
Rutgers	1894	1981	3	2	0	85	26	.600
San Jose State	1998	1998	1	0	0	52	14	1.000
Schuylkill Navy	1891	1891	0	0	1	16	16	.500
Sewanee	1892	1931	3	2	1	70	25	.583
South Carolina	1912	2018	14	20	1	583	728	.414
Southern California	2008	2010	0	2	0	21	69	.000
Southern Miss.	2009	2011	0	2	0	58	67	.000
St. Albans	1895	1903	8	0	0	130	4	1.000
St. John's (Md.)	1891	1935	17	0	0	497	50	1.000
Swarthmore	1911	1929	2	1	0	67	16	.667
Syracuse	1975	2015	3	2	0	105	115	.600
Temple	2004	2005	2	0	0	95	17	1.000
Tennessee	1927	1990	1	3	0	52	119	.250
Texas	1977	1996	1	2	0	53	98	.333
Texas Christian	1994	2012	1	2	0	41	67	.333
Texas Tech	2007	2007	0	1	0	28	31	.000
Troy	2003	2003	1	0	0	24	0	1.000
Tulane	1949	1969	2	4	0	115	178	.333
UCLA	2014	2015	0	2	0	36	62	.000
Vanderbilt	1895	1975	7	12	2	257	341	.381
VMI	1893	2010	57	23	3	1697	848	.705
Virginia Tech	1895	2018	37	58	5	1538	1776	.395
Wake Forest	1889	2016	34	15	0	1221	907	.694
Washington	1976	1976	0	1	0	17	38	.000
Washington & Lee	1890	1953	21	13	1	563	339	.614
Washington YMCA	1893	1893	1	0	0	20	0	1.000
W. Philadelphia A.C.	1894	1894	1	0	0	64	0	1.000
West Virginia	1898	2002	12	10	1	366	330	.543
Western Michigan	2003	2006	2	1	0	100	52	.667
William & Mary	1908	2017	29	6	1	942	411	.819
Wisconsin	2001	2001	0	1	0	17	26	.000
Wyoming	2006	2007	1	1	0	16	35	.500
Yale	1914	1944	2	3	1	57	123	.417
Totals	1888	2018	659	48	5	22,869	25,529	.519

2019 Opponents are listed in bold



SERIES RECORDS VS. ALL OPPONENTS

Key to Neutral Sites

- H–Home Games
- A–Away Games
- AX–Alexandria, Va.
- AT–Atlanta, Ga.
- BA–Baltimore, Md.
- BH–Birmingham Ala.
- BO–Boise, Idaho
- CH–Charleston, W.Va.
- CR–Charlotte, N.C.
- DT–Detroit, Mich.
- ER–East Rutherford, N.J.
- HA–Honolulu, Hawaii
- JK–Jacksonville, Fla.
- LN–Lynchburg, Va.
- LO–Louisville, Ky.
- LX–Lexington, Va.
- MF–Miami/Ft. Lauderdale, Fla.
- NA–Nashville, Tenn.
- NF–Norfolk, Va.
- NO–New Orleans, La.
- OR–Orlando, Fla.
- RI–Richmond, Va.
- RO–Roanoke, Va.
- SH–Shreveport, La.
- WA–Washington, D.C.

AKRON (2-0-0)
 2002 W 48 29 H
 2004 W 51 0 H

APPRENTICE SCHOOL (0-1-0)
 1943 L 6 7 A

ARMY (3-5-0)
 1954 L 20 21 A
 1957 L 12 20 H
 1958 L 6 35 A
 1964 W 35 14 H
 1967 L 7 26 A
 1970 W 21 20 H
 1971 L 9 14 A
 1978 W 21 17 A

AUBURN (1-2-0)
 1997 L 17 28 H
 1998 W 19 0 A
 2011 L 24 43 AT*

* - Chick-fil-A Bowl

BALL STATE (0-1-0)
 2013 L 27 48 H

BALTIMORE CITY COLLEGE (1-0-0)
 1894 W 36 0 H

BOISE STATE (1-1-0)
 2015 L 14 56 H
 2017 W 42 23 A

BOSTON COLLEGE (0-6-0)
 1963 L 21 30 A
 1994 L 13 31 MF*
 2005 L 17 28 A
 2009 L 10 14 H
 2010 L 13 17 A
 2017 L 10 41 H

*1994 Carquest Bowl

BRIGHAM YOUNG (3-2-0)
 1987 W 22 16 BH*
 1999 W 45 40 A
 2000 L 35 38 H ot
 2013 W 19 16 H
 2014 L 33 41 A

*1987 All American Bowl

BUCKNELL (1-1-0)
 1905 W 15 11 NF
 1906 L 5 12 RI

BUFFALO (2-0-0)
 1967 W 35 12 H
 1999 W 50 21 H

CARLISLE (1-5-1)
 1900 L 2 17 WA
 1902 W 6 5 NF
 1903 T 6 6 NF
 1904 L 6 14 NF
 1905 L 0 12 NF
 1906 L 17 18 NF
 1910 L 5 22 WA

CENTRAL MICHIGAN (2-0-0)
 1996 W 55 21 H
 2016 W 49 35 H

CENTRE (0-1-0)
 1919 L 7 49 H

CHICAGO (1-0-0)
 1939 W 47 0 H

THE CITADEL (2-0-0)
 1950 W 34 14 A
 1951 W 39 0 H

CLEMSON (8-38-1)
 1955 L 7 20 H
 1956 L 0 7 A
 1957 L 6 20 H
 1958 L 15 20 A
 1959 L 0 47 H
 1960 L 7 21 A
 1963 L 0 35 H
 1964 L 7 29 A
 1965 L 14 20 H
 1966 L 35 40 A
 1969 L 14 21 H
 1970 L 17 27 A
 1971 L 15 32 RI
 1972 L 21 37 A
 1973 L 27 32 A
 1974 L 9 28 A
 1977 L 0 31 A
 1978 L 14 30 H
 1979 L 7 17 A
 1980 L 24 27 H
 1981 L 0 27 A
 1982 L 0 48 H
 1983 L 21 42 A

1984 L 0 55 H
 1985 L 24 27 A
 1986 L 17 31 H
 1987 L 21 38 A
 1988 L 7 10 H
 1989 L 20 34 A
 1990 W 20 7 H
 1991 T 20 20 A
 1992 L 28 29 H
 1993 L 14 23 A
 1994 W 9 6 H
 1995 W 22 3 A
 1996 L 16 24 H
 1997 W 21 7 A
 1998 W 20 18 H
 1999 L 14 33 A
 2000 L 10 31 H
 2001 W 26 24 A
 2002 W 22 17 H
 2003 L 27 30 A ot
 2004 W 30 10 H
 2008 L 3 13 H
 2009 L 21 34 A
 2013 L 10 59 H

COAST GUARD (1-0-0)
 1945 W 39 0 H

COLGATE (1-0-0)
 1970 W 54 12 H

COLORADO STATE (0-1-0)
 2002 L 29 35 H

COLUMBIA (0-4-0)
 1931 L 0 27 A
 1932 L 6 22 A
 1933 L 6 15 A
 1938 L 0 39 A

CONNECTICUT (2-2-0)
 2007 W 17 16 H
 2008 L 10 45 A
 2016 L 10 13 A
 2017 W 38 18 H

DARTMOUTH (0-1-0)
 1934 L 0 27 A

DAVIDSON (8-0-2)
 1902 W 35 0 H
 1903 W 22 0 A
 1907 T 5 5 H
 1908 W 12 0 H
 1909 W 11 0 H
 1916 W 14 0 H
 1921 W 28 0 H
 1935 T 0 0 H
 1962 W 34 7 H
 1968 W 41 14 H

DICKINSON (1-0-0)
 1890 W 12 0 WA

DUKE (37-33-0)
 1890 W 10 4 RI
 1891 L 0 20 RI
 1892 W 46 4 AT
 1893 W 30 0 LN
 1923 W 33 0 H
 1930 L 0 32 A
 1943 L 0 49 A
 1951 W 30 7 A
 1952 L 7 21 H
 1953 L 6 48 NF
 1956 L 7 40 H

1957 L 0 40 A
 1958 W 15 12 H
 1961 L 0 42 RI
 1963 L 8 30 H
 1964 L 0 30 A
 1965 L 7 21 H
 1966 L 8 27 A
 1967 L 6 13 H
 1968 W 50 20 A
 1969 W 10 0 H
 1970 L 7 17 A
 1971 L 0 28 H
 1972 L 13 37 A
 1973 W 7 3 H
 1974 L 7 27 A
 1975 L 11 26 A
 1976 L 6 21 H
 1977 L 7 31 H
 1978 L 13 20 A
 1979 W 30 12 H
 1980 W 20 17 A
 1981 L 24 29 H
 1982 L 17 51 A
 1983 W 38 30 H
 1984 W 38 10 A
 1985 W 37 14 H
 1986 L 13 20 A
 1987 W 42 17 H
 1988 L 34 38 A
 1989 W 49 28 H
 1990 W 59 0 A
 1991 W 34 3 H
 1992 W 55 28 A
 1993 W 35 0 H
 1994 L 25 28 A
 1995 W 44 30 H
 1996 W 27 3 A
 1997 W 13 10 H
 1998 W 24 0 A
 1999 L 17 24 H ot
 2000 W 26 10 A
 2001 W 31 10 H
 2002 W 27 22 A
 2003 W 27 0 H
 2004 W 37 16 A
 2005 W 38 7 H
 2006 W 37 0 A
 2007 W 24 13 H
 2008 L 3 31 A
 2009 L 17 28 H
 2010 L 48 55 A
 2011 W 31 21 H
 2012 L 17 42 A
 2013 L 22 35 H
 2014 L 13 20 A
 2015 W 42 34 H
 2016 W 34 20 A
 2017 W 28 21 H
 2018 W 28 14 A

EAST CAROLINA (1-2-0)
 1975 L 10 61 H
 2006 L 21 31 A
 2008 W 35 20 H

EASTERN MICHIGAN (1-0-0)
 2010 W 48 21 H

EPISCOPAL (2-0-0)
 1888 W 16 0 H
 1899 W 33 6 H

FLORIDA (0-1-0)
 1959 L 10 55 A

FLORIDA STATE (3-15-0)
 1992 L 3 13 H
 1993 L 14 40 A
 1994 L 17 41 A
 1995 W 33 28 H

1996 L 24 31 A
 1997 L 21 47 H
 1998 L 14 45 A
 1999 L 10 35 H
 2000 L 3 37 A
 2001 L 7 43 H
 2002 L 19 40 A
 2003 L 14 19 H
 2004 L 3 36 A
 2005 W 26 21 H
 2006 L 0 33 A
 2010 L 14 34 H
 2011 W 14 13 A
 2014 L 20 34 A

FORT MONROE (1-0-0)
 1894 W 102 0 H

FRANKLIN & MARSHALL (1-0-0)
 1897 W 38 0 H

FRESNO STATE (0-1-0)
 2004 L 34 37 BO*ot
 *2004 MPC Computers Bowl

FURMAN (0-1-0)
 1923 L 10 13 H

GALLAUDET (7-1-0)
 1895 W 16 6 H
 1896 W 6 0 H
 1897 W 20 4 H
 1898 W 16 0 H
 1899 L 5 11 H
 1900 W 34 0 H
 1901 W 24 0 H
 1907 W 40 0 H

GEORGETOWN (7-7-2)
 1889 W 32 0 H
 1892 T 4 4 H
 1893 L 24 28 H
 1893 W 58 0 A
 1898 W 12 0 A
 1899 T 0 0 A
 1900 L 0 10 A
 1901 L 16 17 A
 1906 W 12 0 A
 1907 W 28 6 A
 1908 W 6 0 A
 1909 W 21 0 A
 1910 L 0 15 A
 1911 L 0 9 A
 1912 L 13 16 A
 1913 L 7 8 A

GEORGE WASHINGTON (12-2-1)
 1897 W 10 0 H
 1898 W 47 0 H
 1905 W 55 0 WA
 1906 T 0 0 A
 1921 W 28 0 H
 1922 W 34 0 H
 1947 W 33 13 H
 1948 L 12 20 H
 1949 W 27 13 H
 1950 W 19 0 H
 1951 W 20 0 H
 1952 W 50 0 H
 1953 W 24 20 AX
 1954 W 14 13 H
 1955 L 0 13 H

GEORGIA (7-9-3)
 1897 W 17 4 AT
 1913 W 13 6 AT
 1914 W 28 0 H

VIRGINIA

2019 UVA FOOTBALL

1915	W	9	7	A
1916	L	7	13	H
1919	T	7	7	A
1920	T	0	0	H
1921	L	0	21	A
1922	T	6	6	A
1923	L	0	13	A
1924	L	0	7	H
1925	W	7	6	A
1926	L	7	27	H
1927	L	0	32	A
1979	W	31	0	A
1987	L	22	30	A
1995	W	34	27	AT*
1998	L	33	35	AT*
2000	L	14	37	HA&

*1995, 1998 Peach Bowl
& 2000 Jeep O'ahu Bowl

GEORGIA TECH (19-21-1)

1965	L	19	42	A
1966	L	13	14	A
1974	L	24	28	A
1976	L	14	35	A
1982	L	32	38	A
1983	L	27	31	A
1984	T	20	20	H
1985	W	24	13	A
1986	L	14	28	H
1987	W	23	14	A
1988	W	17	16	H
1989	W	17	10	A
1990	L	38	41	H
1991	L	21	24	A
1992	W	55	24	H
1993	W	35	14	A
1994	W	24	7	A
1995	W	41	14	H
1996	L	7	13	A
1997	W	35	31	H
1998	L	38	41	A
1999	W	45	38	H
2000	L	0	35	A
2001	W	39	38	H
2002	L	15	23	A
2003	W	29	17	H
2004	W	30	10	A
2005	W	27	17	H
2006	L	7	24	A
2007	W	28	23	H
2008	W	24	17	A
2009	L	9	34	H
2010	L	21	33	A
2011	W	24	21	H
2012	L	20	56	A
2013	L	25	35	H
2014	L	10	35	A
2015	W	27	21	H
2016	L	17	31	A
2017	W	40	36	H
2018	L	27	30	A ot

HAMPDEN-SYDNEY (17-1-2)

1906	W	38	5	H
1909	W	37	0	H
1911	W	23	0	H
1912	W	10	0	H
1913	W	53	0	H
1924	W	13	9	H
1925	W	40	0	H
1926	T	0	0	H
1927	W	38	6	H
1932	W	32	0	H
1933	T	7	7	H
1934	W	8	0	H
1935	L	7	12	H
1936	W	26	10	H
1937	W	13	7	H
1939	W	26	0	H
1941	W	41	0	H
1942	W	12	0	H
1944	W	37	0	H
1946	W	71	0	H

HAMPTON A.C. (0-0-2)

1896	T	10	10	H
1896	T	6	6	A

HARVARD (11-8-0)

1915	L	0	9	A
1916	L	0	51	A
1919	L	0	47	A
1920	L	0	24	A
1924	L	0	14	A
1931	L	0	19	A
1936	L	0	65	A
1938	L	13	40	A
1947	W	47	0	H

IDAHO (1-0-0)

2011	W	21	20	Hot
------	---	----	----	-----

ILLINOIS (0-2-0)

1990	L	21	31	OR*
1999	L	21	63	MF&

*1990 Florida Citrus Bowl
& 1999 Micronpc.com Bowl

INDIANA (2-2-0)

2009	W	47	7	H
2011	W	34	31	A
2017	L	17	34	H
2018	L	16	20	A

JAMES MADISON (2-1-0)

1979	W	69	9	H
1982	L	17	21	H
1983	W	21	14	H

JOHNS HOPKINS (8-1-0)

1888	L	0	26	H
1889	W	58	0	H
1893	W	28	12	H
1894	W	76	0	H
1900	W	20	0	H
1911	W	34	0	A
1920	W	14	0	A
1921	W	14	7	H
1922	W	19	0	A

KANSAS (2-0-0)

1990	W	59	10	A
1991	W	31	19	H

KENT STATE (1-0-0)

2014	W	45	13	H
------	---	----	----	---

KENTUCKY (2-1-0)

1902	W	12	0	A
1903	W	6	0	H
1930	L	0	47	A

LAFAYETTE (2-1-1)

1890	W	20	6	H
1891	T	6	6	H
1941	W	25	0	H
1942	L	13	19	A

LEHIGH (6-3-0)

1889	L	12	24	H
1899	W	10	0	RI
1902	L	6	34	WA
1909	L	7	11	NF
1940	W	32	0	H
1941	W	34	0	H
1954	W	27	21	H
1956	W	24	12	A
1976	W	21	20	H

LIBERTY (1-0-0)

2018	W	45	24	H
------	---	----	----	---

LOUISIANA TECH (0-1-0)

2012	L	38	44	H
------	---	----	----	---

LOUISVILLE (3-4-0)

1988	L	28	30	A
1989	W	16	15	H
2014	W	23	21	H
2015	L	31	38	A
2016	L	25	32	H
2017	L	21	38	A
2018	W	27	3	H

LYNCHBURG (1-0-0)

1926	W	38	0	H
------	---	----	---	---

MARYLAND (32-44-2)

1919	L	0	13	H
1925	W	6	0	H
1926	T	6	6	A
1927	W	21	0	H
1928	L	2	18	A
1929	T	13	13	A
1930	L	6	14	H
1931	L	6	7	A
1932	W	7	6	H
1933	W	6	0	H
1934	L	0	20	A
1935	L	7	14	H
1936	L	0	21	H
1937	L	0	3	H
1938	W	27	19	A
1939	W	12	7	H
1940	W	19	6	A
1942	L	12	27	H
1943	W	39	0	H
1944	W	18	7	WA
1945	L	13	19	WA
1957	L	0	12	A
1958	L	6	44	H
1959	L	12	55	A
1960	L	12	44	H
1961	W	28	16	H
1962	L	18	40	A
1963	L	6	21	A
1964	L	0	10	H
1965	W	33	27	A
1966	W	41	17	H
1967	W	12	7	A
1968	W	28	23	H
1969	L	14	17	A
1970	L	14	17	H
1971	W	29	27	A
1972	L	23	24	H
1973	L	0	33	A
1974	L	0	10	H
1975	L	24	62	A
1976	L	0	28	H
1977	L	0	28	A
1978	L	7	17	H
1979	L	7	17	A
1980	L	0	31	H
1981	L	7	48	A
1982	L	14	45	H
1983	L	3	23	A
1984	L	34	45	H
1985	L	21	33	A
1986	L	10	42	H
1987	L	19	21	A
1988	W	24	23	H
1989	W	48	21	A
1990	L	30	35	H
1991	L	6	17	A
1992	W	28	15	H
1993	W	43	29	A
1994	W	46	21	H
1995	W	21	18	A
1996	W	21	3	H
1997	W	45	0	A
1998	W	31	19	H
1999	W	34	30	A
2000	W	31	23	H
2001	L	21	41	A
2002	W	48	13	H
2003	L	17	27	A
2004	W	16	0	H
2005	L	33	45	A
2006	L	26	28	H
2007	W	18	17	A
2008	W	31	0	H
2009	W	20	9	A

2010	L	23	42	H
2011	W	31	13	A
2012	L	20	27	H
2013	L	26	27	A

MARYLAND A.C. (1-0-0)

1895	W	20	0	H
------	---	----	---	---

MD. MEDICAL COLLEGE (1-0-1)

1898	W	6	0	H
1899	T	0	0	H

MIAMI (Fla.) (7-9-0)

1996	L	21	31	MF*
2004	L	21	31	H
2005	L	17	25	A
2006	W	17	7	H
2007	W	48	0	A
2008	L	17	24	H ot
2009	L	17	52	A
2010	W	24	19	H
2011	W	31	13	A
2012	W	41	40	H
2013	L	26	45	A
2014	W	30	13	H
2015	L	21	27	A
2016	L	14	34	H
2017	L	28	44	A
2018	W	16	13	H

*1996 Carquest Bowl

MIAMI (Ohio) (1-0-1)

1948	T	14	14	H
1949	W	21	18	H

MICHIGAN (0-3-0)

1899	L	0	38	DT
1971	L	0	56	A
1995	L	17	18	A

MIDDLE TENNESSEE (1-0-0)

2007	W	23	21	A
------	---	----	----	---

MILLER SCHOOL (2-0-0)

1895	W	30	0	H
1896	W	26	2	H

MINNESOTA (1-0-0)

2005	W	34	31	NA*
------	---	----	----	-----

*2005 Music City Bowl

MISSOURI (0-1-0)

1973	L	7	31	A
------	---	---	----	---

NASHVILLE, University of (1-0-0)

1902	W	27	0	A
------	---	----	---	---

NAVY (11-28-0)

1889	L	12	22	A
1893	L			



Table with columns for year, result, score, and opponent. Includes entries for years 1962-2018.

NORTH CAROLINA PRE-FLIGHT (0-0-1)

NC STATE (22-35-1)

Table with columns for year, result, score, and opponent. Includes entries for years 1904-1973.

Table with columns for year, result, score, and opponent. Includes entries for years 1974-2018.

NOTRE DAME (0-2-0)

OCEANA N.A.S. (1-0-0)

OHIO (2-0-0)

OHIO STATE (0-1-0)

OKLAHOMA (0-1-0)

OREGON (0-2-0)

PANTOPS ACADEMY (2-0-0)

PENNSYLVANIA (1-15-0)

RICHMOND (29-3-2)

PENN STATE (3-5-0)

Table with columns for year, result, score, and opponent. Includes entries for years 1988-2012.

PITTSBURGH (3-8-0)

Table with columns for year, result, score, and opponent. Includes entries for years 1953-2018.

PRINCETON (1-9-1)

Table with columns for year, result, score, and opponent. Includes entries for years 1890-1948.

PRINCETON JV (1-0-0)

PURDUE (1-1-0)

RANDOLPH-MACON (21-0-1)

Table with columns for year, result, score, and opponent. Includes entries for years 1890-1933.

RICHMOND (29-3-2)

Table with columns for year, result, score, and opponent. Includes entries for years 1893-1943.

Table with columns for year, result, score, and opponent. Includes entries for years 1944-2018.

RICHMOND A.B. (0-0-1)

Table with columns for year, result, score, and opponent. Includes entry for 1943.

ROANOKE (6-0-0)

Table with columns for year, result, score, and opponent. Includes entries for years 1895-1932.

RUTGERS (3-2-0)

Table with columns for year, result, score, and opponent. Includes entries for years 1894-1981.

SAN JOSE STATE (1-0-0)

Table with columns for year, result, score, and opponent. Includes entry for 1998.

SCHUYLKILL NAVY (0-0-1)

Table with columns for year, result, score, and opponent. Includes entry for 1891.

SEWANEE (3-2-1)

Table with columns for year, result, score, and opponent. Includes entries for years 1892-1931.

SOUTH CAROLINA (14-20-1)

Table with columns for year, result, score, and opponent. Includes entries for years 1912-1981.

Table with columns for year, result, score, and opponent. Includes entries for years 1986-2018.

SOUTHERN CALIFORNIA (0-2-0)

Table with columns for year, result, score, and opponent. Includes entries for years 2008-2010.

SOUTHERN MISS (0-2-0)

Table with columns for year, result, score, and opponent. Includes entries for years 2009-2011.

ST. ALBANS (8-0-0)

Table with columns for year, result, score, and opponent. Includes entries for years 1895-1903.

ST. JOHN'S (Md.) (17-0-0)

Table with columns for year, result, score, and opponent. Includes entries for years 1891-1935.

SWARTHMORE (2-1-0)

Table with columns for year, result, score, and opponent. Includes entries for years 1911-1929.

SYRACUSE (3-2-0)

Table with columns for year, result, score, and opponent. Includes entries for years 1975-2015.

TEMPLE (2-0-0)

Table with columns for year, result, score, and opponent. Includes entries for years 2004-2005.

TENNESSEE (1-3-0)

Table with columns for year, result, score, and opponent. Includes entries for years 1927-1991.

TEXAS (1-2-0)

Table with columns for year, result, score, and opponent. Includes entries for years 1977-1996.

TEXAS CHRISTIAN (1-2-0)

Table with columns for year, result, score, and opponent. Includes entries for years 1994-2012.

VIRGINIA

2019 UVA FOOTBALL

TEXAS TECH (0-1-0)
2007 L 28 31 JK*
*2008 Gator Bowl

TROY (1-0-0)
2003 W 24 0 H

TULANE (2-4-0)
1949 L 14 28 H
1950 L 18 42 A
1966 L 6 20 H
1967 W 14 10 A
1968 W 63 47 H
1969 L 0 31 A

UCLA (0-2-0)
2014 L 20 28 H
2015 L 16 34 A

VANDERBILT (7-12-2)
1895 W 6 4 AT
1897 T 0 0 A
1898 W 18 0 LO
1912 L 0 13 A
1913 W 34 0 H
1914 W 20 7 A
1915 W 35 10 H
1916 L 6 27 A
1919 L 6 10 H
1920 T 7 7 A
1928 L 0 34 A
1952 W 27 0 H
1953 L 13 28 A
1955 L 7 34 A
1956 L 2 6 H
1958 L 6 39 A
1959 L 0 33 H
1971 W 27 23 H
1972 L 7 10 A
1973 L 22 39 H
1975 L 14 17 A

VMI (57-23-3)
1893 W 22 0 A
1896 W 46 0 LN
1900 T 0 0 A
1901 W 28 0 LN
1904 W 17 0 H
1906 W 4 0 H
1907 W 18 17 H
1909 W 32 0 H
1910 W 28 0 H
1911 W 22 6 H
1912 L 0 19 H
1913 W 38 7 H
1915 W 44 0 H
1916 W 20 7 H
1919 W 7 0 H
1920 L 6 22 H
1921 W 14 7 A
1922 L 0 14 H
1923 L 0 35 H
1924 W 13 0 A
1925 W 18 10 H
1926 W 14 7 A
1927 W 13 8 H
1928 L 0 9 A
1929 L 7 20 H
1930 W 13 0 A
1931 L 3 18 H
1932 L 4 6 A
1933 L 12 13 H
1934 W 17 13 A
1935 T 0 0 H
1936 L 6 12 A
1937 L 7 26 H
1938 T 12 12 H
1939 L 13 16 A
1940 L 0 7 H
1941 W 27 7 A
1942 L 18 38 H
1943 W 34 0 A
1944 W 34 0 LN
1945 W 40 7 LN

1946 W 19 8 H
1947 W 35 6 A
1948 W 26 14 H
1949 W 32 13 LN
1950 W 26 13 H
1951 W 34 14 H
1952 W 33 14 RI
1953 L 6 21 H
1954 W 21 0 H
1955 W 20 13 H
1956 W 18 0 H
1957 L 7 20 H
1958 L 0 33 NF
1959 L 12 19 LN
1960 L 16 30 H
1961 W 14 7 NF
1962 W 28 6 H
1963 W 6 0 RI
1964 W 20 19 RI
1965 W 14 10 H
1966 W 38 27 H
1967 L 13 18 H
1968 W 47 0 H
1969 W 28 10 RI
1970 W 49 10 H
1972 W 45 14 H
1973 W 16 0 H
1974 W 28 10 H
1975 W 22 21 H
1976 L 7 13 NF
1977 L 6 30 H
1978 L 9 17 H
1979 W 19 0 H
1981 W 13 10 H
1982 W 37 6 H
1983 W 38 10 H
1984 W 35 7 H
1985 W 40 15 H
1987 W 30 0 H
1991 W 42 0 H
2010 W 48 7 H
2013 W 49 0 H

VIRGINIA TECH (37-57-5)
1895 W 38 0 H
1896 W 44 0 H
1899 W 28 0 H
1900 W 17 5 H
1901 W 16 0 A
1902 W 6 0 H
1903 W 21 0 RI
1904 W 5 0 RI
1905 L 0 11 H
1923 L 3 6 H
1924 W 6 0 A
1925 W 10 0 H
1926 L 0 6 A
1927 W 7 0 H
1928 L 0 20 A
1929 L 12 32 H
1930 L 13 34 A
1931 T 0 0 H
1932 L 0 13 A
1933 T 6 6 H
1934 L 6 19 A
1935 T 0 0 H
1936 L 6 7 A
1937 L 7 14 H
1938 W 14 6 A
1939 L 0 13 H
1940 L 0 6 NF
1941 W 34 0 NF
1942 L 14 20 NF
1945 W 31 13 RO
1946 T 21 21 RO
1947 W 41 7 RO
1948 W 28 0 RO
1949 W 26 0 RO
1950 W 45 6 RO
1951 W 33 0 RO
1952 W 42 0 RO
1953 L 6 20 H
1954 L 0 6 RO
1955 L 13 17 RO
1956 L 7 14 RO
1957 W 38 7 RI
1958 L 13 22 RO
1959 L 14 40 RI
1960 L 6 40 RO

1961 L 0 20 RO
1962 L 15 20 RO
1963 L 0 10 RO
1964 W 20 17 H
1965 L 14 22 A
1966 L 7 24 H
1970 W 7 0 A
1971 L 0 6 H
1972 W 24 20 H
1973 L 15 27 A
1974 W 28 27 H
1975 L 17 24 A
1976 L 10 14 H
1977 T 14 14 A
1978 W 17 7 H
1979 W 20 18 H
1980 L 0 30 A
1981 L 3 20 H
1982 L 14 21 A
1983 L 0 48 H
1984 W 26 23 A
1985 L 10 28 H
1986 L 10 42 A
1987 W 14 13 H
1988 W 16 10 A
1989 W 32 25 H
1990 L 13 38 A
1991 W 38 0 H
1992 W 41 38 A
1993 L 17 20 H
1994 W 42 23 A
1995 L 29 36 H
1996 L 9 26 A
1997 W 34 20 H
1998 W 36 32 A
1999 L 7 31 H
2000 L 21 42 A
2001 L 17 31 H
2002 L 9 21 A
2003 W 35 21 H
2004 L 10 24 A
2005 L 14 52 H
2006 L 0 17 A
2007 L 21 33 H
2008 L 14 17 A
2009 L 13 42 H
2010 L 7 37 A
2011 L 0 38 H
2012 L 14 17 A
2013 L 6 16 H
2014 L 20 24 A
2015 L 20 23 H
2016 L 10 52 A
2017 L 0 10 H
2018 L 31 34 A ot

WAKE FOREST (34-15-0)
1889 W 46 4 RI
1911 W 29 6 H
1955 L 7 13 H
1956 W 7 6 H
1957 W 28 20 A
1959 L 12 34 A
1960 L 20 28 H
1961 L 15 21 A
1962 W 14 12 H
1964 L 21 31 H
1966 W 24 10 H
1967 W 14 12 A
1969 L 21 23 H
1970 L 7 27 H
1972 W 15 12 A
1973 W 21 10 H
1974 W 14 0 A
1975 L 21 66 H
1976 W 18 17 A
1977 W 12 10 H
1978 L 0 14 A
1980 W 24 21 A
1981 L 21 24 H
1982 W 34 27 H
1983 L 34 38 A
1984 W 28 9 H
1985 W 20 18 A
1986 W 30 28 A
1987 W 35 21 H
1988 W 34 14 A
1989 W 47 28 H
1990 W 49 14 A

1991 W 48 7 H
1992 W 31 17 A
1993 W 21 9 H
1994 W 42 6 A
1995 W 35 17 H
1996 W 42 7 A
1997 W 21 13 H
1998 W 38 17 A
1999 W 35 7 H
2000 W 27 10 A
2001 L 30 34 H
2002 W 38 34 A
2003 W 27 24 H
2007 W 17 16 H
2008 L 17 28 A
2012 L 10 16 H
2016 L 20 27 A

WASHINGTON (0-1-0)
1976 L 17 38 A

WASHINGTON & LEE (21-13-1)
1890 W 46 0 A
1900 W 28 0 H
1901 W 28 0 H
1902 W 16 0 H
1903 W 16 0 H
1904 W 17 0 H
1907 L 5 6 H
1922 W 22 6 A
1923 L 0 7 A
1924 L 7 20 H
1925 L 0 12 A
1926 W 30 7 H
1927 W 13 7 A
1928 W 20 13 H
1929 T 13 13 A
1930 W 21 7 H
1931 L 0 18 A
1932 L 0 7 H
1933 L 0 6 A
1934 L 0 20 H
1935 L 0 20 A
1936 L 0 13 H
1937 L 6 13 A
1938 W 13 0 H
1939 W 7 0 A
1940 W 20 6 H
1941 W 27 7 H
1942 W 34 7 A
1947 W 32 7 H
1948 W 41 6 A
1949 W 27 7 H
1950 W 26 21 RI
1951 L 14 42 A
1952 W 21 14 H
1953 L 13 27 A

WASHINGTON YMCA (1-0-0)
1893 W 20 0 H

WEST PHILADELPHIA A.C. (1-0-0)
1894 W 64 0 H

WEST VIRGINIA (12-10-1)
1898 L 0 6 CH
1921 L 0 7 H
1922 L 0 13 A
1943 W 6 0 CH
1944 W 24 6 CH
1945 W 13 7 CH
1946 W 21 0 H
1947 W 6 0 A
1948 W 7 0 H
1949 W 19 14 H
1950 W 28 21 A
1954 L 10 14 H
1957 T 6 6 A
1965 W 41 0 RI
1972 L 10 48 H
1973 L 17 42 A
1977 L 0 13 H
1978 L 17 20 A
1980 L 21 45 A
1981 L 18 32 H

1984 W 27 7 A
1985 W 27 7 H
2002 W 48 22 CR*
*2002 Continental Tire Bowl

WESTERN MICHIGAN (2-1-0)
2003 W 59 16 A
2005 W 31 19 H
2006 L 10 17 H

WILLIAM & MARY (29-6-1)
1908 W 11 0 H
1909 W 30 0 H
1910 W 10 0 H
1911 W 81 0 H
1912 W 60 0 H
1920 W 27 0 H
1935 T 0 0 A
1936 W 7 0 NF
1937 W 6 0 H
1938 W 34 0 H
1939 W 26 6 NF
1940 L 6 13 A
1950 W 13 0 H
1951 W 46 0 H
1952 W 20 13 A
1959 L 0 37 H
1960 L 21 41 NF
1961 W 21 6 H
1962 W 19 7 A
1963 W 9 7 H
1964 W 14 13 A
1969 W 28 15 A
1970 W 33 6 H
1974 W 38 28 H
1976 L 0 14 H
1986 L 37 41 H
1988 W 31 23 H
1989 W 24 12 H
1990 W 63 35 H
1992 W 33 7 H
1994 W 37 3 H
1995 W 40 16 H
2009 L 14 26 H
2011 W 40 3 H
2015 W 35 29 H
2017 W 28 10 H

WISCONSIN (0-1-0)
2001 L 17 26 A

WYOMING (1-1-0)
2006 W 13 12 Hot
2007 L 3 23 A

YALE (2-3-1)
1914 L 0 21 A
1915 W 10 0 A
1916 L 3 61 A
1940 W 19 14 A
1941 L 19 21 A
1944 T 6 6 A



ALL-TIME SCORES

+ Early UVA teams probably coached by student managers and team captains.
(T) Thanksgiving

1888 (2-1-0)

Coach: Unknown +
Captain: Francklyn A. Meacham
N20 Pantops Academy H W 20 0
N24 Episcopal H.S. H W 16 0
D8 Johns Hopkins H L 0 26

1889 (4-2-0)

Coach: Unknown +
Captain: Sidney M. Neely
O8 Pantops Academy H W 44 0
O15 Georgetown H W 32 0
O22 Johns Hopkins H W 58 0
O29 Lehigh H L 12 24
N6 Wake Forest N W 46 4
N20 Navy A L 12 22
N-Richmond, Va.

1890 (5-2-0)

Coach: Unknown +
Captain: William W. Daggett
N10 Dickinson N1 W 12 0
O27 Pennsylvania N2 L 0 72
O28 Princeton N2 L 0 115
N10 Lafayette H W 20 6
N24 Randolph-Macon H W 136 0
N26 Washington & Lee A W 46 0
N29 Duke N3 W 10 4
N1, Washington, D.C.; N2, Baltimore, Md.; N3, Richmond, Va.

1891 (2-1-2)

Coach: Unknown +
Captain: Oliver W. Catchings
N14 St. John's H W 34 0
N16 Schuylkill Navy H T 16 16
N21 Lafayette H T 6 6
N23 Princeton JV H W 12 0
N28 Duke N L 0 20
N-Richmond, Va.

1892 (3-2-1)

Coach: Unknown +
Captain: Richard S. Thomas, Jr.
O11 Pennsylvania H L 0 32
O22 North Carolina H W 30 18
O29 Sewanee N1 W 30 0
N16 Georgetown H T 4 4
N24 Duke N2 W 46 4
N26 North Carolina N2 L 0 26
N1, Richmond, Va.; N2, Atlanta, Ga.

1893 (8-3-0)

Coach: John Poe
Captain: John A. Penton
O7 Richmond H W 34 4
O14 Penn State H L 0 6
O19 Washington YMCA H W 20 0
O21 Navy A L 0 28
O28 Johns Hopkins H W 28 12
N4 Georgetown H L 24 28
N11 Duke N1 W 30 0
N18 Georgetown A W 58 0
N22 Navy A W 12 0
N25 VMI A W 22 0
N30 North Carolina (T) N2 W 16 0
N1, Lynchburg, Va. N2, Richmond, Va.

1894 (8-2-0)

Coach: John Poe
Captain: John A. Penton
O2 Richmond H W 48 0
O6 Baltimore City Coll. H W 36 0
O15 Princeton N1 L 0 12
O18 Richmond A W 28 0
O20 Johns Hopkins H W 76 0
O26 Pennsylvania N2 L 6 14
N3 Rutgers H W 20 4
N13 Ft. Monroe H W 102 0
N20 W. Philadelphia AC H W 64 0
N29 North Carolina (T) N3 W 34 0
N1, Baltimore, Md.; N2, Washington, D.C.; N3, Richmond, Va.

1895 (9-2-0)

Coach: Harry Mackey
Captain: John A. Penton
O2 Miller School H W 30 0
O5 Virginia Tech H W 38 0
O9 Princeton N1 L 0 36
O12 Maryland A.C. H W 20 0
O19 Pennsylvania A L 0 54
O26 Gallaudet H W 16 6
O29 Roanoke H W 14 0
N11 St. Albans H W 14 4
N12 Richmond H W 62 0
N16 Vanderbilt N2 W 6 4
N28 North Carolina (T) N3 W 6 0
N1, Baltimore, Md.; N2, Atlanta, Ga.; N3, Richmond, Va.

1896 (7-2-2)

Coach: Martin Bergen
Captain: Paul Lee Cocke
O3 Hampton Athletic Club H T 10 10
O10 Miller School H W 26 2
O14 Pennsylvania A L 0 20
O17 St. John's H W 48 0
O21 Princeton A L 0 48
O31 Virginia Tech H W 44 0
N2 St. Albans H W 6 0
N11 VMI N1 W 46 0
N14 Hampton A.C. A T 6 6
N21 Gallaudet H W 6 0
N26 North Carolina (T) N2 W 46 0
N1, Lynchburg, Va.; N2, Richmond, Va.

1897 (6-2-1)

Coach: Martin Bergen
Captain: James Morrison
O2 Franklin & Marshall H W 38 0
O9 St. Albans H W 14 0
O13 Pennsylvania A L 0 42
O30 Georgia N1 W 17 4
N6 Gallaudet H W 20 4
N13 Navy A L 0 4
N18 George Washington H W 10 0
N25 North Carolina N2 W 12 0
D6 Vanderbilt (T) A T 0 0
N1, Atlanta, Ga.; N2, Richmond, Va.

1898 (6-5-0)

Coach: Joseph Massie
Captain: Harris T. Collier
O1 St. Albans H W 16 0
O12 Pennsylvania A L 0 40
O15 Gallaudet H W 16 0
O29 George Washington H W 47 0
N2 Princeton A L 0 12
N5 Md. Medical Col. H W 6 0
N8 Georgetown A W 12 0
N12 Vanderbilt N1 W 18 0
N14 West Virginia N2 L 0 6
N19 Navy H L 0 6
N24 North Carolina (T) N3 L 2 6
N1, Louisville, Ky.; N2, Charleston, W.Va.; N3, Richmond, Va.

1899 (4-3-2)

Coach: Archie Hoxton
Captain: Harry T. Summersgill
S30 St. Albans H W 10 0
O7 Episcopal High H W 33 6
O11 Pennsylvania A L 6 33
O14 Md. Medical Col. H T 0 0
O21 Gallaudet H L 5 11
N4 Michigan N1 L 0 38
N11 Virginia Tech H W 28 0
N18 Georgetown A T 0 0
N30 Lehigh (T) N2 W 10 0
N1, Detroit, Mich.; N2, Richmond, Va.

1900 (7-2-1)

Coach: Archie Hoxton
Captain: John E. Loyd
O5 Washington & Lee H W 28 0
O10 Richmond H W 51 0
O13 Carlisle N1 L 2 17
O20 Johns Hopkins H W 20 0
O24 VMI A T 0 0
N10 Gallaudet H W 34 0
N14 Virginia Tech H W 17 5
N17 Georgetown A L 0 10
N24 North Carolina N2 W 17 0
N29 Sewanee (T) N3 W 17 5
N1, Washington, D.C.; N2, Norfolk, Va.; N3, Richmond, Va.

1901 (8-2-0)

Coach: Wesley Abbott
Captain: Robert M. Coleman
O2 Washington & Lee H W 28 0
O5 Roanoke H W 68 0
O9 St. Albans H W 39 0
O12 Gallaudet H W 24 0
O16 Pennsylvania A L 5 20
O26 Virginia Tech A W 16 0
N11 VMI N1 W 28 0
N16 Georgetown A L 16 17
N23 North Carolina N2 W 23 6
N28 Sewanee (T) N3 W 23 5
N1, Lynchburg, Va.; N2, Norfolk, Va.; N3, Richmond, Va.

1902 (8-1-1)

Coach: John DeSaulles
Captain: H. Dorsey Waters
S30 Washington & Lee H W 16 0
O4 St. Albans H W 15 0
O18 Nashville A W 27 0
O20 Kentucky A W 12 0
O25 St. John's H W 22 0
N1 Davidson H W 35 0
N8 Lehigh N1 L 6 34
N15 Virginia Tech H W 6 0
N22 Carlisle N2 W 6 5
N27 North Carolina (T) N3 T 12 12
N1, Washington, D.C.; N2, Norfolk, Va.; N3, Richmond, Va.

1903 (7-2-1)

Coach: Gresham Poe
Captain: I. Branch Johnson
S26 St. Albans H W 16 0
S30 Randolph-Macon H W 37 0
O3 Washington & Lee H W 16 0
O10 Navy A L 5 6
O17 Kentucky H W 6 0
O24 Virginia Tech N1 W 21 0
O31 Davidson A W 22 0
N7 St. John's H W 48 6
N21 Carlisle N2 T 6 6
N26 North Carolina (T) N3 L 0 16
N1, Richmond, Va.; N2, Norfolk, Va.; N3, Richmond, Va.

1904 (6-3-0)

Coach: Foster Sanford
Captain: Walter W. Council
S24 Randolph-Macon H W 16 0
S28 Washington & Lee H W 17 0
O1 Pennsylvania A L 0 24
O15 N.C. State H W 5 0
O22 VMI H W 17 0
O29 Carlisle N2 L 6 14
N5 Virginia Tech N1 W 5 0
N12 Navy H L 0 5
N24 North Carolina (T) N3 W 12 11
N1, Richmond, Va.; N2, Norfolk, Va.; N3, Richmond, Va.

1905 (5-4-0)

Coach: William Cole
Captain: Merritt T. Cooke
S27 Randolph-Macon H W 59 0
S30 St. John's H W 30 5
O7 N.C. State H W 10 0
O14 Carlisle N1 L 0 12
O21 Bucknell N2 W 15 11
N4 Virginia Tech H L 0 11
N11 George Washington N3 W 55 0
N18 Navy A L 0 22
N30 North Carolina (T) N2 L 0 17
N1, Richmond, Va.; N2, Norfolk, Va.; N3, Washington, D.C.

1906 (7-2-2)

Coach: William Cole
Captain: Edward Hammond Johnson
S29 St. John's H W 11 0
O3 Richmond H W 22 0
O6 N.C. State H T 0 0
O10 Randolph-Macon H W 38 0
O13 Hampden-Sydney H W 38 5
O20 VMI H W 4 0
O27 Richmond H W 12 6
N3 Bucknell N1 L 5 12
N10 Georgetown A W 12 0
N17 George Washington A T 0 0
N29 Carlisle (T) N2 L 17 18
N1, Richmond, Va.; N2, Norfolk, Va.

1907 (6-3-1)

Coach: Edward Hammond Johnson
Captain: John H. Neff
S27 Davidson H T 5 5
O2 Richmond H W 38 0
O5 St. John's H W 22 4
O12 Gallaudet H W 40 0
O19 VMI H W 18 17
O26 North Carolina N1 W 9 4
N2 Sewanee N2 L 0 12
N9 Washington & Lee H L 5 6
N16 Georgetown A W 28 6
N28 N.C. State (T) N3 L 4 10
N1, Richmond, Va.; N2, Norfolk, Va.; N3, Norfolk, Va.

1908 (7-0-1)

Coach: M.T. Cooke
Captain: William C. Glotch
S26 William & Mary H W 11 0
S30 St. John's H W 18 9
O3 Randolph-Macon H W 22 0
O9 Davidson H W 12 0
O17 Sewanee N1 T 0 0
O31 N.C. State N2 W 6 0
N14 Georgetown A W 6 0
N26 North Carolina (T) N3 W 31 0
N1, Norfolk, Va.; N2, Norfolk, Va.; N3, Richmond, Va.

VIRGINIA



Led by center Bull Early, captain John Penton and back Mack Pope, the 1893 Cavaliers defeated North Carolina 16-0 and were declared "Champions of the South."

1909 (7-1-0)

Coach: John Neff
Captains: B.R. Cecil, Kemper W. Yancey

S25	William and Mary	H	W	30	0
S29	Hampden-Sydney	H	W	37	0
O1	Davidson	H	W	11	0
O9	St. John's	H	W	12	0
O16	Lehigh	N	L	7	11
O23	Navy	A	W	5	0
N6	VMI	H	W	32	0
N13	Georgetown	A	W	21	0

N-Norfolk, Va.

1910 (6-2-0)

Coach: Charles Crawford
Captain: Horace Geyer, Jr.

S24	William & Mary	H	W	10	0
O1	Randolph-Macon	H	W	17	0
O8	Roanoke	H	W	21	0
O15	St. John's	H	W	29	0
O22	VMI	H	W	28	0
N5	Carlisle	N1	L	5	22
N12	Georgetown	A	L	0	15
N24	North Carolina (T)	N2	W	7	0

N1, Washington, D.C.; N2, Richmond, Va.

1911 (8-2-0)

Coach: Kemper Yancey
Captains: Joseph H. Wood, Hedley M. Bowen

S23	Hampden-Sydney	H	W	23	0
S30	William & Mary	H	W	81	0
O7	Randolph-Macon	H	W	31	0
O14	Swarthmore	H	L	8	9
O21	St. John's	H	W	6	0
O28	VMI	H	W	22	6
N4	Wake Forest	H	W	29	6
N11	Johns Hopkins	A	W	34	0
N18	Georgetown	A	L	0	9
N30	North Carolina (T)	N	W	28	0

N-Richmond, Va.

1912 (6-3-0)

Coach: Speed Elliott
Captain: T. Hardy Todd

S28	William & Mary	H	W	60	0
O5	Randolph-Macon	H	W	45	0
O12	Hampden-Sydney	H	W	10	0
O14	South Carolina	H	W	19	0
O19	VMI	H	L	0	19
O24	Norfolk Blues	H	W	7	0
N2	Vanderbilt	A	L	0	13
N16	Georgetown	A	L	13	16
N28	North Carolina (T)	N	W	66	0

N-Richmond, Va.

1913 (7-1-0)

Coach: Rice Warren
Captain: Aubrey L. Carter

S27	Randolph-Macon	H	W	40	0
O4	South Carolina	H	W	54	0
O11	Hampden-Sydney	H	W	53	0
O18	VMI	H	W	38	7
O25	Georgia	N1	W	13	6
N1	Vanderbilt	H	W	34	0
N15	Georgetown	A	L	7	8
N27	North Carolina (T)	N2	W	26	7

N1, Atlanta, Ga.; N2, Richmond, Va.

1914 (8-1-0)

Coach: Joseph Wood
Captain: Eugene N. Mayer

S26	Randolph-Macon	H	W	39	0
O3	Yale	A	L	0	21
O10	Richmond	H	W	62	0
O17	South Carolina	H	W	49	7
O24	Georgia	H	W	28	0
O31	Vanderbilt	A	W	20	7
N7	St. John's	H	W	88	0
N14	Swarthmore	A	W	47	0
N26	North Carolina (T)	N	W	20	3

N-Richmond, Va.

1915 (8-1-0)

Coach: Harry Varner
Captain: H.W. Coleman

S25	Randolph-Macon	H	W	20	0
O2	Yale	A	W	10	0
O9	Richmond	H	W	74	0
O16	Harvard	A	L	0	9
O23	Georgia	A	W	9	7
O30	VMI	H	W	44	0
N6	Vanderbilt	H	W	35	10
N13	South Carolina	A	W	13	0
N25	North Carolina (T)	N	W	14	0

N-Richmond, Va.

1916 (4-5-0)

Coach: Peyton Evans
Captain: Harold A. Sparr

S30	Davidson	H	W	14	0
O7	Yale	A	L	3	61
O14	Richmond	H	W	21	0
O21	Georgia	H	L	7	13
O28	Vanderbilt	A	L	6	27
N4	Harvard	A	L	0	51
N11	South Carolina	H	W	35	6
N18	VMI	H	W	20	7
N30	North Carolina (T)	N	L	0	7

N-Richmond, Va.

-Virginia did not field an intercollegiate varsity football team in 1917 and 1918 during the first World War.

1919 (2-5-2)

Coach: Harris Coleman
Captain: John V. Ray

S27	Randolph-Macon	H	W	12	2
O4	Richmond	H	T	0	0
O11	Maryland	H	L	0	13
O18	VMI	H	W	7	0
O25	Harvard	A	L	0	47
N1	Centre	H	L	7	49
N8	Georgia	A	T	7	7
N15	Vanderbilt	H	L	6	10
N27	North Carolina (T)	A	L	0	6

1920 (5-2-2)

Coach: Rice Warren
Captain: A. Hewson Michie

S25	William & Mary	H	W	27	0
O2	Randolph-Macon	H	W	65	0
O9	VMI	H	L	6	22
O16	Johns Hopkins	A	W	14	0
O23	Rutgers	A	W	7	0
O30	Harvard	A	L	0	24
N6	Georgia	H	T	0	0
N13	Vanderbilt	A	T	7	7
N25	North Carolina (T)	H	W	14	0

1921 (5-4-0)

Coach: Rice Warren
Captain: Hollis Rinehart, Jr.

S24	Davidson	H	W	28	0
O1	George Washington	H	W	28	0
O8	Richmond	H	W	14	0
O15	VMI	A	W	14	7
O22	Johns Hopkins	H	W	14	7
O29	Princeton	A	L	0	34
N5	Georgia	A	L	0	21
N12	West Virginia	H	L	0	7
N24	North Carolina (T)	A	L	3	7

1922 (4-4-1)

Coach: Thomas J. Campbell
Captain: Thomas S. Hall

S30	George Washington	H	W	34	0
O7	Princeton	A	L	0	5
O14	Richmond	H	W	14	6
O21	VMI	H	L	0	14
O28	Johns Hopkins	A	W	19	0
N4	Washington & Lee	H	W	22	6
N11	Georgia	A	T	6	6
N18	West Virginia	A	L	0	13
N30	North Carolina (T)	H	L	7	10

**1923 (3-5-1)**

Coach: Earle Neale
Captain: Staige D. Blackford

S29	Furman	H	L	10	13
O6	Richmond	H	W	9	0
O13	St. John's	H	W	32	7
O20	VMI	H	L	0	35
O27	Duke	H	W	33	0
N3	Washington & Lee	A	L	0	7
N10	Georgia	A	L	0	13
N17	Virginia Tech	H	L	3	6
N29	North Carolina (T)	A	T	0	0

1924 (5-4-0)

Coach: Earle Neale
Captain: Samuel W. Maphis

S27	Hampden-Sydney	H	W	13	9
O4	Harvard	A	L	0	14
O11	Randolph-Macon	H	W	26	6
O18	VMI	A	W	13	0
O25	Pennsylvania	A	L	0	27
N1	Washington & Lee	H	L	7	20
N8	Georgia	H	L	0	7
N15	Virginia Tech	A	W	6	0
N27	North Carolina (T)	H	W	7	0

1925 (7-1-1)

Coach: Earle Neale
Captain: A.C. Carter Diffey

S26	Hampden-Sydney	H	W	40	0
O3	Georgia	A	W	7	6
O10	Richmond	H	W	19	0
O17	VMI	H	W	18	10
O24	Maryland	H	W	6	0
N7	Washington & Lee	A	L	0	12
N14	Virginia Tech	H	W	10	0
N17	Randolph-Macon	H	W	41	0
N26	North Carolina (T)	A	T	3	3

1926 (6-2-2)

Coach: Earle Neale
Captain: Charles M. Mackall

S25	Hampden-Sydney	H	T	0	0
O2	Georgia	H	L	7	27
O9	Lynchburg	H	W	38	0
O16	VMI	A	W	14	7
O23	Virginia Tech	A	L	0	6
O30	South Carolina	A	W	6	0
N6	Washington & Lee	H	W	30	7
N13	Maryland	A	T	6	6
N20	Randolph-Macon	H	W	57	0
N25	North Carolina (T)	H	W	3	0

1927 (5-4-0)

Coach: Earle Neale
Captain: Bickerton Winston Cardwell

S24	Hampden-Sydney	H	W	38	6
O1	Georgia	A	L	0	32
O8	South Carolina	H	L	12	13
O15	VMI	H	W	13	8
O22	Virginia Tech	H	W	7	0
O29	Tennessee	A	L	0	42
N5	Washington & Lee	A	W	13	7
N12	Maryland	H	W	21	0
N24	North Carolina (T)	A	L	13	14

1928 (2-6-1)

Coach: Earle Neale
Captain: William C. Luke

S29	Randolph-Macon	H	W	66	0
O6	South Carolina	H	L	13	24
O13	Princeton	A	T	0	0
O20	VMI	A	L	0	9
O27	Vanderbilt	A	L	0	34
N3	Washington & Lee	H	W	20	13
N10	Virginia Tech	A	L	0	20
N17	Maryland	A	L	2	18
N29	North Carolina (T)	H	L	20	24

1929 (4-3-2)

Coach: Earl Abell
Captain: John K. Sloan

S28	Randolph-Macon	H	W	27	6
O5	South Carolina	A	W	6	0
O12	Swarthmore	H	W	12	7
O19	VMI	H	L	7	20
O26	St. John's	H	W	32	7
N2	Maryland	A	T	13	13
N9	Virginia Tech	H	L	12	32
N16	Washington & Lee	A	T	13	13
N28	North Carolina (T)	A	L	7	41

1930 (4-6-0)

Coach: Earl Abell
Captain: Hunter C. Motley

S20	Roanoke	H	W	37	0
S27	Randolph-Macon	H	W	48	0
O4	Duke	A	L	0	32
O11	Pennsylvania	A	L	6	40
O18	VMI	A	W	13	0
O25	Kentucky	A	L	0	47
N1	Maryland	H	L	6	14
N8	Virginia Tech	A	L	13	34
N15	Washington & Lee	H	W	21	7
N27	North Carolina (T)	H	L	0	41

1931 (1-7-2)

Coach: Fred Dawson
Captain: William T. Thomas

S19	Roanoke	H	W	18	0
S26	Randolph-Macon	H	T	7	7
O3	Maryland	A	L	6	7
O10	Sewanee	H	L	0	3
O15	VMI	H	L	3	18
O24	Washington & Lee	A	L	0	18
O31	Harvard	A	L	0	19
N7	Columbia	A	L	0	27
N14	Virginia Tech	H	T	0	0
N26	North Carolina (T)	A	L	6	13

1932 (5-4-0)

Coach: Fred Dawson
Captain: Lewis G. Reiss

S24	Hampden-Sydney	H	W	32	0
O1	Maryland	H	W	7	6
O8	Roanoke	H	W	12	0
O15	Columbia	A	L	6	22
O22	VMI	A	L	4	6
O29	St. John's	H	W	20	6
N5	Washington & Lee	H	L	0	7
N12	Virginia Tech	A	L	0	13
N24	North Carolina (T)	H	W	14	7

1933 (2-6-2)

Coach: Fred Dawson
Captain: Raye A. Burger

S23	Hampden-Sydney	H	T	7	7
S30	Randolph-Macon	H	W	39	0
O7	Ohio State	A	L	0	75
O14	Columbia	A	L	6	15
O21	Navy	A	L	7	13
O28	VMI	H	L	12	13
N4	Maryland	H	W	6	0
N11	Washington & Lee	A	L	0	6
N18	Virginia Tech	H	T	6	6
N30	North Carolina (T)	A	L	0	14

1934 (3-6-0)

Coach: Gus Tebell
Captain: Thomas G. Johnson

S29	Hampden-Sydney	H	W	8	0
O6	Navy	N	L	6	21
O13	St. John's	H	W	27	6
O20	Dartmouth	A	L	0	27
O27	VMI	A	W	17	13
N3	Maryland	A	L	0	20
N10	Washington & Lee	H	L	0	20
N17	Virginia Tech	A	L	6	19
N29	North Carolina (T)	H	L	6	25

N-Washington, D.C.

1935 (1-5-4)

Coach: Gus Tebell
Captain: John W. Leys

S21	William & Mary	A	T	0	0
S28	Hampden-Sydney	H	L	7	12
O5	Davidson	H	T	0	0
O10	Navy	A	L	7	26
O19	St. John's	H	W	18	0
O26	VMI	H	T	0	0
N2	Maryland	H	L	7	14
N9	Washington & Lee	A	L	0	20
N16	Virginia Tech	H	T	0	0
N28	North Carolina (T)	A	L	0	61

1936 (2-7-0)

Coach: Gus Tebell
Captains: Leonard Trelle, Harry Martin

S26	Hampden-Sydney	H	W	26	10
O3	William & Mary	N	W	7	0
O10	Navy	A	L	14	35
O17	Maryland	H	L	0	21
O24	Washington & Lee	H	L	0	13
O31	VMI	A	L	6	12
N7	Harvard	A	L	0	65
N14	Virginia Tech	A	L	6	7
N26	North Carolina (T)	H	L	14	59

N-Norfolk, Va.

1937 (2-7-0)

Coach: Frank Murray
Captain: William R. Weeks, II; Stephen R. Davenport

S25	Hampden-Sydney	H	W	13	7
O2	Princeton	A	L	0	26
O9	Navy	A	L	13	40
O16	Maryland	H	L	0	3
O23	VMI	H	L	7	26
O30	William & Mary	H	W	6	0
N6	Washington & Lee	A	L	6	13
N13	Virginia Tech	H	L	7	14
N25	North Carolina #19(T)	A	L	0	40

1938 (4-4-1)

Coach: Frank Murray
Captain: John W. Acree

S24	VMI	H	T	12	12
O1	Washington & Lee	H	W	13	0
O8	Navy	A	L	0	33
O15	Virginia Tech	A	W	14	6
O22	Maryland	A	W	27	19
O29	William & Mary	H	W	34	0
N5	Columbia	A	L	0	39
N12	Harvard	A	L	13	40
N24	North Carolina (T)	H	L	0	20

1939 (5-4-0)

Coach: Frank Murray
Captains: James T. Gillette, Jr.; Harry C. McClaugherty

S23	Hampden-Sydney	H	W	26	0
O7	Navy	A	L	12	14
O14	Maryland	H	W	12	7
O21	VMI	A	L	13	16
O28	William & Mary	N	W	26	6
N4	Chicago	H	W	47	0
N10	Washington & Lee	A	W	7	0
N18	Virginia Tech	H	L	0	13
N30	No. Carolina #16 (T)	A	L	0	19

N-Norfolk, Va.

1940 (4-5-0)

Coach: Frank Murray
Captain: Lee M. McLaughlin

S28	Lehigh	H	W	32	0
O5	Yale	A	W	19	14
O12	Maryland	A	W	19	6
O19	VMI	H	L	0	7
O26	William & Mary	A	L	6	13
N2	Virginia Tech	N	L	0	6
N9	Washington & Lee	H	W	20	6
N16	Tennessee #5	A	L	14	41
N23	North Carolina	H	L	7	10

N-Norfolk, Va.

1941 (8-1-0)

Coach: Frank Murray
Captain: William M. Dudley

S20	Hampden-Sydney	H	W	41	0
S27	Lafayette	H	W	25	0
O4	Yale	A	L	19	21
O11	Richmond	H	W	44	0
O18	VMI	A	W	27	7
N1	Virginia Tech	N	W	34	0
N8	Washington & Lee	H	W	27	7
N15	Lehigh	H	W	34	0
N20	North Carolina (T)	A	W	28	7

N-Norfolk, Va.

1942 (2-6-1)

Coach: Frank Murray
Captain: William M. Hill

S26	Hampden-Sydney	H	W	12	0
O3	Navy	A	L	0	35
O10	VMI	H	L	18	38
O17	Richmond	A	T	7	7
O24	Lafayette	A	L	13	19
O31	Virginia Tech	N	L	14	20
N7	Washington & Lee	A	W	34	7
N14	Maryland	H	L	12	27
N21	North Carolina	H	L	13	28

N-Norfolk, Va.

1943 (3-4-1)

Coach: Frank Murray
Captains: Richard S. Cofer, Robert D. Seiler

S25	Richmond Air Base	H	T	7	7
O2	West Virginia	N	W	6	0
O9	Richmond	H	L	7	16
O23	Apprentice School	A	L	6	7
O30	VMI	A	W	34	0
N6	Maryland	H	W	39	0
N13	Duke #7	A	L	0	49
N27	North Carolina	A	L	7	54

N-Charleston, W.Va.

1944 (6-1-2)

Coach: Frank Murray
Captain: James T. Fahey

S23	Hampden-Sydney	H	W	37	0
S30	N.C. State	N1	L	0	13
O7	West Virginia	N2	W	24	6
O14	N.C. Pre-Flight #2	H	T	13	13
O28	VMI	N3	W	34	0
N4	Maryland	N4	W	18	7
N11	Richmond	A	W	39	0
N25	Yale	A	T	6	6
D2	North Carolina	N5	W	26	7

N1, Norfolk, Va.; N2, Charleston, W.Va.; N3, Lynchburg, Va.; N4, Washington, D.C.; N5, Norfolk, Va.

1945 (7-2-0)

Coach: Frank Murray
Captains: James H. Walker, John P. Duda

S22	Coast Guard	H	W	39	0
S29	N.C. State	N1	W	26	6
O6	VMI	N2	W	40	7
O27	Virginia Tech	N3	W	31	13
N3	West Virginia	N4	W	13	7
N10 #15	Richmond	H	W	45	0
N17 #13	Oceana NAS	H	W	40	0
N24 #13	Maryland	N5	L	13	19
D1	#20 North Carolina	A	L	18	27

N1, Norfolk, Va.; N2, Lynchburg, Va.; N3, Roanoke, Va.; N4, Charleston, W.Va.; N5, Washington, D.C.

Note: UVA ranked in AP poll (No. 20) on Oct. 8.

1946 (4-4-1)

Coach: Art Guepe
Captain: H. Lockwood Frizzell

S28	Hampden-Sydney	H	W	71	0
O5	Virginia Tech	N	T	21	21
O12	VMI	H	W	19	8
O19	Pennsylvania #6	A	L	0	40
N2	Richmond	A	L	7	19
N9	Princeton	A	W		

VIRGINIA

1947 (7-3-0)

Coach: Art Guepe
Captain: H. Lockwood Frizzell

S27	George Washington	H	W	33	13
O4	Virginia Tech	N1	W	41	7
O11	Harvard	H	W	47	0
O18	#16 Washington & Lee	H	W	32	7
O25	#13 VMI	A	W	35	6
N1	#12 Richmond	H	W	34	0
N8	#10 Pennsylvania #4	A	L	7	19
N15	#15 West Virginia	A	W	6	0
N22	#16 N.C. State	H	L	2	7
N29	North Carolina #10	A	L	7	40

N1, Roanoke, Va.

1948 (5-3-1)

Coach: Art Guepe
Captain: Joseph McCary

S25	Miami (Ohio)	H	T	14	14
O2	Virginia Tech	N	W	28	0
O9	George Washington	H	L	12	20
O16	Washington & Lee	A	W	41	6
O23	VMI	H	W	26	14
O30	Princeton	A	L	14	55
N6	N.C. State	A	W	21	14
N13	West Virginia	H	W	7	0
N27	North Carolina #4	H	L	12	34

N-Roanoke, Va.

1949 (7-2-0)

Coach: Art Guepe
Captain: John Thomas

S24	George Washington	H	W	27	13
O1	Miami (Ohio)	H	W	21	18
O8	Virginia Tech	N1	W	26	0
O15	Washington & Lee	H	W	27	7
O22	VMI	N2	W	32	13
O29	West Virginia	H	W	19	14
N5	#19 Pennsylvania #20t	A	W	26	14
N19	#9 Tulane #19t	H	L	14	28
N26	North Carolina #19	A	L	7	14

N1, Roanoke, Va.; N2, Lynchburg, Va.

1950 (8-2-0)

Coach: Art Guepe
Captains: Robert C. Weir, John Papit

S23	George Washington	H	W	19	0
S30	Pennsylvania	A	L	7	21
O7	Virginia Tech	N1	W	45	6
O14	Washington & Lee	N2	W	26	21
O21	VMI	H	W	26	13
O28	West Virginia	A	W	28	21
N4	Citadel	A	W	34	14
N11	William & Mary	H	W	13	0
N18	Tulane	A	L	18	42
D2	North Carolina	H	W	44	13

N1, Roanoke, Va.; N2, Richmond, Va.

1951 (8-1-0)

Coach: Art Guepe
Captain: Joseph Palumbo

S29	George Washington	H	W	20	0
O6	Virginia Tech	N	W	33	0
O13	Washington & Lee	A	L	14	42
O20	VMI	H	W	34	14
O27	Duke	A	W	30	7
N3	Citadel	H	W	39	0
N10	North Carolina	H	W	34	14
N17	South Carolina	H	W	28	27
N24	#15 William & Mary	H	W	46	0

N-Roanoke, Va.
Note: Virginia ranked No. 13 in final AP poll.

1952 (8-2-0)

Coach: Art Guepe
Captain: William H. Chisholm

S27	Vanderbilt	H	W	27	0
O4	#16 Virginia Tech	N1	W	42	0
O11	#15 George Washington	H	W	50	0
O18	#11 VMI	N2	W	33	14
O25	#9 Duke #6	H	L	7	21
N1	#16 South Carolina	N3	L	14	21
N8	North Carolina	A	W	34	7
N15	Richmond	H	W	49	0
N22	Washington & Lee	H	W	21	14
N29	#20 William & Mary	A	W	20	13

N1, Roanoke, Va.; N2, Richmond, Va.; N3, Norfolk, Va.

1953 (1-8-0)

Coach: Ned McDonald
Captains: Robert Potter, Joseph Mehalick

S26	Virginia Tech	H	L	6	20
O3	South Carolina	H	L	0	19
O10	George Washington	N1	W	24	20
O17	VMI	H	L	6	21
O24	Vanderbilt	A	L	13	28
O31	Duke #13	N2	L	6	48
N7	Pittsburgh	H	L	0	26
N14	Washington & Lee	A	L	13	27
N21	North Carolina	H	L	7	33

N1, Alexandria, Va.; N2, Norfolk, Va.

1954 (3-6-0; 0-2 ACC, 7th)

Coach: Ned McDonald
Captain: Henry Strempek

S25	Lehigh	H	W	27	21
O2	George Washington	H	W	14	13
O9	Penn State #12	A	L	7	34
O16	VMI	H	W	21	0
O23	Virginia Tech #14	N	L	0	6
O30	Army #9	A	L	20	21
N13	South Carolina	A	L	0	27
N20	North Carolina	H	L	14	26
N27	West Virginia #12	H	L	10	14

N-Roanoke, Va.

1955 (1-9-0; 0-4 ACC, 8th)

Coach: Ned McDonald
Captain: John J. Polzer

S24	Clemson	H	L	7	20
O1	George Washington	H	L	0	13
O8	Penn State	N1	L	7	26
O15	VMI	H	W	20	13
O22	Virginia Tech	N2	L	13	17
O29	Vanderbilt	A	L	7	34
N5	Pittsburgh	A	L	7	18
N12	Wake Forest	H	L	7	13
N19	North Carolina	A	L	14	26
N26	South Carolina	H	L	14	21

N1, Richmond, Va.; N2, Roanoke, Va.

1956 (4-6-0; 1-4 ACC, 8th)

Coach: Ben Martin
Captain: Henry W. Jordan

S22	VMI	H	W	18	0
S29	Duke	H	L	7	40
O6	Wake Forest	H	W	7	6
O13	South Carolina #20t	N1	L	13	27
O20	Lehigh	A	W	24	12
O27	Virginia Tech #16	N2	L	7	14
N3	Vanderbilt	H	L	2	6
N10	North Carolina	H	*W	7	21
N17	Navy #15	N3	L	7	34
N24	Clemson	A	L	0	7

* Forfeit
N1, Richmond, Va.; N2, Roanoke, Va.; N3, Baltimore

1957 (3-6-1; 2-4 ACC, 6th)

Coach: Ben Martin
Captain: James A. H. Bakhtiar

S21	West Virginia	A	T	6	6
S28	Duke #7	A	L	0	40
O5	Wake Forest	A	W	28	20
O12	Clemson	H	L	6	20
O19	Virginia Tech	N	W	38	7
O26	Army #9	H	L	12	20
N2	VMI	H	L	7	20
N16	South Carolina	H	L	0	13
N23	Maryland	A	L	0	12
N30	North Carolina	A	W	20	13

N-Richmond, Va.

1958 (1-9-0; 1-5 ACC, 8th)

Coach: Richard Voris
Captains: Reece Whitley, Frank L. Call

S20	Clemson #18	A	L	15	20
S27	Duke	H	W	15	12
O4	N.C. State	H	L	14	26
O11	Virginia Tech	N1	L	13	22
O18	Army #1	A	L	6	35
O25	Vanderbilt	A	L	6	39
N1	VMI	N2	L	0	33
N8	North Carolina #15	H	L	0	42
N15	South Carolina	A	L	14	28
N22	Maryland	H	L	6	44

N1, Roanoke, Va.; N2, Norfolk, Va.

1959 (0-10-0; 0-5 ACC, 8th)

Coach: Richard Voris
Captain: Robert Edwards

S19	William & Mary	H	L	0	37
S26	Clemson #5	H	L	0	47
O3	Florida #19	A	L	10	55
O10	VMI	N1	L	12	19
O17	Virginia Tech	N2	L	14	40
O24	Vanderbilt	H	L	0	33
O31	Wake Forest	A	L	12	34
N7	South Carolina	H	L	0	32
N14	North Carolina	A	L	0	41
N21	Maryland	A	L	12	55

N1, Lynchburg, Va.; N2, Richmond, Va.

1960 (0-10-0; 0-6 ACC, 6th)

Coach: Richard Voris
Captains: John K. Marlow, Fred Shepherd, Louis Martig

S24	William & Mary	N1	L	21	41
O1	N.C. State	A	L	7	26
O8	Clemson #8	A	L	7	21
O15	VMI	H	L	16	30
O22	Virginia Tech	N2	L	6	40
O29	Wake Forest	H	L	20	28
N12	Navy #8	A	L	6	41
N19	Maryland	H	L	12	44
N26	North Carolina	H	L	8	35
D3	South Carolina	A	L	0	26

N1, Norfolk, Va.; N2, Roanoke, Va.

1961 (4-6-0; 2-4 ACC, 8th)

Coach: Bill Elias
Captains: Louis Martig, Ronald Gassert

S23	William & Mary	H	W	21	6
S30	Duke	N1	L	0	42
O7	N.C. State	H	L	14	21
O14	VMI	N2	W	14	7
O21	Virginia Tech	N3	L	0	20
O28	Wake Forest	A	L	15	21
N4	South Carolina	H	W	28	20
N18	Navy	A	L	3	13
N25	Maryland	H	W	28	16
D2	North Carolina	A	L	0	24

N1, Richmond, Va.; N2, Norfolk, Va.; N3, Roanoke, Va.

1962 (5-5-0; 1-4 ACC, 7th)

Coach: Bill Elias
Captains: Gary Cuzzo, Carl Kuhn, Dave Graham

S22	William & Mary	H	W	19	7
O6	Virginia Tech	N	L	15	20
O13	VMI	H	W	28	6
O20	Wake Forest	H	W	14	12
O27	Davidson	H	W	34	7
N3	South Carolina	A	L	6	40
N10	North Carolina	H	L	7	11
N17	N.C. State	A	L	12	24
N24	Maryland	A	L	18	40
D1	Rutgers	A	W	41	0

N-Roanoke, Va.

1963 (2-7-1; 0-5-1 ACC, 8th)

Coach: Bill Elias
Captain: Turnley Todd

S21	North Carolina	A	L	7	11
S28	Duke	H	L	8	30
O5	Virginia Tech	N1	L	0	10
O12	VMI	N2	W	6	0
O19	South Carolina	H	T	10	10
O26	Clemson	H	L	0	35
N2	N.C. State	N3	L	9	15
N9	William & Mary	H	W	9	7
N16	Boston College	A	L	21	30
N28	Maryland(T)	A	L	6	21

N1, Roanoke, Va.; N2, Richmond, Va.; N3, Norfolk, Va.

1964 (5-5-0; 1-5 ACC, 8th)

Coach: Bill Elias
Captains: Robert Kowalkowski, Ted Torok

S19	Wake Forest	H	L	21	31
S26	Duke	A	L	0	30
O3	Virginia Tech	H	W	20	17
O10	VMI	N	W	20	19
O17	Army	H	W	35	14
O24	N.C. State	H	L	15	24
O31	Clemson	A	L	7	29
N7	William & Mary	A	W	14	13
N14	North Carolina	H	W	31	27
N21	Maryland	H	L	0	10

N-Richmond, Va.

1965 (5-5-0; 2-4 ACC, 7th)

Coach: George Blackburn
Captains: Robert Kowalkowski, John Pincavage

S18	Duke	H	L	7	21
S25	Clemson	H	L	14	20
O2	North Carolina	A	W	21	17
O9	VMI	H	W	14	10
O16	West Virginia	N	W	41	0
O23	Virginia Tech	A	L	14	22
O30	N.C. State	H	L	0	13
N6	South Carolina	H	W*	7	17
N13	Georgia Tech	A	L	19	42
N20	Maryland	A	W	33	27

* Forfeit
N-Richmond, Va.

1966 (4-6-0; 3-3 ACC, T-3rd)

Coach: George Blackburn
Captains: Edward C. Carrington, Donald M. Parker

S17	Wake Forest	H	W	24	10
S24	Clemson	A	L	35	40
O1	Duke	A	L	8	27
O8	Tulane	H	L	6	20
O15	VMI	H	W	38	27
O22	Virginia Tech	H	L	7	24
O29	N.C. State	A	L	21	42
N5	Georgia Tech #5	A	L	13	14
N19	Maryland	H	W	41	17
N26	North Carolina	A	W	21	14



Terry Kirby plunged into the end zone for a third-quarter touchdown in Virginia's 20-7 win over Clemson in 1990. The win snapped a 29-game losing streak against the Tigers and helped launch UVA's thrilling ride to the top of the polls.

1967 (5-5-0; 3-3 ACC, 4th)
Coach: George Blackburn
Captain: Malcolm McGregor

S23	Army	A	L	7	26
S30	Buffalo	H	W	35	12
O7	Wake Forest	A	W	14	12
O14	Duke	H	L	6	13
O21	South Carolina	A	L	23	24
O28	VMI	H	L	13	18
N4	N.C. State #4	H	L	8	30
N11	North Carolina	H	W	40	17
N18	Tulane	A	W	14	10
N25	Maryland	A	W	12	7

1968 (7-3-0; 3-2 ACC, 3rd)
Coach: George Blackburn
Captains: Richard Brand, Clyde E. Arnette

S21	Purdue #1	A	L	6	44
S28	VMI	H	W	47	0
O5	Davidson	H	W	41	14
O12	Duke	A	W	50	20
O19	N.C. State	A	L	0	19
O26	Navy	A	W	24	0
N2	South Carolina	H	L	28	49
N9	North Carolina	A	W	41	6
N16	Tulane	H	W	63	47
N23	Maryland	H	W	28	23

1969 (3-7-0; 1-5 ACC, 8th)
Coach: George Blackburn
Captains: Frederic L. Moschel, Robert C. Rannigan

S20	Clemson	H	L	14	21
S27	Duke	H	W	10	0
O4	William & Mary	A	W	28	15
O11	VMI	N	W	28	10
O18	N.C. State	H	L	0	31
O25	Navy	A	L	0	10
N1	North Carolina	H	L	0	12
N8	Wake Forest	H	L	21	23
N15	Tulane	A	L	0	31
N22	Maryland	A	L	14	17

N-Richmond, Va.

1970 (5-6-0; 0-6 ACC, 8th)
Coach: George Blackburn
Captains: Daniel S. Ryczek, Paul S. Reid

S12	Virginia Tech	A	W	7	0
S19	Clemson	A	L	17	27
S26	Duke	A	L	7	17
O3	Wake Forest	H	L	7	27
O10	VMI	H	W	49	10
O17	Army	H	W	21	20
O24	William & Mary	H	W	33	6
O31	North Carolina	A	L	15	30
N7	N.C. State	A	L	16	21
N14	Colgate	H	W	54	12
N21	Maryland	H	L	14	17

1971 (3-8-0; 2-3 ACC, T-3rd)
Coach: Don Lawrence
Captains: Gary Helman, Andy Selfridge

S11	Navy	H	L	6	10
S18	Michigan #4	A	L	0	56
S25	Duke #20	H	L	0	28
O2	Vanderbilt	H	W	27	23
O9	South Carolina	A	L	14	34
O16	Clemson	N	L	15	32
O23	Army	A	L	9	14
O30	N.C. State	A	W	14	10
N6	Virginia Tech	H	L	0	6
N13	North Carolina	H	L	20	32
N20	Maryland	A	W	29	27

N-Richmond, Va.

1972 (4-7-0; 1-5 ACC, T-6th)
Coach: Don Lawrence
Captains: Thomas F. Kennedy, William M. Williams

S9	South Carolina	A	W	24	16
S16	Virginia Tech	H	W	24	20
S23	West Virginia	H	L	10	48
S30	Duke	A	L	13	37
O7	Vanderbilt	A	L	7	10
O14	VMI	H	W	45	14
O21	Clemson	A	L	21	37
O28	Maryland	H	L	23	24
N4	N.C. State	H	L	14	35
N11	North Carolina #18	A	L	3	23
N18	Wake Forest	A	W	15	12

1973 (4-7-0; 3-3 ACC, 4th)
Coach: Don Lawrence
Captains: Paul Ryczek, Gerard Mullins, Anthony Zmudzin

S8	VMI	H	W	16	0
S15	N.C. State #17	A	L	23	43
S22	Missouri #20t	A	L	7	31
S29	Duke	H	W	7	3
O6	Vanderbilt	H	L	22	39
O13	Clemson	A	L	27	32
O20	Virginia Tech	A	L	15	27
O27	Wake Forest	H	W	21	10
N3	North Carolina	H	W	44	40
N10	Maryland	A	L	0	33
N17	West Virginia	A	L	17	42

1974 (4-7-0; 1-5 ACC, 6th)
Coach: Sonny Randle
Captain: Richard J. Ambrose

S14	Navy	A	L	28	35
S21	William & Mary	H	W	38	28
S28	Duke	A	L	7	27
O5	Georgia Tech	A	L	24	28
O12	N.C. State #11	H	L	21	22
O19	Virginia Tech	H	W	28	27
O26	Wake Forest	A	W	14	0
N2	North Carolina	A	L	10	24
N9	VMI	H	W	28	10
N16	Clemson	A	L	9	28
N23	Maryland #11	H	L	0	10

VIRGINIA

2019 UVA FOOTBALL

1975 (1-10-0; 0-5 ACC, 7th)

Coach: Sonny Randle
Captains: Scott Gardner, Thomas Glassic

S13	Navy	H	L	14	42
S20	VMI	H	W	22	21
S27	Duke	A	L	11	26
O4	North Carolina	H	L	28	31
O11	South Carolina	A	L	14	41
O18	Virginia Tech	A	L	17	24
O25	Wake Forest	H	L	21	66
N1	Vanderbilt	A	L	14	17
N8	East Carolina	H	L	10	61
N15	Syracuse	H	L	0	37
N22	Maryland #20	A	L	24	62

1976 (2-9-0; 1-4 ACC, 6th)

Coach: Dick Bestwick
Captains: Michael Ozdowski, James K. Wicks, Gregory A. McDaniel

S11	Washington	A	L	17	38
S18	William & Mary	H	L	0	14
S25	Duke	H	L	6	21
O2	Georgia Tech	A	L	14	35
O9	South Carolina	A	L	7	35
O16	Virginia Tech	H	L	10	14
O23	Wake Forest	A	W	18	17
O30	VMI	N	L	7	13
N6	Lehigh	H	W	21	20
N13	North Carolina	A	L	6	31
N20	Maryland #6t	H	L	0	28

N-Norfolk, Va.

1977 (1-9-1; 1-5 ACC, 6th)

Coach: Dick Bestwick
Captains: Samuel J. Pfabe

S10	N.C. State	A	L	0	14
S17	Texas #18	A	L	0	68
S24	Duke	H	L	7	31
O1	West Virginia	H	L	0	13
O8	Clemson	A	L	0	31
O15	Virginia Tech	A	T	14	14
O22	Wake Forest	H	W	12	10
O29	Syracuse	A	L	3	6
N5	VMI	H	L	6	30
N12	North Carolina #19	H	L	14	35
N19	Maryland	A	L	0	28

1978 (2-9-0; 0-6 ACC, 7th)

Coach: Dick Bestwick
Captains: Edward W. Smith, Derrick L. Glasper

S9	Wake Forest	A	L	0	14
S16	Navy	H	L	0	32
S23	Army	A	W	21	17
S30	VMI	H	L	9	17
O7	Duke	A	L	13	20
O14	Clemson	H	L	14	30
O21	Virginia Tech	H	W	17	7
N4	West Virginia	A	L	17	20
N11	Maryland #13	H	L	7	17
N18	North Carolina	A	L	20	38
N25	N.C. State	H	L	21	24

1979 (6-5-0; 2-4 ACC, 6th)

Coach: Dick Bestwick
Captains: Steve Potter, Michael Newhall

S8	Richmond	H	W	31	0
S15	N.C. State #19	A	L	27	31
S22	VMI	H	W	19	0
S29	Duke	H	W	30	12
O6	Clemson	A	L	7	17
O13	James Madison	H	W	69	9
O20	Navy #20	A	L	10	17
N3	Georgia	A	W	31	0
N10	Virginia Tech	H	W	20	18
N17	North Carolina	H	L	7	13
N24	Maryland	A	L	7	17

1980 (4-7-0; 2-4 ACC, T-4th)

Coach: Dick Bestwick
Captains: Quentin Murray, Brian Musselman, Thomas Vigorito

S13	Navy	H	W	6	3
S20	N.C. State	H	L	13	27
S27	Duke	A	W	20	17
O4	West Virginia	A	L	21	45
O11	Clemson	H	L	24	27
O18	Virginia Tech	A	L	0	30
O25	Wake Forest	A	W	24	21
N1	Tennessee	A	W	16	13
N8	Rutgers	H	L	17	19
N15	North Carolina #15	A	L	3	26
N22	Maryland	H	L	0	31

1981 (1-10-0; 0-6 ACC, 7th)

Coach: Dick Bestwick
Captains: Keith Lee, Todd Kirtley

S12	West Virginia	H	L	18	32
S18	Rutgers	A	L	0	3
S26	Duke	H	L	24	29
O3	N.C. State	A	L	24	30
O10	Clemson #9	A	L	0	27
O17	South Carolina	A	L	3	21
O24	Wake Forest	H	L	21	24
O31	VMI	H	W	13	10
N14	North Carolina #13	H	L	14	17
N21	Maryland	A	L	7	48
N28	Virginia Tech	H	L	3	20

1982 (2-9-0; 1-5 ACC, 6th)

Coach: George Welsh
Captains: Pat Chester, Kevin Riccio

S11	Navy	A	L	16	20
S18	James Madison	H	L	17	21
S25	Duke	A	L	17	51
O2	N.C. State	H	L	13	16
O9	Clemson	H	L	0	48
O23	Wake Forest	H	W	34	27
O30	VMI	H	W	37	6
N6	Georgia Tech	A	L	32	38
N13	North Carolina	A	L	14	27
N20	Maryland #19	H	L	14	45
N25	Virginia Tech (T)	A	L	14	21

1983 (6-5-0; 3-3 ACC, T-4th)

Coach: George Welsh
Captains: Dave Bond, Rich Riccardi, Wayne Schuchts, Billy Smith

S3	Duke	H	W	38	30
S10	Navy	H	W	27	16
S17	James Madison	H	W	21	14
S24	N.C. State	A	W	26	14
O1	Maryland #19	A	L	3	23
O8	Clemson	A	L	21	42
O15	VMI	H	W	38	10
O22	Wake Forest	A	L	34	38
N3	Georgia Tech	A	L	27	31
N12	North Carolina #19	H	W	17	14
N19	Virginia Tech	H	L	0	48

1984 (8-2-2; 3-1-2 ACC, 2nd)

Coach: George Welsh
Captains: Tom Kilgannon, Lester Lyles, Bob Olderman

S8	Clemson #3	H	L	0	55
S15	VMI	H	W	35	7
S22	Navy	A	W	21	9
S29	Virginia Tech	A	W	26	23
O6	Duke	A	W	38	10
O13	Georgia Tech #20	H	T	20	20
O20	Wake Forest	H	W	28	9
N3	West Virginia #12	A	W	27	7
N10	N.C. State	H	W	45	0
N17 #19	North Carolina	A	T	24	24
N24	Maryland #18	H	L	34	45
D31	Purdue	N	W	27	24

(Peach Bowl-Atlanta, Ga.)

Note: Virginia ranked No. 20 in final AP poll.

1985 (6-5-0; 4-3 ACC, T-3rd)

Coach: George Welsh
Captains: Jim Dombrowski, Charles McDaniel, Antonio Rice

S14	VMI	H	W	40	15
S21	Georgia Tech	A	W	24	13
S28	Navy	H	L	13	17
O5	Duke	H	W	37	14
O12	Clemson	A	L	24	27
O19	Virginia Tech	H	L	10	28
O26	Wake Forest	A	W	20	18
N2	West Virginia	H	W	27	7
N9	N.C. State	A	L	22	23
N16	North Carolina	H	W	24	22
N29	Maryland	A	L	21	33

1986 (3-8-0; 2-5 ACC, T-6th)

Coach: George Welsh
Captains: Kevin Gould, Antonio Rice, Sean Scott

S6	South Carolina	H	W	30	20
S13	Navy	A	L	10	20
S20	Georgia Tech	H	L	14	28
S27	Duke	A	L	13	20
O4	Wake Forest	A	W	30	28
O11	Clemson #20	H	L	17	31
O25	Virginia Tech	A	L	10	42
N1	William & Mary	H	L	37	41
N8	N.C. State #15	H	W	20	16
N15	North Carolina	A	L	7	27
N28	Maryland	H	L	10	42

1987 (8-4-0; 5-2 ACC, 2nd)

Coach: George Welsh
Captains: Sean Scott, Scott Secules

S5	Georgia #20	A	L	22	30
S12	Maryland	A	L	19	21
S19	Virginia Tech	H	W	14	13
S26	Duke	H	W	42	17
O3	VMI	H	W	30	0
O10	Clemson #8	A	L	21	38
O17	South Carolina	A	L	10	58
O24	Wake Forest	H	W	35	21
N7	Georgia Tech	A	W	23	14
N14	North Carolina	H	W	20	17
N21	N.C. State	A	W	34	31
D22	Brigham Young	N	W	22	16

(All American Bowl - Birmingham, Ala.)

1988 (7-4-0; 5-2 ACC, 2nd)

Coach: George Welsh
Captains: Roy Brown, David Griggs, Jeff Lageman

S3	William & Mary	H	W	31	23
S10	Penn State #18	H	L	14	42
S17	Georgia Tech	H	W	17	16
S24	Duke	A	L	34	38
O8	Clemson #11	H	L	7	10
O15	Louisville	A	L	28	30
O22	Wake Forest	A	W	34	14
O29	Virginia Tech	A	W	16	10
N5	N.C. State	H	W	19	14
N12	North Carolina	A	W	27	24
N19	Maryland	H	W	24	23

1989 (10-3; 6-1 ACC, T-1st)

Coach: George Welsh
Captains: Roy Brown, Shawn Moore, Ray Savage

A31	Notre Dame #2	N1	L	13	36
S9	Penn State #12	A	W	14	6
S16	Georgia Tech	A	W	17	10
S23	Duke	H	W	49	28
S30	William & Mary	H	W	24	12
O7	Clemson #15	A	L	20	34
O14	North Carolina	H	W	50	17
O21	Wake Forest	H	W	47	28
O28	Louisville	H	W	16	15
N4	#24 N.C. State #18	A	W	20	9
N11	#18 Virginia Tech	H	W	32	25
N18	#16 Maryland	A	W	48	21
J1	#15 Illinois #11	N2	L	21	31

(Florida Citrus Bowl)

N1, East Rutherford, N.J.; N2, Orlando, Fla.

Note: Virginia ranked No. 18 in final AP poll.

1990 (8-4; 5-2 ACC, T-2nd)

Coach: George Welsh
Captains: Ron Carey, Joe Hall, Shawn Moore

S1	#15 Kansas	A	W	59	10
S8	#14 Clemson #9	H	W	20	7
S15	#11 Navy	H	W	56	14
S22	#10 Duke	A	W	59	0
S29	#7 William & Mary	H	W	63	35
O13	#2 N.C. State	H	W	31	0
O20	#1 Wake Forest	A	W	49	14
N3	#1 Georgia Tech #16	H	L	38	41
N10	#9 North Carolina	A	W	24	10
N17	#8 Maryland	H	L	30	35
N24	#17 Virginia Tech	A	L	13	38
J1	Tennessee #10	N	L	22	23

(Sugar Bowl-New Orleans, La.)

Note: Virginia ranked No. 23 in final AP poll.

1991 (8-3-1; 4-2-1, 4th)

Coach: George Welsh
Captains: Matt Blundin, Tyrone Lewis, Don Reynolds, Ray Roberts

S7	Maryland	A	L	6	17
S14	Navy	H	W	17	10
S19	Georgia Tech	A	L	21	24
S28	Duke	H	W	34	3
O5	Kansas	H	W	31	19
O12	Clemson #18	A	T	20	20
O19	North Carolina	H	W	14	9
O26	Wake Forest	H	W	48	7
N2	VMI	H	W	42	0
N9	#24 N.C. State #18	A	W	42	10
N16	#20 Virginia Tech	H	W	38	0
D29	#19 Oklahoma #20	N	L	14	48

(Gator Bowl - Jacksonville, Fla.)

1992 (7-4-0; 4-4 ACC, T-4th)

Coach: George Welsh
Captains: Terry Kirby, Chris Slade, Gary Steele

S5	#25 Maryland	H	W	28	15
S12	#23 Navy	A	W	53	0
S19	#20 Georgia Tech #22	H	W	55	24
S26	#14 Duke	A	W	55	28
O3	#14 Wake Forest	A	W	31	17
O10	#10 Clemson #25	H	L	28	29
O17	#17 North Carolina	A	L	7	27
O24	#24 William & Mary	H	W	33	7
N3	#23 Florida State #6	H	L	3	13
N7	N.C. State #17	H	L	7	31
N21	Virginia Tech	A	W	41	38

1993 (7-5-0; 5-3 ACC, T-3rd)

Coach: George Welsh
Captains: Mark Dixon, Keith Lyle, Greg McClellan, Jerrod Washington

S4	Maryland	A	W	43	29
S11	Navy	H	W	38	0
S16	#25 Georgia Tech	A	W	35	14
S25	#22 Duke	H	W	35	0
O2	#21 Ohio	H	W	41	7
O16	#15 Florida State #1	A	L	14	40
O23	#21 North Carolina #12	H	W	17	10
O30	#16 N.C. State	A	L	29	34
N6	#21 Wake Forest	H	W	21	9
N13	#18 Clemson	A	L	14	23
N20	#23 Virginia Tech #25	H	L	17	20
J1	Boston College #15	N	L	13	31

(Carquest Bowl - Miami, Fla.)</



Virginia's 33-28 victory over then-No. 2 Florida State in 1995 handed the Seminoles their first-ever ACC setback, snapping a 29-game winning streak in league play. On the game's final play, from the Virginia 6-yard line, Florida State tailback Warrick Dunn took a direct snap from center out of the shotgun and ran a slalom through defenders until he was inside the one. But he lost the ball short of the goal line as he was tackled by Virginia defensive backs Adrian Burnim and Anthony Poindexter and time expired.

1994 (9-3-0; 5-3 ACC, T-3rd)
 Independence Bowl Champions
Coach: George Welsh
Captains: Mike Frederick, Randy Neal, Charles Way
 S3 Florida State #3 A L 17 41
 S10 Navy A W 47 10
 S17 Clemson H W 9 6
 O1 William & Mary H W 37 3
 O8 Wake Forest A W 42 6
 O15 Georgia Tech A W 24 7
 O22 #25 North Carolina #15 H W 34 10
 N5 #13 Duke #23 A L 25 28
 N12 #21 Maryland H W 46 21
 N19 #16 Virginia Tech #14 A W 42 23
 N25 #13 N.C. State H L 27 30
 D28 #18 Texas Christian N W 20 10
 (Independence Bowl - Shreveport, La.)
Note: Virginia ranked No. 15 in final AP poll.

1995 (9-4-0; 7-1 ACC, T-1st)
 ACC Co-Champions & Peach Bowl Champions
Coach: George Welsh
Captains: Jason Augustino, Mike Groh, Skeet Jones
 A26 #17 Michigan #14 A L 17 18
 (Pigskin Classic)
 S2 #17 William & Mary H W 40 16
 S9 #16 N.C. State #23 A W 29 24
 S16 #16 Georgia Tech H W 41 14
 S23 #11 Clemson A W 22 3
 S30 #11 Wake Forest H W 35 17
 O7 #9 North Carolina A L 17 22
 O14 #19 Duke H W 44 30
 O21 #14 Texas #16 A L 16 17
 N2 #24 Florida State #2 H W 33 28
 N11 #14 Maryland A W 21 18
 N18 #13 Virginia Tech #20 H L 29 36
 D30 #18 Georgia N W 34 27
 (Peach Bowl - Atlanta, Ga.)
Note: Virginia ranked No. 16 in final AP poll.

1996 (7-5; 5-3 ACC, 4th)
Coach: George Welsh
Captains: Tiki Barber, Todd White
 S7 #23 Central Michigan H W 55 21
 S14 #22 Maryland H W 21 3
 S21 #20 Wake Forest A W 42 7
 S28 #19 Texas #13 H W 37 13
 O5 #12 Georgia Tech A L 7 13
 O19 #20 N.C. State H W 62 14
 O26 #20 Florida State #3 A L 24 31
 N2 #16 Duke A W 27 3
 N9 #15 Clemson H L 16 24
 N16 #24 North Carolina #6 H W 20 17
 N29 #20 Virginia Tech #17 A L 9 26
 D27 Miami (Fla.) #19 N L 21 31
 (Carquest Bowl - Miami, Fla.)

1997 (7-4; 5-3 ACC, T-3rd)
Coach: George Welsh
Captains: Doug Karczewski, Anthony Poindexter
 S4 Auburn #17 H L 17 28
 S13 Richmond H W 26 7
 S27 North Carolina #5 A L 20 48
 O4 Wake Forest H W 21 13
 O11 Clemson A W 21 7
 O18 Duke H W 13 10
 O25 Florida State #3 H L 21 47
 N1 Maryland A W 45 0
 N8 Georgia Tech H W 35 31
 N15 N.C. State A L 24 31
 N29 Virginia Tech H W 34 20

1998 (9-3; 6-2 ACC, 3rd)
Coach: George Welsh
Captains: Aaron Brooks, Anthony Poindexter
 S3 #16 Auburn #25 A W 19 0
 S12 #12 Maryland H W 31 19
 S19 #10 Clemson H W 20 18
 S26 #11 Duke A W 24 0
 O3 #10 San Jose State H W 52 14
 O17 #7 Georgia Tech #25 A L 38 41
 O24 #16 N.C. State H W 23 13
 O31 #15 Wake Forest A W 38 17
 N7 #12 Florida State #6 A L 14 45
 N14 #21 North Carolina H W 30 13
 N28 #16 Virginia Tech #20 A W 36 32
 D31 #13 Georgia #19 N L 33 35
 (Peach Bowl - Atlanta, Ga.)
Note: Virginia ranked No. 18 in final AP poll.

1999 (7-5; 5-3 ACC, T-2nd)
Coach: George Welsh
Captains: Travis Griffith, Thomas Jones, Noel LaMontagne, Byron Thweatt
 S4 #23 North Carolina A W 20 17
 S11 #22 Clemson A L 14 33
 S18 Wake Forest H W 35 7
 S25 Brigham Young #17 A W 45 40
 O2 #24 Virginia Tech #8 H L 7 31
 O9 Duke (OT) H L 17 24
 O16 N.C. State A W 47 26
 O30 Florida State #1 H L 10 35
 N6 Georgia Tech #7 H W 45 38
 N13 Buffalo H W 50 21
 N20 Maryland A W 34 30
 D30 Illinois N L 21 63
 (Micronp.com Bowl)
 N-Miami/Ft. Lauderdale, Fla.

2000 (6-6; 5-3 ACC, 3rd)
Coach: George Welsh
Captains: Brad Barnes, Yubrenal Isabelle, Byron Thweatt, Patrick Washington
 S2 Brigham Young (OT) H L 35 38
 S9 Richmond H W 34 6
 S12 Duke A W 26 10
 S23 Clemson #11 H L 10 31
 S30 Wake Forest A W 27 10
 O7 Maryland H W 31 23
 O21 Florida State #6 A L 3 37
 O28 North Carolina H W 17 6
 N9 Georgia Tech #24 A L 0 35
 N18 N.C. State H W 24 17
 N25 Virginia Tech #6 A L 21 42
 D24 Georgia #24 N L 14 37
 (O'ahu Bowl)
 N-Honolulu, Hawaii

2001 (5-7; 3-5 ACC, T-7th)
Coach: Al Groh
Captains: Monsanto Pope, Evan Routzahn, Antwoine Womack
 A25 Wisconsin #22 A L 17 26
 (Eddie Robinson Classic)
 S1 Richmond H W 17 16
 S22 Clemson #19 A W 26 24
 S29 Duke H W 31 10
 O6 Maryland #25 A L 21 41
 O13 North Carolina A L 24 30
 O20 Florida State #21 H L 7 43
 O27 N.C. State A L 0 24
 N3 Wake Forest H L 30 34
 N10 Georgia Tech #20 H W 39 38
 N17 Virginia Tech #18 H L 17 31
 D1 Penn State H W 20 14

VIRGINIA

2019 UVA FOOTBALL



Virginia's 14-13 win over then-No. 23 Florida State on Nov. 19, 2011 in Tallahassee proved to be historic for the Cavaliers as UVA became the first program in college football history to record road victories at Florida State and Miami in the same season - two programs that have brought eight combined National Championships to the Sunshine State. UVA also defeated the Miami Hurricanes, 28-21, at Sun Life Stadium earlier during the 2011 season on ESPN's Thursday Night Football.

2002 (9-5; 6-2 ACC, T-2nd)

Continental Tire Bowl Champions

Coach: Al Groh

Captains: Angelo Crowell, Billy McMullen

A22	Colorado State	H	L	29	35
(Jim Thorpe Classic)					
A31	Florida State #5	A	L	19	40
S7	South Carolina #22	H	W	34	21
S21	Akron	H	W	48	29
S28	Wake Forest	A	W	38	34
O5	Duke	A	W	27	22
O12	Clemson	H	W	22	17
O19	North Carolina	H	W	37	27
O26	Georgia Tech	A	L	15	23
N9	Penn State #19	A	L	14	35
N16	N.C. State #20	H	W	14	9
N23	Maryland #18	H	W	48	13
N30	Virginia Tech #22	A	L	9	21
D28	West Virginia #15	N	W	48	22

Note: Virginia ranked No. 22 in final AP poll.

2003 (8-5; 4-4 ACC, T-4th)

Continental Tire Bowl Champions

Coach: Al Groh

Captains: Almondo Curry, Matt Schaub

A30	#18 Duke	H	W	27	0
S6	#15 South Carolina	A	L	7	31
S13	Western Michigan	A	W	59	16
S27	Wake Forest	H	W	27	24
O4	North Carolina	A	W	38	13
O11	#25 Clemson (OT)	A	L	27	30
O18	Florida State #7	H	L	14	19
O25	Troy	H	W	24	0
N1	N.C. State	A	L	37	51
N13	Maryland	A	L	17	27
N22	Georgia Tech	H	W	29	17
N29	Virginia Tech #21	H	W	35	21
D27	Pittsburgh	N	W	23	16

2004 (8-4; 5-3 ACC, T-3rd)

Coach: Al Groh

Captains: Elton Brown, Chris Canty, Jermaine Hardy, Heath Miller, Brennan Schmidt

S4	#15 Temple	A	W	44	14
S11	#12 North Carolina	H	W	56	24
S18	#12 Akron	H	W	51	0
S25	#13 Syracuse	H	W	31	10
O7	#6 Clemson	H	W	30	10
O16	#14 Florida State #7	A	L	3	36
O23	#13 Duke	A	W	37	16
N6	#10 Maryland	H	W	16	0
N13	#18 Miami (Fla.) #18	H	L	21	31
N20	#16 Georgia Tech	A	W	30	10
N27	#18 Virginia Tech #11	A	L	10	24
D27	#18 Fresno State (OT)	N	L	34	37

Note: Virginia ranked No. 23 in final AP poll.

2005 (7-5; 3-5 ACC, 5th Coastal)

Music City Bowl Champions

Coach: Al Groh

Captains: Tony Franklin, Marques Hagans, Wali Lundy, Brennan Schmidt

S3	#25 Western Michigan	H	W	31	19
S17	#25 Syracuse	A	W	27	24
S24	#23 Duke	H	W	38	7
O1	#19 Maryland	A	L	33	45
O8	Boston College #18	A	L	17	28
O15	Florida State #4	H	W	26	21
O22	#23 North Carolina	A	L	5	7
N5	Temple	H	W	51	3
N12	Georgia Tech #24	H	W	27	17
N19	Virginia Tech #7	H	L	14	52
N26	Miami (Fla.) #10	A	L	17	25
D30	Minnesota	N	W	34	31

2006 (5-7, 4-4 ACC, 3rd Coastal)

Coach: Al Groh

Captains: Marcus Hamilton, Chris Long, Christian Olsen, Deyon Williams

S2	Pittsburgh	A	L	13	38
S9	Wyoming (OT)	H	W	13	12
S16	Western Michigan	H	L	10	17
S21	Georgia Tech	A	L	7	24
S30	Duke	A	W	37	0
O7	East Carolina	A	L	21	31
O14	Maryland	H	L	26	28
O19	North Carolina	H	W	23	0
O28	N.C. State	H	W	14	7
N4	Florida State	A	L	0	33
N18	Miami (Fla.)	H	W	17	7
N25	Virginia Tech #17	A	L	0	17

2007 (9-4, 6-2 ACC, 2nd Coastal)

Coach: Al Groh

Captains: Branden Albert, Chris Long, Tom Santi

S1	Wyoming	A	L	3	23
S8	Duke	H	W	24	13
S15	North Carolina	A	W	22	20
S22	Georgia Tech	H	W	28	23
S29	Pittsburgh	H	W	44	14
O6	Middle Tennessee	A	W	23	21
O13	Connecticut	H	W	17	16
O20	Maryland	A	W	18	17
O27	#21 N.C. State	A	L	24	29
N3	Wake Forest #21	H	W	17	16
N10	#23 Miami (Fla.)	A	W	48	0
N24	#16 Virginia Tech #8	H	L	21	33
J1	#21 Texas Tech	N	L	28	31

2008 (5-7, 3-5 ACC, 5th Coastal)

Coach: Al Groh

Captains: Vic Hall, Cedric Peerman, John Phillips, Clint Sintim

A30	Southern California #3	H	L	7	52
S6	Richmond	H	W	16	0
S13	Connecticut	A	L	10	45
S27	Duke	A	L	3	31
O4	Maryland	H	W	31	0
O11	East Carolina	H	W	35	20
O18	No. Carolina (OT) #18	H	W	16	13
O25	Georgia Tech #21	A	W	24	17
N1	Miami (OT)	H	L	17	24
N8	Wake Forest	A	L	17	28
N22	Clemson	H	L	3	13
N29	Virginia Tech	A	L	14	17



2009 (3-9, 2-6 ACC, 6th Coastal)

Coach: Al Groh
Captains: Will Barker, Denzel Burrell, Aaron Clark, Vic Hall
S5 William & Mary H L 14 26
S12 TCU #16 H L 14 30
S19 Southern Miss A L 34 37
O3 North Carolina A W 16 3
O10 Indiana H W 47 7
O17 Maryland A W 20 9
O24 Georgia Tech #11 H L 9 34
O31 Duke H L 17 28
N7 Miami #16 A L 17 52
N14 Boston College H L 10 14
N21 Clemson #18 A L 21 34
N28 Virginia Tech #14 H L 13 42

2010 (4-8, 1-7 ACC, T6th Coastal)

Coach: Mike London
Captains: John-Kevin Dolce, Ras-I Dowling, Nick Jenkins, Joe Torchia, Marc Verica
S4 Richmond H W 34 13
S11 Southern California #16A L 14 17
S25 VMI H W 48 7
O2 Florida State H L 14 34
O9 Georgia Tech A L 21 33
O16 North Carolina H L 10 44
O23 Eastern Michigan H W 48 21
O30 Miami (Fla.) #22 H W 24 19
N6 Duke A L 48 55
N13 Maryland H L 23 42
N20 Boston College A L 13 17
N27 Virginia Tech #13 A L 7 37

2011 (8-5, 5-3 ACC, T2nd Coastal)

Coach: Mike London
Captains: Nick Jenkins, Perry Jones, Rodney McLeod, Matt Snyder
S3 William & Mary H W 40 3
S10 Indiana A W 34 31
S17 North Carolina A L 17 28
S24 Southern Miss H L 24 30
O1 Idaho (OT) H W 21 20
O15 Georgia Tech #12 H W 24 21
O22 NC State H L 14 28
O27 Miami (Fla.) A W 28 21
N5 Maryland A W 31 13
N12 Duke H W 31 21
N19 Florida State #23 A W 14 13
N26 #24 Virginia Tech #6 H L 0 38
D31 Auburn N L 24 43
(Chick-fil-A Bowl - Atlanta, Ga.)

2012 (4-8, 2-6 ACC, 6th Coastal)

Coach: Mike London
Captains: Oday Aboushi, Steve Greer, Will Hill, Perry Jones, La'Roy Reynolds
S1 Richmond H W 43 19
S8 Penn State H W 17 16
S15 Georgia Tech A L 20 56
S22 TCU #17 A L 7 27
S29 Louisiana Tech H L 38 44
O6 Duke A L 17 42
O13 Maryland H L 20 27
O20 Wake Forest H L 10 16
N3 NC State A W 33 6
N10 Miami (Fla.) H W 41 40
N15 North Carolina H L 13 37
N24 Virginia Tech A L 14 17

2013 (2-10, 0-8 ACC, 7th Coastal)

Coach: Mike London
Captains: Luke Bowanko, Jake Snyder, Rijo Walker
A31 Brigham Young H W 19 16
S7 Oregon #2 H L 10 59
S21 VMI H W 49 0
S28 Pittsburgh A L 3 14
O5 Ball State H L 27 48
O12 Maryland A L 26 27
O19 Duke H L 22 35
O26 Georgia Tech H L 25 35
N2 Clemson #9 H L 10 59
N9 North Carolina A L 14 45
N23 Miami (Fla.) A L 26 45
N30 Virginia Tech H L 6 16

2014 (5-7, 3-5 ACC, T7th Coastal)

Coach: Mike London
Captains: Henry Coley, Anthony Harris, Greyson Lambert, Kevin Parks, Alec Vozenilek
A30 UCLA #7 H L 20 28
S6 Richmond H W 45 13
S13 Louisville #21 H W 23 21
S20 Brigham Young #21 A L 33 41
S27 Kent State H W 45 13
O4 Pittsburgh H W 24 19
O18 Duke A L 13 20
O25 North Carolina H L 27 28
N1 Georgia Tech A L 10 35
N8 Florida State #2 A L 20 34
N22 Miami (Fla.) H W 30 13
N28 Virginia Tech A L 20 24

2015 (4-8, 3-5 ACC, 6th Coastal)

Coach: Mike London
Captains: Ross Burbank, Vince Croce, David Dean, Canaan Severin
S5 UCLA #13 A L 16 34
S12 Notre Dame #9 H L 27 34
S19 William & Mary H W 35 29
S25 Boise State H L 14 56
O10 Pittsburgh A L 19 26
O17 Syracuse (3OT) H W 44 38
O24 North Carolina A L 13 26
O31 Georgia Tech H W 27 21
N7 Miami (Fla.) A L 21 27
N14 Louisville A L 31 38
N21 Duke H W 42 34
N28 Virginia Tech H L 20 23

2016 (2-10, 1-7 ACC, 6th Coastal)

Coach: Bronco Mendenhall
Captains: Micah Kiser, Jackson Matteo, Donte Wilkins
S3 Richmond H L 20 37
S10 Oregon #24 A L 26 44
S17 UConn A L 10 13
S24 Central Michigan H W 49 35
O1 Duke A W 34 20
O15 Pittsburgh H L 31 45
O22 North Carolina #22 H L 14 35
O29 Louisville #5 H L 25 32
N5 Wake Forest A L 20 27
N12 Miami (Fla.) H L 14 34
N19 Georgia Tech A L 17 31
N26 Virginia Tech A L 10 52

2017 (6-7, 3-5 ACC, T4th Coastal)

Coach: Bronco Mendenhall
Captains: Kurt Benkert, Quin Blanding, Micah Kiser
S2 William & Mary H W 28 10
S9 Indiana H L 17 34
S16 UConn H W 38 18
S22 Boise State A W 42 23
O7 Duke H W 28 21
O14 North Carolina A W 20 14
O21 Boston College H L 10 41
O28 Pittsburgh A L 14 31
N4 Georgia Tech H W 40 36
N11 Louisville A L 21 38
N18 Miami (Fla.) #2 A L 28 44
N24 Virginia Tech #24 H L 0 10
D28 Navy A L 7 49
(Military Bowl - Annapolis, Md.)

2018 (8-5, 4-4 ACC, T3rd Coastal)

Coach: Bronco Mendenhall
Captains: Jordan Ellis, Chris Peace, Olamide Zaccheaus
S1 Richmond H W 42 13
S8 Indiana A L 16 20
S15 Ohio NA W 45 31
S22 Louisville H W 27 3
S29 NC State A L 21 35
O13 Miami (Fla.) #16 H W 16 13
O20 Duke A W 28 14
O27 North Carolina H W 31 21
N2 #23 Pittsburgh H L 13 23
N10 Liberty H W 45 24
N17 Georgia Tech (OT) A L 27 30
N23 Virginia Tech (OT) A L 31 34
D29 South Carolina N W 28 0
(Belk Bowl - Charlotte, N.C.)

Key

• H-home A-away N-neutral

• Ranking before opponent is Virginia in AP poll.

• Ranking after opponent is opponent's in AP poll.

VIRGINIA

THE COACHING LINE

SEASONS	COACH (Alma Mater)	SEASONS	WON	LOST	TIED	PCT.
2016-pres.	Bronco Mendenhall (Oregon State '88)	3	16	22	0	.421
2010-15	Mike London (Richmond '83)	6	27	46	0	.370
2001-09	Al Groh (Virginia '67)	9	59	53	0	.528
1982-2000	George Welsh (Navy '56)	19	134	86	3	.608
1976-81	Dick Bestwick (North Carolina '52)	6	16	49	1	.246
1974-75	Sonny Randle (Virginia '59)	2	5	17	0	.227
1971-73	Don Lawrence (Notre Dame '59)	3	11	22	0	.333
1965-70	George Blackburn (Findlay '37)	6	29	32	0	.475
1961-64	Bill Elias (Maryland '48)	4	16	23	1	.413
1958-60	Dick Voris (San Jose State '48)	3	1	29	0	.033
1956-57	Ben Martin (Navy '45)	2	7	12	1	.375
1953-55	Ned McDonald (Texas '40)	3	5	23	0	.179
1946-52	Art Guepe (Marquette '37)	7	47	17	2	.727
1937-45	Frank Murray (Tufts '08)	9	41	34	5	.544
1934-36	Gus Tebell (Wisconsin '23)	3	6	18	4	.286
1931-33	Fred Dawson (Princeton '10)	3	8	17	4	.345
1929-30	Earl Abell (Colgate '16)	2	8	9	2	.474
1923-28	Earle "Greasy" Neale (W.Va. Wesleyan '15)	6	28	22	5	.555
1922	Thomas Campbell (Harvard '12)	1	4	4	1	.500
1913, 1920-21	Rice Warren (Virginia '05)	3	17	7	2	.692
1919	Harris Coleman (Virginia '16)	1	2	5	2	.333
1917-18	No Varsity Schedule	—	—	—	—	—
1916	Peyton Evans (Virginia '15)	1	4	5	0	.444
1915	Harry Varner (Virginia '11)	1	8	1	0	.889
1914	Joseph Wood (Virginia '14)	1	8	1	0	.889
1912	John "Speed" Elliott (Virginia '09)	1	6	3	0	.667
1911	Kemper Yancey (Virginia '09)	1	8	2	0	.800
1910	Charles Crawford (Virginia '08)	1	6	2	0	.750
1909	John Neff (Virginia '08)	1	7	1	0	.875
1908	Merritt Cooke, Jr. (Virginia '06)	1	7	0	1	.938
1907	Hammond Johnson (Virginia '07)	1	6	3	1	.650
1905-06	William Cole (Michigan '03)	2	12	6	2	.650
1904	Foster Sanford (Yale '95)	1	6	3	0	.667
1903	Gresham Poe (Princeton '02)	1	7	2	1	.750
1902	John deSaulles (Yale '99)	1	8	1	1	.850
1901	Wesley Abbott (Yale '99)	1	8	2	0	.800
1899-1900	Archie Hoxton (Virginia '96)	2	11	5	3	.658
1898	Joseph Massie (Virginia '93)	1	6	5	0	.546
1896-97	Martin Bergen (Princeton '92)	2	13	4	3	.725
1895	Harry Mackey (Pennsylvania '93)	1	9	2	0	.818
1893-94	John Poe (Princeton '95)	2	16	5	0	.762
1892	Unknown *	1	3	2	1	.583
1891	Unknown *	1	2	1	2	.600
1890	Unknown *	1	5	2	0	.714
1889	Unknown *	1	4	2	0	.667
1888	Unknown *	1	2	1	0	.667
		129	659	608	48	.519

George Welsh, a College Football Hall of Famer, is Virginia's winningest coach with 134 victories.





Perry Jones rushed for 149 yards on 18 carries in UVA's 2011 Homecomings victory over previously undefeated and then-No. 12 Georgia Tech.


VIRGINIA HOMECOMINGS GAME RESULTS

Overall Record: 47-45-2 (.511)

Year	Date	Opponent	Result	Year	Date	Opponent	Result	Year	Date	Opponent	Result
1923	11/17	Virginia Tech	L, 3-6	1955	10/15	VMI	L, 13-20	1987	9/26	Duke	W, 42-17
1924	11/8	Georgia	L, 0-7	1956	10/6	Wake Forest	W, 7-6	1988	10/8	Clemson	L, 7-10
1925	11/14	Virginia Tech	W, 10-0	1957	10/12	Clemson	L, 6-20	1989	10/28	Louisville	W, 16-15
1926	11/6	Wash. & Lee	W, 30-6	1958	10/4	N.C. State	L, 14-26	1990	11/3	Georgia Tech	L, 38-41
1927	11/5	Virginia Tech	W, 7-0	1959	10/24	Vanderbilt	L, 0-33	1991	10/5	Kansas	W, 31-19
1928	11/3	Wash. & Lee	W, 20-13	1960	10/29	Wake Forest	L, 20-28	1992	10/24	William & Mary	W, 33-7
1929	11/16	Virginia Tech	L, 12-32	1961	10/7	N.C. State	L, 14-21	1993	10/2	Ohio University	W, 41-7
1930	11/15	Wash. & Lee	W, 20-7	1962	10/20	Wake Forest	W, 14-12	1994	10/1	William & Mary	W, 37-3
1931	10/15	VMI	L, 3-18	1963	10/19	S. Carolina	T, 10-10	1995	9/30	Wake Forest	W, 35-17
1932	11/5	Wash. & Lee	L, 0-7	1964	10/24	N.C. State	L, 15-24	1996	9/28	Texas	W, 37-13
1933	10/28	VMI	L, 12-13	1965	10/30	N.C. State	L, 0-13	1997	10/4	Wake Forest	W, 21-13
1934	11/10	Wash. & Lee	L, 0-20	1966	10/15	VMI	W, 38-27	1998	10/3	San Jose State	W, 52-14
1935	10/26	VMI	T, 0-0	1967	10/14	Duke	L, 6-13	1999	9/18	Wake Forest	W, 35-7
1936	10/24	Wash. & Lee	L, 0-13	1968	10/5	Davidson	W, 41-14	2000	9/23	Clemson	L, 10-31
1937	10/23	VMI	L, 7-26	1969	9/27	Duke	W, 10-0	2001	9/29	Duke	W, 31-10
1938	10/1	Wash. & Lee	W, 13-0	1970	10/3	Wake Forest	L, 7-27	2002	9/21	Akron	W, 48-29
1939	10/14	Maryland	W, 12-7	1971	9/25	Duke	L, 0-28	2003	10/25	Troy	W, 24-0
1940	10/19	VMI	L, 0-7	1972	10/28	Maryland	L, 23-24	2004	9/18	Akron	W, 51-0
1941	11/8	Wash. & Lee	W, 27-7	1973	10/6	Vanderbilt	L, 22-39	2005	9/24	Duke	W, 38-7
1942	No Homecoming Game			1974	10/12	N.C. State	L, 21-22	2006	9/16	Western Michigan	L, 10-17
1943	10/9	Richmond	L, 7-16	1975	11/8	East Carolina	L, 10-61	2007	10/13	Connecticut	W, 17-16
1944	No Homecoming Game			1976	9/25	Duke	L, 6-21	2008	10/11	East Carolina	W, 35-20
1945	11/10	Richmond	W, 45-0	1977	9/24	Duke	L, 7-31	2009	10/10	Indiana	W, 47-7
1946	10/12	VMI	W, 19-8	1978	9/16	Navy	L, 0-32	2010	10/16	North Carolina	L, 10-44
1947	10/11	Harvard	W, 47-0	1979	9/29	Duke	W, 30-12	2011	10/15	Georgia Tech	W, 24-21
1948	10/23	VMI	W, 26-14	1980	10/11	Clemson	L, 24-27	2012	10/13	Maryland	L, 20-27
1949	10/15	Wash. & Lee	W, 27-7	1981	10/24	Wake Forest	L, 21-24	2013	10/26	Georgia Tech	L, 25-35
1950	10/21	VMI	W, 26-13	1982	10/23	Wake Forest	W, 34-27	2014	10/25	North Carolina	L, 27-28
1951	10/20	VMI	W, 34-14	1983	11/12	North Carolina	W, 17-14	2015	10/31	Georgia Tech	W, 27-21
1952	10/25	Duke	L, 7-21	1984	10/20	Wake Forest	W, 28-9	2016	10/15	Pittsburgh	L, 31-45
1953	10/17	VMI	L, 6-21	1985	9/28	Navy	L, 13-17	2017	10/21	Boston College	L, 10-41
1954	10/16	VMI	W, 21-0	1986	11/1	William & Mary	L, 37-41	2018	10/13	Miami (Fla.)	W, 16-13

ALL-TIME LETTERMEN

Following is a list of all 2,197 individuals who have been awarded the Virginia monogram for at least one season. Each year listed is the season the person earned a varsity letter. Players returning for the 2019 season are listed in **Bold**. Captains, managers and service awards are indicated by parentheses.



DUANE ASHMAN

A four-year letterman from 1993-96, defensive end Duane Ashman is tied for sixth in school history with 23 quarterback sacks.


A	Abbott, Lawrence W. 1940-41
	Abbott, William R. 1890
	Aben, Joseph G. 1992-94
	Abrams, C. Michael 1999-00-01
	Abramson, Milton G. 1932-33
	Aboushi, Oday (Capt.) 2010-11-12
	Acree, John W. (Capt.) 1936-37-38
	Adams, Jenna D. (Mgr.) 2000
	Agee, Anthony W. 1994-95
	Ahner, W.H. 1924-25-26
	Ahunamba, Michael 2011
	Aiken, Daniel L. 2007-08-09-10
	Ainslie, George A. 1890
	Albert, Brandon B. (Capt.) ... 2005-06-07
	Albert, Larry 1970-71
	Aldrich, Robert B. 1940
	Alexander, Donald 1951-52-53
	Allanson, Scott L. 1995
	Allen, Demetrius C. "Pete" 1992-93-94-95
	Allen, George, Jr. 1972-73
	Allen, Jeffrey 1987-88
	Alonso, Mandy 2017-18
	Alvarez, Al 1976-77-78
	Alvarez, Caesar L. 1975-76-77-78
	Alvarez, Hector R. Jr. (Mgr.) 1996-97
	Alvarez, Pablo 2013
	Alznauer, Alfred G. 1962
	Ambrose, Dick (Capt.) 1972-73-74
	Anderson, Daymon W. 1990-91-92
	Anderson, Edward C. 1914-15
	Anderson, G. W. 1914-15
	Anderson, Jeffrey R. 1966-67-68
	Anderson, Joseph R.J. 1888
	Anderson, Kelvin M. 1977-78-79
	Anderson, Maurice A. 1996-97-98-99
	Anderson, Ottawa 2001-02-03-05
	Anderson, Stuart N. 1978-79-80-81
	Andrews, Edward B. 1933-34
	Andrews, Dennis 1960-61-62
	Angle, Clarence E. 1962-63
	Annis, James J. (Mgr.) 1992-93-94
	Appleby, Antonio D. 2005-06-07-08
	Applefield, Marcus 2018
	Archer, W.W. (Mgr.) 1952-53
	Arnall, Bruce P. 1977
	Arnette, Gene (Capt.) 1967-68
	Arnold, G. B. 1922-23
	Asher, Oliver 1987
	Ashman, Duane A. 1993-94-95-96
	Ashwell, James 1951
	Atkins, Lamont 2017-18

Augustino, Jason W. (Capt.) 1993-94-95
Ausberry, Marshall L. 2005
Austin, Randolph I. 1991
Austin, Vernon C. 1928
Azelby, Robert (Mgr.) 1986-87-88-89

B

Baber, William F. 1997-98-99-00
Bachman, Nathan L. 1902
Bailey, Bruce 1946-47
Bailey, Kevin T. 2000-01-02-03
Bailey, Rives 1953-54-55
Baker, Daniel A. (Mgr.) 1985
Bakhtiar, James A. (Capt.) 1955-56-57
Baldwin, G.W. E. 1923
Balezantis, Mark 1984-85
Ballard, Wayne 1959-60
Banbury, John R., Jr. 1975-77
Banks, J.B. (Mgr.) 1919
Banks, William S. 1935
Barber, J. O. "Ronde" 1994-95-96
Barber, A. K. "Tiki" (Capt.) ... 1994-95-96
Barbour, Stuart A., Jr. ... 1945-46-47-48
Barger, John 1958-59
Barile, Carl 1972-73
Barker, Edwin 1962
Barker, R. A. 1914
Barker, William S. (Capt.) 2006-07-08-09
Barkley, Rufus C. 1948-49-50-51
Barnes, K. Bradley (Capt.) 1999-00
Barrol, Lewis (Mgr.) 1950
Barron, Anne Elizabeth (Mgr.) 1996
Barry, James E. 1905
Barthelmes, Brian 2002-03-04-05
Bass, Spencer 1903
Battle, Devon L. 2001
Battle, LoVante' 2010-11-12
Battle, Mike 1984-85-86-87
Bauda, Russ 1970
Bauman, Y. Hans 1974-75-76-77
Baumann, Lawrence 1946-47-48
Bauwuh, A. Kofi 1998-99
Bayliss, Bill (Mgr.) 1971-72-73
Beam, George B. 1974
Bear, James A., Jr. 1941-42
Beattie, John 1973
Beckett, J.H. 1907
Bedesem, Richard W. 2000-02-03-04
Belfield, Philip (Mgr.) 1997-98-99
Belfield, Samuel S. (Mgr.) ... 1994-95-96
Belic, Chuck 1970-71-72
Bell, Andrew A. 1991-92-93
Bell, Richard P. (Mgr.) 1904
Benckenstein, John H. 1926-27-28
Benet, W. Christie 1900-01
Benkert, Kurt (Capt.) 2016-17
Bennett, Michael 1973
Berce, Robert W. 1975
Berger, Spencer S. 1932-33-34
Bergman, Carl (Mgr.) 1936
Berkeley, Alfred R., Jr. 1936-37
Berkeley, Norborne 1914-15
Berry, Thomas 1950-51-54
Berry, Thomas R. 1982
Bessell, Edmund 1947-49-50-51
Best, Ryan A. 2005-06
Bethel, Carlisle A. 1927
Beury, James 1930
Bevan, Kenneth 1943
Beveridge, James W. 1938
Bickers, Duane 1961-62-63
Billyk, Allen C. 2006-07
Bingham, Robert W. 1890
Bischoff, Bob 1968-69-70
Bischoff, Ryan 2018
Bizousky, Franklin P. 1980-81
Blackburn, James F. 1969
Blackburn, John B. 1969
Blackford, Staige D. (Capt.) 1921-22-23
Blackman, Cole 2016
Blackstock, Darryl 2002-03-04
Bladel, Peter J. 2007
Blaine, James G., Jr. 1894
Blair, William Harrison (Mgr.) 1888
Blakeley, Daniel L. 1971-72-73
Blakey, R. K. 1916-20
Blandford, Charlie 1968-69-70
Blanding, Derek N. 1981
Blanding, Quin (Capt.) ... 2014-15-16-17
Blaze, Blake 2013
Bloemers, Meindert (Mgr.) 1990

Blosser, R. Allen 1981
Blount, Joey 2017-18
Blount, Tony 1976-77-78-79
Blundin, Matthew B. (Capt.) 1989-90-91
Board, Joe 1959
Bock, Joseph A. 1979-80
Bodison, Brian W. 1985
Bolling, Anthony 1983-85
Bond, David O. (Capt.) 1982-83-84
Bonney, William 1951-54-55
Booker, Ronald M. 1980-81-82
Boothe, M.L. (Mgr.) 1930
Borchers, Dennis 1965-66-67
Borsari, Chris E. 1989-90
Bosher, Percy 1894
Boucek, Heath 2002
Bowanko, Luke (Capt.) 2011-12-13
Bowden, C. H. 1892-93
Bowden, Robert J. 1974-76-77
Bowen, H. M. 1908-09-10
Bowers, Casey E. (Mgr.) 2001-02-03
Bowie, Kevin J. 1975
Bradley, Kevin 2005
Bradley, Landon 2009-10-11
Bradshaw, Zach 2013-14-15-16
Branble, William L. 1925-27
Brancati, Mike 1976-78-79
Branch, Nisha 1998-99
Brand, Richard W. (Capt.) ... 1966-67-68
Brandenburger, Mark A. (Mgr.) . 1990-91-93
Bratt, Dave 1970
Bratton, Darrius 2017-18
Brathwaite, Chris 2012-14
Braun, G. P., Jr. 1933
Braverman, Todd H. 1998-99
Bressan, Bob 1968-70-71
Brewer, Connor 2015-16
Brewer, Ward W. 1930-31-32
Brice, William J. 1993-94-95-96
Bride, James C. 1900
Bridges, Bill 1976-77
Brim, Demeitre 2012-13
Brindle, Christopher 1985
Brinkley, Stan 1943
Britton, Trevor A. 1995-96-97
Broaddus, Carl 1943
Broadnax, Christopher 2010
Bronston, Thomas H. 1902
Brooks, Aaron L. (Capt.) 1996-97-98
Brooks, Ahmad 2003-04-05
Brooks, Kevin 1992-93-94-95
Brookshire, Randal D. 1981-82-83
Brown, Andrew 2015-16-17



ELTON BROWN

Guard Elton Brown was a first-team All-American as a senior in 2004. He won the ACC's Jacobs Blocking Trophy in 2003 and 2004.

Brown, Chris 1970-71-72
Brown, David E 1989-90-91
Brown, Elliott 2017-18
Brown, Elton (Capt.) 2001-02-03-04
Brown, Gregory A. 1978
Brown, Kristie (Mgr.) 1979
Brown, J. D. 1913-15
Brown, Jamall 2015
Brown, Javaris 2009
Brown, Michael A. 2005-06
Brown, Philip 2004
Brown, Ray W. 1944-45-46-47

Brown, Roy E. (Capt.) 1986-87-88-89
Brown, Thompson 2011
Brown, W. 1923
Browning, Lee 1975-76-77-78
Browning, Skip 1974-75-76-77
Bryan, J. R. 1888
Bryan, Steve C. 1966-67
Bryan, T. (Mgr.) 1905
Bryant, Arthur H., Jr. 1937-38
Bryant, C. Edgar 1940-41-42
Bryant, Donald L. 1986-87-88-89
Bryant, Herbert 1929-30-31
Buchanan, Robert A. 1966-67
Buck, Harrison L. (Mgr.) 1928
Buczynski, Kenneth R. 1994-95
Budd, Michael L. 1977-78-80-81
Bullett, Marcus J. 1996
Bullington, R. M., Jr. (Mgr.) 1922
Bullock, Quannah 1984-85
Burbank, Ross (Capt.) ... 2012-13-14-15
Burd, Kristopher A. 2008-09-10-11
Burford, David G. 1962
Burge, W.Y. 1921
Burger, Raye A. (Capt.) 1931-32-33
Burkalter, Susan E. (Mgr.) 1977-78
Burkley, Bob 1970-71
Burlington, George 1894
Burnett, Lucien D., Jr. 1943-44
Burnett, Moscoe 1920
Burney, Richard 2016-17
Burnim, Adrian V. 1995-97-98
Burns, John 1986
Burns, Robert 2013-14-15
Burns, Thomas D. 1991-92-93
Burrell, Denzel L. (Capt.) ... 2007-08-09
Burton, John L. 1952
Butler, Bradley J., Jr. 2003-04-05
Butts, Evan 2015-16-17-18
Byers, Emmanuel L. 2005-06
Byrd, Derrick L. 1994-95-96
Byrd, Julian M. 1899
Byrd, Victoria D. (Mgr.) 2001
Byrd, William E., Jr. 1927-28-29-30
Byrne, Jeb 2014

C

Cabbell, Robert L., IV 2008-09-10
Cain, Isaac 2009-10
Calamos, Jeff 1967-68
Caldwell, T. D. (Mgr.) 1932
Calfee, W. R. 1909
Calhoun, J. C. 1915
Call, Frank L., II (Capt.) 1956-57-58
Call, Robert 1979
Callinder, Rickey L. 1980-81-82-83
Calloway, Anthony 2016
Calvert, Robert A. 1916
Cameron, George 1929-30
Campbell, Braden 2002
Campbell, Eldridge 1922
Campbell, Jack 1948
Canady, Maurice 2012-13-14-15
Canale, Terry 1959
Candler, James 1957
Canevari, Robert 1957-58
Cantrell, Wayne E. 1945
Canty, Christopher L. (Capt.) 2001-02-03-04
Caplinger, Adam 2013
Carber, Ben 2002
Cardenas, Luis David 1985-86-87
Cardozo, Mosby G. 1938-39-40
Cardwell, B. Winston (Capt.) .. 1925-26-27-28
Cardwell, Vincent 1933-34
Cardwell, Victor O. 1982
Carey, Geoffrey 1991
Carey, Ronald (Capt.) ... 1987-88-89-90
Carlisle, Robert 1958
Carney, Alonzo B. 1897
Carnuche, Joe 1988
Carrington, A.B. 1916
Carrington, Edward (Capt.) 1964-65-66
Carrington, Jim 1968-69-70
Carrington, Richard A., Jr. . 1920-21-22
Carrington, R. W. (Mgr.) ... 1910
Carroccio, Russell 1951
Carroll, Linwood W., Jr. 1981-84
Carter, Aubrey L. (Capt.) 1911-12-13
Carter, Darnell 2010
Carter, Frederick D. 1987-88
Carter, Richard T. (Mgr.) 1967
Carter, Keenan 2004-05-06



CHRIS CANTY

Chris Canty lettered from 2001-04 and was a mainstay on UVA's bowl teams in 2002, 2003 and 2004. He was a captain in 2004.


Cates, Bawner B., III (Trainer).....	1966
Cascella, Robert Jr.....	1967
Cascarano, Sean.....	2010-12-13
Cash, D. Alvin.....	1956-57-58
Casler, DeWitt B. (Mgr.).....	1969
Catchings, Oliver W. (Capt.).....	1891-92
Cathey, Michael Ray.....	1988
Caulk, Kelly F.....	1985-87
Cecil, B.R. (Capt.).....	1908-09-10
Chamoun, Fady E.....	1997-98
Champlin, Tom.....	1976-77-78
Chapin, Scott H.....	1983-84-85
Chaplin, James P.....	1990
Chatman, Ryan (Mgr.).....	2003-04
Chester, Patrick L.....	1978-79-80-82
Childress, Daniel.....	2009
Childress, Ryan W.....	2000-01-02-03
Childrey, Thurston (Mgr.).....	2003-04-05-06
Childs, Darren J.....	2008-09
Chiles, John P.....	1964
Chisolm, William (Capt.).....	1950-51-52
Choice, William, Jr.....	1900
Choma, John G.....	1975-76-77
Christ, Tommy.....	2018
Christhilf, Mark H.....	1969
Christhilf, Stuart M.....	1961-62-63
Christian, Archer.....	1909
Chung, Julie (Mgr.).....	2005
Churchman, Charles J.....	1916-19
Cikra, Jeffrey.....	1973-74
Clardy, Carlton S., Jr.....	1977
Clark, Aaron J. (Capt.).....	2007-09
Clark, Henry (Mgr.).....	1950
Clark, John F.....	1920
Clark, William.....	1998-99-00-01
Clarke, William B.....	1954-55-56
Clay, Allen J.....	1943-44
Clay, Eric A.....	1985-86-87
Clements, Alan.....	1970
Clifton, Davian.....	1987
Close, Oscar Thomas.....	1927-28
Cocke, Paul Lee (Capt.).....	1896
Cockrell, Ewing.....	1894
Cockrill, A.....	1924-25
Coen, George W.....	1935
Cofer, Richard S., Jr. (Capt.).....	1943
Coffey, Kevin.....	1998-99-00
Coleman, Bryan.....	1976-77-78-79
Coleman, H. W. (Capt.).....	1913-14-15-16
Coleman, James.....	2015
Coleman, Lester.....	2017-18
Coleman, Robert M. (Capt.).....	1899-1900-01
Coleman, T.G.....	1915
Coles, George M.....	1931-32-33
Coley, Henry (Capt.).....	2011-12-13-14
Colleran, James.....	1973-74-75
Collier, Harris T. (Capt.).....	1896-97-98
Collins, Brad M.....	1990
Collins, Louis.....	1976-77-78-79
Collins, Nathaniel A.....	2006-07-08-09
Collins, Paul D.....	1987-88-89-90
Collins, Peter B.....	1992-93
Condon, William J.....	1930-31-32
Connair, Paul.....	1945
Conner, Andrews B., Jr.....	1935-36
Conner, Clyde R.....	1903
Conrath, Matthew F.....	2008-09-10-11
Constantine, Richard.....	1966-67-68
Conte, Nicholas.....	2015-16

Cook, Christopher O.....	2006-07-09
Cook, Kevin J.....	1986-87-88-89
Cook, Malcolm.....	2017-18
Cooke, Mark.....	1989-90
Cooke, Merritt, Jr. (Capt.).....	1903-04-05-06
Cooper, Anthony.....	2012
Cooper, Charles C.....	1941-42
Copeland, James.....	1964-65-66
Copeland, William.....	1973-74-75-76
Copper, Jon S.....	2005-06-07-08
Corley, Ralph A. III.....	1965
Cornachione, Mike.....	1972-73-74
Corney, Trent.....	2013-15
Corson, John J.....	1954-55-56
Costas, Stormy.....	1970-71
Council, Walter W. (Capt.).....	1902-03-04
Covington, Anthony L.....	1987-88-89-90
Covington, Jim.....	1952
Covington, Maurice D.....	2006-07-08
Cowley, Tanner.....	2016-17-18
Craft, Warren.....	2016-17
Craig, Irvin.....	1919
Craig, Ross W.....	1940-41
Crawford, Casey S.....	1996-97-98-99
Crawford, Kenneth.....	1999-00
Crawford, Charles B.....	1905-07
Creekmore, Thomas A.....	1913
Crenshaw, Francis.....	1940-41-42
Critchley, Craig A.....	1970-71-72
Crone, Vincent (Capt.).....	2014-15
Crockett, Joseph L.....	1993-94-95
Croft, Lawrence.....	1966-67
Cross, De'Vante.....	2017-18
Crowell, Angelo D. (Capt.).....	1999-00-01-02
Crowell, Germene L.....	1995-96-97
Crum, William J.....	1940
Cuddy, Curtis Emory.....	1924-25-26
Cubbage, Michael.....	1969
Cunningham, Alexander.....	1890-91
Cunningham, Ian-Yates.....	2003-06-07
Cuozzo, Gary (Capt.).....	1960-61-62
Curry, Almondo A. (Capt.).....	2001-02-03
Curry, Bill A.....	1990-91-92-93
Custis, John (Mgr.).....	1999
Cutler, Robert C.....	1932-33
Cwalina, Timothy.....	2014

D

Dabney, H. Slayton (Mgr.).....	1996-97-98
Dabney, Virginia.....	1896-1900
D'Acunto, Matthew A.....	1998-99
Daggett, William W. (Capt.).....	1889-90
Dahlgren, J. Eric.....	1972-73-74
Dahlgren, John B.....	1951
Daingerfeld, J. K.....	1907-09
Daly, Raymond.....	1983-84
Dandridge, Victor (Mgr.).....	1959
Daniel, Edward M.....	1902
Daniel, Travis G.....	1927
Darby, Donald W.....	1923-24
Darden, Ronald C.....	2005
Daugherty, G. (Mgr.).....	1929
Dausch, Andrew W.....	1991-92-93-94
Davenport, Henry B., III.....	1957
Davenport, Stephen R. (Capt.).....	1935-36-37
Davidson, Bertram.....	1922
Davis, Adrian A. (Mgr.).....	1994
Davis, Chuck.....	2018
Davis, Conner.....	2012-13-14
Davis, E.....	1895-96-97-98
Davis, Edgar P.....	1983-84-86
Davis, Harrison P., III.....	1971-72-73
Davis, James P., Jr.....	1971
Davis, John S., Jr.....	1921-22
Davis, Raymond W.....	1952
Davis, Richard J.....	1944
Davis, Robert E.....	1964-65-66
Davis, Roger.....	1964-65
Davis, Stephen M. (Mgr.).....	1993-94-95
Davis, Thierrien.....	2004
Davis, Tyrone.....	1991-92-93-94
Davis, William G.....	1969-70-71
Davis, William A.....	2002
Dawson, Jeffrey C. (Mgr.).....	2000
Day, Richard W.....	1928-29
Dean, David (Capt.).....	2013-14-15
Deane, Herbert D.....	1922
Debuskey, Merle.....	1943
DeButts, Richard F.....	1928
DeButts, William J.....	1929-30-31
DeGiorgi, John Albert.....	1985
Deitrick, William A.....	1922-23
Deke, Scott M.....	2008
Delaney, Brian.....	2017-18
Delaney, Lindsay J.....	1980-81
de Laureal, David.....	2002-03

Delk, David L.....	1990
Dempsey, Arnold.....	1958-59-60
Dempsey, Joel L.....	1985-86-87-88
Dennis, Bill.....	1972-73-74
Depenbrock, John F., Jr.....	1963-64
Derey, Walter L.....	1994-95-96
Detrick, Jared B.....	2007-08-10
Devlin, Andrew C.....	2008
Dial, John M.....	1931-32-33
Dias, Jermaine E.....	2004-05-06-07
Dickerhoof, Greg.....	1970-71-72
Dickerson, Dale A.....	1971-72-73
Dickerson, James S.....	1946-47
Dickey, Erwin, Jr.....	1939-40
Dickey, Larry.....	1962
Diehl, John.....	1955
Diffey, A. Carter (Capt.).....	1923-24-25
Dingle, Antonio D.....	1995-96-97-98
Dirnwidde, Harry E.....	1936-37-38
Dismukes, Robert E. (Mgr.).....	1931
Dittman, Bradley D.....	1997
Dixon, Mark K. (Capt.).....	1990-91-92-93
Dockins, Kyle.....	2013-14-15
Dodson, E. Griffith.....	1905-06
Dodson, E. Griffith, Jr.....	1934
Dolce, John-Kevin (Capt.).....	2008-09-10
Dollin, Jeremy.....	2013
Dombrowski, James (Capt.).....	1982-83-84-85
Donahue, Ian (Mgr.).....	1998-99-00
Donley, James T.....	1963-64-65
Donahue, Ian.....	1999
Donohue, Duncan E. (Mgr.).....	1995-96-97-98
Dooley, Derek V.....	1987-88-89-90
Dorsey, J. Mark, Jr.....	2002-03
Dotson, Demetrius J.....	1996-99-00
Doubet, Dennis.....	1971
Dougherty, Michael.....	1959
Doull, Ryan.....	2014-15
Dowe, Michael.....	1973-74-75
Dowling, Doni.....	2014-15-16-17
Dowling, Ras-I (Capt.).....	2007-08-09-10
Drewby, B. Leigh, Jr. (Mgr.).....	1977-78
Driver, James G.....	1910
Dubois, Hasise.....	2016-17-18
Duckett, John A.....	1998-00-01
Duda, John P. (Capt.).....	1944-45-46
Duda, Patrick.....	2009
Dudgeon, Henry M.....	1992
Dudley, William M. (Capt.).....	1939-40-41
Dudley, Thomas E.....	1942-46
Duffalo, Rick.....	1972
Duffy, Terence J. (Capt.).....	1960-61-62
Dunn, C.Y.....	1929
Dunn, Joseph W.....	1919-20
Dunnagan, Darby J. (Mgr.).....	2001-02-03-04
Dunphey, Robert.....	1963-64-65
Duong, Vi Sieu (Mgr.).....	2000
Durbin, Bradley.....	2002
Durham, Imhotep.....	2004



PERCY ELLSWORTH

Safety Percy Ellsworth led the team with six interceptions as a first-team All-American in 1995 as UVA claimed its second ACC title.

E

Early, Nathaniel B., Jr.....	1892-93
Echard, Thomas C.....	1930
Eck, Michael A.....	1982-83
Edgar, William J., Jr.....	1931-32
Edmonds, Gene H.....	1948
Edwards, Robert (Capt.).....	1958-59

Edwards, Thomas S.....	1937
Edwards, William C.....	1991-92-93
Egan, D. Cole.....	1980
Ekejiuba, Isaiah.....	2003-04
Elam, Robert A. (Mgr.).....	1987-88-89
Eldridge, David.....	2016
Elegbe, Akinwale O. "Wale".....	1996-97-98
Elekcs, James.....	1953-54-55
Elliott, Carlton B.....	1947-48-49
Elliott, William, Jr.....	1891
Elliott, John S.....	1908-09
Ellis, Charles W.....	1944-45
Ellis, Daniel G.....	1999-00
Ellis, Jordan (Capt.).....	2016-17-18
Ellis, Justin M. (Mgr.).....	2000
Ellsworth, Percy D.....	1992-93-94-95
Elmer, James.....	1903
Elsom, T. Waverly, Jr.....	1898
Ely, Richard J.....	1936
English, Jack.....	2014-15-16-17
Epps, C.J.....	2018
Ereso, Glenn L. (Mgr.).....	1993-94-95
Estes, A.N.....	1897
Estes, Patrick.....	2001-02-03-04
Evans, Jerton P.....	1999-00-01-02
Evans, Peyton R.....	1914
Ewers, Steven W.....	1988

F

Fadden, Thomas.....	1973-74-75-76
Fagan, Shane (Mgr.).....	2002-03-04-05
Fahey, James T. (Capt.).....	1944
Fairbrothers, David L.....	2006
Falshaw, Lloyd T.....	1991
Fannon, Francis H.....	1954-55
Farinholt, Bart.....	1980-81-82-83
Farrell, Bill.....	1970-71-72
Farrington, Mark.....	2002-03
Farrior, James A.....	1993-94-95-96
Fassio, Danny.....	1967-68-69
Faulconer, Hunter.....	1927-28-29
Faulconer, Hunter, Jr.....	1959
Faumui, Aaron.....	2018
Feagans, John.....	1959
Fears, Eric.....	1981-82-83
Fells-Danzer, Terence.....	2009-10-11
Fenwick, Charles R.....	1920-22
Ferens, Joseph E.....	1969
Ferguson, D'Brickshaw.....	2002-03-04-05
Ferguson, Eric (Mgr.).....	1999
Ferguson, Kevin.....	1984-85-86
Ferrara, Albert E.....	1968
Ferris, Edward.....	1959-60
Fetsko, John D.....	1986-87
Fetsko, Michael E.....	1985-86-87
Field, Alexander M.....	2007-08
Felder, Craig J.....	1986
Fields, Dennis L.....	1986
Fieler, Jake.....	2016-17-18
Fink, Joseph K.....	1926
Finkelston, Tim.....	1986-87-88-89
Finlay, Robert.....	1943
Finley, Edward.....	1910-11-12
Firesheets, Linda R. (Mgr.).....	1981-82
Fischer, Stanford S.....	1959-60-61
Fisher, Duane R.....	1998-99
Fisher, J. Nikki.....	1988-89-90-91
Fitch, Cameron.....	2013-14
Fitzgerald, Jeffrey L.....	2006-07
Fitzgerald, Harvie (Mgr.).....	1951-52
Fleming, Carl, Jr.....	1936-37
Flippin, Harrison F.....	1927-28
Flock, George A.....	1931
Flow, Donald E.....	1974-75-76
Floyd, Earle N. (Mgr.).....	1908
Fogg, Richard E.....	1959
Foley, Randy.....	1990-91
Ford, John.....	1984-86-87-88
Ford, Pat.....	1984
Ford, Thomas A.....	1950-51-52
Foreman, Tyree L.....	1999-00-01
Fortin, Matthew.....	2011-12-13
Foster, Henry P., Jr.....	1921-22-23
Foster, Joshua D. (Mgr.).....	1995-96-97-98-99
Fracker, Lee S.....	1959
Franklin, Anthony I. (Capt.).....	2003-04-05-06
Fray, Samuel B.....	1945-46
Frazier, William L.....	1981-82-83-84
Frederick, T. Michael (Capt.).....	1991-92-93-94
Freedman, Beth H. (Mgr.).....	1994-95-96
Freedman, Paul.....	2010-11-12
Freedman, Robert.....	1960-61-62
Frerotte, Albert G.....	1938-39-40
Freshour, Michael L. (Mgr.).....	1990-91
Friedberg, Samuel.....	1925-26
Frizzell, H. Lockwood (Capt.).....	1946-47


VIRGINIA

2019 UVA FOOTBALL

Frost, Charles M.	1924
Fryberger, Philip K.	1933-34
Frye, Ian	2012-13-14-15
Fuller, F.L.	1891
Fuller, Jason L.	2008
Fuller, Robert P.	1941
Fulp, Kenneth B.	1974-75-76-77
Fulton, James J.	1896
Furst, Gerald	1950-51-52

G

Gaalaas, Trygve L. (Mgr.)	1988
Gahm, Matt	2018
Gallop, Gregory	2013-14
Galloway, Christopher B.	1991
Gaffney, John F.	1986
Garcia, Rafael	1993-94-95-96



SCOTT GARDNER

Scott Gardner led the ACC in passing and total offense in 1973 and 1975 and graduated as UVA's all-time passing leader.

Gardner, Ross	2017
Gardner, Scott (Capt.)	1972-73-74-75
Gardner, Tyrus W.	2004-05-06
Garner, Kirk	2014-15-16-17
Garner, W. Glover	1952
Garr, William R. (Mgr.)	1991
Garren, Harold A.	1983-84-85
Garrett, A. Randolph	1934
Garnett, Alex Y. P.	1905
Garno, Edmund F.	1989-90-91
Garrett, E.E.	1889
Garriot, Richard	1965
Garth, William	1890-91
Gassert, Ronald E. (Capt.)	1959-60-61
Gathman, David B.	1994-95
Gatling, Herman D., Jr.	1952-54
Gay, Peter A.	1951-52
Gearhart, Paul T. (Mgr.)	1985
Gehr, Harry	1971-72
Gehring, Doug	1972
Gentry, Fenton A.	1931
George, Charles T. (Capt.)	1937-38-39
George, Woodruff, Jr.	1936-37-38
Gerczak, Brian K.	1991-92-93
Gerstle, Harry L.	1899
Geyer, Horace, Jr. (Capt.)	1908-09-10
Gianakos, Nicholas, C.	1938-39-40
Gianakos, John C.	1944-45
Gibson, Albert D. (Mgr.)	1996-97
Gibson, Kareem	2016
Gill, Bernard A., Jr.	1948-49
Gillette, James T.	1913-14
Gillette, James T., Jr. (Capt.)	1937-38-39
Gillette, R. Turnbull	1941-42
Gilmer, Thomas W. (Capt.)	1888
Glagola, Doug	1988
Glagola, Paul (Student Asst.)	1995
Glaser, Chris	2017-18
Glasper, Derrick L.	1975-76-77-78
Glaspoy, Byron R.	2005-06-07-08
Glassic, Thomas (Capt.)	1972-73-74-75
Glauber, Robert	1926
Gloth, William C. (Capt.)	1906-07-08
Glover, Jerry V.	1981-82
Godfrey, Gregory H.	1971-72
Goldberg, Boris S.	1947-48-49-50
Golden, Kenneth E.	1971
Gollinge, Paul J.	1988
Gomolak, Gary	1978-79
Gonyo, Jerry	1959
Gooch, Miles	2011-12-13-14

Gooch, Robert K.	1911-12-13-14
Gooch, Stapleton D.	1909
Gooch, Stapleton D., Jr.	1932
Gooch, William S.	1916
Goode, Darren A.	1981
Goodhue, J. Forrest	1911
Goodman, Bobby	1991-92
Goodman, Frank S.	1944
Goodwin, E. Howard	1939-41
Goodwin, W. C.	1916
Goodwyn, Benson L.	1988-89-90
Gorbett, Walter T.	1945-46
Gormley, William J.	1981
Gorham, Chris R.	2005-07
Gosney, Luther S.	1938
Goss, George T. H.	1971
Goss, Jon	2013
Gottschalk, Sean P.	2007
Gould, Christopher M.	2004-05-06-07
Gould, Kevin (Capt.)	1984-85-86
Graham, David (Capt.)	1957-61-62
Graham, Robert S.	1904-06
Granger, Gordon IV	1951-52
Grant, Nick	2017-18
Grant, Sharp	1910
Gravatt, John S. E.	1930-31
Gravatt, William M., Jr.	1939-40
Gravins, John J. III	1958
Gravins, Thomas	1957-58-59
Gray, Arthur P.	1966-67
Gray, Brian (Mgr.)	2007
Green, Donny J.	1997-98-00
Green, Jared P.	2008-09-10
Greene, J. David	1998-99-00-01
Greene, John M.	1962-63
Greenleaf, John J. (Mgr.)	1901
Greenway, Addison W.	1889-90-91
Greenway, John C.	1890
Greer, Steve (Capt.)	2009-10-11-12
Greggs, Durwin D.	1986-87-88-89
Grier, Andre	1976-78-79
Griese, Robert S.	1988-89-90
Griffin, Malcolm	1898-99
Griffin, Nash	2017-18
Griffith, C. Travis (Capt.)	1996-97-98-99
Griffith, Edmund B.	1981
Griggs, David W. (Capt.)	1985-86-87-88
Griggs, Thomas J.	1960-61-62
Griggs, William E., III	1981-82-83
Grimes, George	1942-46-47
Grinnell, David	1979
Griswold, William H.	1952
Grobe, Jim	1973-74
Groh, Albert, Jr.	1965
Groh, A. Michael, III (Capt.)	1994-95
Grover, Robert N.	1894-96
Gruber, Dave	1970
Grywatch, Trevor	2011
Gulaskey, Joseph W., IV	1980-81-82
Gunby, John K. (Mgr.)	1916
Gunderman, Robert E.	1954-55
Gustafson, Robert E.	1969-70-71
Gut, Robert E.	1951-52-53
Guttman, Bernard	1943
Gwynn, Dallas E.	1962-63-64




BYRON GLASPOY

Byron Glaspoy lettered from 2005-08 for the Cavaliers as a fixture in the Virginia secondary for head coach Al Groh.

H

Hamblen, Lapsley	1948
Hackemer, Dean F.	1986
Hackworth, Dennis	1973-74-75
Hagan, Thomas J.	2002-03
Hagans, Marques T. (Capt.)	2002-03-04-05
Hager, J. F.	1916
Hagy, Jesse	1953-54-55
Haines, Innes C.	1937-38-39
Hairston, Eric	1987
Hale, Charles	1973-74-75
Hale, David A.	2004
Haley, Dennis	2003-04
Hall, Alexander	2004
Hall, Bryce	2016-17-18
Hall, David M.	1979-80
Hall, Joseph M. (Capt.)	1987-88-89-90
Hall, Mark	2014-15-16
Hall, Thomas S.	1920-21-22-23
Hall, Vicqual R. (Capt.)	2006-07-08-09
Hall, W.	1889
Hallett, Horace S.	1932-33-34
Hamilton, Frank L.	1959-60
Hamilton, Marcus C. (Capt.)	2003-04-05-06
Hammon, Daniel	2014-15-16-17
Hammer, Charles A.	1966-67-68
Hammond, Darryl	1986-87
Hanback, Eli	2016-17-18
Hankins, Langdon	1919-20-21
Hannig, Thomas L. (Mgr.)	1987-88-89
Hanretty, John J.	1937
Hansen, Louis	1950
Hanson, Jere	1943
Harbison, Clinton M., Jr.	1940
Harding, Charlie	1950-51-52
Hardaway, Robert B.	1949
Hardy, M. Jermaine (Capt.)	2001-02-03-04
Harkleroad, Patrick C.	1992-94
Harold, Eli	2012-13-14
Harper, Frederick	1892-93
Harris, Anthony (Capt.)	2011-12-13-14
Harris, Arlen Q.	1999-00-01
Harris, Arthur B.	1901
Harris, Arthur H.	1921
Harris, Billy (Mgr.)	1952-54
Harris, Eric	1972
Harris, Frank C.	1901-02
Harris, Floyd M.	1927
Harris, James N.	1980-81-82
Harris, Jonathan C.	1993-94-95-96
Harris, L. Peyton	1938-39
Harris, M. Antwan	1996-97-98-99
Harris, M.K.	1910
Harris, Randall	1964-65-66
Harris, Stuart H. Jr.	1951-52
Harris, Tim	2013-14-15-18
Harris, William H. Jr.	1931-32-33
Harris, William K.	1977
Harris, W. W.	1912
Harrison, Christopher A.	1991-92-94-95
Harrison, H. Preston	1951-52-53
Harrison, M. Ponder	1980
Harrison, Robert E. Jr.	1921
Harriss, M.K.	1909
Hart, Charles J.	1964-65
Hartwell, Herbert R.	1953-54-55
Harvey, F. (Mgr.)	1951-52
Haser, James J.	1964
Haskell, Charles C.	1899-1900
Haskell, Sandford	1934-36
Haskell, Bobby	2018
Hathaway, Edwin J. (Mgr.)	1920
Hawes, R. N. (Mgr.)	1925
Hawkins, Ahmad R.	1997-98-99-00
Hayes, J.J.	1921
Hayman, Reuben R.	1924
Haynes, Jason M. (Mgr.)	1985-86-87-88
Hayward, Sam	2016
Heald, Wyster M.	1903
Heath, Bryan W.	1991-92-93-94
Heilman, Graham M.	1937
Hedges, Halstead S.	1890-91
Heidel, Charles F. (Service)	1980
Heim, Joshua (Mgr.)	2004-05-06
Helman, Gary E. (Capt.)	1969-70-71
Henderson, Russell M.	1975-76-77-78
Hepler, John D.	1961-62-63
Hess, David (Mgr.)	1997-98-99
Hewitt, James S.	1911
Heyward, Clinch	1968-70
Hickman, William K.	1944-46-47-48
Hicks, Curtis N.	1991-92-93-94
Hicks, George L., Jr.	1892-93-94
Hicks, Preston W.	1986-87-88
Hill, Braxton	1965-66-67
Hill, D.J.	2011-12-13-14
Hill, Julien Harrison	1897

Hill, William M. (Capt.)	1940-41-42
Hill, William (Capt.)	2010-11-12
Hillebrand, H. T.	1888
Hillman, D. Scott	1982-83-84-85
Hinkebein, Christopher	2009-10-11
Hitchcock, Bryan S.	1982-83-84
Hitt, John Andrew	1974-75-76
Hoak, Harold G.	1950-51-52
Hoback, William W.	1937
Hobson, Alexis, C.	1900-01
Hodge, John H.	1939
Hodges, Jacob (Mgr.)	2008-09
Hodges, Jacob	2010-11-12
Hodges, Thomas B.	1963-64-65
Hoffarth, James D.	1961-62
Hoffer, Stephen J.	1954
Hoffman, Andrew	2002-03-04
Hoffheimer, Al G.	1927
Hoge, Peyton H. III	1934-35
Hogg, Ben	2018
Holladay, Edwin W.	1907-08-09-10
Holland, Howard A.	1923-24-25
Holland, Kara (Mgr.)	2002-03-04
Holland, Nathaniel L.	1926
Hollier, Darnell L.	1999



THOMAS JONES

Thomas Jones led the ACC in rushing in 1998 and 1999 and finished his career as UVA's all-time leading rusher with 3998 yards.

Holmes, Larry M.	1990-91-93
Holoman, Bryan K.	1978-79-80-81
Holz, John W.	1944-45
Honaker, Samuel W.	1906-07-08-10
Hopkins, Charlie	2015
Hoppe, W. Joseph	1966-67-68
Horn, James E.	1986
Horne, Raynard J.	2008-09-10
Horsley, Shelton, III	1945
Hoskey, DreQuan	2011-12-13-14
Hottowe, J. Daniel	1975-78
Houston, Augustus W., Jr.	1902
Howell, Jimmy	2008-09-10-11
Hoxton, Archibald R.	1895-96
Hrica, Leonard	1962-63-65
Hubbard, Garland Reid	1923
Huddleston, James W.	1982-83-85
Hudson, Grant	1976-77-78-79
Huffman, Edward B. Jr.	1978
Hughes, Connor	2002-03-04-05
Hull, George F.	1903
Hummel, William T.	1979-80
Hunt, Robert W.	1996-97-98
Hunter, Reuben (Mgr.)	2004-05-06
Hunton, Richard O.	1959
Hurt, Robert H.	1942
Hurst, Harry H.	1981-82
Hushion, John B.	1925-26-27
Husted, Michael J.	1989-90-91-92
Hutter, Quintus	1925-26-27
Hylton, Vivian	1958
Hyson, James C.	1979-80-81-82


I

Inderlied, Mark	1987-88
Inman, Dontrelle J.	2007-08-09-10
Isabelle, Yubrenal T. (Capt.)	1998-99-00
Isaiah, Brandon	2002-03-04
Izlar, Paul R. P.	1977



J

- Jackson, Alan K. 1974-75
- Jackson, B. Lowndes 1895
- Jackson, Jamaal K. 2005-06-07
- Jackson, Rashawn L. 2006-07-08-09
- Jackson, Ryan 1984-85-86-87
- Jackson, Yusef D. 1989-90-91
- James, Philip Randolph 1943
- Jamison, Robert Scott 1945
- Jana, Terrell 2017-18**
- Jarrett, Drew 2009-12
- Jarvis, Brandon 2009
- Jarvis, Carroll 1964-65-66
- Jarvis, Michael J. 1966-67
- Jefferson, Salvatore E. "Butch" 2001
- Jeffers, Patrick C. 1992-93-94-95
- Jeffries, Greg L. 1989-90-91-92
- Jenkins, Charles R. 1954-55-56
- Jenkins, Derek A. 1981-82-83
- Jenkins, Joseph 1973-74-75-76
- Jenkins, Nick (Capt.) 2008-09-10-11
- Jennings, Darius 2011-12-13-14
- Jett, Shelby M., Jr. 1911-12-13
- Johns, Edward A. (Mgr.) 1992-93
- Johns, Matt 2013-14-15-16
- Johnson, Cameron 2008-09-10-11
- Johnson, Christafer 2004
- Johnson, Clyde 1944
- Johnson, Edward H. (Capt.) 1904-05-06
- Johnson, Henry C. 1980-81-82
- Johnson, Ira Branch (Capt.) 1902-03-04
- Johnson, James W. 2000



RYAN KUEHL

Ryan Kuehl was a three-year starter at defensive tackle from 1992-94 and finished his career with 148 tackles and 11 quarterback sacks.

- Johnson, Keon 2013-14-15-16
- Johnson, Michael K. 2002-04-05-06
- Johnson, Moulton K. (Mgr.) 1893-94
- Johnson, Richard W. 1948-49-50
- Johnson, Sean 2004
- Johnson, Thomas G. (Capt.) 1932-33-34
- Johnson, Thomas N. P., Jr. 1939
- Johnson, Timothy M. 1998
- Jones, A.C. 1891-92-93-94-95
- Jones, Alfred 1907
- Jones, Breton 1958-59
- Jones, Melvin "Skeet" (Capt.) 1992-93-94-95
- Jones, Doug 1972-73-74
- Jones, Fred 1965-66
- Jones, Grover C., Jr. 1946-47-48
- Jones, J. P. 1910-11
- Jones, Jermese 1998-00-01
- Jones, Kendall T. (Mgr.) 1985-86
- Jones, LaShawn D. 1997
- Jones, Perry (Capt.) 2009-10-11-12
- Jones, R. Walter, III 1939
- Jones, Thomas Q. (Capt.) 1996-97-98-99
- Jones, VanDyke 1946-47-49
- Jordan, Henry W. (Capt.) 1954-55-56
- Jordan, Jean T. (Mgr.) 1991-92-93-94
- Joseph, Dominique 2009-10-11
- Judd, Steve (Mgr.) 1971

K

- Kamford, Jan 1959-60-61
- Kaminer, Glen A. 1927-28-29
- Kane, Raymond J. 1994
- Kanner, Landon (Mgr.) 2002-03
- Kanto, William Jr. 1959-60-61
- Karczewski, Doug L. (Capt.) 1994-1996-97
- Karelis, Andreas 1996-97
- Karl, Sean 2014-15
- Karriker, Steven W. 1982-83-85
- Kasonick, Bob 1970-71
- Keeler, Matthew C. (Mgr.) 1996
- Kegler, John Scott 1936
- Kehoe, Joseph G. 1960-61
- Keiningham, Charles L. 1990-91-92
- Keith, Dustin M. 1999-00
- Kellam, Reed 2017-18**
- Kelly, Charles 1979
- Kelly, Martha (Mgr.) 2005-06
- Kelly, Michael E. 1995-96
- Kelly, Robert E. 1969
- Kelly, Tavares 2018**
- Kemp, Stanley 1964-66-67
- Kennard, James C. 1945
- Kennedy, Tom (Capt.) 1970-71-72
- Kenney, John M. 1975
- Kern, Ernest J. 1949-50-51
- Kerney, Patrick M. 1995-96-97-98
- Kerr, Brittany (Mgr.) 2008
- Kessler, Frank 1958
- Keto, Kevin 1975-78
- Kettunen, Bill 1970-71
- Keys, Raymond 1972-73-76
- Keys, Raymond II. 2009-10-11
- Keys, William F. 1985-86-88-89
- Keyser, Jim 1955-56-57
- Khokhar, Zain 2018
- Kier, PK 2017-18**
- Kihm, Ed 1968-69-70
- Kilfeather, Brendan J. 1991-92-93-94
- Kilgannon, Thomas O. (Capt.) 1982-83-84
- Killian, Paul J. 1990-91-92-93
- Kimball, Micah T. 2001-02
- Kimball, Robert S., Jr. 1929-30
- King, Andrew 2017
- King, William T., Jr. 1950-51-52
- Kingsolving, Arthur B. 1916
- Kirby, Charles E. 1994-95-96-97
- Kirby, Terry G. (Capt.) 1989-90-91-92
- Kirkeide, Kyle R. 1993
- Kirkland, Joseph T. 1944-45-46-47
- Kirtley, Todd M. (Capt.) 1979-80-81
- Kirven, John 2017
- Kiser, Micah (Capt.) 2014-15-16-17
- Kitchen, Brian L. 1971
- Kite, Christopher M. 1987
- Kite, George L. 1904-05
- Klingensmith, Paul S. 1965-66-67
- Kneeland, Ralph 1955-56-57
- Knoebel, Tim (Mgr.) 1999-00-01
- Knott, Kristin J. (Mgr.) 2001-02
- Knowles, Charles S. 1954
- Knowles, James E. 1952-53-54
- Knutson, Ben 2017
- Kobyra, Keith M. 2001
- Koch, W. Cary 2007-08
- Koehler, Henry 1959
- Kohler, Peter O. 1958
- Kollock, William G. 1907
- Konstant, Anthony N. 2007
- Kopsidas, Vivi (Mgr.) 1982-83-84
- Kort, Ronald J. 1978-79-80
- Kotulak, Rick 1967-68-69
- Koutris, Nicholas 2013
- Kovack, Donald L. 1954-55-56
- Kowalkowski, Robert (Capt.) 1963-64-65
- Krebs, Tom 1963-64
- Krebs, W. Van 1966
- Kreich, Edward 1941-42
- Krichbaum, Mark E. 1991-92-93-94
- Krupp, Bert W. 1979-80-81
- Kuczynski, Dennis 1973-74-75-76
- Kuehl, Ryan P. 1991-92-93-94
- Kuhn, Carl R., Jr. (Capt.) 1960-61-62
- Kuldel, Clarence E. 1943
- Kulp, Walter P. 1990
- Kuyk, Kirk A. 1919
- Kuyk, F. Goodwyn 1919


L

- Lacey, Jim 1969-70-71
- Lacika, Mike 1972-73
- Laffey, Thomas V., Jr. (Mgr.) 1934
- Lageman, Jeffrey D. (Capt.) 1986-87-88
- Lageman, Scott A. 1982-83-84-85
- Lahnstein, Katherine R. (Mgr.) 1995-96

- Laird, Edmond G. 1924-25-26
- Lakin, Erwin J. 1941-42
- Lambert, Albert 1895
- Lambert, Greyson (Capt.) 2013-14
- LaMontagne, Noel (Capt.) 1997-98-99
- LANAHAN, Billy 1972-74
- Land, J. Stanley 1971-72-73
- Landes, W.B. 1911-12-13
- Lane, Brendan 2010
- LaNeve, Mark R. 1977-78-79-80
- Lang, Oscar, Jr. 1895
- Lang, William F. 1960-61-62
- Lange, Parker M. 1998-00
- Lankford, Burnley 1899-1901
- Lankford, Menalcus 1904
- Lansman, Howard 1943
- Latimore, Darius 2015
- Launi, Charles A. 1944
- Lauzon, Jermaine L. 1999
- Lawe, Stephen 2013-14
- Lawrence, Kristina (Mgr.) 2005-06
- Lawson, Joshua G. 1998-99-00-01
- Lawson, Larson C. 1955
- Lawyer, Nicholas C. 1955
- League, Bill 1970-71
- Leigh, Stanley E. 1993
- Lee, Darius 2013-14
- Lee, Keith A. (Capt.) 1978-79-80-81
- Lemos, Caio (Mgr.) 2006-07
- Leonard, Riverson S. 1988-89
- Leonard, William J. 1947-48
- Leone, Robert F. 1982
- Lesane, James E. 1949-50-51
- Lestyk, Randy 1969-70
- Levrone, Andre 2014-16-17
- Lewis, Charles L. 1922
- Lewis, Howard V. 1981-82-83
- Lewis, J. Tyrone (Capt.) 1988-89-90-91
- Lewis, Kevin E. 1978
- Lewis, Shawn A. 1982-83-84-85
- Lewris, Tyler 2014
- Levy, Albert 1928-29
- Leys, John Wesley (Capt.) 1933-34-35
- Lile, John C. (Mgr.) 1912
- Lilley, Christian E. 1978-79
- Lineburg, Wayne E. 1995
- Lindley, Eric M. (Mgr.) 1993-94-95
- Link, Matthew W. 1996-97
- Linkenauer, Jim 1976
- Linn, John P. 1960-61
- Lipscomb, Andrew H. (Mgr.) 1993-94-95
- Lipsey, M. Jordan 2006-07
- Lloyd, John E. 1898-99-1900
- Locklin, Tom D. 1994-95-96
- Lockwood, Paul 1965-66-67
- Lockwood, William T. 1966-68-69
- Logan, David (Mgr.) 1957
- Lohrey, Patrick 1974-75
- London, Paul J. 1992-93-94-95
- Long, Christopher H. (Capt.) 2004-05-06-07
- Longey, Charles 1964
- Lopez, Carlos L. 1981
- Loth, John E. 1925
- Lowe, Leslie (Mgr.) 1985-86-87-88
- Lucas, B. 1889
- Luck, Robert 2003
- Luderman, John C. 1980-81
- Luke, William C. (Capt.) 1926-27-28
- Lum, Thomas C. (Mgr.) 1994
- Lundy, Wali (Capt.) 2002-03-04-05
- Luzar, Christopher M. 1998-99-00-01
- Luzar, W. Kase 2000-01-02-03
- Lyle, Keith A. (Capt.) 1990-91-92-93
- Lyles, Lester E. (Capt.) 1981-83-84
- Lyles, Nathan J. 2004-05-06-07

M

- MacConnell, John 1972
- MacDonald, Alexander (Mgr.) 1910
- MacGregor, Malcolm (Capt.) 1965-66-67
- Mack, Jordan 2016-17-18**
- Mack, Kameron 2011
- Mack, Kirby J. 1997
- Mack, Tory 2009-10
- Mackall, Charles M. (Capt.) 1924-25-26
- Mackay, Andrew 2015
- Maddux, H. Cabell 1906
- Maddux, H. Cabell, Jr. 1936-37-38
- Maghamez, John 2011
- Mahanes, Ryan J. (Mgr.) 2000-01-02
- Maiden, William M. 1912-13
- Majkowski, Don 1984-85-86
- Male, Evan J. 1935-36-37
- Mallory, Albert H. 1899
- Mallory, Richard K. 1977
- Mams, Carl, Jr. (Mgr.) 1971-72
- Martin, Myron C. 1989-90



LESTER LYLES


A three-year letterman at safety, Lester Lyles was a senior tri-captain on UVA's Peach Bowl championship team in 1984.

- Manca, Maurizio 1986
- Manka, Simon A., Jr. 2006
- Manly, Theodore A., Jr. 1980
- Mann, Raymond A. 2000-01-02-03
- Maphis, Samuel, Jr. (Capt.) 1921-22-23-24
- Marchibroda, Theodore J., Jr. 1977-78-79
- Marcus, Walter F., III 1977
- Marie, James 1948
- Mark, Joseph, J.C., Jr. 1977-78
- Markey, Justin 2004
- Marko, William F., Jr. 1961
- Markos, Lance M. (Mgr.) 1993
- Marlow, John (Capt.) 1959-60
- Marrs, David 2013-14
- Marshall, Brendan 2016
- Marshall, C. Taylor 1949-50
- Marshall, John Ashby 1941
- Marshall, James M. 1890
- Marshall, R. E. Lee (Mgr.) 1892
- Martig, Louis (Capt.) 1958-59-61
- Martin, Harry S. (Capt.) 1933-35-36
- Martin, Kareem A. 1992
- Martin, W. 1889
- Martin, William A. 1896-98
- Martinez, Cristina (Mgr.) 2006
- Massey, Melvin 2003-04
- Massie, Henry 1962-63
- Massie, Joseph A. 1892-93
- Mason, Tavon E. 1999-00-01
- Mason, William N. 1962-63
- Matheson, Scott W. 1982-83-84-85
- Mathias, David (Mgr.) 1983-84-85
- Mathis, Jeremiah 2011-12
- Matteo, Jackson (Capt.) 2013-14-15-16
- Mattes, Ronald A. 1981-82-83-84
- Mattioli, Keith 1986-87
- Mattox, Vincent 1975-76-79
- Mausteller, Myron B. 1948-49
- Maverick, William H. (Mgr.) 1927
- Maxwell, William L. 1971-72-73
- May, Joseph W. 1953-54
- Maybank, Dave (Mgr.) 1951
- Mayer, Eugene N. (Capt.) 1912-13-14-15
- Mayfield, Antonio L. 1999
- Mays, M. Rutherford, III 1979-80
- McCabe, Kevin R. 2006
- McCall, Sean P. 1978-79-80-82
- McCarrick, Thomas E. 1952
- McCartin, Connor 2010-12
- McCartin, Kyle 2010-11-12
- McCartin, Thomas P. 1936
- McCary, Joseph E. (Capt.) 1944-47-48
- McClagherty, Harry (Capt.) 1937-38-39-40
- McClellan, Greg L. (Capt.) 1990-91-92-93
- McClure, Alan A. 1979
- McConnell, Felton 1920
- McCoy, Thomas A. 1922-23
- McDaniel, Charles W. (Capt.) 1982-83-84-85
- McDaniel, Gregory (Capt.) 1975-76
- McDonald, Alexander (Mgr.) 1911
- McDonald, Geoffrey B. 1985
- McDonald, Jack 2014-15-16-17
- McDonald, John P. 1943
- McDonald, Mikey 2018
- McElroy B. (Mgr.) 1953
- McFalls, Patrick 1963-64
- McFarland, Ric 1970-71
- McGee, Jake 2011-12-13
- McGill, C. P. 1899
- McGonnigal, J. Bruce 1987-88-89-90

VIRGINIA


2019 UVA FOOTBALL

McGovern, Terry	1972
McGowan, William B.	1919
McGrail, Bob	1970-71
McGrail, Michael (Mgr.)	2004-05-06
McGrath, Elexis W.	1935
McGraw, Tom	1972-73-74
McGrew, Michael B.	2001-02-04
McGugan, Michael A.	1971-72
McInerney, Jake	1989-90
McIntyre, William T.	1930
McKay, Robert W.	1916
McKeag, Robert	1974
McKeever, Bernard F.	2007
McKenzie, Ray D.	1996
McKillian, Daniel B.	1978-79-80
McKinney, Daniel (Mgr.)	2008
McKiver, Samuel A.	1994-95-96
McLaughlin, Lee M. (Capt.)	1938-39-40
McLaughlin, Tucker M.	1954-55-56
McLeod, Rodney (Capt.)	2008-09-10-11
McMahon, Christopher C.	1982-83-84
McMeans, Keith	1987-88-89-90
McMerns, E. (Mgr.)	1913
McMullen, Billy (Capt.)	1999-00-01-02
McNeal, Andre C.	1995-96
McShane, James	1957-58
McSweeney, Patrick	1963
McWeeny, Colin T.	1999-00
McWilliams, Dave	1967
McWilliams, Myron	1961-62-63
Meacham, Franklyn A. (Capt.)	1888
Meade, Kendall L.	1994
Meade, Robert	1973-74-75
Meador, John P.	1944
Meadows, Owen C., Jr.	1940-50-54
Medley, Darrell S.	1993-94-95-96
Mehalick, Joseph (Capt.)	1951-52-53
Meighen, James	1964-65
Meija, A.J.	2017
Mendez-Zfass, Zachary	2009
Menik, Ronald P.	1956
Menzer, Edward H.	1959-60-61
Merica, W. Chad (Mgr.)	2005-06-07
Merrick, Nicholas A.	1981-82-83-84
Merritt, L. Kent	1971-72-73
Merritt, Richard H. (Mgr.)	1924
Mercogliano, Jennifer A. (Mgr.)	1992
Mextorf, Kenneth R.	1980
Meyer, Russell H.	1975-76
Michaels, Kevin	1970-71-72
Michels, Richard	1944-47-48-49
Michie, Addenell H. (Capt.)	1919-20-21
Middleton, James E.	1939
Mifflin, Edward L., III	1945
Mihalik, Matt	2009-11-12
Mihota, Anthony	2010-11
Mikeska, Matthew J.	1990-91-92-93
Miles, Connor	2010
Miles, Frederick B.	1981-82
Miles-Redmond, Andre	2015-16
Milien, Max	2010-11
Miles, Kenneth O.	1989-90-91-92
Millard, J. Kelly	1973
Miller, David S.	1966
Miller, G. Brown	1888-89
Miller, E. Heath (Capt.)	2002-03-04
Miller, James H.	1945
Miller, Llewellyn (Mgr.)	1926
Miller, Mark H.	2002-03-04-05
Miller, Robert	1949-50-51



CHUCK MOOSER
Chuck Mooser lettered at flanker from 1968-70. He was also an excellent return man who led the team in punt returns in 1968 and '69.

Milliken, Charles	1892
Milne, Alan R.	1946-47-48
Minahan, Moe (Mgr.)	1972-73
Minear, Chris	1986-87
Mines, Fontel A.	2003-04-05-06
Mines, Stuart	1984-85-86
Minnifield, Chase O.	2008-09-10-11



RANDY NEAL
Randy Neal lettered from 1991-94 and served as a captain for the Cavaliers.

Minor, Philip Lee	1943
Minter, Albert	1950-51
Minton, Julius A., III	1968-69-70
Mirman, William S.	1939-40-41
Mizzell, Taquan	2013-14-15-16
Modlin, Charles	1952-53-54
Moeller, Trey	2002
Molinari, Larry	1963-64-65
Moncure, Eustace C.	1936
Mongomer, Colin T.	1934
Monk, Brian M. (Mgr.)	1992
Montanez, Javier	1984-85
Montelus, John	2017
Montgomery, Eric (Mgr.)	2006-07-08
Montgomery, George W., Jr.	1900
Montgomery, Scott	1967
Monroe, Eugene C.	2006-07-08
Moomaw, D. Clovis	1909
Moon, Tim	1976-77-78-79
Moon, Tracy, Jr.	1975-76-78
Mooney, Caitlin (Mgr.)	2006
Mooney, Michael	2013-14-15-16
Moore, Alexander W.	1896
Moore, Baxter S.	1901
Moore, Chris	2016-17
Moore, Claude	1914-15
Moore, G. W.	1898
Moore, Herman J.	1988-89-90
Moore, Keenan	1976-77
Moore, Kwontie	2012-14-15
Moore, Mike	2012-13-14-15
Moore, Shawn (Capt.)	1987-88-89-90
Mooser, Charles E.	1968-69-70
Moran, Henry A.	1960-61-62
Morgan, James	1965-66
Morgan, Kevin A.	1985-86-87-88
Morley, Ronald	1973
Morris, Benjamin	1895
Morris, Francis S.	1974-75-76
Morris, Jerome D.	1974-75-76-77
Morris, Tim	1986-87-88-89
Morrison, James (Capt.)	1896-1897
Morrison, Wayne	1979-80-81-82
Morrow, Jeff	1976-77-78-79
Morse, Mason H.	1938-39-40
Morse, Steven B.	1981-82-83-84
Moses, Morgan	2010-11-12-13
Morton, Kenneth Roe	1933-34
Moschel, Frederick (Capt.)	1968-69
Moser, Carl H., III	1957
Mosley, Corey A.	2008-09-10-11
Moss, Rodger	1987
Moss, Steven	2017
Moss, Timothy L.	1989-90
Motley, Hunter C. (Capt.)	1928-29-30
Mott, Charles J.	1947-48-50
Moye, Juwan	2016-17
Moyer, Fred M.	1952-53-54
Mudd, Robert H.	1894
Muha, Jon A.	1983-84-85
Mullins, Gerard (Capt.)	1971-72-73
Mullins, Michael D.	2000-01-02
Mundy, Aaron A.	1990-91-92-93

Munger, Eugene, Jr.	1933
Munhall, Herbert N., Jr.	1941-42
Muntz, John R.	1981-83-84
Murden, Craig S.	1986-87
Murden, Raymond L.	1939-40
Murphy, M.H.	1909-10
Murphy, Matthew, H.	1908-09
Murphy, Terrence T.	1904-05
Murray, Jack F.	1941-42
Murray, Albert Quentin (Capt.)	1978-79-80
Musselman, Brian S. (Capt.)	1978-79-80
Myers, Douglas G.	1930-31
Myers, Francis H. (Mgr.)	1968
Myers, Joseph G.	1949-50
Myers, Robert B.	1906-07
Myers, Richard	1962-63-64

N

Nagy, Kent (Mgr.)	1998-99-00-01
Nagy, Louis K. (Mgr.)	1995-96-97-98
Nalle, Brodie C., Jr.	1897-99-1900
Naponick, John	1965-66-67
Neal, Randy P. (Capt.)	1991-92-93-94
Neely, Robert L.	1992-93-94-95
Neely, Sidney M. (Capt.)	1889
Neff, George F.	1942-46-47
Neff, John H. (Capt.)	1906-07-08
Neff, John H., Jr.	1940-41
Neidbala, Joseph	1953-54
Neilson, Timothy (Mgr.)	1986-87-88
Nelson, Bill (trainer)	1976-79
Nelson, Brenton	2017-18
Nelson, H.	1891
Nelson, Ryan	2018
Nelson, Stephen M.	1975
Nemeyer, Michael J.	1980
Nesbit, Harrison	1947-48-49-50
Nestuedter, LeRoy W.	1939-40-46
Newby, Shernard C.	1999-00-01-02
Newell, Joseph (Mgr.)	1951
Newhall, Mike (Capt.)	1976-77-78-79
Newman, Campbell	1919-20
Newmyer, Armand	1943
Newsome, Kenneth R.	1977-78-79-80
Nicholson, Demetrious	2011-12-13-15
Niklason, Don D.	1940-41-42
Nisi, John T. (Mgr.)	1995
Nistad, Peter J.	1936-37-38
Nixon, Mario	2015
Norfleet, Paul J.	1899
Norfleet, Stan	2002
Norton, E. Hope	1892
Norton, Jim	1963-64
Nowocin, Joshua M.	1995


O

Obasi, Ugo	2018
Ober, Delancey R.	1937
O'Connor, Timothy P.	1986-87-88-89
Oden, Brian	2010-11
Odenheimer, Freyhan	1929
Odom, Frank	1943
Oehmig, Daniel W.	1941
Ogletree, Kevin	2006-08
O'Grince, Sylvester H.	1938-39-40
Olanrewaju, Sadiq	2013-14
Old, William W., Jr. (Mgr.)	1895
Olderman, Robert B. (Capt.)	1982-83-84
Olsen, Christian (Capt.)	2004-06
Omohundro, Buddy	1989-90-91
Oppleman, Isadore P.	1920-21
Orrick, Norwood	1930
Osisek, Stephen F.	1948-49-50
Oутten, Harold	1955-56-57
Owen, Bryan F.	1995-96-97
Owens, Gregory R.	2000
Ozdowski, Mike (Capt.)	1973-74-75-76

P

Paczkowski, Robert M.	1966-67-68
Page, Bobby (Mgr.)	1952
Page, Boyd	1967-68-69
Page, R. P., Jr. (Mgr.)	1889
Palmer, George C., II	1939-40-41
Palmer, Martin	1944
Palmore, Edward "Bo" (Mgr.)	2006-07-08
Palumbo, Joseph C. (Capt.)	1949-50-51
Pankey, Hugh B.	1910
Papit, John (Capt.)	1947-48-49-50
Parcells, Douglas	1973-74-75
Parham, Kayode B. "Kai"	2003-04-05
Parker, Donald (Capt.)	1964-65-66
Parker, Michael B.	2007-08-10
Parks, Kevin (Capt.)	2011-12-13-14
Parlow, Milton A.	1941-42-45

Parr, Zane	2009-10
Parrish, Robert L. (Mgr.)	1898
Parrish, William J.	1919
Parrish, William J.	1944-45-46
Parsons, W. Keith (Mgr.)	1996-97
Parziale, Benjamin A.	2006
Pasztor, Austin W.	2008-09-10-11
Pate, Bobby	1950-51-52
Patton, Tom	1967-68-69
Paul, Gladimir	2018
Paul, John	1904
Paxton, William W.	1928-29
Payne, Keith J.	2007-10
Peace, Chris (Capt.)	2015-16-17-18
Peacock, Jamari	2017-18
Pearce, Horace	1943
Pearce, Stanley D.	1897-98
Pearman, Alvin	2001-02-03-04
Pearson, James R., Jr.	1989-90
Peerman, Cedric E. (Capt.)	2005-06-07-08
Peete, Rickie	1990-91
Pendleton, Samuel T.	1926-27
Pennel, Billy M.	1946-47
Penton, John A. (Capt.)	1891-92
Percy, Leroy D. (Mgr.)	1990
Perkins, Bryce	2018
Perkins, Rayotis	1984-85-86
Perry, Bruce H.	1962-63
Perry, Vergil E.	1945
Pertile, Brandon	2017
Petrilli, Benjamin A.	1954
Petite, Maggie (Mgr.)	1983-84-85-86
Pettine, Michael M.	1986-87
Petty, Howard C., Jr.	1983-84-85
Peyton, Charles G.	1926
Peyton, John Lewis	1929
Pfabe, Samuel J. (Capt.)	1974-75-76-77
Phelan, Stephen S., Jr.	1994-95-96-97
Phelps, Brandon	2011-12-13-14
Phelps, Gary A.	1982-83
Phillips, John	2004-05-06
Phillips, John "Colter"	2009-10-11-12
Phillips, John M. (Capt.)	2005-06-07-08



ALVIN PEARMAN
Alvin Pearman lettered from 2001-04. Pearman's 223 rushing yards versus Duke in 2004 was the second most in UVA history.

Phillips, Levit L. (Mgr.)	1914
Phillips, Theodore	1925-26
Phipp, Paul	1951-52-53-54
Pickett, John	2011
Pickett, William V.	1945
Pierce, Kurt	1978-79-80
Piker, Edward P., Jr.	1974
Pillon, Charles G.	1942
Pincavage, John (Capt.)	1963-64-65
Pinder, John B.	1930-32
Pinigis, Edwin J., III	2005
Pinkerton, Bledsoe C.	1926-27-28
Pittman, Malcolm J.	1981-82-83-85
Plank, Park S.	1961
Poates, Kenneth	1964-65-66
Poake, Robert	1953-54-55
Poindexter, Anthony (Capt.)	1995-96-97-98
Polfelt, Erik A. B.	1979-80-81
Pollard, John B.	1902-03-04
Polzer, Fred	1955-56-57
Polzer, John (Capt.)	1953-54-55
Pomper, Brian	2012
Pond, John	2014-15
Ponder, Johnny L.	1997-98
Pope, Micaiah	1893-94
Pope, Monsanto (Capt.)	1998-99-00-01
Popeck, Anthony	1965-66



Popowski, Daniel H. 1981
 Porter, Doug 1984
 Poss, Charles E. 1930-31-32
 Porter, Jeffrey H. (Mgr.) 1992-93-94
 Potter, Robert (Capt.) 1951-52-53
 Potter, Steve (Capt.) 1976-77-78-79
 Potts, Allen 1888
 Powell, Gregory W. 1992-93-95
 Powers, Jack 2016
 Powers, Stewart 1973-74-75-76
 Preston, Charles E. 1995
 Preston, Robert S., Jr. 1938-39
 Preston, William R. 1940-41
 Price, Lawson C. 1893-94
 Pritchard, Karl C. 1902
 Pritchard, Leonard G. 1988
 Probst, Mark 1965
 Proctor, RJ 2016-17-18
 Pruner, James F. 1974-75
 Prusmack, Robert 1963-64-65
 Pugh, James C. 1952-53-54
 Purvis, Claude E. 1933


Q

Quarles, Willard 1933-34
 Quayle, Frank J. 1966-67-68
 Quigley, Matthew J. 1988-89-90-91
 Quillen, Ray 1951-52-53-54
 Quinn, Timothy J. 1974-75-77
 Quiroga, Michelle (Mgr.) 2007-08

R

Rainey, Kelvin 2013-14-15-16
 Rainey, John 1972-73
 Rainer, Jami'h R. 1996-97-98
 Rainer, Wali R. 1995-96-97-98
 Raines, Troy C. 1993
 Raley, Jeremy J. 1993-94-95-96
 Ralston, Jim 1967
 Ramsburg, Jess. 1893-94
 Ramsey, K. Wagner 1974-75-76
 Ramsey, Richard H. 2000
 Randle, Ulmo (Sonny) 1956-57-58
 Randolph, Angus C. 1907
 Randolph, Oscar 1903-05-06
 Randolph, Richard D. 1913
 Randolph, Robert 2009-10-11
 Raney, George Pettus, II 1924
 Rannigan, Bob (Capt.) 1967-68-69
 Rathburn, Kenneth C. 1939
 Ray, J. V. (Capt.) 1913-19
 Rayder, Shawn M. 1979-82
 Raymond, Christopher 1974
 Rea, William J. 1942
 Reardon, John W. 1942
 Reaves, Darryl A. 1981-82
 Redd, Vincent A., II 2004-05
 Redmond, James S. 1989
Redmond, Jordan 2018
 Redus, James B. 1911-12-13
Reed, Joe 2016-17-18
 Reid, Albert 2015-16
 Reid, Daniel L. 1993
 Reid, James J. 1990-91-92-93
 Reid, Paul (Capt.) 1968-69-70
 Reid, Thomas N. 1888
Reinkensmeyer, Dillon 2017-18
 Reiss, Crutcher E. 2008
 Reiss, Lewis G. (Capt.) 1930-31-32
 Renfrow, Justin 2012
 Rennolds, John (Mgr.) 1948
 Reutlinger, Albert F. 1936-37
 Reve, Paul 1966-67-68
 Revis, Stuart H. 1944
 Reynolds, Donald D. (Capt.) 1988-89-90-91
 Reynolds, E. Allen 1956-58
 Reynolds, Ed R. 1979-80-81-82
 Reynolds, James M. 1924-25
 Reynolds, LaRoy (Capt.) 2009-10-11-12
 Rhett, Leigh C. 1942
 Rhodes, Adam 2004
 Rhodes, C.E. 1994-95
 Riccardi, Richard G. (Capt.) 1980-82-83
 Rice, Antonio J. (Capt.) 1982-83-84-86
 Riccio, Kevin M. 1980-81-82
 Rice, Maynard 1958
 Richards, William H. 1968
 Richardson, Clifton 2011
 Richmond, Robert (Mgr.) 1997-98-99
 Riddlebarger, Robert P. 1990-91-92
 Ridgely, Nick 1964
 Riggan, Horace 1953
 Rinehart, Jack (Capt.) 1919-20-21
 Ripley, Troy A. 1983
 Ritchie, Robert 1950
 Rivers, David P. 1999

Rivers, Mark 1984
 Roach, Melvin 1951-52
 Robbins, Bruce 1964
 Robb, Davon J. 2006
 Roberson, Deron K. (Mgr.) 1985-86-87-88
 Roberson, James O. 1956-58
 Roberson, Rashad X. 2000-01
 Roberts, John Allen 1996-97
 Roberts, John B. 2007
 Roberts, R. Ray (Capt.) 1988-89-90-91
 Roberts, Rufus G.J. 1943-44-46
 Robertson, Eddie J. 1994-95
 Robertson, Kathy L. (Mgr.) 1980
 Robertson, Merrill, Jr. 1999-00-01-02
 Robertson, Michael K. 2006
 Robertson, S. (Mgr.) 1906



Ray Roberts combined exceptional athletic talent with intimidating size and strength to anchor the offensive line from 1988-91.


Robinson, James B. (Mgr.) 1989-90-91
 Robinson, Jason H. 1995
 Robinson, N. Kwakou 2002-03-04-05
 Rocco, Michael 2011-12
 Rodgers, Eugene A. 1990-91
 Rodgers, Kevin (Mgr.) 1975-76
 Rogers, E. Paul 1966-67-68
 Rogol, James (Mgr.) 2005
 Rohr, Leo H. (Mgr.) 2000
 Rohrbough, Edward G. 1931
 Romano, Carlo 1948
 Romero, Daquan 2011-12-13-14
 Rose, Daniel 1953
 Roseborough, Joseph A. 1975-77-78
 Rotella, Frank A. 1996-97
 Roth, George R. 1945
 Rothar, Philip E. 1938-39
 Roumel, Jonathan (Mgr.) 1997
 Routzahn, Evan R. (Capt.) 1998-99-00-01
 Rowe, Joseph 1993-94-95-96
 Rowley, Eldwood R. 1960-61-62
 Ruff, Klinton "Buddy" 2012
 Ruffin, Craige (Mgr.) 1923
 Rupp, Juddson L. 1986-87
 Rush, Harold 1959
 Russell, Edward P. 1919-20
 Russell, Fred 1958
 Russell, James V. 1916
 Ryals, Trevor 1987-88-89-90
 Ryzcek, Daniel S. (Capt.) 1968-69-70
 Ryzcek, Paul (Capt.) 1971-72-73
 Rzepoluch, Ted C. 1960-61-62

S

Sabornie, Edward J. 1971-72-73
 Sacco, Glenn 1959
 Sackett, Charles 1943
 Sackett, Henry M., Jr. 1930-31-32
 Sadler, Rebekah E. (Mgr.) 1985
 Saft, Gary 1968-69-70
 Sallenger, Abby 1969-70
 Samec, Timothy M. 1989-90-91-92
 Sammis, Gordon R. 2006-07
 Sanders, Darryl B. 1998-00-01
 Sanford, James E. 1986-87-88
 Sanford, Mark P. 1977-79-80-81
 Santi, M. Thomas (capt.) 2004-05-06-07
 Santoro, Ryan 2016
 Sappington, Kenneth 1959
 Sargeant, James E. 1936-37-38
 Saurbeck, John G. 1939-40-41

Satola, R. Brian 1990-91
 Savage, Raymond (Capt.) 1986-87-88-89
 Sawyer, Ryan A. 2000-01-02-03
 Schaub, Matthew R. (Capt.) 2001-02-03
 Schautz, Bill 2011-12
 Schelhorn, Carlton 1952-53-54
 Schie, Steven R. 1966
 Schlegel, Nichols G. 1941
 Schlesinger, Erick M. 1940-41-42
 Schmidt, Aaron M. (Mgr.) 2001-02-03-04
 Schmidt, R. Brennan (Capt.) 2002-03-04-05
 Schmidt, Louis W. 1937
 Schmidt, Pete W. 1967-68-69
 Schrad, Jeffrey S. 2006
 Schrader, Joseph H., Jr. 1992
 Schreker, Paul F. 1969-70
 Schroeder, Eugene W. 1947-48-49-50
 Schubel, Heidi (Mgr.) 2007
 Schuchts, Wayne (Capt.) 1982-83
 Schuett, Drew 1976-77-78
 Schulte, Walter W. 1946-47-48-49
 Schwab, Bernard 1953
 Scott, Dennis 1970-71-72
 Scott, Donald E., Jr. 1998-99
 Scott, Earl "E.J." 2012-13
 Scott, Edwin R. 1986
 Scott, W. Grant 1979-80-81-82
 Scott, John N. 1974
 Scott, John T. (Mgr.) 1994-95
 Scott, Michael 1958
 Scott, Norman 1950
 Scott, R. Taylor 1952
 Scott, Sean (Capt.) 1984-85-86-87
 Scott, Thomas C., Jr. 1950-51-52
 Scott, Walter F. (Mgr.) 1902-03
 Scott, Winfield W. 1945
 Seals, Alexander T. 1999-01-02
 Seals, George W., Jr. 1998-99
 Seaver, Gregory (Mgr.) 2007
 Secules, Scott (Capt.) 1984-85-86-87
 Seecombe, Alfred B. 1933-34
 Seemuller, Donald L. 1966
 Seibels, George G., Jr. 1934-35
 Seiler, Lewis (Mgr.) 1963
 Seiler, Robert D. (Capt.) 1941-42-43
 Selfridge, Andy (Capt.) 1969-70-71
 Sempeles, George 1957
 Serino, Robert M. 1966-67
 Sermonet, Stephen M. 1981-82
 Severin, Canaan (Capt.) 2012-13-14-15
 Sewak, Michael M. 1978-79-80
 Sewell, Jameel A. F. 2006-07-09
 Shackelford, George S., Jr. 1920-21
 Shannon, Jim 1968-69-70
 Sharretts, Edward P., Jr. 1937-38
Sharp, Chris 2016-17-18
 Sharper, H. Jamie 1993-94-95-96
 Shaw, Patrick J. (Mgr.) 1987-88-89-90
 Shaw, Ryan 2011
 Shawley, Steven R. 1971-72-73
 Sheets, Robert E. 1943
 Shelly, P. Gregory 1966-67-68
 Shelton, Duane 1957-58
 Shelton, Ken 1972-73-74
 Shendow, Irwin 1958
 Shepherd, Fred (Capt.) 1958-59
 Shepherd, Khalek 2011-12-13-14
 Sheppard, Dominic 2018
 Sherman, Timothy J. 1993-94-95-96
 Sherwood, Richard (Mgr.) 2006
 Shibley, William A. 1899
 Shields, John M. 2008-09
 Shifflett, Alec 2017
 Shiftlet, Ben (Mgr.) 1997-98-99-00
 Shippy, Carlos R. 1991
 Shirley, Tyler 2014-15
 Shirley, William D. (Mgr.) 1995
 Shivers, Johnny W. 1995-96-97-99
 Shoaf, Ralph W., Jr. 1946-47-48-49
 Shoch, James R., III 1962
 Showalter, Louis R. 1952
 Shuman, Thomas 1963-64
 Shumock, Bryan J. 1977-78-79-80
 Sieg, Terry Y. 1961-62
 Sierck, Alexander M. (Mgr.) 1961
 Sierocinski, Paul 1984-85-86-87
 Silas, E. Phillips 1973
 Silliman, Charles E. 1981
 Silvester, Michael J. 1971
 Similo, Ronald J. 1971
 Simmons, Devon T. 1998-00-01
 Simmons, G. Hall 2008
 Simmons, Jahvoni 2017
 Simmons, Larry J. 2000-01
 Simonds, Frank, Jr. 1978-80
 Simpson, Mikell V. 2007-08-09
 Sims, Dylan 2013-14-15-16
 Sims, Earl, Jr. 1998-00-01

Sims, John 1972-73
 Sims, J.S. 1895
 Sims, Phillip 2012
 Sinclair, William C. 1945-48-49-50
 Sinesky, Alphonse T. 1967-68-69
 Sintim, Clint K. (Capt.) 2005-06-07-08
 Sipe, William H. 1945
 Sippley, Frank P. 1930-32
 Skrobacz, William "Billy" 2012-13
 Slade, Christopher C. (Capt.) 1989-90-91-92
 Slebonick, Patrick S. 2008-09
 Sledd, James 1964-65
 Slivinske, Alex, Jr. 1945
 Sloan, David 1973-74-75-76
 Sloan, John K. (Capt.) 1927-28-29
 Slocum, John K. 1992-93-94-95
 Small, Jason L. 1998-99
 Smeraski, Michael G. 1975
 Smith, B.C. 1912
 Smith, Bryan 2003
 Smith, Carl O. 1991-92-93-94
 Smith, Carl W. 1949-50
 Smith, Darryl Q. 1979-80-82
 Smith, Dave 1970
 Smith, Donnell M. (Capt.) 1935
 Smith, Edward W. (Capt.) 1974-76-77-78
 Smith, Eric 2013-14-15-16
Smith, Heskin 2018
 Smith, Joe 1970-71
 Smith, Kurt 2002-03-04-05
 Smith, L. Tylee (Mgr.) 1990-91-92
 Smith, LaChaston 2015
 Smith, Mark A. (Mgr.) 1980
 Smith, Michael J. 1988-89
 Smith, Ralph E. (Mgr.) 1981
 Smith, Stephen B., Jr. (Mgr.) 1963
 Smith, Timothy Jr. 2009-11-12-13
 Smith, V.H. 1889-90
 Smith, Walter C. 1937-38-39
 Smith, William E., Jr. (Capt.) 1981-82-83
 Sneed, Alvin L., Jr. 1989-90-91-92
 Sneed, Willie Lee 1985
 Snelling, Jason 2002-04-05-06
Snowden, Charles 2017-18
 Snyder, Bryan K. 1990
 Snyder, Jacob (Capt.) 2010-11-12-13
 Snyder, Matthew (Capt.) 2009-10-11
Snyder, Rob 2018
 Somoskoey, Victor H. 1896
 Southern, Anthony L. 1996-97-98-99
 Spady, George W. III "Mickey" 1977-78
 Spaulding, Robert E. 1934
 Sparr, Harold A. (Capt.) 1914-15-16
 Spates, William O. 1902-03
 Spaziani, Joe 2016-17-18
 Speer, Ward H. 1943-44-45
 Spinner, Bryson A. 2000-01
 Sprague, C. 1888
 Spruill, Timothy C. 1998-99-00
 Sroba, Joseph P. 1974-75-76
 Sroba, Stephen J. 1971-72-73
 Stadlin, Kenneth P. 1983-84-85
 Stallings, William D. 1951-52-53
 Stanchak, Jason L. 1991
 Stanley, Charles W. 1946-48-49
 Stanton, Forest Q. 1909-10
 St. Clair, James W. 1930-31-32
 St. Clair, James W. 1954-55-56



Scott Secules led the ACC in passing and guided the Cavaliers to a 22-16 win over BYU in 1987 in his only year as the starting quarterback.

VIRGINIA

2019 UVA FOOTBALL

St. Clair, John B.	1996-97-98-99
Stair, Zachary S.	2006-08
Stalker, C.J.	2016-17-18
Stamenich, Ljubomir D.	1998-99-00-01
Stanley, George A. II.	1999-00-01
Stearns, Christopher L.	1987-88-89-90
Steckmesser, Edward R.	1941-47
Steele, J. Gary (Capt.) ..	1989-90-91-92
Stejbach, Pete J. (Mgr.) ..	1985-86
Stephenson, W.C.	1926-27-28
Sterba, Rick	1970
Stetter, George	1964-65-66
Stettinius, Joe (Mgr.)	1953-54-55
Stevens, Brian K.	1983
Stevens, Henry E.	1931-32
Stevens, Michael M.	1960-62
Steward, John A.	1920
Stidham, Justin (Mgr.) ..	2007-08
Still, Leroy	1971-72
Stillwell, Richard N.	1915
Stocker, Jesse J.	1933
Stone, Bill	1967
Stone, Edgar E.	1891-92
Stone, Luke (Mgr.)	2003-04-05
Stone, Matthew	2004
Strath, Robert J., Jr.	1996
Strenski, John E. (Mgr.) ..	1989-90-91
Strempek, Henry M. (Capt.) ..	1952-53-54
Stuart, William A.	1915
Stuetzer, Thomas S. N.	1942
Stukes, C. Dwayne L.	1996-97-98-99
Stupar, Jonathan D.	2005-06-07
Sturgeon, Gregory	1967
Suhling, William G.	1940-41
Sullivan, Dave	1970-71-72
Sullivan, David M.	1979-80-81-82
Sullivan, Gilbert J.	1945-46
Summersgill, Harry T. (Capt.) ..	1898-99
Sutphin, Wayne S.	1991
Sutt, Michael C.	1968-70
Swan, Russell S.	1982-83-84-85
Swank, John C., Jr.	1938
Swanson, Zachary	2011-12-13-14
Sweeney, David L.	1990-91
Sweeney, Robert M.	1980-81-83-84
Switalski, Richard	1973-74-75-76
Swoboda, Ryan	2018
Sykes, Kenneth (Mgr.)	2008
Symington, William W.	1927-28
Szymanski, Paul	1984

T

Taliaferro, Aaron	2010-11
Tandarich, Diane M. (Mgr.) ..	1987-88-89-90
Tamulonis, Paul G.	1974-75
Tarpley, Brendin (Mgr.)	1991
Tata, Bob	1950-51-52
Taulapapa, Wayne	2018
Taylor, Floyd B.	1946-47-48
Taylor, Dillon W.	1996-97-98
Taylor, Gregory O.	1977-78-79-81
Taylor, George R.	1927-28-29
Taylor, Howard J., III	1982
Taylor, J. Saunders.	1894
Taylor, Joseph	1975
Taylor, Noah	2018
Taylor, R.E. Lee	1899
Taylor, Shannon A.	1996-97-99
Taylor, Walter H. (Mgr.)	1890
Templeton, John L.	1898
Tenuta, Jonathan G.	1978-79-80
Teunis, B. Scott	1956-57
Terrell, Dominique	2011-12-13
Terrell, Matt	2016
Terry, Gregory L.	1995
Terry, Lance D.	1988
Tetlow, Eric	2013
Theiling, James S.	1977-78
Thesmar, Fred H.	1922-23-24
Thomas, Arthur A.	2000-01-02-03
Thomas, Bruce L.	1966
Thomas, Emory	1959-60-61
Thomas, John L. (Capt.)	1946-47-48-49
Thomas, Mason	2012-14-15
Thomas, Phil	1986-87-88-89
Thomas, Richard S. (Capt.) ..	1891-92
Thomas, Thomas N.	1968-69
Thomas, William T. (Capt.) ..	1929-30-31
Thompson, Dylan	2018
Thompson, Jerome	1988
Thompson, Jonathan	2003-04
Thompson, Marshall D. (Mgr.) ..	1989-90
Thompson, William V., III ..	1997-98-99
Thompson, Sean O.	1991-92
Thomson, Douglas K.	1961
Thornbury, Craig A.	1986-87
Thornhill, Juan	2015-16-17-18
Thornton, A. Leslie (Mgr.) ..	1948

Thornton, Eric	2011
Thorpe, T.J.	2015
Thraves, Oscar R.	1909
Thurman, Albert L.	1890
Thurman, Allen G.	1915-16
Thweatt, Byron D. (Capt.) ..	1997-98-99-00
Tilton, John G.	1891
Timperio, Anthony	1973
Tinsley, Wilson	1955
Tippett, R.E.	1915
Todd, David	1937
Todd, Thomas H. (Capt.) ..	1910-11-12
Todd, Turnley (Capt.)	1960-62-63
Toland, Patrick D.	1985-86-87
Toliver, Elton J.	1985-87-88-89
Toliver, Gene O.	1990-91-92
Tomlin, Brian K.	1978-79-81-82
Tomlin, Jeffrey D.	1990-91-92
Tomlin, Terrence L.	1989-90-91-92
Tompkins, Christopher R.	1930-32
Toney, Rob	1989
Torchia, Joseph D.	2007-08-09-10
Torok, Ted (Capt.)	1962-63-64
Towles, Thomas E.	1910
Toye, Vincent R.	1983-84-85
Trainor, Fred	1959-60
Trant, Cameron S. (Mgr.)	1996-97-98-99
Trell, Leonard (Capt.)	1934-35-36
Trent, Ben	2018
Trentham, Hal	1969-70
Troger, Daniel C.	1991
Troup, Bill	1970
Trucilla, James	2016
Tucker, Beverly R., Jr.	1937
Tucker, Floyd	1955
Tucker, Weir M.	1934-35
Tufty, Harold G.	1943
Tureman, Shawn I. (Mgr.) ..	1993
Turnbull, Knox	1936
Turner, Chris	1972
Turner, Curtis	1984-85-86
Turner, Dave	1968-69-70
Turner, Howard R.	1927-28-29
Turner, Joseph L.	1974-75-76-77
Turner, Kevin A.	1982
Turner, Mebane H.	1950-51-52
Turner, Richard	1928-29
Tutwiler, E.M.	1901
Tyler, Delano L.	1986-87
Tyler, H.W.	1926
Tyler, Robert H. (Mgr.)	1990-91
Tysinger, William L., Jr.	1945

U

Uihlein, Henry H.	1942
Uehla, Tony R.	1959-60-61
Urban, Brent	2011-12-13
Urch, Scott E.	1985-86
Urie, Braedon	2017
Urmston, Thomas H.	1927

V

Vale, Donald D.	1974
Valles, Max	2013-14
Van Kuiken, Aaron	2009-11
Vanderbeek, Keith	1984-85
Varner, Harry	1910
Varner, John (Mgr.)	1967
Vaughan, Patrick	1963-64
Vaughan, William W.	1906-07
Verica, Marc C.	2008-09-10
Viar, Thomas L.	1971
Viars, Theodore J.	1955
Vigorito, Thomas J. (Capt.) ..	1977-78-79-80
Voliva, William	1974
Voss, Andrew	1979
Vozenilek, Alec (Capt.)	2012-13-14

W

Wagenknight, William J., Jr.	1916
Wager, Eugene E., Jr.	1931-32
Wahne, Wilfred	2014-15-16
Waidner, Harry F., III	1952
Wakeham, Frank (Mgr.)	1986
Walchack, Ron R.	1975-76
Walcott, Ausar	2009-10-11-12
Waldron, Caroline (Mgr.) ..	1983-84-85
Waldron, James H.	1943
Waldrop, John B.	1939-40
Waldrop, Louis S.	1943
Walker, Bradley	1900-01
Walker, Coleman C.	1923
Walker, Divante	2013-14-15
Walker, James H., III (Capt.) ..	1944-45
Walker, Jeffrey A.	1981-82-83-85
Walker, John	1972-73-74

Walker, Justin	2002
Walker, Knox P.	1914
Walker, Quentin	1979-80-82-83
Walker, Rijo (Capt.)	2010-11-12-13
Wall, Harry	1903
Wallace, Devin	2010
Wallace, Gustavus B.	1896-97
Wallace, Jason K.	1988-89-90
Wallace, John M.	1974-75-76
Wallace, Robert "Cody"	2012-13-14
Wallenger, Bruce (Mgr.)	1966-67
Walp, Paul K.	1922-23-24-25
Walsh, Ferdinand C.	1898
Walsh, William D.	1947-48-49
Walter, F.J.	1912
Walton, Dan G.	1971
Wanner, Donald G.	1942-43
Waples, Joseph B., Jr.	1905
Ward, James C.	1914-15-16
Ward, Jonathan M.	2001
Ward, Samuel C.	1921-22
Ward, William L.	1947
Wardlaw, Michael J.	1992-94
Ware, David L., Jr.	1989-90-91-92
Warren, Christopher C.	1985-86
Warren, Marshall (Mgr.)	1957
Warren, William Rice	1904-05
Warren, W. R.	1914-15
Warthen, Benjamin (Mgr.)	1964
Warthen, Harry (Mgr.)	1960
Washington, Jerrod (Capt.) ..	1990-91-92-93
Washington, Marcus A.	1990-91
Washington, Patrick (Capt.) ..	1997-98-99-00
Wass, John (Mgr.)	2002-03-04
Waters, H. Dorsey (Capt.) ..	1901-02
Watford, David	2011-13-14
Watkins, T. Frank	1902-03
Way, Charles C. (Capt.) ..	1991-92-93-94
Weaver, James M.	1923-24
Weaver, R. M.	1924-25
Webb, Jim	1976
Weeks, Marquis C.	2001-02-03-04
Weeks, Williams R., II (Capt.) ..	1935-36-37
Weems, Wharton E. (Mgr.)	1911
Weest, Harry B.	1895
Weigand, Ryan P.	2006-07
Weir, Robert C. (Capt.) ..	1947-48-49-50
Wellford, London C.	1907
Wellford, J.H.	1911
Wentz, Wade	1962
West, George F.	1941
Westcott, Thomas Adam	1999
Whalen, Lawrence F.	1929
Whelan, Wayne	1958
Whitaker, J. Waverley	1889
Whitaker, Patrick W.	1957
White, Adam (Mgr.)	2006
White, Bryan C.	2001-02-03-05
White, Charles C.	1916
White, Evans Christopher, III ..	1996
White, Joseph P.	1957
White, James L., Jr.	1913-14-15-16
White, James L., III	1939-40-41
White, Kaylee (Mgr.)	2002-03-04-05
White, T.N., Jr. (Mgr.)	1945
White, Todd H. (Capt.) ..	1993-94-95-96
Whitehead, Gordon B.	1979-81-82
Whitelaw, Landum P.	1949
Whitley, Reece M. (Capt.) ..	1956-57-58
Whitmore, Jeremiah	2012-13-15
Wicks, Jim (Capt.)	1974-75-76
Wiley, Mark E.	1982-83-84
Wilkin, Mathew C.	1933-34-35
Wilkins, Donte (Capt.) ..	2013-14-15-16
Wilkins, Terrence O.	1995-96-97-98
Willcox, Charles	1888
Willett, Kirk A.	1995-96-97
Willett, W. Roscoe, Jr.	1938-39
Willey, Michael V. (Mgr.)	1996-97-98-99
Williams, Alan C.	1975
Williams, Ben (Mgr.)	1998-99-00-01
Williams, Bill (Capt.)	1970-71
Williams, Charles Robert	1901
Williams, Christopher E.	1999-01-02
Williams, Dena	1999
Williams, Deyon (Capt.) ..	2003-04-05-06
Williams, Joe L., Jr.	1994-95-96-97
Williams, Julius D.	1995-96-97
Williams, Lewis C. (Mgr.)	1896
Williams, Michael L.	1989
Williams, Robert	1957-58
Williams, S. Clay	1906-07
Williams, William A. (Mgr.) ..	1915
Williams, Willis E., Jr.	1960-61
Willis, Benjamin C.	1899
Willis, Symmion R.	1993-94
Willits, Jim	1967-68-69
Wills, Davis B. (Mgr.)	1900
Wilson, D.C.	1912-16-17

Wilson, John B.	1889
Wilson, Johnnie L.	1988-89-90
Wilson, Lowndes (Mgr.)	1965
Wilson, Maitland A.	1922-23
Wilson, Marcus	1987-88-89
Wilson, Richard T., III (Mgr.) ..	1962
Wiltsee, Erich W.	1995
Winborne, Jamaine L.	2001-02-03
Windle, Steele B., III	1977
Windle, Tucker	2009-10-11-12
Winget, Jim	1963-64-65
Wingo-Reeves, Connor	2013-14-16
Winokur, Herbert Sr.	1938-39
Winston, James O.	1923
Wise, H.A. II (Mgr.)	1958
Wise, Jennings Cropper	1908-09
Wise, Sandy (Mgr.)	1957
Witt, Samuel Brown	1920-21
Wolf, Craig K.	1982
Womack, Antwoine (Capt.)	1998-00-01
Womack, John T., III	2008-09-10
Wood, Bruce W.	1943-44-46
Wood, Davis J.	1919
Wood, Douglas	1963-64
Wood, Joseph M. (Capt.)	1910-11-12-14
Wood, Larry	1957
Wood, Oscar E., III (Mgr.)	1991-92-93
Wood, Smyth	1959
Woodburn, Cynthia (Mgr.) ..	1986-87-88-89
Woods, Brandon C.	2006-08-09
Woods, Henry M. Jr.	1906
Woods, Matthew R.	1987-88-89
Woods, Reginald D.	1980-81
Woods, Samuel B., Jr. (Mgr.) ..	1907
Woodson, Jared S.	1999-00-01
Woody, Gordon (Mgr.)	1952
Woolfolk, Pichegru	1912-13
Word, Barry D.	1983-84-85
Word, Corwin B.	1978-80-81
Word, Kenneth E.	1980-81-82
Word, Landon	2016
Word, William E., Jr.	1915
Wright, Michelle A. (Mgr.)	1985
Wright, Steven	2016-17
Wright, William M.	1947-48-49
Wykoff, Bernie	1943
Wyncoop, Dave	1967-68-69

Y

Yancey, Kemper W. (Capt.) ..	1907-08-09
Yarbrough, A. Nelson	1956-57
Yarbrough, Zachary	2001-02-03-04
Yavinsky, Marc T.	1991
Yewisiak, Paul	1965-66-67
Yoder, Brent	1985
Young, James M.	1952
Young, William R., Jr.	1953
Young, M. (Mgr.)	1889
Yurechko, Douglas A. (Mgr.) ..	1995-96

Z

Zaccheaus, Olamide (Capt.) ..	2015-16-17-18
Zamperini, Mark E.	1977
Zandier, Zane	2017-18
Zellem, Edward B.	1983
Zellers, Tom	1967
Zensen, Roger	1959
Zidenberg, Joshua S.	2005-06-07
Ziegler, Paul E.	1971
Zimmer, Craig W.	1985-86-88
Zimmer, William L., III	1933-34
Zimmerlink, Geno	1981-83-84-85
Zimmerman, Ric	1966-67-68
Zinn, George	1903
Zmudzin, Anthony (Capt.) ..	1973-74
Zollar, Justin	2018
Zundel, Dwight W.	1920-21