



2019 ACC FOOTBALL

#ACCFootball | @ACCFootball

Sept. 3, 2019

2019 STANDINGS

ATLANTIC DIVISION	ACC Games					Overall					Home	Away	Neut	Streak
	W	L	For	Opp	Pct	W	L	For	Opp	Pct				
Clemson	1	0	52	14	1.000	1	0	52	14	1.000	1-0	0-0	0-0	Won 16
Boston College	1	0	35	28	1.000	1	0	35	28	1.000	1-0	0-0	0-0	Won 1
Wake Forest	0	0	0	0	.000	1	0	38	35	1.000	1-0	0-0	0-0	Won 3
NC State	0	0	0	0	.000	1	0	34	6	1.000	1-0	0-0	0-0	Won 1
Syracuse	0	0	0	0	.000	1	0	24	0	1.000	0-0	1-0	0-0	Won 3
Florida State	0	0	0	0	.000	0	1	31	36	.000	0-1	0-0	0-0	Lost 2
Louisville	0	0	0	0	.000	0	1	17	35	.000	0-1	0-0	0-0	Lost 10
COASTAL DIVISION	ACC Games					Overall					Home	Away	Neut	Streak
	W	L	For	Opp	Pct	W	L	For	Opp	Pct				
Virginia	1	0	30	14	1.000	1	0	30	14	1.000	0-0	1-0	0-0	Won 2
North Carolina	0	0	0	0	.000	1	0	24	20	1.000	0-0	0-0	1-0	Won 1
Virginia Tech	0	1	28	35	.000	0	1	28	35	.000	0-0	0-1	0-0	Lost 2
Miami	0	0	0	0	.000	0	1	20	24	.000	0-0	0-0	0-1	Lost 3
Pitt	0	1	14	30	.000	0	1	14	30	.000	0-1	0-0	0-0	Lost 4
Georgia Tech	0	1	14	52	.000	0	1	14	52	.000	0-0	0-1	0-0	Lost 3
Duke	0	0	0	0	.000	0	1	3	42	.000	0-0	0-0	0-1	Lost 1

2019 WEEK 2 SCHEDULE

Friday, Sept. 6	Time, TV	Sirius	XM	App/Web
William & Mary (1-0) at Virginia (1-0)	8 p.m., ACCN	78	193	955
Series: Virginia leads, 29-6-1; Last meeting: Virginia, 28-10 (2017) ACCN: Anish Shroff, Ahmad Brooks, Kris Budden				
Wake Forest (1-0) at Rice (0-1)	8 p.m., CBSSN	81	81	81
Series: Tied, 1-1-1; Last meeting: Wake Forest, 56-24 (2018) CBSSN: Ben Holden, Ross Rucker				
Saturday, Sept. 7	Time, TV	Sirius	XM	App/Web
Ohio (1-0) at Pitt (0-1)	11 a.m., ACCN	133	193	955
Series: Pitt leads, 7-1; Last meeting: Ohio, 16-10 (2005) ACCN: Clay Matvick, John Congemi, Dr. Jerry Punch				
No. 21/22 Syracuse (1-0) at Maryland (1-0)	Noon, ESPN	105	201	964
Series: Syracuse leads, 19-15-2; Last meeting: Maryland, 34-20 (2014) ESPN: Mark Jones, Dusty Dvoracek, Olivia Dekker				
Old Dominion (1-0) at Virginia Tech (0-1)	Noon, ESPNU	108	194	956
Series: Tied, 1-1; Last meeting: Old Dominion, 49-35 (2018) ESPNU: Mike Couzens, Kirk Morrison				
Western Carolina (0-1) at NC State (1-0)	12:30 p.m., RSN	106	202	966
Series: NC State leads, 6-0; Last meeting: NC State, 48-7 (2010) RSN: Tom Werme, James Bates, Stormy Buonantony				
South Florida (0-1) at Georgia Tech (0-1)	2 p.m., ACCN	133	193	955
Series: South Florida leads, 1-0; Last meeting: USF, 49-38 (2018) ACCN: Wes Durham, Roddy Jones, Eric Wood				
Richmond (1-0) at Boston College (1-0)	3:30 p.m., ACCNX	108	194	956
Series: Boston College leads, 4-1; Last meeting: Boston College, 24-0 (1971) ACCNX: Doug Sherman, Matt Chatham				
No. 12/11 Texas A&M (1-0) at No. 1/1 Clemson (1-0)	3:30 p.m., ABC	81	81	81
Series: Texas A&M leads, 3-2; Last meeting: Clemson, 28-26 (2018) ABC: Sean McDonough, Todd Blackledge, Holly Rowe				
ULM (1-0) at Florida State (0-1)	5 p.m., ACCN	133	193	955
Series: Florida State leads, 2-0; Last meeting: Florida State, 42-10 (2017) ACCN: Chris Cotter, Mark Herzlich, Ed Aschoff				
North Carolina A&T (1-0) at Duke (0-1)	6 p.m., ACCNX	106	202	966
Series: First meeting ACCNX: Drew Fellios, Forrest Conoly,				
Eastern Kentucky (1-0) at Louisville	7 p.m., ACCNX	108	194	956
Series: Louisville leads 18-8-1; Last meeting: Louisville, 44-7 (2013) ACCNX: Shawn Kenney, John Gregory				
Miami (0-1, 0-0) at North Carolina (1-0, 0-0)	8 p.m., ACCN	133	193	955
Series: Tied, 11-11; Last meeting: Miami, 47-10 (2018) ACCN: Dave O'Brien, Tim Hasselbeck, Katie George				

ACC QUICK HITS

■ All 14 ACC teams will be in action this weekend, highlighted by a primetime conference matchup between North Carolina and Miami in Chapel Hill at 8 p.m. on ACC Network, and a Saturday afternoon ACC-SEC matchup between No. 1 Clemson and No. 12 Texas A&M. The Tigers and Aggies will kick off at 3:30 p.m. on ABC.

■ The Tigers have won 16 consecutive games, including 11 straight by 20-or-more points. Clemson's 16-game win streak ties for the fourth longest in ACC history and is one shy of matching Florida State (1999-2000) and Clemson (2014-15) for the second longest streak.

ACC Win Streaks

29 - Florida State, 2012-14

17 - Florida State, 1999-2000

17 - Clemson, 2014-15

16 - Florida State, 1992-93

16 - Clemson, 2018-present

■ The Tigers are led by Walter Camp Football Foundation Offensive Player of the Week Travis Etienne, who rushed for 205 yards on just 12 carries last week in the win over Georgia Tech. A junior from Jennings, La., Etienne has 40 career rushing touchdowns, which ranks just outside the top 10 career leaders in ACC history. North Carolina's Mike Voight (1973-76) is 10th with 42. Pitt's James Conner (2013-14, 2016) holds the ACC career mark with 52. Etienne also has 42 career touchdowns (40 rushing, 2 receiving), which ranks 14th in league history.

■ North Carolina is coming off a 24-20 win over South Carolina and is looking to improve to 2-0 for the first time since 2014. Miami's Manny Diaz, who was an assistant coach on Mack Brown's staff at Texas, is seeking his first victory as a head coach. The all-time series between the two Coastal Division rivals is tied at 11.

■ Six ACC teams – Duke, Georgia Tech, North Carolina, Virginia and Virginia Tech – play their home opener this week. Duke faces North Carolina A&T; UNC plays host to Miami; Georgia Tech welcomes USF to Atlanta; Virginia plays William & Mary; and Virginia Tech plays host to Old Dominion.

■ Five games this weekend will be televised on ACC Network, including a Friday game in Charlottesville, Virginia between visiting William & Mary and the Cavaliers. ACC Coastal Division preseason favorite Virginia is looking to improve to 2-0 for the first time since 2012. Ohio and Pitt kick off a four-game ACCN Saturday slate at 11 a.m. from Heinz Field in Pittsburgh. USF at Georgia Tech kicks off at 2 p.m. and ULM at Florida State is set for 5 p.m. The nightcap is UNC and Miami from Kenan Stadium at 8 p.m.

■ No. 22 Syracuse, which posted a 24-0 shutout last Saturday at Liberty, goes on the road for the second consecutive week to face Maryland of the Big Ten. This is the first of three ACC-Big Ten games (all road games for ACC) this season. Pitt plays at Penn State on Sept. 14 and Boston College travels to Rutgers on Sept. 21.

■ Wake Forest plays the second of three-consecutive Friday night games on Sept. 6, when the Demon

Deacons travel to Rice for an 8 p.m. matchup on CBSN. Wake Forest is the only team in the country to play three consecutive Friday night games this season.

STATISTICALLY SPEAKING

- Five ACC players rushed for at least 100 yards in the opening weekend - Travis Etienne, CU (205), Javian Hawkins, UL (122), Cam Akers, FSU (116), Cade Carney, WF (105) and Javonte Williams, NC (102).
- Four ACC players passed for more than 300 yards in week one - Jamie Newman, WF (401), Ryan Willis, VT (344), James Blackman, FSU (327) and Matthew McKay, NCSU (308).
- Wake Forest's Sage Surratt had the league's only 100-yard receiving day with 158 yards in the win over Utah State. That was the fourth-best receiving day in the country. Sage's brother, Chazz, posted a team-high 12 tackles in his first career game at linebacker for North Carolina.

AROUND THE ACC

- **Boston College (BCeagles.com):** Boston College forced five Virginia Tech turnovers, including three in the first half of a 35-28 season opening victory. The Eagles have now intercepted a pass in nine consecutive games. BC is 6-1 in season openers under Steve Addazio and has won 13 of its last 16 openers overall.
- **Clemson (ClemsonTigers.com):** Clemson won its 11th consecutive game by 20 or more points with a 52-14 victory over Georgia Tech last Thursday night. According to ESPN Stats & Info, Clemson now holds sole possession of the second-longest such streak by any team in the AP Poll era (since 1936) and is one game shy of the record, held by 2018 Alabama (12). The Tigers rushed for 411 yards in the win, the most by a Clemson squad in a season opener since 1957 (439 vs. Presbyterian College).
- **Duke (GoDuke.com):** Despite having thumb surgery a week ago, senior linebacker Koby Quansah registered Duke's first sack of the year in the loss to Alabama. Quansah finished with 11 tackles as the Blue Devils held Alabama scoreless for a quarter.
- **Florida State (Seminoles.com):** The Seminoles' 21 first-quarter points against Boise State were the most against an FBS opponent (all quarters) since scoring 21 in the fourth quarter against North Carolina on Oct. 1, 2016, and the most first-quarter points since scoring 28 at USF a week earlier in 2016.
- **Georgia Tech (RamblinWreck.com):** With a 7-yard reception in the fourth quarter against No. 1 Clemson, tight end Tyler Davis became the first Georgia Tech tight end to catch pass in a game since Collin Peek's 4-yard catch in the third quarter vs. Georgia on Nov. 24, 2007.
- **Louisville (GoCards.com):** In the loss to Notre Dame, Javian Hawkins became the first UofL freshman running back to rush for 100 yards against an FBS opponent since Darius Ashley rushed for 164 yards versus WVU Nov. 7, 2009. He also became the first freshman running back for Louisville to rush for 100 yards in a game since L.J. Scott in a 66-21 win vs. Murray State on Sept. 6, 2014.
- **Miami (HurricaneSports.com):** After falling to No. 8 Florida, the Hurricanes had an off week before traveling to Chapel Hill on Sept. 7 to face the Tar Heels at 8 p.m. on ACCN.
- **North Carolina (GoHeels.com):** North Carolina's win over South Carolina was the Tar Heels' first win over a Power 5 opponent in a season opener since beating Indiana in 1997. Mack Brown coached the Tar Heels in both of those games. Brown now ranks second at UNC in wins (70), just two behind all-time leader Dick Crum (72). Brown is second in wins at both UNC and Texas.
- **NC State (GoPack.com):** Dating back to 1970, NC State's Matthew McKay became only the third QB in school history to throw for over 300 yards in his first career start. Philip Rivers, 397 yards in 2000 and Harrison Beck, 321 yards in 2007 are the others. The Wolfpack look to start 2-0 for the second straight season Saturday against Western Carolina.
- **Pitt (PittsburghPanthers.com):** Pitt limited Virginia

to 310 yards of total offense last Saturday, the 10th-best defensive performance under Narduzzi. The Panthers lost the season opener for the first time since 2013.

- **Syracuse (Cuse.com):** Syracuse's 24-0 win at Liberty was its first shutout on the road since a 24-0 win at Tulane (24-0) on Sept. 28, 1991. Preseason All-America safety Andre Cisco, the NCAA leader in interceptions a year ago, picked off a pass in the win.
- **Virginia (VirginiaSports.com):** Virginia improved to 4-0 in ACC openers under head coach Bronco Mendenhall. The Cavaliers, who play host to William & Mary this weekend, have not started 2-0 since 2012.
- **Virginia Tech (HokieSports.com):** Virginia Tech QB Ryan Willis had 344 passing yards in the loss at Boston College. It was the fourth 300-yard passing game in his career, which ties Logan Thomas for the most in program history. His four touchdowns tied a career high.
- **Wake Forest (GoDeacs.com):** Wake Forest and Utah State combined for 73 points, 53 first downs and 1,175 total offense yards, including 817 yards passing. Wake Forest ran 105 offensive plays, which tied a school record set against Boston College a year ago.

CLEMSON, VIRGINIA PRESEASON FAVORITES

■ Reigning national champion Clemson is an overwhelming preseason favorite to claim its fifth consecutive ACC football title, according to a poll of 173 media members credentialed for the 2019 ACC Kickoff in Charlotte, North Carolina. The Tigers, who posted a perfect 15-0 record last season en route to earning their second CFP championship in three years, were also chosen to repeat as Atlantic Division winners. Virginia was picked to finish atop the Coastal Division following an eight-win 2018 season that culminated with a 28-0 shutout of South Carolina in the Belk Bowl.

■ Clemson was named the likely 2019 ACC champion on 170 ballots. Syracuse picked up two votes, and Virginia received one.

ACC Championship Votes

Clemson – 170, Syracuse – 2, Virginia – 1

Atlantic Division

(First place votes in parenthesis)

Clemson (171) – 1,209
Syracuse (2) – 913
Florida State – 753
NC State – 666
Boston College – 588
Wake Forest – 462
Louisville – 253

Coastal Division

(First place votes in parenthesis)

Virginia (82) – 1,003
Miami (55) – 992
Virginia Tech (20) – 827
Pitt (8) – 691
Duke (6) – 566
North Carolina (1) – 463
Georgia Tech (1) – 302

CAREER RUSHERS IN ACC

■ Five ACC running backs have rushed for at least 1,800 career yards, led by Boston College's AJ Dillon and Clemson's Travis Etienne, who each have more than 2,500 yards.

Top Returners – Career Rushing Yards (active career rank)

1. AJ Dillon, Boston College 2,778 (6th)
2. Travis Etienne, Clemson 2,629 (9th)
3. Cade Carney, Wake Forest 1,931 (25th)
4. Cam Akers, Florida State 1,846 (31st)
5. Moe Neal, Syracuse 1,803 (33rd)

College Football 150th Anniversary

• CFB150 is a non-profit corporation formed to plan and administer a national celebration of the sport's anniversary. The corporation's Board of Directors is made up of college football stakeholder organizations. Funding for the Anniversary office was provided by the College Football Playoff and NCAA.

• The celebration will showcase the rich history and traditions of the sport and its contribution to American society, while also promoting the opportunity it continues to provide to thousands of student-athletes across all levels of college football.

• The Anniversary date for college football is November 6, 2019, marking 150 years since the first game between Princeton and Rutgers, November 6, 1869. The game was played on a plot of ground where present day Rutgers gymnasium now stands in New Brunswick, N.J. Rutgers won the first game, 6-4. There will be a number of special commemorations during Anniversary Week in November.



ACC NETWORK




Owned and operated by ESPN in partnership with the Atlantic Coast Conference, ACC Network (ACCN) is a new 24/7 national network dedicated to ACC sports launching on August 22, 2019. Approximately 450 live contests including 40 regular-season football games, 150 men's and women's basketball games, and 200 other regular-season competitions and tournament games from across the conference's 27 sponsored sports will be televised annually, plus a complement of news and information shows and original programming. Together, the ACCN and its digital platform, ACC Network Extra (ACCNX), will feature 1,350 ACC events in its first year. ESPN has been televising ACC content since 1979 and has exclusive rights to every conference-controlled game across all sports and championships.


*Carriage agreements are also in place with the following video providers: DIRECTV, Google Fiber, Hulu Live TV, Optimum, PlayStation Vue, Suddenlink, Spectrum TV, TVision, Verizon Fios, members of the NCTC, NRTC, Vivicast and YouTube TV, among others. All ACCN games will also be available on the ESPN app to authenticated cable subscribers. Fans interested in learning more about ACCN can visit www.GetACCN.com.

FOUR NEW COACHES IN 2019

The ACC welcomes four new coaches in 2019, including Geoff Collins at Georgia Tech, Scott Satterfield at Louisville, Manny Diaz at Miami and Mack Brown at North Carolina. Collins and Satterfield are coming off successful stints at Temple and Appalachian State, respectively. Diaz, Miami's defensive coordinator the last three seasons, earned his first head coaching job after Mark Richt announced his retirement. Brown returns to the Tar Heels, where he coached from 1988-97 and entered 2019 as the winningest active coach in the country.



Geoff Collins
Georgia Tech



Scott Satterfield
Louisville



Manny Diaz
Miami



Mack Brown
North Carolina

Five of the nation's top 25 active coaches in career victories are from the ACC, which is the most of any conference. All five have more than 100 career wins.

Among active coaches, ACC head coaches Dabo Swinney of Clemson, Scott Satterfield of Louisville and North Carolina's Brown rank among the top 25 in the nation in career winning percentage. Swinney's .796 winning percentage is third only trailing Washington's Chris Petersen and Buffalo's Lance Leipold. Virginia's Bronco Mendenhall (.641) and NC State's Dave Doeren (.638) rank just outside the top 25.

Career Victories - Active Coaches

Pl.	Name, School	Wins
1.	Mack Brown, North Carolina	245
2.	Nick Saban, Alabama	233
3.	Brian Kelly, Notre Dame	231
4.	Willie Fritz, Tulane	171
5.	Gary Patterson, TCU	168
6.	Frank Solich, Ohio	165
	Kirk Ferentz, Iowa	165
8.	Chris Creighton, Eastern Michigan	162
9.	Chris Peterson, Washington	140
10.	Rocky Long, San Diego State	137
11.	Skip Holtz, Louisiana Tech	134
	Mike Leach, Washington State	134
13.	Craig Bohl, Wyoming	133
	Lance Leipold, Buffalo	133
15.	Mark Dantonio, Michigan State	126
16.	Mike Gundy, Oklahoma State	122
17.	Kyle Whittingham, Utah	121
18.	Dave Clawson, Wake Forest	119
19.	Dabo Swinney, Clemson	117
20.	Bronco Mendenhall, Virginia	116
21.	David Cutcliffe, Duke	111
22.	Jeff Tedford, Fresno State	104
23.	Randy Edsall, Connecticut	101
24.	Jim Harbaugh, Michigan	97
25.	Pat Fitzgerald, Northwestern	96
	Chuck Martin, Miami (OH)	96

Career Winning Percentage

Pl.	Name, School	Record	Pct.
1.	Chris Petersen, Washington	140-33-0	.809
2.	Lance Leipold, Buffalo	133-33-0	.801
3.	Dabo Swinney, Clemson	117-30-0	.796
4.	Nick Saban, Alabama	233-63-1	.786
5.	Jimbo Fisher, Texas A&M	93-27-0	.775
6.	David Shaw, Stanford	83-26-0	.761
7.	Brian Harsin, Boise State	60-20-0	.750
8.	Chip Kelly, UCLA	49-17-0	.742
9.	Tom Herman, Texas	40-14-0	.741
10.	Gary Patterson, TCU	168-63-0	.727
11.	Les Miles, Kansas	143-55-0	.722
12.	Brian Kelly, Notre Dame	231-91-2	.716
13.	Jim Harbaugh, Michigan	97-41-0	.703
14.	Neal Brown, West Virginia	36-16-0	.692
15.	Gus Malzahn, Auburn	63-30-0	.677
16.	Scott Satterfield, Louisville	52-25-0	.675
17.	Mike Gundy, Oklahoma State	122-59-0	.674
18.	Chuck Martin, Miami (OH)	96-47-0	.671
19.	Mack Brown, North Carolina	245-122-1	.667
	Jason Candle, Toledo	28-14-0	.667
21.	Paul Chryst, Wisconsin	62-31-0	.667
22.	Craig Bohl, Wyoming	133-67-0	.665
23.	Kyle Whittingham, Utah	121-61-0	.665
24.	James Franklin, Penn State	70-36-0	.660
25.	Clay Helton, USC	33-17-0	.660

ACC HEAD COACHING RECORDS

Head Coach, School	Career	Years	Pct.	at ACC School	Years	Pct.	ACC	Years	Pct.
Steve Addazio, Boston College	52-49	9th	.515	39-38	7th	.506	19-30	7th	.388
Dabo Swinney, Clemson	117-30	12th	.796	117-30	12th	.796	75-17	12th	.815
David Cutcliffe, Duke	111-102	19th	.521	67-73	12th	.479	31-57	12th	.352
Willie Taggart, Florida State	52-58	10th	.473	5-8	2nd	.385	3-5	2nd	.375
Geoff Collins, Georgia Tech	15-11	3rd	.577	0-1	2nd	.000	0-1	1st	.000
Scott Satterfield, Louisville	51-25	7th	.675	0-1	1st	.000	-	1st	-
Manny Diaz, Miami	0-1	1st	.000	0-1	1st	.000	-	1st	-
Mack Brown, North Carolina	245-122-1	31st	.667	70-46-1	11th	.603	41-35-1	11th	.526
Dave Doeren, NC State	67-38	9th	.638	44-34	7th	.564	20-28	7th	.417
Pat Narduzzi, Pitt	28-25	5th	.528	28-25	5th	.528	20-14	5th	.589
Dino Babers, Syracuse	56-35	8th	.615	19-19	4th	.472	10-14	4th	.417
Bronco Mendenhall, Virginia	116-65	15th	.641	17-22	4th	.436	9-16	4th	.360
Justin Fuente, Virginia Tech	51-39	8th	.567	25-16	4th	.610	15-11	4th	.577
Dave Clawson, Wake Forest	119-115	20th	.509	29-35	6th	.453	12-28	6th	.300

The ACC has won seven national championships in football, men's basketball, women's basketball and baseball since 2015. That is the most of any conference. The ACC is the only conference to win each of those four titles over that stretch.

The ACC has won more football national titles than any other conference since 2013 (three of the last six) and more men's basketball national championships than any other league since 2015 (three of the last five).

Football

2013 Florida State (BCS)
2016 Clemson (CFP)
2018 Clemson (CFP)

ACC Champion Clemson won the league's eighth football national championship in 2018 with a 44-16 win over previously unbeaten Alabama. The 28-point margin of victory was the largest over a No. 1 ranked team in ACC history.

The ACC has had a team in either the College Football Playoff or the BCS National Championship Game in each of the past six years.

The ACC matched its league record with 11 bowl teams in 2018, including Boston College, Clemson, Duke, Georgia Tech, Miami, NC State, Pitt, Syracuse, Virginia, Virginia Tech and Wake Forest. The 11 bowl teams tied for the most among any conference.

The ACC finished the bowl season with six postseason wins, which tied for the most among all conferences.

The ACC is the only conference to send every team to at least one bowl game over the last three seasons. In addition, the ACC is tied for the most bowl teams (32) among all conferences over the last three years (11 in 2016, 10 in 2017, 11 in 2018).

Since 2013, the ACC has the second-best record of any Power 5 conference in the BCS, New Year's Six and CFP games, and has the most national championships (Florida State in 2013, Clemson in 2016 & 2018).

The ACC's 19 postseason wins over the last three (2016-18) years are the most of any conference.

A league-record 10 ACC teams were ranked last year in the AP Top 25 poll, including Boston College, Clemson, Duke, Florida State, Miami, NC State, Pitt, Syracuse, Virginia and Virginia Tech. The previous ACC record for most teams ranked in a season was nine in 2008. The 10 ranked teams are tied for most among all conferences.

An ACC football player has won the Heisman Trophy or the Campbell Trophy – commonly referred to as the “Academic Heisman” – in five of the last six years, something no other league can claim. Clemson DT Christian Wilkins won the Campbell Trophy last year. He is the second consecutive winner from the ACC.

In 2019, ACC teams will play more games (20) against Power 5 competition (including Notre Dame) than any of their peers.

This year, ACC teams will play more games against non-conference teams (16) ranked in last year's final Associated Press Top 25 than any other Power 5 conference.

ACC teams will play 26 games against non-conference opponents that participated in bowl games in 2018, the highest total among Power 5 conferences.

The ACC is in its sixth year of a 12-year agreement with the Capital One Orange Bowl, which will host an ACC team—either its champion or next available team—in all years when the Orange Bowl is not a semifinal site for the College Football Playoff. The opponent will be the highest ranked available team from the SEC, Big Ten or Notre Dame.

Eleven ACC football teams have an APR higher than the Division I average of 968, which ties for most among peer conferences. In all sports, the ACC leads all Power 5 conferences with 95 teams from member schools recognized in the most recent NCAA APR Public Recognition Awards.

Ten of 14 ACC Football teams earned a graduation success rate (GSR) at or above the FBS average. That was second-most among Power 5 conferences, both in terms of percentage and in total number.

The ACC remains the only Power 5 conference to have multiple teams score 90 or higher in GSR each year since 2005. Duke (96), Wake Forest (93) and Boston College (90) reached that plateau last year.

In its 2018 U.S. News and World “Best Colleges” rankings, ACC member schools combine for an average rank of 54.7, marking the 12th straight year that the ACC has led all Power 5 conferences.

ACC DIVISIONAL TIEBREAKER

If more than one team in the same division is tied for the best winning percentage in its Conference games, the procedures listed below will be followed to determine the division's representative in the Dr Pepper ACC Championship Game:

Two-Team Tie:

1. Head-to-head competition between the two tied teams.
2. Win percentage of the tied teams within the division.
3. Head-to-head competition versus the team within the division with the best overall win percentage. (Divisional and non-divisional) and proceeding through the division. Multiple ties within the division will be broken from first-to-last using the league's tiebreaking procedures.
4. Overall win percentage versus all common non-divisional opponents.
5. Combined win percentage vs. all non-divisional opponents.
6. Win percentage versus common non-divisional opponents based on their order of finish (overall conference win percentage) and proceeding through other common non-divisional teams based upon their divisional order of finish.
7. The tied team with the higher ranking by the Team Rating Score metric provided by SportSource Analytics following the conclusion of regular season games.
8. The representative shall be chosen by a draw as administered by the Commissioner or the Commissioner's designee.

Three-Team (or More) Team Tie

(Once a team is eliminated from the tie, the tie-breaker procedures restart for the remaining teams. If the three (or more) team tie can be reduced to two teams, the two-team tiebreaker format will then be applied.)

1. Combined head-to-head win percentage among the tied teams.
2. Win percentage of the tied teams within the division.
3. Head-to-head competition versus the team within the division with the best overall (divisional and non-divisional) Conference win percentage, and proceeding through the division. Multiple ties within the division will be broken first to last, using the league's tie-breaker policies.
4. Combined win percentage versus all common non-divisional opponents.
5. Overall win percentage versus non-divisional opponents.
6. Win percentage versus common non-divisional opponents based upon their order of finish (overall win percentage) and proceeding through other common non-divisional opponents based upon their divisional order of finish.
7. The tied team with the higher ranking by the Team Rating Score metric provided by SportSource Analytics following the conclusion of regular season games.
8. The representative shall be chosen by a draw as administered by the Commissioner or the Commissioner's designee.

2019 COMPOSITE SCHEDULE



WEEK 0

Saturday, Aug. 24

Miami 20 vs. Florida 24 7 p.m., ESPN
(Camping World Kickoff, Orlando, Fla.)

WEEK 1

Thursday, Aug. 29

Georgia Tech 14 at Clemson 52 8 p.m., ACCN

Friday, Aug. 30

Utah State 35 at Wake Forest 38 8 p.m., ACCN

Saturday, Aug. 31

Duke 3 vs. Alabama 42 3:30 p.m., ABC
(Chick-fil-A Kickoff, Atlanta, Ga.)
North Carolina 24 vs. South Carolina 20 3:30 p.m., ESPN
(Belk College Kickoff, Charlotte, N.C.)
East Carolina 6 at NC State 34 Noon, ACCN
Virginia Tech 28 at Boston College 35 4 p.m., ACCN
Syracuse 24 at Liberty 0 6 p.m., ESPN+
Boise State 36 at Florida State 31 Noon, ESPN
Virginia 30 at Pitt 14 7:30 p.m., ACCN

Monday, Sept. 2

Notre Dame 35 at Louisville 17 8 p.m., ESPN

WEEK 2

Friday, Sept. 6

William & Mary at Virginia 8 p.m., ACCN
Wake Forest at Rice 8 p.m., CBSSN

Saturday, Sept. 7

Ohio at Pitt 11 a.m., ACCN
Syracuse at Maryland Noon, ESPN
Old Dominion at Virginia Tech Noon, ESPN
Western Carolina at NC State 12:30 p.m., RSN
South Florida at Georgia Tech 2 p.m., ACCN
Richmond at Boston College 3:30 p.m., ACCN
Texas A&M at Clemson 3:30 p.m., ABC
ULM at Florida State 5 p.m., ACCN
North Carolina A&T at Duke 6 p.m., ACCN
Eastern Kentucky at Louisville 7 p.m., ACCN
Miami at North Carolina 8 p.m., ACCN

WEEK 3

Friday, Sept. 13

North Carolina at Wake Forest (non-conference)
..... 6 p.m., ESPN
Kansas at Boston College 7:30 p.m., ACCN

Saturday, Sept. 14

NC State at West Virginia Noon, FS1
Pitt at Penn State Noon, ABC
Furman at Virginia Tech Noon, ACCN
The Citadel at Georgia Tech 12:30 p.m., RSN
Louisville at Western Kentucky 4 p.m., Stadium
Bethune-Cookman at Miami 4 p.m., ACCN
Duke at Middle Tennessee 7 p.m., Facebook
Florida State at Virginia 7:30 p.m., ACCN
Clemson at Syracuse 7:30 p.m., ABC

WEEK 4

Saturday, Sept. 21

Boston College at Rutgers
Charlotte at Clemson
Louisville at Florida State
Central Michigan at Miami
Appalachian State at North Carolina
Ball State at NC State
UCF at Pitt
Western Michigan at Syracuse
Old Dominion at Virginia
Elon at Wake Forest

WEEK 5

Friday, Sept. 27

Duke at Virginia Tech 7 p.m., ESPN

Saturday, Sept. 28

Virginia at Notre Dame 3:30 p.m., NBC
Wake Forest at Boston College
Clemson at North Carolina
NC State at Florida State
Georgia Tech at Temple
Delaware at Pitt
Holy Cross at Syracuse

WEEK 6

Saturday, Oct. 5

Boston College at Louisville
Pitt at Duke
North Carolina at Georgia Tech
Virginia Tech at Miami

WEEK 7

Thursday, Oct. 10

Syracuse at NC State 8 p.m., ESPN

Friday, Oct. 11

Virginia at Miami 8 p.m., ESPN

Saturday, Oct. 12

Florida State at Clemson
Georgia Tech at Duke
Louisville at Wake Forest
Rhode Island at Virginia Tech

WEEK 8

Friday, Oct. 18

Pitt at Syracuse 7 p.m., ESPN

Saturday, Oct. 19

NC State at Boston College
Clemson at Louisville
Duke at Virginia
Florida State at Wake Forest
Georgia Tech at Miami
North Carolina at Virginia Tech

WEEK 9

Saturday, Oct. 26

Boston College at Clemson
Duke at North Carolina
Syracuse at Florida State
Virginia at Louisville
Miami at Pitt

WEEK 10

Saturday, Nov. 2

Virginia Tech at Notre Dame 2:30 p.m., NBC
Boston College at Syracuse
Wofford at Clemson
Miami at Florida State
Pitt at Georgia Tech
Virginia at North Carolina
NC State at Wake Forest

WEEK 11

Saturday, Nov. 9

Florida State at Boston College
Clemson at NC State
Notre Dame at Duke TBD, ACCN
Georgia Tech at Virginia
Louisville at Miami
Wake Forest at Virginia Tech

WEEK 12

Thursday, Nov. 14

North Carolina at Pitt 8 p.m., ESPN

Saturday, Nov. 16

Wake Forest at Clemson
Syracuse at Duke
Alabama State at Florida State
Virginia Tech at Georgia Tech
Louisville at NC State

WEEK 13

Thursday, Nov. 21

NC State at Georgia Tech 8 p.m., ESPN

Saturday, Nov. 23

Boston College at Notre Dame 2:30 p.m., NBC
Miami at FIU 7 p.m., CBSSN
Duke at Wake Forest
Syracuse at Louisville
Mercer at North Carolina
Pitt at Virginia Tech
Liberty at Virginia

WEEK 14

Friday, Nov. 29

Virginia Tech at Virginia TBD, ABC or ESPN

Saturday, Nov. 30

Boston College at Pitt
Clemson at South Carolina
Miami at Duke
Florida State at Florida
Georgia at Georgia Tech
Louisville at Kentucky
North Carolina at NC State
Wake Forest at Syracuse

ACC FOOTBALL CHAMPIONSHIP GAME

Saturday, Dec. 7

Atlantic Division Champion vs. Coastal Division Champion
(Bank of America Stadium, Charlotte, North Carolina)

Quarterback

Sept. 3 Jamie Newman, QB, Wake Forest
 Sept. 9
 Sept. 16
 Sept. 23
 Sept. 30
 Oct. 7
 Oct. 14
 Oct. 21
 Oct. 28
 Nov. 4
 Nov. 11
 Nov. 18
 Nov. 25
 Dec. 2

Running Back

Sept. 3 Travis Etienne, RB, Clemson
 Sept. 9
 Sept. 16
 Sept. 23
 Sept. 30
 Oct. 7
 Oct. 14
 Oct. 21
 Oct. 28
 Nov. 4
 Nov. 11
 Nov. 18
 Nov. 25
 Dec. 2

Offensive Line

Sept. 3 Charlie Heck, OT, North Carolina
 Sept. 9
 Sept. 16
 Sept. 23
 Sept. 30
 Oct. 7
 Oct. 14
 Oct. 21
 Oct. 28
 Nov. 4
 Nov. 11
 Nov. 18
 Nov. 25
 Dec. 2

Receiver

Sept. 3 Sage Surratt, WR, Wake Forest
 Sept. 9
 Sept. 16
 Sept. 23
 Sept. 30
 Oct. 7
 Oct. 14
 Oct. 21
 Oct. 28
 Nov. 4
 Nov. 11
 Nov. 18
 Nov. 25
 Dec. 2

Defensive Line

Sept. 3 Josh Black, NT, Syracuse
 Sept. 9
 Sept. 16
 Sept. 23
 Sept. 30
 Oct. 7
 Oct. 14
 Oct. 21

Oct. 28
 Nov. 4
 Nov. 11
 Nov. 18
 Nov. 25
 Dec. 2

Linebacker

Sept. 3 Rayshard Ashby, LB, Virginia Tech
 Sept. 9
 Sept. 16
 Sept. 23
 Sept. 30
 Oct. 7
 Oct. 14
 Oct. 21
 Oct. 28
 Nov. 4
 Nov. 11
 Nov. 18
 Nov. 25
 Dec. 2

Defensive Back

Sept. 3 Myles Wolfolk, SS, North Carolina
 Sept. 9
 Sept. 16
 Sept. 23
 Sept. 30
 Oct. 7
 Oct. 14
 Oct. 21
 Oct. 28
 Nov. 4
 Nov. 11
 Nov. 18
 Nov. 25
 Dec. 2

Specialist

Sept. 3 Brian Delaney, PK, Virginia
 Sept. 9
 Sept. 16
 Sept. 23
 Sept. 30
 Oct. 7
 Oct. 14
 Oct. 21
 Oct. 28
 Nov. 4
 Nov. 11
 Nov. 18
 Nov. 25
 Dec. 2

Rookie

Sept. 3 Sam Howell, QB, North Carolina
 Sept. 9
 Sept. 16
 Sept. 23
 Sept. 30
 Oct. 7
 Oct. 14
 Oct. 21
 Oct. 28
 Nov. 4
 Nov. 11
 Nov. 18
 Nov. 25
 Dec. 2

	BC	Clem	Duke	FSU	GT	UL	AP/USA Today/CFP	UM	NC	NCSU	Pitt	SU	VA	VT	WF
Preseason	-/-/-	1/1/-	-/RV/-	-/RV/-	-/-/-	-/-/-		RV/RV/-	-/-/-	-/RV/-	-/-/-	22/22/-	RV/RV/-	RV/RV/-	-/-/-
Week 2	RV/RV/-	1/1/-	-/-/-	-/-/-	-/-/-	-/-/-		RV/RV/-	RV/RV/-	-/RV/-	-/-/-	21/22/-	RV/RV/-	-/-/-	-/-/-
Week 3															
Week 4															
Week 5															
Week 6															
Week 7															
Week 8															
Week 9															
Week 10															
Week 11															
Week 12															
Week 13															
ACC CG															
Bowls															
Final															

ACC ASSOCIATED PRESS RANKING HISTORY

* Reflects rankings only while a member of the ACC

School	Consecutive Polls	Top 10	No. 1	Weeks Ranked
Boston College	-	35	1	41
Clemson	70	157	12	427
Duke	-	57	-	173
Florida State	-	362	72	553
Georgia Tech	-	146	-	299
Louisville	-	8	-	26
Miami	-	299	68	484
North Carolina	-	76	1	246
NC State	-	11	-	155
Pitt	-	-	-	5
Syracuse	9	-	-	9
Virginia	-	24	3	167
Virginia Tech	-	94	-	295
Wake Forest	-	-	-	41

COLLEGE FOOTBALL PLAYOFF RANKINGS

School	N5	N12	N19	N26	D3	D8
--------	----	-----	-----	-----	----	----

ASSOCIATED PRESS RANKINGS

School	P	S3
Clemson	1	1
Alabama	2	2
Georgia	3	3
Oklahoma	4	4
Ohio State	5	5
LSU	6	6
Michigan	7	7
Notre Dame	9	8
Texas	10	9
Auburn	16	10
Florida	8	11
Texas A&M	12	12
Utah	14	13
Washington	13	14
Penn State	15	15
Oregon	11	16
Wisconsin	19	17
UCF	17	18
Michigan State	18	19
Iowa	20	20
Syracuse	22	21
Washington St.	23	22
Stanford	25	23
Iowa State	21	t25
Nebraska	24	t25

ATLANTIC DIVISION

BOSTON COLLEGE

Web: bceagles.com
Shipping & Mailing: 238 Conte Forum, 140 Commonwealth, Ave., Chestnut Hill, MA 02467
Office Phone: 617-552-3004
Associate Athletics Director: Jason Baum, j.baum@bc.edu, 201-966-6338
Associate Director/Secondary Football Contact: Brendan Flynn, flynnhu@bc.edu, 203-415-5381
Twitter: @BCFootball; @BCEagles
Weekly Press Conference: Monday at noon



CLEMSON

Web: ClemsonTigers.com
Mailing: PO Box 31, Clemson, SC 29633
Shipping: 100 Perimeter Road/Jervey Athletic Center, Clemson, SC 29634
Office Phone: 864-656-2114
Football Contact: Ross Taylor, rt5@clemson.edu, 972-741-7778
Sr. Assoc. Director of Communications: Brian Hennessy, bhennes@clemson.edu, 864-986-9046
Twitter: @ClemsonTigers; @ClemsonFB
Weekly Press Conference: Tuesday, 11 a.m. (Monday at 11 a.m. for Aug. 29 game)



FLORIDA STATE

Web: seminoles.com
Mailing: PO Box 2195, Tallahassee, FL 32316
Shipping: 403 Stadium Drive West, D0107, Tallahassee, FL 32306
Office Phone: 850-645-7683
Sr. Assoc. Communications Director: Derek Satterfield, dsatterfield@fsu.edu, 850-228-7204
Secondary Football Contact: Steven McCartney, smccartney@fsu.edu, 850-322-6711
Twitter: @FSUFootball, @Seminoles
Weekly Press Conference: Monday at noon



LOUISVILLE

Web: GoCards.com
Mailing & Shipping: 2100 S. Floyd Street, Louisville, KY 40208
Office Phone: 502-852-6581
Sr. Associate AD/SID: Kenny Klein, kenny@gocards.com (credentials)
Assistant SID/Football Contact: Rocco Gasparro, rocco@gocards.com, 502-262-2258
Assistant SID/Secondary Football Contact: Stephen Williams, stephen@GoCards.com, 502-544-0282
Twitter: @UofLFootball; @GoCards
Weekly Press Conference: Monday at noon



NC STATE

Web: GoPack.com
Mailing: Campus Box 8504, Raleigh, NC 27607
Shipping: Murphy Football Center, 4600 Trinity Road, Raleigh, NC 27607
Office Phone: 919-515-1181
Assistant Athletics Director: Annabelle Myers, annabelle_myers@ncsu.edu, 919-819-8302
Director of Athletics Digital Communications/Secondary Football: Brian Reinhardt, brian_reinhardt@ncsu.edu, 919-819-8317
Twitter: @PackFootball
Weekly Press Conference: Monday at noon



SYRACUSE

Web: Cuse.com
Mailing & Shipping: Manley Fieldhouse, 1301 East Colvin Street, Syracuse, NY 13244
Office Phone: 315-443-2608
Executive Senior Associate AD/Chief Communications Officer: Sue Edson, sedson@syr.edu (credentials)
Assistant Director/Football SID: Mike Morrison, mdmorriss@syr.edu, 315-952-4809
Secondary FB Contact: Tyler Cady, tpcady@syr.edu, 315-941-6569
Twitter: @CuseFootball, @Cuse
Weekly Press Conference: Monday at 11:30 a.m.



WAKE FOREST

Web: GoDeacs.com
Mailing & Shipping: 519 Deacon Blvd., Winston-Salem, N.C. 27105
Office Phone: 336-758-5640
Associate AD/Athletic Communications: Steve Shutt, shuttsj@wfu.edu, 336-970-7512
Assistant Director/Secondary Football Contact:
Twitter: @WakeFB; @DemonDeacons
Weekly Press Conference: Tuesday at 11 a.m.



COASTAL DIVISION

DUKE

Web: GoDuke.com
Mailing: Box 90557, Durham, NC 27708-0557
Shipping: Scott Family Athletics Performance Center, Room 364, 110 Whitford Drive, Durham, NC 27708
Office Phone: 919-684-2633
Senior Associate Director of Athletics/External Affairs:
 Art Chase, chasea@duke.edu
Cell: 919-599-9820
Football Contact: Kat Castner, kaitlyn.castner@duke.edu, 484-695-0670
Twitter: @DukeFootball; @DukeAthletics
Weekly Press Conference: Tuesday at 12:30 p.m.



GEORGIA TECH

Web: ramblinwreck.com
Mailing & Shipping: 150 Bobby Dodd Way NW, Atlanta, GA 30332
Office Phone: 404-894-5445
Assistant AD for Communications/PR: Mike Flynn, mflynn@athletics.gatech.edu, 828-964-6406
Assistant Director/Secondary Football Contact: Andrew Clausen, aclausen@athletics.gatech.edu, 678-764-0867
Twitter: @GeorgiaTechFB
Weekly Press Conference: Tuesday at 11:30 a.m. (Sunday at 3:15 p.m. for Aug. 29 game)



MIAMI

Web: HurricaneSports.com
Mailing & Shipping: 5821 San Amaro Drive, Coral Gables, FL 33146
Office Phone: 305-284-3244; Fax: 305-284-2807
Sr. Associate AD/Communications & Digital Strategy: Carter Toole, carter.toole@miami.edu, 615-598-8540
Director/Football Contact: Camron Ghorbi, c.ghorbi@miami.edu, 786-877-7329
Twitter: @CanesFootball; @MiamiHurricanes
Weekly Press Conference: Monday at 1 p.m.



NORTH CAROLINA

Web: GoHeels.com
Mailing: PO Box 2126, Chapel Hill, NC 27514
Shipping: Smith Center/2nd floor, 300 Skipper Bowles Dr., Chapel Hill, NC 27514
Office Phone: 919-962-2123
Associate Director/Football Contact: Jeremy Sharpe, jsharpe7@unc.edu, 520-275-9895
Assistant Director/Secondary Football Contact: Mark Kimmel, mkimmel@unc.edu, 919-619-3344
Twitter: @TarHeelFootball; @GoHeels
Weekly Press Conference: Monday at 11 a.m.



PITT

Web: PittsburghPanthers.com
Mailing: P.O. Box 7436, Pittsburgh, PA 15213-0436
Shipping: Petersen Events Center, 3719 Terrace Street, Pittsburgh, Pa. 15261
Office Phone: 412-648-8420
Executive Associate AD/Media Relations: E.J. Borghetti, eborghetti@athletics.pitt.edu, 412-491-5110
Assistant Director/Secondary Football Contact: R.J. Sepich, rsepich@athletics.pitt.edu, 412-452-1992
Twitter: @Pitt_FB; @Pitt_ATHLETICS
Weekly Press Conference: Monday at noon



VIRGINIA

Web: VirginiaSports.com
Mailing: PO Box 400853, Charlottesville, VA 22904-4853
Shipping: 295 Massie Road, Charlottesville, VA 22903
Office Phone: 434-982-5500
Assistant AD: Jim Daves, jimdaves@virginia.edu, 434-962-7668
Assistant Director/Primary Football Contact: Vince Briedis, briedis@virginia.edu, 434-326-3792
Twitter: @UVAFootball; @VirginiaSports
Weekly Press Conference: Monday at noon



VIRGINIA TECH

Web: HokieSports.com
Mailing & Shipping: 401 Cassell Coliseum - 675 Washington Street SW - Blacksburg, VA 24061
Office Phone: 540-213-9965
Associate Athletics Director: Pete Moris, Morisvt@vt.edu, 816-213-5411
Associate Director/Secondary Contact: Peter Long, lpeter@vt.edu, 732-814-5436
Twitter: @VT_Football; @HokieSports
Weekly Press Conference: Monday at 11:45 a.m.



ACC COMMUNICATIONS STAFF

4512 Weybridge Lane • Greensboro, NC 27407

Kevin Best Sr. Associate Commissioner/Communications
kbest@theacc.org 919-619-7020 (cell)

Andy Fledgerjohn Assistant Commissioner
afledger@theacc.org 434-906-0075 (cell)

Steve Phillips Editorial & Content Manager
sphillips@theacc.org 336-369-1004

Justin Wilson Director
jwilson@theacc.org 336-369-3713

Tyler Beck Assistant Director
tbeck@theacc.org 336-369-3744

THEACC.COM

The Atlantic Coast Conference's official website – theACC.com – is the source for complete conference football information. The media section of the website (theACC.com/media) offers additional information for use by members of the media, including access to ACC PhotoShelter, the home for conference and school logos, head shots of players and coaches from select sports and images from ACC events and championships.

ACCESSING ACC MEDIA PORTAL & DIGITAL LICENSE

ACC Media Portal (Highlights & Press Conferences): The ACC and XOS Digital have partnered to provide individual highlight packages from all ACC-controlled regular season football and men's basketball games to approved TV news affiliates for the 2019-20 seasons. Upon the conclusion of each game, highlights will be available for local TV news affiliates to download and use in televised news programming at no cost. Outlets may access the highlights, along with any weekly head coach press conferences, through the ACC Media Portal. This portal replaces the ACC Video Clip Service (AVCS). The use of ACC game highlights provided through the ACC Media Portal remain subject to those restrictions outlined in the ACC News Access Guidelines. Interested affiliates should email licensing@xosdigital.com to register for the ACC Media Portal and for additional information. Approved affiliates will receive a confirmation email along with credentials to access the ACC Media Portal.


ACC Digital License: Per the ACC News Access Guidelines, game footage (station shot or broadcast) may not be distributed through digital platforms without a license. The ACC and XOS Digital now offer a turnkey digital highlight license specifically designed for local TV affiliates. This license will cover the use of ACC game footage across official station websites, apps, and social media platforms. Distribution of in-game highlights on any platform during the broadcast window is strictly prohibited, regardless of a digital license. Interested affiliates should email licensing@xosdigital.com to receive more information or to purchase a digital license.

ACC Digital Content: Agencies with interest in accessing or licensing ACC digital content beyond what is provided for in the ACC News Access Guidelines and as set forth in the preceding paragraphs should contact Chad Swofford, VP, General Manager of ACC Digital at Raycom Sports, at cswofford@raycomsports.com.

collegepressbox.com
SINCE 2005 EVERYTHING BUT THE PRE-GAME MEAL

COLLEGEPRESSBOX.COM

Now in its 15th season, collegepressbox.com is the official media website of Division I football. Access is provided to approved members of the media as well as a variety of working professionals in the college football industry, including coaches, scouts, analysts and more. In order to be provided with the full range of content, you must register and be approved for access, a process that takes just a few minutes.



In its ninth year in Charlotte, the ACC Football Championship Game will be played at Bank of America Stadium on Saturday, December 7.

2019 ACC CHAMPIONSHIP GAME WEEK SCHEDULE

Sunday, December 1

Coaches Media Teleconference, 4 p.m.

Monday, December 2

Players Media Teleconference, 11:30 a.m.

Friday, December 6

Championship Game Press Conference, 1 p.m. (Bank of America Stadium)

Saturday, December 7

ACC Football Championship Game (Kickoff, TBD)

ACC FOOTBALL CHAMPIONSHIP HEADQUARTERS - CHARLOTTE MARRIOTT CITY CENTER

The Charlotte Marriott City Center will serve as both the ACC Championship Game headquarters and the media headquarters for the ACC's 15th Annual Football Championship Game. A media workroom and hospitality room with complimentary internet wireless connections will be available on Friday and Saturday. The Charlotte Marriott City Center is located at 100 W Trade St, Charlotte, NC 28202, (704) 333-9000.

IMPORTANT DATES FOR COVERING ACC FOOTBALL

Tuesday, September 3

- First ACC Player of the Week Awards announced at 1 p.m. Thereafter, weekly honors will be announced each Monday at 1 p.m. throughout the year.

Monday, November 4

- ACC Football Championship Game credential application website opens.

Sunday, December 1

- Jacobs Blocking Trophy announced, 1 p.m.
- ACC Football Championship Game participating coaches teleconference, 4-5 p.m.
- All-ACC Football Team voting ends at 5 p.m.

Monday, December 2

- ACC Football Championship Game participating student-athletes teleconference, 11:30 a.m.-12:30 p.m. (times subject to change)
- All-ACC Football Team announced, 3 p.m.
- Deadline for media credential applications to ACC Football Championship Game, 5 p.m.

Tuesday, December 3

- ACC Coach, Offensive, Defensive and Overall Rookie of the Year announced, 1 p.m.

Wednesday, December 4

- ACC Offensive, Defensive and Overall Player of the Year Announced, 1 p.m.

Thursday, December 5

- Jim Tatum Award (Top Football Scholar-Athlete) and Brian Piccolo Award, (Most Courageous Football Student-Athlete) announced, 11 a.m.

Friday, December 6

- ACC Football Championship Game Press Conference (Both participating coaches), 1 p.m., Bank of America Stadium
- ACC Night of Legends

Saturday, December 7

- 2019 ACC Football Championship Game, Bank of America Stadium, Charlotte, N.C.

Sunday, December 8

- Selection Sunday – College Football Playoff and ACC Bowl Teams announced

December 18, 2019 & February 5, 2020

- National Football Signing Days

COLLEGE FOOTBALL PLAYOFF RANKINGS

Each fall, the College Football Playoff Selection Committee meets in person to produce interim rankings before Selection Day. During each meeting, the selection committee ranks 25 teams.

The dates for the fall of 2019 are as follows:

Tuesday, Nov. 5

Tuesday, Nov. 12

Tuesday, Nov. 19

Tuesday, Nov. 26

Tuesday, Dec. 3

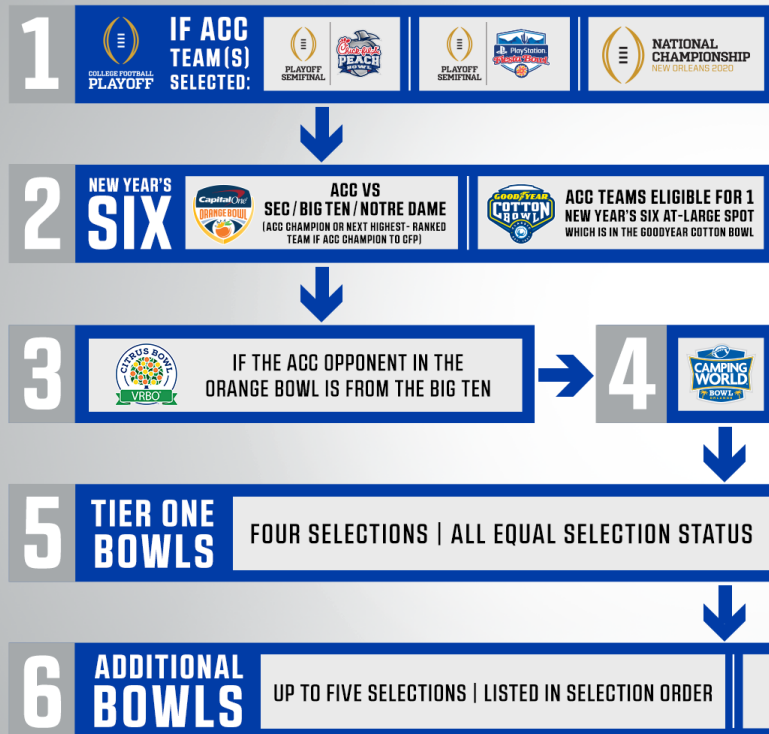
Sunday, Dec. 8 (selection day and playoff semifinal teams announced)

2020 ACC KICKOFF - THE WESTIN CHARLOTTE

Wednesday, July 22 (Coastal Division Coaches & Student-Athletes); Thursday, July 23 (Atlantic Division Coaches & Student-Athletes)

2019-20 ACC BOWL SELECTION PROCESS

THEACC.COM/BOWLS | @ACCFOOTBALL | #ACCFOOTBALL



ACC AFFILIATED BOWL GAMES

Mon., Dec 23	Bad Boy Mowers Gasparilla Bowl	AAC/C-USA/ACC	Tampa, Fla.	2:30 p.m.	ESPN
Thurs., Dec 26	Walk-On's Independence Bowl	ACC/SEC	Shreveport, La.	4 p.m.	ESPN
	Quick Lane Bowl	ACC/Big Ten	Detroit, Mich.	8 p.m.	ESPN
Fri., Dec 27	Military Bowl Presented by Northrop Grumman	ACC/AAC	Annapolis, Md.	Noon	ESPN
	New Era Pinstripe Bowl	ACC/Big Ten	Bronx, N.Y.	3:20 p.m.	ESPN
Sat., Dec 28	Camping World Bowl	ACC/Big 12	Orlando, Fla.	Noon	ABC
	Goodyear Cotton Bowl Classic	At-large/At-large	Arlington, Texas	Noon	ESPN
	Chick-fil-A Peach Bowl	At-large/At-large	Atlanta, Ga.	4 or 8 p.m.	ESPN
	PlayStation Fiesta Bowl	At-large/At-large	Glendale, Ariz.	4 or 8 p.m.	ESPN
Mon., Dec 30	Franklin American Music City Bowl	ACC/SEC or Big Ten	Nashville, Tenn.	4 p.m.	ESPN
	Capital One Orange Bowl	ACC/SEC, Big Ten or Notre Dame	Miami Gardens, Fla.	8 pm.	ESPN
Tues., Dec 31	Belk Bowl	ACC/SEC	Charlotte, N.C.	Noon	ESPN
	Hyundai Sun Bowl	ACC/Pac-12	El Paso, Texas	2 p.m.	CBS
Wed., Jan 1	VRBO Citrus Bowl	SEC/ACC or Big Ten	Orlando, Fla.	1 p.m.	ABC
Thurs., Jan 2	Tax Slayer Gator Bowl	ACC/Big Ten/SEC	Jacksonville, Fla.	7 p.m.	ESPN
	Birmingham Bowl	SEC/AAC/ACC	Birmingham, Ala.	3 p.m.	ESPN
Mon., Jan 13	CFP National Championship	At-large/At-large	New Orleans, La.	8 p.m.	ESPN

ACC BOWL SELECTION PROCESS

College Football Playoff (four teams)

The Chick-fil-A Peach Bowl and PlayStation Fiesta Bowl are national semifinal sites for the 2019 season. There is no limit on how many teams from one conference can appear in the CFP.

ACC Champion - Top Four CFP Ranking

If the ACC Champion is in the top four of the final CFP rankings, it will play in one of the national semifinal games.

ACC Champion - Not in Top Four CFP Ranking

If the ACC Champion is not in the top four of the final CFP rankings, it will appear in the Capital One Orange Bowl against the highest ranked available team from the Big Ten, SEC or Notre Dame following team selection by the Rose (Big Ten) and Sugar (SEC) Bowls.



HOME OF THE ACC

Capital One Orange Bowl

The Capital One Orange Bowl will host the ACC Champion (or highest ranked ACC team not ranked in the top four against the highest ranked available team from the Big Ten, SEC or Notre Dame following team selection by the Rose (Big Ten) and Sugar (SEC) bowls.

VRBO Citrus Bowl/Camping World Bowl

If the ACC opponent in the Capital One Orange Bowl is from the Big Ten, then an ACC team will be selected for the VRBO Citrus Bowl. The Camping World Bowl has the first pick of an ACC team after the CFP, New Year's Six Bowls and Citrus Bowl are filled.

Tier One Bowls (all equal selection status)

Belk Bowl
Franklin American Mortgage Music City Bowl or
TaxSlayer Gator Bowl
New Era Pinstripe Bowl
Hyundai Sun Bowl

Additional Bowls

Military Bowl Presented by Northrop Grumman
Walk-On's Independence Bowl
Quick Lane Bowl

Secondary*

Bad Boy Mowers Gasparilla Bowl
Birmingham Bowl

*If not filled by other conferences and additional ACC teams are available.



Friday, September 6
William & Mary (0-0, 0-0 CAA)
at Virginia (1-0, 1-0 ACC)
8 p.m.; ACC Network
Virginia leads series, 29-6-1
Last meeting: UVA, 28-10 (2017)

Head Coaches:

Virginia - Bronco Mendenhall (17-22 in fourth season at Virginia; 116-66 in 15th season overall)

William & Mary - Mike London (1-0 in first season at W&M; 63-61 in 11th season overall)

Notes: Virginia's home opener will include a familiar face on the opposing sidelines • William & Mary first-year head coach Mike London returns to Charlottesville, where he served as head coach from 2010-15 • Virginia posted a combined 27-46 record under London's watch, but he was named the ACC Coach of the Year in 2011, when he guided the Cavaliers to an 8-5 record and a Chick-fil-A Peach Bowl appearance • The Commonwealth schools resume a series that was first played in 1908 • This will be the 15th consecutive meeting between the teams in Charlottesville since they last met in Williamsburg in 1969 • Virginia has captured the last three meetings, most recently a 28-10 victory in the 2017 season opener • QB Kurt Benkert threw three touchdown passes to lead the Cavaliers, who would go on to play in the Military Bowl under then second-year head coach Bronco Mendenhall.



Friday, September 6
Wake Forest (1-0, 0-0 ACC)
at Rice (0-1, 0-0 C-USA)
8 p.m.; CBSN
Series Tied, 1-1-1
Last meeting: WFU, 56-24 (2018)

Head Coaches:

Wake Forest - Dave Clawson (29-35 in sixth season at Wake Forest; 119-115 in 20th season overall)

Rice - Mike Bloomgren (2-12 in second season at Rice and overall)

Notes: The Demon Deacons travel to Rice for their second of three consecutive Friday night dates to open the 2019 campaign • Wake Forest is facing the Owls for the second consecutive season following a 56-24 win last year in Winston-Salem • The Demon Deacons scored a pair of defensive touchdowns in the same game for the first time since 2008 in last season's meeting, and WR Greg Dortch finished with 11 receptions for 163 yards and four touchdowns • The series was first played in 1989, when the teams battled to a 17-17 tie in their first-ever meeting in Winston-Salem • Rice posted a 33-17 victory in Houston the following season • Friday night's meeting will be the second of four consecutive non-league games for Wake Forest to open the season • The Deacons return home to face North Carolina (a designated non-ACC) game on Sept. 13 and welcome Elon on Sept. 21.



Saturday, September 7
Ohio (1-0, 0-0 MAC)
at Pitt (0-1, 0-1 ACC)
11 a.m.; ACC Network
Pitt leads series, 7-1
Last meeting: Ohio, 16-10 (2005)

Head Coaches:

Pitt - Pat Narduzzi (28-25 in fifth season at Pitt and overall)

Ohio - Frank Solich (107-75 in 15th season at Ohio; 165-94 in 21st season overall)

Notes: The Panthers and Bobcats get an early start on Saturday as they renew a series that was first played in 1902 and most recently played in 2005 • Pitt won the first seven meetings between the programs before the Bobcats claimed a 16-10 overtime win at Athens, Ohio, on Sept. 9, 2005 • Dion Byrum picked off a Tyler Palko pass and returned it, untouched, 85 yards down the left sideline and into the end zone to lift the Bobcats to the stunning win • It was the first win at Ohio for current head coach Frank Solich, who turns 75 on Sunday and is the FBS's oldest head coach • The Panthers are 7-0 all-time in games versus Ohio in the city of Pittsburgh • Pitt outscored the Bobcats by a combined 156-0 in the first three games of the series (1902, 1905, 1910), and the programs then went 80 years before meeting again on Sept. 1, 1990 • The Panthers visit Penn State next weekend (Sept. 14) but play four of their first five games at home.



Saturday, September 7
No. 22/22 Syracuse (1-0, 0-0 ACC)
at Maryland (1-0, 0-0 Big Ten)
Noon; ESPN
Syracuse leads, 19-15-2
Last meeting: UMD, 34-20 (2014)

Head Coaches:

Syracuse - Dino Babers (19-19 in fourth season at Syracuse; 56-35 in eighth season overall)

Maryland - Michael Locksley (2-5 in second season at Maryland; 4-31 in fifth season overall)

Notes: The Orange hit the road for the second time in as many weeks to rekindle a series with Maryland that began in 1920 and was last played in 2014 • The Terrapins prevailed in that most recent meeting at the Carrier Dome, 34-20, as QB C.J. Brown threw for 280 yards and two touchdowns, and CB William Likely returned an interception 88 yards for another score • Syracuse won the lone meeting between the teams as fellow ACC members in 2013 at Maryland's Byrd Stadium by a 20-3 score • Syracuse had won five straight in the series (1987, 1988, 1991, 1994, 2013) prior to Maryland's 2014 victory • Current Syracuse coach Dino Babers last faced Maryland as head coach at Bowling Green in September of 2015 • Babers guided the visiting Falcons to a 48-27 win in College Park • Syracuse plays host to defending national champion Clemson on Sept. 14 in its home opener.



Saturday, September 7
Old Dominion (1-0, 0-0 C-USA)
at Virginia Tech (0-1, 0-1 ACC)
Noon; ESPN
Series tied, 1-1
Last meeting: ODU, 49-35 (2018)

Head Coaches:

Virginia Tech - Justin Fuente (25-16 in fourth season at Virginia Tech; 51-39 in eighth season overall)

Old Dominion - Bobby Wilder (77-45 in 11th season at Old Dominion and overall)

Notes: In-state opponents square off for the third consecutive year • Virginia Tech posted a 38-0 win in the programs' first-ever meeting two years ago in Blacksburg as RB Steven Peoples scored three touchdowns to lead No. 13 Hokies • The Monarchs turned the tables on the 10th-ranked Hokies last September before a record home crowd of 20,532 in Norfolk, as QB Blake LaRussa threw for 495 yards and four touchdowns and rushed for another • The win was ODU's first over a power-five opponent since restarting football in 2009 • With the exception of 2020 and 2021, the schools have agreed to meet every year through 2031 (13 games) • The Monarchs, who have booked past home-and-home series with NC State and North Carolina, have additional agreements in place with ACC members Wake Forest and Virginia for upcoming seasons, including a Sept. 21 road date with the Cavaliers this year.



Saturday, September 7
Western Carolina (0-1, 0-1 SoCon)
at NC State (1-0, 0-0 ACC)
12:30 p.m.; RSN
NC State leads, 6-0
Last meeting: NCSU, 48-7 (2010)

Head Coaches:

NC State - Dave Doeren (44-34 in seventh season at NC State; 67-38 in ninth season overall)

Western Carolina - Mark Speir (29-52 in eighth season at Western Carolina and overall)

Notes: Following last week's season opener against visiting East Carolina, the Wolfpack remains at home this weekend against another in-state opponent • NC State and Western Carolina first met late in the 1986 season, with the Wolfpack claiming a 31-18 win that remains the closest score in the series • The most recent meeting between teams came in September of 2010, when QB Russell Wilson passed for 306 yards and four touchdowns, and NC State scored on seven consecutive drives in a 48-7 victory • NC State has four games slated this season against in-state opponents, but the next does not come until Nov. 2 at Wake Forest • The Wolfpack is scheduled to close out the regular season on Nov. 30 at home versus North Carolina • Western Carolina visits an in-state ACC opponent for the second time in three games after closing out last season with a 49-26 loss at UNC.



Saturday, September 7
South Florida (0-1, 0-0 AAC)
at Georgia Tech (0-1, 0-1 ACC)
2 p.m.; ACC Network
South Florida leads series, 1-0
Last meeting: USF, 49-38 (2018)

Head Coaches:

Georgia Tech - Geoff Collins (0-1 in first season at Georgia Tech; 15-11 in third season overall)

USF - Charlie Strong (17-8 in third season at USF; 70-45 in 11th season overall)

Notes: After opening a home-and-home series versus Georgia Tech with a 49-38 victory last season in Tampa, South Florida makes the return trip to Atlanta • QB Blake Barnett rushed for two touchdowns and threw for two more in last season's meeting to lead the homestanding Bulls, who rallied from a 10-point deficit in the fourth quarter • USF returner Terrence Horne returned kickoffs for touchdowns of 98 and 97 yards on back-to-back first-quarter possessions, becoming just the 25th player in NCAA history to return two kickoffs for scores in the same game • The Yellow Jackets came up on the short end of the high-scoring game despite having three players rush for at least 95 yards • Saturday's game will mark the seventh for the Bulls against an ACC opponent in the last seven seasons • After opening last weekend at No. 1 and defending national champion Clemson, Georgia Tech plays three of its next four games at home.



Saturday, September 7
Richmond (1-0, 0-0 CAA)
at Boston College (1-0, 1-0 ACC)
3:30 p.m.; ACCNX
BC leads, 4-1
Last meeting: BC, 24-0 (1971)

Head Coaches:

Boston College - Steve Addazio (39-38 in seventh season at BC; 52-49 in ninth season overall)

Richmond - Russ Huesman (11-12 in third season at Richmond; 70-49 in 11th season overall)

Notes: Following a 47-year sabbatical, Boston College and Richmond resume a series that saw the programs meet five times from 1951 through 1971 • Boston College took two of the first three meetings at home in 1951-53, and then defeated the visiting Spiders by a 38-7 score in 1965 • The teams met at Richmond for the first time in 1971, with the Eagles posting a 24-0 shutout victory • Saturday's non-conference matchup is the second of three consecutive home games for Boston College to open this season, and the Eagles will play five of their first seven contests in Chestnut Hill • Boston College faces Richmond, Kansas, Rutgers and Notre Dame in non-conference play in 2019 • The Eagles are 20-9 in non-conference games under seventh-year head coach Steve Addazio • Richmond's five double-digit win seasons over the past 12 years are the most of any CAA program.



Saturday, September 7
#12/11 Texas A&M (1-0, 0-0 SEC)
at #1/1 Clemson (1-0, 1-0 ACC)
3:30 p.m.; ABC
Texas A&M leads series, 3-2
Last meeting: CU, 28-26 (2018)

Head Coaches:

Clemson - Dabo Swinney (117-30 in 12th season at Clemson and overall)

Texas A&M - Jimbo Fisher (10-4 in second season at Texas A&M; 93-27 in 10th season overall)

Notes: Saturday's matchup of ranked opponents finds No. 1 Clemson facing the team that came closest to defeating the Tigers during last season's national championship run • Clemson held on for last year's win when a potential game-tying two-point conversion pass by the Aggies' Kellen Mond – who had thrown for a career-high 430 yards and three touchdowns – was picked off in the end zone • This year's rematch showcases two of the game's premier QBs with Mond and Clemson's Trevor Lawrence, who keyed the Tigers to a 52-14 win over Georgia Tech in last week's season opener • It also features present and past ACC national championship coaches as Dabo Swinney leads Clemson against the Aggies and second-year head coach Jimbo Fisher • Fisher took the reins following an eight-year run at Florida State that was highlighted by the 2013 national championship and three consecutive ACC titles from 2012 through 2014.



Saturday, September 7
Louisiana-Monroe (1-0, 0-0 SBC)
at Florida State (0-1, 0-0 ACC)
5 p.m.; ACC Network
FSU leads, 2-0
Last meeting: FSU, 42-10 (2017)

Head Coaches:

Florida State - Willie Taggart (5-8 in second season at FSU; 52-57 in 10th season overall)

Louisiana-Monroe - Matt Viator (15-22 in fourth year at ULM; 93-55 in 14th year overall)

Notes: Saturday's game was set to be Florida State's true home opener, but the Seminoles will play in Tallahassee for the second straight week following last weekend's game versus Boise State at Doak Campbell Stadium • The FSU-Boise game was moved from Jacksonville, Fla., due to concern over the possible impact of Hurricane Dorian • The Seminoles will face ULM for the second time in three seasons • FSU defeated the Warhawks 42-10 on Dec. 2, 2017, to clinch bowl eligibility for the 36th consecutive year • Cam Akers and Jacques Patrick each ran for 100 yards and two TDs to lead the Seminoles, who played under the watch of Odell Haggins, who had been named interim head coach one day earlier after Jimbo Fisher's departure for Texas A&M • Haggins, now in his 26th season at his alma mater, remains on the staff as associate head coach and oversees the defensive line.



Saturday, September 7
NC A&T (1-0, 0-0 MEAC)
at Duke (0-1, 0-0 ACC)
6 p.m.; ACCNX
First meeting

Head Coaches:

Duke - David Cutcliffe (67-73 in 12th season at Duke; 111-102 in 18th season overall)

NC A&T - Sam Washington (11-2 in second season at North Carolina A&T and overall)

Notes: Duke opens its home slate with its first-ever meeting against North Carolina A&T, which entered this season as the favorite to claim its third consecutive MEAC championship • The Aggies are one of three in-state opponents on the Blue Devils' 2019 schedule (along with ACC foes Wake Forest and North Carolina), but the only one the Blue Devils will play at home • Duke is 10-1 in home openers under current head coach David Cutcliffe, including wins in each of the previous seven years • The Aggies will be facing an ACC opponent for the third time • North Carolina A&T fell 42-3 at Wake Forest on Sept. 18, 2004, in the program's first-ever game against an NCAA Division I-A opponent • The Aggies came out on the short end of the 53-14 score when they traveled to North Carolina early in the 2015 season (but won nine of their next 10 games to finish 10-2, including a win over Alcorn State in the Celebration Bowl).



Saturday, September 7
Eastern Kentucky (1-0, 0-0 OVC)
at Louisville (0-0, 0-0 ACC)
7 p.m.; ACCNX
Louisville leads 18-1
Last meeting: UL, 44-7 (2013)

Head Coaches:

Louisville - Scott Satterfield (0-0 in first season at Louisville; 51-24 in seventh season overall)

Eastern Kentucky - Mark Elder (15-19 in fourth season at Eastern Kentucky and overall)

Notes: Louisville renews its in-state rivalry with Eastern Kentucky in a series that was first played in 1927 and has seen the programs meet on 27 prior occasions • The Cardinals prevailed in the most recent matchup by a 44-7 score early in the 2013 season as QB Teddy Bridgewater completed 23 of 32 passes for 397 yards and four TDs • The Cardinals are 11-4-1 all-time versus the Colonels at home, with Eastern Kentucky's most recent win coming by a 45-21 score at Louisville late in the 1985 season • Eastern Kentucky is scheduled to visit Louisville again in 2021 and in 2025 • Louisville is 34-17-1 all-time versus current OVC teams • Saturday will mark the second of three consecutive non-conference games to open Louisville's season • The Cardinals will face Western Kentucky on Sept. 14 in Nashville, Tenn., before traveling to Florida State for their ACC opener on Sept. 21.



Saturday, Sept. 7
Miami (0-1, 0-0 ACC)
at North Carolina (1-0, 0-0 ACC)
8 p.m.; ACC Network
Series tied, 11-11
Last meeting: Miami, 47-10 (2018)

Head Coaches:

Miami - Manny Diaz (0-1 in first season at Miami and overall)

North Carolina - Mack Brown (70-46-1 in 11th season at North Carolina; 245-122-1 in 31st season overall)

Notes: North Carolina welcomes Coastal Division opponent Miami in the lone conference matchup of the busy ACC football weekend • The Hurricanes have won the last two meetings between the teams, including a 47-10 victory at Miami Gardens in a Thursday night game last Sept. 27 • The Hurricanes tied a school record with three defensive touchdowns as they squared the all-time series versus the Tar Heels at 11 wins apiece • Miami now holds an 8-7 edge in ACC games versus UNC • Saturday night will mark UNC head coach Mack Brown's first game appearance at Kenan Stadium since he led Texas to a 52-21 win over the Tar Heels on Sept. 14, 2002 • It will be Brown's first game at Kenan as the Tar Heels' head coach since a 50-14 win over Duke to close out the 1997 season • Miami seeks to win in back-to-back trips to UNC since winning at Kenan in both 2011 (30-24) and 2013 (27-23).

**2019 Atlantic Coast Conference
Conference Standings Through games of Sep 03, 2019**

Atlantic

Team	Conference	Pct.	PF	PA	Overall	Pct.	PF	PA	Home	Away	Neut	Streak
Clemson	1-0	1.000	52	14	1-0	1.000	52	14	1-0	0-0	0-0	Won 1
Boston College	1-0	1.000	35	28	1-0	1.000	35	28	1-0	0-0	0-0	Won 1
Wake Forest	0-0	.000	0	0	1-0	1.000	38	35	1-0	0-0	0-0	Won 1
NC State	0-0	.000	0	0	1-0	1.000	34	6	1-0	0-0	0-0	Won 1
Syracuse	0-0	.000	0	0	1-0	1.000	24	0	0-0	1-0	0-0	Won 1
Florida State	0-0	.000	0	0	0-1	.000	31	36	0-1	0-0	0-0	Lost 1
Louisville	0-0	.000	0	0	0-1	.000	17	35	0-1	0-0	0-0	Lost 1

Coastal

Team	Conference	Pct.	PF	PA	Overall	Pct.	PF	PA	Home	Away	Neut	Streak
Virginia	1-0	1.000	30	14	1-0	1.000	30	14	0-0	1-0	0-0	Won 1
North Carolina	0-0	.000	0	0	1-0	1.000	24	20	0-0	0-0	1-0	Won 1
Virginia Tech	0-1	.000	28	35	0-1	.000	28	35	0-0	0-1	0-0	Lost 1
Miami	0-0	.000	0	0	0-1	.000	20	24	0-0	0-0	0-1	Lost 1
Pitt	0-1	.000	14	30	0-1	.000	14	30	0-1	0-0	0-0	Lost 1
Georgia Tech	0-1	.000	14	52	0-1	.000	14	52	0-0	0-1	0-0	Lost 1
Duke	0-0	.000	0	0	0-1	.000	3	42	0-0	0-0	0-1	Lost 1

**2019 Atlantic Coast Conference
Team Statistics Through games of Sep 03, 2019**

SCORING OFFENSE	G	TD	FG	XPT	2XP	DXP	Saf	Pts	Avg/G
1. Clemson	1	7	1	7	0	0	0	52	52.0
2. Wake Forest	1	5	1	5	0	0	0	38	38.0
3. Boston College	1	5	0	5	0	0	0	35	35.0
4. NC State	1	4	2	4	0	0	0	34	34.0
5. Florida State	1	4	1	4	0	0	0	31	31.0
6. Virginia	1	3	3	3	0	0	0	30	30.0
7. Virginia Tech	1	4	0	4	0	0	0	28	28.0
8. North Carolina	1	2	3	1	1	0	0	24	24.0
Syracuse	1	3	1	3	0	0	0	24	24.0
10. Miami	1	2	2	2	0	0	0	20	20.0
11. Louisville	1	2	1	2	0	0	0	17	17.0
12. Pitt	1	2	0	2	0	0	0	14	14.0
Georgia Tech	1	2	0	2	0	0	0	14	14.0
14. Duke	1	0	1	0	0	0	0	3	3.0

SCORING DEFENSE	G	TD	FG	XPT	2XP	DXP	Saf	Pts	Avg/G
1. Syracuse	1	0	0	0	0	0	0	0	0.0
2. NC State	1	0	2	0	0	0	0	6	6.0
3. Clemson	1	2	0	2	0	0	0	14	14.0
Virginia	1	2	0	2	0	0	0	14	14.0
5. North Carolina	1	2	2	2	0	0	0	20	20.0
6. Miami	1	3	1	3	0	0	0	24	24.0
7. Boston College	1	4	0	4	0	0	0	28	28.0
8. Pitt	1	3	3	3	0	0	0	30	30.0
9. Louisville	1	5	0	5	0	0	0	35	35.0
Virginia Tech	1	5	0	5	0	0	0	35	35.0
Wake Forest	1	5	0	5	0	0	0	35	35.0
12. Florida State	1	3	5	3	0	0	0	36	36.0
13. Duke	1	6	0	6	0	0	0	42	42.0
14. Georgia Tech	1	7	1	7	0	0	0	52	52.0

TOTAL OFFENSE	G	Rush	Pass	Plays	Yards	Avg/P	TD	Avg/G
1. Clemson	1	411	221	79	632	8.0	7	632.0
2. Wake Forest	1	178	401	105	579	5.5	5	579.0
3. NC State	1	191	314	70	505	7.2	4	505.0
4. North Carolina	1	238	245	76	483	6.4	2	483.0
5. Virginia Tech	1	98	344	89	442	5.0	4	442.0
6. Boston College	1	157	275	75	432	5.8	5	432.0
7. Florida State	1	99	327	62	426	6.9	4	426.0
8. Louisville	1	249	134	75	383	5.1	2	383.0
9. Syracuse	1	192	176	79	368	4.7	3	368.0
10. Virginia	1	129	181	67	310	4.6	3	310.0
11. Miami	1	87	214	66	301	4.6	2	301.0
12. Georgia Tech	1	157	137	63	294	4.7	2	294.0
13. Pitt	1	78	185	71	263	3.7	2	263.0
14. Duke	1	107	97	54	204	3.8	0	204.0

TOTAL DEFENSE	G	Rush	Pass	Plays	Yards	Avg/P	TD	Avg/G
1. Syracuse	1	-4	238	76	234	3.1	0	234.0
2. Virginia	1	78	185	71	263	3.7	2	263.0
3. NC State	1	41	228	74	269	3.6	0	269.0
4. North Carolina	1	128	142	61	270	4.4	2	270.0
5. Clemson	1	157	137	63	294	4.7	2	294.0
6. Miami	1	50	254	55	304	5.5	3	304.0
7. Pitt	1	129	181	67	310	4.6	3	310.0
8. Louisville	1	230	193	65	423	6.5	5	423.0
9. Virginia Tech	1	157	275	75	432	5.8	5	432.0
10. Boston College	1	98	344	89	442	5.0	4	442.0
11. Duke	1	145	367	78	512	6.6	6	512.0
12. Wake Forest	1	180	416	79	596	7.5	5	596.0
13. Florida State	1	214	407	108	621	5.8	3	621.0
14. Georgia Tech	1	411	221	79	632	8.0	7	632.0

RUSHING OFFENSE	G	Att.	Yards	Avg/A	Long	TD	Avg/G
1. Clemson	1	49	411	8.4	90	5	411.0
2. Louisville	1	47	249	5.3	44	2	249.0
3. North Carolina	1	52	238	4.6	26	0	238.0
4. Syracuse	1	44	192	4.4	42	3	192.0
5. NC State	1	31	191	6.2	34	3	191.0
6. Wake Forest	1	58	178	3.1	26	2	178.0
7. Georgia Tech	1	45	157	3.5	39	1	157.0
Boston College	1	48	157	3.3	28	3	157.0
9. Virginia	1	33	129	3.9	27	1	129.0
10. Duke	1	32	107	3.3	16	0	107.0
11. Florida State	1	28	99	3.5	38	1	99.0
12. Virginia Tech	1	42	98	2.3	10	0	98.0
13. Miami	1	36	87	2.4	50	1	87.0
14. Pitt	1	30	78	2.6	16	1	78.0

RUSHING DEFENSE	G	Att.	Yards	Avg/A	Long	TD	Avg/G
1. Syracuse	1	34	-4	-0.1	12	0	-4.0
2. NC State	1	29	41	1.4	12	0	41.0
3. Miami	1	28	50	1.8	15	1	50.0
4. Virginia	1	30	78	2.6	16	1	78.0
5. Boston College	1	42	98	2.3	10	0	98.0
6. North Carolina	1	31	128	4.1	34	1	128.0
7. Pitt	1	33	129	3.9	27	1	129.0
8. Duke	1	42	145	3.5	37	2	145.0
9. Clemson	1	45	157	3.5	39	1	157.0
Virginia Tech	1	48	157	3.3	28	3	157.0
11. Wake Forest	1	31	180	5.8	59	2	180.0
12. Florida State	1	57	214	3.8	24	2	214.0
13. Louisville	1	42	230	5.5	37	4	230.0
14. Georgia Tech	1	49	411	8.4	90	5	411.0

PASS OFFENSE	G	Comp	Att	Int	Pct.	Yds	Avg/A	TD	Avg/G
1. Wake Forest	1	34	47	0	72.3	401	8.5	3	401.0
2. Virginia Tech	1	29	47	3	61.7	344	7.3	4	344.0
3. Florida State	1	23	34	0	67.6	327	9.6	3	327.0
4. NC State	1	26	39	0	66.7	314	8.1	1	314.0
5. Boston College	1	15	27	1	55.6	275	10.2	2	275.0
6. North Carolina	1	15	24	0	62.5	245	10.2	2	245.0
7. Clemson	1	18	30	2	60.0	221	7.4	2	221.0
8. Miami	1	19	30	0	63.3	214	7.1	1	214.0
9. Pitt	1	21	41	2	51.2	185	4.5	1	185.0
10. Virginia	1	20	34	0	58.8	181	5.3	2	181.0
11. Syracuse	1	17	35	2	48.6	176	5.0	0	176.0
12. Georgia Tech	1	7	18	2	38.9	137	7.6	1	137.0
13. Louisville	1	12	28	0	42.9	134	4.8	0	134.0
14. Duke	1	12	22	2	54.5	97	4.4	0	97.0

PASS DEFENSE	G	Comp	Att	Int	Pct.	Yds	Avg/A	TD	Avg/G
1. Clemson	1	7	18	2	38.9	137	7.6	1	137.0
2. North Carolina	1	16	30	2	53.3	142	4.7	1	142.0
3. Pitt	1	20	34	0	58.8	181	5.3	2	181.0
4. Virginia	1	21	41	2	51.2	185	4.5	1	185.0
5. Louisville	1	14	23	0	60.9	193	8.4	1	193.0
6. Georgia Tech	1	18	30	2	60.0	221	7.4	2	221.0
7. NC State	1	26	45	1	57.8	228	5.1	0	228.0
8. Syracuse	1	21	42	2	50.0	238	5.7	0	238.0
9. Miami	1	17	27	2	63.0	254	9.4	2	254.0
10. Virginia Tech	1	15	27	1	55.6	275	10.2	2	275.0
11. Boston College	1	29	47	3	61.7	344	7.3	4	344.0
12. Duke	1	30	36	0	83.3	367	10.2	4	367.0
13. Florida State	1	30	51	1	58.8	407	8.0	1	407.0
14. Wake Forest	1	33	48	3	68.8	416	8.7	3	416.0

2019 Atlantic Coast Conference
Team Statistics Through games of Sep 03, 2019

PASS EFFICIENCY	G	Comp-Att-Int	Pct.	Yds	Avg/G	TD	Effic.
1. Florida State	1	23-34-0	67.6	327	327.0	3	177.6
2. North Carolina	1	15-24-0	62.5	245	245.0	2	175.8
3. Wake Forest	1	34-47-0	72.3	401	401.0	3	165.1
4. Boston College	1	15-27-1	55.6	275	275.0	2	158.1
5. NC State	1	26-39-0	66.7	314	314.0	1	142.8
6. Virginia Tech	1	29-47-3	61.7	344	344.0	4	138.5
7. Miami	1	19-30-0	63.3	214	214.0	1	134.3
8. Clemson	1	18-30-2	60.0	221	221.0	2	130.5
9. Virginia	1	20-34-0	58.8	181	181.0	2	123.0
10. Georgia Tech	1	7-18-2	38.9	137	137.0	1	98.9
11. Pitt	1	21-41-2	51.2	185	185.0	1	87.4
12. Louisville	1	12-28-0	42.9	134	134.0	0	83.1
13. Syracuse	1	17-35-2	48.6	176	176.0	0	79.4
14. Duke	1	12-22-2	54.5	97	97.0	0	73.4

INTERCEPTIONS	G	No.	Yards	TD	Long	Avg.
1. Wake Forest	1	3	1	0	1	0.3
2. Boston College	1	3	0	0	0	0.0
3. Virginia	1	2	11	0	9	5.5
4. North Carolina	1	2	33	0	42	16.5
5. Clemson	1	2	19	0	13	9.5
6. Miami	1	2	41	0	22	20.5
7. Syracuse	1	2	10	0	10	5.0
8. Georgia Tech	1	2	39	0	41	19.5
9. Virginia Tech	1	1	0	0	0	0.0
NC State	1	1	0	0	0	0.0
11. Florida State	1	1	4	0	4	4.0
12. Louisville	1	0	0	0	0	0.0
Pitt	1	0	0	0	0	0.0
Duke	1	0	0	0	0	0.0

PASS DEFENSE EFFIC.	G	Comp-Att-Int	Pct.	Yds	Avg/G	TD	Effic.
1. Virginia	1	21-41-2	51.2	185	185.0	1	87.4
2. Syracuse	1	21-42-2	50.0	238	238.0	0	88.1
3. North Carolina	1	16-30-2	53.3	142	142.0	1	90.8
4. NC State	1	26-45-1	57.8	228	228.0	0	95.9
5. Clemson	1	7-18-2	38.9	137	137.0	1	98.9
6. Pitt	1	20-34-0	58.8	181	181.0	2	123.0
7. Florida State	1	30-51-1	58.8	407	407.0	1	128.4
8. Georgia Tech	1	18-30-2	60.0	221	221.0	2	130.5
9. Boston College	1	29-47-3	61.7	344	344.0	4	138.5
10. Louisville	1	14-23-0	60.9	193	193.0	1	145.7
11. Wake Forest	1	33-48-3	68.8	416	416.0	3	149.7
12. Miami	1	17-27-2	63.0	254	254.0	2	151.6
13. Virginia Tech	1	15-27-1	55.6	275	275.0	2	158.1
14. Duke	1	30-36-0	83.3	367	367.0	4	205.6

PUNTING	G	No.	Yards	Avg/P	Ret.	Avg/R	TB	Net/P
1. Syracuse	1	6	295	49.2	2	0.3	1	45.5
2. Louisville	1	5	207	41.4	-2	-0.4	0	41.8
3. Virginia Tech	1	6	273	45.5	23	3.8	0	41.7
4. Florida State	1	7	308	44.0	-3	-0.4	1	41.6
5. Virginia	1	4	182	45.5	0	0.0	1	40.5
6. Clemson	1	3	120	40.0	0	0.0	0	40.0
7. Georgia Tech	1	8	345	43.1	8	1.0	1	39.6
8. Wake Forest	1	5	213	42.6	0	0.0	1	38.6
9. Miami	1	4	170	42.5	19	4.8	0	37.8
10. Duke	1	6	243	40.5	0	0.0	1	37.2
11. Boston College	1	6	231	38.5	9	1.5	0	37.0
12. NC State	1	5	208	41.6	12	2.4	2	31.2
13. Pitt	1	5	172	34.4	21	4.2	0	30.2
14. North Carolina	1	5	208	41.6	66	13.2	0	28.4

KICKOFF RETURNS	G	No.	Yards	TD	Long	Avg.
1. Miami	1	1	32	0	32	32.0
2. Pitt	1	1	26	0	26	26.0
3. Virginia	1	2	48	0	30	24.0
4. Wake Forest	1	2	46	0	23	23.0
5. Virginia Tech	1	3	63	0	29	21.0
6. Louisville	1	3	59	0	26	19.7
7. Clemson	1	3	58	0	32	19.3
8. Boston College	1	3	55	0	20	18.3
9. Florida State	1	1	17	0	17	17.0
10. Georgia Tech	1	3	40	0	16	13.3
11. North Carolina	1	1	13	0	13	13.0
12. Syracuse	1	0	0	0	0	0.0
Duke	1	0	0	0	0	0.0
NC State	1	0	0	0	0	0.0

KICKOFF COVERAGE	G	No.	Yards	Avg.	Ret.	TB	NetAvg
1. Syracuse	1	5	319	63.8	48	2	44.2
2. Clemson	1	9	585	65.0	40	6	43.9
3. Virginia	1	7	425	60.7	26	4	42.7
4. Boston College	1	6	387	64.5	63	3	41.5
5. Virginia Tech	1	4	245	61.2	55	1	41.2
6. Louisville	1	4	205	51.2	16	1	41.0
7. Florida State	1	6	390	65.0	20	5	40.8
8. Pitt	1	3	194	64.7	48	1	40.3
9. NC State	1	7	427	61.0	72	3	40.0
10. Duke	1	2	101	50.5	22	0	39.5
11. Miami	1	5	315	63.0	44	3	39.2
12. Wake Forest	1	7	414	59.1	18	5	38.7
13. Georgia Tech	1	3	170	56.7	58	0	37.3
14. North Carolina	1	6	375	62.5	100	3	33.3

PUNT RETURN AVG	G	No.	Yards	TD	Long	Avg.
1. Florida State	1	1	22	0	22	22.0
2. North Carolina	1	1	15	0	15	15.0
3. Syracuse	1	3	41	0	31	13.7
4. Virginia	1	2	21	0	12	10.5
5. NC State	1	3	26	0	16	8.7
6. Clemson	1	1	8	0	8	8.0
7. Boston College	1	4	23	0	12	5.8
8. Virginia Tech	1	2	9	0	7	4.5
9. Duke	1	1	3	0	3	3.0
10. Wake Forest	1	1	1	0	1	1.0
11. Pitt	1	1	0	0	0	0.0
Georgia Tech	1	1	0	0	0	0.0
Louisville	1	0	0	0	0	0.0
14. Miami	1	1	-1	0	1	-1.0

FIELD GOALS	G	Made	Att	Pct.
1. NC State	1	2	2	1.000
Syracuse	1	1	1	1.000
Clemson	1	1	1	1.000
Duke	1	1	1	1.000
Louisville	1	1	1	1.000
Florida State	1	1	1	1.000
Wake Forest	1	1	1	1.000
8. Virginia	1	3	4	.750
North Carolina	1	3	4	.750
10. Miami	1	2	3	.667
11. Boston College	1	0	1	.000
Georgia Tech	1	0	0	.000
Pitt	1	0	1	.000
Virginia Tech	1	0	0	.000

2019 Atlantic Coast Conference
Team Statistics Through games of Sep 03, 2019

PAT KICKING	G	Made	Att	Pct.
1. Clemson	1	7	7	1.000
Wake Forest	1	5	5	1.000
Boston College	1	5	5	1.000
Florida State	1	4	4	1.000
Virginia Tech	1	4	4	1.000
NC State	1	4	4	1.000
Virginia	1	3	3	1.000
Syracuse	1	3	3	1.000
Louisville	1	2	2	1.000
Miami	1	2	2	1.000
Pitt	1	2	2	1.000
Georgia Tech	1	2	2	1.000
North Carolina	1	1	1	1.000
14. Duke	1	0	0	.000

SACKS BY	G	No.	Yards	Avg/G
1. Syracuse	1	8	51	8.00
2. Florida State	1	6	37	6.00
3. Virginia	1	4	28	4.00
4. Louisville	1	3	14	3.00
NC State	1	3	24	3.00
Pitt	1	3	18	3.00
North Carolina	1	3	19	3.00
Clemson	1	3	19	3.00
9. Boston College	1	2	12	2.00
10. Miami	1	1	9	1.00
Duke	1	1	6	1.00
Wake Forest	1	1	2	1.00
Virginia Tech	1	1	6	1.00
14. Georgia Tech	1	0	0	0.00

SACKS AGAINST	G	No.	Yards	Avg/G
1. NC State	1	0	0	0.00
Clemson	1	0	0	0.00
3. Boston College	1	1	6	1.00
Duke	1	1	8	1.00
5. Virginia Tech	1	2	12	2.00
Syracuse	1	2	7	2.00
7. North Carolina	1	3	24	3.00
Georgia Tech	1	3	19	3.00
Wake Forest	1	3	19	3.00
Virginia	1	3	18	3.00
11. Pitt	1	4	28	4.00
Louisville	1	4	28	4.00
Florida State	1	4	30	4.00
14. Miami	1	10	60	10.00

FIRST DOWNS	G	Rush	Pass	Pen	Total	Avg/G
1. Wake Forest	1	10	18	2	30	30.0
2. Virginia Tech	1	11	17	1	29	29.0
Clemson	1	20	9	0	29	29.0
4. North Carolina	1	11	12	1	24	24.0
5. NC State	1	9	12	2	23	23.0
6. Louisville	1	14	6	1	21	21.0
7. Virginia	1	10	7	3	20	20.0
Miami	1	4	11	5	20	20.0
9. Florida State	1	7	12	0	19	19.0
10. Boston College	1	10	8	0	18	18.0
11. Syracuse	1	6	9	2	17	17.0
12. Pitt	1	7	6	2	15	15.0
13. Georgia Tech	1	8	5	0	13	13.0
14. Duke	1	4	4	3	11	11.0

OPPONENT 1ST DOWNS	G	Rush	Pass	Pen	Total	Avg/G
1. Clemson	1	8	5	0	13	13.0
2. Virginia	1	7	6	2	15	15.0
North Carolina	1	6	6	3	15	15.0
4. Miami	1	4	11	2	17	17.0
5. Louisville	1	9	9	0	18	18.0
NC State	1	3	12	3	18	18.0
Virginia Tech	1	10	8	0	18	18.0
Syracuse	1	4	10	4	18	18.0
9. Pitt	1	10	7	3	20	20.0
10. Wake Forest	1	6	16	1	23	23.0
11. Boston College	1	11	17	1	29	29.0
Georgia Tech	1	20	9	0	29	29.0
13. Duke	1	14	15	1	30	30.0
14. Florida State	1	15	22	1	38	38.0

3RD-DOWN CONVERSIONS	G	Conv.	Att.	Pct.
1. Wake Forest	1	13	24	54.2
2. Clemson	1	6	12	50.0
3. Boston College	1	9	19	47.4
4. Virginia	1	7	15	46.7
5. Virginia Tech	1	8	18	44.4
6. Pitt	1	7	16	43.8
7. Syracuse	1	8	19	42.1
8. Louisville	1	6	15	40.0
9. NC State	1	4	12	33.3
10. Georgia Tech	1	5	16	31.2
North Carolina	1	5	16	31.2
12. Duke	1	3	12	25.0
13. Miami	1	2	13	15.4
14. Florida State	1	1	12	8.3

OPP 3RD-DN CONVERT	G	Conv.	Att.	Pct.
1. Syracuse	1	3	16	18.8
2. Miami	1	2	10	20.0
3. North Carolina	1	3	12	25.0
4. Clemson	1	5	16	31.2
5. NC State	1	5	15	33.3
6. Wake Forest	1	6	16	37.5
7. Louisville	1	5	12	41.7
8. Virginia	1	7	16	43.8
9. Boston College	1	8	18	44.4
10. Pitt	1	7	15	46.7
11. Virginia Tech	1	9	19	47.4
12. Duke	1	6	12	50.0
Georgia Tech	1	6	12	50.0
14. Florida State	1	10	19	52.6

4TH-DOWN CONVERSIONS	G	Conv.	Att.	Pct.
1. Virginia Tech	1	3	3	100.0
2. North Carolina	1	1	2	50.0
Clemson	1	1	2	50.0
Boston College	1	1	2	50.0
Florida State	1	1	2	50.0
Louisville	1	1	2	50.0
Syracuse	1	2	4	50.0
8. Wake Forest	1	2	5	40.0
9. NC State	1	0	1	0.0
Pitt	1	0	1	0.0
Duke	1	0	2	0.0
Georgia Tech	1	0	2	0.0
Virginia	1	0	0	0.0
Miami	1	0	2	0.0

2019 Atlantic Coast Conference
Team Statistics Through games of Sep 03, 2019

OPP 4TH-DN CONVERT	G	Conv.	Att.	Pct.
1. North Carolina	1	0	0	0.0
Pitt	1	0	0	0.0
Clemson	1	0	2	0.0
Virginia	1	0	1	0.0
Florida State	1	0	0	0.0
Louisville	1	0	1	0.0
Syracuse	1	0	1	0.0
Wake Forest	1	0	1	0.0
NC State	1	0	0	0.0
10. Georgia Tech	1	1	2	50.0
Virginia Tech	1	1	2	50.0
12. Boston College	1	3	3	100.0
Duke	1	2	2	100.0
Miami	1	4	4	100.0

PENALTIES	G	No.	Yards	Avg/G
1. Georgia Tech	1	2	10	10.0
2. Wake Forest	1	1	15	15.0
3. Virginia Tech	1	4	20	20.0
4. Boston College	1	6	32	32.0
5. Virginia	1	3	35	35.0
6. Clemson	1	6	43	43.0
7. Florida State	1	5	44	44.0
8. Louisville	1	8	50	50.0
9. Pitt	1	5	51	51.0
10. Duke	1	8	52	52.0
11. NC State	1	6	55	55.0
12. Syracuse	1	10	88	88.0
13. North Carolina	1	10	90	90.0
14. Miami	1	14	118	118.0

OPPONENT PENALTIES	G	No.	Yards	Avg/G
1. Miami	1	9	100	100.0
2. Duke	1	8	88	88.0
3. Wake Forest	1	8	84	84.0
4. North Carolina	1	9	75	75.0
5. Syracuse	1	5	55	55.0
6. NC State	1	5	53	53.0
7. Virginia	1	5	51	51.0
8. Georgia Tech	1	6	43	43.0
9. Pitt	1	3	35	35.0
Florida State	1	6	35	35.0
11. Virginia Tech	1	6	32	32.0
12. Louisville	1	4	20	20.0
Boston College	1	4	20	20.0
14. Clemson	1	2	10	10.0

TIME OF POSSESSION	G	Total possession	Avg/G
1. Miami	1	36:13	36:13
Wake Forest	1	36:13	36:13
3. Virginia	1	34:16	34:16
4. Virginia Tech	1	33:58	33:58
5. North Carolina	1	33:42	33:42
6. Clemson	1	33:13	33:13
7. Louisville	1	32:00	32:00
8. Syracuse	1	31:03	31:03
9. NC State	1	30:38	30:38
10. Georgia Tech	1	26:47	26:47
11. Boston College	1	26:02	26:02
12. Pitt	1	25:44	25:44
13. Duke	1	23:23	23:23
14. Florida State	1	19:57	19:57

TURNOVER MARGIN	Gained			Lost			Margin	Per/G
	Fum	Int	Tot	Fum	Int	Tot		
1. Boston College	1	2	3	5	0	1	1	+4 4.00
2. Miami	1	2	2	4	1	0	1	+3 3.00
3. Virginia	1	0	2	2	0	0	0	+2 2.00
Wake Forest	1	0	3	3	1	0	1	+2 2.00
NC State	1	1	1	2	0	0	0	+2 2.00
6. Clemson	1	2	2	4	1	2	3	+1 1.00
North Carolina	1	0	2	2	1	0	1	+1 1.00
Florida State	1	2	1	3	2	0	2	+1 1.00
Syracuse	1	2	2	4	1	2	3	+1 1.00
10. Georgia Tech	1	1	2	3	2	2	4	-1 -1.00
11. Louisville	1	1	0	1	3	0	3	-2 -2.00
Duke	1	1	0	1	1	2	3	-2 -2.00
Pitt	1	0	0	0	0	2	2	-2 -2.00
14. Virginia Tech	1	0	1	1	2	3	5	-4 -4.00

RED ZONE OFFENSE	G	Scores	Pct.	TDs	(R-P)	FGs	TurnO
1. Virginia	1	5-5	100.0	3	1-2	2-2	0
NC State	1	4-4	100.0	2	2-0	2-2	0
North Carolina	1	4-4	100.0	1	0-1	3-3	0
Pitt	1	2-2	100.0	2	1-1	0-0	0
Louisville	1	2-2	100.0	2	2-0	0-0	0
Florida State	1	2-2	100.0	1	0-1	1-1	0
7. Clemson	1	3-4	75.0	3	3-0	0-0	0
Virginia Tech	1	3-4	75.0	3	0-3	0-0	1
9. Wake Forest	1	5-7	71.4	4	2-2	1-1	0
10. Syracuse	1	2-3	66.7	2	2-0	0-0	1
Miami	1	2-3	66.7	1	0-1	1-2	0
12. Boston College	1	3-5	60.0	3	2-1	0-1	0
13. Georgia Tech	1	1-2	50.0	1	1-0	0-0	1
Duke	1	1-2	50.0	0	0-0	1-1	0

RED ZONE DEFENSE	G	Scores	Pct.	TDs	(R-P)	FGs	TurnO
1. Syracuse	1	0-2	0.0	0	0-0	0-1	1
2. Clemson	1	1-2	50.0	1	1-0	0-0	1
NC State	1	1-2	50.0	0	0-0	1-1	1
4. Wake Forest	1	3-5	60.0	3	2-1	0-0	1
Virginia Tech	1	3-5	60.0	3	2-1	0-1	0
6. Georgia Tech	1	3-4	75.0	3	3-0	0-0	0
Miami	1	3-4	75.0	2	1-1	1-1	1
Boston College	1	3-4	75.0	3	0-3	0-0	1
9. North Carolina	1	2-2	100.0	0	0-0	2-2	0
Virginia	1	2-2	100.0	2	1-1	0-0	0
Duke	1	3-3	100.0	3	1-2	0-0	0
Louisville	1	4-4	100.0	4	4-0	0-0	0
Pitt	1	5-5	100.0	3	1-2	2-2	0
Florida State	1	8-8	100.0	3	2-1	5-5	0

ON-SIDE KICKS BY	G	Recovered	Attempts	Success%
1. Virginia Tech	1	0	1	0.0
Clemson	1	0	0	0.0
NC State	1	0	0	0.0
Wake Forest	1	0	0	0.0
Georgia Tech	1	0	0	0.0
Miami	1	0	0	0.0
Boston College	1	0	0	0.0
North Carolina	1	0	0	0.0
Virginia	1	0	0	0.0
Duke	1	0	0	0.0
Louisville	1	0	0	0.0
Pitt	1	0	0	0.0
Florida State	1	0	0	0.0
Syracuse	1	0	0	0.0

2019 Atlantic Coast Conference
Team Statistics Through games of Sep 03, 2019

ON-SIDE KICKS AGAINST	G	Recovered	Attempts	Success%
1. Boston College	1	0	1	0.0
Clemson	1	0	0	0.0
NC State	1	0	0	0.0
Wake Forest	1	0	0	0.0
Georgia Tech	1	0	0	0.0
Miami	1	0	0	0.0
North Carolina	1	0	0	0.0
Virginia	1	0	0	0.0
Duke	1	0	0	0.0
Louisville	1	0	0	0.0
Pitt	1	0	0	0.0
Florida State	1	0	0	0.0
Syracuse	1	0	0	0.0
Virginia Tech	1	0	0	0.0

ATTENDANCE	Home	Away	Neutral	Total
Boston College	1-35213	0-0	0-0	1-35213
Clemson	1-79118	0-0	0-0	1-79118
Duke	0-0	0-0	1-71916	1-71916
Florida State	1-50917	0-0	0-0	1-50917
Georgia Tech	0-0	1-79118	0-0	1-79118
Louisville	1-58187	0-0	0-0	1-58187
Miami	0-0	0-0	1-66543	1-66543
NC State	1-57633	0-0	0-0	1-57633
North Carolina	0-0	0-0	1-52183	1-52183
Pitt	1-47144	0-0	0-0	1-47144
Syracuse	0-0	1-21671	0-0	1-21671
Virginia	0-0	1-47144	0-0	1-47144
Virginia Tech	0-0	1-35213	0-0	1-35213
Wake Forest	1-29027	0-0	0-0	1-29027
Totals	7-51034	4-45786	3-63547	14-52216

**2019 Atlantic Coast Conference
Individual Statistics Through games of Sep 03, 2019**

RUSHING	Cl	G	Att.	Yds	Avg.	TD	Lg	Avg/G
1. Travis Etienne-CU	Jr	1	12	205	17.1	3	90	205.0
2. Javian Hawkins-UL	Fr	1	19	122	6.4	0	44	122.0
3. Cam Akers-FS	Jr	1	15	116	7.7	1	38	116.0
4. Cade Carney-WF	Sr	1	25	105	4.2	0	26	105.0
5. Javonte Williams-NC	So	1	18	102	5.7	0	26	102.0
6. Dallas, D.-UM	Jr	1	11	94	8.5	1	50	94.0
7. Moe Neal-SU	Sr	1	14	89	6.4	1	42	89.0
8. AJ Dillon-BC	Jr	1	23	81	3.5	1	17	81.0
9. Michael Carter-NC	Jr	1	16	77	4.8	0	26	77.0
10. Jordan Mason-GT	So	1	13	72	5.5	1	14	72.0

PASSING AVG/GAME	Cl	G	Comp-Att-Int	Yds	TD	Avg/G
1. Jamie Newman-WF	Jr	1	34-47-0	401	3	401.0
2. Ryan Willis-VT	Sr	1	29-47-3	344	4	344.0
3. James Blackman-FS	So	1	23-33-0	327	3	327.0
4. Matthew McKay-ST	So	1	25-37-0	308	1	308.0
5. Anthony Brown-BC	Jr	1	15-26-0	275	2	275.0
6. Sam Howell-NC	Fr	1	15-24-0	245	2	245.0
7. Williams, J.-UM	Fr	1	19-30-0	214	1	214.0
8. Kenny Pickett-UP	Jr	1	21-41-2	185	1	185.0
9. Bryce Perkins-VA	Sr	1	20-34-0	181	2	181.0
10. Tommy DeVito-SU	So	1	17-35-2	176	0	176.0

PASS EFFICIENCY	Cl	G	Comp-Att-Int	Yds	TD	Eff.
1. James Graham-GT	Fr	1	4-7-0	72	1	190.7
2. James Blackman-FS	So	1	23-33-0	327	3	182.9
3. Chase Brice-CU	So	1	5-7-0	53	1	182.2
4. Sam Howell-NC	Fr	1	15-24-0	245	2	175.8
5. Anthony Brown-BC	Jr	1	15-26-0	275	2	171.9
6. Jamie Newman-WF	Jr	1	34-47-0	401	3	165.1
7. Matthew McKay-ST	So	1	25-37-0	308	1	146.4
8. Ryan Willis-VT	Sr	1	29-47-3	344	4	138.5
9. Williams, J.-UM	Fr	1	19-30-0	214	1	134.3
10. Bryce Perkins-VA	Sr	1	20-34-0	181	2	123.0

RECEPTIONS/GAME	Cl	G	No.	Yds	TD	Lg	Yds/G	Rec/G
1. Kendall Hinton-WF	Sr	1	9	66	1	18	66.0	9.0
2. Sage Surratt-WF	So	1	7	158	1	70	158.0	7.0
Emeka Emezie-ST	Jr	1	7	70	0	16	70.0	7.0
Joe Reed-VA	Sr	1	7	34	0	14	34.0	7.0
5. Thayer Thomas-ST	So	1	6	83	0	19	83.0	6.0
Tayvion Robinson-VT	Fr	1	6	72	1	20	72.0	6.0
Steve Claude-WF	Sr	1	6	70	0	20	70.0	6.0
Maurice Ffrench-UP	Sr	1	6	54	0	16	54.0	6.0
Taysir Mack-UP	Jr	1	6	33	0	8	33.0	6.0
10. Jordan, B.-UM	So	1	5	88	1	25	88.0	5.0

RECEIVE YDS/GAME	Cl	G	No.	Yds	TD	Lg	Avg/C	Yds/G
1. Sage Surratt-WF	So	1	7	158	1	70	22.6	158.0
2. Tamorrion Terry-FS	So	1	4	99	1	75	24.8	99.0
3. Tee Higgins-CU	Jr	1	4	98	1	62	24.5	98.0
Hezekiah Grimsley-VT	Jr	1	4	98	1	55	24.5	98.0
5. Zay Flowers-BC	Fr	1	2	91	1	58	45.5	91.0
6. Jordan, B.-UM	So	1	5	88	1	25	17.6	88.0
7. Thayer Thomas-ST	So	1	6	83	0	19	13.8	83.0
8. Dazz Newsome-NC	Jr	1	4	74	0	31	18.5	74.0
Damontay Rhem-ST	Sr	1	4	74	1	48	18.5	74.0
10. Kobay White-BC	Jr	1	3	73	1	56	24.3	73.0

TOTAL OFFENSE	Cl	G	Rush	Pass	Plays	Total	Yds/G
1. Jamie Newman-WF	Jr	1	36	401	68	437	437.0
2. Ryan Willis-VT	Sr	1	13	344	60	357	357.0
3. Matthew McKay-ST	So	1	35	308	43	343	343.0
4. James Blackman-FS	So	1	-25	327	40	302	302.0
5. Anthony Brown-BC	Jr	1	15	275	31	290	290.0
6. Sam Howell-NC	Fr	1	6	245	34	251	251.0
7. Bryce Perkins-VA	Sr	1	44	181	52	225	225.0
8. Travis Etienne-CU	Jr	1	205	0	12	205	205.0
9. Kenny Pickett-UP	Jr	1	16	185	53	201	201.0
Jawon Pass-UL	Jr	1	67	134	43	201	201.0

SCORING	Cl	G	TD	FG	XPT	2XP	Pts	Pts/G
1. Travis Etienne-CU	Jr	1	3	0	0	0	18	18.0
2. Jawon Pass-UL	Jr	1	2	0	0	0	12	12.0
Matthew McKay-ST	So	1	2	0	0	0	12	12.0
Brian Delaney-VA	Jr	1	0	3	3	0	12	12.0
5. Noah Ruggles-NC	So	1	0	3	1	0	10	10.0
Christopher Dunn-ST	So	1	0	2	4	0	10	10.0
B.T. Potter-CU	So	1	0	1	7	0	10	10.0
8. Baxa, B.-UM	So	1	0	2	2	0	8	8.0
Nick Sciba-WF	So	1	0	1	5	0	8	8.0
10. Ricky Aguayo-FS	Sr	1	0	1	4	0	7	7.0

SCORING (TDs)	Cl	G	TD	Run	Pass	Ret	Pat	Pts	Avg/G
1. Travis Etienne-CU	Jr	1	3	3	0	0	0	18	18.0
2. Jawon Pass-UL	Jr	1	2	2	0	0	0	12	12.0
Matthew McKay-ST	So	1	2	2	0	0	0	12	12.0
4. Christian Beal-Smith-WF	So	1	1	1	0	0	0	6	6.0
Anthony Brown-BC	Jr	1	1	1	0	0	0	6	6.0
David Bailey-BC	So	1	1	1	0	0	0	6	6.0
Frank Ladson Jr.-CU	Fr	1	1	0	1	0	0	6	6.0
Keyshawn Helton-FS	So	1	1	0	1	0	0	6	6.0
Trevor Lawrence-CU	So	1	1	1	0	0	0	6	6.0
Hasise Dubois-VA	Sr	1	1	0	1	0	0	6	6.0

SCORING (KICK)	Cl	G	PAT	FG	Pts	Avg/G
1. Brian Delaney-VA	Jr	1	3-3	3-4	12	12.0
2. B.T. Potter-CU	So	1	7-7	1-1	10	10.0
Christopher Dunn-ST	So	1	4-4	2-2	10	10.0
Noah Ruggles-NC	So	1	1-1	3-4	10	10.0
5. Baxa, B.-UM	So	1	2-2	2-3	8	8.0
Nick Sciba-WF	So	1	5-5	1-1	8	8.0
7. Ricky Aguayo-FS	Sr	1	4-4	1-1	7	7.0
8. Andre Szmyt-SU	So	1	3-3	1-1	6	6.0
9. Aaron Bomerhi-BC	Sr	1	5-5	0-1	5	5.0
Blanton Creque-UL	Sr	1	2-2	1-1	5	5.0

PUNT RETURN AVG	Cl	G	No.	Yds	TD	Long	Avg/G
1. Sean Riley-SU	Sr	1	3	41	0	31	13.7
2. Thayer Thomas-ST	So	1	3	26	0	16	8.7
3. Travis Levy-BC	Jr	1	4	23	0	12	5.8
4. Hezekiah Grimsley-VT	Jr	1	2	9	0	7	4.5

KICK RETURN AVG	Cl	G	No.	Yds	TD	Long	Avg/G
1. Joseph Ngata-CU	Fr	1	2	50	0	32	25.0
2. Joe Reed-VA	Sr	1	2	48	0	30	24.0
3. Tayvion Robinson-VT	Fr	1	2	45	0	29	22.5
4. Hassan Hall-UL	So	1	3	59	0	26	19.7
5. Travis Levy-BC	Jr	1	3	55	0	20	18.3
6. Ahmarea Brown-GT	Fr	1	2	26	0	16	13.0

2019 Atlantic Coast Conference
Individual Statistics Through games of Sep 03, 2019

ALL PURPOSE		Cl	G	Rush	Rcv	PR	KR	Yds	Avg/G
1.	Travis Etienne-CU	Jr	1	205	3	0	0	208	208.0
2.	Sage Surratt-WF	So	1	0	158	0	0	158	158.0
3.	Moe Neal-SU	Sr	1	89	54	0	0	143	143.0
4.	Dallas, D.-UM	Jr	1	94	37	0	0	131	131.0
5.	Hassan Hall-UL	So	1	69	0	0	59	128	128.0
	Cam Akers-FS	Jr	1	116	12	0	0	128	128.0
7.	Javian Hawkins-UL	Fr	1	122	0	0	0	122	122.0
8.	Tayvion Robinson-VT	Fr	1	0	72	0	45	117	117.0
	Javonte Williams-NC	So	1	102	15	0	0	117	117.0
10.	Zay Flowers-BC	Fr	1	25	91	0	0	116	116.0

PUNTING		Cl	G	No.	Yds	Lg	120	50+	TB	Avg.
1.	Sterling Hofrichter-SU	Sr	1	6	295	56	4	3	1	49.2
2.	Oscar Bradburn-VT	Jr	1	6	273	53	1	2	0	45.5
	Nash Griffin-VA	Jr	1	4	182	49	3	0	1	45.5
4.	Logan Tyler-FS	Sr	1	7	308	53	0	1	1	44.0
5.	Pressley Harvin-GT	Jr	1	8	345	51	2	1	1	43.1
6.	Kirk Christodoulou-UP	So	1	4	172	48	0	0	0	43.0
7.	Dom Maggio-WF	Sr	1	5	213	55	2	2	1	42.6
8.	Hedley, L.-UM	So	1	4	170	49	0	0	0	42.5
9.	Ben Kiernan-NC	Fr	1	5	208	48	0	0	0	41.6
	Trenton Gill-ST	So	1	5	208	53	1	1	2	41.6

FIELD GOALS		Cl	G	Made	Att.	Long	Pct.	FG/G
1.	Noah Ruggles-NC	So	1	3	4	24	75.0	3.00
	Brian Delaney-VA	Jr	1	3	4	45	75.0	3.00
3.	Christopher Dunn-ST	So	1	2	2	34	100.0	2.00
	Baxa, B.-UM	So	1	2	3	42	66.7	2.00
5.	Blanton Creque-UL	Sr	1	1	1	42	100.0	1.00
	Andre Szmyt-SU	So	1	1	1	45	100.0	1.00
	Ricky Aguayo-FS	Sr	1	1	1	46	100.0	1.00
	Nick Sciba-WF	So	1	1	1	21	100.0	1.00
	AJ Reed-DU	Jr	1	1	1	30	100.0	1.00
	B.T. Potter-CU	So	1	1	1	51	100.0	1.00

FIELD GOAL PCT		Cl	G	Made	Att.	Long	Pct.
1.	Christopher Dunn-ST	So	1	2	2	34	100.0
2.	Brian Delaney-VA	Jr	1	3	4	45	75.0
	Noah Ruggles-NC	So	1	3	4	24	75.0
4.	Baxa, B.-UM	So	1	2	3	42	66.7

PAT KICKING PCT		Cl	G	Made	Att.	Pct.
1.	B.T. Potter-CU	So	1	7	7	100.0
	Aaron Boumerhi-BC	Sr	1	5	5	100.0
	Nick Sciba-WF	So	1	5	5	100.0
	Christopher Dunn-ST	So	1	4	4	100.0
	Ricky Aguayo-FS	Sr	1	4	4	100.0
	Brian Johnson-VT	Jr	1	4	4	100.0
	Brian Delaney-VA	Jr	1	3	3	100.0
	Andre Szmyt-SU	So	1	3	3	100.0
	Wesley Wells-GT	So	1	2	2	100.0
	Baxa, B.-UM	So	1	2	2	100.0

2019 Atlantic Coast Conference
Individual Statistics Through games of Sep 03, 2019

TACKLES (All positions)								SACKS							
	Cl	G	Pos	Solo	Ast	Total	Avg/G		Cl	G	Pos	Solo	Ast	Total	Avg/G
1. Rayshard Ashby-VT	Jr	1	LB	7	6	13	13.0	1. Carlos Becker-FS	Jr	1	DB	2	0	2.0	2.00
2. Dylan Singleton-DU	Sr	1		6	6	12	12.0	Joey Blount-VA	Jr	1		2	0	2.0	2.00
Hamsah Nasirildeen-FS	Jr	1	DB	8	4	12	12.0	Kendall Coleman-SU	Sr	1	DL	2	0	2.0	2.00
Chazz Surratt-NC	Jr	1	LB	3	9	12	12.0	Josh Black-SU	Jr	1	DL	2	0	2.0	2.00
Justin Strnad-WF	Sr	1	LB	9	3	12	12.0	5. Lakiem Williams-SU	Sr	1	LB	1	1	1.5	1.50
6. Koby Quansah-DU	Sr	1	LB	5	6	11	11.0	6. James Smith-Williams-ST	Sr	1	DE	1	0	1.0	1.00
Lakiem Williams-SU	Sr	1	LB	4	7	11	11.0	Nyles Pinckney-CU	Jr	1	DT	1	0	1.0	1.00
8. Isaiah Simmons-CU	Jr	1	LB	5	5	10	10.0	Rousseau, G.-UM	Fr	1	DL	1	0	1.0	1.00
Max Richardson-BC	Jr	1	LB	5	5	10	10.0	Joshua Kaindoh-FS	Jr	1	DE	1	0	1.0	1.00
Dontavious Jackson-FS	Sr	1	LB	4	6	10	10.0	Isaiah Moore-ST	So	1	LB	1	0	1.0	1.00
Divine Deablo-VT	Jr	1	DB	5	5	10	10.0	Rodjay Burns-UL	Jr	1	LB	1	0	1.0	1.00
12. Mike Palmer-BC	Jr	1	DB	2	7	9	9.0	Joey Luchetti-BC	Fr	1	DE	1	0	1.0	1.00
Reggie Floyd-VT	Sr	1	DB	3	6	9	9.0	Evan Foster-SU	Sr	1	DB	1	0	1.0	1.00
Shaka Heyward-DU	Fr	1	LB	4	5	9	9.0	Chazz Surratt-NC	Jr	1	LB	0	2	1.0	1.00
Michael Carter II-DU	Jr	1		3	6	9	9.0	Marvin Wilson-FS	Jr	1	DT	1	0	1.0	1.00
Tate Haynes-BC	So	1	DB	6	3	9	9.0	Rayshard Ashby-VT	Jr	1	LB	1	0	1.0	1.00
Chris Ingram-ST	Jr	1	CB	7	2	9	9.0	Aaron Crawford-NC	Sr	1	DL	1	0	1.0	1.00
Zane Zandier-VA	Jr	1	LB	6	3	9	9.0	Koby Quansah-DU	Sr	1	LB	1	0	1.0	1.00
19. John Lamot-BC	Jr	1	LB	6	2	8	8.0	K.J. Henry-CU	Fr	1	DE	0	2	1.0	1.00
Leonard Johnson-DU	So	1	CB	5	3	8	8.0	Larrell Murchison-ST	Sr	1	DT	1	0	1.0	1.00
Stanford Samuels-FS	Jr	1	DB	6	2	8	8.0								
Hall, G.-UM	So	1	DB	3	5	8	8.0	TACKLES FOR LOSS							
Tanner Ingle-ST	So	1		4	4	8	8.0		Cl	G	Pos	Solo	Ast	Total	Avg/G
24. Damar Hamlin-UP	Sr	1	DB	7	0	7	7.0	1. Rayshard Ashby-VT	Jr	1	LB	3	1	3.5	3.50
Nasir Greer-WF	So	1	DB	6	1	7	7.0	2. Lakiem Williams-SU	Sr	1	LB	2	1	2.5	2.50
Christopher Fredrick-SU	Sr	1	DB	6	1	7	7.0	3. Kendall Coleman-SU	Sr	1	DL	2	0	2.0	2.00
Myles Dorn-NC	Sr	1	DB	2	5	7	7.0	Josh Black-SU	Jr	1	DL	2	0	2.0	2.00
Ryan Smenda, Jr.-WF	So	1	LB	5	2	7	7.0	Payton Wilson-ST	Fr	1	LB	2	0	2.0	2.00
Nick McCloud-ST	Sr	1	CB	3	4	7	7.0	Aaron Crawford-NC	Sr	1	DL	2	0	2.0	2.00
Essang Bassey-WF	Sr	1	DB	6	1	7	7.0	Joey Blount-VA	Jr	1		2	0	2.0	2.00
Carter, A.-UM	Jr	1	DB	3	4	7	7.0	Jaquan Henderson-GT	Jr	1	DL	2	0	2.0	2.00
Joey Blount-VA	Jr	1		5	2	7	7.0	Rousseau, G.-UM	Fr	1	DL	2	0	2.0	2.00
Russ Yeast-UL	Jr	1	DB	6	1	7	7.0	Carlos Becker-FS	Jr	1	DB	2	0	2.0	2.00
Nick Okeke-UL	So	1	LB	5	2	7	7.0	11. Trevon McSwain-DU	Sr	1	DT	1	1	1.5	1.50
Brenton Nelson-VA	Jr	1	SS	5	2	7	7.0	Kingsley Jonathan-SU	Jr	1	DL	1	1	1.5	1.50
36. Paris Ford-UP	So	1	DB	4	2	6	6.0	Deslin Alexandre-UP	So	1	DL	1	1	1.5	1.50
Deslin Alexandre-UP	So	1	DL	3	3	6	6.0	Alton Robinson-SU	Sr	1	DL	1	1	1.5	1.50
Mehdi El Attrach-BC	Sr	1	DB	3	3	6	6.0	Xavier Thomas-CU	So	1	DE	1	1	1.5	1.50
Joe Sparacio-BC	Fr	1	LB	2	4	6	6.0	Charles Snowden-VA	Jr	1	LB	1	1	1.5	1.50
Greg Ross-NC	Jr	1	DB	3	3	6	6.0	Joshua Kaindoh-FS	Jr	1	DE	1	1	1.5	1.50
Jaiden Lars-Woodbey-FS	So	1	DB	4	2	6	6.0	Joey Luchetti-BC	Fr	1	DE	1	1	1.5	1.50
Payton Wilson-ST	Fr	1	LB	5	1	6	6.0	19. Mikel Jones-SU	Fr	1	LB	1	0	1.0	1.00
Kaleb Oliver-GT	So	1	DB	4	2	6	6.0	Bethel, P.-UM	Sr	1	DL	1	0	1.0	1.00
Ifeatu Melifonwu-SU	So	1	DB	5	1	6	6.0								
Andre Cisco-SU	So	1	DB	3	3	6	6.0								
Charlie Thomas-GT	So	1	LB	4	2	6	6.0								
Aaron Crawford-NC	Sr	1	DL	3	3	6	6.0								
Larrell Murchison-ST	Sr	1	DT	3	3	6	6.0								
Marvin Wilson-FS	Jr	1	DT	4	2	6	6.0								
C.J. Avery-UL	Jr	1	LB	3	3	6	6.0								

2019 Atlantic Coast Conference
Individual Statistics Through games of Sep 03, 2019

PASSES DEFENDED		Cl	G	BrUp	Int.	Total	Avg/G
1.	Tanner Karafa-BC	Sr	1	2	1	3	3.00
2.	Luke Masterson-WF	Jr	1	2	0	2	2.00
	Nick McCloud-ST	Sr	1	2	0	2	2.00
	Tre Swilling-GT	So	1	1	1	2	2.00
	John Lamot-BC	Jr	1	2	0	2	2.00
	Caleb Farley-VT	So	1	2	0	2	2.00
	Justin Strnad-WF	Sr	1	1	1	2	2.00
	Amarri Henderson-WF	Sr	1	1	1	2	2.00
	Damarri Mathis-UP	Jr	1	2	0	2	2.00
	Myles Wolfolk-NC	Jr	1	0	2	2	2.00
	Ifeatu Melifonwu-SU	So	1	1	1	2	2.00
	Tanner Ingle-ST	So	1	2	0	2	2.00
13.	Reggie Floyd-VT	Sr	1	1	0	1	1.00
	Chris Ingram-ST	Jr	1	0	1	1	1.00
	Richard Burney-VA	Sr	1	1	0	1	1.00
	Jared Goldwire-UL	Jr	1	1	0	1	1.00
	Stanford Samuels-FS	Jr	1	1	0	1	1.00
	Andrew Armstrong-SU	Sr	1	1	0	1	1.00
	Damar Hamlin-UP	Sr	1	1	0	1	1.00
	Finley, R.-UM	Sr	1	0	1	1	1.00

INTERCEPTIONS		Cl	G	No.	Yds	TD	Long	Avg/G
1.	Myles Wolfolk-NC	Jr	1	2	33	0	42	2.00
2.	Tre Swilling-GT	So	1	1	41	0	41	1.00
	Carter, A.-UM	Jr	1	1	22	0	22	1.00
	Finley, R.-UM	Sr	1	1	19	0	19	1.00
	Tanner Muse-CU	Sr	1	1	13	0	13	1.00
	Andre Cisco-SU	So	1	1	10	0	10	1.00
	Joey Blount-VA	Jr	1	1	9	0	9	1.00
	Denzel Johnson-CU	Sr	1	1	6	0	6	1.00
	Isaiah Bolden-FS	Fr	1	1	4	0	4	1.00
	Matt Gahm-VA	Jr	1	1	2	0	2	1.00

FUMBLES FORCED		Cl	G	No.	Avg/G
1.	Hamsah Nasirildeen-FS	Jr	1	2	2.00
2.	Trill Williams-SU	So	1	1	1.00
	Kingsley Jonathan-SU	Jr	1	1	1.00
	Marvin Wilson-FS	Jr	1	1	1.00
	Phil Campbell-UP	Jr	1	1	1.00
	Tanner Ingle-ST	So	1	1	1.00
	Paris Ford-UP	So	1	1	1.00
	Chad Smith-CU	Sr	1	1	1.00
	Tate Haynes-BC	So	1	1	1.00
	Edgar Cerenord-DU	Sr	1	1	1.00

FUMBLES RECOVERED		Cl	G	No.	Avg/G
1.	Nolan Borgersen-BC	Sr	1	1	1.00
	Jarius Morehead-ST	Sr	1	1	1.00
	Janarius Robinson-FS	Jr	1	1	1.00
	Marcus Valdez-BC	So	1	1	1.00
	Patchan, S.-UM	Jr	1	1	1.00
	Dorian Etheridge-UL	Jr	1	1	1.00
	Xavier Kelly-CU	Jr	1	1	1.00
	Josh Black-SU	Jr	1	1	1.00
	Justice Dingle-GT	Fr	1	1	1.00
	Robert Cooper-FS	So	1	1	1.00

**2019 Atlantic Coast Conference
Conference Team Game Highs Through games of Sep 03, 2019**

TEAM HIGHS (highest totals made by)

Points	52	Clemson vs GEORGIA TECH (Aug 29, 2019)
	38	Wake Forest vs UTAH STATE (Aug 30, 2019)
Points scored kicking	12	Virginia at Pitt (8/31/19) [3fg,3pat]
	10	Clemson vs GEORGIA TECH (Aug 29, 2019) [1fg,7pat]
	10	North Carolina vs South Carolina (Aug 31, 2019) [3fg,1pat]
	10	NC State vs EAST CAROLINA (Aug 31, 2019) [2fg,4pat]
Touchdowns	7	Clemson vs GEORGIA TECH (Aug 29, 2019)
	5	Wake Forest vs UTAH STATE (Aug 30, 2019)
	5	Boston College vs VIRGINIA TECH (Aug 31, 2019)
Total offense yards	632	Clemson vs GEORGIA TECH (Aug 29, 2019) [411r,221p]
	579	Wake Forest vs UTAH STATE (Aug 30, 2019) [178r,401p]
Total offense plays	105	Wake Forest vs UTAH STATE (Aug 30, 2019) [58r,47p]
	89	Virginia Tech at Boston College (Aug 31, 2019) [42r,47p]
Total offense yards/play	8.0	Clemson vs GEORGIA TECH (Aug 29, 2019) [79-632]
	7.2	NC State vs EAST CAROLINA (Aug 31, 2019) [70-505]
Rushing yards	411	Clemson vs GEORGIA TECH (Aug 29, 2019)
	249	Louisville vs ND (Sep 02, 2019)
Rushing attempts	58	Wake Forest vs UTAH STATE (Aug 30, 2019)
	52	North Carolina vs South Carolina (Aug 31, 2019)
Yards per rush	8.4	Clemson vs GEORGIA TECH (Aug 29, 2019) [49-411]
	6.2	NC State vs EAST CAROLINA (Aug 31, 2019) [31-191]
Rushing TDs	5	Clemson vs GEORGIA TECH (Aug 29, 2019)
	3	Boston College vs VIRGINIA TECH (Aug 31, 2019)
	3	NC State vs EAST CAROLINA (Aug 31, 2019)
	3	Syracuse at Liberty (08-31-19)
Longest rush	90	Clemson vs GEORGIA TECH (Aug 29, 2019)
	50	Miami vs Florida (Aug 24, 2019)
Passing yards	401	Wake Forest vs UTAH STATE (Aug 30, 2019)
	344	Virginia Tech at Boston College (Aug 31, 2019)
Passing attempts	47	Wake Forest vs UTAH STATE (Aug 30, 2019)
	47	Virginia Tech at Boston College (Aug 31, 2019)
Passing TDs	4	Virginia Tech at Boston College (Aug 31, 2019)
	3	Wake Forest vs UTAH STATE (Aug 30, 2019)
	3	Florida State vs BOISE STATE (Aug 31, 2019)
Longest pass	75	Florida State vs BOISE STATE (Aug 31, 2019)
	70	Wake Forest vs UTAH STATE (Aug 30, 2019)
Passes completed	34	Wake Forest vs UTAH STATE (Aug 30, 2019)
	29	Virginia Tech at Boston College (Aug 31, 2019)
Had intercepted	3	Virginia Tech at Boston College (Aug 31, 2019)
	2	Clemson vs GEORGIA TECH (Aug 29, 2019)
	2	Georgia Tech at Clemson (Aug 29, 2019)
	2	Duke vs Alabama (Aug 31, 2019)
	2	Syracuse at Liberty (08-31-19)
	2	Pitt vs VIRGINIA (8/31/19)
Pass completion pct	72.3	Wake Forest vs UTAH STATE (Aug 30, 2019) [34-47]
	67.6	Florida State vs BOISE STATE (Aug 31, 2019) [23-34]
Passing yards/attempt	10.2	North Carolina vs South Carolina (Aug 31, 2019) [24-245]
	10.2	Boston College vs VIRGINIA TECH (Aug 31, 2019) [27-275]
Yards per catch	19.6	Georgia Tech at Clemson (Aug 29, 2019) [7-137]
	18.3	Boston College vs VIRGINIA TECH (Aug 31, 2019) [15-275]
Field goal attempts	4	North Carolina vs South Carolina (Aug 31, 2019)
	4	Virginia at Pitt (8/31/19)
Field goals made	3	North Carolina vs South Carolina (Aug 31, 2019)
	3	Virginia at Pitt (8/31/19)
Longest field goal	51	Clemson vs GEORGIA TECH (Aug 29, 2019)

**2019 Atlantic Coast Conference
Team Game Highs Through games of Sep 03, 2019**

	46	Florida State vs BOISE STATE (Aug 31, 2019)
Field goal pct	100.0	NC State vs EAST CAROLINA (Aug 31, 2019) [2-2]
	75.0	North Carolina vs South Carolina (Aug 31, 2019) [3-4]
	75.0	Virginia at Pitt (8/31/19) [3-4]
PAT kicks attempted	7	Clemson vs GEORGIA TECH (Aug 29, 2019)
	5	Wake Forest vs UTAH STATE (Aug 30, 2019)
	5	Boston College vs VIRGINIA TECH (Aug 31, 2019)
PAT kicks made	7	Clemson vs GEORGIA TECH (Aug 29, 2019)
	5	Wake Forest vs UTAH STATE (Aug 30, 2019)
	5	Boston College vs VIRGINIA TECH (Aug 31, 2019)
PAT kicks pct	100.0	Clemson vs GEORGIA TECH (Aug 29, 2019) [7-7]
	100.0	Wake Forest vs UTAH STATE (Aug 30, 2019) [5-5]
	100.0	Boston College vs VIRGINIA TECH (Aug 31, 2019) [5-5]
	100.0	Virginia Tech at Boston College (Aug 31, 2019) [4-4]
	100.0	Florida State vs BOISE STATE (Aug 31, 2019) [4-4]
	100.0	NC State vs EAST CAROLINA (Aug 31, 2019) [4-4]
	100.0	Syracuse at Liberty (08-31-19) [3-3]
	100.0	Virginia at Pitt (8/31/19) [3-3]
	100.0	Miami vs Florida (Aug 24, 2019) [2-2]
	100.0	Georgia Tech at Clemson (Aug 29, 2019) [2-2]
	100.0	Pitt vs VIRGINIA (8/31/19) [2-2]
	100.0	Louisville vs ND (Sep 02, 2019) [2-2]
2-point PAT attempts	1	North Carolina vs South Carolina (Aug 31, 2019)
2-point PATs made	1	North Carolina vs South Carolina (Aug 31, 2019)
Punts	8	Georgia Tech at Clemson (Aug 29, 2019)
	7	Florida State vs BOISE STATE (Aug 31, 2019)
Longest punt	57	Duke vs Alabama (Aug 31, 2019)
	56	Syracuse at Liberty (08-31-19)
Yards punted	345	Georgia Tech at Clemson (Aug 29, 2019) [8-345]
	308	Florida State vs BOISE STATE (Aug 31, 2019) [7-308]
Punting avg	49.2	Syracuse at Liberty (08-31-19) [6-295]
	45.5	Virginia Tech at Boston College (Aug 31, 2019) [6-273]
	45.5	Virginia at Pitt (8/31/19) [4-182]
Punt returns	4	Boston College vs VIRGINIA TECH (Aug 31, 2019)
	3	NC State vs EAST CAROLINA (Aug 31, 2019)
	3	Syracuse at Liberty (08-31-19)
Punt return yards	41	Syracuse at Liberty (08-31-19)
	26	NC State vs EAST CAROLINA (Aug 31, 2019)
Punt return avg	13.7	Syracuse at Liberty (08-31-19) [3-41]
	10.5	Virginia at Pitt (8/31/19) [2-21]
Longest punt return	31	Syracuse at Liberty (08-31-19)
	22	Florida State vs BOISE STATE (Aug 31, 2019)
Kick returns	3	Georgia Tech at Clemson (Aug 29, 2019)
	3	Clemson vs GEORGIA TECH (Aug 29, 2019)
	3	Virginia Tech at Boston College (Aug 31, 2019)
	3	Boston College vs VIRGINIA TECH (Aug 31, 2019)
	3	Louisville vs ND (Sep 02, 2019)
Kick return yards	63	Virginia Tech at Boston College (Aug 31, 2019)
	59	Louisville vs ND (Sep 02, 2019)
Kick return avg	24.0	Virginia at Pitt (8/31/19) [2-48]
	23.0	Wake Forest vs UTAH STATE (Aug 30, 2019) [2-46]
Longest kick return	32	Miami vs Florida (Aug 24, 2019)
	32	Clemson vs GEORGIA TECH (Aug 29, 2019)
Interceptions	3	Wake Forest vs UTAH STATE (Aug 30, 2019)
	3	Boston College vs VIRGINIA TECH (Aug 31, 2019)
Interception return yds	41	Miami vs Florida (Aug 24, 2019)

**2019 Atlantic Coast Conference
Team Game Highs Through games of Sep 03, 2019**

	39	Georgia Tech at Clemson (Aug 29, 2019)
Interception return avg	20.5	Miami vs Florida (Aug 24, 2019) [2-41]
	19.5	Georgia Tech at Clemson (Aug 29, 2019) [2-39]
Longest interception rtn	42	North Carolina vs South Carolina (Aug 31, 2019)
	41	Georgia Tech at Clemson (Aug 29, 2019)
Fumbles lost	3	Louisville vs ND (Sep 02, 2019)
	2	Georgia Tech at Clemson (Aug 29, 2019)
	2	Virginia Tech at Boston College (Aug 31, 2019)
	2	Florida State vs BOISE STATE (Aug 31, 2019)
Fumbles recovered	2	Miami vs Florida (Aug 24, 2019)
	2	Clemson vs GEORGIA TECH (Aug 29, 2019)
	2	Boston College vs VIRGINIA TECH (Aug 31, 2019)
	2	Florida State vs BOISE STATE (Aug 31, 2019)
	2	Syracuse at Liberty (08-31-19)
Sacked by opp	10	Miami vs Florida (Aug 24, 2019)
	4	Florida State vs BOISE STATE (Aug 31, 2019)
	4	Pitt vs VIRGINIA (8/31/19)
	4	Louisville vs ND (Sep 02, 2019)
QB sacks	8	Syracuse at Liberty (08-31-19)
	6	Florida State vs BOISE STATE (Aug 31, 2019)
Turnovers committed	5	Virginia Tech at Boston College (Aug 31, 2019)
	4	Georgia Tech at Clemson (Aug 29, 2019)
Turnovers caused	5	Boston College vs VIRGINIA TECH (Aug 31, 2019)
	4	Miami vs Florida (Aug 24, 2019)
	4	Clemson vs GEORGIA TECH (Aug 29, 2019)
	4	Syracuse at Liberty (08-31-19)
Kicks blocked	1	Virginia at Pitt (8/31/19)
First downs	30	Wake Forest vs UTAH STATE (Aug 30, 2019)
	29	Clemson vs GEORGIA TECH (Aug 29, 2019)
	29	Virginia Tech at Boston College (Aug 31, 2019)
1st downs rushing	20	Clemson vs GEORGIA TECH (Aug 29, 2019)
	14	Louisville vs ND (Sep 02, 2019)
1st downs passing	18	Wake Forest vs UTAH STATE (Aug 30, 2019)
	17	Virginia Tech at Boston College (Aug 31, 2019)
1st downs by penalty	5	Miami vs Florida (Aug 24, 2019)
	3	Duke vs Alabama (Aug 31, 2019)
	3	Virginia at Pitt (8/31/19)
Penalties	14	Miami vs Florida (Aug 24, 2019)
	10	North Carolina vs South Carolina (Aug 31, 2019)
	10	Syracuse at Liberty (08-31-19)
Penalties yards	118	Miami vs Florida (Aug 24, 2019)
	90	North Carolina vs South Carolina (Aug 31, 2019)

**2019 Atlantic Coast Conference
Conference Individual Game Highs Through games of Sep 03, 2019**

INDIVIDUAL PLAYER GAME HIGHS

Points scored	18	Travis Etienne (Clemson) vs GEORGIA TECH (Aug 29, 2019)
	12	Matthew McKay (NC State) vs EAST CAROLINA (Aug 31, 2019)
	12	Brian Delaney (Virginia) at Pitt (8/31/19)
	12	Jawon Pass (Louisville) vs ND (Sep 02, 2019)
Touchdowns	3	Travis Etienne (Clemson) vs GEORGIA TECH (Aug 29, 2019)
	2	Matthew McKay (NC State) vs EAST CAROLINA (Aug 31, 2019)
	2	Jawon Pass (Louisville) vs ND (Sep 02, 2019)
TD responsibility	4	Jamie Newman (Wake Forest) vs UTAH STATE (Aug 30, 2019) [1r,3p]
	4	Ryan Willis (Virginia Tech) at Boston College (Aug 31, 2019) [0r,4p]
Points scored kicking	12	Brian Delaney (Virginia) at Pitt (8/31/19) [3fg,3pat]
	10	B.T. Potter (Clemson) vs GEORGIA TECH (Aug 29, 2019) [1fg,7pat]
	10	Noah Ruggles (North Carolina) vs South Carolina (Aug 31, 2019) [3fg,1pat]
	10	Christopher Dunn (NC State) vs EAST CAROLINA (Aug 31, 2019) [2fg,4pat]
Total offense yards	437	Jamie Newman (Wake Forest) vs UTAH STATE (Aug 30, 2019) [36r,401p]
	357	Ryan Willis (Virginia Tech) at Boston College (Aug 31, 2019) [13r,344p]
Total offense plays	68	Jamie Newman (Wake Forest) vs UTAH STATE (Aug 30, 2019) [21r,47p]
	60	Ryan Willis (Virginia Tech) at Boston College (Aug 31, 2019) [13r,47p]
Total offense yards/play	17.1	Travis Etienne (Clemson) vs GEORGIA TECH (Aug 29, 2019) [12-205]
	13.2	Antonio Williams (North Carolina) vs South Carolina (Aug 31, 2019) [4-53]
Rushing yards	205	Travis Etienne (Clemson) vs GEORGIA TECH (Aug 29, 2019)
	122	Javian Hawkins (Louisville) vs ND (Sep 02, 2019)
Rushing attempts	25	Cade Carney (Wake Forest) vs UTAH STATE (Aug 30, 2019)
	23	AJ Dillon (Boston College) vs VIRGINIA TECH (Aug 31, 2019)
Yards per rush	17.1	Travis Etienne (Clemson) vs GEORGIA TECH (Aug 29, 2019) [12-205]
	13.2	Antonio Williams (North Carolina) vs South Carolina (Aug 31, 2019) [4-53]
Rushing TDs	3	Travis Etienne (Clemson) vs GEORGIA TECH (Aug 29, 2019)
	2	Matthew McKay (NC State) vs EAST CAROLINA (Aug 31, 2019)
	2	Jawon Pass (Louisville) vs ND (Sep 02, 2019)
Longest rush	90	Travis Etienne (Clemson) vs GEORGIA TECH (Aug 29, 2019)
	50	Dallas, D. (Miami) vs Florida (Aug 24, 2019)
Passing yards	401	Jamie Newman (Wake Forest) vs UTAH STATE (Aug 30, 2019)
	344	Ryan Willis (Virginia Tech) at Boston College (Aug 31, 2019)
Passing attempts	47	Jamie Newman (Wake Forest) vs UTAH STATE (Aug 30, 2019)
	47	Ryan Willis (Virginia Tech) at Boston College (Aug 31, 2019)
Passing TDs	4	Ryan Willis (Virginia Tech) at Boston College (Aug 31, 2019)
	3	Jamie Newman (Wake Forest) vs UTAH STATE (Aug 30, 2019)
	3	James Blackman (Florida State) vs BOISE STATE (Aug 31, 2019)
Longest pass	75	James Blackman (Florida State) vs BOISE STATE (Aug 31, 2019)
	70	Jamie Newman (Wake Forest) vs UTAH STATE (Aug 30, 2019)
Passes completed	34	Jamie Newman (Wake Forest) vs UTAH STATE (Aug 30, 2019)
	29	Ryan Willis (Virginia Tech) at Boston College (Aug 31, 2019)
Had intercepted	3	Ryan Willis (Virginia Tech) at Boston College (Aug 31, 2019)
	2	Tobias Oliver (Georgia Tech) at Clemson (Aug 29, 2019)
	2	Trevor Lawrence (Clemson) vs GEORGIA TECH (Aug 29, 2019)
	2	Quentin Harris (Duke) vs Alabama (Aug 31, 2019)
	2	Tommy DeVito (Syracuse) at Liberty (08-31-19)
	2	Kenny Pickett (Pitt) vs VIRGINIA (8/31/19)
Pass completion pct	72.3	Jamie Newman (Wake Forest) vs UTAH STATE (Aug 30, 2019) [34-47]
	71.4	Chase Brice (Clemson) vs GEORGIA TECH (Aug 29, 2019) [5-7]
Pass yards/attempt	10.6	Anthony Brown (Boston College) vs VIRGINIA TECH (Aug 31, 2019) [26-275]
	10.3	James Graham (Georgia Tech) at Clemson (Aug 29, 2019) [7-72]
Pass yards/catch	18.3	Anthony Brown (Boston College) vs VIRGINIA TECH (Aug 31, 2019) [15-275]
	18.0	James Graham (Georgia Tech) at Clemson (Aug 29, 2019) [4-72]
Receiving yards	158	Sage Surratt (Wake Forest) vs UTAH STATE (Aug 30, 2019)

**2019 Atlantic Coast Conference
Individual Game Highs Through games of Sep 03, 2019**

Receptions	99	Tamorriion Terry (Florida State) vs BOISE STATE (Aug 31, 2019)
	9	Kendall Hinton (Wake Forest) vs UTAH STATE (Aug 30, 2019)
	7	Sage Surratt (Wake Forest) vs UTAH STATE (Aug 30, 2019)
	7	Emeka Emezie (NC State) vs EAST CAROLINA (Aug 31, 2019)
	7	Joe Reed (Virginia) at Pitt (8/31/19)
Yards per catch	45.5	Zay Flowers (Boston College) vs VIRGINIA TECH (Aug 31, 2019) [2-91]
	32.5	A.J. Davis (Pitt) vs VIRGINIA (8/31/19) [2-65]
Receiving TDs	1	Jordan, B. (Miami) vs Florida (Aug 24, 2019)
	1	Ahmarean Brown (Georgia Tech) at Clemson (Aug 29, 2019)
	1	Frank Ladson Jr. (Clemson) vs GEORGIA TECH (Aug 29, 2019)
	1	Tee Higgins (Clemson) vs GEORGIA TECH (Aug 29, 2019)
	1	Sage Surratt (Wake Forest) vs UTAH STATE (Aug 30, 2019)
	1	Scotty Washington (Wake Forest) vs UTAH STATE (Aug 30, 2019)
	1	Kendall Hinton (Wake Forest) vs UTAH STATE (Aug 30, 2019)
	1	Hezekiah Grimsley (Virginia Tech) at Boston College (Aug 31, 2019)
	1	Kaleb Smith (Virginia Tech) at Boston College (Aug 31, 2019)
	1	Tayvion Robinson (Virginia Tech) at Boston College (Aug 31, 2019)
	1	James Mitchell (Virginia Tech) at Boston College (Aug 31, 2019)
	1	Kobay White (Boston College) vs VIRGINIA TECH (Aug 31, 2019)
	1	Zay Flowers (Boston College) vs VIRGINIA TECH (Aug 31, 2019)
	1	Tamorriion Terry (Florida State) vs BOISE STATE (Aug 31, 2019)
	1	Gabe Nabers (Florida State) vs BOISE STATE (Aug 31, 2019)
	1	Keyshawn Helton (Florida State) vs BOISE STATE (Aug 31, 2019)
	1	Beau Corrales (North Carolina) vs South Carolina (Aug 31, 2019)
	1	Dyami Brown (North Carolina) vs South Carolina (Aug 31, 2019)
	1	Damontay Rhem (NC State) vs EAST CAROLINA (Aug 31, 2019)
	1	Chris Sharp (Virginia) at Pitt (8/31/19)
	1	Tre Tipton (Pitt) vs VIRGINIA (8/31/19)
	1	Hasise Dubois (Virginia) at Pitt (8/31/19)
Longest reception	75	Tamorriion Terry (Florida State) vs BOISE STATE (Aug 31, 2019)
	70	Sage Surratt (Wake Forest) vs UTAH STATE (Aug 30, 2019)
Field goal attempts	4	Noah Ruggles (North Carolina) vs South Carolina (Aug 31, 2019)
	4	Brian Delaney (Virginia) at Pitt (8/31/19)
Field goals made	3	Noah Ruggles (North Carolina) vs South Carolina (Aug 31, 2019)
	3	Brian Delaney (Virginia) at Pitt (8/31/19)
Longest field goal	51	B.T. Potter (Clemson) vs GEORGIA TECH (Aug 29, 2019)
	46	Ricky Aguayo (Florida State) vs BOISE STATE (Aug 31, 2019)
Field goal pct	100.0	Christopher Dunn (NC State) vs EAST CAROLINA (Aug 31, 2019) [2-2]
	75.0	Noah Ruggles (North Carolina) vs South Carolina (Aug 31, 2019) [3-4]
	75.0	Brian Delaney (Virginia) at Pitt (8/31/19) [3-4]
PAT kicks attempted	7	B.T. Potter (Clemson) vs GEORGIA TECH (Aug 29, 2019)
	5	Nick Sciba (Wake Forest) vs UTAH STATE (Aug 30, 2019)
	5	Aaron Boumerhi (Boston College) vs VIRGINIA TECH (Aug 31, 2019)
PAT kicks made	7	B.T. Potter (Clemson) vs GEORGIA TECH (Aug 29, 2019)
	5	Nick Sciba (Wake Forest) vs UTAH STATE (Aug 30, 2019)
	5	Aaron Boumerhi (Boston College) vs VIRGINIA TECH (Aug 31, 2019)
PAT kicks pct	100.0	B.T. Potter (Clemson) vs GEORGIA TECH (Aug 29, 2019) [7-7]
	100.0	Nick Sciba (Wake Forest) vs UTAH STATE (Aug 30, 2019) [5-5]
	100.0	Aaron Boumerhi (Boston College) vs VIRGINIA TECH (Aug 31, 2019) [5-5]
	100.0	Brian Johnson (Virginia Tech) at Boston College (Aug 31, 2019) [4-4]
	100.0	Ricky Aguayo (Florida State) vs BOISE STATE (Aug 31, 2019) [4-4]
	100.0	Christopher Dunn (NC State) vs EAST CAROLINA (Aug 31, 2019) [4-4]
	100.0	Andre Szmyt (Syracuse) at Liberty (08-31-19) [3-3]

**2019 Atlantic Coast Conference
Individual Game Highs Through games of Sep 03, 2019**

	100.0	Brian Delaney (Virginia) at Pitt (8/31/19) [3-3]
	100.0	Baxa, B. (Miami) vs Florida (Aug 24, 2019) [2-2]
	100.0	Wesley Wells (Georgia Tech) at Clemson (Aug 29, 2019) [2-2]
	100.0	Alex Kessman (Pitt) vs VIRGINIA (8/31/19) [2-2]
	100.0	Blanton Creque (Louisville) vs ND (Sep 02, 2019) [2-2]
Punts	8	Pressley Harvin (Georgia Tech) at Clemson (Aug 29, 2019)
	7	Logan Tyler (Florida State) vs BOISE STATE (Aug 31, 2019)
Yards punted	345	Pressley Harvin (Georgia Tech) at Clemson (Aug 29, 2019) [8-345]
	308	Logan Tyler (Florida State) vs BOISE STATE (Aug 31, 2019) [7-308]
Longest punt	57	Austin Parker (Duke) vs Alabama (Aug 31, 2019)
	56	Sterling Hofrichter (Syracuse) at Liberty (08-31-19)
Punting avg	49.2	Sterling Hofrichter (Syracuse) at Liberty (08-31-19) [6-295]
	45.5	Oscar Bradburn (Virginia Tech) at Boston College (Aug 31, 2019) [6-273]
	45.5	Nash Griffin (Virginia) at Pitt (8/31/19) [4-182]
Punt returns	4	Travis Levy (Boston College) vs VIRGINIA TECH (Aug 31, 2019)
	3	Thayer Thomas (NC State) vs EAST CAROLINA (Aug 31, 2019)
	3	Sean Riley (Syracuse) at Liberty (08-31-19)
Punt return yards	41	Sean Riley (Syracuse) at Liberty (08-31-19)
	26	Thayer Thomas (NC State) vs EAST CAROLINA (Aug 31, 2019)
Longest punt return	31	Sean Riley (Syracuse) at Liberty (08-31-19)
	22	D.J. Matthews (Florida State) vs BOISE STATE (Aug 31, 2019)
Punt return avg	13.7	Sean Riley (Syracuse) at Liberty (08-31-19) [3-41]
	8.7	Thayer Thomas (NC State) vs EAST CAROLINA (Aug 31, 2019) [3-26]
Kick returns	3	Travis Levy (Boston College) vs VIRGINIA TECH (Aug 31, 2019)
	3	Hassan Hall (Louisville) vs ND (Sep 02, 2019)
Kick return yards	59	Hassan Hall (Louisville) vs ND (Sep 02, 2019)
	55	Travis Levy (Boston College) vs VIRGINIA TECH (Aug 31, 2019)
Kick return avg	25.0	Joseph Ngata (Clemson) vs GEORGIA TECH (Aug 29, 2019) [2-50]
	24.0	Joe Reed (Virginia) at Pitt (8/31/19) [2-48]
Longest kick return	32	Thomas, J. (Miami) vs Florida (Aug 24, 2019)
	32	Joseph Ngata (Clemson) vs GEORGIA TECH (Aug 29, 2019)
Combined PR/KR yards	78	Travis Levy (Boston College) vs VIRGINIA TECH (Aug 31, 2019) [23pr-55kr]
	59	Hassan Hall (Louisville) vs ND (Sep 02, 2019) [0pr-59kr]
Interceptions	2	Myles Wolfolk (North Carolina) vs South Carolina (Aug 31, 2019)
	1	Carter, A. (Miami) vs Florida (Aug 24, 2019)
	1	Finley, R. (Miami) vs Florida (Aug 24, 2019)
	1	Denzel Johnson (Clemson) vs GEORGIA TECH (Aug 29, 2019)
	1	Kaleb Oliver (Georgia Tech) at Clemson (Aug 29, 2019)
	1	Tanner Muse (Clemson) vs GEORGIA TECH (Aug 29, 2019)
	1	Tre Swilling (Georgia Tech) at Clemson (Aug 29, 2019)
	1	Justin Strnad (Wake Forest) vs UTAH STATE (Aug 30, 2019)
	1	Amari Henderson (Wake Forest) vs UTAH STATE (Aug 30, 2019)
	1	Trey Rucker (Wake Forest) vs UTAH STATE (Aug 30, 2019)
	1	Jermaine Waller (Virginia Tech) at Boston College (Aug 31, 2019)
	1	Joe Sparacio (Boston College) vs VIRGINIA TECH (Aug 31, 2019)
	1	Tanner Karafa (Boston College) vs VIRGINIA TECH (Aug 31, 2019)
	1	Brandon Sebastian (Boston College) vs VIRGINIA TECH (Aug 31, 2019)
	1	Isaiah Bolden (Florida State) vs BOISE STATE (Aug 31, 2019)
	1	Chris Ingram (NC State) vs EAST CAROLINA (Aug 31, 2019)
	1	Andre Cisco (Syracuse) at Liberty (08-31-19)
	1	Ifeatu Melifonwu (Syracuse) at Liberty (08-31-19)
	1	Matt Gahm (Virginia) at Pitt (8/31/19)
	1	Joey Blount (Virginia) at Pitt (8/31/19)

**2019 Atlantic Coast Conference
Individual Game Highs Through games of Sep 03, 2019**

Interception return yds	41	Tre Swilling (Georgia Tech) at Clemson (Aug 29, 2019)
	33	Myles Wolfolk (North Carolina) vs South Carolina (Aug 31, 2019)
Interception return avg	16.5	Myles Wolfolk (North Carolina) vs South Carolina (Aug 31, 2019) [2-33]
Longest interception rtn	42	Myles Wolfolk (North Carolina) vs South Carolina (Aug 31, 2019)
	41	Tre Swilling (Georgia Tech) at Clemson (Aug 29, 2019)
All-purpose yards	208	Travis Etienne (Clemson) vs GEORGIA TECH (Aug 29, 2019)
	158	Sage Surratt (Wake Forest) vs UTAH STATE (Aug 30, 2019)
Tackles	13.0	Rayshard Ashby (Virginia Tech) at Boston College (Aug 31, 2019) [7-6]
	12.0	Justin Strnad (Wake Forest) vs UTAH STATE (Aug 30, 2019) [9-3]
	12.0	Dylan Singleton (Duke) vs Alabama (Aug 31, 2019) [6-6]
	12.0	Hamsah Nasirildeen (Florida State) vs BOISE STATE (Aug 31, 2019) [8-4]
	12.0	Chazz Surratt (North Carolina) vs South Carolina (Aug 31, 2019) [3-9]
Sacks	2.0	Carlos Becker (Florida State) vs BOISE STATE (Aug 31, 2019) [2-0]
	2.0	Kendall Coleman (Syracuse) at Liberty (08-31-19) [2-0]
	2.0	Josh Black (Syracuse) at Liberty (08-31-19) [2-0]
	2.0	Joey Blount (Virginia) at Pitt (8/31/19) [2-0]
Tackles for loss	3.5	Rayshard Ashby (Virginia Tech) at Boston College (Aug 31, 2019) [3-1]
	2.5	Lakiem Williams (Syracuse) at Liberty (08-31-19) [2-1]

**2019 Atlantic Coast Conference
Individual Stellar Games Through games of Sep 03, 2019**

200-Yard Rushing Performances

205 Travis Etienne (Clemson) vs GEORGIA TECH (Aug 29, 2019)

100-Yard Rushing Performances

205 Travis Etienne (Clemson) vs GEORGIA TECH (Aug 29, 2019)
122 Javian Hawkins (Louisville) vs ND (Sep 02, 2019)
116 Cam Akers (Florida State) vs BOISE STATE (Aug 31, 2019)
105 Cade Carney (Wake Forest) vs UTAH STATE (Aug 30, 2019)
102 Javonte Williams (North Carolina) vs South Carolina (Aug 31, 2019)

Number of 100-Yard Rushing Performances

Cam Akers, Florida State - 1
Cade Carney, Wake Forest - 1
Travis Etienne, Clemson - 1
Javian Hawkins, Louisville - 1
Javonte Williams, North Carolina - 1

500-Yard Passing Performances

None

400-Yard Passing Performances

401 Jamie Newman (Wake Forest) vs UTAH STATE (Aug 30, 2019)

300-Yard Passing Performances

401 Jamie Newman (Wake Forest) vs UTAH STATE (Aug 30, 2019)
344 Ryan Willis (Virginia Tech) at Boston College (Aug 31, 2019)
327 James Blackman (Florida State) vs BOISE STATE (Aug 31, 2019)
308 Matthew McKay (NC State) vs EAST CAROLINA (Aug 31, 2019)

Number of 300-Yard Passing Performances

James Blackman, Florida State - 1
Matthew McKay, NC State - 1
Jamie Newman, Wake Forest - 1
Ryan Willis, Virginia Tech - 1

200-Yard Receiving Performances

None

100-Yard Receiving Performances

158 Sage Surratt (Wake Forest) vs UTAH STATE (Aug 30, 2019)