



# VIRGINIA

## 2017-18 VIRGINIA CAVALIER WOMEN'S BASKETBALL GAME NOTES

### 2017-18 Schedule/Results

Nov. 10	at No. 7 Mississippi St.	L 68-53
<b>Nov. 12</b>	<b>CENTRAL CONN</b> <sup>ACCNE</sup>	<b>W, 103-59</b>
<b>Nov. 16</b>	<b>GEORGIA</b> <sup>ACCNE</sup>	<b>L, 64-61</b>
Nov. 19	at Dayton	L, 61-46
<b>Nov. 21</b>	<b>HAMPTON</b> <sup>ACCNE</sup>	<b>W, 66-62</b>
<b>Nov. 25</b>	<b>HARVARD</b> <sup>ACCNE</sup>	<b>W, 50-48</b>
<b>Nov. 26</b>	<b>DUQUESNE</b> <sup>%ACCNE</sup>	<b>L, 74-63</b>
<b>Nov. 29</b>	<b>No. 15 MARYLAND</b> <sup>#ACCNE</sup>	<b>L, 60-59</b>
<b>Dec. 2</b>	<b>UNCG</b> <sup>ACCNE</sup>	<b>W, 68-50</b>
Dec. 4	at Rutgers <sup>BTN</sup>	L, 52-43
Dec. 17	vs Ohio <sup>^</sup>	W, 77-59
Dec. 18	vs Indiana <sup>^</sup>	WOT, 82-72
<b>Dec. 21</b>	<b>MANHATTAN</b> <sup>ACCNE</sup>	<b>W, 69-47</b>
<b>Dec. 28</b>	<b>PITTSBURGH</b> <sup>*ACCNE</sup>	<b>W, 62-50</b>
<b>Dec. 31</b>	<b>SYRACUSE</b> <sup>*ACCNE</sup>	<b>W, 68-63</b>
Jan. 4	at NC State <sup>*ACCNE</sup>	W, 73-63
<b>Jan. 7</b>	<b>CLEMSON</b> <sup>*ACCNE</sup>	<b>W, 70-41</b>
Jan. 11	at Boston College <sup>*ACCNE</sup>	W, 68-57
Jan. 14	at No. 16 Duke <sup>*ESPN2</sup>	L, 55-48
<b>Jan. 21</b>	<b>VIRGINIA TECH</b> <sup>*RSN</sup>	<b>W, 61-52</b>
<b>Jan. 25</b>	<b>NORTH CAROLINA</b> <sup>*ACCNE</sup>	<b>W, 82-70</b>
Jan. 28	at Georgia Tech <sup>*ACCNE</sup>	1 p.m.
<b>Feb. 1</b>	<b>No. 4 LOUISVILLE</b> <sup>*RSN</sup>	7 p.m.
Feb. 8	at No. 8 Florida State <sup>*ACCNE</sup>	7 p.m.
Feb. 11	at Virginia Tech <sup>*ACCNE</sup>	2 p.m.
<b>Feb. 15</b>	<b>No. 5 NOTRE DAME</b> <sup>*ACCNE</sup>	<b>7 p.m.</b>
<b>Feb. 18</b>	<b>MIAMI</b> <sup>*RSN</sup>	<b>12:30 p.m.</b>
Feb. 22	at No. 4 Louisville <sup>*ACCNE</sup>	7 p.m.
Feb. 25	at Wake Forest <sup>*RSN</sup>	3 p.m.

\* ACC game  
 ^ West Palm Invitational (Keiser University)  
 % Cavalier Classic Tournament  
 # Big Ten/ACC Challenge  
 [RSN] - ACC Regional Sports Networks  
 [ESPN2] - ESPN2  
 [ACCNE] - ACC Network Extra Streaming

[SEC] - SEC Network  
 All Times Eastern Rankings are Associated Press

### Game 22 • Sunday, January 28, 2018 • 1 p.m. ET

McCamish Pavilion • Atlanta, Ga.



Virginia Cavaliers (14-7, 7-1 ACC)

ar

Georgia Tech Yellow Jackets (13-8, 2-6 ACC)



Radio: WINA 1070-AM and 98.9 FM

TV: ACC Network Extra

- Virginia's 7-1 start to conference play is its best since starting the 1999-00 season at 9-1 in ACC games
- The Cavaliers are in a three-way tie for first place with Louisville and Notre Dame. Florida State had a bye on Thursday and is a half-game back at 6-1
- Aliyah Huland El has led the team or been tied for the team scoring lead in each of the last three games. She scored a season-high 19 points in the win over UNC. She scored 14 points against Duke and Virginia Tech. Huland El is averaging 15.7 points per game in the last three games
- Lauren Moses just missed a double-double with 14 points and nine rebounds. Moses has scored in double figures in the last two games, averaging 12.5 points and 8.0 rebounds in an average of 21 minutes
- Huland El and Moses are both closing in on 1,000 career points. Huland El comes into the game with 971 career points while Moses has 973
- Moses is tied for ninth on the Virginia career blocked shots list at 96
- Dominique Toussaint had five assists against North Carolina, the ninth time this season she has dished five or more assists in a game. Toussaint continues to lead the ACC in assist-to-turnover ratio in conference games with 37 assists and 17 turnovers (2.2)
- Toussaint went 3-of-5 from three-point range against North Carolina, her sixth-straight game hitting at least a pair of treys. Toussaint has hit 16 of her 33 three-pointers this season in conference games
- Two Cavaliers put up career highs in the North Carolina game. Freshman guard Brianna Tinsley had her first double-digit scoring effort, contributing 10 points. Sophomore forward Lisa Jablonowski had a career-high five assists
- Jocelyn Willoughby has converted her last 18 free throw attempts, a streak reaching back to the fourth quarter of the Syracuse game
- J'Kyra Brown has hit at least one three-pointer in each of the last 15 games. Brown has 649 career points at Virginia. Combining her 184 points in her freshman year at East Carolina, she has scored 833 points in her collegiate career with just 15 career starts (14 at UVA, including 4 this season)

### Projected Starting Lineup

G	1	Brianna Tinsley	Fr.	4.4 ppg	1.7 rpg	37 assts/12 stls
• Made her first career start at Dayton; scored a career-high 10 points against UNC						
G	4	Dominique Toussaint	So.	11.5 ppg	3.1 rpg	80 assts/24 stls
• Seven assists against Pitt and at BC; leads team in scoring/assts; scored 14 points vs VT						
G	13	Jocelyn Willoughby	So.	10.5 ppg	5.0 rpg	21 assts/33 stl
• Back-to-back double-doubles at Boston College (18 pts/11 reb) and at Duke (11 pts/10 reb)						
G	23	Aliyah Huland El	Sr.	10.8 ppg	3.3 rpg	33 assts/20 stl/13 blk
• 971 career points; season-high 19 points against UNC						
C	30	Felicia Aiyeotan	So.	6.9 ppg	7.4 rpg	51 blk
• leads ACC in blocked shots; 12th in rebounding; blocked 100th shot of her career at Duke						

**QUICK FACTS**
**THE UNIVERSITY OF VIRGINIA**

Name.....The University of Virginia  
 Founded.....by Thomas Jefferson in 1819  
 Nicknames.....Cavaliers, Wahoos, 'Hoos  
 Location.....Charlottesville, Va.  
 Enrollment.....23,883 (16,673 undergraduate)  
 President.....Teresa A. Sullivan (Michigan State '70)  
 Athletics Director.....Carla Williams (Georgia '89)  
 Conference.....Atlantic Coast Conference (ACC)  
 Colors.....Orange and Blue  
 Official Athletics Websites.....VirginiaSports.com  
 .....VirginiaSportsTV.com  
 University Website.....virginia.edu

**WOMEN'S BASKETBALL INFORMATION**

First Season of Basketball.....1973-74  
 All-Time Record.....910-447 (45th year)\*  
 All-Time Home Record.....450-200\*  
     John Paul Jones Arena.....148-49 (11th season)\*  
     University Hall.....302-149  
 All-Time ACC Record.....369-214 (40 years)\*  
 Home Facility.....John Paul Jones Arena (14,593)  
 Press Row Phone Number.....434-962-0579  
 NCAA Tournament Appearances/Last.....24/2010  
 NCAA Tournament Record.....33-24  
 WNIT Tournament Appearances/Last.....5/2017  
 WNIT Tournament Record.....14-9  
 2016-17 Record.....20-13  
 ACC Record/Finish.....7-9/8th  
 Letterwinners Returning/Lost.....10/1  
 Starters Returning/Lost.....4/1  
 Newcomers.....2

**COACHING & SUPPORT STAFF**

Head Coach.....Joanne Boyle  
 Career Record.....328-184\*  
 Virginia Record.....124-91\*  
 Assistant Coach.....La'Keshia Frett Meredith  
 Assistant Coach.....Katherine Graham  
 Assistant Coach.....Tim Taylor  
 Asst AD WBB Operations.....Sarah Holsinger  
 Assistant Director of Operations.....Kate Martin  
 Video Coordinator.....Andrew Yates  
 Athletic Trainer.....Craig Oates  
 Strength & Conditioning.....Morgan Foster  
 Equipment Manager.....Matt Althoff

\* as of Jan. 26, 2018

**INTERVIEW POLICY**

All interview requests for Virginia women's basketball must be made through Melissa Dudek in the Virginia Athletics Media Relations Office. Players' individual phone numbers will not be given to the media at any time. Game day interviews will not be granted until the postgame press conference opportunity. Please give a minimum of 24 hours notice for all interview requests.

**TEAM NOTES**

- Virginia is receiving votes in both the Associated Press and *USA Today* Coaches' polls this week. This is the fourth-straight week receiving votes in the *USA Today* poll
- The Cavaliers have moved up to No. 32 in the RPI rankings (as of 1/26/18)
- Virginia leads the ACC in scoring defense and field goal percentage defense in conference games, limiting opponents to 56.4 points per game and 36.8 percent shooting efficiency
- North Carolina short recap: Aliyah Hulan El scored four seconds into the game with the Cavaliers leading the rest of the way, using a 14-2 run in the second quarter to take control of the game. The Cavaliers built up a 21-point lead in the third quarter, but the Tar Heels rallied in the fourth, going on a 9-0 run to cut the deficit to eight points, 78-70, with 1:20 remaining. Virginia answered with Hulan El making two layups in the final 57 seconds to close out the game
- Virginia had five players score in double figures against North Carolina (Hulan El 19, Moses 14, Toussaint 13, Brown 11, Tinsley 10), their first game with five players in double figures since the second game of the season in 2016-17 (Coppin State). The Cavaliers had four players in double figures against Virginia Tech, (Toussaint 14, Hulan El 14, Moses 11, Willoughby 10) giving them back-to-back games of four players in double figures
- The Cavaliers had the same five players in the starting lineup for the last 11 games, going 10-1 in that span
- The Cavaliers did not go to the line at all against Duke. It was only the second time in program history, and the first time since January 29, 1975 that the Cavaliers did not have at least one free throw attempt in a game. The Cavaliers then followed by not missing a free throw against Virginia Tech (13-of-13) its first time being perfect from the line since going 2-of-2 against Duke on Feb. 4, 2016 and then going 9-10 against North Carolina (1/25). In the last four games combined, Virginia has only missed three free throws, going 28-of-31 (90.3 percent) in that span

**GEORGIA TECH YELLOW JACKETS**

- Virginia leads the all-time series 55-16 and is 46-14 in ACC games. The Cavaliers have won the last two meetings including a 65-64 overtime win last year at John Paul Jones Arena
- Last year, the Cavaliers led by 22 points early in the second half, but Georgia Tech scored 12 unanswered points in the fourth quarter, tying the game on a layup from Zaire O'Neil with 1:35 remaining. A jumper from J'Kyra Brown gave Virginia a two-point lead heading into the final minute of play, but Zaire sent the game into overtime with a layup in the final seconds. In the overtime period, Virginia took a 65-64 lead with 17 seconds remaining on a jumper from Breyana Mason. Georgia Tech had the final possession of the game. Zaire took a desperation jumper with two seconds remaining. The shot was off the mark, but Imani Tilford grabbed the offensive rebound. Tilford was fouled with 0.9 second remaining and went to the line for two shots with her team trailing by one point. She missed both free throws as the Cavaliers held on for the victory
- Georgia Tech is coming off a 68-62 loss at Virginia Tech on Thursday. GT went 5-for-15 from the charity stripe and shot 37.3 percent (28-75) from the field in the game
- Georgia Tech has lost five of its last six games, picking up a win last Sunday at home against Wake Forest
- Francesca Pan leads the team, averaging 12.8 points per game. Zaire O'Neil is the only other Yellow Jacket averaging double figures at 11.0 points per game
- Georgia Tech assistant coach Kevin Morrison was a member of Joanne Boyle's staff at Cal for four seasons (2007-11)

### QUICK HITTERS AND FUN FACTS ABOUT THE HOOS

- Sophomore forward/guard Jocelyn Willoughby was appointed as the non-voting, student-athlete member of the NCAA Division I Women's Basketball Oversight Committee. Willoughby is the lone student-athlete on the 15-member committee with her tenure running through June 2020. The goals of the committee are to advance the game and perception of women's basketball, improve the student-athlete experience and put an emphasis on the personal growth of student athletes. Along with the goals, it will also work to supervise qualifications and/or selection procedures for the NCAA Division I Women's Basketball Championship and provide direction to the NCAA Division I Women's Basketball Rules Committee regarding playing rules

- Aliyah Huland EI is majoring in kinesiology and wants to be a pediatrician
- J'Kyra Brown is an accomplished bowler. She took up bowling at four years old and holds several lane records back home at the Rocky Mount Bowling Center. Her all-time best is a 275 and she also has a 248 game. She owns five different bowling balls. The Black Widow is her baby, but she also has a SpongeBob ball that she got when she was 10 that she uses for spares, for straight balls or corner shots

- Dominique Toussaint's dream one-on-one match-up is to go up against Sue Bird. Her favorite sports team is the New York Liberty

- Lauren Moses can juggle. Moses' brother, Dezman, played for the Green Bay Packers (2012) and the Kansas City Chiefs (2013-15), including seeing action in the 2015 Divisional Playoff against the Patriots

- Felicia Aiyeotan did not start playing basketball until she was 15 as "Most schools just have soccer fields. There weren't basketball courts or gyms at my school because it was a public school. They don't have a lot of resources for that. Where I lived, though, there was an outdoor basketball court. I would go there on the weekends because during the week, I had to go to tutoring. At that time I wasn't fully into basketball. Since it was outdoors, the weather would sometimes mess your schedule up because it would rain." She came to the United States before her freshman year in high school.

- She spent three years at Neumann Goretti High in Philadelphia (where they were the No. 1 team in the nation her junior year before transferring to Blair Academy in New Jersey for her senior year. Pounded Yam Egusi Soup is her favorite dish from home that her mom makes. "Pounded yam looks like dough, like mashed potatoes and then Egusi soup is made out of melon and vegetables. You can add whatever you want, if you want beef or fish, but it is spicy." She really misses the spice of Nigerian food.

- The Cavaliers took a foreign tour this summer, spending seven days in Costa Rica in August, taking on a Canadian team as well as the Costa Rican National Team. It allowed the squad time to practice as well as the experience of getting three exhibition games under their belt. While in Costa Rica, the team went zip lining through a jungle while others went on an ATV tour. Some of them took surfing lessons as well as seeing wildlife that included a river filled with crocodiles. Their favorite part of the trip, however, was a trip to an orphanage, an activity they enjoyed so much, the itinerary of the trip was altered to allow a return visit to see the kids

### LANGUAGE OF HOOPS

- Lisa Jablonowski is fluent in four languages (English, German, Luxembourgish and French) as well as being able to speak some conversational Polish and a little Spanish

- Felicia Aiyeotan is fluent in Yoruba

- Aliyah Huland EI and Lauren Moses studied abroad in Valencia, Spain, during the summer of 2016 and spoke nothing but Spanish while they were living there

### WHAT'S IN A NAME?

- Felicia Aiyeotan's first name means "fortunate, lucky"

- Dominique Toussaint was "named after the country my parents are from: Dominica"

- Jocelyn Willoughby: "There's a jazz singer named Jocelyn Brown. My dad really liked her name, Jocelyn, and decided that if he had a daughter, that would be her name."

- Lisa Jablonowski's middle name is her grandmother's name

- J'Kyra Brown: "My initials are JMB, the same initials of my Dad's name as well as his two brothers"

- Jae'Lisa Allen: Dad name - Jason, mom's name - Lisa = Jae'Lisa

### VIRGINIA RECORD BOOK

#### 1000 POINTS CLUB

1.	2540	Monica Wright (200-10)
2.	2135	Dawn Staley (1989-92)
25.	1122	LaTonya Blue (2002-05)
26.	1080	Breyana Mason (2014-17)
27.	1070	Schuye LaRue (2000-01)
28.	1053	Siedah Williams (2004-07)
29.	1034	Svetlana Volnaya (1999-01)
30.	1028	Sarah Imovbioh (2013-15)
31.	1023	Chelsea Shine (2009-12)
32.	1003	Jenny Boucek (1993-96)

**NR 973 Lauren Moses (2015-present)**

**NR 971 Aliyah Huland EI (2015-present)**

#### BLOCKS- CAREER

1.	330	DeMya Walker (1996-99)
2.	152	Heather Burge (1990-93)
3.	139	Jocelyn Logan-Friend (2002-05)
4.	123	Monick Foote (1995-99)
5.	110	Tonya Cardoza (1987-91)
6.	108	Heidi Burge (1990-93)
7.	<b>105</b>	<b>Felicia Aiyeotan (2017-present)</b>
8.	99	Chrissy Reese (1980-83)
9.	<b>96</b>	<b>Lauren Moses (2015-present)</b>
	96	Laurie Carter (1984-88)

#### BLOCKS- SEASON

1.	95	DeMya Walker (1998)
2.	84	DeMya Walker (1997)
3.	83	DeMya Walker (1999)
4.	68	DeMya Walker (1996)
5.	63	Jocelyn Logan-Friend (2005)
6.	56	Chrissy Reese (1980)
7.	54	Felicia Aiyeotan (2017)
8.	<b>51</b>	<b>Felicia Aiyeotan (2018)</b>
9.	49	Heather Burge (1993)
10.	46	Schuye LaRue (2000)

#### REBOUNDS - CAREER

1.	1221	Wendy Palmer (1993-96)
2.	955	Heather Burge (1990-93)
3.	932	DeMya Walker (1996-99)
4.	932	Cathy Grimes (1982-85)
5.	881	Lyndra Littles (2005-09)
6.	853	Heidi Burge (1990-93)
7.	827	Dawn Bryant (1986-89)
8.	805	Brandi Teamer (2002-05)
9.	793	Sarah Imovbioh (2013-15)
10.	772	Dawn Staley (1990-92)
11.	764	Monica Wright (2006-10)

**NR. 692 Lauren Moses (2015-present)**

#### THREE POINTERS - CAREER

1.	220	Tora Suber (1994-97)
2.	196	Brenna McGuire (2004-07)
3.	193	Ataira Franklin (2011-14)
4.	187	Telisha Quarles (1998-02)
5.	181	Anna Prillaman (2001-04)
6.	139	Tammi Reiss (1989-92)
7.	134	Dena Evans (1990-93)
8.	132	Monica Wright (2006-10)
9.	131	Dawn Staley (1989-92)
	131	Mikayala Venson (2015-16)

**NR 121 Aliyah Huland EI (2015-present)**



**2017-18 VIRGINIA WOMEN'S BASKETBALL ROSTER**
**NUMERICAL**

NO.	NAME	POS.	HT.	CLASS	HOMETOWN / PREVIOUS SCHOOL
1	Brianna Tinsley	Guard	5-7	Fr.	Madison, Va./St. Anne's-Belfield
2	Jae'Lisa Allen	Forward	6-2	Sr.	Pine Bluff, Ark./White Hall
3	Lauren Moses	Forward	6-2	Sr.	Mount Holly, N.J./Rancocas Valley
4	Dominique Toussaint	Guard	5-9	So.	Staten Island, N.Y./Christ the King
5	Khyasia Caldwell	Guard	5-5	Fr.	Pocono Summit, Pa./Pocono Mountain East
10	J'Kyra Brown	Guard	5-11	Sr.	Rocky Mount, N.C./Rocky Mount HS/East Carolina
13	Jocelyn Willoughby	Guard	6-0	So.	East Orange, N.J./Newark Academy
14	Lisa Jablonowski	Forward	6-3	So.	Ernster, Luxembourg/Lycees des Garçons
20	Amandine Toi	Guard	5-11	Fr.	Paris, France / ISEP Academy
23	Aliyah Huland El	Guard	6-1	Sr.	Randolph, N.J./Randolph
30	Felicia Aiyeotan	Center	6-9	So.	Lagos, Nigeria/Blair Academy (N.J.)
32	Moné Jones	Forward	6-3	Jr.	Durham, N.C./Riverside
35	Shakyna Payne	Forward	6-3	So.	Acworth, Ga./SW Atlanta Christian Academy

**ALPHABETICAL**

NO.	NAME	POS.	HT.	CLASS	HOMETOWN / PREVIOUS SCHOOL
30	Felicia Aiyeotan	Center	6-9	So.	Lagos, Nigeria/Blair Academy (N.J.)
2	Jae'Lisa Allen	Forward	6-2	Sr.	Pine Bluff, Ark./White Hall
10	J'Kyra Brown	Guard	5-11	Sr.	Rocky Mount, N.C./Rocky Mount HS/East Carolina
5	Khyasia Caldwell	Guard	5-5	Fr.	Pocono Summit, Pa./Pocono Mountain East
23	Aliyah Huland El	Guard	6-1	Sr.	Randolph, N.J./Randolph
4	Lisa Jablonowski	Forward	6-3	So.	Ernster, Luxembourg/Lycees des Garçons
32	Moné Jones	Forward	6-3	So.	Durham, N.C./Riverside
3	Lauren Moses	Forward	6-2	Sr.	Mount Holly, N.J./Rancocas Valley
35	Shakyna Payne	Forward	6-3	So.	Acworth, Ga./SW Atlanta Christian Academy
1	Brianna Tinsley	Guard	5-7	Fr.	Madison, Va./St. Anne's-Belfield
20	Amandine Toi	Guard	5-11	Fr.	Paris, France / ISEP Academy
4	Dominique Toussaint	Guard	5-9	So.	Staten Island, N.Y./Christ the King
13	Jocelyn Willoughby	Guard	6-0	So.	East Orange, N.J./Newark Academy

**HEAD COACH:** Joanne Boyle (Duke '85), 7th Year at Virginia

**ASSISTANT COACH:** La'Keshia Frett Meredith (Georgia '97), 5th year at Virginia

**ASSISTANT COACH:** Katherine Graham (LSU, '11), 2nd year at Virginia

**ASSISTANT COACH:** Tim Taylor (James Madison, '89), 9th year at Virginia

**PRONUNCIATION GUIDE**

Felicia Aiyeotan	eye-OH-tahn
Jae'Lisa Allen	JAY-lisa
J'Kyra Brown	Juh-KYE-rah
Khyasia Caldwell	KIE-Asia
Aliyah Huland El	ahh-LEE-uh HEW-land ELLE
Lisa Jablonowski	LEE-zuh YOB-lo-NOW-skee
Shakyna Payne	shuh-KYE-nuh
Amandine Toi	Ah-moe-DEEN TWAH
Dominique Toussaint	too-SAWN
La'Keshia Frett Meredith	Lah-KEE-shah

# 30 FELICIA AIYEOTAN



6-9 • Sophomore • Center • Lagos, Nigeria • Blair Academy (N.J.)

## 2017-18

- Currently leads the ACC in blocked shots and is 12th in rebounding (1/27)
- Made her first career start at Mississippi State (11/10)
- Had her second career double-double against Central Connecticut with 12 points and 10 rebounds (11/12)
- Had eight points with seven rebounds against Georgia (11/16)
- Came off the bench to score 10 points with six rebounds and six blocked shots in the game against Maryland, going 5-of-7 from the field (11/29)
- Had a career-high 14 rebounds with 10 points in 22 minutes against Ohio (12/17)
- Back-to-back double-doubles against Pitt and Syracuse to start ACC play. Added a third double-double against Clemson, giving her three in the first four ACC contests of 2018

## 2016-17

- Third in the ACC in blocked shots
- Her 53 blocked shots this season is seventh in the Virginia record book for blocked shots in a single season. Had more blocked shots this season than the entire team did in 2013-14

## OTHER

- Is 6-9 with a wing span of 7-3
- Played her senior season at Blair Academy (N.J.), averaging 14.0 points per game. As a junior at Nuemann Goretti High in Philadelphia, Pa., won the national title with the team going 30-0 and finishing as the top-ranked high school team in the country
- Rated as the No. 87 overall prospect and No. 14 at her position by ProspectNation and No. 15 among all 2016-17 centers by ESPN HoopGurlz
- Played on the Nigerian U16 National Team

## 2017-18 GAME-BY-GAME:

Opponent	GS	FG-FGA	3FG-3FGA	FT-FTA	Off-Def	Total Reb	PF	Points	A	TO	Blk	Stl	Min
at Miss St	*	1-2	0-0	2-4	2-5	7	1	4	0	2	4	0	29
CENT CONN	*	6-11	0-0	0-2	6-4	10	3	12	0	0	1	1	18
GEORGIA	*	3-8	0-0	2-2	2-5	7	1	8	1	2	1	1	29
at Dayton	*	2-6	0-0	1-2	2-4	6	2	5	0	2	2	0	12
HAMPTON		1-2	0-0	0-0	0-3	3	3	2	0	1	3	0	15
HARVARD		2-6	0-0	2-3	6-1	7	3	6	2	0	0	0	15
DUQUESNE		1-1	0-0	0-0	0-5	5	1	2	2	2	3	0	17
MARYLAND		5-7	0-0	0-2	1-5	6	2	10	0	2	6	0	27
UNCG	*	3-8	0-0	2-4	2-7	9	1	8	1	5	6	0	26
at Rutgers	*	3-7	0-0	0-0	2-9	11	1	6	1	2	4	0	37
vs Ohio	*	4-11	0-0	2-4	6-8	14	0	10	0	0	3	0	22
vs Indiana	*	5-8	0-0	0-0	2-1	3	2	10	2	4	0	0	17
MANHATTAN	*	3-5	0-0	1-1	2-7	9	1	7	0	2	1	0	22
PITT	*	5-6	0-0	0-0	4-6	10	0	10	1	2	3	0	24
SYRACUSE	*	6-10	0-0	0-2	2-8	10	1	12	3	3	2	1	28
at NC State	*	2-7	0-0	0-0	2-3	5	4	4	0	2	1	0	21
CLEMSON	*	4-8	0-0	2-3	3-7	10	0	10	2	2	4	1	18
at BC	*	3-9	0-0	0-0	2-2	4	2	6	0	2	1	0	20
at Duke	*	1-3	0-0	0-0	0-6	6	1	2	1	2	1	1	20
VA TECH	*	2-5	0-0	0-0	2-6	8	1	4	0	1	4	0	24
UNC	*	3-5	0-0	0-0	1-4	5	2	6	0	1	1	0	20
at Ga Tech													
LOUISVILLE													
at FSU													
at Va Tech													
NOTRE DAME													
MIAMI													
at Louisville													
at Wake													

## SINGLE GAME BESTS

### POINTS

Season: 12 vs CCSU (11/12)

Career: 23 vs Coppin State (11/13/16)

### REBOUNDS

Season: 14 vs Ohio (12/17)

Career: 14 vs Ohio (12/17/17)

### FG MADE

Season:

Career: 10 vs Coppin State (11/13/16)

### FG ATTEMPTS

Season: 11 (2x)

Career: 12 vs Coppin State (11/13/16)

### FG PERCENTAGE

Season: 5-of-6 vs Pitt (12/28)

Career: 8-of-9 (.889) vs UIC (12/16/16)

### FT MADE

Season:

Career: 3

### FT ATTEMPTS

Season:

Career: 4

### ASSISTS

Season: 3 vs Syracuse (12/31)

Career: 3 vs Syracuse (12/31/17)

### BLOCKS

Season: 6 (2x), last vs UNCG (12/2)

Career: 6 (multiple)

### STEALS

Season:

Career: 2, Nebraska (11/26/16)

### Double Doubles:

Season: 5, last vs. Clemson (1/7)

Career: 6, last vs. Clemson (1/7/18)

## VIRGINIA CAREER STATISTICS

Year	G-GS	Min/Avg	FG-FGA	Pct.	3FG-A	Pct.	FT-FTA	Pct.	O-D	T	Avg.	Pf-DQ	Ast	TO	Blk	St	Pts	Avg
2016-17	33-0	411/12.5	65-125	.520	0-0	.000	21-32	.656	42-79	121	3.7	28-0	14	39	54	4	151	4.6
2017-18	21-17	461/22.0	65-135	.481	0-0	.000	14-29	.483	49-106	155	7.4	32-0	16	39	51	5	144	6.9
TOTAL	54-17	872/16.1	130-260	.500	0-0	.000	35-61	.574	91-185	276	5.1	60-0	30	78	105	9	295	5.5

# 2 JAE'LISA ALLEN



6-2 • Senior • Forward • Pine Bluff, Ark. • White Hall

## AT VIRGINIA 2017-18

- Played a career-high 20 minutes against Coppin State, scoring 5 points with three rebounds
- Scored four points in the win over UNCG, playing 12 minutes (12/2)

## SINGLE GAME BESTS

### POINTS

Season: 4 vs UNCG (12/2)

Career: 5 vs Coppin State (11/13/16)

### REBOUNDS

Season:

Career: 3 (2x)

### FG MADE

Season:

Career: 2

### FG ATTEMPTS

Season:

Career: 4

### 3 PT FG MADE

Season:

Career:

### 3 PT FG ATTEMPTS

Season:

Career:

### FT MADE

Season:

Career:

### FT ATTEMPTS

Season:

Career:

### ASSISTS

Season:

Career:

### BLOCKS

Season:

Career:

### STEALS

Season:

Career:

## 2017-18 GAME-BY-GAME

Opponent	GS	FG-FGA	3FG-3FGA	FT-FTA	Off-Def	Total Reb	PF	Points	A	TO	Blk	Stl	Min
at Miss St		DNP											
CCSU		1-2	0-0	1-2	2-0	2	1	3	1	0	1	0	15
GEORGIA		DNP											
at Dayton		DNP											
HAMPTON		DNP											
HARVARD		DNP											
DUQUESNE		DNP											
MARYLAND		DNP											
UNCG		2-4	0-0	0-0	0-0	0	0	4	1	2	0	1	12
at Rutgers		0-1	0-0	0-0	0-0	0	0	0	0	0	0	0	3
vs Ohio		1-1	0-0	0-0	0-2	2	2	2	0	0	0	0	8
vs Indiana		DNP											
MANHATTAN		0-0	0-0	0-0	0-1	1	1	0	0	0	0	0	6
PITT		DNP											
SYRACUSE		INJ											
at NC State		INJ											
CLEMSON		INJ											
at BC		INJ											
at Duke		INJ											
VA TECH		DNP											
UNC		DNP											
at Ga Tech													
LOUISVILLE													
at FSU													
at Va Tech													
NOTRE DAME													
MIAMI													
at Louisville													
at Wake													

## VIRGINIA CAREER STATISTICS

Year	G-GS	Min/Avg	FG-FGA	Pct.	3FG-A	Pct.	FT-FTA	Pct.	O-D	T	Avg.	Pf-DQ	Ast	TO	Blk	St	Pts	Avg
2014-15	4-0	13/3.3	1-3	.333	0-0	.000	0-0	.000	0-2	2	0.5	3-0	0	0	0	0	2	0.5
2015-16	9-0	24/2.7	2-9	.222	0-0	.000	0-0	.000	4-1	5	0.6	3-0	0	2	0	0	4	0.4
2016-17	16-0	94/5.9	3-13	.231	0-0	.000	4-7	.571	6-5	11	0.7	14-0	2	6	1	2	10	0.6
2017-18	6-0	44/7.3	4-9	.444	0-0	.000	1-2	.500	2-3	5	0.8	4-0	2	2	1	2	9	1.5
TOTAL	35-0	175/5.0	10-34	.294	0-0	.000	5-9	.556	12-11	23	0.7	24-0	4	10	2	4	25	0.7

# 10 J'KYRA BROWN



5-11 • R-Senior • Guard • Rocky Mount, N.C. • Rocky Mount High School

## AT VIRGINIA 2017-18

- Was in the starting lineup for the season-opener at Mississippi State, the 11th start of her UVA career
- Brought down seven rebounds against Georgia (11/16)
- Scored a team-high 15 points while going 4-of-4 from three-point range against UNCG (12/2)
- Had 13 points at Rutgers, scoring eight of UVA's first 10 points in the contest (12/4)
- Scored a career-high 24 points in the win over Indiana (12/18), going 7-of-11 from the field and 6-of-6 from the freethrow line
- Had a streak of six-straight games scoring in double-digits from Nov. 26 (Dukesne) to Dec. 18 (Indiana), averaging 15.3 ppg in that span

## 2016-17

- Scored a UVA career high 18 points against Coppin State (11/13)
- Started the season with a 9-1 assist-to-turnover ratio in the first 3 games
- Made her 1st start of season against UIC, scoring 7pts with 5 assists
- Scored 14 points on 6-of-8 shooting against Md. Eastern Shore (12/21)
- Scored nine points with a team-high 10 rebounds against UMBC (12/28)
- Let the team in scoring (10 pts) and rebounding (6 reb) at Pitt (1/22)
- Made her second start of the season at Notre Dame, scoring 11 points in the first half and 14 overall, also dishing five assists and grabbing five steals (1/29)
- Recorded first career double-double (12 pts/10 rebs) in win over Georgia Tech (2/2)
- Scored 16 points in the first half against Wake Forest (2/12)
- Started both games of the WNIT, scoring 14 points in the win at Saint Joseph's, including 9 points in fourth quarter

## 2017-18 GAME-BY-GAME

Opponent	GS	FG-FGA	3FG-3FGA	FT-FTA	Off-Def	Total Reb	PF	Points	A	TO	Blk	Stl	Min
at Miss St	*	2-8	0-2	0-0	0-4	4	4	4	0	6	0	1	32
CENT CONN	*	3-6	1-4	1-2	0-4	4	0	8	2	3	0	1	15
GEORGIA	*	0-3	0-3	1-2	1-6	7	1	1	2	3	0	1	22
at Dayton		3-12	2-6	0-0	0-5	5	3	8	1	3	0	0	33
HAMPTON		2-6	2-5	0-0	0-3	3	0	6	2	1	0	0	24
HARVARD		1-7	0-4	1-2	0-1	1	2	3	0	1	0	0	24
DUQUESNE		4-9	2-5	5-6	1-3	4	5	15	2	3	0	1	36
MARYLAND		5-10	1-3	0-0	0-1	1	0	11	4	1	0	2	30
UNCG		5-6	4-4	1-2	0-6	6	3	15	4	1	0	0	29
at Rutgers	*	5-11	3-8	0-2	1-5	6	3	13	3	0	0	1	40
vs Ohio		4-6	4-5	2-2	1-4	5	2	14	6	4	0	0	28
vs Indiana		7-11	4-7	6-6	2-2	4	1	24	2	4	0	0	36
MANHATTAN		3-9	1-4	1-1	1-2	3	1	8	4	3	1	2	28
PITT		3-10	3-5	0-0	0-2	2	3	9	1	3	0	0	28
SYRACUSE		4-10	2-6	2-4	2-4	6	0	12	3	2	1	2	27
at NC State		5-9	4-6	4-8	1-4	5	3	18	2	3	0	1	34
CLEMSON		2-5	1-4	0-0	1-0	1	0	5	3	1	0	3	26
at BC		4-8	1-5	3-5	0-7	7	3	12	1	4	0	1	28
at Duke		3-9	1-5	0-0	1-1	2	2	7	2	3	0	1	27
VA TECH		1-6	1-3	2-2	1-5	6	1	5	3	2	0	1	21
UNC													
at Ga Tech													
LOUISVILLE													
at FSU													
at Va Tech													
NOTRE DAME													
MIAMI													
at Louisville													
at Wake													

## SINGLE GAME BESTS

### POINTS

Season: 24 vs Indiana (12/18)  
Career: 24 vs Indiana (12/18/17)

### REBOUNDS

Season: 7 (2x) last at BC (1/11)  
Career: 10 (3x) last vs. Georgia Tech (2/2)

### FG MADE

Season: 7 vs Indiana (12/18)  
Career: 7 vs Indiana (12/18/17)

### FG ATTEMPTS

Season: 12 at Dayton (11/19)  
Career: 14 at Notre Dame (1/29/16)

### FG Percentage

Season: 5-6 vs UNCG (12/2)  
Career: 5-6 vs UNCG (12/2/17)

### 3 PT FG MADE

Season: 4 vs UNCG (12/2)  
Career: 4 (several)

### 3 PT FG ATTEMPTS

Season: 8 at Rutgers (12/4)  
Career: 9 at Miami (2/9/17)

### 3 PT FG Percentage

Season: 4-4 vs UNCG (12/2)  
Career: 4-4 vs UNCG (12/2/17)

### FT MADE

Season: 6 vs Indiana (12/18)  
Career: 8 vs Florida State (2/16/17)

### FT ATTEMPTS

Season: 8 at NC State (1/4)  
Career: 10 vs Florida State (2/16/17)

### ASSISTS

Season: 4 (2x) last vs UNCG (12/2)  
Career: 6 (2x) last at Syracuse (1/2/17)

### STEALS

Season: 1 at Rutgers (12/4)  
Career: 5 at Notre Dame (1/29/17)

### DOUBLE DOUBLES

Season:  
Career: 1 vs Georgia Tech (2/2)

## AT EAST CAROLINA

Year	G-GS	Min/Avg	FG-FGA	Pct.	3FG-A	Pct.	FT-FTA	Pct.	O-D	T	Avg.	Pf-DQ	Ast	TO	Blk	St	Pts	Avg
2013-14	31-1	341/11.0	63-155	.406	27-81	.333	31-42	.738	21-31	52	1.7	45-0	25	41	9	16	184	5.9
<b>AT VIRGINIA</b>																		
Year	G-GS	Min/Avg	FG-FGA	Pct.	3FG-A	Pct.	FT-FTA	Pct.	O-D	T	Avg.	Pf-DQ	Ast	TO	Blk	St	Pts	Avg
2015-16	33-6	545/16.5	51-168	.304	27-85	.318	37-52	.712	31-61	92	2.8	60-0	30	50	3	23	166	5.0
2016-17	33-4	808/24.5	86-220	.391	48-127	.378	65-91	.714	42-95	137	4.2	64-1	67	73	4	36	285	8.6
2017-18	21-4	595/28.3	70-168	.417	38-97	.392	31-46	.674	13-72	85	4.0	38-1	47	54	2	18	209	10.0
TOTAL	87-14	1948/22.4	207-556	.372	113-309	.366	133-189	.704	86-228	314	3.6	162-2	144	177	9	77	660	7.6

# 5 KHYASIA CALDWELL



5-5 • Freshman • Guard • Pocono Summit, Pa. • Pocono Mountain East

## AT VIRGINIA

### 2017-18

- Made her collegiate debut at Mississippi State, scoring two points and grabbing a steal in two minutes on the court (11/10)
- Scored four points in four minutes against Manhattan (12/21)
- Will be a two-sport athlete at UVA, also be competing for the track & field team in the spring

## HIGH SCHOOL/CLUB

- Four-year varsity letter winner in basketball at Pocono Mountain East High School
- Earned Second Team All-Conference honors her freshman season, tying her school record for single-game rebounding with 23 in one contest
- First Team All-Conference her sophomore and senior seasons
- Junior season was named the Pocono Record Girl's Basketball Player of the Year
- Reached the 1,000 career point mark her senior year while averaging 14 points, 7.4 assists and 9 rebounds per game
- Also competed in track: Three-time PIAA State Champion in the long jump
- Holds school records in four events: the 100 (12.14), 200 (24.54), 400 (57.94) and long jump (20-5), and owns the long jump record in both the Eastern Pennsylvania Conference and District 11

## SINGLE GAME BESTS

### POINTS

Season: 5 vs CCSU (11/12)

### REBOUNDS

Season:

### FG MADE

Season:

### FG ATTEMPTS

Season:

### 3 PT FG MADE

Season:

### 3 PT FG ATTEMPTS

Season:

Career:

### FT MADE

Season:

### FT ATTEMPTS

Season:

### ASSISTS

Season:

### BLOCKS

Season:

### STEALS

Season:

## 2017-18 GAME-BY-GAME

Opponent	GS	FG-FGA	3FG-3FGA	FT-FTA	Off-Def	Total Reb	PF	Points	A	TO	Blk	Stl	Min
at Miss St	1-2	0-0	0-0	0-0	0-0	0	0	2	0	0	0	1	2
CENT CONN	2-3	1-2	0-2	1-1	2	3	5	1	0	0	0	0	9
GEORGIA	0-0	0-0	0-0	0-0	0	0	0	0	0	0	0	0	0
at Dayton	0-0	0-0	0-0	0-0	0	0	0	0	0	0	0	0	0+
HAMPTON	DNP												
HARVARD	DNP												
DUQUESNE	0-0	0-0	0-0	0-0	0	2	0	0	0	0	0	0	0+
MARYLAND	DNP												
UNCG	0-0	0-0	0-0	0-0	0	1	0	0	1	0	0	0	5
at Rutgers	0-0	0-0	0-0	0-0	0	0	0	0	0	0	0	0	1
vs Ohio	0-3	0-0	0-0	0-0	0	1	0	0	0	0	0	0	3
vs Indiana	DNP												
MANHATTAN	1-1	0-0	2-2	0-0	0	0	4	0	0	0	0	0	4
PITT	DNP												
SYRACUSE	DNP												
at NC State	DNP												
CLEMSON	1-2	0-0	0-0	0-0	0	1	2	0	0	0	0	0	4
at BC	DNP												
at Duke	DNP												
VA TECH	DNP												
UNC	DNP												
at Ga Tech													
LOUISVILLE													
at FSU													
at Va Tech													
NOTRE DAME													
MIAMI													
at Louisville													
at Wake													

## VIRGINIA CAREER STATISTICS

Year	G-GS	Min/Avg	FG-FGA	Pct.	3FG-A	Pct.	FT-FTA	Pct.	O-D	T	Avg.	Pf-DQ	Ast	TO	Blk	St	Pts	Avg
2017-18	10-0	28/2.8	5-11	.455	1-2	.500	2-4	.500	1-1	2	0.2	9-0	1	1	0	1	13	1.3



# 23 ALIYAH HULAND EL



6-1 • Senior • Guard • Randolph, N.J. • Randolph High School

## AT VIRGINIA 2017-18

- Vying to join the UVA 1,000 point club, currently sitting at 971 career points (as of 1/26)
- Came off the bench to go 5-of-6 from the field for 13 points against Central Connecticut (11/12)
- Had a season-high seven rebounds against Georgia (11/16)
- Made her first start of the season against Hampton, scoring 10 points in the first half (11/21)
- Named to the Cavalier Classic all-tournament team after hitting the game-tying three-pointer against Harvard (11/25) and scoring a team-high 17 points against Duquesne (11/26)
- Grabbed 10 rebounds in the overtime win against Indiana (12/18)
- Scored a season-high 19 points in the win over North Carolina, going 5-of-7 for 12 points in the first quarter (1/25)

## 2016-17

- Had the first double-double of her career with 12 points and 10 assists against Coppin State, the first UVA player to have double-digit assists in a game since Sharneé Zoll had 11 in 2008
- Scored 11 points in the first quarter in the win over Rutgers (11/20)
- Back-to-back 16-point games against Rutgers and St. John's (11/20, 25)
- Made her first five field goal attempts against BC, scoring 12 points in the first 16 minutes (1/15)
- Scored 10 points against NC State, with seven coming in the final quarter (2/26)

## 2017-18 GAME-BY-GAME:

Opponent	GS	FG-FGA	3FG-3FGA	FT-FTA	Off-Def	Total Reb	PF	Points	A	TO	Blk	Stl	Min
at Miss St		2-6	0-2	2-2	0-0	0	2	6	0	0	0	0	21
CENT CONN		5-6	1-1	2-2	0-1	1	1	13	2	1	1	3	17
GEORGIA		3-4	2-3	1-2	2-5	7	2	9	2	2	1	1	20
at Dayton		3-6	1-2	1-1	1-2	3	3	8	1	1	2	1	27
HAMPTON	*	3-9	2-3	2-2	0-2	2	1	10	2	1	1	2	29
HARVARD	*	2-6	2-5	2-2	2-3	5	2	8	4	4	2	2	26
DUQUESNE	*	5-13	4-10	3-5	2-2	4	3	17	0	1	1	0	23
MARYLAND	*	3-5	1-3	2-2	0-1	1	2	9	1	2	2	0	23
UNCG	*	5-8	3-4	0-0	0-3	3	4	13	2	5	1	1	30
at Rutgers	*	1-4	0-2	1-2	2-2	4	4	3	2	2	0	0	25
vs Ohio	*	8-15	1-2	0-0	3-0	3	2	17	1	2	1	0	25
vs Indiana	*	3-11	1-4	0-0	3-7	10	2	7	1	3	0	0	32
MANHATTAN	*	3-8	0-3	1-1	1-1	2	1	7	2	3	0	2	24
PITT	*	3-7	0-2	4-4	0-2	2	2	10	0	1	1	0	25
SYRACUSE	*	4-8	3-5	4-6	3-2	5	1	15	2	2	0	1	35
at NC State	*	5-11	1-4	2-2	1-3	4	0	13	1	2	0	0	37
CLEMSON	*	4-7	0-2	0-1	1-1	2	0	8	3	2	0	2	25
at BC	*	3-8	1-2	0-0	0-2	2	1	7	2	2	0	1	33
at Duke	*	6-13	2-5	0-0	2-1	3	4	14	3	2	0	2	36
VA TECH	*	5-12	0-3	4-4	0-4	4	1	14	0	2	0	1	30
UNC	*	8-14	3-7	0-0	2-0	2	2	19	2	0	0	1	27
at Ga Tech													
LOUISVILLE													
at FSU													
at Va Tech													
NOTRE DAME													
MIAMI													
at Louisville													
at Wake													

## SINGLE GAME BESTS

### POINTS

Season: 19 vs North Carolina (1/25)  
Career: 23 vs Louisville (1/5/17)

### REBOUNDS

Season: 10 vs Indiana (12/18)  
Career: 10 (2x) vs Indiana (12/18/17)

### FG MADE

Season: 8 (2x) last vs North Carolina (1/25)  
Career: 9 vs Longwood (11/22/15)

### FG ATTEMPTS

Season: 15 vs Ohio (12/17)  
Career: 15 (2x)

### FG SHOOTING

Season: 5-6 (.833) vs CCSU (11/12)  
Career: 7-10 (.700) vs NJIT (12/5/15)

### 3 PT FG MADE

Season: 4 vs Duquesne (11/26)  
Career: 4, several

### 3 PT FG ATTEMPTS

Season: 10 vs Duquesne (11/26)  
Career: 10 vs Duquesne (11/26/17)

### 3 PT FG PERCENTAGE

Season: 3-of-4 vs UNCG (12/2)  
Career: 3-of-3 vs Miami (1/3/16)

### FT MADE

Season:  
Career: 7 at Auburn (11/19/15)

### FT ATTEMPTS

Season:  
Career: 8 at Auburn (11/19/15)

### ASSISTS

Season: 2 (2x) last vs. Georgia (11/16)  
Career: 10 vs Coppin State (11/13/16)

### BLOCKS

Season: 1 (2x) last vs Georgia (11/16)  
Career: 3 (2x) last vs Miami (1/3/16)

### STEALS

Season: 3 vs. CCSU (11/12)  
Career: 4 vs Longwood (12/16/14)

### DOUBLE DOUBLES

Season:  
Career: 1 vs Coppin State (11/13/16)

## VIRGINIA CAREER STATISTICS

Year	G-GS	Min/Avg	FG-FGA	Pct.	3FG-A	Pct.	FT-FTA	Pct.	O-D	T	Avg.	Pf-DQ	Ast	TO	Blk	St	Pts	Avg
2014-15	31-1	552/17.8	63-189	.333	23-93	.247	24-32	.750	19-34	53	1.7	59-0	29	43	10	24	173	5.6
2015-16	34-10	853/25.1	120-281	.427	35-107	.327	51-63	.810	40-74	114	3.4	90-4	46	94	21	35	326	9.6
2016-17	33-23	750/22.7	87-222	.392	35-113	.310	36-51	.706	29-70	99	3.0	65-0	43	49	19	24	245	7.4
2017-18	21-17	570/27.1	84-181	.464	28-74	.378	31-38	.816	25-44	69	3.3	40-0	33	40	13	20	227	10.8
TOTAL	119-51	2725/22.9	354-873	.405	121-387	.313	142-184	.772	113-222	335	2.8	254-4	151	226	63	103	971	8.2

# 14 LISA JABLONOWSKI



6-3 • Sophomore • Wing/Forward • Ernster, Luxembourg • Lycee des Garcons

## AT VIRGINIA

### 2017-18

- Started the game at Dayton (11/19)
- Had five assists and six rebounds in the win over North Carolina (1/25)

### 2016-17

- Moved into the starting lineup for the final nine games of the season
- Made her collegiate debut in the season-opener against Middle Tennessee, scoring four points with four rebounds in 11 minutes
- Had a game-high six rebounds in 13 minutes against Rutgers (11/20)
- Made her first career start against Wake Forest (2/12)
- Had a team-high eight rebounds in the upset win over No. 4 FSU (2/16)

## HIGH SCHOOL/CLUB

- Named Sportswoman of the Year, the most prestigious award in Luxembourg, for her performance in the 2014-15 season
- Helped lead her Amicale Steinsel team to the 2016 National Championship of Luxembourg
- Voted to the 2016 Luxembourgish League All-Star Game roster
- Was named the Eurobasket.com Player of the Week (Nov. 9, 2015) after scoring 21 points with nine rebounds and four assists in a victory over Sparta
- A three-time MVP of the U16 and U18 divisions, she helped her team win the Luxembourg Cup in 2014 and guided them to second place finishes in the U14, U16 and U18 championships.

## 2017-18 GAME-BY-GAME:

Opponent	GS	FG-FGA	3FG-3FGA	FT-FTA	Off-Def	Total Reb	PF	Points	A	TO	Blk	Stl	Min
at Miss St	2-3	1-1	0-0	0-3	3	4	5	0	1	0	0	0	17
CENT CONN	2-3	0-0	0-0	3-3	6	0	4	1	0	0	0	1	18
GEORGIA	0-3	0-0	0-0	0-3	3	1	0	0	2	0	0	0	18
at Dayton *	0-0	0-0	0-0	0-3	3	3	0	2	1	0	0	0	20
HAMPTON	2-3	0-0	0-0	0-3	3	1	4	1	0	0	0	2	20
HARVARD	1-3	0-0	0-2	4-2	6	1	2	1	1	0	0	1	16
DUQUESNE	3-8	0-2	0-0	3-1	4	2	6	2	1	0	0	0	25
MARYLAND	1-2	0-1	0-2	3-1	4	1	2	2	2	0	0	1	25
UNCG	1-2	0-1	0-2	3-1	4	1	2	2	2	0	0	1	25
at Rutgers	1-2	0-0	0-0	1-3	4	1	2	2	1	0	0	1	27
vs Ohio	3-5	0-1	0-0	2-1	3	1	6	1	0	0	0	0	21
vs Indiana	0-0	0-0	2-2	3-2	5	2	2	2	0	1	0	0	22
MANHATTAN	3-8	0-0	0-0	2-2	4	2	6	1	1	0	0	1	20
PITT	2-4	0-0	0-0	2-1	3	0	4	1	1	1	1	2	23
SYRACUSE	1-1	0-0	0-0	0-0	0	1	2	0	0	0	0	0	12
at NC State	1-3	1-2	0-0	1-2	3	1	3	2	1	0	0	0	18
CLEMSON	1-2	0-1	0-0	1-4	5	2	2	1	1	1	0	0	18
at BC	1-4	0-0	0-0	2-3	5	0	2	0	1	1	0	0	19
at Duke	1-1	0-0	0-0	0-1	1	2	2	0	0	0	0	1	11
VA TECH	0-0	0-0	0-0	0-1	1	1	0	3	0	0	0	2	12
UNC	0-1	0-0	0-0	2-4	6	0	0	5	3	1	0	0	16
at Ga Tech													
LOUISVILLE													
at FSU													
at Va Tech													
NOTRE DAME													
MIAMI													
at Louisville													
at Wake													

## SINGLE GAME BESTS

### POINTS

Season: 6 vs Duquesne (11/26)

Career: 9 vs Nebraska (11/26)

### REBOUNDS

Season: 6 (several)

Career: 8 vs Florida State (2/16)

### FG MADE

Season:

Career: 4 vs Nebraska (11/26)

### FG ATTEMPTS

Season:

Career: 5 (2x)

### 3 PT FG MADE

Season:

Career:

### 3 PT FG ATTEMPTS

Season:

Career: 2

### FT MADE

Season:

Career:

### FT ATTEMPTS

Season:

Career:

### ASSISTS

Season: 5 vs North Carolina (1/25)

Career: 5 vs North Carolina (1/25/18)

### BLOCKS

Season:

Career:

### STEALS

Season:

Career: 3 (2x) last at Syracuse (01/02)

## VIRGINIA CAREER STATISTICS

Year	G-GS	Min/Avg	FG-FGA	Pct.	3FG-A	Pct.	FT-FTA	Pct.	O-D	T	Avg.	Pf-DQ	Ast	TO	Blk	St	Pts	Avg
2016-17	32-9	521/16.3	34-80	.425	4-15	.267	6-17	.353	45-38	83	2.6	27-0	22	29	8	30	78	2.4
2017-18	21-1	386/18.4	24-51	.471	3-10	.300	5-10	.500	27-45	72	3.4	24-0	28	18	5	12	56	2.7
TOTAL	53-10	907/17.1	58-131	.443	7-25	.280	11-27	.407	72-83	155	2.9	51-0	50	47	13	42	134	2.5

# 32 MONÉ JONES



6-3 • Junior • Forward • Durham, N.C. • Riverside High School

## AT VIRGINIA

### 2017-18

- Missed 10 games, beginning with Hampton (11/21) with a foot injury. Dressed for the Syracuse game (12/31), but did not play. Returned to action against Clemson (1/7)

### 2016-17

- Missed the first eight games of the season with a leg injury
- Made her season debut against UIC, scoring 3 ptt in 12 minutes (12/16)
- Scored nine points in 18 minutes against MDES (12/21)

## SINGLE GAME BESTS

### POINTS

#### Season:

Career: 10 vs Norfolk State (11/16/15)

### REBOUNDS

#### Season:

Career: 7 vs NJIT (12/5/15)

### FG MADE

#### Season:

Career: 3 at MT (11/13/15)

### FG ATTEMPTS

#### Season:

Career: 8 at MT (11/13/15)

### 3 PT FG MADE

#### Season:

Career:

### 3 PT FG ATTEMPTS

#### Season:

Career:

### FT MADE

#### Season:

Career: 4 vs Norfolk State (11/16/15)

### FT ATTEMPTS

#### Season:

Career: 4, 2x last vs Tulane (11/28/15)

### ASSISTS

#### Season:

Career: 1

### BLOCKS

#### Season:

Career: 2

### STEALS

#### Season:

Career: 3

## 2017-18 GAME-BY-GAME:

Opponent	GS	FG-FGA	3FG-3FGA	FT-FTA	Off-Def	Total Reb	PF	Points	A	TO	Blk	Stl	Min
at Miss St		0-3	0-0	0-0	0-0	0	1	0	2	1	0	0	19
CENT CONN		3-4	0-0	0-0	0-0	0	4	6	2	0	0	0	16
GEORGIA		0-1	0-0	0-0	0-0	0	0	0	0	2	0	0	8
at Dayton		0-0	0-0	0-0	1-0	1	0	0	1	0	0	0	4
HAMPTON		INJ											
HARVARD		INJ											
DUQUESNE		INJ											
MARYLAND		INJ											
UNCG		INJ											
at Rutgers		INJ											
vs Ohio		INJ											
vs Indiana		INJ											
MANHATTAN		INJ											
PITT		INJ											
SYRACUSE		DNP											
at NC State		DNP											
CLEMSON		0-1	0-0	1-2	0-1	1	0	1	0	0	0	0	9
at BC		0-0	0-0	0-0	0-0	0	0	0	0	0	0	0	4
at Duke		DNP											
VA TECH		0-1	0-0	0-0	0-0	0	0	0	0	0	0	0	3
UNC		0-1	0-0	0-0	0-0	0	0	0	0	0	0	0	7
at Ga Tech													
LOUISVILLE													
at FSU													
at Va Tech													
NOTRE DAME													
MIAMI													
at Louisville													
at Wake													

## VIRGINIA CAREER STATISTICS

Year	G-GS	Min/Avg	FG-FGA	Pct.	3FG-A	Pct.	FT-FTA	Pct.	O-D	T	Avg.	Pf-DQ	Ast	TO	Blk	St	Pts	Avg
2015-16	33-1	572/17.3	37-101	.366	0-3	.000	24-32	.750	30-57	87	2.6	69-2	21	43	19	18	98	3.0
2016-17	25-0	243/9.7	12-38	.316	4-12	.333	12-15	.800	8-13	21	0.8	20-1	3	13	2	5	40	1.6
2017-18	8-0	70/8.8	3-11	.273	0-0	.000	1-2	.500	1-1	2	0.3	5-0	5	3	0	0	7	0.9
TOTAL	66-1	885/13.4	52-150	.347	4-15	.267	37-49	.755	39-71	110	1.7	94-3	29	59	21	23	145	2.2

# 3 LAUREN MOSES



6-2 • Senior • Forward • Mount Holly, N.J. • Rancocas High School

## AT VIRGINIA

### 2017-18 SEASON

- Vying to become a member of the UVA 1,000 point club, currently sitting on 973 career points (as of 1/26)
- Changed jersey number to three for senior season, after wearing 21 for her first three years
- Was out of the starting lineup at Dayton, but returned against Hampton (11/21)
- Named to the Cavalier Classic all-tournament team after getting a double-double of 13 points and 10 rebounds against Harvard (11/25), her second time earning all-tourney honors at the Cav Classic after also doing so in 2015
- Scored a then-season-high 14 points in the win over Indiana (12/18) only to top it the next game with a 16-point performance against Manhattan (12/21). She started the game against the Jaspers making six of her first seven field goal attempts, scoring her first 14 points in 14 minutes on the floor
- Scored 11 points (going 5-of-7 from the floor) with seven rebounds in the win over Virginia Tech. Had an important and-one and took a crucial charge in the final two minutes (1/21)
- Just missed a double-double with 14 points and 9 rebounds against North Carolina (1/25)

### 2016-17 SEASON

- ACC All-Academic Team
- Named to the South Point Shootout All-Tournament Team after scoring 19 points in the win over Nebraska (11/26)

## 2017-18 GAME-BY-GAME

Opponent	GS	FG-FGA	3FG-3FGA	FT-FTA	Off-Def	Total Reb	PF	Points	A	TO	Blk	Stl	Min
at Miss St	*	1-6	0-0	0-0	1-2	3	1	2	1	0	1	2	18
CENT CONN	*	4-6	0-0	1-2	3-3	6	0	9	2	1	1	3	17
GEORGIA	*	2-4	0-0	1-2	0-0	0	1	5	1	3	0	1	19
at Dayton		3-12	0-0	1-1	3-2	5	1	7	0	2	0	2	27
HAMPTON	*	4-7	0-0	1-2	1-4	5	4	9	0	1	1	2	25
HARVARD	*	4-11	0-0	5-8	6-4	10	2	13	0	1	1	2	28
DUQUESNE	*	1-8	0-0	1-2	5-1	6	0	3	1	0	1	0	23
MARYLAND	*	0-3	0-0	3-4	6-5	11	3	3	2	3	2	1	29
UNCG													
at Rutgers													
vs Ohio		2-2	0-0	3-4	3-2	5	2	7	0	3	1	0	13
vs Indiana		4-8	0-0	6-8	0-0	0	3	14	1	2	1	5	29
MANHATTAN		7-9	0-0	2-2	2-2	4	3	16	0	2	0	1	21
PITT		1-3	0-0	2-2	5-2	7	2	4	0	1	0	2	19
SYRACUSE		2-7	0-1	1-2	1-1	2	2	5	1	3	1	3	20
at NC State		3-6	0-0	3-5	1-2	3	5	9	0	2	0	0	20
CLEMSON		5-8	0-0	1-3	2-1	3	1	11	1	0	0	1	19
at BC		3-7	0-0	0-0	3-0	3	1	6	1	2	0	1	22
at Duke		0-2	0-0	0-0	2-1	3	5	0	1	1	0	0	16
VA TECH		5-7	0-0	1-1	2-5	7	1	11	1	2	0	0	20
UNC		5-13	0-0	4-5	2-7	9	3	14	1	1	0	3	22
at Ga Tech													
LOUISVILLE													
at FSU													
at Va Tech													
NOTRE DAME													
MIAMI													
at Louisville													
at Wake													

## SINGLE GAME BESTS

### POINTS

Season: 16 vs Manhattan (12/21)  
Career: 27 at Richmond (11/16/16)

### REBOUNDS

Season: 11 vs Maryland (11/29)  
Career: 15 at Boston College (02/14/16)

### FG MADE

Season: 4  
Career: 9 (2x) last vs Louisville (1/5/17)

### FG ATTEMPTS

Season: 12 at Dayton (11/19)  
Career: 17 at Miami (2/9/17)

### FG SHOOTING

Season: 7-of-9 vs Manhattan (12/21)  
Career: 7-of-8 vs Coppin St (12/28/15)

### FT MADE

Season: 6 vs Indiana (12/18)  
Career: 8 at Wake Forest (1/10/16)

### FT ATTEMPTS

Season: 8 vs Indiana (12/18)  
Career: 13 at Wake Forest (1/10/16)

### FT PERCENTAGE

Season:  
Career: 9-9 at Richmond (11/16)

### ASSISTS

Season:  
Career: 4 (2x) last at Richmond (11/16/16)

### BLOCKS

Season:  
Career: 3 (4x)

### STEALS

Season: 5 vs Indiana (12/18)  
Career: 6 at Duke (2/4/16)

### DOUBLE DOUBLES

Season: 1 vs Harvard (11/25)  
Career: 9, last vs Harvard (11/25)

## VIRGINIA CAREER STATISTICS

Year	G-GS	Min/Avg	FG-FGA	Pct.	3FG-A	Pct.	FT-FTA	Pct.	O-D	T	Avg.	Pf-DQ	Ast	TO	Blk	St	Pts	Avg
2014-15	31-30	731/23.6	77-183	.421	0-1	.000	35-66	.530	66-111	177	5.7	95-5	26	64	34	26	189	6.1
2015-16	34-34	969/28.5	128-293	.437	0-1	.000	65-115	.565	101-135	236	6.9	104-5	33	72	24	52	321	9.4
2016-17	33-33	874/26.5	134-281	.477	0-0	.000	47-75	.627	67-120	187	5.7	93-3	35	65	28	43	315	9.5
2017-18	19-7	407/21.4	56-129	.434	0-1	.000	36-53	.679	48-44	92	4.8	40-2	14	30	10	29	148	7.8
TOTAL	117-104	2981/25.5	395-886	.446	0-3	.000	183-309	.592	282-410	692	5.9	332-15	108	231	96	150	973	8.3



# 35 SHAKYNA PAYNE



6-3 • R-Sophomore • Forward • Acworth, Ga. • SW Atlanta Christian Academy

## AT VIRGINIA 2017-18

- Scored her first career points against Central Connecticut (11/12)
- Grabbed three rebounds against CCSU (11/12) and Ohio (12/17)

## 2016-17

- Made her collegiate debut in the South Point Shootout game against Nebraska, playing seven minutes

## 2015-16

- Missed the entire season with a leg injury

## HIGH SCHOOL

- Played four years of varsity basketball, playing three years at Etowah before finishing her senior year at Southwest Atlanta Christian Academy
- Was an honorable mention All-County player in 2011 before earning second-team honors in 2012 and then being named to the first-team in 2013
- 2014 Atlanta Journal Constitution All-State Class A Second Team
- Scored over 1,100 points in her prep career, averaging 12.6 points per game as a junior and 14.2 points with 7.3 rebounds per game her senior season
- Also played two years of varsity volleyball at Etowah as a middle blocker

## 2017-18 GAME-BY-GAME

Opponent	GS	FG-FGA	3FG-3FGA	FT-FTA	Off-Def	Total Reb	PF	Points	A	TO	Blk	Stl	Min
at Miss St		DNP											
CENT CONN		2-2	0-0	0-0	0-3	3	3	4	0	2	0	0	13
GEORGIA		DNP											
at Dayton		DNP											
HAMPTON		DNP											
HARVARD		DNP											
DUQUESNE		DNP											
MARYLAND		DNP											
UNCG		0-1	0-0	0-0	0-0	0	1	0	0	0	0	0	3
at Rutgers		DNP											
vs Ohio		0-1	0-0	1-2	2-1	3	1	1	0	1	0	0	3
vs Indiana		DNP											
MANHATTAN		0-1	0-0	0-0	0-0	0	1	0	0	1	0	1	4
PITT		DNP											
SYRACUSE		DNP											
at NC State		DNP											
CLEMSON		0-1	0-0	0-0	0-0	0	0	0	0	0	0	0	5
at BC		DNP											
at Duke		DNP											
VA TECH		DNP											
UNC		DNP											
at Ga Tech													
LOUISVILLE													
at FSU													
at Va Tech													
NOTRE DAME													
MIAMI													
at Louisville													
at Wake													

## SINGLE GAME BESTS

### POINTS

Season: 4 vs CCSU (11/12)

### REBOUNDS

Season: 3 (2x) last vs Ohio (12/17)

### FG MADE

Season:

### FG ATTEMPTS

Season:

### 3 PT FG MADE

Season:

### 3 PT FG ATTEMPTS

Season:

### FT MADE

Season:

### FT ATTEMPTS

Season:

### ASSISTS

Season:

### BLOCKS

Season:

### STEALS

Season:

## VIRGINIA CAREER STATISTICS

Year	G-GS	Min/Avg	FG-FGA	Pct.	3FG-A	Pct.	FT-FTA	Pct.	O-D	T	Avg.	Pf-DQ	Ast	TO	Blk	St	Pts	Avg
2015-16	INJURED																	
2016-17	5-0	19/3.8	0-4	.000	0-0	.000	0-2	.000	0-2	2	0.4	1-0	0	1	1	0	0	0.0
2017-18	5-0	28/5.6	2-6	.333	0-0	.000	1-2	.500	2-4	6	1.2	6-0	0	4	0	1	5	1.0
TOTAL	10-0	47/4.7	2-10	.200	0-0	.000	1-4	.250	2-6	8	0.8	7-0	0	5	1	1	5	0.5

# 1 BRIANNA TINSLEY



5-7 • Freshman • Guard • Madison, Va. • St. Anne's-Belfield

## AT VIRGINIA 2017-18

- Made her collegiate debut at Mississippi State, grabbing two rebounds in her first two minutes on the floor. Finished the game with seven points and two rebounds (11/10)
- Made her first career start at Dayton (11/19)
- Scored a season-high 10 points against North Carolina (1/25)

## HIGH SCHOOL/CLUB

- Two-time Scrimmage Play area Player of the Year
- Three-time First Team All-Central Virginia Team
- Three-time First Team VISAA Division I All-State
- Four-time All-LIS selection
- Competed in ASSIST Women's 2017 National All-American Senior High School Basketball All Star Game
- Averaged 15.2 points, 3.9 assists, 3.9 steals and 3.4 rebounds per game in her four-year career, averaging 17.8 points her senior season
- Also ran track, 200m Conference/State Champion
- 100m Conference/State Runner Up

## SINGLE GAME BESTS

### POINTS

Season: 8 vs Manhattan (12/21)

### REBOUNDS

Season: 4 (2x)

### FG MADE

Season: 3

### FG ATTEMPTS

Season: 8 vs Indiana (12/18)

### 3 PT FG MADE

Season:

### 3 PT FG ATTEMPTS

Season: 5 vs Harvard (11/25)

### FT MADE

Season: 2

### FT ATTEMPTS

Season: 4

### ASSISTS

Season: 5 vs Ohio (12/17)

### BLOCKS

Season:

### STEALS

Season:

## 2017-18 GAME-BY-GAME

Opponent	GS	FG-FGA	3FG-3FGA	FT-FTA	Off-Def	Total Reb	PF	Points	A	TO	Blk	Stl	Min
at Miss St		2-4	1-1	2-2	0-2	2	1	7	1	4	0	0	18
CENT CONN		1-8	1-3	0-0	2-2	4	1	3	3	1	0	0	23
GEORGIA		1-1	1-1	0-0	0-1	1	1	3	1	2	0	1	15
at Dayton	*	0-5	0-1	0-0	0-1	1	0	0	1	0	0	0	11
HAMPTON	*	3-5	0-1	0-0	0-1	1	2	6	0	5	1	1	23
HARVARD	*	0-6	0-5	1-2	0-1	1	0	1	0	0	0	1	17
DUQUESNE	*	1-1	1-1	0-0	0-2	2	2	3	3	1	0	0	19
MARYLAND	*	0-3	0-1	0-0	0-2	2	2	0	2	1	0	2	16
UNCG	*	1-3	0-2	2-4	0-1	1	3	4	3	1	0	1	22
at Rutgers	*	1-2	1-1	2-2	0-1	1	3	5	0	3	0	0	20
vs Ohio	*	1-6	1-4	0-0	0-3	3	1	3	5	3	0	0	28
vs Indiana	*	2-8	1-4	0-0	0-4	4	1	5	4	3	0	0	21
MANHATTAN	*	3-4	1-2	1-2	0-1	1	0	8	2	2	0	1	19
PITT	*	2-5	1-3	0-0	0-1	1	0	5	1	1	0	0	14
SYRACUSE	*	1-5	1-3	2-2	3-0	3	2	5	1	0	0	2	17
at NC State	*	1-2	1-2	2-2	1-0	1	2	5	2	2	0	1	19
CLEMSON	*	2-5	1-3	0-0	0-1	1	1	5	1	1	0	0	23
at BC	*	2-3	0-1	1-1	0-0	0	4	5	1	2	0	0	20
at Duke	*	2-4	2-2	0-0	1-2	3	1	6	3	4	0	1	29
VA TECH	*	1-5	1-3	0-0	0-1	1	1	3	0	1	0	0	22
UNC	*	4-7	2-4	0-0	0-2	2	2	10	3	0	0	1	28
at Ga Tech													
LOUISVILLE													
at FSU													
at Va Tech													
NOTRE DAME													
MIAMI													
at Louisville													
at Wake													

## VIRGINIA CAREER STATISTICS

Year	G-GS	Min/Avg	FG-FGA	Pct.	3FG-A	Pct.	FT-FTA	Pct.	O-D	T	Avg.	Pf-DQ	Ast	TO	Blk	St	Pts	Avg
2017-18	21-18	424/20.2	31-92	.337	17-48	.354	13-17	.765	7-29	36	1.7	30-0	37	37	1	12	92	4.4

# 4 DOMINIQUE TOUSSAINT



5-9 • Sophomore • Guard • Staten Island, N.Y. • Christ the King

## AT VIRGINIA

### 2017-18

- Opened the season by scoring a team-high 17 points at Mississippi State (11/10) and followed with another 17-point game against Central Connecticut (11/12)
- Scored a team-high 18 points against Georgia (11/16)
- Scored five baskets and had six assists in the win over Hampton (11/21)

### 2016-17

- ACC All-Freshman Team
- Third among ACC freshmen in points per game (9.5)
- Was in the starting lineup for her collegiate debut, scoring 16 points with five rebounds against Middle Tennessee (11/11)
- Was named to the Cavalier Classic All-Tournament Team after scoring a team-high 17 points in the finale against Dayton (12/29)
- Named the ACC Rookie of the Week (Feb. 6) after scoring a team-high 16 points in the Cavaliers' overtime win against Georgia Tech, scoring UVA's final eight points of the first quarter, keying the Cavaliers to a 19-14 lead at the first break. Toussaint added another 10 points against Duke, leading the Cavaliers in scoring for the second-straight game
- Hit the game-tying three-pointer at the buzzer to send the Syracuse game into overtime (1/5)
- Scored 16 points in the victory at Clemson (1/19)
- Scored career-high 19 points, incl. 12 in OT, in the win over Wake (2/12)
- Led the team in scoring in the upset of No. 4 FSU with 14 points, eight coming in the fourth quarter
- Scored 10 pts with 5 reb in ACC Tourney win over Wake (3/2)

## HIGH SCHOOL/CLUB

- 2016 Miss New York Basketball, 2016 Gatorade New York State Girls' Basketball Player of the Year

## 2017-18 GAME-BY-GAME

Opponent	GS	FG-FGA	3FG-3FGA	FT-FTA	Off-Def	Total Reb	PF	Points	A	TO	Blk	Stl	Min
at Miss St	*	5-10	1-3	6-7	2-4	6	4	17	3	8	0	1	24
CENT CONN	*	6-14	3-7	2-2	1-1	2	1	17	3	0	0	3	18
GEORGIA	*	6-18	2-5	4-7	1-2	3	1	18	5	3	0	1	36
at Dayton	*	3-13	1-3	2-2	0-2	2	4	9	4	0	0	1	35
HAMPTON	*	5-11	1-6	3-6	0-3	3	2	14	6	3	0	2	34
HARVARD	*	2-12	1-3	0-0	0-3	3	2	5	2	2	0	0	37
DUQUESNE	*	5-12	1-3	0-0	0-2	2	3	11	2	3	0	0	27
MARYLAND	*	8-18	2-5	0-1	0-2	2	3	18	2	6	0	1	35
UNCG	*	4-7	1-3	2-2	0-4	4	2	11	1	3	0	1	26
at Rutgers	*	0-4	0-1	0-0	0-0	0	2	0	1	1	0	0	9
vs Ohio	*	5-9	3-6	0-0	0-6	6	3	13	5	5	0	2	26
vs Indiana	*	4-10	1-5	3-5	0-3	3	3	12	4	5	0	3	39
MANHATTAN	*	2-5	0-2	1-2	0-4	4	1	5	5	1	0	2	30
PITT	*	4-17	2-8	6-6	0-4	4	1	16	7	1	0	3	36
SYRACUSE	*	3-10	1-5	2-2	0-5	5	4	9	6	3	0	2	32
at NC State	*	4-9	2-5	1-2	0-4	4	5	11	1	1	0	0	20
CLEMSON	*	4-8	2-5	0-0	0-3	3	3	10	5	1	0	1	25
at BC	*	5-8	2-3	0-0	0-2	2	2	12	7	2	0	0	22
at Duke	*	2-8	2-8	0-0	0-0	0	4	6	3	3	0	0	24
VA TECH	*	5-15	2-7	2-2	0-3	3	1	14	3	4	0	1	37
UNC	*	4-6	3-5	2-2	0-4	4	3	13	5	2	0	0	24
at Ga Tech													
LOUISVILLE													
at FSU													
at Va Tech													
NOTRE DAME													
MIAMI													
at Louisville													
at Wake													

## SINGLE GAME BESTS

### POINTS

Season: 18 (2x) last vs Maryland (11/29)  
Career: 19 vs Wake Forest (2/12/17)

### REBOUNDS

Season: 6 vs CCSU (11/12)  
Career: 9 at Richmond (11/16/16)

### FG MADE

Season: 6  
Career: 7 vs. Georgia Tech (2/2/17)

### FG ATTEMPTS

Season: 18 (2x)  
Career: 18 (2x)

### 3 PT FG MADE

Season: 3 vs CCSU (11/12)  
Career: 3 vs CCSU (11/12)

### 3 PT FG ATTEMPTS

Season: 8 vs Pitt (12/28)  
Career: 8 (2x)

### FT MADE

Season: 6 (2x) last vs Pitt (12/28)  
Career: 6 (2x)

### FT ATTEMPTS

Season: 7(2x)  
Career: 8 vs Middle Tennessee (11/11/16)

### FT PERCENTAGE

Season: 6-6 vs Pitt (12/28)  
Career: 6-6 vs Pitt (12/28/17)

### ASSISTS

Season: 7 (2x) last at BC (1/11)  
Career: 7 (2x) last at BC (1/11/18)

### BLOCKS

Season:  
Career: 2

### STEALS

Season: 3 vs CCSU (11/12)  
Career: 4 at BGSU (12/4/16)

## VIRGINIA CAREER STATISTICS

Year	G-GS	Min/Avg	FG-FGA	Pct.	3FG-A	Pct.	FT-FTA	Pct.	O-D	T	Avg.	Pf-DQ	Ast	TO	Blk	St	Pts	Avg
2016-17	31-30	808/26.1	113-288	.392	25-82	.305	44-59	.746	19-82	101	3.3	77-2	74	96	4	42	295	9.5
2017-18	21-20	596/28.4	86-224	.384	33-98	.337	36-48	.750	4-61	65	3.1	54-1	80	57	0	24	241	11.5
TOTAL	52-50	1404/27.0	199-512	.389	58-180	.322	80-107	.748	23-143	166	3.2	131-3	154	153	4	66	536	10.3

# 13 JOCELYN WILLOUGHBY



6-0 • Sophomore • Forward/Guard • East Orange, N.J. • Newark Academy

## AT VIRGINIA 2017-18

- Scored a team-high 19 points in the win over Central Connecticut and followed that with a 17-point performance against Georgia (11/16)
- Scored 11 points in 22 minutes against UNCG, going 5-of-7 from the field (12/2)
- Led team with 14 points at Rutgers (12/4)
- Scored 18 points on 7-of-9 shooting with 11 rebounds for her first double-double of the season at BC (1/11); followed that with a second straight double-double at Duke with 11 points and 10 rebounds

## 2016-17

- ACC All-Freshman Team; ACC All-Academic Team
- Second among ACC freshmen in rebounding (6.2 per game) and leads the conference rookies in steals per game (1.7 per game, 55 overall)
- Third among ACC freshmen in scoring at 9.2 points per game
- Became the first freshman to lead UVA in rebounding since Brandi Teamer in 2002 and the first freshman guard to do so since Chrissy Reese in 1980
- Only player on the 2016-17 team to have two 20-point games in the season

## HIGH SCHOOL/CLUB

- 2016 Gatorade New Jersey Girl's Basketball Player of the Year

## SINGLE GAME BESTS

### POINTS

Season: 19 vs CCSU (11/12)  
Career: 25 at Saint Joseph's (3/17/17)

### REBOUNDS

Season: 11 at BC (1/11)  
Career: 11 (2x) last at BC (1/11)

### FG MADE

Season: 8 vs CCSU (11/12)  
Career: 10 at Saint Joseph's (3/17/17)

### FG ATTEMPTS

Season: 14 at Rutgers (12/4)  
Career: 14 (2x) last at Rutgers (12/4/17)

### 3 PT FG MADE

Season: 2

### 3 PT FG ATTEMPTS

Season: 4

### FT MADE

Season: 6 at NC State (1/4)  
Career: 12 vs Dayton (12/29/16)

### FT ATTEMPTS

Season: 6 at NC State (1/4)  
Career: 14 vs Dayton (12/29/16)

### FT PERCENTAGE

Season: 6-6 at NC State (1/4)  
Career: 12-of-14 (.857) vs Dayton (12/29/16)

### ASSISTS

Season:  
Career: 4 at Notre Dame (1/29/17)

### BLOCKS

Season:  
Career: 3 vs UMBC (12/28/16)

### STEALS

Season:  
Career: 6 at Georgia (12/19/16)

### DOUBLE DOUBLES

Season: 2 last at Duke (1/14)  
Career: 4 last at Duke (1/14/18)

## 2017-18 GAME-BY-GAME:

Opponent	GS	FG-FGA	3FG-3FGA	FT-FTA	Off-Def	Total Reb	PF	Points	A	TO	Blk	Stl	Min
at Miss St	*	3-4	0-0	0-0	0-6	6	4	6	0	1	0	1	20
CENT CONN	*	8-13	1-1	2-3	1-3	4	0	19	2	1	0	1	21
GEORGIA	*	6-10	1-1	4-5	0-2	2	5	17	0	2	1	2	33
at Dayton	*	4-13	1-3	0-0	3-2	5	4	9	1	5	0	5	31
HAMPTON	*	6-9	1-1	2-2	2-4	6	5	15	0	1	0	1	30
HARVARD	*	4-11	2-4	2-4	7-1	8	3	12	1	4	1	2	37
DUQUESNE	*	3-10	0-1	0-0	0-4	4	5	6	2	2	0	2	30
MARYLAND	*	4-10	0-0	0-0	1-6	7	3	8	1	3	0	3	34
UNCG	*	5-7	1-1	0-0	0-2	2	3	11	1	0	0	0	22
at Rutgers	*	5-14	2-4	2-2	0-2	2	2	14	1	3	0	1	38
vs Ohio	*	3-6	0-1	2-2	0-2	2	4	8	1	2	0	0	29
vs Indiana	*	3-6	0-1	2-2	0-2	2	4	8	1	2	0	0	29
MANHATTAN	*	3-8	0-0	0-0	2-2	4	2	6	1	1	0	1	20
PITT	*	0-5	0-0	4-6	3-6	9	1	4	0	3	0	2	31
SYRACUSE	*	2-6	1-2	3-4	1-0	1	2	8	0	3	0	4	29
at NC State	*	2-7	0-2	6-6	0-3	3	3	10	2	1	0	2	31
CLEMSON	*	5-9	2-3	4-4	0-5	5	1	16	0	3	0	1	28
at BC	*	7-9	2-3	2-2	1-10	11	3	18	3	1	0	0	32
at Duke	*	4-11	3-5	0-0	1-9	10	1	11	1	3	1	0	37
VA TECH	*	3-6	0-1	4-4	0-8	8	4	10	0	1	0	2	31
UNC	*	4-12	0-3	1-1	1-3	4	1	9	2	1	0	3	29
at Ga Tech													
LOUISVILLE													
at FSU													
at Va Tech													
NOTRE DAME													
MIAMI													
at Louisville													
at Wake													

## VIRGINIA CAREER STATISTICS

Year	G-GS	Min/Avg	FG-FGA	Pct.	3FG-A	Pct.	FT-FTA	Pct.	O-D	T	Avg.	Pf-DQ	Ast	TO	Blk	St	Pts	Avg
2016-17	33-33	987/29.9	109-288	.378	8-39	.205	98-132	.742	71-133	204	6.2	110-8	55	94	13	55	324	9.8
2017-18	21-21	616/29.3	83-183	.454	17-36	.472	38-45	.844	23-83	106	5.0	56-3	21	41	3	33	221	10.5
TOTAL	54-54	1603/29.7	192-471	.408	25-75	.333	136-177	.768	94-216	310	5.7	166-11	76	135	16	88	545	10.1



**2017-18 Virginia Women's Basketball  
Virginia Combined Team Statistics (as of Jan 25, 2018)  
All games**

<b>RECORD:</b>	<b>OVERALL</b>	<b>HOME</b>	<b>AWAY</b>	<b>NEUTRAL</b>
ALL GAMES	14-7	10-3	2-4	2-0
CONFERENCE	7-1	5-0	2-1	0-0
NON-CONFERENCE	7-6	5-3	0-3	2-0

#	Player	gp-gs	min	avg	Total		3-Point		F-Throw		Rebounds				pf	dq	a	to	blk	stl	pts	avg			
					fg-fga	fg%	3fg-fga	3fg%	ft-fta	ft%	off	def	tot	avg											
04	Dominique Toussaint	21-20	596	28.4	86-224	.384	33-98	.337	36-48	.750	4	61	65	3.1	54	1	80	57	0	24	241	11.5			
23	Aliyah Huland El	21-17	570	27.1	84-181	.464	28-74	.378	31-38	.816	25	44	69	3.3	40	0	33	40	13	20	227	10.8			
13	Jocelyn Willoughby	21-21	616	29.3	83-183	.454	17-36	.472	38-45	.844	23	83	106	5.0	56	3	21	41	3	33	221	10.5			
10	J'Kyra Brown	21-4	595	28.3	70-168	.417	38-97	.392	31-46	.674	13	72	85	4.0	38	1	47	54	2	18	209	10.0			
03	Lauren Moses	19-7	407	21.4	56-129	.434	0-1	.000	36-53	.679	48	44	92	4.8	40	2	14	30	10	29	148	7.8			
30	Felicia Aiyeotan	21-17	461	22.0	65-135	.481	0-0	.000	14-29	.483	49	106	155	7.4	32	0	16	39	51	5	144	6.9			
01	Brianna Tinsley	21-18	424	20.2	31-92	.337	17-48	.354	13-17	.765	7	29	36	1.7	30	0	37	37	1	12	92	4.4			
14	Lisa Jablonowski	21-1	386	18.4	24-51	.471	3-10	.300	5-10	.500	27	45	72	3.4	24	0	28	18	5	12	56	2.7			
02	Jae'Lisa Allen	6-0	44	7.3	4-9	.444	0-0	.000	1-2	.500	2	3	5	0.8	4	0	2	2	1	2	9	1.5			
05	Khyasia Caldwell	10-0	28	2.8	5-11	.455	1-2	.500	2-4	.500	1	1	2	0.2	9	0	1	1	0	1	13	1.3			
35	Shakyna Payne	5-0	28	5.6	2-6	.333	0-0	.000	1-2	.500	2	4	6	1.2	6	0	0	4	0	1	5	1.0			
32	Mone Jones	8-0	70	8.8	3-11	.273	0-0	.000	1-2	.500	1	1	2	0.3	5	0	5	3	0	0	7	0.9			
Team											39	51	90												5
Total.....		21	4225		513-1200	.428	137-366	.374	209-296	.706	241	544	785	37.4	338	7	284	331	86	157	1372	65.3			
Opponents.....		21	4225		439-1196	.367	142-471	.301	207-300	.690	255	482	737	35.1	337	-	233	345	55	170	1227	58.4			

<b>TEAM STATISTICS</b>	<b>VA</b>	<b>OPP</b>	<b>Date</b>	<b>Opponent</b>	<b>Score</b>	<b>Att.</b>
SCORING	1372	1227	11/10/17	at Mississippi State	L 53-68	6811
Points per game	65.3	58.4	11/12/17	CENTRAL CONNECTICUT	w 103-59	3306
Scoring margin	+6.9	-	11/16/17	GEORGIA	L 61-64	3170
FIELD GOALS-ATT	513-1200	439-1196	11/19/17	at Dayton	L 46-61	1866
Field goal pct	.428	.367	11/21/17	HAMPTON	w 66-62	2546
3 POINT FG-ATT	137-366	142-471	11/25/17	HARVARD	w 50-48	2838
3-point FG pct	.374	.301	11/26/17	DUQUESNE	L 63-74	2846
3-pt FG made per game	6.5	6.8	11/29/17	MARYLAND	L 59-60	3082
FREE THROWS-ATT	209-296	207-300	12/02/17	UNCG	w 68-50	2642
Free throw pct	.706	.690	12/2/17	at Rutgers	L 43-52	1368
F-Throws made per game	10.0	9.9	12/17/17	vs Ohio	w 77-59	200
REBOUNDS	785	737	12/18/17	vs Indiana	Wot 82-72	150
Rebounds per game	37.4	35.1	12/21/17	MANHATTAN	w 69-47	2383
Rebounding margin	+2.3	-	* 12/28/17	PITTSBURGH	w 62-50	2822
ASSISTS	284	233	* 12/31/17	SYRACUSE	w 68-63	2979
Assists per game	13.5	11.1	* 1/4/18	at NC State	w 73-63	1801
TURNOVERS	331	345	* 01/07/18	CLEMSON	w 70-41	3995
Turnovers per game	15.8	16.4	* 1/11/18	at Boston College	w 68-57	1065
Turnover margin	+0.7	-	* 1-14-18	at #16/18 Duke	L 48-55	3856
Assist/turnover ratio	0.9	0.7	* 01/21/18	VIRGINIA TECH	w 61-52	4212
STEALS	157	170	* 01/25/18	NORTH CAROLINA	w 82-70	2971
Steals per game	7.5	8.1				
BLOCKS	86	55	* - Conference game			
Blocks per game	4.1	2.6				
ATTENDANCE	39792	17117				
Home games-Avg/Game	13-3061	6-2794				
Neutral site-Avg/Game	-	2-175				

<b>Score by Periods</b>	<b>1st</b>	<b>2nd</b>	<b>3rd</b>	<b>4th</b>	<b>OT</b>	<b>Totals</b>
Virginia	359	348	308	340	17	1372
Opponents	307	284	307	322	7	1227

**2017-18 Virginia Women's Basketball  
Virginia Combined Team Statistics (as of Jan 25, 2018)  
Conference games only**

<b>RECORD:</b>	<b>OVERALL</b>	<b>HOME</b>	<b>AWAY</b>	<b>NEUTRAL</b>
ALL GAMES	7-1	5-0	2-1	0-0
CONFERENCE	7-1	5-0	2-1	0-0
NON-CONFERENCE	0-0	0-0	0-0	0-0

#	Player	gp-gs	min	avg	Total		3-Point		F-Throw		Rebounds				pf	dq	a	to	blk	stl	pts	avg
					fg-fga	fg%	3fg-fga	3fg%	ft-fa	ft%	off	def	tot	avg								
23	Aliyah Huland El	8-8	248	31.0	38-80	.475	10-30	.333	14-17	.824	9	15	24	3.0	11	0	13	13	1	8	100	12.5
04	Dominique Toussaint	8-8	220	27.5	31-81	.383	16-46	.348	13-14	.929	0	25	25	3.1	23	1	37	17	0	7	91	11.4
13	Jocelyn Willoughby	8-8	248	31.0	27-65	.415	8-19	.421	24-27	.889	7	44	51	6.4	16	0	8	16	1	14	86	10.8
10	J'Kyra Brown	8-0	218	27.3	26-64	.406	14-37	.378	13-21	.619	6	26	32	4.0	13	0	15	21	1	9	79	9.9
03	Lauren Moses	8-0	158	19.8	24-53	.453	0-1	.000	12-18	.667	18	19	37	4.6	20	2	6	12	1	10	60	7.5
30	Felicia Aiyeotan	8-8	175	21.9	26-53	.491	0-0	.000	2-5	.400	16	42	58	7.3	11	0	7	15	17	3	54	6.8
01	Brianna Tinsley	8-8	172	21.5	15-36	.417	9-21	.429	5-5	1.000	5	7	12	1.5	13	0	12	11	0	5	44	5.5
05	Khyasia Caldwell	1-0	4	4.0	1-2	.500	0-0	.000	0-0	.000	0	0	0	0.0	1	0	0	0	0	0	2	2.0
14	Lisa Jablonowski	8-0	129	16.1	7-16	.438	1-3	.333	0-0	.000	8	16	24	3.0	7	0	12	7	4	5	15	1.9
32	Mone Jones	4-0	23	5.8	0-3	.000	0-0	.000	1-2	.500	0	1	1	0.3	0	0	0	0	0	0	1	0.3
35	Shakyna Payne	1-0	5	5.0	0-1	.000	0-0	.000	0-0	.000	0	0	0	0.0	0	0	0	0	0	0	0	0.0
<b>Team</b>											14	23	37				3					
Total.....		8	1600		195-454	.430	58-157	.369	84-109	.771	83	218	301	37.6	115	3	110	115	25	61	532	66.5
Opponents.....		8	1600		166-451	.368	52-165	.315	67-107	.626	85	188	273	34.1	128	-	85	126	15	60	451	56.4

<b>TEAM STATISTICS</b>	<b>VA</b>	<b>OPP</b>	<b>Date</b>	<b>Opponent</b>	<b>Score</b>	<b>Att.</b>
SCORING	532	451	* 12/28/17	PITTSBURGH	w 62-50	2822
Points per game	66.5	56.4	* 12/31/17	SYRACUSE	w 68-63	2979
Scoring margin	+10.1	-	* 1/4/18	at NC State	w 73-63	1801
FIELD GOALS-ATT	195-454	166-451	* 01/07/18	CLEMSON	w 70-41	3995
Field goal pct	.430	.368	* 1/11/18	at Boston College	w 68-57	1065
3 POINT FG-ATT	58-157	52-165	* 1-14-18	at #16/18 Duke	L 48-55	3856
3-point FG pct	.369	.315	* 01/21/18	VIRGINIA TECH	w 61-52	4212
3-pt FG made per game	7.3	6.5	* 01/25/18	NORTH CAROLINA	w 82-70	2971
FREE THROWS-ATT	84-109	67-107	* - Conference game			
Free throw pct	.771	.626				
F-Throws made per game	10.5	8.4				
REBOUNDS	301	273				
Rebounds per game	37.6	34.1				
Rebounding margin	+3.5	-				
ASSISTS	110	85				
Assists per game	13.8	10.6				
TURNOVERS	115	126				
Turnovers per game	14.4	15.8				
Turnover margin	+1.4	-				
Assist/turnover ratio	1.0	0.7				
STEALS	61	60				
Steals per game	7.6	7.5				
BLOCKS	25	15				
Blocks per game	3.1	1.9				
ATTENDANCE	16979	6722				
Home games-Avg/Game	5-3396	3-2241				
Neutral site-Avg/Game	-	0-0				

<b>Score by Periods</b>	<b>1st</b>	<b>2nd</b>	<b>3rd</b>	<b>4th</b>	<b>Totals</b>
Virginia	151	137	130	114	532
Opponents	116	99	120	116	451

**Official Basketball Box Score -- Game Totals -- Final Statistics**  
**Virginia vs Mississippi State**  
**11/10/17 8:20 p.m. at Starkville, Miss. (Humphrey Coliseum)**

Virginia 53 • 0-1

#	Player	Total			3-Ptr			Rebounds			PF	TP	A	TO	Bk	Stl	Min
		FG	FGA	FT	FTA	FG	FGA	FT	FTA	Off							
03	Lauren Moses	f	1-6	0-0	0-0	1	2	3	1	2	1	2	1	0	2	18	
30	Felicia Aiyetotan	c	1-2	0-0	2-4	2	5	7	1	4	0	2	4	0	29		
04	Dominique Toussaint	g	5-10	1-3	6-7	2	4	6	4	17	3	8	0	1	24		
10	J'Kyra Brown	g	2-8	0-2	0-0	0	4	4	4	4	0	6	0	1	32		
13	Jocelyn Willoughby	g	3-4	0-0	0-0	0	6	6	4	6	0	1	0	1	20		
01	Bianna Tinsley	g	2-4	1-1	2-2	0	2	2	1	7	1	4	0	0	18		
05	Khyasia Caldwell	g	1-2	0-0	0-0	0	0	0	0	0	0	0	0	1	2		
14	Lisa Jablonowski	g	2-3	1-1	0-0	0	3	3	4	5	0	1	0	0	17		
23	Alyah Huland El	g	2-6	0-2	2-2	0	0	0	2	6	0	0	0	0	21		
32	Mone Jones	g	0-3	0-0	0-0	0	0	0	1	0	2	1	0	0	19		
	Team					2	1	3									
	<b>Totals</b>		<b>19-48</b>	<b>3-9</b>	<b>12-15</b>	<b>7</b>	<b>27</b>	<b>34</b>	<b>22</b>	<b>53</b>	<b>7</b>	<b>23</b>	<b>5</b>	<b>6</b>	<b>200</b>		

1st - FG %:	4-15	26.7%	2nd - FG %:	5-14	35.7%	3rd - FG %:	4-9	44.4%	4th - FG %:	6-10	60.0%	Game:	19-48	39.6%	Deadball	
3FG %:	0-3	0.0%	3FG %:	1-2	50.0%	3FG %:	0-0	0.0%	3FG %:	0-0	0.0%	Game:	3-9	33.3%	Deadball	
FT %:	2-2	100.0%	FT %:	2-4	50.0%	FT %:	4-4	100.0%	FT %:	4-5	80.0%	Game:	12-15	80.0%	Rebounds	3

Mississippi State 68 • 1-0

#	Player	Total			3-Ptr			Rebounds			PF	TP	A	TO	Bk	Stl	Min
		FG	FGA	FT	FTA	FG	FGA	FT	FTA	Off							
15	Teaira McCowan	c	3-10	0-0	1-2	4	6	10	3	7	1	4	2	1	30		
01	Blair Schaefer	g	0-5	0-4	0-0	1	0	1	2	0	2	1	0	18			
02	Morgan William	g	1-4	0-1	0-0	1	5	6	3	2	8	0	0	29			
11	Roshunda Johnson	g	6-15	4-10	2-3	0	0	0	3	18	2	3	1	28			
35	Victoria Vivians	g	8-15	3-9	3-3	2	5	7	3	22	2	4	1	37			
04	Amesha Williams	g	2-5	0-0	0-0	1	4	5	1	4	0	2	2	15			
10	Jazzmun Holmes	g	0-1	0-0	2-2	0	0	0	2	2	2	2	3	11			
20	Nyah Tate	g	0-0	0-0	0-0	0	0	0	0	0	0	0	0	1			
21	Jonika Garvin	g	0-0	0-0	0-0	0	0	0	0	0	0	0	0	1			
23	Bre'Amber Scott	g	0-0	0-0	0-0	0	0	0	0	0	0	1	0	1			
55	Chloe Bibby	g	5-8	2-3	1-1	2	1	3	1	13	0	0	0	29			
	Team					2	1	3									
	<b>Totals</b>		<b>25-63</b>	<b>9-27</b>	<b>9-11</b>	<b>13</b>	<b>22</b>	<b>35</b>	<b>18</b>	<b>68</b>	<b>16</b>	<b>17</b>	<b>8</b>	<b>14</b>	<b>200</b>		

1st - FG %:	4-13	30.8%	2nd - FG %:	7-21	33.3%	3rd - FG %:	8-15	53.3%	4th - FG %:	6-14	42.9%	Game:	25-63	39.7%	Deadball	
3FG %:	2-6	33.3%	3FG %:	1-9	11.1%	3FG %:	5-8	62.5%	3FG %:	1-4	25.0%	Game:	9-27	33.3%	Deadball	
FT %:	4-4	100.0%	FT %:	4-5	80.0%	FT %:	0-0	0.0%	FT %:	1-2	50.0%	Game:	9-11	81.8%	Rebounds	0

Officials: Dee Kantner, Mark Zentz, Carla Fountain  
 Technical fouls: Virginia-None, Mississippi State-None.  
 Attendance: 6811

Score by periods	1st	2nd	3rd	4th	Total
Virginia	10	13	14	16	53
Mississippi State	14	19	21	14	68

Last FG - VA 4th-00:22, MS 4th-01:21.  
 Largest lead - VA by 2 1st-09:34, MS by 22 4th-07:34.  
 VA led for 02:43, MS led for 36:06. Game was tied for 01:11.

Points	In	Off	2nd	Fast	Bench
VA	Paint	T/O	Chance	Break	
26	7	5	10	20	
MS	26	26	9	8	19

Score tied - 2 times.  
 Lead changed - 3 times.



**Official Basketball Box Score -- Game Totals -- Final Statistics**  
**Central Connecticut vs Virginia**  
**11/12/17 2 p.m. at Charlottesville, Va.**



Central Connecticut 59 • 0-2

#	Player	Total			3-Ptr			Rebounds			PF	TP	A	TO	Bk	Stl	Min
		FG	FGA	FT	FTA	FG	FGA	FT	FTA	Off							
10	Andi Lydon	f	1-5	0-4	1-2	2	2	4	4	3	1	0	0	0	24		
33	Ashley Berube	c	0-5	0-0	1-2	0	6	6	1	1	1	3	1	0	24		
04	Kiana Patterson	g	6-9	5-7	2-3	0	2	2	19	4	5	0	0	27			
12	Sydney Hines	g	3-10	1-7	2-2	0	0	0	9	0	1	0	0	19			
42	Morgan Johnson	g	2-6	2-6	2-2	1	3	4	1	8	0	2	0	0	26		
02	Taylor Goode	g	2-4	1-2	0-0	0	2	2	1	5	0	2	0	1	11		
14	Ashley Forker	g	1-3	1-3	1-2	1	2	3	0	4	0	3	0	0	17		
15	Emma McCamus	g	1-2	0-1	0-0	0	0	0	2	1	0	0	0	1	7		
22	Ashley Chin	g	0-2	0-1	0-0	0	0	0	2	0	2	0	0	0	15		
23	Bianna Jacobs	g	1-6	0-1	0-0	0	2	2	4	2	2	0	0	0	12		
25	Denisha Gardener	g	0-2	0-0	6-10	4	2	6	1	6	0	2	0	0	13		
32	Tiffany Sticklein	g	0-1	0-1	0-0	0	0	0	0	0	0	0	0	0	5		
	Team					2	2	4									
	<b>Totals</b>		<b>17-55</b>	<b>10-33</b>	<b>15-23</b>	<b>14</b>	<b>21</b>	<b>35</b>	<b>14</b>	<b>59</b>	<b>11</b>	<b>22</b>	<b>1</b>	<b>2</b>	<b>200</b>		

1st - FG %:	5-20	25.0%	2nd - FG %:	6-12	50.0%	3rd - FG %:	1-11	9.1%	4th - FG %:	5-12	41.7%	Game:	17-55	30.9%	Deadball	
3FG %:	2-9	22.2%	3FG %:	5-8	62.5%	3FG %:	1-7	14.3%	3FG %:	2-3	66.7%	Game:	10-33	30.3%	Rebounds	4
FT %:	1-2	50.0%	FT %:	4-6	66.7%	FT %:	0-0	0.0%	FT %:	6-9	66.7%	Game:	15-23	65.2%	Rebounds	4

Virginia 103 • 1-1

#	Player	Total			3-Ptr			Rebounds			PF	TP	A	TO	Bk	Stl	Min
		FG	FGA	FT	FTA	FG	FGA	FT	FTA	Off							
03	Lauren Moses	f	4-6	0-0	1-2	3	3	6	0	9	2	1	1	3	17		
30	Felicia Aiyetotan	c	6-11	0-0	0-2	6	4	10	3	12	0	0	1	1	18		
04	Dominique Toussaint	g	6-14	3-7	2-2	1	1	2	17	3	0	0	3	18			
10	J'Kyra Brown	g	3-6	1-4	1-2	0	4	4	0	8	2	3	0	1	15		
13	Jocelyn Willoughby	g	8-13	1-1	2-3	1	3	4	0	19	2	1	0	21			
01	Bianna Tinsley	g	1-8	1-3	0-0	2	2	4	1	3	1	0	0	23			
02	Jae'Lisa Allen	g	1-2	0-0	1-2	0	2	2	1	3	1	0	1	0	15		
05	Khyasia Caldwell	g	2-3	1-2	0-2	1	1	2	3	5	1	0	0	0	9		
14	Lisa Jablonowski	g	2-3	0-0	0-0	3	3	6	0	4	1	0	0	1	18		
23	Alyah Huland El	g	5-6	1-1	2-2	0	1	1	13	2	1	1	3	17			
32	Mone Jones	g	3-4	0-0	0-0	0	0	0	4	6	2	0	0	0	16		
35	Shakyna Payne	g	2-2	0-0	0-0	0	3	3	3	4	0	2	0	0	13		
	Team					0	3	3									
	<b>Totals</b>		<b>43-78</b>	<b>8-18</b>	<b>9-17</b>	<b>19</b>	<b>28</b>	<b>47</b>	<b>17</b>	<b>103</b>	<b>19</b>	<b>9</b>	<b>4</b>	<b>13</b>	<b>200</b>		

1st - FG %:	14-23	60.9%	2nd - FG %:	12-19	63.2%	3rd - FG %:	9-20	45.0%	4th - FG %:	8-16	50.0%	Game:	43-78	55.1%	Deadball	
3FG %:	2-4	50.0%	3FG %:	4-8	50.0%	3FG %:	0-3	0.0%	3FG %:	2-3	66.7%	Game:	8-18	44.4%	Rebounds	4
FT %:	2-3	66.7%	FT %:	3-7	42.9%	FT %:	4-5	80.0%	FT %:	0-2	0.0%	Game:	9-17	52.9%	Rebounds	3

Officials: Billy Smith, Mark Resch, Dawn Marsh  
 Technical fouls: Central Connecticut-None, Virginia-None.  
 Attendance: 3306

Score by periods	1st	2nd	3rd	4th	Total
Central Connecticut	13	21	7	18	59
Virginia	32	31	22	18	103

Last FG - CCSU 4th-01:20, VA 4th-02:34.  
 Largest lead - CCSU None, VA by 51 4th-06:32.  
 CCSU led for 00:00, VA led for 39:52. Game was tied for 00:08.

Score tied - 0 times.  
 Lead changed - 0 times.



**Official Basketball Box Score -- Game Totals -- Final Statistics**  
**Georgia vs Virginia**  
**11/16/17 7 p.m. at JPJ Arena, Charlottesville, Va.**



Georgia 64 • 2-0

#	Player	Total			3-Ptr			Rebounds			PF	TP	A	TO	Bk	Stl	Min
		FG	FGA	FT	FTA	FG	FGA	FT	FTA	Off							
04	ROBINSON, Caliya	f	7-13	1-3	0-0	2	7	9	4	15							

### Official Basketball Box Score -- Game Totals -- Final Statistics Hampton vs Virginia 11/21/17 7 p.m. at JPJ Arena, Charlottesville, Va.

#### Hampton 62 • 1-2

#	Player	Total			Rebounds			PF	TP	A	TO	Blk	Stl	Min
		FG-FGA	3-Ptr	FT-FTA	Off	Def	Tot							
04	BROWN, Jephany	f	1-5	1-4	2-2	0	1	2	5	0	0	0	1	16
21	SAYLE, Mikayla	f	3-8	0-0	1-2	2	3	5	1	7	0	0	0	30
01	JAMES, DeJane	g	4-12	2-5	3-5	5	1	6	1	13	4	4	0	36
02	FINNEY-SMITH, Monna	g	6-14	5-11	0-0	3	6	9	3	17	2	1	0	40
03	STARR, Allina	g	3-11	1-2	2-4	4	3	7	3	9	2	1	0	34
10	WILLIS, K'lynn	g	2-6	2-5	0-0	0	2	2	4	6	3	4	0	17
14	BATES, Ashley	g	2-5	0-1	1-2	2	1	3	0	5	0	2	0	21
Team						4	3	7						
Totals			21-61	11-28	9-15	20	20	40	14	62	11	13	1	9
1st - FG %:		5-14	35.7%	2nd - 5-12	41.7%	3rd - 7-15	46.7%	4th - 4-20	20.0%	Game: 21-61	34.4%	Deadball		
3FG %:		3-6	50.0%	1-5	20.0%	4-8	50.0%	3-9	33.3%	11-28	39.3%	Rebounds		
FT %:		1-2	50.0%	1-2	50.0%	4-5	80.0%	3-6	50.0%	9-15	60.0%	2		

#### Virginia 66 • 2-3

#	Player	Total			Rebounds			PF	TP	A	TO	Blk	Stl	Min
		FG-FGA	3-Ptr	FT-FTA	Off	Def	Tot							
03	Lauren Moses	f	4-7	0-0	1-2	1	4	5	4	9	0	1	1	25
01	Brianna Tinsley	g	3-5	0-1	0-0	0	1	1	2	6	0	5	1	23
04	Dominique Toussaint	g	5-11	1-6	3-6	0	3	3	2	14	6	3	0	34
13	Jocelyn Willoughby	g	6-9	1-1	2-2	2	4	6	5	15	0	1	0	31
23	Aliyah Huland El	g	3-9	2-3	2-2	0	2	2	1	10	2	1	1	29
10	J'Kyra Brown	g	2-6	2-5	0-0	0	3	3	0	6	2	1	0	24
14	Lisa Jablonowski	g	2-3	0-0	0-0	0	3	3	1	4	1	0	0	20
30	Felicia Aiyetotan	g	1-2	0-0	0-0	0	3	3	3	2	0	1	3	15
Team						5	1	6						
Totals			26-52	6-16	8-12	8	24	32	18	66	11	13	6	10
1st - FG %:		6-14	42.9%	2nd - 7-12	58.3%	3rd - 8-14	57.1%	4th - 5-12	41.7%	Game: 26-52	50.0%	Deadball		
3FG %:		1-3	33.3%	3-6	50.0%	0-0	0.0%	2-5	40.0%	6-12	50.0%	Rebounds		
FT %:		3-4	75.0%	3-4	75.0%	0-0	0.0%	2-4	50.0%	8-12	66.7%	2		

Officials: Bryan Enterline, Edward Sidlasky, Angel Stanton  
 Technical fouls: Hampton-None. Virginia-None.  
 Attendance: 2546  
 UVA: 13 fouled out at 3:47 (IV)

Score by periods	1st	2nd	3rd	4th	Total
Hampton	14	12	22	14	62
Virginia	16	20	16	14	66

Last FG - HAMW 4th-00:17, VA 4th-00:37.  
 Largest lead - HAMW by 3 1st-09:08, VA by 15 2nd-03:05.  
 HAMW led for 04:02. VA led for 33:37. Game was tied for 02:21.

Points	In	Off	2nd	Fast	Bench
HAMW	18	19	10	4	11
VA	34	17	4	4	12
Score tied - 4 times.					
Lead changed - 5 times.					

### Official Basketball Box Score -- Game Totals -- Final Statistics Harvard vs Virginia 11/25/17 2:00 pm at JPJ Arena, Charlottesville, Va.

#### Harvard 48 • 3-3

#	Player	Total			Rebounds			PF	TP	A	TO	Blk	Stl	Min
		FG-FGA	3-Ptr	FT-FTA	Off	Def	Tot							
13	Boehm, Jeannie	f	4-7	0-0	0-0	0	0	0	5	8	0	2	4	28
03	Benzan, Katie	g	4-7	3-6	0-0	0	7	7	1	11	2	3	0	35
11	Porter, Kirby	g	0-2	0-1	0-0	0	3	3	0	0	2	2	0	15
20	Raster, Madeline	g	4-10	1-4	2-2	0	4	4	1	11	2	2	0	36
31	Rooks, Taylor	g	3-8	0-0	2-2	1	2	3	3	8	1	2	1	26
00	Redford, Nani	g	1-2	0-1	2-4	1	2	3	0	4	0	1	0	8
14	Barta, Mackenzie	g	0-1	0-1	0-0	0	0	0	1	0	0	0	0	3
21	Tworek, Grace	g	1-2	0-1	0-0	1	0	1	0	2	0	0	0	7
22	Stuhreyer, Maddie	g	0-1	0-0	0-0	0	0	0	2	0	0	0	1	6
24	Bush, Jady	g	1-3	0-0	0-0	3	2	5	3	2	0	2	0	13
25	Skinner, Sydney	g	0-4	0-2	2-2	0	1	1	5	2	2	5	0	23
Team						5	3	8						
Totals			18-47	4-16	8-10	11	24	35	21	48	9	20	6	7
1st - FG %:		3-13	23.1%	2nd - 5-14	35.7%	3rd - 5-10	50.0%	4th - 5-10	50.0%	Game: 18-47	38.3%	Deadball		
3FG %:		1-4	25.0%	1-8	12.5%	1-2	50.0%	1-2	50.0%	4-16	25.0%	Rebounds		
FT %:		0-0	0.0%	2-4	50.0%	6-6	100.0%	0-0	0.0%	8-10	80.0%	2		

#### Virginia 50 • 3-3

#	Player	Total			Rebounds			PF	TP	A	TO	Blk	Stl	Min
		FG-FGA	3-Ptr	FT-FTA	Off	Def	Tot							
03	Lauren Moses	f	4-11	0-0	5-8	6	4	10	2	13	0	1	1	28
13	Jocelyn Willoughby	f	4-11	2-4	2-4	7	1	8	3	12	1	4	1	37
01	Brianna Tinsley	g	0-6	0-5	1-2	0	1	1	0	1	0	0	0	17
04	Dominique Toussaint	g	2-12	1-3	0-0	0	3	3	2	5	2	2	0	37
23	Aliyah Huland El	g	2-6	2-5	2-2	2	3	5	2	8	4	2	2	26
10	J'Kyra Brown	g	1-7	0-4	1-2	0	1	1	2	3	0	1	0	24
14	Lisa Jablonowski	g	1-3	0-0	0-2	4	2	6	1	2	1	1	0	16
30	Felicia Aiyetotan	g	2-6	0-0	2-3	4	1	7	3	6	2	0	0	15
Team						2	2	4						
Totals			16-62	5-21	13-23	27	18	45	15	50	10	13	4	8
1st - FG %:		2-15	13.3%	2nd - 5-20	25.0%	3rd - 3-15	20.0%	4th - 6-12	50.0%	Game: 16-62	25.8%	Deadball		
3FG %:		0-5	0.0%	1-6	16.7%	3-6	50.0%	3-5	60.0%	5-21	23.8%	Rebounds		
FT %:		3-6	50.0%	5-7	71.4%	0-0	0.0%	5-10	50.0%	13-23	56.5%	5		

Officials: Lawson Newton, Jeffrey Smith, Felicia Young  
 Technical fouls: Harvard-None. Virginia-None.  
 Attendance: 2838  
 Cavalier Classic Tournament - Presented by DoubleTree by Hilton  
 Harvard #13 fouled out with 1:35 remaining;  
 Harvard #25 fouled out with 00:01 remaining

Score by periods	1st	2nd	3rd	4th	Total
Harvard	7	13	17	11	48
Virginia	7	16	7	20	50

Last FG - HARV 4th-04:16, VA 4th-00:51.  
 Largest lead - HARV by 9 4th-09:40, VA by 6 2nd-00:31.  
 HARV led for 17:39. VA led for 13:34. Game was tied for 08:47.

Points	In	Off	2nd	Fast	Bench
HARV	20	5	2	2	10
VA	26	17	0	11	
Score tied - 6 times.					
Lead changed - 8 times.					

### Official Basketball Box Score -- Game Totals -- Final Statistics Dukesne vs Virginia 11/26/17 3:30 p.m. at JPJ Arena, Charlottesville, Va.

#### Dukesne 74 • 5-2

#	Player	Total			Rebounds			PF	TP	A	TO	Blk	Stl	Min	
		FG-FGA	3-Ptr	FT-FTA	Off	Def	Tot								
10	CANNON, Paige	f	3-6	0-1	2-2	6	9	15	4	8	3	1	1	0	33
42	LASS, Kadri-Ann	f	5-14	1-3	0-0	2	3	5	3	11	2	3	1	0	32
02	OMOGROSSO, Chassidy	g	7-14	3-8	8-10	0	4	4	2	25	2	1	0	40	
03	VOJINOVIC, Julijana	g	6-18	4-9	6-6	1	4	5	4	22	1	3	1	38	
22	RICHARDSON, Conor	g	2-5	1-2	3-4	1	2	3	5	8	2	2	1	21	
01	KUTTOR, Eniko	g	0-1	0-0	0-0	2	2	4	0	0	1	1	0	9	
21	BAZZELAK, Libby	g	0-0	0-0	0-0	1	1	2	0	0	0	1	0	11	
23	TULONEN, Helmi	g	0-0	0-0	0-0	0	0	0	0	0	1	0	0	6	
Team						2	2	4							
Totals			23-58	9-23	19-22	15	27	42	18	74	11	14	4	5	
1st - FG %:		6-18	33.3%	2nd - 4-17	23.5%	3rd - 8-12	66.7%	4th - 5-11	45.5%	Game: 23-58	39.7%	Deadball			
3FG %:		3-6	50.0%	1-6	16.7%	4-7	57.1%	1-4	25.0%	9-23	39.1%	Rebounds			
FT %:		2-2	100.0%	3-4	75.0%	0-0	0.0%	14-16	87.5%	19-22	86.4%	2			

#### Virginia 63 • 3-4

#	Player	Total			Rebounds			PF	TP	A	TO	Blk	Stl	Min	
		FG-FGA	3-Ptr	FT-FTA	Off	Def	Tot								
03	Lauren Moses	f	1-8	0-0	1-2	5	1	6	0	3	1	0	1	0	23
13	Jocelyn Willoughby	f	3-10	0-1	0-0	0	4	4	5	6	2	2	0	30	
01	Brianna Tinsley	g	1-1	1-1	0-0	0	2	2	2	3	1	0	0	19	
04	Dominique Toussaint	g	5-12	1-3	0-0	0	2	2	3	11	2	3</			









**Official Basketball Box Score -- Game Totals -- Final Statistics**

**North Carolina vs Virginia**  
**01/25/18 7 p.m. at JPJ Arena, Charlottesville, Va.**

**North Carolina 70 • 14-7, 4-4 ACC**

#	Player	Pos	Total		3-Ptr		Rebounds			PF	TP	A	TO	Blk	Stl	Min
			FG-FGA	FT-FTA	FG-FGA	FT-FTA	Off	Def	Tot							
30	Jaelynn Murray	f	0-0	0-0	0-0	0	2	2	0	0	0	1	0	1	11	
44	Janelle Bailey	c	9-20	0-0	3-4	5	2	7	4	21	0	0	0	0	38	
01	Taylor Koenen	g	6-10	1-3	1-2	3	5	8	4	14	4	2	0	3	40	
10	Jamie Cherry	g	6-14	2-6	0-0	0	3	3	4	14	4	4	0	0	40	
22	Paris Kea	g	6-16	1-5	5-6	0	5	5	0	18	3	1	0	1	38	
04	Jocelyn Jones	g	0-4	0-0	0-0	1	2	3	1	0	0	0	0	0	12	
11	Emily Sullivan	g	0-0	0-0	0-0	0	0	0	1	0	0	0	0	0	2	
15	Olivia Smith	g	0-1	0-1	0-0	0	0	0	0	0	1	1	0	0	2	
20	Leah Church	g	1-1	1-1	0-0	0	2	2	1	3	0	1	0	0	17	
<b>Team</b>						0	4	4								
<b>Totals</b>			<b>28-66</b>	<b>5-16</b>	<b>9-12</b>	<b>9</b>	<b>25</b>	<b>34</b>	<b>15</b>	<b>70</b>	<b>12</b>	<b>10</b>	<b>0</b>	<b>5</b>	<b>200</b>	

1st - FG %: 6-18 33.3%    2nd: 6-15 40.0%    3rd: 8-15 53.3%    4th: 8-18 44.4%    Game: 28-66 42.4%    Deadball Rebounds: 2,1  
 3FG %: 1-3 33.3%    1-2 50.0%    1-4 25.0%    2-7 28.6%    5-16 31.3%  
 FT %: 5-6 83.3%    1-2 50.0%    1-2 50.0%    2-2 100.0%    9-12 75.0%

**Virginia 82 • 14-7, 7-1 ACC**

#	Player	Pos	Total		3-Ptr		Rebounds			PF	TP	A	TO	Blk	Stl	Min
			FG-FGA	FT-FTA	FG-FGA	FT-FTA	Off	Def	Tot							
13	Jocelyn Willoughby	f	4-12	0-3	1-1	1	3	4	1	9	2	1	0	3	29	
30	Felicia Aiyetotan	c	3-5	0-0	0-0	1	4	5	2	6	0	1	1	0	20	
01	Brianna Tinsley	g	4-7	2-4	0-0	0	2	2	2	10	3	0	1	1	28	
04	Dominique Toussaint	g	4-6	3-5	2-2	0	4	4	3	13	5	2	0	0	24	
23	Aliyah Hulang El	g	8-14	3-7	0-0	2	0	2	2	19	2	0	0	1	27	
03	Lauren Moses	g	5-13	0-0	4-5	2	7	9	3	14	1	1	0	3	22	
10	J'Kyra Brown	g	4-7	1-3	2-2	0	3	3	1	11	0	3	0	0	27	
14	Lisa Jablonowski	g	0-1	0-0	0-0	2	4	6	0	0	5	3	1	0	16	
32	Mone Jones	g	0-1	0-0	0-0	0	0	0	0	0	0	0	0	0	7	
<b>Team</b>						0	3	3								
<b>Totals</b>			<b>32-66</b>	<b>9-22</b>	<b>9-10</b>	<b>8</b>	<b>30</b>	<b>38</b>	<b>14</b>	<b>82</b>	<b>18</b>	<b>11</b>	<b>2</b>	<b>8</b>	<b>200</b>	

1st - FG %: 11-21 52.4%    2nd: 7-17 41.2%    3rd: 8-14 57.1%    4th: 6-14 42.9%    Game: 32-66 48.5%    Deadball Rebounds: 1  
 3FG %: 3-5 60.0%    3-9 33.3%    2-5 40.0%    1-3 33.3%    9-22 40.9%  
 FT %: 2-2 100.0%    3-3 100.0%    4-5 80.0%    0-0 0.0%    9-10 90.0%

Officials: Billy Smith, Karen Preato, Jules Gallien  
 Technical fouls: North Carolina-None, Virginia-None.  
 Attendance: 2971

Score by periods	1st	2nd	3rd	4th	Total	In	Off	2nd	Fast	Bench
North Carolina	18	14	18	20	70	28	13	12	0	3
Virginia	27	20	22	13	82	36	14	7	4	25

Last FG - NC 4th-01:20, VA 4th-00:32  
 Largest lead - NC None, VA by 21 3rd-03:34.  
 NC led for 00:00, VA led for 39:39, Game was tied for 00:04.  
 Score tied - 0 times.  
 Lead changed - 0 times.



<b>RECORD:</b>	<b>OVERALL</b>	<b>HOME</b>	<b>AWAY</b>	<b>NEUTRAL</b>
<b>ALL GAMES</b>	14-7	10-3	2-4	2-0
<b>CONFERENCE</b>	7-1	5-0	2-1	0-0
<b>NON-CONFERENCE</b>	7-6	5-3	0-3	2-0

<b>Date</b>	<b>UVA. Rank</b>	<b>Opponent</b>	<b>Score</b>	<b>W/L</b>	<b>Rec.</b>	<b>ACC</b>	<b>Attend.</b>	<b>High Scorer</b>	<b>High Reb.</b>	<b>Opp. High Scr</b>
11/10	RV	at 7 Mississippi St	68-53	L	0-1	0-0	6811	Toussaint 17	Aiyeotan 7	Vivians 22
11/12	RV	CENTRAL CONN	103-59	W	1-1	0-0	3306	Willoughby 19	Aiyeotan 10	Patterson 19
11/16	RV	GEORGIA	64-61	L	1-2	0-0	3170	Toussaint 18	FA, JB, AHE 7	Robinson 15
11/19	RV	at Dayton	61-46	L	1-3	0-0	1866	DT, JW 9	Aiyeotan 6	Scaife 17
11/21		HAMPTON	66-62	W	2-3	0-0	2546	Willoughby 15	Willoughby 6	Finney-Smith 17
11/25		HARVARD	50-48	W	3-3	0-0	2838	Moses 13	Moses 10	KB, MR 11
11/26		DUQUESNE	74-63	L	3-4	0-0	2846	Huland EI 17	Moses 6	Omogrosso 25
11/29		No. 15 MARYLAND	60-59	L	3-5	0-0	3082	Toussaint 18	Moses 11	SJ, KC 13
12/02		UNCG	68-50	W	4-5	0-0	2642	Brown 15	Aiyeotan 9	Soliman 15
12/04		at Rutgers	52-43	L	4-6	0-0	1368	Willoughby 14	Aiyeotan 11	Scaife 22
12/17		vs Ohio	77-59	W	5-6	0-0	200	Huland EI 17	Aiyeotan 14	Burke 14
12/18		vs Indiana	82-72	WOT	6-6	0-0	150	Brown 24	Huland EI 10	Buss 28
12/21		MANHATTAN	69-47	W	7-6	0-0	2383	Moses 16	Aiyeotan 9	Grimme 15
12/28		PITT	62-50	W	8-6	1-0	2822	Toussaint 16	Aiyeotan 10	Rodriguez 17
12/31		RV SYRACUSE	68-63	W	9-6	2-0	2979	Huland EI 15	Aiyeotan 10	Mangakahia 20
01/04		RV NC State	73-63	W	10-6	3-0	1801	Brown 18	FA/FB 5	Hawkins 14
01/07		CLEMSON	70-41	W	11-6	4-0	3995	Willoughby 16	Aiyeotan 10	Carter 12
01/11		at BC	68-57	W	12-6	5-0	1065	Willoughby 18	Willoughby 11	Bolden-Morris 14
01/14		at No. 16 Duke	55-48	L	12-7	5-1	3856	Huland EI 14	Willoughby 10	Brown 14
01/21		VIRGINIA TECH	61-52	W	13-7	6-1	4212	AHE, DT 14	JW, FA 8	Emery 18
01/25	RV	NORTH CAROLINA	82-70	W	14-7	7-1	2971	Huland EI 19	Moses 9	Bailey 21

<b>OPPONENT</b>	<b>AIYEOTAN</b>	<b>ALLEN</b>	<b>BROWN</b>	<b>CALDWELL</b>	<b>HULAND EL</b>	<b>JABLONOWSKI</b>
at Miss St	<b>4-7-0</b>	DNP	<b>4-4-0</b>	2-0-0	6-0-0	5-3-0
CENT CONN	<b>12-10-0</b>	3-2-1	<b>8-4-2</b>	5-2-1	13-1-2	4-6-1
GEORGIA	<b>8-7-1</b>	DNP	<b>1-7-2</b>	0-0-0	9-7-2	0-3-0
at Dayton	<b>5-6-0</b>	DNP	8-5-1	0-0-0	8-3-1	<b>0-3-2</b>
HAMPTON	2-3-0	DNP	6-3-2	DNP	<b>10-2-2</b>	4-3-1
HARVARD	6-7-2	DNP	3-1-0	DNP	<b>8-5-4</b>	2-6-1
DUQUESNE	2-5-2	DNP	15-4-2	0-0-0	<b>17-4-0</b>	6-4-2
MARYLAND	10-6-0	DNP	11-1-4	DNP	<b>9-1-1</b>	0-1-0
UNCG	<b>8-9-1</b>	4-0-1	15-6-4	0-0-0	<b>13-3-2</b>	2-4-2
at Rutgers	<b>6-11-1</b>	0-0-0	<b>13-6-3</b>	0-0-0	<b>3-4-2</b>	2-4-2
vs Ohio	<b>10-14-0</b>	2-2-0	14-5-6	0-0-0	<b>17-3-1</b>	6-3-1
vs Indiana	<b>10-3-2</b>	DNP	24-4-2	DNP	<b>7-10-1</b>	2-5-2
MANHATTAN	<b>7-9-0</b>	0-1-0	8-3-4	4-0-0	<b>7-2-2</b>	8-3-2
PITTSBURGH	<b>10-10-1</b>	DNP	9-2-1	DNP	<b>10-2-0</b>	4-3-1
SYRACUSE	<b>12-10-3</b>	INJ	12-6-3	DNP	<b>15-5-2</b>	2-0-0
at NC State	<b>4-5-0</b>	INJ	18-5-2	DNP	<b>13-4-1</b>	3-3-2
CLEMSON	<b>10-10-2</b>	INJ	5-1-3	2-0-0	<b>8-2-3</b>	2-5-1
at Boston College	<b>6-4-0</b>	INJ	12-7-1	DNP	<b>7-2-2</b>	2-5-0
at Duke	<b>2-6-1</b>	INJ	7-2-2	DNP	<b>14-3-3</b>	2-1-0
VIRGINIA TECH	<b>4-8-0</b>	DNP	6-5-3	DNP	<b>14-4-0</b>	0-1-3
UNC	<b>6-5-0</b>	DNP	11-3-0	DNP	<b>19-2-2</b>	0-6-5
at Georgia Tech						
LOUISVILLE						
at Florida State						
at Virginia Tech						
NOTRE DAME						
MIAMI						
at Louisville						
at Wake Forest						

<b>OPPONENT</b>	<b>JONES</b>	<b>MOSES</b>	<b>PAYNE</b>	<b>TINSLEY</b>	<b>TOUSSAINT</b>	<b>WILLOUGHBY</b>
at Miss State	0-0-2	<b>2-3-1</b>	DNP	7-2-1	<b>17-6-3</b>	<b>6-6-0</b>
CENT CONN	6-0-2	<b>9-6-2</b>	4-3-0	3-4-3	<b>17-2-3</b>	<b>19-4-2</b>
GEORGIA	0-0-0	<b>5-0-1</b>	DNP	3-1-1	<b>18-3-5</b>	<b>17-2-0</b>
at Dayton	0-1-1	7-5-0	DNP	<b>0-1-0</b>	<b>9-2-4</b>	<b>9-5-1</b>
HAMPTON	INJ	<b>9-5-0</b>	DNP	<b>6-1-0</b>	<b>14-3-6</b>	<b>15-6-0</b>
HARVARD	INJ	<b>13-10-0</b>	DNP	<b>1-1-0</b>	<b>5-3-2</b>	<b>12-8-1</b>
DUQUESNE	INJ	<b>3-6-1</b>	DNP	<b>3-2-3</b>	<b>11-2-1</b>	<b>6-4-2</b>
MARYLAND	INJ	<b>3-11-2</b>	DNP	<b>0-2-2</b>	<b>18-2-2</b>	<b>8-7-1</b>
UNCG	INJ	INJ	0-0-0	<b>4-1-3</b>	<b>11-4-1</b>	<b>11-2-1</b>
at Rutgers	INJ	INJ	DNP	<b>5-1-0</b>	2-0-0	<b>14-2-1</b>
vs Ohio	INJ	7-5-0	1-3-0	<b>3-3-5</b>	<b>13-6-5</b>	<b>4-3-2</b>
vs Indiana	INJ	14-0-1	DNP	<b>5-4-4</b>	<b>12-3-4</b>	<b>8-2-1</b>
MANHATTAN	INJ	16-4-0	0-0-0	<b>8-1-2</b>	<b>5-4-5</b>	<b>6-4-1</b>
PITTSBURGH	INJ	4-7-0	DNP	<b>5-1-1</b>	<b>16-4-7</b>	<b>4-9-0</b>
SYRACUSE	DNP	5-2-1	DNP	<b>5-3-1</b>	<b>9-5-6</b>	<b>8-1-0</b>
at NC State	DNP	9-3-0	DNP	<b>5-1-2</b>	<b>11-4-1</b>	<b>10-3-2</b>
CLEMSON	1-1-0	11-3-1	0-0-0	<b>5-1-1</b>	<b>10-3-5</b>	<b>16-5-0</b>
at Boston College	0-0-0	6-3-1	DNP	<b>5-0-1</b>	<b>12-2-7</b>	<b>18-11-3</b>
at Duke	DNP	0-3-1	DNP	<b>6-3-3</b>	<b>6-0-3</b>	<b>11-10-1</b>
VIRGINIA TECH	0-0-0	11-7-1	DNP	<b>3-1-0</b>	<b>14-3-3</b>	<b>10-8-0</b>
NORTH CAROLINA	0-0-0	14-9-1	DNP	<b>10-2-3</b>	<b>13-4-5</b>	<b>9-4-2</b>
at Georgia Tech						
LOUISVILLE						
at Florida State						
at Virginia Tech						
NOTRE DAME						
MIAMI						
at Louisville						
at Wake Forest						



<b>VIRGINIA</b>	<b>OPPONENT</b>
Bench Points . . . . . 469 (22.3 ppg)	320 (15.2 ppg)
FG Percentage- Home . . . . . 332-698 (.475)	275-760 (.361)
FG Percentage- Road . . . . . 123-321 (.383)	123-324 (.380)
FG Percentage- Neutral . . . . . 58-124 (.467)	44-112 (.392)
Most Points - Quarter . . . . . 32 (1st) vs CCSU	28 (1st) vs Ohio
Fewest Points- Quarter . . . . . 5 (2x) last (2nd) at Duke	6 (2nd) vs Ohio
Most Points at the Half . . . . . 63 vs CCSU	34 vs Maryland
Fewest Points at the Half . . . . . 17 at Rutgers	20 (2x) last vs Clemson
Largest Halftime Lead . . . . . 29 vs CCSU	
Largest Halftime Deficit . . . . . 10 at Miss State	

**VIRGINIA'S RECORD WHEN**

Game decided by 10 pts or less . . . . .	6-4
Leading at halftime . . . . .	13-1
Trailing at halftime . . . . .	1-6
Tied at halftime . . . . .	0-0
Went into overtime . . . . .	1-0
Leading by 10 or more points . . . . .	12-1
Shot FG 50% or better . . . . .	6-0
Shot FG less than 50% . . . . .	8-6
Shot FG less than 40% . . . . .	3-5
Shot FG 40% or better . . . . .	10-2
Holding opponent under 60 pts . . . . .	9-1
Scoring 30-39 points . . . . .	0-0
Scoring 40-49 points . . . . .	0-2
Scoring 50-59 points . . . . .	1-3
Scoring 60-69 points . . . . .	6-2
Scoring 70-79 points . . . . .	4-0
Scoring 80-89 points . . . . .	2-0
Scoring 90-100 points . . . . .	0-0
Scoring over 100 points . . . . .	1-0
Outrebounding opponent . . . . .	11-1
Being outrebounded . . . . .	3-6
Tied in rebounding . . . . .	0-0
Have fewer TOs than opponent . . . . .	7-2
Committing 15 or less TOs . . . . .	7-1

**SCORING BENCHMARKS**
**GAMES WITH 20 OR MORE POINTS IN 17-18**

J'Kyra Brown . . . . .	1
------------------------	---

**GAMES WITH 10 OR MORE POINTS IN 17-18**

Dominique Toussaint . . . . .	15
Jocelyn Willoughby . . . . .	11
Aliyah Huland El . . . . .	11
J'Kyra Brown . . . . .	10
Felicia Aiyeotan . . . . .	7
Lauren Moses . . . . .	6
Brianna Tinsley . . . . .	1

**GAMES WITH 10 OR MORE REBOUNDS IN 17-18**

Felicia Aiyeotan . . . . .	6
Lauren Moses . . . . .	2
Jocelyn Willoughby . . . . .	2
Aliyah Huland El . . . . .	1

**DOUBLE DOUBLES IN 17-18**

Felicia Aiyeotan . . . . .	5
Jocelyn Willoughby . . . . .	2
Lauren Moses . . . . .	1

<b>VIRGINIA HIGHS</b>		<b>OPPONENT HIGHS</b>	
Points	103 vs CCSU	74 vs Duquesne	
FG Made	43 vs CCSU	26 vs Georgia	
FG Attempts	78 vs CCSU	68 vs Georgia	
FG %	.551 (43-78) vs CCSU	.439 (25-57) vs Indiana	
3FG Made	10 at Duke	13 vs Syracuse	
3FG Attempts	25 at Duke	39 vs Ohio	
3 pt %	.600 (9-15) vs UNCG	.444 (8-18) vs Pitt	
Free Throws Made	19 vs Indiana	19 vs Duquesne	
Free Throw Attempts	25 at NC State	24 at NC State	
Free Throw %	1.000 (13-13) vs VT	.875 (2x)	
Rebounds	51 vs Ohio	53 at Dayton	
Assists	19 vs CCSU	17 vs Georgia	
Steals	13 vs CCSU	14 (2x)	
Blocked Shots	10 vs Maryland	8 at Miss St	
Turnovers	23 (2x) last vs Indiana	23 at Dayton	
Fouls	23 (2x) last at NC State	21 (2x) last vs Indiana	

<b>VIRGINIA LOWS</b>		<b>OPPONENT LOWS</b>	
Points	43 at Rutgers	41 vs Clemson	
FG Made	16 (2x)	17 vs CCSU	
FG Attempts	45 at Rutgers	47 vs Harvard	
FG %	.258 (16-62) vs Harvard	.309 (17-55) vs CCSU 11/12	
3FG Made	3 at Miss St	2 vs Clemson	
3FG Attempts	9 at Miss St	7 vs Clemson	
3FG %	.238 (5-21) vs Harvard	.167 at Rutgers	
Free Throws Made	0 at Duke	1 vs Clemson	
Free Throw Attempts	0 at Duke	4 vs Manhattan	
Free Throw %	.529 (9-17) vs CCSU	.143 (1-7) vs Clemson	
	.000 (0-0) at Duke		
Rebounds	29 at Rutgers	30 vs lemsonn	
Assists	7 at Miss St	5 vs VT	
Steals	3 (2x) last at BC	2 vs CCSU	
Blocked Shots	1 at NC State	1 (several)	
Turnovers	9 vs CCSU	8 at Rutgers	
Fouls	9 (2x) last vs Clemson	11 vs UNCG	

<b>VIRGINIA INDIVIDUAL HIGHS</b>		<b>OPPONENT INDIVIDUAL HIGHS</b>	
Points	24 Brown vs Indiana	28 Buss vs Indiana	
FG Made	8 (2x) last Huland El vs UNC	10 Buss vs Indiana	
FG Attempts	18 Toussaint (2x)	21 Mangakahia vs Syracuse	
FG %	.833 (5-6) (2x) last Aiyetotan vs Pitt	.667 (6-9) Patterson vs CCSU	
3FG Made	4 (2x) last Brown vs UNCG	5 (2x)	
3FG Attempts	10 Huland El vs Duquesne	13 Mangakahia vs Syracuse	
3FG Percentage	4-4 Brown vs UNCG	3-3 Confroy vs Maryland	
		.714 (5-7) Patterson vs CCSU	
FT Made	6 several	8 Omogrosso vs Duquesne	
FT Attempts	8 Moses (2x) last vs Indiana	10 (2x)	
FT Percentage	6-6 (3x) last Willoughby at NC State	6-6 Vojinovic vs Duquesne	
Rebounds	14 Aiyetotan vs Ohio	15 Cannon vs Duquesne	
Assists	7 Toussaint (2x) last at BC	9 Cole vs Georgia	
Steals	5 (2x) last Moses vs Indiana	4 Morrison vs Georgia	
Blocked Shots	6 Aiyetotan (2x) last vs UNCG	4 Boehm vs Harvard	
Turnovers	8 Toussaint at Miss St	12 Mangakahia vs Syracuse	



**VIRGINIA INDIVIDUALS**

- **Two UVA players with double-doubles in the same game:** vs Coppin State 11/13/16 (Moses 15-10r, Huland EI 12-10a, Aiyeotan 23-12r)
- **Four players in double figures:** vs North Carolina 1/15/18 (Huland EI 19, Moses 14, Toussaint 13, Brown 11, Tinsley 10)
- **Five Players in double figures:** vs North Carolina 1/15/18 (Huland EI 19, Moses 14, Toussaint 13, Brown 11, Tinsley 10)
- **Six players in double figures:** vs Norfolk State 11/16/15 (Randolph 17, Moses 12, Brown 11, Venson 10, Mason 10, Huland EI 10, Jones 10)
- **Seven players in double figures:** vs Norfolk State 11/16/15 (Randolph 17, Moses 12, Brown 11, Venson 10, Mason 10, Huland EI 10, Jones 10)
- **Zero players in double figures:** at Dayton, 11/19/17
- **Every Cavalier player scored:** vs CCSU 11/12/17
- **Scored 20 points:** 24, J'Kyra Brown vs Indiana 12/18/17
- **Scored 25 points:** 25, Jocelyn Willoughby at St. Joseph's, 3/17/17
- **Scored 30 points:** 34, Monica Wright vs. Green Bay, 03/21/10
- **Scored 40 points:** \*\*48, Mimi Kennedy at North Carolina, 01/15/98
- **A non-starter scored 20 or more points:** 24, J'Kyra Brown vs Indiana, 12/18/17
- **Two or more Hoos scored 20 or more points in the same game:** vs Coppin State (Willoughby 21, Aiyeotan 23)
- **Perfect from the field (5 attempts):** 7-7, Imovbioh vs Louisville 03/01/15
- **Perfect at FT line (10 attempts):** 11-11, Monica Wright vs North Carolina, 02/15/10
- **Perfect at FT line (9 attempts):** 9-9, Lauren Moses at Richmond 11/16/16
- **Perfect at FT line (8 attempts):** 9-9, Lauren Moses at Richmond 11/16/16
- **Had 20 Free throw attempts:** \*\*20, Brandi Teamer at Wake Forest, 1/6/05
- **Had 15 rebounds:** 15, Lauren Moses at Boston College 2/14/16
- **Had 20 rebounds:** 24, Sarah Imovbioh vs Ohio State 11/14/14
- **Had 10 assists:** 10, Aliyah Huland EI vs Coppin State 11/13/16
- **Had 6 steals:** 6, Jocelyn Willoughby at Georgia 12/19/16
- **Blocked 5 shots:** 6, Felicia Aiyeotan vs Maryland 11/29/17

**VIRGINIA TEAM**

- **UVA ranked in AP Top 25:** #22, 11/21/12
- **UVA ranked USA Today Top 25:** #22, 3/8/10
- **Played AP No. 1 team:** #1 Duke, L 79-58, 3/2/07
- **Defeated AP No. 1 team:** #1 Maryland, 75-74, 2/11/92
- **Defeated AP Top 10 team:** #4 Florida State 60-51, 2/16/17
- **Defeated AP Top 25 team:** #4 Florida State 60-51, 2/16/17

**FIELD GOAL SHOOTING**

- **Shot 60 percent:** .623 (33-53) vs Georgia Tech, 3/02/08
- **Shot 70 percent:** \*\*.700 (42-60) at Wake Forest, 1/07/87
- **Made 40-49 field goals:** 40 vs. Coppin State, 11/13/16
- **Made 50 field goals:** \*\*54 vs Cleveland State, 11/29/95
- **Attempted 60-69 FG:** 63 vs vs Nebraska, 11/26/16
- **Attempted 70-79 FG:** 72 vs Coppin State, 11/13/16
- **Attempted 80 FG:** 85 at NC State, 2/10/11

**THREE-POINT SHOOTING**

- **Shot 50 percent:** .600 (9-15) vs UNCG 12/2/17
- **Shot 60 percent:** .600 (9-15) vs UNCG 12/2/17
- **Shot 70 percent:** .750 (6-8) vs Louisville 03/01/15
- **Shot 80 percent:** .857 (6-7) vs St. John's, 03/19/88
- **Made 10 three-pt. field goals:** 10 at Duke 1/14/18
- **Attempted 20 three-pt. FG:** 22 (made 9) vs North Carolina (1/25/18)
- **UVA failed to make at least one three-pointer:** 0-10 vs. Kansas State, 11/29/13
- **Opponent failed to make at least one three-pointer:** 0-9 at Louisville, 01/18/15

**FREE THROW SHOOTING**

- **Shot 80 percent:** .900 (9-10) vs North Carolina, 1/25/18
- **Shot 90 percent:** .900 (9-10) vs North Carolina, 1/25/18
- **Shot 100 percent:** 1.000 (13-13) vs Virginia Tech, 1/21/18
- **Made 20 free throws:** 21 vs Pitt 01/24/16
- **Made 30 free throws:** 30 vs. North Carolina, 02/20/14
- **Attempted 0 FT:** at Duke 1/14/18
- **Attempted 30 FT:** 33 vs Louisville 03/01/15
- **Attempted 40 FT:** 44 vs. Indiana, 11/26/09
- **Attempted 50 FT:** \*\*54 at Wake Forest, 01/6/05

**SCORING**

- **Scored 80 points:** 103 vs CCSU, 11/12/17
- **Scored 90 points:** 103 vs CCSU, 11/12/17
- **Scored 100 points:** 103 vs CCSU, 11/12/17

**REBOUNDING**

- **Had 50 rebounds:** 50 vs Coppin State 11/13/16
- **Had 60 rebounds:** 63 at Alabama, 12/21/12
- **Had 70 rebounds:** \*\*77 vs. Rider, 12/19/96

**ASSISTS**

- **Had 20 assists:** 25 vs Coppin State, 11/13/16
- **Had 30 assists:** \*\*37 vs. Cleveland State, 11/29/95

**STEALS**

- **Had 15 steals:** 15 vs Syracuse, 12/31/17
- **Had 20 steals:** 22 vs UMES, 12/17/13
- **Had 25 steals:** 26 vs. Clemson, 02/12/12
- **UVA forced 30 turnovers:** 31 at Wake, 01/10/16
- **UVA committed 30 turnovers:** 32 at Alabama, 12/21/12

**MISCELLANEOUS**

- **UVA in OT:** W, 82-72 vs Indiana, 12/18/17
- **UVA in 2OT:** L, 73-70 at Alabama, 12/21/12
- **UVA in 3OT:** W, 105-100 at North Carolina, 01/15/98
- **UVA shot 70% from the floor in a quarter:** .700 (7-10) 1st at Duke 1/14/18
- **UVA shot 60% from the floor in first half:** .619 (26-42) vs CCSU 11/12/17
- **UVA shot 60% from the floor in second half:** .608 (14-23) vs UIC 12/16/16
- **UVA shot less than 20% from floor first half:** .192 (5-26) at Maryland, 12/06/12
- **UVA shot less than 30% from floor first half:** .200 (7-35) vs Harvard, 11/25/17
- **UVA shot less than 30% from floor 2nd half:** .294 (10-34) vs Duquesne, 11/26/17
- **UVA scored less than 15 points in first half:** 13 at Florida State, 01/8/06
- **UVA held opp to less than 15 points first half:** 14 vs Wake Forest 3/2/17
- **UVA held opp to less than 15 points second half:** 11 vs Virginia Tech, 01/26/17
- **UVA held opp to less than 10 points first half:** 6 vs. Norfolk State, 12/28/12
- **UVA held opponent to less than 30 points:** 23 vs. Norfolk State, 12/28/12

\*\*school record



**1**
**BRIANNA  
TINSLEY**

 Freshman • Guard • 5-7  
 St. Anne's-Belfield  
 Madison, Va.

**2**
**JAE'LISA  
ALLEN**

 Senior • Forward • 6-2  
 White Hall High  
 Pine Bluff, Ark.

**3**
**LAUREN  
MOSES**

 Senior • Forward • 6-2  
 Rancocas High  
 Mount Holly, N.J.

**4**
**DOMINIQUE  
TOUSSAINT**

 Sophomore • Guard • 5-9  
 Christ the King  
 Staten Island, N.Y.

**5**
**KHYASIA  
CALDWELL**

 Freshman • Guard • 5-5  
 Pocono Mountain East  
 Pocono Summit, Pa.

**10**
**J'KYRA  
BROWN**

 R-Senior • Guard • 5-11  
 Rocky Mount HS  
 East Carolina Univ.  
 Rocky Mount, N.C.


**13**
**JOCELYN  
WILLOUGHBY**


 Sophomore • Forward • 6-0  
 Newark Academy  
 East Orange, N.J.


**14**
**LISA  
JABLONOWSKI**

 Sophomore • Forward • 6-3  
 Lycee des Garcons  
 Ernster, Luxembourg

**20**
**AMANDINE  
TOI**

 Freshman • Guard • 5-10  
 INSEP Academy  
 Paris, France

**23**
**ALIYAH  
HULAND EL**

 Senior • Guard • 6-1  
 Randolph High  
 Randolph, N.J.

**30**
**FELICIA  
AIYEOTAN**

 Center • Sophomore • 6-9  
 Blair Academy (N.J.)  
 Lagos, Nigeria

**32**
**MONÉ  
JONES**

 Forward • Junior • 6-2  
 Riverside High  
 Durham, N.C.

**35**
**SHAKYNA  
PAYNE**

 Forward • R-Soph • 6-1  
 SW Atlanta Christian Acad.  
 Acworth, Ga.

**JOANNE  
BOYLE**

 Head Coach  
 Seventh Season

**TIM  
TAYLOR**

 Assistant Coach  
 Ninth Season

**LA'KESHIA  
FRETT MEREDITH**

 Assistant Coach  
 Fifth Season

**KATHERINE  
GRAHAM**

 Assistant Coach  
 Second Season

**SARAH  
HOLSINGER**

 Asst. AD/Operations  
 Seventh Season