



# VIRGINIA

## VIRGINIA ATHLETICS MEDIA RELATIONS

295 Massie Road, Room 154  
Charlottesville, VA 22904

Men's Basketball Contact: Erich Bacher

OFFICE: (434) 982-5530 • CELL: (720) 318-5538

E-mail: bacher@virginia.edu

ON THE WEB: VirginiaSports.com

ON TWITTER: @UVMensHoops, @ErichJBacher

23 NCAA TOURNAMENT APPEARANCES • 2019 NCAA CHAMPIONS • 3 NCAA FINAL FOUR BERTHS • 11 ALL-AMERICANS • 26 ALL-ACC FIRST TEAM SELECTIONS

### GAME INFORMATION

**Date / Time:** Wednesday, Dec. 18, 2019 / 6:30 p.m. ET

**Site:** Charlottesville, Va. / John Paul Jones Arena (14,623)

**TV:** ACC Network; **Online:** WatchESPN.com & ESPN App

Mike Monaco & Jordan Cornette

**Radio:** Virginia Sports Radio Network

Dave Koehn & Jimmy Miller

**Satellite Radio:** Sirius (105), XM (193), Internet (955)

**Live Stats/Twitter:** VirginiaSports.com/@UVMensHoops

**Virginia vs. Stony Brook:** First Meeting

**Charlottesville:** 0-0 (0-0 at John Paul Jones Arena)

**Stony Brook:** 0-0

**Neutral:** 0-0

**First Meeting:** Dec. 18, 2019 at John Paul Jones Arena

**Last Meeting:** N/A

**Winning Streak:** N/A

### 2019-20 SCHEDULE/RESULTS - 8-1, 2-0 ACC

Date	Opponent	TV	Time/Result
Nov. 6	[11] at Syracuse [RV]*	ACCN	W, 48-34
Nov. 10	[9] JMU	ESPNU	W, 65-34
Nov. 16	[9] COLUMBIA ^	ACCN	W, 60-42
Nov. 19	[7] VERMONT ^	RSN	W, 61-55
Nov. 23	[7] vs. UMass ^	ESPNews	W, 58-46
Nov. 24	[7] vs. Arizona State ^	ESPN	W, 48-45
Nov. 27	[7] MAINE	ACCN	W, 46-26
Dec. 4	[5] at Purdue % (RV)	ESPN2	L, 69-40
Dec. 8	[5] NO. CAROLINA * (7)	ACCN	W, 56-47
Dec. 18	[9] STONY BROOK	ACCN	6:30 p.m.
Dec. 22	[9] SOUTH CAROLINA	ABC	3 p.m.
Dec. 29	NAVY	ESPN2	4 p.m.
Jan. 4	VIRGINIA TECH *	RSN	2 p.m.
Jan. 7	at Boston College *	ESPN2/U/ACCN	7 p.m.
Jan. 11	SYRACUSE *	ESPN/2	4 p.m.
Jan. 15	at Florida State *	ESPN2/U	7 p.m.
Jan. 18	at Georgia Tech *	ACCN	8 p.m.
Jan. 20	NC STATE *	ESPN	7 p.m.
Jan. 26	at Wake Forest *	ACCN	Noon
Jan. 28	FLORIDA STATE *	ESPN/2/U	7 p.m.
Feb. 5	CLEMSON *	RSN	7 p.m.
Feb. 8	at Louisville *	ESPN2/U	4 p.m.
Feb. 11	NOTRE DAME *	ESPN/2/U	9 p.m.
Feb. 15	at North Carolina *	ESPN/2	6/8 p.m.
Feb. 19	BOSTON COLLEGE *	ACCN	8 p.m.
Feb. 22	at Pitt *	ESPN/2	Noon
Feb. 26	at Virginia Tech *	ESPN/2/U/ACCN	7 p.m.
Feb. 29	DUKE *	ESPN/2	4/6/8 p.m.
Mar. 4	at Miami *	ACCN	9 p.m.
Mar. 7	LOUISVILLE *	ESPN/2	4 p.m.
Mar. 10-14	at ACC Tournament	TBA	TBA

### HOME GAMES IN BOLD CAPS

^ - Air Force Reserve Tip-Off Tournament

% - B1G/ACC Challenge • \* - ACC game • All Times Eastern

### PRONUNCIATION GUIDE

Kihei Clark ..... Key-Hey  
Mamadi Diakite ..... Mama-DEE Dee-ah-KEE-tay  
Francisco Caffaro ..... Cuh-FAR-oh  
Sam Hauser ..... How-Zer  
Casey Morsell ..... More-SELL  
Tomas Woldetensae ..... Thomas Wohl-duh-TEN-sigh



VS.



## [9/7] VIRGINIA CAVALIERS (8-1, 2-0 ACC)

Head Coach: Tony Bennett (Green Bay, 1992)

Record at UVA: 262-90 (11th season), Career Record: 331-123 (14th season)

## STONY BROOK SEAWOLVES (7-5)

Head Coach: Geno Ford (Ohio University, 1997)

Record at Stony Brook: 7-5 (1st season), Career Record: 172-160 (11 seasons)

### FOR OPENERS

- Virginia continues its five-game homestand with its first meeting against Stony Brook.
- The Cavaliers have held seven of their nine opponents to fewer than 50 points and three foes to fewer than 40 points.
- UVA has a 21-game home nonconference winning streak and is 139-37 (.792) in non-league play under Tony Bennett.

### ALL-TIME AGAINST THE AMERICA EAST CONFERENCE

- Virginia meets its third America East foe in 2019-20.
- The Cavaliers defeated Vermont, 61-55, and Maine, 46-26, earlier this season.
- Virginia is 11-1 all-time against current America East Conference members (3-1 vs. UMBC, 3-0 vs. Hartford, 2-0 vs. Vermont, 1-0 vs. Albany, 1-0 vs. Maine and 1-0 vs. New Hampshire).

### LAST TIME OUT

- Francisco Caffaro had 10 points and seven rebounds off the bench to lead then-No. 5 Virginia to a 56-47 win over then-No. 7 North Carolina on Dec. 8.
- Mamadi Diakite added 12 points and Tomas Woldetensae chipped in 11 as UVA held its seven opponent to fewer than 50 points.
- UVA outrebounded the Tar Heels 37-32.
- The Cavaliers held North Carolina to 37 percent shooting, including a 1 of 14 effort from 3-point range.
- UVA owned a 25-10 advantage in bench points.

### HOLDING FOES UNDER 50

- UVA is 7-0 when limiting opponents to fewer than 50 points.
- UVA is 94-2 when achieving the mark in the Tony Bennett era.
- Bennett-coached teams are 119-3 when holding opponents to fewer than 50 points (25-1 in three years at Washington State).
- UVA is 3-0 when limiting opponents to fewer than 40 points (26-0 all-time under Bennett).
- UVA has three wins when scoring fewer than 50 points for the first time since 1981-82 (Maryland and NC State twice).

### UVA IN THE NATIONAL RANKINGS

- As of Dec. 16, Virginia ranks first in the nation in scoring defense (44.2), field goal percentage defense (31.6) and personal fouls per game (11.9), third in fewest fouls (107) and 14th in 3-point field goal percentage defense (26.7).

### THERE'S NO PLACE LIKE HOME

- Virginia is 186-42 (.816), including a 5-0 mark in 2019-20, in 14 seasons at John Paul Jones Arena.
- UVA was 15-1 at JPJ last season and is 148-26 (.851), including a 113-11 (.911) mark the past eight seasons, at home under head coach Tony Bennett.
- Virginia is an ACC-leading 58-6 (.906) in league home games over the past seven seasons. Duke is second at 55-8 (.873).
- UVA has won 11 or more home games for 10 straight seasons.

### UVA RANKED NO. 9 IN LATEST AP POLL

- UVA is ranked No. 9 in the latest Associated Press poll for the second straight week and No. 7 in the USA Today Coaches' poll.
- UVA has been ranked in the AP poll for 41 straight weeks and has been ranked in the top 10 in 37 of the last 38 polls.

### HOO ARE THESE CAVALIERS?

- The quartet of Mamadi Diakite, Kihei Clark, Braxton Key and Jay Huff lead Virginia into action this season.
- Diakite leads UVA in scoring (13.2 ppg) and is third in rebounding (6.6), while Clark is averaging 8.4 points, 4.6 rebounds and a team-high 5.0 assists.
- Key is averaging 10.3 points and a team-high 8.3 rebounds, but has missed the last three games with a wrist injury.
- Huff has tallied 9.2 points, 6.8 rebounds and team-high 12 blocks.
- Kody Statmann and newcomers Casey Morsell and Tomas Woldetensae have absorbed the minutes left by Ty Jerome, Kyle Guy and DeAndre Hunter on the perimeter.
- Morsell, who scored a career-high 19 points against Arizona State en route to all-tournament honors, is averaging 5.2 points.
- Statmann is averaging 5.0 points, but missed four games (Nov. 19-27) due to an illness.
- Woldetensae has started seven games and drilled a trio of 3-pointers against North Carolina.
- Justin McKoy chipped in six points on 3 of 3 shooting off the bench at Purdue and four points and five rebounds vs. North Carolina.
- Francisco Caffaro has appeared in five contests and had a great game off the bench with 10 points and seven rebounds against North Carolina.
- Walk-on Chase Coleman has averaged 6.0 minutes backing up point guard Kihei Clark, while Jayden Nixon has played in four games.
- Forward Kadin Shedrick is redshirting this season, while Sam Hauser will sit out the season after transferring from Marquette.

### VIRGINIA'S STARTING LINEUP VS. NORTH CAROLINA

Pos.	No.	Player (Hometown)	Yr.	Ht.	Wt.	PPG	RPG	NOTES
G	0	Kihei Clark (Woodland Hills, Calif.)	So.	5-9	163	8.4	5.0(a)	Floor general is shooting 34.4% from 3FG (11-32); 4.6 rpg
G	13	Casey Morsell (Fort Washington, Md.)	R-Jr.	6-3	195	5.2	2.8	Career-high 19 points vs. Arizona State
G	53	Tomas Woldetensae (Bologna, Italy)	Jr.	6-5	196	3.8	2.9	Started 7 games; 9 points (3-4 3FG) vs. North Carolina
F	25	Mamadi Diakite (Conakry, Guinea)	R-Sr.	6-9	224	13.2	6.6	UVA's top scorer in 6 games; 45.5% 3FG; 9 blocks & 10 steals
F	30	Jay Huff (Durham, N.C.)	R-Jr.	7-1	243	9.2	6.8	Scored 10+ points in 6 games; Career-high 24.4 mpg
<b>OFF THE BENCH</b>								
G	23	Kody Statmann (Queensland, Aus.)	So.	6-7	200	5.0	2.2	7 points & 2 rebounds vs. North Carolina
F	4	Justin McKoy (Cary, N.C.)	Fr.	6-8	221	1.6	1.5	Season highs in rebounds (5) and minutes (17) vs. UNC
G	12	Chase Coleman (Norfolk, Va.)	Fr.	5-9	154	1.1	0.4	Walk-on has played 8 games; 2 points in 12 minutes at Purdue
C	22	Francisco Caffaro (Sante Fe, Argentina)	R-Fr.	7-0	244	2.6	1.8	Breakout game vs. UNC with 10 points & 7 rebounds
G	2	Braxton Key (Charlotte, N.C.)	Sr.	6-8	230	10.3	8.3	Had surgery for a wrist injury Nov. 26; no timetable for return

**VIRGINIA HEAD COACH TONY BENNETT**

- Three-time National and four-time ACC Coach of the Year Tony Bennett has a 262-90 (.744) mark in 11 seasons at Virginia and 331-123 (.729) career mark in 14 seasons.
- In 2018-19, Bennett led the Cavaliers to their first NCAA national championship, a share of their ninth ACC regular-season title and school-record 35 wins.
- Bennett became the 80th active Division I head coach to win his 300th career game against Marshall on Dec. 31, 2018.
- Bennett was named the USBWA Henry Iba National Coach of the Year for the third time in 2018 to rank second all-time behind legendary John Wooden, who captured the award six times.
- He has led UVA to outright ACC regular-season and tournament championships in the same season two times (2014 and 2018).
- Bennett has guided UVA to six straight NCAA Tournament appearances for the first time in school history and has led UVA to 29 or more wins for the fifth time in the past six seasons.
- Bennett is the sixth coach in ACC history to win at least three outright ACC regular-season titles (Frank McGuire, Vic Bubas, Dean Smith, Mike Krzyzewski and Roy Williams).
- Bennett has led UVA to a school-best 16 or more ACC wins in four of the last six seasons and a school-record seven straight seasons with 11 or more ACC wins.
- He has led UVA to a school-best eight straight 20-win seasons.
- Bennett has guided UVA to a school-record 89 wins over three seasons two times (2014-16 and 2017-19).
- Bennett has led UVA to seven consecutive postseason tournaments (NCAA in 2012, 2014, 2015, 2016, 2017 and 2018 and NIT in 2013).
- Bennett has led the Cavaliers to 30 wins in back-to-back seasons two times (2014-2015 and 2018-19).
- UVA is 139-37 (.792) in non-conference action (77-6 at JPI), 123-53 (.699) in ACC play and 148-26 (.851) at home under Tony Bennett.
- Bennett ranks fifth all-time in winning percentage at .699, among ACC head coaches with 100 or more ACC regular-season wins.

**OUR DEFENSE NEVER RESTS**

- UVA has limited seven opponents to fewer than 50 points.
- The Cavaliers held Maine to 26 points, matching the fewest Virginia has allowed in the shot clock era (since 1985-86).
- UVA held both Syracuse and JMU to 34 points, marking the first time UVA has limited its first two opponents to fewer than 40 points in the shot clock era and since 1943-44.
- Syracuse's 34 points in the season-opener on Nov. 6, marked UVA's fewest points allowed to an ACC foe since holding Wake Forest to 34 on Feb. 25, 2015.
- The 34 points by Syracuse and JMU are tied for the fifth fewest for UVA in the shot clock era.
- UVA limited Maine to 18.6 percent shooting, second lowest for a Cavalier opponent.
- UVA limited JMU to 22.6 percent shooting, tied for fifth lowest for a Cavalier opponent.
- UVA ranks first in the NCAA in scoring defense (44.2 ppg) after capturing its fifth NCAA scoring defense title in 2018-19 (56.1 ppg).
- The Cavaliers have limited four opponents (Syracuse, JMU, Columbia and Maine) to fewer than 50 points, 29 percent or less field goal shooting and 29 percent or less 3-point shooting.
- UVA has held eight opponents below 41 percent from the field.
- The Cavaliers have forced nine shot clock violations in 2019-20.
- UVA has out-rebounded seven opponents.
- Bennett-coached teams have led the nation in scoring defense six times and finished in the top-five nationally in 10 of 13 seasons.

**WATCH ME NOW**

- Mamadi Diakite was named to the Oscar Robertson Trophy Player of the Year watch list from the U.S. Basketball Writers Association.
- Kihei Clark (Bob Cousy Award) and Diakite (Karl Malone Award) were named to Naismith Memorial Basketball Hall of Fame pre-season award top-20 watch lists.
- The Cousy Award honors the nation's top point guard, while the Malone Award honors the top power forward.
- Diakite was also one of 50 players named to the Naismith Trophy Player of the Year watch list and one of 20 players named to the NABC Division I Player of the Year preseason watch list.
- Diakite was also named to the Wooden Award Preseason Top 50 List.

**NATIONAL DEFENSIVE POINTS PER GAME RANKINGS UNDER TONY BENNETT**

Year	School	Pts/Gm	Rank
2006-07	Washington State	59.5	17th
2007-08	Washington State	56.4	3rd
2008-09	Washington State	55.4	1st
2009-10	Virginia	63.6	54th
2010-11	Virginia	62.4	36th
2011-12	Virginia	54.2	2nd
2012-13	Virginia	55.6	5th
2013-14	Virginia	55.7	1st
2014-15	Virginia	51.5	1st
2015-16	Virginia	60.1	2nd
2016-17	Virginia	56.4	1st
2017-18	Virginia	54.0	1st
2018-19	Virginia	56.1	1st
2019-20	Virginia	44.2	1st

**RECORDS WATCH**

- Mamadi Diakite ranks fifth on UVA's career blocks list with 127.
- Diakite needs four blocks to pass Travis Watson (130 blocks from 2000-03) for fourth on the list.
- Diakite's 63 blocked shots in 2018-19 rank sixth on UVA's single-season list.

**UVA VS. RANKED OPPONENTS**

- UVA is 43-34 against ranked opponents in the Tony Bennett era, including a 1-0 mark in 2019-20.
- UVA went 11-3 vs. ranked foes and the 11 ranked wins marked a school record.
- The Cavaliers posted an ACC-record five ranked wins on the road in 2018-19, which tied UConn (1998-99) for the most all-time in poll history since 1948-49.
- UVA posted back-to-back wins vs. ranked opponents two times (Wisconsin and Maryland and Virginia Tech and Louisville) for the first time in the regular season since 1982.
- The Cavaliers are 157-329 vs. ranked opponents since 1953-54.
- UVA is 1-30 all-time vs. No. 1-ranked opponents (86-73 win vs. No. 1 North Carolina on Jan. 30, 1986).

**ABOUT THE 2019-20 SCHEDULE**

- Three of Virginia's opponents are ranked in the AP Top-25 poll (Louisville, Duke and Florida State), while three (North Carolina, Purdue and Virginia) received votes.
- The Cavaliers will play 13 games against 2019 NCAA Tournament teams: home games against Duke, Florida State, Louisville, North Carolina, Syracuse, Vermont and Virginia Tech; road contests at Florida State, Louisville, North Carolina, Purdue, Syracuse and Virginia Tech.
- UVA defeated First Four NCAA Tournament team Arizona State in the Air Force Reserve Tip-Off Tournament championship on Nov. 24.
- Two opponents (Clemson and NC State) participated in the 2019 National Invitation Tournament.

**VIRGINIA PICKED FOURTH IN THE ACC**

- Virginia was picked to finish fourth in the ACC preseason poll.
- The Cavaliers, who were picked second and finished first last season, have finished at or higher than their predicted finish in 10 of the last 11 seasons.
- Duke is the preseason favorite, followed by North Carolina, Louisville, Virginia, Florida State, NC State, Notre Dame, Syracuse, Miami, Pitt, Clemson, Georgia Tech, Boston College, Virginia Tech and Wake Forest.

**DIAKITE EARNS PRESEASON ALL-ACC HONORS**

- Mamadi Diakite was named the preseason All-ACC first team.
- Diakite was joined on the All-ACC first team by preseason ACC Player of the Year Jordan Nwora (Louisville), Tre Jones (Duke), Cole Anthony (North Carolina) and John Mooney (Notre Dame).



# HEAD COACH

## TONY BENNETT

11TH SEASON

**PERSONAL**

Birthdate: June 1, 1969  
Birthplace: Clintonville, Wis.

Family: wife, Laurel; daughter, Anna; son, Eli

**EDUCATION**

College: Green Bay, 1992

**COACHING EXPERIENCE**

1999-00	Wisconsin (staff volunteer)
2000-01	Wisconsin (assistant coach)
2003-04	Washington State (assistant coach)
2004-06	Washington State (associate head coach)
2006-09	Washington State (head coach)
2009-	Virginia (head coach)

**THE BENNETT RECORD**

Year	School	Record (Conf)	Postseason
2006-07	Washington St.	26-8 (13-5)	NCAA 2nd Round
2007-08	Washington St.	26-9 (11-7)	NCAA Sweet 16
2008-09	Washington St.	17-16 (8-10)	NIT 1st Round
2009-10	Virginia	15-16 (5-11)	
2010-11	Virginia	16-15 (7-9)	
2011-12	Virginia	22-10 (9-7)	NCAA 2nd Round
2012-13	Virginia	23-12 (11-7)	NIT Quarterfinals
2013-14	Virginia	30-7 (16-2)	NCAA Sweet 16
2014-15	Virginia	30-4 (16-2)	NCAA Third Round
2015-16	Virginia	29-8 (13-5)	NCAA Elite Eight
2016-17	Virginia	23-11 (11-7)	NCAA 2nd Round
2017-18	Virginia	31-3 (17-1)	NCAA 1st Round
2018-19	Virginia	35-3 (16-2)	NCAA Champions
2019-20	Virginia	8-1 (2-0)	
<b>Total</b>	<b>14 seasons</b>	<b>331-123</b>	
<b>Virginia</b>	<b>11 seasons</b>	<b>262-90</b>	

**BENNETT VS. 2019-20 OPPONENTS**

Opponent	Career	Virginia
Arizona State	7-0	1-0
Boston College	9-4	9-4
Clemson	11-3	11-3
Columbia	1-0	1-0
Duke	3-11	3-11
Florida State	8-8	8-8
Georgia Tech	12-2	12-2
JMU	3-0	3-0
Louisville	10-1	10-1
Maine	1-0	1-0
UMass	0-0	0-0
Miami	8-6	8-6
Navy	1-0	1-0
North Carolina	10-8	10-7
NC State	13-2	13-2
Notre Dame	9-1	8-1
Pitt	8-2	8-1
Purdue	1-1	1-1
St. John's	2-0	2-0
South Carolina	1-0	1-0
Stony Brook	0-0	0-0
Syracuse	7-2	7-2
Vermont	1-0	1-0
Virginia Tech	14-6	14-6
Wake Forest	8-4	8-4

# NATIONAL RANKINGS

## ASSOCIATED PRESS (Monday, Dec. 16)

1	Kansas (47)	9-1	1607
2	Gonzaga (15)	11-1	1552
3	<b>Louisville (1)</b>	<b>10-1</b>	<b>1412</b>
4	<b>Duke (2)</b>	<b>9-1</b>	<b>1387</b>
5	Ohio State	9-1	1334
6	Kentucky	8-1	1231
7	Maryland	10-1	1207
8	Oregon	8-2	1172
9	<b>Virginia</b>	<b>8-1</b>	<b>1121</b>
10	Baylor	8-1	1062
11	Memphis	9-1	960
12	Auburn	9-0	939
13	Dayton	8-1	879
14	Michigan	8-3	723
15	Michigan State	7-3	656
16	Arizona	10-2	631
17	Butler	10-1	553
18	Villanova	8-2	496
19	<b>Florida State</b>	<b>8-2</b>	<b>449</b>
20	San Diego State	10-0	431
21	Tennessee	7-2	367
22	Washington	7-2	213
23	Penn State	9-2	182
24	Texas Tech	6-3	115
25	West Virginia	9-1	76

Others receiving votes: **North Carolina 41**, Xavier 40, Iowa 39, Wichita State 31, **Purdue 30**, Liberty 25, Indiana 23, Marquette 23, VCU 21, Utah State 14, Saint Mary's 13, Northern Iowa 12, Colorado 12, Texas 10, Florida 7, DePaul 6, Richmond 3, **Virginia Tech 3**, Georgetown 3, Stanford 3, LSU 3, Seton Hall 3, Oklahoma State 2, Arkansas 1, BYU 1, Duquesne 1

## USA TODAY COACHES (Monday, Dec. 16)

1	Kansas (25)	9-1	790
2	Gonzaga (4)	11-1	754
3	<b>Duke (2)</b>	<b>9-1</b>	<b>688</b>
4	Ohio State (1)	9-1	681
5	<b>Louisville</b>	<b>10-1</b>	<b>669</b>
6	Kentucky	8-1	581
7	<b>Virginia</b>	<b>8-1</b>	<b>580</b>
8	Maryland	10-1	577
9	Auburn	9-0	529
10	Oregon	8-2	521
11	Baylor	8-1	513
12	Dayton	8-1	465
13	Memphis	9-1	404
14	Villanova	8-2	314
15	Michigan	8-3	291
16	Butler	10-1	280
17	Arizona	10-2	277
18	Michigan State	7-3	268
19	<b>Florida State</b>	<b>8-2</b>	<b>246</b>
20	San Diego State	10-0	186
21	Tennessee	7-2	178
22	Washington	7-2	93
23	<b>North Carolina</b>	<b>6-4</b>	<b>50</b>
24	Penn State	9-2	44
25	Texas Tech	6-3	42
	VCU	8-2	42

Others receiving votes: Wichita State 38, **Purdue 36**, West Virginia 31, Texas 26, Indiana 22, Utah State 21, Xavier 21, Marquette 18, Colorado 18, LSU 15, Liberty 12, Northern Iowa 12, Saint Mary's 11, Arkansas 10, Iowa 10, Stanford 9, Oklahoma State 6, Seton Hall 6, Illinois 4, DePaul 4, Creighton 3, **NC State 2**, Oklahoma 1, Richmond 1

## 2019-20 Opponents in Bold

## THE ELECTRIC 70s AND AWESOME 80s

- Virginia scored 70 or more points in 21 games (19-2) last season and is 125-8 when scoring at least 70 points under Tony Bennett.
- UVA scored 80 or more points in nine games (9-0) and is 35-1 when scoring 80 or more points under Bennett with its lone loss a 93-81 decision at North Carolina in 2012-13.
- Bennett was 4-0 when scoring 80+ points at Washington State.
- UVA scored 100 points against Marshall for the first time under Tony Bennett and added 97 points against Coppin State.
- UVA is 4-0 all-time when scoring 90 or more points under Bennett.

## MORE THAN MANAGERS

- Virginia men's basketball managers and Charlottesville natives Grant Kersey and Matt Palumbo saw two minutes of action for the Cavaliers against JMU.
- Palumbo made his collegiate debut, while Kersey saw action in 10 games in a similar role last season.
- Coach Tony Bennett calls his team managers the "ultimate servants" of the Virginia men's basketball program.

## CAVALIERS IN THE NBA

- Malcolm Brogdon (Indiana), Joe Harris (Brooklyn), DeAndre Hunter (Atlanta), Ty Jerome (Phoenix), Mike Scott (Philadelphia) and Devon Hall (Oklahoma City) are former Cavaliers who are playing in the NBA this season.
- Brogdon, who earned NBA Rookie of the Year honors for Milwaukee in 2016-17, is in his fourth season and first with Indiana.
- Harris is in his fifth NBA season (fourth with Brooklyn) and was the 2019 NBA All-Star Three-Point champion.
- Scott is in his eighth NBA season and second season with the Sixers.
- Hunter and Jerome were NBA first-round picks.
- Hall and Kyle Guy (Sacramento) are signed to two-way contracts.
- In addition, Dallas head coach Rick Carlisle is a Virginia alum who helped the Cavaliers to their last NCAA Final Four in 1984.

## ABDUR-RAHIM, BECKMAN AND MCCORKLE SIGN NLI's

- Virginia announced the signings of guards Jabri Abdur-Rahim (Short Hills, N.J./Blair Academy), Reece Beekman (Baton Rouge, La./Scotlandville High School) and Carson McCorkle (Greensboro, N.C./Greensboro Day School) on Nov. 14.
- The 6-7, 205-pound Abdur-Rahim averaged 16.7 points and 8.7 rebounds during his junior season at Blair Academy in 2018-19. Abdur-Rahim was named New Jersey Gatorade Player of the Year after leading Blair Academy to the Prep A state championship.
- Beekman, a 6-2, 165-pound point guard, averaged 21.9 points, 10.2 rebounds and 10.2 assists as a junior for Scotlandville in 2018-19. He was named first-team all-state from USA Today and the Louisiana Sports Writers Association.
- The 6-3, 173-pound McCorkle tallied 15.9 points per game en route to AP and NCISAA 4A All-State honors at Greensboro Day School.

## 2019-20 UNIVERSITY OF VIRGINIA CAVALIERS

No.	Name	Pos.	Ht.	Wt.	Yr.	Hometown/High School [Previous College]
0	Kihei Clark *	So.	G	5-9	163	Woodland Hills, Calif./Taft Charter
2	Braxton Key *	Sr.	G	6-8	230	Charlotte, N.C./Oak Hill Academy/Alabama
4	Justin McKoy	Fr.	F	6-8	221	Cary, N.C./Panther Creek
5	Jayden Nixon *	So.	G	6-3	192	Charlottesville, Va./Choate Rosemary Hall (Conn.)
10	Sam Hauser %	Sr.	F	6-8	225	Stevens Point, Wis./SPASH/Marquette
12	Chase Coleman	Fr.	G	5-9	154	Norfolk, Va./Maury
13	Casey Morsell	Fr.	G	6-3	195	Fort Washington, Md./St. John's College
21	Kadin Shedrick	Fr.	F	6-11	214	Raleigh, N.C./Holly Springs
22	Francisco Caffaro	R-Fr.	C	7-0	244	El Trebo, Sante Fe, Argentina/NBA Global Academy
23	Kody Statmann *	So.	G	6-7	200	Bentley Park, Queensland, Australia/St. Augustine's College
24	Austin Katsira **	Jr.	F	6-6	227	Charlottesville, Va./Albemarle
25	Mamadi Diakite ***	R-Sr.	F	6-9	224	Conakry, Guinea, Africa/Blue Ridge School (Va.)
30	Jay Huff **	R-Jr.	F	7-1	243	Durham, N.C./Voyager Academy
53	Tomas Woldentensae	Jr.	G	6-5	196	Bologna, Italy/Indian Hills Community College (Iowa)

\* - denotes letters earned; % - will sit of 2019-20 season due to NCAA transfer rules

**Head Coach:** Tony Bennett (Green Bay '92/11th season)

**Associate Head Coach:** Jason Williford (Virginia '95/11th season)

**Assistant Coaches:** Brad Soderberg (UW-Stevens Point '85/5th season), Orlando Vandross (AIC '92/5th season)

**Director of Recruiting/Player Development:** Kyle Getter (Hanover College '01/2nd season)

**Director of Scouting/Recruiting:** Larry Mangino (Montclair State '83/4th season)

**Director of Player Development/Coaching Staff Consultant:** Kirk Penney (Wisconsin '15/1st season)

**Director of Player Personnel:** Johnny Carpenter (Virginia '13/5th season)

**Associate AD for Men's Basketball:** Ronnie Wideman (Washington State '06/11th season)

**Strength and Conditioning Coach:** Mike Curtis (Virginia '98/10th season)

**Athletic Trainer:** Ethan Saliba (Kansas '79/36th season)

## 2018-19 IN REVIEW

- Virginia claimed its first NCAA National Championship.
- The Cavaliers had a school-record 35 wins.
- UVA captured a share of its ninth ACC regular-season title.
- The Cavaliers earned their fifth No. 1 seed for the ACC Tournament.
- The Cavaliers advanced to their third NCAA Final Four (1981, 1984, 2019), seventh Elite Eight (first since 2016) and 10th Sweet 16.
- Virginia has 29 or more wins in five of the last six seasons.
- UVA is 64-6 in past two seasons (31-3 & 35-3) becoming second ACC program with no more than three losses in consecutive seasons (NC State 73-74).
- UVA won 25 or more games for the ninth time with five of the nine under 10th year head coach Tony Bennett.
- UVA won 23 or more games for a school-best seventh straight year.
- UVA won 16 or more ACC games for the fourth time (2014, 2015, 2018, 2019).
- The Cavaliers have won 11 or more ACC games for a school-record seven consecutive seasons.
- UVA has won 15 or more home games in six of the last seven years.
- UVA has captured an ACC-record five ranked road wins, tied for most all-time with UConn (1998-99).
- UVA set a school record with 11 wins vs. ranked opponents.

## ON THE HORIZON

- No. 9 Virginia hosts South Carolina on Sunday, Dec. 22. Tipoff at John Paul Jones Arena is set for 3 p.m. on ABC.



## MEDIA INFORMATION

### VIRGINIA MEDIA RELATIONS OFFICE

The UVA athletics media relations office is located in John Paul Jones Arena. Regular business hours are 9 a.m. to 5 p.m., Monday through Friday.

### PRESS CREDENTIALS

Media members interested in obtaining season or game credentials should apply online at [www.sportssystems.com/virginia-hoops](http://www.sportssystems.com/virginia-hoops). Credential requests should be submitted no later than seven (7) days prior to the game. Credentials that can't be mailed will be held for pickup at the will call window at John Paul Jones Arena. You must have a press pass to be admitted to the media area and the press room.

### PHOTO CREDENTIALS

All photographers and camera operators must wear a visible credential issued by the Virginia athletics media relations office. Photographers work from the baselines at both ends of the court at John Paul Jones Arena. Live television is given top priority for courtside space.

### PRESS PARKING

Press parking passes are provided upon request on a limited basis. Please request your parking pass during the online credential application process.

### INTERVIEWS

All requests for interviews with Virginia basketball coaches and players should be made through Erich Bacher in the athletics media relations office. It is requested you allow the athletics media relations staff at least one day to arrange an interview.

### POSTGAME INTERVIEWS

Virginia head coach Tony Bennett, two Virginia student-athletes and the visiting head coach will meet with media representatives in the press room after each game at John Paul Jones Arena. Coach Bennett will be available in the press room approximately 10 minutes after the conclusion of the game, followed by two Virginia student-athletes or the visiting coach. Other Virginia players will be available upon request near the JPI press room.

### UVA SPORTS APP

The Virginia Sports mobile app is available for download by searching for "Virginia Athletics" or "UVA sports." The App features news, live stats, schedules, results and news information for each of UVA sports programs, articles from Jeff White, audio and video content and more.

### RADIO

Each visiting school is allowed one radio broadcast from John Paul Jones Arena. The Virginia athletics media relations office provides two ISDN lines and three business touchtone lines for use by the visiting broadcast crew. Radio network crews work from a courtside location at the scorer's table. Three seats are available at the table for visiting radio crews.

### GAME SERVICES

Information packets are available before each game at John Paul Jones Arena, and a full statistical summary and play-by-play sheets are distributed at halftime and after the game. Head coach and player quotes will be available after postgame interviews. A pregame meal is served for working members of the media in the press room on the event level of John Paul Jones Arena.

### TELEPHONES/WIRELESS

Should you require your own telephone for game coverage, please contact Erich Bacher in the Virginia athletics media relations office. A wireless network is available at John Paul Jones Arena for media. A UVA media relations representative will provide login directions.

### ACC COACHES TELECONFERENCE

The 2020 ACC Men's Basketball Weekly Teleconference begins Monday, Jan. 6, 2020, and continues each Monday through March 2. Each coach will have 10 minutes to make an opening statement and answer questions. There will be an instant replay of each teleconference on the Conference's internet site TheACC.com each Monday afternoon. Coaches whose teams play on Monday evening will not participate in that day's teleconference.

Here is head coach Tony Bennett's (and Virginia's ACC weekly opposing coach) 2020 ACC Teleconference schedule:

#### Monday, Jan. 6

11:30 a.m. (Christian 10:30 a.m., Boeheim 11:50 a.m.)

#### Monday, Jan. 13

11:30 a.m. (Pastner 10:50 a.m., Hamilton 12:20 p.m.)

#### Monday, Jan. 27

11:30 a.m. (Hamilton Noon)

#### Monday, Feb. 3

11:30 a.m. (Brownell 10:40 a.m., Mack Noon)

#### Monday, Feb. 10

11:30 a.m. (Williams 11:40 a.m., Brey 12:20 p.m.)

#### Monday, Feb. 17

11:30 a.m. (Christian 10:30 a.m., Capel 11:10 a.m.)

#### Monday, Feb. 24

11:30 a.m. (Krzyszewski 12:10 p.m., Young 12:30 p.m.)

#### Monday, March 2

11:30 a.m. (Larrañaga 11 a.m., Mack Noon)

## UVA'S RECORD UNDER TONY BENNETT WHEN..

	All	2019-20
Leading at the half	209-25	8-0
Trailing at the half	46-60	0-1
Tied at the half	7-5	0-0
Playing Overtime	5-9	0-0
Shooting 50% or better	105-8	0-0
Shooting between 40-49.9%	122-32	4-0
Shooting less than 40%	35-50	4-1
Opponents shoot 50% or better	18-24	0-0
Opponents shoot less than 50%	244-66	8-1
UVA outrebounds its opponent	187-27	7-0
Opponent outrebounds UVA	68-60	1-1
Teams are tied in rebounds	7-3	0-0
UVA has 10 or more steals	22-3	0-0
UVA shoots 70% FT or better	156-45	4-0
UVA shoots less than 70% FT	106-45	4-1
Scoring less than 50 points	9-16	3-1
Scoring 50-59 points	34-34	2-0
Scoring 60-69 points	94-31	3-0
Scoring 70-79 points	90-7	0-0
Scoring 80-89 points	31-1	0-0
Scoring more than 90 points	4-0	0-0
Allowing fewer than 50 points	94-2	7-0
Allowing fewer than 40 points	26-0	3-0
Playing in John Paul Jones Arena	148-26	5-0
Playing on the road	66-45	1-1
Playing on a neutral court	47-19	2-0
Game decided by 1-4 points	31-36	1-0
Game decided by 5-10 points	57-23	2-0
Game decided by 11+ points	172-31	5-1
Playing at night	179-61	3-1
Playing in the afternoon	83-28	5-0
Playing on Monday	26-11	0-0
Playing on Tuesday	44-7	1-0
Playing on Wednesday	39-12	2-1
Playing on Thursday	20-9	0-0
Playing on Friday	28-10	0-0
Playing on Saturday	71-32	2-0
Playing on Sunday	34-9	3-0
Playing in November	66-11	6-0
Playing in December	46-11	1-1
Playing in January	61-19	0-0
Playing in February	48-27	0-0
Playing in March	40-22	0-0
Playing in April	2-0	0-0

## VIRGINIA RECORD BOOK

### CAREER BLOCKS

NO.	NAME	CAREER BLOCKS
1.	Ralph Sampson (1980-83)	462
2.	Chris Alexander (1993-96)	148
3.	Isaiah Wilkins (2015-18)	141
4.	Travis Watson (2000-03)	130
5.	<b>Mamadi Diakite (2017-)</b>	<b>127</b>
6.	Kris Hunter (1997-99)	126
7.	Jason Clark (2002-05)	112
8.	Steve Castellan (1976-79)	108
	Assane Sene (2009-12)	108
10.	Darion Atkins (2012-15)	102

## VIRGINIA IN THE POLLS

Date	AP	USA Today
Preseason	11	9
Nov. 11	9	9
Nov. 18	7	6
Nov. 25	7	6
Dec. 2	5	2
Dec. 9	9	8
Dec. 16	9	7



## Official Basketball Box Score -- Game Totals -- Final Statistics

Virginia vs Syracuse  
11/06/19 9:00 pm at

## Virginia 48 • 1-0,1-0 ACC

#	Player	Total		3-Ptr		Rebounds			PF	TP	A TO Blk Stl					Min
		FG-FGA	FG-FGA	FT-FTA	Off Def Tot	PF	TP	A TO Blk Stl								
25	Mamadi Diakite	f	6-10	0-0	0-0	4	2	6	1	12	1	2	2	1	0	35
00	Kihei Clark	g	3-9	2-8	2-2	0	11	11	0	10	7	3	0	1	0	40
02	Braxton Key	g	3-10	0-5	1-2	1	9	10	2	7	2	2	0	2	0	33
13	Casey Morsell	g	1-6	1-6	0-0	1	1	2	2	3	1	2	1	0	0	26
53	Tomas Woldetensae	g	0-4	0-3	0-0	0	0	0	1	0	0	2	0	0	0	13
04	Justin McKoy		0-0	0-0	0-0	0	0	0	0	0	0	1	0	0	0	3
23	Kody Statmann		2-4	1-3	0-0	1	2	3	0	5	2	1	1	0	0	21
30	Jay Huff		5-6	0-0	1-2	2	10	12	1	11	1	2	0	0	0	29
	Team					1	2	3				1				
	Totals		20-49	4-25	4-6	10	37	47	7	48	14	16	4	4	0	200

FG % 1st Half: 11-24 45.8% 2nd half: 9-25 36.0% Game: 20-49 40.8% Deadball Rebounds 1  
 3FG % 1st Half: 2-12 16.7% 2nd half: 2-13 15.4% Game: 4-25 16.0%  
 FT % 1st Half: 1-2 50.0% 2nd half: 3-4 75.0% Game: 4-6 66.7%

## Syracuse 34 • 0-1,0-1 ACC

#	Player	Total		3-Ptr		Rebounds			PF	TP	A TO Blk Stl					Min
		FG-FGA	FG-FGA	FT-FTA	Off Def Tot	PF	TP	A TO Blk Stl								
21	Marek Dolezaj	f	2-8	0-2	0-0	3	6	9	3	4	2	2	0	0	0	40
33	Elijah Hughes		4-14	3-10	3-5	0	5	5	2	14	1	1	1	1	0	40
34	Bourama Sidibe	f	1-2	0-0	0-0	0	2	2	4	2	0	1	0	1	0	22
05	Jalen Carey	g	1-6	0-0	0-2	2	3	5	0	2	1	1	0	1	0	18
35	Buddy Boenheim	g	3-12	1-8	0-0	0	2	2	1	7	1	1	1	1	0	32
00	Quincy Goodine		0-2	0-2	0-0	0	0	0	0	0	0	0	0	0	0	8
01	Bryce Guerrier		0-4	0-3	0-0	0	0	0	1	0	0	0	0	1	0	13
11	Joseph Girard III		1-6	1-4	0-0	0	0	0	1	3	2	2	0	0	0	22
14	Jesse Edwards		1-1	0-0	0-0	0	1	1	0	2	0	0	1	0	0	5
	Team					3	1	4				1				
	Totals		13-55	5-29	3-7	8	20	28	12	34	7	9	3	5	0	200

FG % 1st Half: 7-27 25.9% 2nd half: 6-28 21.4% Game: 13-55 23.6% Deadball Rebounds 1  
 3FG % 1st Half: 3-14 21.4% 2nd half: 2-15 13.3% Game: 5-29 17.2%  
 FT % 1st Half: 2-5 40.0% 2nd half: 1-2 50.0% Game: 3-7 42.9%

Officials: Clarence Armstrong,Doug Simons,Jamie Luckie

Technical fouls: Virginia-None. Syracuse-None.

Attendance: 22518

2019-20 Men's Basketball. Round: 0. Syracuse vs Virginia. Played at Carrier Do

Score by periods	1st	2nd	Total
Virginia	25	23	48
Syracuse	19	15	34



## Official Basketball Box Score -- Game Totals -- Final Statistics

Columbia vs Virginia  
11/16/19 12:00 pm at

## Columbia 42 • 1-3,0-0 Ivy League

#	Player	Total		3-Ptr		Rebounds			PF	TP	A TO Blk Stl					Min
		FG-FGA	FG-FGA	FT-FTA	Off Def Tot	PF	TP	A TO Blk Stl								
13	Randy Brumant	f	3-7	3-6	0-0	0	4	4	4	9	1	1	2	1	0	30
24	Ike Nweke	g	3-9	0-0	1-2	6	3	9	0	7	0	1	1	0	0	22
20	Jake Killingsworth	f	1-5	0-4	0-0	0	2	2	1	2	2	0	0	1	0	18
21	Mike Smith	g	6-14	2-4	2-2	0	3	3	1	16	2	6	0	1	0	37
33	Tai Bibbs	g	0-3	0-1	0-0	0	2	2	2	0	0	0	0	0	0	16
01	Luke Bolster		0-1	0-0	0-0	1	0	1	0	0	0	0	0	0	0	4
04	Jack Forrest		0-3	0-2	0-0	0	2	2	0	0	1	1	0	0	0	19
12	Cameron Shockley-Oke		0-3	0-1	0-0	1	4	5	2	0	0	2	0	0	0	20
32	Maka Ellis		2-9	1-3	1-2	0	2	2	0	6	1	1	0	1	0	26
50	Joseph Smoyer		1-2	0-0	0-0	2	0	2	3	2	0	1	1	0	0	8
	Team					2	2	4				1				
	Totals		16-56	6-21	4-6	12	24	36	13	42	7	14	4	4	0	200

FG % 1st Half: 7-28 25.0% 2nd half: 9-28 32.1% Game: 16-56 28.6% Deadball Rebounds 2  
 3FG % 1st Half: 2-10 20.0% 2nd half: 4-11 36.4% Game: 6-21 28.6%  
 FT % 1st Half: 1-2 50.0% 2nd half: 3-4 75.0% Game: 4-6 66.7%

## Virginia 60 • 3-0,1-0 ACC

#	Player	Total		3-Ptr		Rebounds			PF	TP	A TO Blk Stl					Min
		FG-FGA	FG-FGA	FT-FTA	Off Def Tot	PF	TP	A TO Blk Stl								
25	Mamadi Diakite	f	4-10	1-3	4-6	3	5	8	1	13	0	2	0	1	0	20
00	Kihei Clark	g	4-9	2-3	0-0	0	3	3	1	10	5	1	1	0	0	30
02	Braxton Key	g	4-7	0-1	1-3	4	5	9	0	9	0	0	0	1	0	21
23	Kody Statmann	g	1-6	0-2	1-1	0	2	2	1	3	1	1	3	0	0	29
53	Tomas Woldetensae	g	2-7	1-2	0-0	0	6	6	3	5	0	0	0	1	0	33
04	Justin McKoy		0-2	0-0	0-0	0	0	0	0	0	0	1	0	0	0	12
05	Jayden Nixon		0-0	0-0	0-0	0	0	0	0	0	0	0	0	0	0	1
12	Chase Coleman		1-1	0-0	0-0	0	0	0	0	2	1	0	0	1	0	4
13	Casey Morsell		1-6	0-3	0-2	0	3	3	1	2	1	1	0	1	0	24
22	Francisco Caffaro		1-1	0-0	1-2	0	0	0	2	3	0	2	0	1	0	7
30	Jay Huff		6-10	1-1	0-0	4	2	6	0	13	2	1	5	2	0	19
	Team					3	2	5								
	Totals		24-59	5-15	7-14	14	28	42	9	60	10	9	9	8	0	200

FG % 1st Half: 13-28 46.4% 2nd half: 11-31 35.5% Game: 24-59 40.7% Deadball Rebounds 4  
 3FG % 1st Half: 3-8 37.5% 2nd half: 2-7 28.6% Game: 5-15 33.3%  
 FT % 1st Half: 2-5 40.0% 2nd half: 5-9 55.6% Game: 7-14 50.0%

Officials: Anthony Burris,AJ Desai,Lee Cassell

Technical fouls: Columbia-None. Virginia-None.

Attendance: 13736

2019-20 Men's Basketball. Round: 0. Columbia vs Virginia. Played at John Paul

Score by periods	1st	2nd	Total
Columbia	17	25	42
Virginia	31	29	60



## Official Basketball Box Score -- Game Totals -- Final Statistics

James Madison vs Virginia  
11/10/19 6:00 pm at

## James Madison 34 • 1-1,0-0 CAA

#	Player	Total		3-Ptr		Rebounds			PF	TP	A TO Blk Stl					Min
		FG-FGA	FG-FGA	FT-FTA	Off Def Tot	PF	TP	A TO Blk Stl								
23	Zach Jacobs	f	3-9	2-5	1-2	4	3	7	2	9	0	4	1	0	0	36
23	Michael Christmas	f	1-5	0-2	1-2	1	7	8	1	3	0	1	0	0	0	24
01	Matt Lewis	g	5-15	4-9	0-0	0	10	10	2	14	2	2	0	1	0	35
03	Deshon Parker	g	0-7	0-2	0-0	0	2	2	0	0	2	3	0	0	0	29
05	Darius Banks	g	2-8	2-7	0-2	0	3	3	4	6	1	2	0	1	0	35
04	Zyon Dobbbs		0-0	0-0	0-0	0	0	0	0	0	0	1	0	0	0	4
13	Quinn Richey		0-1	0-0	0-0	1	0	1	0	0	0	0	0	0	0	4
14	Jayvis Harvey		1-4	0-3	0-0	0	2	2	1	2	0	2	0	0	0	16
22	Julien Wooden		0-3	0-2	0-0	0	2	2	1	0	1	4	0	0	0	15
35	Devon Flowers		0-1	0-1	0-0	0	0	0	0	0	0	0	0	0	0	2
	Team					1	0	1								
	Totals		12-53	8-31	2-6	7	29	36	11	34	6	19	1	3	0	200

FG % 1st Half: 8-25 32.0% 2nd half: 4-28 14.3% Game: 12-53 22.6% Deadball Rebounds 3  
 3FG % 1st Half: 5-15 33.3% 2nd half: 3-16 18.8% Game: 8-31 25.8%  
 FT % 1st Half: 2-6 33.3% 2nd half: 0-0 0.0% Game: 2-6 33.3%

## Virginia 65 • 2-0,1-0 ACC

#	Player		Total		3-Ptr	Rebounds					PF	TP	A TO Blk Stl				Min
			FG-FGA	FG-FGA	FT-FTA	Off	Def	Tot	A	O			Blk	Stl			
25	Mamadi Diakite	f	8-16	1-3	2-4	3	10	13	1	19	0	0	2	1	0	29	
00	Kihei Clark	g	2-7	1-5	0-0	1	2	3	0	5	6	3	0	2	0	28	
02	Braxton Key	g	5-8	2-3	2-2	3	7	10	0	14	2	1	0	1	0	29	
13	Casey Morsell	g	0-9	0-5	0-0	0	3	3	3	0	1	2	1	0	0	26	
23	Kody Stattmann	g	2-9	0-6	4-4	1	1	2	2	8	0	2	1	2	1	31	
01	Matt Palumbo		0-1	0-1	0-0	0	0	0	0	0	0	0	0	0	0	2	
04	Justin McKoy		2-4	0-0	0-0	0	2	2	2	4	0	1	0	0	0	12	
05	Jayden Nixon		1-2	0-1	0-0	1	0	1	1	2	0	0	0	0	0	4	
11	Grant Kersey		1-1	0-0	0-0	1	0	1	0	2	0	0	0	0	0	2	
12	Chase Coleman		0-3	0-1	0-0	0	0	0	0	0	0	0	0	0	0	7	
24	Austin Katstra		0-2	0-0	0-0	0	5	5	0	0	0	0	0	0	0	3	
30	Jay Huff		5-6	0-0	1-4	3	4	7	1	11	2	1	2	2	0	27	
	Team					2	1	3									
Totals			26-68	4-25	9-14	15	35	50	10	65	11	10	6	8	0	200	



Official Basketball Box Score -- Game Totals -- Final Statistics

**Massachusetts vs Virginia**  
**11/23/19 12:00 pm at**

**Massachusetts 46 • 5-1,0-0 Atlantic**

##	Player		Total		3-Ptr		Rebounds			PF	TP	A TO Blk Stl				Min
			FG-FGA	FG-FGA	FT-FTA	Off	Def	Tot	A			TO	Blk	Stl		
05	Samba Diallo	f	1-3	0-0	4-4	3	5	8	1	6	0	1	0	0	31	
33	Tre Mitchell	c	5-12	0-4	0-1	0	2	2	1	10	0	4	0	3	36	
04	Keon Clergeot	g	0-6	0-4	2-2	0	4	4	4	2	3	2	0	0	32	
10	Sean East	g	1-3	0-0	0-0	0	3	3	1	2	1	1	0	0	26	
12	Carl Pierre	g	5-14	2-10	2-2	0	1	1	4	14	0	0	0	2	36	
01	Sy Chatman		0-2	0-1	0-0	1	2	3	1	0	0	3	0	0	12	
02	Preston Santos		0-0	0-0	0-0	0	1	1	0	0	0	0	0	0	1	
11	Djery Baptiste		0-1	0-0	0-0	0	0	0	1	0	0	0	0	0	4	
13	Kolton Mitchell		0-0	0-0	0-0	0	0	0	0	0	0	0	0	0	2	
23	T.J. Weeks		3-9	3-7	3-4	0	3	3	1	12	0	0	0	0	20	
Team						0	1	1								
Totals			15-50	5-26	11-13	4	22	26	14	46	4	11	0	5	200	

FG % 1st Half: 10-28 35.7% 2nd half: 5-22 22.7% Game: 15-50 30.0% Deadball Rebounds 2  
 3FG % 1st Half: 2-10 20.0% 2nd half: 3-16 18.8% Game: 5-26 19.2%  
 FT % 1st Half: 2-3 66.7% 2nd half: 9-10 90.0% Game: 11-13 84.6%

**Virginia 58 • 5-0,1-0 ACC**

##	Player		Total		3-Ptr	Rebounds			PF	TP	A TO Blk Stl				Min
			FG-FGA	FG-FGA	FT-FTA	Off	Def	Tot			A	TO	Blk	Stl	
25	Mamadi Diakite	f	2-5	0-1	0-1	2	6	8	2	4	0	1	0	1	21
00	Kihei Clark	g	3-10	0-2	8-8	0	5	5	4	14	6	3	0	0	35
02	Braxton Key	g	7-11	0-2	2-3	2	5	7	2	16	0	1	0	3	38
13	Casey Morsell	g	2-9	1-4	0-0	2	4	6	0	5	3	2	0	1	38
53	Tomas Woldetensae	g	3-7	1-3	2-2	0	3	3	2	9	0	1	0	1	32
04	Justin McKoy		0-2	0-0	0-0	0	0	0	0	0	0	0	0	0	3
12	Chase Coleman		0-0	0-0	0-0	0	2	2	1	0	0	1	0	1	5
22	Francisco Caffaro		0-0	0-0	0-0	0	0	0	1	0	0	0	0	0	2
30	Jay Huff		5-8	0-2	0-0	3	5	8	2	10	0	1	1	0	26
Team						0	1	1				1			
Totals			22-52	2-14	12-14	9	31	40	14	58	9	11	1	7	200

FG % 1st Half: 13-28 46.4% 2nd half: 9-24 37.5% Game: 22-52 42.3% Deadball Rebounds 1  
 3FG % 1st Half: 2-9 22.2% 2nd half: 0-5 0.0% Game: 2-14 14.3%  
 FT % 1st Half: 1-1 100.0 2nd half: 11-13 84.6% Game: 12-14 85.7%

Officials: Rob Riley, Ron Tyburski, Bo Boroski  
 Technical fouls: Massachusetts-TEAM. Virginia-None.  
 Attendance: 2019-20 Men's Basketball. Round: 0. Massachusetts vs Virginia. Played at Moheg

Score by periods	1st	2nd	Total
Massachusetts	24	22	46
Virginia	29	29	58



Official Basketball Box Score -- Game Totals -- Final Statistics

**Maine vs Virginia**  
**11/27/19 4:00 pm at**

**Maine 26 • 2-4,0-0 America**

#	Player		Total		3-Ptr		Rebounds			PF	TP	A TO Blk Stl				Min
			FG-FGA	FG-FGA	FT-FTA	FT-FTA	Off	Def	Tot			A	TO	Blk	Stl	
00	Andrew Fleming	f	3-13	1-5	0-0	2	4	6	4	7	1	2	0	2	35	
03	Vilgot Larsson	f	2-5	2-4	3-3	0	1	1	2	9	0	4	0	0	28	
05	Nedeljko Prijovic	f	1-9	1-8	0-0	1	3	4	0	3	2	2	0	2	34	
13	Miks Antoms	f	0-4	0-1	2-2	4	1	5	4	2	4	3	1	0	36	
25	Sergio El Darwich	g	2-5	1-3	0-0	0	4	4	0	5	0	3	0	0	19	
01	Mykhailo Yagodin		0-2	0-2	0-0	0	2	2	1	0	0	1	1	0	15	
02	Ja Shonte Wright-Mcl		0-0	0-0	0-0	0	0	0	0	0	0	0	0	1	2	
10	Stephane Ingo		0-1	0-0	0-0	1	0	1	1	0	0	0	0	0	4	
11	Agah Kizilkaya		0-1	0-1	0-0	0	0	0	0	0	0	1	0	0	14	
15	Taylor Schildroth		0-1	0-1	0-0	0	0	0	0	0	0	1	0	0	3	
21	Precious Okoh		0-1	0-0	0-0	0	0	0	1	0	0	1	0	0	5	
44	Peter Stumer		0-1	0-1	0-0	0	1	1	0	0	0	0	0	0	5	
Team						3	5	8				3				
Totals			8-43	5-26	5-5	11	21	32	13	26	7	21	2	5	200	

FG % 1st Half: 4-21 19.0% 2nd half: 4-22 18.2% Game: 8-43 18.6% Deadball Rebounds 2  
 3FG % 1st Half: 3-16 18.8% 2nd half: 2-10 20.0% Game: 5-26 19.2%  
 FT % 1st Half: 3-3 100.0 2nd half: 2-2 100.0 Game: 5-5 100.0

**Virginia 46 • 7-0,1-0 ACC**

#	Player		Total		3-Ptr		Rebounds			PF	TP	A	TO	Blk	Stl	Min
			FG-FGA	FG-FGA	FT-FTA	Off	Def	Tot								
25	Mamadi Diakite	f	6-13	1-2	2-2	0	7	7	1	15	0	3	1	2	33	
30	Jay Huff	f	5-8	1-4	2-3	2	3	5	1	13	0	1	1	0	24	
00	Kihei Clark	g	3-7	3-4	0-0	0	3	3	1	9	5	1	0	3	33	
13	Casey Morsell	g	1-8	0-4	2-2	0	2	2	2	4	0	2	0	1	35	
53	Tomas Woldetensae	g	1-5	1-4	0-0	0	3	3	0	3	2	1	0	2	31	
04	Justin McKoy		0-1	0-0	0-0	0	3	3	2	0	0	0	0	0	15	
05	Jayden Nixon		0-0	0-0	0-0	0	1	1	0	0	0	1	0	0	10	
12	Chase Coleman		1-2	0-0	0-0	0	0	0	2	2	0	0	0	0	11	
22	Francisco Caffaro		0-0	0-0	0-0	0	0	0	1	0	0	2	1	1	8	
Team						3	0	3				2				
Totals			17-44	6-18	6-7	5	22	27	10	46	7	13	3	9	200	
FG % 1st Half: 9-23 39.1% 2nd half: 8-21 38.1% Game: 17-44 38.6% Deadball																
3FG % 1st Half: 2-11 18.2% 2nd half: 4-7 57.1% Game: 6-18 33.3% Rebounds																
FT % 1st Half: 4-4 100.0 2nd half: 2-3 66.7% Game: 6-7 85.7% 2																

FG % 1st Half: 9-23 39.1% 2nd half: 8-21 38.1% Game: 17-44 38.6% Deadball Rebounds 2  
 3FG % 1st Half: 2-11 18.2% 2nd half: 4-7 57.1% Game: 6-18 33.3%  
 FT % 1st Half: 4-4 100.0 2nd half: 2-3 66.7% Game: 6-7 85.7%

Officials: Jemel Spearman, Doug Simmons, Jerry Heater  
 Technical fouls: Maine-None. Virginia-None.  
 Attendance: 14109  
 2019-20 Men's Basketball. Round: 0. Maine vs Virginia. Played at John Paul Jon

Score by periods	1st	2nd	Total
Maine	14	12	26
Virginia	24	22	46



Official Basketball Box Score -- Game Totals -- Final Statistics

**Arizona St. vs Virginia**

11/24/19 1:00 pm at Uncasville, Conn. (Mohegan Sun Arena)


**Arizona St. 45 • 3-2,0-0 Pac-12**

#	Player		Total		3-Ptr	Rebounds										Min
			FG-FGA	FG-FGA	FT-FTA	Off	Def	Tot	PF	TP	A	TO	Blk	Stl		
04	Kimani Lawrence	f	0-1	0-1	0-0	1	2	3	1	0	0	1	0	1	20	
23	Romello White	f	3-4	0-0	4-6	1	2	3	1	10	0	3	1	0	35	
01	Remy Martin	g	8-16	3-7	2-4	0	1	1	3	21	3	4	0	2	38	
02	Rob Edwards	g	4-9	2-5	0-0	0	6	6	2	10	0	2	0	1	33	
05	Elias Valtonen	g	0-2	0-0	0-0	0	3	3	2	0	0	2	0	0	25	
10	Jaelen House		0-2	0-1	0-0	0	4	4	2	0	3	0	0	1	25	
20	Khalid Thomas		0-0	0-0	0-0	0	0	0	0	0	1	0	0	2	2	
24	Jalen Graham		1-1	0-0	0-0	0	0	0	0	2	0	0	0	0	5	
35	Taeshon Cherry		1-7	0-5	0-0	1	0	1	2	2	0	1	1	1	17	
Team						1	4	5				2				
Totals				17-42	5-19	6-10	4	22	26	13	45	7	15	2	8	200

FG % 1st Half: 7-22 31.8% 2nd half: 10-20 50.0% Game: 17-42 40.5% Deadball Rebounds 3  
 3FG % 1st Half: 3-9 33.3% 2nd half: 2-10 20.0% Game: 5-19 26.3%  
 FT % 1st Half: 4-5 80.0% 2nd half: 2-5 40.0% Game: 6-10 60.0%

**Virginia 48 • 6-0,1-0 ACC**

#	Player		Total		3-Ptr	Rebounds										Min
			FG-FGA	FG-FGA	FT-FTA	Off	Def	Total	PF	TP	A	TO	Blk	Stl		
25	Mamadi Diakite	f	5-13	2-4	3-3	2	1	3	2	15	1	1	2	1	36	
00	Kihei Clark	g	2-10	0-2	0-0	1	4	5	2	4	2	3	0	0	38	
02	Braxton Key	g	1-7	0-1	0-0	1	7	8	2	2	2	3	1	1	38	
13	Casey Morsell	g	7-12	1-5	4-4	1	1	2	3	19	1	2	0	2	38	
53	Tomas Woldetensae	g	0-2	0-1	0-0	0	0	0	1	0	0	2	0	0	16	
04	Justin McKoy		0-0	0-0	0-0	0	1	1	0	0	0	0	0	0	4	
12	Chase Coleman		1-3	1-2	0-0	0	1	1	1	3	0	0	0	0	5	
30	Jay Huff		2-2	1-1	0-0	2	5	7	2	5	0	2	2	0	25	
Team						2	2	4								
Totals			18-49	5-16	7-7	9	22	31	13	48	6	13	5	4	200	



Official Basketball Box Score -- Game Totals -- Final Statistics


**North Carolina vs Virginia**  
**12/08/19 1:00 pm at**
**North Carolina 47 • 6-3,1-1 ACC**

		Total	3-Ptr	Rebounds											
#	Player	FG-FGA	FG-FGA	FT-FTA	Off	Def	Tot	PF	TP	A	TO	Blk	Stl	Min	
05	Armando Bacot	f	5-8	0-0	1-6	0	2	2	3	11	0	0	2	1	25
15	Garrison Brooks	f	2-5	0-0	2-2	3	5	8	3	6	2	0	0	0	33
01	Leaky Black	g	2-4	0-1	2-2	1	3	4	1	6	2	2	1	2	22
02	Cole Anthony	g	4-15	1-6	3-6	0	4	4	3	12	0	6	0	2	35
04	Brandon Robinson	g	1-4	0-3	0-0	0	3	3	1	2	1	2	0	0	26
00	Anthony Harris		2-2	0-0	0-0	0	0	0	0	4	0	0	0	0	6
03	Andrew Platek		1-3	0-1	0-0	2	0	2	0	2	0	0	0	0	11
13	Jeremiah Francis		0-0	0-0	1-2	0	1	1	2	1	0	1	0	0	3
22	Walker Miller		0-0	0-0	0-0	0	0	0	0	0	0	0	0	0	1
25	Caleb Ellis		0-1	0-1	0-0	0	0	0	0	0	0	0	0	0	1
30	K.J. Smith		0-0	0-0	0-0	0	0	0	0	0	0	0	0	0	2
32	Justin Pierce		0-4	0-2	0-0	0	3	3	0	0	1	1	0	1	17
35	Ryan McAdoo		0-0	0-0	1-2	1	0	1	0	1	0	0	0	0	1
42	Brandon Huffman		0-0	0-0	2-2	0	0	0	1	2	0	0	0	0	2
55	Christian Keeling		0-0	0-0	0-0	0	3	3	0	0	0	0	0	0	15
Team					1	0	1								
Totals			17-46	1-14	12-22	8	24	32	14	47	6	12	3	6	200

FG % 1st Half: 7-23 30.4% 2nd half: 10-23 43.5% Game: 17-46 37.0% Deadball  
 3FG % 1st Half: 0-8 0.0% 2nd half: 1-6 16.7% Game: 1-14 7.1% Rebounds  
 FT % 1st Half: 4-9 44.4% 2nd half: 8-13 61.5% Game: 12-22 54.5% 5,2

**Virginia 56 • 8-1,2-0 ACC**

		Total		3-Ptr	Rebounds				PF	TP	A	TO	Blk	Stl	Min
##	Player	FG-FGA	FG-FGA	FT-FTA	Off	Def	Tot								
25	Mamadi Diakite	f	3-7	1-1	5-5	2	1	3	5	12	1	6	1	1	28
30	Jay Huff	f	0-4	0-1	0-0	2	3	5	2	0	0	0	0	0	14
00	Kihei Clark	g	1-8	0-2	5-7	0	3	3	0	7	6	3	0	3	38
13	Casey Morsell	g	2-9	1-5	0-0	0	2	2	2	5	1	1	0	1	24
23	Kody Stattnann	g	3-9	1-4	0-0	0	2	2	2	7	0	0	1	0	27
04	Justin McKoy		0-0	0-0	4-6	3	2	5	3	4	0	0	0	1	17
12	Chase Coleman		0-0	0-0	0-0	0	0	0	0	0	0	1	0	0	1
22	Francisco Caffaro		4-5	0-0	2-5	2	5	7	1	10	0	0	1	0	21
53	Tomas Woldetensae		3-7	3-4	2-2	0	3	3	3	11	1	1	0	2	30
Team						2	5	7				1			
Totals			16-49	6-17	18-25	11	26	37	18	56	9	13	3	8	200

FG % 1st Half: 8-25 32.0% 2nd half: 8-24 33.3% Game: 16-49 32.7% Deadball  
 3FG % 1st Half: 4-9 44.4% 2nd half: 2-8 25.0% Game: 6-17 35.3% Rebounds  
 FT % 1st Half: 4-6 66.7% 2nd half: 14-19 73.7% Game: 18-25 72.0% 3

Officials: Bill Covington Jr, Jamie Luckie, Ron Groover

Technical fouls: North Carolina-None. Virginia-None.

Attendance: 14629

2019-20 Men's Basketball. Round: 0. North Carolina vs Virginia. Played at John

Score by periods				Points	In Paint	Off T/O	2nd Chance	Fast Break	Bench
1st	2nd	Total							
North Carolina	18	29	47	NC	24	11	10	2	10
Virginia	24	32	56	VA	16	14	9	2	25

Last FG - NC 2nd-00:57, VA 2nd-04:40.

Largest lead - NC by 2 1st-17:33, VA by 17 2nd-03:13.

NC led for 02:55, VA led for 32:42. Game was tied for 04:23.

Score tied - 2 times.

Lead changed - 1 time.



# THE LAST TIME

## VIRGINIA INDIVIDUALS

- **Scored 30 points:** Kyle Guy vs. Marshall (12/31/18)
- **Scored 40 points:** Sean Singletary (41) at Miami (3/1/08)
- **Two players with 20 points:** De'Andre Hunter (27) and Kyle Guy vs. Texas Tech (4/8/19)
- **Three players with 20 points:** Chris Williams (27), Roger Mason, Jr. (22) and Donald Hand (20) vs. Duke (1/5/00)
- **Four players with 20 points:** Chris Williams (23), Donald Hand (22), Adam Hall (21) and Travis Watson (20) vs. Georgetown (3/15/00)
- **A player with back-to-back 25-point games:** Joe Harris, 26 vs. Virginia Tech (2/12/13), 27 at North Carolina (2/16/13)
- **One player scored in double figures:** Ty Jerome (18) vs. Georgia Tech (2/21/18)
- **No players scored in double figures:** vs. Florida (3/18/17)
- **Five players scored in double figures:** De'Andre Hunter (19), Kyle Guy (15), Ty Jerome (13), Kihei Clark (12), Mamadi Diakite (10) at Notre Dame (1/26/19)
- **Six players scored in double figures:** Sean Singletary (27), Adrian Joseph (13), Jamil Tucker (13), Mamadi Diane (12), Calvin Baker (11), Laurynas Mikalauskas (11), vs. Maryland (3/9/08)
- **Seven players scored in double figures:** Cornel Parker (20), Junior Burrough (15), Ted Jeffries (14), Cory Alexander (13), Jason Williford (12), Yuri Barnes (11) and Doug Smith (11) vs. Clemson (1/13/93)
- **Had 15 rebounds:** Mike Tobey (16) vs. Tenn. State (11/25/14)
- **Had 20 rebounds:** Mike Tobey (20) vs. Louisville (3/5/16)
- **Had 25 rebounds:** Bob Mortell (25) vs. Washington & Lee (2/27/60)
- **Two players with 10 rebounds:** Mamadi Diakite (13) and Braxton Key (10) vs. JMU (11/10/19)
- **Three players with 10 rebounds:** Jay Huff (12), Kihei Clark (11) and Braxton Key (10) at Syracuse (11/6/19)
- **Double-Double:** Mamadi Diakite (19 pts, 13 rebs) and Braxton Key (14 pts, 10 rebs) vs. JMU (11/10/19)
- **Two players had a double-double:** Mmadi Diakite (19 pts, 13 rebs) and Braxton Key (14 pts, 10 rebs) vs. JMU (11/10/19)
- **Three players had a double-double:** Jason Williford (10 pts, 15 rebs), Ted Jeffries (23 pts, 10 rebs), and Cornel Parker (11 pts, 11 rebs) at William & Mary (1/25/93)
- **Double-Double with points and assists:** Ty Jerome (15 points, 11 assists) at North Carolina (2/11/19)
- **Triple-Double:** Ralph Sampson (15 pts, 22 rebs, 10 blks) vs. Old Dominion (12/29/79)
- **Four Double-Doubles in a row:** Mike Scott [5] (27 pts, 15 rebs) vs. Oklahoma (11/23/10), (16 pts, 10 rebs) vs. Wichita State (11/24/10), (17 pts, 12 rebs) at Minnesota (11/29/10), (21 pts, 13 rebs) at Virginia Tech (12/5/10), (10 pts, 13 rebs) vs. Radford (12/7/10)
- **20 points and 20 rebounds:** Travis Watson (21 points, 20 rebounds) vs. Wofford (1/2/03)
- **20 points and 10 rebounds:** Kyle Guy (25 points, 10 rebounds) vs. Purdue (3/30/19)
- **10 assists:** Ty Jerome (10) vs. NC State (3/14/19)
- **5 blocked Shots:** Jay Huff (5) vs. Columbia (11/16/19)
- **5 steals:** Ty Jerome (5) vs. Morgan State (12/3/18)
- **Led UVA in points, rebounds and assists:** Ty Jerome (21 points, 9 rebounds, 6 assists) vs. Auburn (4/6/19)
- **Hit a last second shot to win a game:** De'Andre Hunter at Louisville (3/1/18) [3-pointer at the buzzer]
- **Played every minute:** Kihei Clark (40) at Syracuse (11/6/19)
- **Played more than 40 minutes:** Kyle Guy (45), De'Andre Hunter (45) and Ty Jerome (42) vs. Texas Tech (4/8/19)

## VIRGINIA TEAM

- **Won in Overtime:** vs. Texas Tech (4/8/19)
- **Lost in Overtime:** vs. Virginia Tech, 61-60 (2/10/18)
- **Played Two Overtimes:** at Virginia Tech, 80-78 2 OT (2/12/17)
- **Played Three Overtimes:** vs. Georgetown, L 115-111 (3/15/00)
- **Shot 70 percent for a half:** 70.4% (19-27) vs. Austin Peay - 1st Half (11/13/17)
- **Shot 60 percent in a game:** 60% (33-55) at Boston College (1/9/19)
- **Shot less than 30 percent in a game:** 29.5% (13-44) vs. VCU (12/9/18)
- **Shot 100 percent from the free throw line:** 100% (10-10) at Louisville (2/23/19)
- **Shot 90 percent from the free throw line:** 100% (6-6) vs. Virginia Tech (1/15/19)
- **Shot 70 percent from 3-point line:** 72% (18-25) at Syracuse (3/4/19)
- **Shot less than 30 percent in a half:** 28% (7-25) in 2nd Half vs. Arizona State (11/24/19)
- **Shot less than 20 percent in a half:** 18.2% (4-22) in 1st Half vs. California (12/22/15)
- **Shot 55 percent or better and lost:** 58.5% (31-53) at North Carolina (2/16/13)
- **Shot 50 percent or better and lost:** 52.8% (28-53) at Duke (1/19/19)
- **Attempted 50 FTs:** 52 (made 34) vs. Howard (12/12/94)
- **Attempted 35 3-pointers:** 38 (11-38) vs. Va. Tech (2/10/18)
- **Did Not Attempt a FT:** 0 vs. Wisconsin (11/27/17)
- **Made 30 FTs:** 31 (31 of 36) vs. Tennessee (3/18/07)
- **Made 15 3-pt FGs:** 18 at Syracuse (3/4/19)
- **Failed to make a 3-pt FG:** vs. St. Francis Brooklyn (11/15/16)
- **Had 50 rebounds:** 50 vs. JMU (11/10/19)
- **Had 25 assists:** 26 vs. Iowa State (3/25/16)
- **Had 15 steals:** 16 vs. NC State (2/24/08)
- **Had 10 blocks:** 11 vs. Norfolk State (11/16/14)
- **Scored 50 pts in a half:** 50 vs. Marshall, 2nd half (12/31/18)
- **Scored 60 pts in a half:** 60 vs. Gonzaga, 1st half (1/3/07)
- **Scored 70 pts in a half:** 70 vs. Coastal Carolina, 2nd half (11/20/00)
- **Scored 100 pts (ACC):** 103 vs. Maryland (1/16/07)
- **Scored 100 pts (non-conf):** 100 vs. Marshall (12/31/18)
- **Scored under 20 pts in 1st half:** 17 at Purdue (12/4/19)
- **Scored under 20 pts in 2nd half:** 19 at No. Carolina (2/18/17)
- **Scored under 50 pts in a game:** 48 vs. Arizona St. (11/24/19)
- **Defeated top-5 opponent:** 65-63 at #4 Duke (1/27/18)
- **Defeated top-5 opponent on the road:** 65-63 at #4 Duke (1/27/18)
- **Defeated top-ranked opponent:** 86-73 vs. #1 North Carolina (1/30/86)
- **Won when trailing by 16 points:** Trained 32-16 during 63-61 vs. Ohio State (11/30/16)
- **Won when trailing by 17 points:** Trained 31-14 during 61-58 overtime win vs. Maryland (3/10/13)

## 2019-20 UVA MISCELLANEOUS STATISTICS

Largest halftime lead: 14 vs. Columbia (11/10/19)  
 Largest halftime deficit: 15 at Purdue (12/4/19)  
 Largest halftime deficit overcome in a win: N/A  
 Largest halftime lead surrendered in a loss: N/A  
 Largest deficit overcome in a win: 9 vs. Arizona State (11/24/19)  
 Largest lead surrendered in a loss: 3 at Purdue (12/4/19)  
 Largest deficit at any time: 31 at Purdue (12/4/19)  
 Largest lead at any time: 31 vs. JMU (11/10/19)  
 Most consecutive points scored: 14 vs. Vermont (11/19/19)  
 Most consecutive points allowed: 19, vs. Arizona State (11/24/19)  
 Longest scoring drought: 9:43 vs. Arizona State (11/6/19)  
 Longest opponent scoring drought: 9:04 at Syracuse (11/6/19) & 8:43 vs. Vermont (11/19/19)

## OPPONENT INDIVIDUALS

- **Scored 30 points:** Anthony Lamb (30), Vermont (11/19/19)
- **Scored 35 points:** Carsen Edwards (42), Purdue (3/30/19)
- **Scored 40 points:** Carsen Edwards (42), Purdue (3/30/19)
- **Scored 50 points:** Len Chappell (50), Wake (2/12/62)
- **Two players with 20 points:** Andrew White (23) and Tyus Battle (23) at Syracuse (2/4/17)
- **Two players with 25 points:** RJ Barrett (30) and Zion Williamson (27) at Duke (1/19/19)
- **Three players with 20 points:** Jordan McRae (21), Jarnell Stokes (20), Josh Richardson (20), at Tennessee (12/30/13)
- **Two players with 30 points:** Trevor Powell (31) and Tony Smith (31), at Marquette (2/3/90)
- **No players scored in double figures:** Maine (11/27/19)
- **Five players scored in double figures:** Brandone Francis (17), Davide Moretti (15), Jarrett Culver (15), Tyler Edwards (12) and Matt Mooney (10) vs. Texas Tech (4/8/19)
- **Six players scored in double figures:** C.J. Harris (15), Ari Stewart (12), Travis McKie (12), J.T. Terrell (11), Ty Walker (11), Gary Clark (10), at Wake Forest (1/29/11)
- **Seven players scored in double figures:** Stanley Burrell (15), Drew Lavender (13), C.J. Anderson (12), B.J. Raymond (12), Josh Duncan (11), Charles Bronson (11), and Jason Love (10), at Xavier (1/3/08)
- **Double-Double:** Matt Lewis (14 points, 10 rebounds), JMU (11/10/19)
- **Double-Double with points and assists:** Keifer Sykes (21 pts, 10 assts) at Green Bay (12/7/13)
- **Two players had a double-double:** Marvin Bagley III (30 pts, 14 rebs) & Wendell Carter Jr. (14 pts, 15 rebs), Duke (1/27/18)
- **Had 15 rebounds:** John Mooney (15), Notre Dame (2/16/19)
- **Had 20 rebounds:** Tim Duncan (23), Wake Forest (2/22/97)
- **Had 10 assists:** Keifer Sykes (10), at Green Bay (12/7/13)
- **5 Blocked Shots:** Ben Lammers (6), at Georgia Tech (1/18/18)
- **5 Steals:** Briante Weber (5), VCU (12/6/14)
- **Hit a last second shot to win a game:** Donte DiVincenzo, Villanova (12/31/16), tip-in at the end of regulation

## OPPONENT TEAM

- **Shot less than 30 percent in a game:** 18.6% (8-43), Maine (11/27/19)
- **Shot less than 30 percent in a game (ACC):** 23.6% (13-55), at Syracuse (11/6/19)
- **Shot 60 percent in a game:** 63.8% (37-58), at Xavier (1/3/08)
- **Shot 55 percent or better and lost:** 55.3% (26-47), Cleveland State (11/25/09)
- **Scored 100 pts:** 106, Washington (11/22/10)
- **Scored 90 pts in an ACC game:** 93, North Carolina (2/16/13)
- **Scored 60 pts in a half:** 60, at Miami, 2nd half (3/1/08)
- **Scored 50 pts in a half:** 53, vs. UMBC, 2nd half (3/16/18)
- **Scored under 10 pts in 1st half:** 7, at Pitt (2/24/18)
- **Scored under 20 pts in 1st half:** 18, vs. UNC (12/8/19)
- **Scored under 20 pts in 2nd half:** 12, vs. Maine (11/27/19)
- **Scored under 40 pts in a game:** 26, vs. Maine (11/27/19)
- **Had 25 assists:** 27, at Xavier (1/3/08)
- **Had 15 steals:** 15, VMI (11/16/08)
- **Had 10 blocks:** 10 at Maryland (3/5/11)
- **Failed to make a 3-pt FG:** Georgia Tech (1/22/15)



# JOHN PAUL JONES ARENA RECORDS

## VIRGINIA PLAYERS

Points:	40, J.R. Reynolds vs. Wake Forest, 1/21/07
Most 1st Half Points:	23, Sean Singletary vs. Virginia Tech, 1/16/08
Most 2nd Half Points:	26, Sylven Landesberg vs. Boston College, 2/4/09
Rebounds:	20, Mike Tobey vs. Louisville, 3/5/16
Field Goals:	13, Sylven Landesberg vs. Boston College, 2/4/09
Field Goal Attempts:	23, Sylven Landesberg vs. Boston College, 2/4/09
Field Goal Pct.:	1.000 (9-9), Mike Scott vs. Wake Forest, 2/8/12
3-Point Field Goals:	8, Mustapha Farrakhan vs. Howard, 1/4/11
3-Point FG Attempts:	12, Sean Singletary vs. Gonzaga, 1/3/07
	12, Sean Singletary vs. Georgia Tech, 2/24/07
3-Point FG Pct.:	1.000 (5-5), Malcolm Brogdon vs. Boston College, 2/3/16
	1.000 (5-5), Justin Anderson vs. Tennessee State, 11/25/14
	1.000 (4-4), De'Andre Hunter vs. Coppin State, 11/16/18
	1.000 (4-4), London Perrantes vs. Miami, 2/26/14
	1.000 (4-4), Joe Harris vs. Hampton, 11/26/13
Free Throws Made:	14, Sean Singletary vs. Hampton, 12/16/06
	14, Sylven Landesberg vs. Florida State, 1/24/09
Free Throw Attempts:	16, Sean Singletary vs. Hampton, 12/16/06
FT Pct.:	1.000 (14-14), Sylven Landesberg vs. Florida State, 1/24/09
	1.000 (12-12), Malcolm Brogdon vs. Villanova, 12/19/15
Assists:	12 by Ty Jerome vs. Virginia Tech, 1/15/19
Steals:	7, Sean Singletary vs. NC State, 2/24/08
Blocks:	5, 8x, last by Jay Huff vs. Columbia, 11/16/19

## VIRGINIA TEAM

Most Points:	108 vs. Gonzaga, 1/3/07
Fewest Points:	38 vs. Wisconsin, 12/4/13
Most 1st Half:	.60 vs. Gonzaga, 1/3/07
Fewest 1st Half:	.15 vs. Iowa State, 12/30/10
Most 2nd Half:	.57 vs. Arizona, 11/12/06
Fewest 2nd Half:	.15 vs. Duke, 2/16/11
Rebounds:	54 vs. UMES, 11/26/06
Field Goals:	.43 vs. VMI, 11/16/08
Field Goal Attempts:	82 vs. UNC, 1/15/09
Field Goal Pct.:	.667 (32-48) vs. Howard, 1/4/11
3-Pt. FG:	.18 vs. Gonzaga, 1/3/07
3-Pt. FG Attempts:	38 vs. Virginia Tech, 2/10/18
3-Point FG Pct.:	.727 (8-11) vs. North Texas, 11/20/12
Free Throws:	.39 vs. Maryland, 1/16/07
FT Attempted:	.49 vs. Maryland, 1/16/07
Fewest FT Attempted:	0 vs. Wisconsin, 11/27/17
Free Throw Pct.:	1.000 (19-19) vs. Winthrop, 11/15/11
Assists:	24 vs. Howard, 11/14/07
	24 vs. VMI, 11/16/08
Steals:	16 vs. NC State, 2/24/08
Blocks:	12 vs. Longwood, 2/13/07
Most Turnovers:	21 vs. Longwood, 12/7/07
	21 vs. Hampton, 12/19/07
Fewest Turnovers:	2 vs. Louisville, 2/7/15

## MISCELLANEOUS

Biggest Comeback:	19 points vs. Arizona, 11/12/06
Biggest Lead Given up in a Loss:	14 points vs. Bradley, 3/26/08
Largest Lead:	59 vs. Coppin State, 11/16/18
	57 points vs. Grambling State, 11/22/16
Biggest Deficit:	38 points vs. Clemson, 2/7/08
Largest Margin of Victory:	57 vs. Coppin State, 11/16/18
	56 points vs. Grambling State, 11/22/16
Largest Margin of Defeat:	31 points vs. Clemson, 2/7/08
Overtime Games (Record):	9 (4-5); Last: 54-48 loss vs. Miami, 2/20/17

## OPPONENT PLAYERS

Points:	32, 3x last by DeWayne Jackson, Morgan State, 12/19/12
Most 1st Half Points:	19, DeWayne Jackson, Morgan State, 12/19/12
Most 2nd Half Points:	28, Talar Battle, Penn State, 11/30/09
Rebounds:	16, 2x last by Jamelle Hagins, Delaware, 11/13/12
Field Goals:	13, Elijah Millsap, UAB, 12/30/09
Field Goal Attempts:	24, Malcolm Delaney, Virginia Tech, 1/28/10
Field Goal Pct.:	.875 (7-8), Ahmed Grant, UNC Wilmington, (1/18/10)
3-Point Field Goals:	8, K.C. Rivers, Clemson, 2/7/08
3-Pt. FG Attempts:	15, Malcolm Delaney, Virginia Tech, 2/19/11
3-Pt. FG Pct.:	1.000 (5-5), Tony Dukes, USC Upstate, 11/15/10
Free Throws Made:	15, Tyler Hansbrough, North Carolina, 1/15/09
FT Attempted:	17, Tyler Hansbrough, North Carolina, 1/15/09
FT Pct.:	1.000 (8-8), Tyrese Rice, Boston College, 2/4/09
	1.000 (8-8), Sean Mosley, Maryland, 3/6/10
	1.000 (7-7), Roy Devyn Marble, Iowa, 3/27/13
Assists:	11, Cliff Hammonds, Clemson, 2/7/08
Steals:	.5, Jon Scheyer, Duke, 2/28/10
Blocks:	6, Eric Hall, Radford, 11/21/08

## OPPONENT TEAM

Most Points:	97, VMI, 11/16/08
Fewest Points:	26, Maine, 11/27/19
Most 1st Half:	.50, North Carolina, 1/15/09
Fewest 1st Half:	.8, Harvard, 12/21/14
Most 2nd Half:	.61, Gonzaga, 1/3/07
Fewest 2nd Half:	.11, JMU, 11/10/19
Rebounds:	48, North Carolina, 2/25/12
Field Goals:	.37, VMI, 11/16/08
Field Goal Attempts:	.79, VMI, 11/16/08
Field Goal Pct.:	.566 (30-53) Liberty, 11/25/08
3-Pt. FG:	.16, Clemson, 2/7/08
3-Pt. FG Attempts:	.39, Hartford, 12/30/07
3-Point FG Pct.:	.619 (13-21) Duke, 2/9/19
Free Throws:	.26, Boston College, 2/4/09
FT Attempted:	.31, Boston College, 2/4/09
Free Throw Pct.:	1.000 (15-15) Iowa, 3/27/13
Assists:	.22, Clemson, 2/7/08
Steals:	.15, VMI, 11/16/08
Blocks:	.10, Radford, 11/21/08
	.10, North Carolina, 1/15/09
Most Turnovers:	.25, NC State, 2/24/08
Fewest Turnovers:	.4, Clemson, 1/31/12

## RECORD AT JOHN PAUL JONES ARENA

2006-07 to present	228 games - 186-42 (.816)
--------------------	---------------------------

## LONGEST WINNING STREAKS

24 games from 2/7/15 vs. Louisville through 11/30/16 vs. Ohio State
21 games from 12/21/13 vs. Northern Iowa through 1/22/15 vs. Georgia Tech

## LONGEST ACC WINNING STREAK

21 games from 1/6/13 vs. North Carolina through 1/22/15 vs. Georgia Tech
--

## LONGEST LOSING STREAK

4 games from 2/6/10 vs. Wake Forest through 3/6/10 vs. Maryland
---



# KIHEI CLARK

**Guard • 5-9 • 163**  
**Sophomore**  
**Woodland Hills, Calif. • Taft Charter**

## 2019-20 HIGHLIGHTS

- Bob Cousy Award Watch List
- Recorded first career double-double with 10 points and career-high 11 rebounds, and added seven assists in a career-high 40 minutes at Syracuse (11/6/19)
- Dished out six assists against JMU (11/10/19)
- Scored 10 points with five assists and a block against Columbia (11/16/19)
- Scored career-high 15 points with a career-high five field goals against Vermont (11/19/19)
- Went 8-for-8 from the free throw line to finish with 14 points and had six assists and five rebounds against UMass (11/23/19)
- Finished with nine points, with a career-high three 3-pointers, and added five assists and a season-high three steals vs. Maine (11/27/19)
- Scored seven points, had six assists and matched career-high with three steals in a win vs. UNC (12/8/19)

## 2019-20 GAME-BY-GAME

Opponent	GP	GS	FG	3FG	FT	O-D	Reb	A	TO	Blk	Stl	PF	Min	Pts
Syracuse	1	1	3-9	2-8	2-2	0-11	11	7	3	0	1	0	40	10
JMU	2	2	2-7	1-5	0-0	1-2	3	6	3	0	2	0	28	5
Columbia	3	3	4-9	2-3	0-0	0-3	3	5	1	1	0	1	30	10
Vermont	4	4	5-7	3-4	2-3	0-3	3	4	2	1	0	4	32	15
UMass	5	5	3-10	0-2	8-8	0-5	5	6	3	0	0	4	35	14
Arizona State	6	6	2-10	0-2	0-0	1-4	5	2	3	0	0	2	38	4
Maine	7	7	3-7	3-4	0-0	0-3	3	5	1	0	3	1	33	9
Purdue	8	8	1-6	0-2	0-0	0-5	5	4	3	1	1	1	37	2
North Carolina	9	9	1-8	0-2	5-7	0-3	3	6	3	0	3	0	38	7

## CAREER HIGHS

Points	15 vs. Vermont (11/19/19)
FGs	5 vs. Vermont (11/19/19)
3FGs	3, 4x - last vs. Maine (11/27/19)
FTs	8 vs. UMass (11/23/19)
Rebounds	11 at Syracuse (11/6/19)
Assists	7 at Syracuse (11/6/19)
Turnovers	6 vs. Miami (2/2/19)
Blocks	1, 3x - last at Purdue (12/4/19)
Steals	3, 4x - last vs. North Carolina (12/8/19)
Minutes	40 at Syracuse (11/6/19)

## SEASON HIGHS

Points	15 vs. Vermont (11/19/19)
FGs	5 vs. Vermont (11/19/19)
3FGs	3, 2x - last vs. Maine (11/27/19)
FTs	8 vs. UMass (11/23/19)
Rebounds	11 at Syracuse (11/6/19)
Assists	7 at Syracuse (11/6/19)
Turnovers	3, 3x - last at Purdue (12/4/19)
Blocks	1, 3x - last at Purdue (12/4/19)
Steals	3, 2x - last vs. North Carolina (12/8/19)
Minutes	40 at Syracuse (11/6/19)

## CAREER STATISTICS

Year	G-GS	Min-Avg.	FG-FGA	Pct.	3FG-3FGA	Pct.	FT-FTA	Pct.	Off-Def.	Reb-Avg.	PF-DQ	Ast	TO	Blk	Stl	Pts-Avg
2018-19	38-20	1018-26.8	55-157	.350	29-85	.341	33-40	.825	16-73	89-2.3	52-0	97	39	0	28	172-4.5
2019-20	9-9	311-34.6	24-73	.329	11-32	.344	17-20	.850	2-39	41-4.6	13-0	45	22	3	10	76-8.4
<b>TOTAL</b>	<b>47-29</b>	<b>1329-28.3</b>	<b>79-230</b>	<b>.343</b>	<b>40-117</b>	<b>.342</b>	<b>50-60</b>	<b>.833</b>	<b>18-112</b>	<b>130-2.8</b>	<b>65-0</b>	<b>142</b>	<b>61</b>	<b>3</b>	<b>38</b>	<b>248-5.3</b>

## CAREER ACC STATISTICS

Year	G-GS	Min-Avg.	FG-FGA	Pct.	3FG-3FGA	Pct.	FT-FTA	Pct.	Off-Def.	Reb-Avg.	PF-DQ	Ast	TO	Blk	Stl	Pts-Avg
2018-19	18-8	433-24.1	21-62	.339	13-35	.371	7-9	.778	7-30	37-2.1	19-0	38	16	0	11	62-3.4
2019-20	2-2	78-39.0	4-17	.235	2-10	.200	7-9	.778	0-14	14-7.0	0-0	13	6	0	4	17-8.5
<b>TOTAL</b>	<b>20-10</b>	<b>511-25.6</b>	<b>25-79</b>	<b>.316</b>	<b>15-45</b>	<b>.333</b>	<b>14-18</b>	<b>.778</b>	<b>7-44</b>	<b>51-2.6</b>	<b>19-0</b>	<b>51</b>	<b>22</b>	<b>0</b>	<b>15</b>	<b>79-4.0</b>



# 2 BRAXTON KEY

Guard • 6-8 • 230

Senior

Charlotte, N.C. • Oak Hill Academy [Alabama]

## 2019-20 HIGHLIGHTS

- Grabbed 10 rebounds and had seven points at Syracuse (11/6/19)
- Recorded first career double-double with 14 points and 10 rebounds against JMU (11/10/19)
- Scored nine points with team-high nine rebounds against Columbia (11/16/19)
- Scored 14 points in a career-high 38 minutes vs. Vermont (11/19/19)
- Led the team with 16 points along with seven rebounds and season-high three steals against UMass (11/23/19)
- Had a team-high eight rebounds against Arizona State (11/24/19)

## 2019-20 GAME-BY-GAME

Opponent	GP-GS	FG	3FG	FT	O-D	Reb	A	TO	Blk	Stl	PF	Min	Pts
Syracuse	1-1	3-10	0-5	1-2	1-9	10	2	2	0	2	2	33	7
JMU	2-2	5-8	2-3	2-2	3-7	10	2	1	0	1	0	29	14
Columbia	3-3	4-7	0-1	1-3	4-5	9	0	0	0	1	0	21	9
Vermont	4-4	4-7	2-5	4-5	1-5	6	4	4	1	0	3	38	14
UMass	5-5	7-11	0-2	2-3	2-5	7	0	1	0	3	2	38	16
Arizona State	6-6	1-7	0-1	0-0	1-7	8	2	3	1	1	2	38	2
Maine	DNP												
Purdue	DNP												
North Carolina	DNP												

## CAREER HIGHS

Points	26 at Georgia (1/26/17) *
FGs	8 vs. Florida (1/10/17) *
3FGs	3, 3x - last at Georgia (1/26/17) *
FTs	10 vs. Mississippi State (1/28/17) *
Rebounds	11 vs. Vanderbilt (1/7/17) *
Assists	7 vs. LSU (2/8/17) *
Turnovers	5, 7x - last vs. Richmond (3/14/17) *
Blocks	2, 13x - last vs. Louisville (3/9/19)
Steals	4, 2x - last vs. Dayton (11/22/18)
Minutes	38 vs. Vermont (11/19/19)

\* - at Alabama

## SEASON HIGHS

Points	16 vs. UMass (11/23/19)
FGs	7 vs. UMass (11/23/19)
3FGs	2, 2x - last vs. Vermont (11/19/19)
FTs	4 vs. Vermont (11/19/19)
Rebounds	10, 2x - last vs. JMU (11/10/19)
Assists	4 vs. Vermont (11/19/19)
Turnovers	4 vs. Vermont (11/19/19)
Blocks	1 vs. Vermont (11/19/19)
Steals	3 vs. UMass (11/23/19)
Minutes	38 vs. Vermont (11/19/19)


## CAREER STATISTICS

Year	G-GS	Min-Avg.	FG-FGA	Pct.	3FG-3FGA	Pct.	FT-FTA	Pct.	Off-Def.	Reb-Avg.	PF-DQ	Ast	TO	Blk	Stl	Pts-Avg
2016-17	34-30	1012-29.8	139-321	.433	32-97	.330	97-153	.634	54-139	193-5.7	86-0	86	106	21	21	407-12.0
2017-18	26-17	656-25.2	65-159	.409	16-64	.250	36-54	.667	37-101	138-5.3	51-0	48	46	11	27	182-7.0
2018-19	38-6	753-19.8	74-171	.433	18-59	.305	49-67	.731	50-150	200-5.3	66-0	38	28	21	36	215-5.7
2019-20	6-6	198-33.0	24-50	.480	4-17	.235	10-15	.667	12-38	50-8.3	9-0	10	11	2	8	62-10.3
<b>TOTAL</b>	<b>104-59</b>	<b>2619-25.2</b>	<b>302-701</b>	<b>.431</b>	<b>70-237</b>	<b>.295</b>	<b>192-289</b>	<b>.664</b>	<b>153-428</b>	<b>581-5.6</b>	<b>212-0</b>	<b>182</b>	<b>191</b>	<b>55</b>	<b>92</b>	<b>866-8.3</b>

## CAREER ACC STATISTICS

Year	G-GS	Min-Avg.	FG-FGA	Pct.	3FG-3FGA	Pct.	FT-FTA	Pct.	Off-Def.	Reb-Avg.	PF-DQ	Ast	TO	Blk	Stl	Pts-Avg
2018-19	18-1	385-21.4	38-96	.396	10-34	.294	27-36	.750	23-77	100-5.6	28-0	22	15	15	15	113-6.3
2018-19	1-1	33-33.0	3-10	.300	0-5	.000	1-2	.500	1-9	10-10.0	2-0	2	2	0	2	7-7.0
<b>TOTAL</b>	<b>19-2</b>	<b>418-22.0</b>	<b>41-106</b>	<b>.386</b>	<b>10-39</b>	<b>.256</b>	<b>28-38</b>	<b>.737</b>	<b>24-86</b>	<b>110-5.8</b>	<b>30-0</b>	<b>24</b>	<b>17</b>	<b>15</b>	<b>17</b>	<b>120-6.3</b>





# 4 JUSTIN MCKOY

**Forward • 6-8 • 221**  
**Freshman**  
**Cary, N.C. • Panther Creek**

## 2019-20 HIGHLIGHTS

- Made collegiate debut at Syracuse (11/6/19)
- Scored first collegiate basket and finished with four points vs. JMU (11/10/19)
- Went 3-for-3 from the field for career-high six points at Purdue (12/4/19)
- Played a career-high 17 minutes and finished with four points and a career-high five rebounds against North Carolina (12/8/19)

## 2019-20 GAME-BY-GAME

Opponent	GP-GS	FG	3FG	FT	O-D	Reb	A	TO	Blk	Stl	PF	Min	Pts
Syracuse	1-0	0-0	0-0	0-0	0-0	0	0	1	0	0	3	0	
JMU	2-0	2-4	0-0	0-0	0-2	2	0	1	0	0	2	12	4
Columbia	3-0	0-2	0-0	0-0	0-0	0	0	1	0	0	0	12	0
Vermont	4-0	0-0	0-0	0-0	0-1	1	0	0	1	0	0	4	0
UMass	5-0	0-2	0-0	0-0	0-0	0	0	0	0	0	0	3	0
Arizona State	6-0	0-0	0-0	0-0	0-1	1	0	0	0	0	0	4	0
Maine	7-0	0-1	0-0	0-0	0-3	3	0	0	0	0	2	15	0
Purdue	8-0	3-3	0-0	0-0	1-0	1	0	0	0	0	1	12	6
North Carolina	9-0	0-0	0-0	4-6	3-2	5	0	0	0	1	3	17	4

## CAREER/SEASON HIGHS


Points	6 at Purdue (12/4/19)
FGs	3 at Purdue (12/4/19)
3FGs	-
FTs	4 vs. North Carolina (12/8/19)
Rebounds	5 vs. North Carolina (12/8/19)
Assists	-
Turnovers	1, 2x - last vs. JMU (11/10/19)
Blocks	1 vs. Vermont (11/19/19)
Steals	1 vs. North Carolina (12/8/19)
Minutes	17 vs. North Carolina (12/8/19)

## CAREER STATISTICS

Year	G-GS	Min-Avg.	FG-FGA	Pct.	3FG-3FGA	Pct.	FT-FTA	Pct.	Off-Def.	Reb-Avg.	PF-DQ	Ast	TO	Blk	Stl	Pts-Avg
2019-20	9-0	82-9.1	5-12	.417	0-0	.000	4-6	.667	4-9	13-1.4	8-0	0	3	1	1	14-1.6
<b>TOTAL</b>	<b>9-0</b>	<b>82-9.1</b>	<b>5-12</b>	<b>.417</b>	<b>0-0</b>	<b>.000</b>	<b>4-6</b>	<b>.667</b>	<b>4-9</b>	<b>13-1.4</b>	<b>8-0</b>	<b>0</b>	<b>3</b>	<b>1</b>	<b>1</b>	<b>14-1.6</b>

## CAREER ACC STATISTICS

Year	G-GS	Min-Avg.	FG-FGA	Pct.	3FG-3FGA	Pct.	FT-FTA	Pct.	Off-Def.	Reb-Avg.	PF-DQ	Ast	TO	Blk	Stl	Pts-Avg
2019-20	2-0	20-10.0	0-0	.000	0-0	.000	4-6	.667	3-2	5-2.5	3-0	0	1	0	1	4-2.0
<b>TOTAL</b>	<b>2-0</b>	<b>20-10.0</b>	<b>0-0</b>	<b>.000</b>	<b>0-0</b>	<b>.000</b>	<b>4-6</b>	<b>.667</b>	<b>3-2</b>	<b>5-2.5</b>	<b>3-0</b>	<b>0</b>	<b>1</b>	<b>0</b>	<b>1</b>	<b>4-2.0</b>



# 13 CASEY MORSELL

**Guard • 6-3 • 195**

**Freshman**

**Fort Washington, Md. • St. John's College**

## 2019-20 HIGHLIGHTS

- Made collegiate debut at Syracuse (11/6/19)
- First true freshman to start season-opener at UVA since Taylor Barnette, Justin Anderson and Mike Tobey at George Mason (Nov. 9, 2012)
- Played a career-high 28 minutes against Vermont (11/19/19)
- Had career-high six rebounds and three assists against UMass (11/23/19)
- Named to Air Force Reserve All-Tournament Team after scoring career-high 19 points in title game against Arizona State (11/24/19)

## 2019-20 GAME-BY-GAME

Opponent	GP-GS	FG	3FG	FT	O-D	Reb	A	TO	Blk	Stl	PF	Min	Pts
Syracuse	1-1	1-6	1-6	0-0	1-1	2	1	2	1	0	2	26	3
JMU	2-2	0-9	0-5	0-0	0-3	3	1	2	1	0	3	26	0
Columbia	3-2	1-6	0-3	0-2	0-3	3	1	1	0	1	1	24	2
Vermont	4-2	1-6	0-3	0-0	0-1	1	1	0	0	0	1	28	2
UMass	5-3	2-9	1-4	0-0	2-4	6	3	2	0	1	0	38	5
Arizona State	6-4	7-12	1-5	4-4	1-1	2	1	2	0	2	3	38	19
Maine	7-5	1-8	0-4	2-2	0-2	2	0	2	0	1	2	35	4
Purdue	8-6	3-8	1-6	0-0	0-4	4	2	3	0	0	3	36	7
North Carolina	9-7	2-9	1-5	0-0	0-2	2	1	1	0	1	2	24	5

## CAREER/SEASON HIGHS

Points	19 vs. Arizona St. (11/24/19)
FGs	7 vs. Arizona St. (11/24/19)
3FGs	1, 5x - last vs. North Carolina (12/8/19)
FTs	4 vs. Arizona St. (11/24/19)
Rebounds	6 vs. UMass (11/23/19)
Assists	3 vs. UMass (11/23/19)
Turnovers	3 at Purdue (12/4/19)
Blocks	1, 2x - last vs. JMU (11/10/19)
Steals	2 vs. Arizona St. (11/24/19)
Minutes	38, 2x - last vs. Arizona St. (11/24/19)

## CAREER STATISTICS

Year	G-GS	Min-Avg.	FG-FGA	Pct.	3FG-3FGA	Pct.	FT-FTA	Pct.	Off-Def.	Reb-Avg.	PF-DQ	Ast	TO	Blk	Stl	Pts-Avg
2019-20	9-7	27.5-30.6	18-73	.247	5-41	.122	6-8	.750	4-21	25-2.8	17-0	11	15	2	6	47-5.2
<b>TOTAL</b>	<b>9-7</b>	<b>27.5-30.6</b>	<b>18-73</b>	<b>.247</b>	<b>5-41</b>	<b>.122</b>	<b>6-8</b>	<b>.750</b>	<b>4-21</b>	<b>25-2.8</b>	<b>17-0</b>	<b>11</b>	<b>15</b>	<b>2</b>	<b>6</b>	<b>47-5.2</b>

## CAREER ACC STATISTICS

Year	G-GS	Min-Avg.	FG-FGA	Pct.	3FG-3FGA	Pct.	FT-FTA	Pct.	Off-Def.	Reb-Avg.	PF-DQ	Ast	TO	Blk	Stl	Pts-Avg
2019-20	2-2	50-25.0	3-15	.200	2-11	.182	0-0	.000	1-3	4-2.0	4-0	2	3	1	1	8-4.0
<b>TOTAL</b>	<b>2-2</b>	<b>50-25.0</b>	<b>3-15</b>	<b>.200</b>	<b>2-11</b>	<b>.182</b>	<b>0-0</b>	<b>.000</b>	<b>1-3</b>	<b>4-2.0</b>	<b>4-0</b>	<b>2</b>	<b>3</b>	<b>1</b>	<b>1</b>	<b>8-4.0</b>



# 22 FRANCISCO CAFFARO

Center • 7-0 • 244

Redshirt Freshman

El Trebo, Santa Fe, Argentina • NBA Global Academy

## 2019-20 HIGHLIGHTS

- Missed first part of season due to injury
- Scored three points in collegiate debut vs. Columbia (11/16/19)
- Had career-high two rebounds at Purdue (12/4/19)
- Scored a career-high 10 points with a career-high seven rebounds and one block in a career-high 21 minutes vs. North Carolina (12/8/19)

## 2019-20 GAME-BY-GAME

Opponent	GP-GS	FG	3FG	FT	O-D	Reb	A	TO	Blk	Stl	PF	Min	Pts
Syracuse	DNP												
JMU	DNP												
Columbia	1-0	1-1	0-0	1-2	0-0	0	0	2	0	1	2	7	3
Vermont	DNP												
UMass	2-0	0-0	0-0	0-0	0-0	0	0	0	0	0	1	2	0
Arizona State	DNP												
Maine	3-0	0-0	0-0	0-0	0-0	0	0	2	1	1	1	8	0
Purdue	4-0	0-0	0-0	0-0	1-1	2	0	0	0	0	2	7	0
North Carolina	5-0	4-5	0-0	2-5	2-5	7	0	0	1	0	1	21	10

## CAREER/SEASON HIGHS

Points	10 vs. North Carolina (12/8/19)
FGs	4 vs. North Carolina (12/8/19)
3FGs	-
FTs	2 vs. North Carolina (12/8/19)
Rebounds	7 vs. North Carolina (12/8/19)
Assists	-
Turnovers	2, 2x - last vs. Maine (11/27/19)
Blocks	1, 2x - last vs. North Carolina (12/8/19)
Steals	1, 2x - last vs. Maine (11/27/19)
Minutes	21 vs. North Carolina (12/8/19)


## CAREER STATISTICS

Year	G-GS	Min-Avg.	FG-FGA	Pct.	3FG-3FGA	Pct.	FT-FTA	Pct.	Off-Def.	Reb-Avg.	PF-DQ	Ast	TO	Blk	Stl	Pts-Avg
2019-20	5-0	45-9.0	5-6	.833	0-0	.000	3-7	.429	3-6	9-1.8	7-0	0	4	2	2	13-2.6
<b>TOTAL</b>	<b>5-0</b>	<b>45-9.0</b>	<b>5-6</b>	<b>.833</b>	<b>0-0</b>	<b>.000</b>	<b>3-7</b>	<b>.429</b>	<b>3-6</b>	<b>9-1.8</b>	<b>7-0</b>	<b>0</b>	<b>4</b>	<b>2</b>	<b>2</b>	<b>13-2.6</b>

## CAREER ACC STATISTICS

Year	G-GS	Min-Avg.	FG-FGA	Pct.	3FG-3FGA	Pct.	FT-FTA	Pct.	Off-Def.	Reb-Avg.	PF-DQ	Ast	TO	Blk	Stl	Pts-Avg
2019-20	1-0	21-21.0	4-5	.800	0-0	.000	2-5	.400	2-5	7-7.0	1-0	0	0	1	0	10-10.0
<b>TOTAL</b>	<b>1-0</b>	<b>21-21.0</b>	<b>4-5</b>	<b>.800</b>	<b>0-0</b>	<b>.000</b>	<b>2-5</b>	<b>.400</b>	<b>2-5</b>	<b>7-7.0</b>	<b>1-0</b>	<b>0</b>	<b>0</b>	<b>1</b>	<b>0</b>	<b>10-10.0</b>





# 23 KODY STATTMANN

Guard • 6-7 • 200

Sophomore

Bentley Park, Queensland, Australia • St. Augustine's College

## 2019-20 HIGHLIGHTS

- Scored five points in 21 minutes at Syracuse (11/6/19)
- Finished with eight points and made first career start against JMU (11/10/19)
- Blocked career-high three shots against Columbia (11/16/19)
- Missed four games due to illness
- Returned to action at Purdue (12/4/19)
- Made a career-high three field goals with one three-pointer against North Carolina (12/8/19)

## 2019-20 GAME-BY-GAME

Opponent	GP-GS	FG	3FG	FT	O-D	Reb	A	TO	Blk	Stl	PF	Min	Pts
Syracuse	1-0	2-4	1-3	0-0	1-2	3	2	1	1	0	0	21	5
JMU	2-1	2-9	0-6	4-4	1-1	2	0	2	1	2	2	31	8
Columbia	3-2	1-6	0-2	1-1	0-2	2	1	1	3	0	1	29	3
Vermont	DNP												
UMass	DNP												
Arizona State	DNP												
Maine	DNP												
Purdue	4-2	1-5	0-3	0-0	1-1	2	0	2	1	0	2	24	2
North Carolina	5-3	3-9	1-4	0-0	0-2	2	0	0	1	0	2	27	7

## CAREER HIGHS

Points	9 vs. Morgan State (12/3/18)
FGs	3 vs. UNC (12/8/19)
3FGs	1, 5x - last vs. North Carolina (12/8/19)
FTs	4, 3x - last vs. JMU (11/10/19)
Rebounds	3 at Syracuse (11/6/19)
Assists	2 at Syracuse (11/6/19)
Turnovers	2, 3x - last at Purdue (12/4/19)
Blocks	3 vs. Columbia (11/16/19)
Steals	2 vs. JMU (11/10/19)
Minutes	31 vs. JMU (11/10/19)

## SEASON HIGHS

Points	8 vs. JMU (11/10/19)
FGs	3 vs. North Carolina (12/8/19)
3FGs	1, 2x - last vs. North Carolina (12/8/19)
FTs	4 vs. JMU (11/10/19)
Rebounds	3 at Syracuse (11/6/19)
Assists	2 at Syracuse (11/6/19)
Turnovers	2, 2x - last at Purdue (12/4/19)
Blocks	3 vs. Columbia (11/16/19)
Steals	2 vs. JMU (11/10/19)
Minutes	31 vs. JMU (11/10/19)

## CAREER STATISTICS

Year	G-GS	Min-Avg.	FG-FGA	Pct.	3FG-3FGA	Pct.	FT-FTA	Pct.	Off-Def.	Reb-Avg.	PF-DQ	Ast	TO	Blk	Stl	Pts-Avg
2018-19	18-0	73-4.1	9-21	.429	4-15	.267	8-9	.889	2-9	11-0.6	8-0	2	5	0	1	30-1.7
2019-20	5-3	132-26.4	9-33	.273	2-18	.111	5-5	1.000	3-8	11-2.2	7-0	3	6	7	2	25-5.0
<b>TOTAL</b>	<b>23-3</b>	<b>205-8.9</b>	<b>18-54</b>	<b>.333</b>	<b>6-33</b>	<b>.182</b>	<b>13-14</b>	<b>.929</b>	<b>5-17</b>	<b>22-1.0</b>	<b>15-0</b>	<b>5</b>	<b>11</b>	<b>7</b>	<b>3</b>	<b>55-2.4</b>

## CAREER ACC STATISTICS

Year	G-GS	Min-Avg.	FG-FGA	Pct.	3FG-3FGA	Pct.	FT-FTA	Pct.	Off-Def.	Reb-Avg.	PF-DQ	Ast	TO	Blk	Stl	Pts-Avg
2018-19	9-0	28-3.1	2-5	.400	2-4	.500	0-1	.000	0-5	5-0.6	4-0	0	3	0	0	6-0.7
2019-20	2-1	48-24.0	5-13	.385	2-7	.286	0-0	.000	1-4	5-2.5	2-0	2	1	2	0	12-6.0
<b>TOTAL</b>	<b>11-1</b>	<b>76-6.9</b>	<b>7-18</b>	<b>.389</b>	<b>4-11</b>	<b>.364</b>	<b>0-1</b>	<b>.000</b>	<b>1-9</b>	<b>10-0.9</b>	<b>6-0</b>	<b>2</b>	<b>4</b>	<b>2</b>	<b>0</b>	<b>18-1.6</b>



# 25 MAMADI DIAKITE

**Forward • 6-9 • 224**  
**Redshirt Senior**  
**Conakry, Guinea, Africa • Blue Ridge School (Va.)**

## 2019-20 HIGHLIGHTS

- Karl Malone Award Watch List
- Naismith Trophy Player of the Year watch list
- NABC Division I Player of the Year preseason watch list
- Wooden Award Preseason Top 50 List
- Oscar Robertson Award watch list
- Preseason All-ACC
- Scored team-high 12 points and had six rebounds and two blocks at Syracuse (11/6/19)
- Had career-highs with 19 points and 13 rebounds for first career double-double against JMU (11/10/19)
- Finished with 13 points and eight rebounds in 20 minutes against Columbia (11/16/19)
- Made career-high three three-pointers and matched his career high with 19 points against Vermont (11/19/19)
- Air Force Reserve All-Tournament Team
- Matched team-high with eight rebounds against UMass (11/23/19)
- Scored 15 points against Arizona State in Air Force Reserve title game
- Scored 15 points with 7 rebounds against Maine (11/27/19)
- Went 5-5 from the free throw line and scored 12 points with one three-pointer vs. North Carolina (12/8/19)

## 2019-20 GAME-BY-GAME

Opponent	GP-GS	FG	3FG	FT	O-D	Reb	A	TO	Blk	Stl	PF	Min	Pts
Syracuse	1-1	6-10	0-0	0-0	4-2	6	1	2	2	1	1	34	12
JMU	2-2	8-16	1-3	2-4	3-10	13	0	0	2	1	1	29	19
Columbia	3-3	4-10	1-3	4-6	3-5	8	0	2	0	1	1	20	13
Vermont	4-4	8-15	3-3	0-0	0-6	6	0	1	1	1	1	35	19
UMass	5-5	2-5	0-1	0-1	2-6	8	0	1	0	1	2	21	4
Arizona State	6-6	5-13	2-4	3-3	2-1	3	1	1	2	1	2	36	15
Maine	7-7	6-13	1-2	2-2	0-7	7	0	3	1	2	1	33	15
Purdue	8-8	4-10	1-5	1-4	0-5	5	0	4	1	1	1	36	10
North Carolina	9-9	3-7	1-1	5-5	2-1	3	1	6	1	1	5	28	12

## CAREER HIGHS

Points	19, 2x - last vs. Vermont (11/19/19)
FGs	9 at Boston College (1/9/19)
3FGs	3 vs. Vermont (11/19/19)
FTs	5, 2x - last vs. North Carolina (12/8/19)
Rebounds	13 vs. JMU (11/10/19)
Assists	2 vs. William & Mary (12/22/18)
Turnovers	6 vs. North Carolina (12/8/19)
Blocks	5 vs. Auburn (4/6/19)
Steals	3 vs. Marshall (12/31/18)
Minutes	42 vs. Purdue (3/30/19)

## SEASON HIGHS


Points	19, 2x - last vs. Vermont (11/19/19)
FGs	8, 2x - last vs. Vermont (11/19/19)
3FGs	3 vs. Vermont (11/19/19)
FTs	5 vs. North Carolina (12/8/19)
Rebounds	13 vs. JMU (11/10/19)
Assists	1, 3x - last vs. North Carolina (12/8/19)
Turnovers	6 vs. North Carolina (12/8/19)
Blocks	2, 3x - last vs. Arizona State (11/24/19)
Steals	2 vs. Maine (11/27/19)
Minutes	36, 2x - last vs. Purdue (12/4/19)

## CAREER STATISTICS

Year	G-GS	Min-Avg.	FG-FGA	Pct.	3FG-3FGA	Pct.	FT-FTA	Pct.	Off-Def.	Reb-Avg.	PF-DQ	Ast	TO	Blk	Stl	Pts-Avg
2016-17	32-1	449-14.0	50-92	.543	3-11	.273	18-33	.545	28-54	82-2.6	75-2	6	13	39	8	121-3.8
2017-18	34-0	532-15.6	75-130	.577	0-0	.000	32-41	.780	31-70	101-3.0	74-1	5	26	16	15	182-5.4
2018-19	38-22	829-21.8	121-220	.550	5-17	.294	35-50	.700	56-112	168-4.4	81-0	12	34	63	17	282-7.4
2019-20	9-9	273-30.3	46-99	.465	10-22	.455	17-25	.680	16-43	59-6.6	15-1	3	20	9	10	119-13.2
<b>TOTAL</b>	<b>113-32</b>	<b>2083-18.4</b>	<b>292-541</b>	<b>.540</b>	<b>18-50</b>	<b>.360</b>	<b>102-149</b>	<b>.685</b>	<b>131-279</b>	<b>410-3.6</b>	<b>245-4</b>	<b>26</b>	<b>93</b>	<b>127</b>	<b>50</b>	<b>704-6.2</b>

## CAREER ACC STATISTICS

Year	G-GS	Min-Avg.	FG-FGA	Pct.	3FG-3FGA	Pct.	FT-FTA	Pct.	Off-Def.	Reb-Avg.	PF-DQ	Ast	TO	Blk	Stl	Pts-Avg
2016-17	18-0	242-13.4	19-34	.559	0-4	.000	12-21	.571	12-27	39-2.2	42-1	5	8	18	5	50-2.8
2017-18	18-0	231-12.8	30-54	.556	0-0	.000	17-21	.810	7-32	39-2.2	34-0	4	13	8	8	77-4.3
2018-19	18-11	405-22.5	58-111	.523	2-6	.333	18-26	.692	31-51	82-4.6	39-0	5	17	37	6	136-7.6
2019-20	2-2	63-31.5	9-17	.529	1-1	1.000	5-5	1.000	6-3	9-4.5	6-1	2	8	3	2	24-12.0
<b>TOTAL</b>	<b>56-13</b>	<b>941-16.8</b>	<b>116-216</b>	<b>.537</b>	<b>3-11</b>	<b>.273</b>	<b>52-73</b>	<b>.712</b>	<b>56-113</b>	<b>169-3.0</b>	<b>121-2</b>	<b>16</b>	<b>46</b>	<b>66</b>	<b>21</b>	<b>287-5.1</b>



# 30 JAY HUFF

**Forward • 7-1 • 243**  
**Redshirt Junior**  
**Durham, N.C. • Voyager Academy**

## 2019-20 HIGHLIGHTS

- Recorded first career double-double with 11 points and career-high 12 rebounds at Syracuse (11/6/19)
- Scored 11 points with seven rebounds, two blocks and two steals vs. JMU (11/10/19)
- Had 13 points, six rebounds and matched career-high with five blocks against Columbia (11/16/19)
- Recorded first career start and played career-high 32 minutes against Vermont (11/19/19)
- Scored 10 points with eight rebounds against UMass (11/23/19)
- Led team with 11 points with season-high two 3-pointers at Purdue (12/4/19)
- Matched season-high with 13 points and one three-pointer against Maine (11/27/19)

## 2019-20 GAME-BY-GAME

Opponent	GP-GS	FG	3FG	FT	O-D	Reb	A	TO	Blk	Stl	PF	Min	Pts
Syracuse	1-0	5-6	0-0	1-2	2-10	12	1	2	0	0	1	29	11
JMU	2-0	5-6	0-0	1-4	3-4	7	2	1	2	2	1	27	11
Columbia	3-0	6-10	1-1	0-0	4-2	6	2	1	5	2	0	19	13
Vermont	4-1	4-7	0-2	1-3	3-4	7	1	1	0	1	1	32	9
UMass	5-1	5-8	0-2	0-0	3-5	8	0	1	1	0	2	26	10
Arizona State	6-1	2-2	1-1	0-0	2-5	7	0	2	2	0	2	25	5
Maine	7-1	5-8	1-4	2-3	2-3	5	0	1	1	0	1	24	13
Purdue	8-2	3-8	2-6	3-4	1-3	4	1	1	1	0	4	24	11
North Carolina	9-3	0-4	0-1	0-0	2-3	5	0	0	0	0	2	14	0

## CAREER HIGHS

Points	16 vs. Austin Peay (11/13/17)
FGs	7 vs. Austin Peay (11/13/17)
3FGs	3 vs. Louisville (3/9/19)
FTs	6 vs. Marshall (12/31/18)
Rebounds	12 at Syracuse (11/6/19)
Assists	2, 4x - last vs. Columbia (11/16/19)
Turnovers	2, 3x - last at Syracuse (11/6/19)
Blocks	5, 2x - last vs. Columbia (11/16/19)
Steals	3 vs. Pittsburgh (3/2/19)
Minutes	32 vs. Vermont (11/19/19)

## SEASON HIGHS

Points	13, 2x - last vs. Maine (11/27/19)
FGs	6 vs. Columbia (11/16/19)
3FGs	2 at Purdue (12/4/19)
FTs	3 at Purdue (12/4/19)
Rebounds	12 at Syracuse (11/6/19)
Assists	2, 2x - last vs. Columbia (11/16/19)
Turnovers	2, 2x - last vs. Arizona State (11/24/19)
Blocks	5 vs. Columbia (11/16/19)
Steals	2, 2x - last vs. Columbia (11/16/19)
Minutes	32 vs. Vermont (11/19/19)

## CAREER STATISTICS

Year	G-GS	Min-Avg.	FG-FGA	Pct.	3FG-3FGA	Pct.	FT-FTA	Pct.	Off-Def.	Reb-Avg.	PF-DQ	Ast	TO	Blk	Stl	Pts-Avg
2017-18	12-0	106-8.8	17-25	.680	2-7	.286	5-8	.625	6-17	23-1.92	14-1	4	4	14	1	41-3.4
2018-19	34-0	318-9.4	58-96	.604	14-31	.452	20-30	.667	19-54	73-2.1	50-0	8	17	25	8	150-4.4
2019-20	9-4	220-24.4	35-59	.593	5-17	.294	8-16	.600	22-39	61-6.8	14-0	7	10	12	5	83-9.2
<b>TOTAL</b>	<b>55-4</b>	<b>644-11.7</b>	<b>110-180</b>	<b>.611</b>	<b>21-55</b>	<b>.382</b>	<b>33-54</b>	<b>.611</b>	<b>47-110</b>	<b>157-2.9</b>	<b>78-1</b>	<b>19</b>	<b>31</b>	<b>51</b>	<b>14</b>	<b>274-5.0</b>

## CAREER ACC STATISTICS

Year	G-GS	Min-Avg.	FG-FGA	Pct.	3FG-3FGA	Pct.	FT-FTA	Pct.	Off-Def.	Reb-Avg.	PF-DQ	Ast	TO	Blk	Stl	Pts-Avg
2017-18	4-0	13-3.3	1-2	.500	0-0	.000	2-3	.667	1-1	2-0.5	3-0	1	0	3	0	4-1.0
2018-19	18-0	199-11.1	39-61	.639	9-17	.529	10-15	.667	9-37	46-2.6	31-0	5	11	16	6	97-5.4
2019-20	2-1	43-21.5	5-10	.500	0-1	.000	1-2	.500	4-13	17-8.5	3-0	1	2	0	0	11-5.5
<b>TOTAL</b>	<b>24-1</b>	<b>256-10.7</b>	<b>45-73</b>	<b>.616</b>	<b>9-18</b>	<b>.500</b>	<b>13-20</b>	<b>.650</b>	<b>14-51</b>	<b>65-2.7</b>	<b>37-0</b>	<b>7</b>	<b>13</b>	<b>19</b>	<b>6</b>	<b>112-4.7</b>





# 53 TOMAS WOLDETENSAE

**Guard • 6-5 • 196**

**Junior**

**Bologna, Italy • Indian Hills Community College**

## 2019-20 HIGHLIGHTS

- Made UVA debut at Syracuse (11/6/19)
- Scored first career points at UVA, finishing with five, and had six rebounds against Columbia (11/16/19)
- Co-led the team with six rebounds and recorded his first assist against Vermont (11/19/19)
- Scored career-high nine points against UMass (11/23/19)
- Scored career-high 11 points with three three-pointers against North Carolina (12/8/19)

## 2019-20 GAME-BY-GAME

Opponent	GP-GS	FG	3FG	FT	O-D	Reb	A	TO	Blk	Stl	PF	Min	Pts
Syracuse	1-1	0-4	0-3	0-0	0-0	0	0	2	0	0	1	13	0
JMU	DNP												
Columbia	2-2	2-7	1-2	0-0	0-6	6	0	0	0	1	3	33	5
Vermont	3-3	1-7	0-6	0-0	1-5	6	1	1	0	2	1	27	2
UMass	4-4	3-7	1-3	2-2	0-3	3	0	1	0	1	2	32	9
Arizona State	5-5	0-2	0-1	0-0	0-0	0	0	2	0	0	1	16	0
Maine	6-6	1-5	1-4	0-0	0-3	3	2	1	0	2	0	31	3
Purdue	7-7	0-2	0-2	0-0	0-2	2	1	0	0	0	0	11	0
North Carolina	8-7	3-7	3-4	2-2	0-3	3	1	1	0	2	3	30	11

## CAREER/SEASON HIGHS

Points	11 vs. North Carolina (12/8/19)
FGs	3, 2x - last vs. North Carolina (12/8/19)
3FGs	3 vs. North Carolina(12/8/19)
FTs	2, 2x - last vs. North Carolina (12/8/19)
Rebounds	6, 2x - last vs. Vermont (11/19/19)
Assists	2 vs. Maine (11/27/19)
Turnovers	2, 2x - last vs. Arizona State (11/24/19)
Blocks	-
Steals	2, 3x - last vs. North Carolina (12/8/19)
Minutes	33 vs. Columbia (11/16/19)

## CAREER STATISTICS

Year	G-GS	Min-Avg.	FG-FGA	Pct.	3FG-3FGA	Pct.	FT-FTA	Pct.	Off-Def.	Reb-Avg.	PF-DQ	Ast	TO	Blk	Stl	Pts-Avg
2019-20	8-7	193-24.1	10-41	.244	6-25	.240	4-4	1.000	1-22	23-2.9	11-0	5	8	0	8	30-3.8
<b>TOTAL</b>	<b>8-7</b>	<b>193-24.1</b>	<b>10-41</b>	<b>.244</b>	<b>6-25</b>	<b>.240</b>	<b>4-4</b>	<b>1.000</b>	<b>1-22</b>	<b>23-2.9</b>	<b>11-0</b>	<b>5</b>	<b>8</b>	<b>0</b>	<b>8</b>	<b>30-3.8</b>

## CAREER ACC STATISTICS

Year	G-GS	Min-Avg.	FG-FGA	Pct.	3FG-3FGA	Pct.	FT-FTA	Pct.	Off-Def.	Reb-Avg.	PF-DQ	Ast	TO	Blk	Stl	Pts-Avg
2019-20	2-1	43-21.5	3-11	.273	3-7	.429	2-2	1.000	0-3	3-1.5	4-0	1	3	0	2	11-5.5
<b>TOTAL</b>	<b>2-1</b>	<b>43-21.5</b>	<b>3-11</b>	<b>.273</b>	<b>3-7</b>	<b>.429</b>	<b>2-2</b>	<b>1.000</b>	<b>0-3</b>	<b>3-1.5</b>	<b>4-0</b>	<b>1</b>	<b>3</b>	<b>0</b>	<b>2</b>	<b>11-5.5</b>



# 5 JAYDEN NIXON

Guard • 6-3 • 192

Sophomore

Charlottesville, Va. • Choate Rosemary Hall (Conn.)

## 2019-20 HIGHLIGHTS

- Scored two points vs. JMU (11/10/19)
- Played career-high 10 minutes against Maine (11/27/19)

## 2019-20 GAME-BY-GAME


Opponent	GP-GS	FG	3FG	FT	O-D	Reb	A	TO	Blk	Stl	PF	Min	Pts
Syracuse	DNP												
JMU	1-0	1-2	0-1	0-0	1-0	1	0	0	0	0	1	4	2
Columbia	2-0	0-0	0-0	0-0	0-0	0	0	0	0	0	0	1	0
Vermont	DNP												
UMass	DNP												
Arizona State	DNP												
Maine	3-0	0-0	0-0	0-0	0-1	1	0	1	0	0	0	10	0
Purdue	4-0	0-0	0-0	0-0	0-1	1	0	1	0	0	0	1	0
North Carolina	DNP												

## CAREER HIGH

Points	2, 3x - last at Syracuse (3/4/19)
FGs	1, 3x - last at Syracuse (3/4/19)
3FGs	-
FTs	1, 2x - last vs. Morgan State (12/3/18)
Rebounds	3, 2x - last vs. William and Mary (12/22/18)
Assists	1 vs. Pittsburgh (3/2/19)
Turnovers	2 vs. Marshall (1/31/18)
Blocks	1, 2x - last at Syracuse (3/4/19)
Steals	1, 2x - last vs. Pittsburgh (3/2/19)
Minutes	10 vs. Maine (11/27/19)

## SEASON HIGHS

Points	2 vs. JMU (11/10/19)
FGs	1 vs. JMU (11/10/19)
3FGs	-
FTs	-
Rebounds	1, 3x - last at Purdue (12/4/19)
Assists	-
Turnovers	1, 2x - last at Purdue (12/4/19)
Blocks	-
Steals	-
Minutes	10 vs. Maine (11/27/19)



# 12 CHASE COLEMAN

Guard • 5-9 • 154

Freshman

Norfolk, Va. • Maury

## 2019-20 HIGHLIGHTS

- Made collegiate debut vs. JMU (11/10/19)
- Scored first career points, finishing with two and one steal against Columbia (11/16/19)
- Grabbed career-high two rebounds with a steal against UMass (11/23/19)
- Hit first collegiate 3-pointer for a career-high three points against Arizona State (11/24/19)
- Played career-high 11 minutes and scored two points against Maine (11/27/19)
- Played career-high 12 minutes and scored two points at Purdue (12/4/19)

## 2019-20 GAME-BY-GAME

Opponent	GP-GS	FG	3FG	FT	O-D	Reb	A	TO	Blk	Stl	PF	Min	Pts
Syracuse	DNP												
JMU	1-0	0-3	0-1	0-0	0-0	0	0	0	0	0	0	7	0
Columbia	2-0	1-1	0-0	0-0	0-0	0	1	0	0	1	0	4	2
Vermont	3-0	0-0	0-0	0-0	0-0	0	0	0	0	0	1	2	0
UMass	4-0	0-0	0-0	0-0	0-2	2	0	1	0	1	1	5	0
Arizona State	5-0	1-3	1-2	0-0	0-1	1	0	0	0	0	1	5	3
Maine	6-0	1-2	0-0	0-0	0-0	0	0	0	0	0	2	11	2
Purdue	7-0	1-1	0-0	0-0	0-0	0	0	1	0	1	0	12	2
North Carolina	8-0	0-0	0-0	0-0	0-0	0	0	1	0	0	0	1	0

## CAREER HIGHS/SEASON HIGHS

Points	3 vs. Arizona State (11/24/19)
FGs	1, 4x - last at Purdue (12/4/19)
3FGs	1 vs. Arizona State (11/24/19)
FTs	-
Rebounds	2 vs. UMass (11/23/19)
Assists	1 vs. Columbia (11/16/19)
Turnovers	1, 3x - last vs. UNC (12/8/19)
Blocks	-
Steals	1, 3x - last at Purdue (12/4/19)
Minutes	12 at Purdue (12/4/19)



# 21 KADIN SHEDRICK

**Forward • 6-11 • 214**  
**Freshman**  
**Raleigh, N.C. • Holly Springs**

## 2019-20 HIGHLIGHTS

### 2019-20 GAME-BY-GAME

Opponent	GP-GS	FG	3FG	FT	O-D	Reb	A	TO	Blk	Stl	PF	Min	Pts
Syracuse	DNP												
JMU	DNP												
Columbia	DNP												
Vermont	DNP												
UMass	DNP												
Arizona State	DNP												
Maine	DNP												
Purdue	DNP												
North Carolina	DNP												

## CAREER/SEASON HIGHS

Points	-
FGs	-
3FGs	-
FTs	-
Rebounds	-
Assists	-
Turnovers	-
Blocks	-
Steals	-
Minutes	-



# 24 AUSTIN KATSTRA

**Forward • 6-6 • 227**  
**Junior**  
**Charlottesville, Va. • Albemarle**

## 2019-20 HIGHLIGHTS

- Had career-high five rebounds vs. JMU (11/10/19)

### 2019-20 GAME-BY-GAME

Opponent	GP-GS	FG	3FG	FT	O-D	Reb	A	TO	Blk	Stl	PF	Min	Pts
Syracuse	DNP												
JMU	1-0	0-2	0-0	0-0	0-5	5	0	0	0	0	3	0	0
Columbia	DNP												
Vermont	DNP												
UMass	DNP												
Arizona State	DNP												
Maine	DNP												
Purdue	DNP												
North Carolina	DNP												

## CAREER

Points	3 vs. UNCG (11/10/17)
FGs	1, 4x last vs. Clemson (1/23/18)
3FGs	1 vs. Austin Peay (11/13/17)
FTs	1 vs. Hampton (12/22/17)
Rebounds	5 vs. JMU (11/10/19)
Assists	--
Turnovers	1 vs. Savannah State (12/19/17)
Blocks	--
Steals	1 vs. Austin Peay (11/13/17)
Minutes	4, 2x last vs. Savannah State (12/19/17)

## SEASON HIGHS

Points	3 vs. UNCG (11/10/17)
FGs	1, 4x last vs. Clemson (1/23/18)
3FGs	1 vs. Austin Peay (11/13/17)
FTs	1 vs. Hampton (12/22/17)
Rebounds	5 vs. JMU (11/10/19)
Assists	--
Turnovers	1 vs. Savannah State (12/19/17)
Blocks	--
Steals	1 vs. Austin Peay (11/13/17)
Minutes	4, 2x last vs. Savannah State (12/19/17)



2019-20 Virginia Basketball  
Virginia Combined Team Statistics (as of Dec 08, 2019)  
All games



RECORD:	OVERALL	HOME	AWAY	NEUTRAL
ALL GAMES	8-1	5-0	1-1	2-0
CONFERENCE	2-0	1-0	1-0	0-0
NON-CONFERENCE	6-1	4-0	0-1	2-0

#	Player	gp-gs	min	avg	Total		3-Point		F-Throw		Rebounds				pf	dq	a	to	blk	stl	pts	avg
					fg-fga	fg%	3fg-fga	3fg%	ft-fa	ft%	off	def	tot	avg								
25	Mamadi Diakite	9-9	273	30.3	46-99	.465	10-22	.455	17-25	.680	16	43	59	6.6	15	1	3	20	9	10	119	13.2
02	Braxton Key	6-6	198	33.0	24-50	.480	4-17	.235	10-15	.667	12	38	50	8.3	9	0	10	11	2	8	62	10.3
30	Jay Huff	9-4	220	24.4	35-59	.593	5-17	.294	8-16	.500	22	39	61	6.8	14	0	7	10	12	5	83	9.2
00	Kihei Clark	9-9	311	34.6	24-73	.329	11-32	.344	17-20	.850	2	39	41	4.6	13	0	45	22	3	10	76	8.4
13	Casey Morsell	9-7	275	30.6	18-73	.247	5-41	.122	6-8	.750	4	21	25	2.8	17	0	11	15	2	6	47	5.2
23	Kody Statmann	5-3	132	26.4	9-33	.273	2-18	.111	5-5	1.000	3	8	11	2.2	7	0	3	6	7	2	25	5.0
53	Tomas Woldetensae	8-7	193	24.1	10-41	.244	6-25	.240	4-4	1.000	1	22	23	2.9	11	0	5	8	0	8	30	3.8
22	Francisco Caffaro	5-0	45	9.0	5-6	.833	0-0	.000	3-7	.429	3	6	9	1.8	7	0	0	4	2	2	13	2.6
11	Grant Kersey	1-0	2	2.0	1-1	1.000	0-0	.000	0-0	.000	1	0	1	1.0	0	0	0	0	0	0	2	2.0
04	Justin McKoy	9-0	82	9.1	5-12	.417	0-0	.000	4-6	.667	4	9	13	1.4	8	0	0	3	1	1	14	1.6
12	Chase Coleman	8-0	48	6.0	4-10	.400	1-3	.333	0-0	.000	0	3	3	0.4	5	0	1	3	0	3	9	1.1
05	Jayden Nixon	4-0	16	4.0	1-2	.500	0-1	.000	0-0	.000	1	1	2	0.5	1	0	0	2	0	0	2	0.5
24	Austin Katstra	1-0	3	3.0	0-2	.000	0-0	.000	0-0	.000	0	5	5	5.0	0	0	0	0	0	0	0	0.0
01	Matt Palumbo	1-0	2	2.0	0-1	.000	0-1	.000	0-0	.000	0	0	0	0.0	0	0	0	0	0	0	0	0.0
Team											13	14	27	7								
Total.....		9	1800		182-462	.394	44-177	.249	74-106	.698	82	248	330	36.7	107	1	85	111	38	55	482	53.6
Opponents.....		9	1800		142-450	.316	60-225	.267	54-84	.643	70	206	276	30.7	116	-	69	121	17	53	398	44.2

TEAM STATISTICS	VA	OPP
SCORING	482	398
Points per game	53.6	44.2
Scoring margin	+9.3	-
FIELD GOALS-ATT	182-462	142-450
Field goal pct	.394	.316
3 POINT FG-ATT	44-177	60-225
3-point FG pct	.249	.267
3-pt FG made per game	4.9	6.7
FREE THROWS-ATT	74-106	54-84
Free throw pct	.698	.643
F-Throws made per game	8.2	6.0
REBOUNDS	330	276
Rebounds per game	36.7	30.7
Rebounding margin	+6.0	-
ASSISTS	85	69
Assists per game	9.4	7.7
TURNOVERS	111	121
Turnovers per game	12.3	13.4
Turnover margin	+1.1	-
Assist/turnover ratio	0.8	0.6
STEALS	55	53
Steals per game	6.1	5.9
BLOCKS	38	17
Blocks per game	4.2	1.9
ATTENDANCE	69911	51006
Home games-Avg/Game	5-13982	2-18661
Neutral site-Avg/Game	-	2-6842

Date	Opponent		Score	Att.
* 11/06/19	at Syracuse	w	48-34	22518
11/10/19	JAMES MADISON	w	65-34	13524
11/16/19	COLUMBIA	w	60-42	13736
11/19/19	VERMONT	w	61-55	13913
& 11/23/19	vs Massachusetts	w	58-46	7862
& 11/24/19	vs Arizona St.	w	48-45	5822
11/27/19	MAINE	w	46-26	14109
12/04/19	at Purdue	L	40-69	14804
* 12/08/19	NORTH CAROLINA	w	56-47	14629

\* = Conference game

& = Air Force Reserve Tip-Off Tournament

Score by Periods	1st	2nd	Totals
Virginia	231	251	482
Opponents	186	212	398





2019-20 Virginia Basketball  
Virginia Combined Team Statistics (as of Dec 08, 2019)  
Conference games



RECORD:	OVERALL	HOME	AWAY	NEUTRAL
ALL GAMES	2-0	1-0	1-0	0-0
CONFERENCE	2-0	1-0	1-0	0-0
NON-CONFERENCE	0-0	0-0	0-0	0-0

#	Player	gp-gs	min	avg	Total		3-Point		F-Throw		Rebounds				pf	dq	a	to	blk	stl	pts	avg
					fg-fga	fg%	3fg-fga	3fg%	ft-fa	ft%	off	def	tot	avg								
25	Mamadi Diakite	2-2	63	31.5	9-17	.529	1-1	1.000	5-5	1.000	6	3	9	4.5	6	1	2	8	3	2	24	12.0
22	Francisco Caffaro	1-0	21	21.0	4-5	.800	0-0	.000	2-5	.400	2	5	7	7.0	1	0	0	0	1	0	10	10.0
00	Kihei Clark	2-2	78	39.0	4-17	.235	2-10	.200	7-9	.778	0	14	14	7.0	0	0	13	6	0	4	17	8.5
02	Braxton Key	1-1	33	33.0	3-10	.300	0-5	.000	1-2	.500	1	9	10	10.0	2	0	2	2	0	2	7	7.0
23	Kody Statmann	2-1	48	24.0	5-13	.385	2-7	.286	0-0	.000	1	4	5	2.5	2	0	2	1	2	0	12	6.0
53	Tomas Woldetensae	2-1	43	21.5	3-11	.273	3-7	.429	2-2	1.000	0	3	3	1.5	4	0	1	3	0	2	11	5.5
30	Jay Huff	2-1	43	21.5	5-10	.500	0-1	.000	1-2	.500	4	13	17	8.5	3	0	1	2	0	0	11	5.5
13	Casey Morsell	2-2	50	25.0	3-15	.200	2-11	.182	0-0	.000	1	3	4	2.0	4	0	2	3	1	1	8	4.0
04	Justin McKoy	2-0	20	10.0	0-0	.000	0-0	.000	4-6	.667	3	2	5	2.5	3	0	0	1	0	1	4	2.0
12	Chase Coleman	1-0	1	1.0	0-0	.000	0-0	.000	0-0	.000	0	0	0	0.0	0	0	0	1	0	0	0	0.0
Team											3	7	10					2				
Total.....		2	400		36-98	.367	10-42	.238	22-31	.710	21	63	84	42.0	25	1	23	29	7	12	104	52.0
Opponents.....		2	400		30-101	.297	6-43	.140	15-29	.517	16	44	60	30.0	26	-	13	21	6	11	81	40.5

TEAM STATISTICS	VA	OPP
SCORING	104	81
Points per game	52.0	40.5
Scoring margin	+11.5	-
FIELD GOALS-ATT	36-98	30-101
Field goal pct	.367	.297
3 POINT FG-ATT	10-42	6-43
3-point FG pct	.238	.140
3-pt FG made per game	5.0	3.0
FREE THROWS-ATT	22-31	15-29
Free throw pct	.710	.517
F-Throws made per game	11.0	7.5
REBOUNDS	84	60
Rebounds per game	42.0	30.0
Rebounding margin	+12.0	-
ASSISTS	23	13
Assists per game	11.5	6.5
TURNOVERS	29	21
Turnovers per game	14.5	10.5
Turnover margin	-4.0	-
Assist/turnover ratio	0.8	0.6
STEALS	12	11
Steals per game	6.0	5.5
BLOCKS	7	6
Blocks per game	3.5	3.0
ATTENDANCE	14629	22518
Home games-Avg/Game	1-14629	1-22518
Neutral site-Avg/Game	-	0-0

Date	Opponent		Score	Att.
* 11/06/19	at Syracuse	w	48-34	22518
* 12/08/19	NORTH CAROLINA	w	56-47	14629

\* = Conference game  
& = Air Force Reserve Tip-Off Tournament

Score by Periods	1st	2nd	Totals
Virginia	49	55	104
Opponents	37	44	81



2019-20 Virginia Basketball  
Virginia Team Game-by-Game Comparison (as of Dec 08, 2019)  
All games



Opponent	1st	2nd	Score	Mar	Total FG	FG Pct	3-Pointers	3FG Pct	Free Throws	FT Pct	Rebounds	Assist	T/Over	Block	Steal	Fouls
Syracuse	25/19	23/15	48-34	+14	20-49/13-55	.408/.236	4-25/5-29	.160/.172	4-6/3-7	.667/.429	47/28 +19	14/7	16/9	4/3	4/5	7/12
JAMES MADISON	31/23	34/11	65-34	+31	26-68/12-53	.382/.226	4-25/8-31	.160/.258	9-14/2-6	.643/.333	50/36 +14	11/6	10/19	6/1	8/3	10/11
COLUMBIA	31/17	29/25	60-42	+18	24-59/16-56	.407/.286	5-15/6-21	.333/.286	7-14/4-6	.500/.667	42/36 +6	10/7	9/14	9/4	8/4	9/13
VERMONT	24/18	37/37	61-55	+6	23-49/20-52	.469/.385	8-23/12-34	.348/.353	7-11/3-3	.636/1000	30/29 +1	11/12	10/13	3/1	4/5	12/16
Massachusetts	29/24	29/22	58-46	+12	22-52/15-50	.423/.300	2-14/5-26	.143/.192	12-14/11-13	.857/.846	40/26 +14	9/4	11/11	1/0	7/5	14/14
Arizona St.	26/21	22/24	48-45	+3	18-49/17-42	.367/.405	5-16/5-19	.313/.263	7-7/6-10	1000/600	31/26 +5	6/7	13/15	5/2	4/8	13/13
MAINE	24/14	22/12	46-26	+20	17-44/8-43	.386/.186	6-18/5-26	.333/.192	6-7/5-5	.857/1000	27/32 (5)	7/7	13/21	3/2	9/5	10/13
Purdue	17/32	23/37	40-69	(29)	16-43/24-53	.372/.453	4-24/13-25	.167/.520	4-8/8-12	.500/.667	26/31 (5)	8/13	16/7	4/1	3/12	14/10
NORTH CAROLINA	24/18	32/29	56-47	+9	16-49/17-46	.327/.370	6-17/1-14	.353/.071	18-25/12-22	.720/.545	37/32 +5	9/6	13/12	3/3	8/6	18/14

Note: Game totals are displayed in the format TEAM/OPPONENT for each category



2019-20 Virginia Basketball  
Virginia Game-by-Game Highs (as of Dec 08, 2019)  
All games



Opponent	Date	Score	Points	Rebounds	Assists	Steals	Blocked shots
at Syracuse	11/06/19	48-34	12-Mamadi Diakite	12-Jay Huff	7-Kihe Clark	2-Braxton Key	2-Mamadi Diakite
JAMES MADISON	11/10/19	65-34	19-Mamadi Diakite	13-Mamadi Diakite	6-Kihe Clark	2-Jay Huff Kihe Clark Kody Stattmann	2-Mamadi Diakite Jay Huff
COLUMBIA	11/16/19	60-42	13-Mamadi Diakite Jay Huff	9-Braxton Key	5-Kihe Clark	2-Jay Huff	5-Jay Huff
VERMONT	11/19/19	61-55	19-Mamadi Diakite	7-Jay Huff	4-Braxton Key Kihe Clark	2-Tomas Woldetensa	1-Justin McKoy Kihe Clark Braxton Key
vs Massachusetts	11/23/19	58-46	16-Braxton Key	8-Mamadi Diakite Jay Huff	6-Kihe Clark	3-Braxton Key	1-Jay Huff
vs Arizona St.	11/24/19	48-45	19-Casey Morsell	8-Braxton Key	2-Braxton Key Kihe Clark	2-Casey Morsell	2-Mamadi Diakite Jay Huff
MAINE	11/27/19	46-26	15-Mamadi Diakite	7-Mamadi Diakite	5-Kihe Clark	3-Kihe Clark	1-Mamadi Diakite Jay Huff Francisco Caffaro
at Purdue	12/04/19	40-69	11-Jay Huff	5-Mamadi Diakite Kihe Clark	4-Kihe Clark	1-Kihe Clark Chase Coleman Mamadi Diakite	1-Mamadi Diakite Jay Huff Kody Stattmann Kihe Clark
NORTH CAROLINA	12/08/19	56-47	12-Mamadi Diakite	7-Francisco Caffaro	6-Kihe Clark	3-Kihe Clark	1-Francisco Caffaro Mamadi Diakite Kody Stattmann



2019-20 Virginia Basketball  
Virginia Points-Rebounds-Assists (as of Dec 08, 2019)  
All games



				00	01	02	04	05	11	12	13	22	23	24	25
Opponent	Date	Score		CLARK,KIHE	PALUMBO,M	KEY,BRAXT	MCKOY,JUS	NIXON,JAYD	KERSEY,GR	COLEMAN,C	MORSELL,C	CAFFARO,FR	STATTMANN,	KATSTRA,AU	DIAKITE,MA
at SU	11/06/19	48-34	w	10-11-7	DNP	7-10-2	0-0-0	DNP	DNP	DNP	3-2-1	DNP	5-3-2	DNP	12-6-1
JMU	11/10/19	65-34	w	5-3-6	0-0-0	14-10-2	4-2-0	2-1-0	2-1-0	0-0-0	0-3-1	DNP	8-2-0	0-5-0	19-13-0
CU	11/16/19	60-42	w	10-3-5	DNP	9-9-0	0-0-0	0-0-0	DNP	2-0-1	2-3-1	3-0-0	3-2-1	DNP	13-8-0
VM	11/19/19	61-55	w	15-3-4	DNP	14-6-4	0-1-0	DNP	DNP	0-0-0	2-1-1	DNP	DNP	DNP	19-6-0
vs MA	11/23/19	58-46	w	14-5-6	DNP	16-7-0	0-0-0	DNP	DNP	0-2-0	5-6-3	0-0-0	DNP	DNP	4-8-0
vs ASU	11/24/19	48-45	w	4-5-2	DNP	2-8-2	0-1-0	DNP	DNP	3-1-0	19-2-1	DNP	DNP	DNP	15-3-1
ME	11/27/19	46-26	w	9-3-5	DNP	DNP	0-3-0	0-1-0	DNP	2-0-0	4-2-0	0-0-0	DNP	DNP	15-7-0
at PU	12/04/19	40-69	L	2-5-4	DNP	DNP	6-1-0	0-0-0	DNP	2-0-0	7-4-2	0-2-0	2-2-0	DNP	10-5-0
NC	12/08/19	56-47	w	7-3-6	DNP	DNP	4-5-0	DNP	DNP	0-0-0	5-2-1	10-7-0	7-2-0	DNP	12-3-1

				30	53
Opponent	Date	Score		HUFF,JAY	WOLDETENS
at SU	11/06/19	48-34	w	11-12-1	0-0-0
JMU	11/10/19	65-34	w	11-7-2	DNP
CU	11/16/19	60-42	w	13-6-2	5-6-0
VM	11/19/19	61-55	w	9-7-1	2-6-1
vs MA	11/23/19	58-46	w	10-8-0	9-3-0
vs ASU	11/24/19	48-45	w	5-7-0	0-0-0
ME	11/27/19	46-26	w	13-5-0	3-3-2
at PU	12/04/19	40-69	L	11-4-1	0-2-1
NC	12/08/19	56-47	w	0-5-0	11-3-1



## Individual Career History



### Francisco Caffaro

			Total		3-Point		F-Throws		Rebounds											Scoring	
Season	gp-gs	min/avg	fg-fga	pct	fg-fga	pct	ft-fta	pct	off	def	tot	avg	pf	fo	ast	to	blk	stl	pts	avg	
2019-20	5-0	45/9.0	5-6	.833	0-0	.000	3-7	.429	3	6	9	1.8	7	0	0	4	2	2	13	2.6	
TOTAL	5-0	45/9.0	5-6	.833	0-0	.000	3-7	.429	3	6	9	1.8	7	0	0	4	2	2	13	2.6	

### Kihe Clark

			Total		3-Point		F-Throws		Rebounds											Scoring	
Season	gp-gs	min/avg	fg-fga	pct	fg-fga	pct	ft-fta	pct	off	def	tot	avg	pf	fo	ast	to	blk	stl	pts	avg	
2018-19	38-20	1018/26.8	55-157	.350	29-85	.341	33-40	.825	16	73	89	2.3	52	0	97	39	0	28	172	4.5	
2019-20	9-9	311/34.6	24-73	.329	11-32	.344	17-20	.850	2	39	41	4.6	13	0	45	22	3	10	76	8.4	
TOTAL	47-29	1329/28.3	79-230	.343	40-117	.342	50-60	.833	18	112	130	2.8	65	0	142	61	3	38	248	5.3	

### Chase Coleman

			Total		3-Point		F-Throws		Rebounds											Scoring	
Season	gp-gs	min/avg	fg-fga	pct	fg-fga	pct	ft-fta	pct	off	def	tot	avg	pf	fo	ast	to	blk	stl	pts	avg	
2019-20	8-0	48/6.0	4-10	.400	1-3	.333	0-0	.000	0	3	3	0.4	5	0	1	3	0	3	9	1.1	
TOTAL	8-0	48/6.0	4-10	.400	1-3	.333	0-0	.000	0	3	3	0.4	5	0	1	3	0	3	9	1.1	

### Mamadi Diakite

Season	gp-gs	min/avg	Total		3-Point		F-Throws		Rebounds											Scoring	
			fg-fga	pct	fg-fga	pct	ft-fta	pct	off	def	tot	avg	pf	fo	ast	to	blk	stl	pts	avg	
2016-17	32-1	449/14.0	50-92	.543	3-11	.273	18-33	.545	28	54	82	2.6	75	2	6	13	39	8	121	3.8	
2017-18	34-0	532/15.6	75-130	.577	0-0	.000	32-41	.780	31	70	101	3.0	74	1	5	26	16	15	182	5.4	
2018-19	38-22	829/21.8	121-220	.550	5-17	.294	35-50	.700	56	112	168	4.4	81	0	12	34	63	17	282	7.4	
2019-20	9-9	273/30.3	46-99	.465	10-22	.455	17-25	.680	16	43	59	6.6	15	1	3	20	9	10	119	13.2	
TOTAL	113-32	2083/18.4	292-541	.540	18-50	.360	102-149	.685	131	279	410	3.6	245	4	26	93	127	50	704	6.2	

### Jay Huff

			Total		3-Point		F-Throws		Rebounds											Scoring	
Season	gp-gs	min/avg	fg-fga	pct	fg-fga	pct	ft-fta	pct	off	def	tot	avg	pf	fo	ast	to	blk	stl	pts	avg	
2017-18	12-0	106/8.8	17-25	.680	2-7	.286	5-8	.625	6	17	23	1.9	14	1	4	4	14	1	41	3.4	
2018-19	34-0	318/9.4	58-96	.604	14-31	.452	20-30	.667	19	54	73	2.1	50	0	8	17	25	8	150	4.4	
2019-20	9-4	220/24.4	35-59	.593	5-17	.294	8-16	.500	22	39	61	6.8	14	0	7	10	12	5	83	9.2	
TOTAL	55-4	644/11.7	110-180	.611	21-55	.382	33-54	.611	47	110	157	2.9	78	1	19	31	51	14	274	5.0	

### Austin Katstra

			Total		3-Point		F-Throws		Rebounds											Scoring	
Season	gp-gs	min/avg	fg-fga	pct	fg-fga	pct	ft-fta	pct	off	def	tot	avg	pf	fo	ast	to	blk	stl	pts	avg	
2017-18	10-0	19/1.9	4-7	.571	1-4	.250	1-2	.500	0	5	5	0.5	1	0	0	1	0	1	10	1.0	
2018-19	11-0	29/2.6	4-10	.400	2-8	.250	0-0	.000	1	5	6	0.5	4	0	3	1	1	0	10	0.9	
2019-20	1-0	3/3.0	0-2	.000	0-0	.000	0-0	.000	0	5	5	5.0	0	0	0	0	0	0	0	0.0	
TOTAL	22-0	51/2.3	8-19	.421	3-12	.250	1-2	.500	1	15	16	0.7	5	0	3	2	1	1	20	0.9	

### Braxton Key

			Total		3-Point		F-Throws		Rebounds											Scoring	
Season	gp-gs	min/avg	fg-fga	pct	fg-fga	pct	ft-fta	pct	off	def	tot	avg	pf	fo	ast	to	blk	stl	pts	avg	
2018-19	38-6	753/19.8	74-171	.433	18-59	.305	49-67	.731	50	150	200	5.3	66	0	38	28	21	36	215	5.7	
2019-20	6-6	198/33.0	24-50	.480	4-17	.235	10-15	.667	12	38	50	8.3	9	0	10	11	2	8	62	10.3	
TOTAL	44-12	951/21.6	98-221	.443	22-76	.289	59-82	.720	62	188	250	5.7	75	0	48	39	23	44	277	6.3	





## Individual Career History

### Justin McKoy

Season	gp-gs	min/avg	Total		3-Point		F-Throws		Rebounds				pf	fo	ast	to	blk	stl	Scoring	
			fg-fga	pct	fg-fga	pct	ft-fta	pct	off	def	tot	avg							pts	avg
2019-20	9-0	82/9.1	5-12	.417	0-0	.000	4-6	.667	4	9	13	1.4	8	0	0	3	1	1	14	1.6
TOTAL	9-0	82/9.1	5-12	.417	0-0	.000	4-6	.667	4	9	13	1.4	8	0	0	3	1	1	14	1.6

### Casey Morsell

Season	gp-gs	min/avg	Total		3-Point		F-Throws		Rebounds				pf	fo	ast	to	blk	stl	Scoring	
			fg-fga	pct	fg-fga	pct	ft-fta	pct	off	def	tot	avg							pts	avg
2019-20	9-7	275/30.6	18-73	.247	5-41	.122	6-8	.750	4	21	25	2.8	17	0	11	15	2	6	47	5.2
TOTAL	9-7	275/30.6	18-73	.247	5-41	.122	6-8	.750	4	21	25	2.8	17	0	11	15	2	6	47	5.2

### Jayden Nixon

Season	gp-gs	min/avg	Total		3-Point		F-Throws		Rebounds				pf	fo	ast	to	blk	stl	Scoring	
			fg-fga	pct	fg-fga	pct	ft-fta	pct	off	def	tot	avg							pts	avg
2018-19	14-0	43/3.1	3-10	.300	0-3	.000	2-4	.500	3	5	8	0.6	10	0	1	4	2	2	8	0.6
2019-20	4-0	16/4.0	1-2	.500	0-1	.000	0-0	.000	1	1	2	0.5	1	0	0	2	0	0	2	0.5
TOTAL	18-0	59/3.3	4-12	.333	0-4	.000	2-4	.500	4	6	10	0.6	11	0	1	6	2	2	10	0.6

### Kody Stattmann

Season	gp-gs	min/avg	Total		3-Point		F-Throws		Rebounds				pf	fo	ast	to	blk	stl	Scoring	
			fg-fga	pct	fg-fga	pct	ft-fta	pct	off	def	tot	avg							pts	avg
2018-19	18-0	73/4.1	9-21	.429	4-15	.267	8-9	.889	2	9	11	0.6	8	0	2	5	0	1	30	1.7
2019-20	5-3	132/26.4	9-33	.273	2-18	.111	5-5	1.000	3	8	11	2.2	7	0	3	6	7	2	25	5.0
TOTAL	23-3	205/8.9	18-54	.333	6-33	.182	13-14	.929	5	17	22	1.0	15	0	5	11	7	3	55	2.4

### Tomas Woldetensae

Season	gp-gs	min/avg	Total		3-Point		F-Throws		Rebounds				pf	fo	ast	to	blk	stl	Scoring	
			fg-fga	pct	fg-fga	pct	ft-fta	pct	off	def	tot	avg							pts	avg
2019-20	8-7	193/24.1	10-41	.244	6-25	.240	4-4	1.000	1	22	23	2.9	11	0	5	8	0	8	30	3.8
TOTAL	8-7	193/24.1	10-41	.244	6-25	.240	4-4	1.000	1	22	23	2.9	11	0	5	8	0	8	30	3.8