



VIRGINIA

2014-15 VIRGINIA CAVALIER WOMEN'S BASKETBALL GAME NOTES

2014-15 Schedule/Results

Nov. 14	OHIO STATE	W, 87-82
Nov. 16	RADFORD	W, 75-47
Nov. 20	at Xavier	W, 71-62
Nov. 23	AUBURN	W, 66-51
Nov. 28	vs. Toledo%	L, 64-62
Nov. 30	vs. FIU	W, 74-61
Dec. 03	at Illinois	L, 86-63
Dec. 06	DELAWARE STATE	W, 100-62
Dec. 16	LONGWOOD	W, 91-49
Dec. 19	SAINT MARY'S	W, 62-49
Dec. 21	HOWARD	W, 74-53
Dec. 28	Drexel 71, Miami 54\$	
	DAVIDSON \$	L, 67-57
Dec. 29	Miami (OH) 59, Davidson 58\$	
	DREXEL \$	W, 72-66
Jan 04	at Virginia Tech*	W, 62-47
Jan. 08	WAKE FOREST*	W, 72-70
Jan. 11	at No. 21 Syracuse*	L, 70-58
Jan. 15	BOSTON COLLEGE*	W, 68-56
Jan. 18	at No. 4 Louisville* ^{RSN}	L, 67-55
Jan. 21	at RV Miami* ^{ESPN3}	L, 67-58
Jan. 25	GEORGIA TECH*	L, 68-62
Jan. 29	NC STATE*	W, 71-63
Feb. 1	at Clemson* ^{ESPN3}	W, 77-72
Feb. 5	at No. 4 Notre Dame* ^{ESPN3}	L, 75-54
Feb. 12	No. 11 DUKE*	L, 71-45
Feb. 15	No. 7 FLORIDA STATE* ^{RSN}	L, 65-56
Feb. 19	at Pittsburgh* ^{ESPN3}	LOT, 68-63
Feb. 22	VIRGINIA TECH*	W, 73-59
Feb. 26	at No. 15 North Carolina* ^{RSN}	L, 72-70
Mar. 1	No. 8 LOUISVILLE* ^{RSN}	1 p.m.

* ACC game

% Florida International Tournament (Miami, Florida)

\$ Cavalier Classic Tournament

[RSN] - Regional Sports Networks

[ESPN3] - streamed online on ESPN.go.com/watchespn

All Times Eastern

Rankings are Associated Press

Game # 29 • March 1, 2015 • 1 p.m.

John Paul Jones Arena • Charlottesville, Va.



No. 8 Louisville Cardinals (24-4, 12-3 ACC)
at
Virginia Cavaliers (16-12, 6-9 ACC)



Radio: WINA 1070-AM: Jay James, Myron Ripley

TV: ACC Regional Sports Networks: Tom Werme, Debbie Antonelli

The Virginia women's basketball team (16-12, 6-9 ACC) closes out the regular season by hosting No. 8 Louisville (24-4, 12-3 ACC) on Sunday, March 1 at 1 p.m. at John Paul Jones Arena.

Virginia has lost five of its last six games, with four of those losses coming against ranked teams including Thursday's 72-70 game in Chapel Hill. The loss against an unranked team in that stretch was a 68-63 overtime game at Pitt.

Virginia had trailed by nine points, 70-61, with 2:25 left in the UNC game, but freshman guard Mikayla Venson (Arlington, Va.) hit a runner in the lane with 21 seconds remaining to finish erasing the deficit and tie the game, 70-70. North Carolina's Alisha Gray took a shot with one second left on the clock, but missed. UNC's Stephanie Mavunga grabbed the offensive rebound, taking an immediate shot just before the buzzer to score the winning basket.

After making a season-high 25 free throws and shooting 86.2 percent from the stripe against Virginia Tech last Sunday, the Cavaliers shot a season-low 41.2 percent from the line at UNC, making 7 of 17 attempts.

The Cavaliers fared much better with their field goal shooting, making 50.9 percent (28-of-55), the second-straight game, and the sixth time overall this season that UVA shot 50.0 or better.

Junior guard Faith Randolph (Derwood, Md.) scored 24 points, her 10th 20-point game this season. Randolph went 4-of-5 from three-point range, her most-efficient long-range shooting game this season.

Randolph comes into today's game 27 points shy of joining the 1,000 point club. Senior center Sarah Imovbioh (Abuja, Nigeria), who had her 12th double-double of the year at UNC, now needs eight points to reach 1,000 and four rebounds to move onto the Virginia top-10 career rebounding list. Imovbioh's 26 career double-doubles is the ninth-most in program history.

Projected Starting Lineup

G	1	Mikayla Venson	Fr.	11.7 ppg	2.1 rpg	65 assists
• Leads the ACC in three-point shooting percentage (40.0); matched career high w 22pts vs VT						
G	12	Breyana Mason	So.	9.4 ppg	2.6 rpg	101 assists
• Fourth in the ACC in assist-to-turnover ratio 1.9; seventh in assists per game (3.6)						
G	20	Faith Randolph	Jr.	16.9 ppg	3.8 rpg	40 steals/56 assts
• 973 career points; fifth in the ACC in scoring (16.9 ppg); 1st in FT percentage (89.3 percent)						
F	21	Lauren Moses	Fr.	6.1 ppg	5.8 rpg	32 blocks
• Back-to-back double-digit scoring games with 13 points against Virginia Tech and 11 at UNC						
F	42	Sarah Imovbioh	Sr.	12.7 ppg	10.8 rpg	34 steals
• 992 career points; second in the ACC in rebounding 10.8 per game						

QUICK FACTS
THE UNIVERSITY OF VIRGINIA

Name.....The University of Virginia
 Founded.....by Thomas Jefferson in 1819
 Nicknames.....Cavaliers, Wahos, 'Hoos
 Location.....Charlottesville, Va.
 Enrollment.....21,238 (14,898 undergraduate)
 President.....Teresa A. Sullivan (Michigan State '70)
 Athletics Director.....Craig Littlepage (Pennsylvania '73)
 Conference.....Atlantic Coast Conference (ACC)
 Colors.....Orange and Blue
 Official Athletics Websites.....VirginiaSports.com
VirginiaSportsTV.com
 University Website.....virginia.edu

WOMEN'S BASKETBALL INFORMATION

First Season of Basketball.....1973-74
 All-Time Record.....853-409 (42nd year)*
 All-Time Home Record.....417-188*
 John Paul Jones Arena.....116-38 (9th season)*
 University Hall.....302-149
 All-Time ACC Record.....336-194 (35 years)*
 Home Facility.....John Paul Jones Arena (14,593)
 Press Row Phone Number.....434-962-0579
 NCAA Tournament Appearances/Last.....24/2010
 NCAA Tournament Record.....33-24
 WNIT Tournament Appearances/Last.....5/2012
 WNIT Tournament Record.....11-6
 2013-14 Record.....14-17
 ACC Record/Finish.....6-10/10th
 Letterwinners Returning/Lost.....7/4
 Starters Returning/Lost.....2/3
 Newcomers.....4

COACHING & SUPPORT STAFF

Head Coach.....Joanne Boyle
 Career Record.....275-147*
 Virginia Record.....71-54*
 Associate Head Coach.....Kim McNeill
 Assistant Coach.....La'Keshia Frett Meredith
 Assistant Coach.....Cory McNeill
 Asst AD WBB Operations.....Sarah Holsinger
 Assistant Director of Operations.....Hadley Zeavin
 Video Coordinator.....James Rogol
 Athletic Trainer.....Shannon Soares
 Strength & Conditioning.....Robb Hornett
 Equipment Manager.....Matt Althoff

*records through games of 2/26/15

INTERVIEW POLICY

All interview requests for Virginia women's basketball must be made through Melissa Dudek in the Virginia Athletics Media Relations Office. Players' individual phone numbers will not be given to the media at any time. Game day interviews will not be granted until the postgame press conference opportunity. Please give a minimum of 24 hours notice for all interview requests.

MILESTONES

- Two Virginia players have a chance of becoming the 30th and 31st members of the Virginia 1,000 point club
- Faith Randolph has 973 career points, needing 27 points
- Sarah Imovbioh comes into the game with 992 career points, making her 8 points shy of the milestone
- Imovbioh also has 760 career rebounds, four shy of moving into a tie for 10th place on the Virginia all-time rebounding list with monica Wright. Imovbioh is 12 rebounds shy of tying Dawn Staley (1990-92) in ninth place
- Imovbioh pulled in her 300th rebound of the season at UNC. She is the eighth player in program history to grab 300 or more rebounds in a single season
- Mikayla Venson hit her 55th three-pointer of the season at UNC, which ranks 10th on the Virginia single-season made-three-pointer tally
- Breyana Mason had her 100th assist of the season at UNC

SCOUTING LOUISVILLE

- Louisville is No. 6 in the latest RPI rankings
- The Cardinals have won five of their last six games including a 77-60 victory over BC on Thursday night. Their only loss in that span was a 68-52 game last Sunday at Notre Dame
- The Cardinals' defense surrenders the fewest points per game in the ACC (56.6) and have the best assist-to-turnover ratio (1.3)
- The Cardinals have three players averaging double-digit points with Mariya Moore pacing the team at 14.1 per game
- Sara Hammond leads the team with 6.8 rebounds per game

CAVALIERS VS CARDINALS

- The series is tied 1-1 after a then-No. 4 Louisville downed Virginia 67-55 on Jan. 18 at the KFC Yum! Center
- Virginia earned a 74-60 victory on Feb. 9, 1985 at U-Hall in the only other meeting between the two

LAST TIME AT LOUISVILLE

- After coming within one of the program record when they hit 13 three-pointers in the victory over Boston College (Jan. 15), the Cavaliers made just one at Louisville, shooting a season-low 9.1 percent from beyond the arc.
- The Cardinals went 0-of-9 from three-point range, the first time Virginia held an opponent scoreless from beyond the arc since Norfolk State went 0-of-9 in 2012.
- Faith Randolph scored 24 points with five rebounds and three assists against the Cardinals. Randolph, in her third-straight game scoring 23 or more points, made a career-best 11 field goals while taking 22 shots. It was the fourth time this season Randolph took 20 or more shots in a game.
- Sarah Imovbioh scored 11 points with 15 rebounds against the Cardinals, the fourth time this season she had 15 or more rebounds in a game.

ON DECK

- Virginia travels to Greensboro for the 2015 ACC Women's Basketball

HOOS HOT

- Lauren Moses scored 13 points against Virginia Tech and 11 points at UNC, her first back-to-back double-digit games
- In the last two games, Moses is 9-of-13 (69.2 percent) from the field
- Aliyah Huland El scored 12 points at UNC, going 5-of-7 from the field
- Huland El is averaging 9.5 points per game in her last four games
- Mikayla Venson has scored in double-digits in each of the last four games, averaging 14.5 ppg in that span
- Venson is 12-of-13 from the free throw line in the last three games
- Faith Randolph is averaging 20.5 ppg in the last two games, going 14-of-27 from the field (51.8 percent)

SENIOR DAY

- Prior to today's game, there will be a brief ceremony to honor Sarah Beth Barnette
- Barnette played her freshman season at Kentucky before transferring to Virginia where she has been a contributor for the Cavaliers for the last three years, appearing in 72 games. This season, Sarah Beth has put up career-best numbers in almost every statistical category including making 41.7 percent of her shots with a 32.3 percent accuracy from three-point range. She was nominated for the 2015 Allstate Good Works Team for her commitment and service to the Charlottesville community.
- Sarah Imovbioh is listed on the roster as a senior and will be earning her bachelor's degree in May, but is applying to the University of Virginia's Curry School of Education for next year
- When Imovbioh graduates in May, she will meet the NCAA requirements to receive her fourth year of eligibility and plans on returning for the 2015-16 season, therefore she will not be honored as part of Senior Day this year

ACC TOURNAMENT SEEDING

- Virginia comes into the game tied for 10th place in the ACC standings with Georgia Tech, one game behind ninth-place NC State
- The 10-15 seeds will all play first-round games on Wednesday, March 4 while the 5-9 seeds receive a bye into the second round and will begin play on Thursday, March 5. The top four seeds earn a double-bye into the Friday, March 6 quarterfinals
- Virginia owns the tie breaker against NC State, but Georgia Tech has the advantage should they end up tied in the standings with UVA
- The official seedings and complete ACC Tournament bracket will be announced by the conference office on Sunday, March 1

ACC LEADERS (BASED ON NCAA MINIMUMS)

- Faith Randolph leads the ACC in free throw percentage (89.3), ranking 12th nationally
- Randolph is fifth in the ACC in scoring, averaging 16.9 ppg
- Mikayla Venson leads the conference in three-point % at 39.6
- Venson is ninth with 2.0 made-threes per game; she averages 2.3 made-threes in ACC games
- Sarah Imovbioh is second in the ACC in rebounding, averaging 10.8 per game. She has led the conference in this category most of the yr
- Imovbioh is 23rd in the nation in rebounding
- Imovbioh is third in the ACC in field goal shooting percentage (57.6)
- Breyana Mason is fourth in assist-to-turnover ratio (1.9) and seventh in assists per game (3.6)

This Week in the ACC**Thursday, Feb. 26**

North Carolina 72, Virginia 70
Georgia Tech 71, Duke 62
Louisville 77, Boston College 60
Florida State 72, NC State 52
Wake Forest 60, Miami 59
Notre Dame 87, Pitt 59
Syracuse 60, Clemson 55

Saturday, Feb. 28

Georgia Tech at Wake Forest

Sunday, March 1

Louisville at Virginia
Virginia Tech at Boston College
Notre Dame at NC State
Clemson at Pittsburgh
North Carolina at Duke
Florida State at Miami

Last Week in the ACC**Thursday, Feb. 19**

Pitt 68, Virginia 63 OT
Notre Dame 71, Georgia Tech 61
North Carolina 83, Wake Forest 45
Louisville 69, Virginia Tech 49
Syracuse 73, BC 51
NC State 68, Miami 65
Florida State 81, Clemson 38

Sunday, Feb. 22

Virginia 73, Virginia Tech 53
NC State 72, Duke 59
Syracuse 68, Pitt 54
Florida State 86, BC 68
Georgia Tech 71, Clemson 59
North Carolina 66, Miami 65

Monday, Feb. 16

Notre Dame 68, Louisville 52

AP TOP 25
(Week 16 - Feb. 23)

RK	TEAM	RECORD	PTS
1	Connecticut (34)	26-1	850
2	South Carolina	25-1	807
3	Baylor	26-1	786
4	Notre Dame	25-2	750
5	Maryland	24-2	699
6	Tennessee	23-3	692
7	Oregon St	25-2	635
8	Louisville	23-3	618
9	Florida St	25-3	574
10	Arizona St	24-4	515
11	Mississippi St	25-4	483
12	Texas A&M	22-6	464
13	Kentucky	19-7	414
14	Princeton	25-0	401
15	North Carolina	22-6	400
16	Duke	19-8	361
17	Iowa	21-6	263
18	Chattanooga	24-3	246
19	Stanford	20-8	217
20	Rutgers	20-7	164
21	Florida Gulf Coast	25-2	143
22	George Washington	24-3	101
23	Syracuse	20-8	86
24	California	20-7	78
25	Northwestern	21-6	72

Others receiving votes: Seton Hall 44, Minnesota 33, South Florida 30, Nebraska 28, James Madison 18, DePaul 16, Green Bay 16, Texas 9, Oklahoma St 9, Dayton 7, Oklahoma 6, Ohio State 4, Western Kentucky 4, Quinnipiac 2, Wichita St 2, Gonzaga 1, Washington 1, NC State 1

USA TODAY COACHES POLL
(Week 16 - Feb. 23)

1	Connecticut (32)	27-1	800
2	South Carolina	26-1	766
3	Baylor	26-1	734
4	Notre Dame	26-2	706
5	Maryland	25-2	673
6	Tennessee	23-4	622
7	Oregon St	25-2	609
8	Florida St	25-3	562
9	Louisville	23-4	558
10	Arizona St	24-4	493
11	North Carolina	22-6	462
12	Texas A&M	22-6	452
13	Mississippi St	25-4	412
14	Princeton	25-0	332
15	Kentucky	19-8	326
16	Iowa	21-6	311
17	Duke	19-8	301
18	Rutgers	20-7	199
19	Chattanooga	25-3	181
19	Stanford	20-8	181
21	George Washington	24-3	143
22	Florida Gulf Coast	25-2	114
23	Nebraska	19-8	104
24	Texas	18-8	62
25	Seton Hall	24-4	54

Others receiving votes: Syracuse 52, South Florida 46, James Madison 42, Northwestern 40, DePaul 15, California 14, Western Kentucky 10, St. John's 8, Arkansas-Little Rock 4, Minnesota 3, Oklahoma 3, Ohio State 2, Gonzaga 2, Miami (FL) 1, Washington 1

SECOND-HALF SURGE VS HOKIES

- Virginia Tech held a 31-28 lead at halftime. In the 12th lead change of the game, Mikayla Venson hit a jumper to start an 8-2 run that ended with UVa taking a 40-35 lead with 13:38 remaining.
- Virginia led by nine, 50-41, with 8:45 remaining. After Virginia Tech cut the difference to three points with four minutes remaining, Virginia scored six-straight points, including back-to-back scores by Faith Randolph, to put UVa up 55-64 with 2:21 remaining.
- The Cavaliers made nine free throws in the final two minutes to close out the victory.
- Virginia committed 12 turnovers in the first half, but only two in the second period. The Cavaliers shot 56.0 percent (14-of-25) in the second half while going 8-of-19 (42.1 percent) before the break. UVa was 25-of-29 (86.2 percent) from the free throw line, including a 17-of-20 second-half performance

OVERTIME LOSS AT PITT

- A jumper from Aliyah Huland El gave Virginia a 10-point lead with 5:47 remaining, but the Cavaliers did not make another field goal until there were 13 seconds remaining in overtime, going 0-of-7 from the field to close out regulation and 1-of-6 in overtime.
- Virginia never trailed in regulation, closing out the first half on a 9-2 run to take a 30-20 lead into the break and led by as many as 12 in the game
- After shooting 33.3 percent (8-of-24) in the first half, Pitt made 15-of-30 shots during their comeback in the second half. Virginia shot 37.9 percent (11-of-29) in the first half and 35.5 percent in the second half (11-of-31). The Cavaliers were 1-of-9 from three-point range while Pitt made 3-of-20 long-range shots.
- Sarah movbioh scored 18 points, including going 8-of-10 from the free throw line, with 18 rebounds, her 11th double-double of the season. Venson had 11 points.

FLORIDA STATE

- Virginia cut the once 12-point deficit (26-14, 6:02 1st half) to four on four occasions, down to two twice and then got it to one point, 51-50, on a free throw by Syndey Umeri with 7:23 left in the game.
- The Seminoles outscored the Cavaliers 14-6 in the final six minutes to close out the game.
- Mikayla Venson was 4-of-5 from three-point range in the first half. She made her first attempt in the second half, starting the game 5-of-6 from three. She finished 5-of-9. She did not take a two-point shot
- In her first career start, Aliyah Huland El scored a career-high 14 points, going 5-of-9 from the field.
- Sydney Umeri played 34 minutes, scoring seven points with five rebounds, two assists, two blocks and a steal.

BACK TO BACK TO BACK BATTLES

- In the three games before the Notre Game contest, there were a combined 28 lead changes and 23 ties
- Against Georgia Tech, there were 15 ties and 12 lead changes with the Yellow Jackets overcoming a 10-point deficit
- Against NC State, there were six ties and nine lead changes with the Cavaliers overcoming an eight-point deficit
- In the Clemson game, there were seven lead changes and two ties

ACC FRESHMAN OF THE WEEK

- Guard Mikayla Venson was named the ACC Freshman of the Week for the week ending Feb. 1, her first career ACC honor
- Venson averaged 17.0 points and shot 80.0 percent (8-of-10) from 3-point range this week, while helping to lead the Cavaliers to a pair of victories over NC State and Clemson. Venson was 6-of-6 from 3-point range in the victory over NC State, setting the Virginia school record for 3-point efficiency in a game. With Virginia trailing by five points with five minutes left in the game, Venson scored eight-straight points, including hitting a pair of three-pointers, in a span of 2:18 to give Virginia a 63-60 lead. The Arlington, Va., native finished the game with 22 points, and also had a critical block down the stretch to help the Cavaliers get the win over the Wolfpack.
- Venson is the first Cavalier to earn the ACC Freshman of the Week honor since Ataira Franklin earned the accolade on Feb. 14, 2011.
- Sarah Imovbioh is the other Cavalier to earn an ACC weekly honor this season. She was named the Player of the Week after her opening weekend performance against Ohio State

THREE-POINT SHOOTING AGAINST NC STATE AND CLEMSON

- The Virginia shooters combined to make 10 three-pointers at Clemson, the fifth time this season that the team made 10 or more three-pointers in a game
- The Cavaliers shot 52.6 percent from three-point range at Clemson, the third time this season (and the third time in the last six games) they made more than 50 percent of their 3-pters
- In those two games, the Cavaliers were 21-of-34 from three-point range (61.7 percent)
- Virginia is third in the ACC in three-point shooting efficiency at 35.4%

ACC STANDINGS (through games of 2/26/15)

1.	Notre Dame	14-1	27-2
2.	Florida St	13-2	26-3
3.	Louisville	12-3	24-4
4.	Syracuse	11-5	21-8
5.	North Carolina	10-5	23-6
	Duke	10-5	19-9
7.	Miami (FL)	8-7	18-10
	Pittsburgh	8-7	18-10
9.	NC State	7-8	16-12
10.	Virginia	6-9	16-12
	Georgia Tech	6-9	16-13
12.	Boston College	4-11	12-16
13.	Wake Forest	2-13	11-18
14.	Virginia Tech	1-14	10-18
	Clemson	1-14	9-19

THREE-POINT SHOOTING DEFENSE

- Virginia's five opponents prior to the Clemson game were held to less than 25 percent shooting from three-point range and were a combined 15-of-84 (17.8 percent)
- In the Louisville game, the Cardinals went 0-of-9 from three-point range, the first time Virginia held an opponent scoreless from beyond the arc since Norfolk State went 0-of-9 in 2012.
- Miami was just 1-of-12 from three-point range in the first half and finished the game shooting 21.1 percent (4-of-19)
- Georgia Tech was 2-of-15 (13.3 percent) from three-point range, 1-of-7 in the first half and 1-of-8 in the second half
- NC State missed its first eight three-point attempts and finished the game 6-of-26 (23.1 percent)
- Clemson snapped the streak by shooting 38.1 percent (8-of-21)
- Notre Dame started a new streak, going 2-of-8 (25.0 percent) from three

NON-STARTERS

- In the Louisville and Miami games, the Virginia "bench" scored a combined seven points, three at Louisville and four at Miami, going a combined 1-of-8 from the field
- The non-starters only had two field goal attempts at Miami, a layup from Sydney Umeri and a blocked jumper from Aliyah Huland El. Sarah Beth Barnette was fouled while attempting a three-pointer, scoring two points from the free throw line
- Against Georgia Tech, the non-starters contributed nine points with Aliyah Huland El scoring seven points, all in the first half. Sydney Umeri scored on a second-half layup

RECORD-SETTING SINGLE-GAME PERFORMANCES

- Mikayla Venson's 6-for-6 three-point shooting performance against NC State was the best long-range shooting in program history, besting three players who have gone 5-of-5 from outside the arc in a game including Donna Holt (1988), Tammi Reiss (1990) and Kate Mooney (1997).
- Only one other player, Makenzi Morrison of BYU, has made more three-pointers in a game this season without a miss. Morrison went 7-of-7 against Pepperdine
- Venson was one trey shy of matching the program record for made-threes in a game with Mimi McKinney (1998), Kate Mooney (1998) and Monick Foote (1995) each having made seven threes in a game (on no fewer than 12 attempts)
- This was the second time this season a Cavalier rewrote a single-game record. Sarah Imovbioh set the school record for rebounds in a single game in the opener against Ohio State, grabbing 24 rebounds

HOT SHOOTING PERFORMANCES

- Sarah Imovbioh was 9-of-11 (81.8 percent) from the field against Howard, topping her previous-best shooting, a 7-of-9 night against Auburn. She was also 7-of-9 in the final non-conference game against Drexel.
- Mikayla Venson was 6-of-8 from the field against Radford and 3-of-4 against Auburn. All four of her shots against Auburn were treys
- Venson was 5-of-7 from the field against FIU
- Breyana Mason was 4-of-6 (66.7 percent) shooting against Auburn
- Aliyah Huland El went 2-of-3 from 3-point range against FIU
- Sydney Umeri was 4-of-7 at Illinois and 3-of-4 against DSU
- Lauren Moses was 4-of-5 for 8 pts against Wake
- Breyana Mason was 7-of-9 against Georgia Tech with all nine attempts coming inside the 3 pt line
- Venson was 7-of-8 overall and 6-of-6 from three-point range against NC State
- Aliyah Huland El was 5-of-7 at North Carolina

DISHING IT OUT

- Breyana Mason had seven assists against Delaware State
- Mason matched that mark with seven assists against Boston College (with one TO)
- Mason had six assists in the loss to Duke
- Sarah Beth Barnette had a career-high five assists against DSU
- Ten out of Virginia's 11 players had at least one assist against DSU
- Faith Randolph had her second five-assist game of the season against NC State
- Breyana Mason had eight assists at UNC

TURNOVERS

- The Cavaliers forced 25 turnovers against FIU, scoring 31 points off the miscues. Virginia only turned the ball over seven times in the game.
- The Cavaliers forced 20 Radford turnovers while only committing five.
- Both Mikayla Venson and Sarah Imovbioh had five steals against FIU.
- Seven different players had at least one steal against Radford.
- Virginia is second in the ACC in fewest turnovers per game

INSIDE VIRGINIA WOMEN'S BASKETBALL RADIO SHOW

The Inside Virginia Women's Basketball Show, live from its new location at Buffalo Wild Wings in the Barracks Road Shopping Center, will return on Jan. 5. The radio program, hosted by Channing Poole and featuring head coach Joanne Boyle, players and other members of the Virginia women's basketball program, will air on WINA-1070 AM from 6-7 p.m. on the following days:

Monday, Jan. 5
Monday, Jan. 12
Monday, Jan. 19
Monday, Jan. 26
Tuesday, Feb. 3
Monday, Feb. 9
Tuesday, Feb. 17
Monday, Feb. 23
Monday, March 9

NATIONAL GIRLS & WOMEN IN SPORTS DAY

In addition to the halftime ceremony honoring this year's nominee, National Girls and Women in Sports Day will also feature a pre-game sports festival held in the men's basketball practice court at John Paul Jones Arena. The festival will include multiple sports stations for youth to visit, including basketball, field hockey, football, golf, lacrosse, soccer and volleyball. Youth completing all seven stations will receive a complimentary T-shirt. Admission to the festival, to take place from 12:30 to 1:45 p.m., is free with a game ticket.

Jan. 25 vs. Georgia Tech

PLAY4KAY

The annual "Pink Game" will feature the team decked out in pink gear. Wear pink to help raise Breast Cancer Awareness.

Feb. 15 vs. Florida State

THREE-POINT SHOOTING

- The Cavaliers were 7-of-10 from three-point range against Auburn, the first time Virginia had a 70 percent or better three-point efficiency since making 5-of-7 (71.4 percent) against UCSB in an NCAA Tournament game in 2008.
- The Cavaliers made 13 threes against Boston College, one shy of matching the school record
- Faith Randolph was 9-of-16 (56.3 percent) from three-point range through the first four games of the year
- Breyana Mason went 5-of-7 from three point range in the opener against Ohio State, but hadn't taken another three-point shot until going 0-for-1 against Toledo
- Mason went 4-of-5 against Boston College
- Mikayla Venson made five of her seven three-point attempts against Delaware State. Venson had another five-3 ptr game, making five of Virginia's 10 treys against Wake Forest, going 5-of-10 from long range
- The Cavaliers shot a season-best 73.3 percent (11-of-15) from three-point range, the third-highest team three-point shooting percentage in a game this season with only Stephen A. Austin's 83.3 percent (10-of-12) against Central Arkansas and Chattanooga's 75 percent (12-of-16) posting higher efficiencies while making at least 10 treys.
- The 11 makes from long range was the fourth time this season Virginia made 10 or more three-pointers in a game. Since 2008-09, Virginia has only had five games in which the squad has made at least 10 threes in a game. The Cavaliers went 6-of-7 from three-point range in the first half and made eight of their first nine attempts (88.9 percent).
- Venson went a school-record 6-of-6 from three against NC State
- The Cavaliers started the Clemson game making six of their first nine three-point shots. They finished the game 10-of-19 (52.6 percent)

ACC LEGENDS

- Former Audra Smith (1989-92) is a member of the 11th annual class of the ACC Women's Basketball Legends presented by New York Life
- The Cavaliers will face Smith this week as she is in her second season as the head coach of the Clemson Tigers
- During Smith's four-year playing career at Virginia (1989-92), the Cavaliers went 113-18, made three trips to the Final Four and won two ACC Championships. After graduating from Virginia with a degree in sociology in 1992, she worked in her hometown of Milledgeville, Georgia, before joining Debbie Ryan's staff in 1994, serving as an assistant coach. Smith served as the recruiting coordinator beginning in 2000, before leaving in 2004 to become the head coach at Alabama Birmingham. At UAB, Smith amassed a 57-39 record with her teams finishing with a winning record in each of her last four seasons there. On April 8, 2013, Smith was named the head coach at Clemson.

Blue Ribbon Panel ACC Preseason Poll

1. Notre Dame (835 points, 38 1st Pl)
2. Duke (733, 1 1st Pl)
3. Louisville (724, 2 1st Place)
4. North Carolina (707)
5. Florida State (545)
6. Syracuse (536)
7. Georgia Tech (508)
8. Miami (421)
9. NC State (407)
- 10. Virginia (334)**
11. Wake Forest (295)
12. Virginia Tech (184)
13. Boston College (178)
14. Clemson (169)
15. Pittsburgh (144)

Blue Ribbon Panel Preseason All-ACC Team

Elizabeth Williams, Sr., C/F, Duke
Kaela Davis, So., G, Georgia Tech
Sara Hammond, Sr., F, Louisville
Allisha Gray, So., G, North Carolina
Stephanie Mavunga, So, F, UNC
Xylina McDaniel, Jr., F, North Carolina
Lindsay Allen, So., G, Notre Dame
Jewell Loyd, Jr., G, Notre Dame
Brittney Sykes, Jr., G, Syracuse
Dearica Hamby, Sr., F, Wake Forest

Blue Ribbon Panel Preseason ACC Player of the Year

Jewell Loyd, Jr., G, Notre Dame

Blue Ribbon Panel ACC Newcomer Watch List

Sierra Calhoun, Fr., G/F, Duke
Rebecca Greenwell, R-Fr., G, Duke
Shakayla Thomas, Fr., F, Florida State
Mariya Moore, Fr., G, Louisville
Brianna Turner, Fr., G, Notre Dame

ALLSTATE WBCA GOOD WORKS TEAM NOMINEE

- Sarah Beth Barnette is one of six ACC student-athletes that have been nominated for the 2015 Allstate WBCA Good Works Team
- This prestigious community service award recognizes a distinguished group of student-athletes who have demonstrated a commitment to enriching the lives of others and contributing to the greater good in their communities as well as exhibiting exceptional leadership skills and an unwavering commitment to volunteerism.
- Barnette was not on the final roster of five Division I student-athletes announced in February

AT NOTRE DAME

- An and-one by Sydney Umeri with 15:26 remaining cut the deficit to seven, 49-42, the closest the Cavaliers would come.
- Virginia scored two points in the final 5:44 of the game.
- Virginia was 2-of-11 (18.2%) from three-point range. UND was 2-of-8 (25.0 percent)
- Faith Randolph scored 14 points in the first half, starting the game making 6 of 9 shots in the half. She finished the game with 16 points, going 7-of-13
- Sarah Imovbioh made zero field goals, going 0-fo-3, but scored three points on 3-of-4 free throw shooting. Imovbioh also added three assists and a steal.

CONTAINING CLEMSON COMEBACK BID

- After a hot-shooting first half in which the team made nine three-pointers and shot 62.1 percent, the Cavaliers built up a 19-point lead, 53-34, with 17:41 left in the game. Virginia started the second half making just five of its first 21 field goal attempts (23.8 percent) while the Tigers chipped away at the lead. Clemson erased the last of the deficit and took a 68-67 on a three-pointer after having an initial shot blocked but kicking out the offensive rebound to Chelsea Lindsay on the perimeter with four minutes left in the game.
- Clemson went 0-of-6 from the field in the final three minutes while Virginia got a key putback from freshman forward Lauren Moses (Mount Holly, N.J.) with 1:47 left in the game. Virginia made six free throws in the final 2:30 to shore up the 77-72 victory.

NATIONAL GIRLS & WOMEN IN SPORTS DAY

Meghan O'Leary, a former two-sport student-athlete and Jefferson Scholar at Virginia and current member of the USRowing Board of Directors, will be honored on National Girls and Women in Sports Day when the Cavalier women's basketball team hosts Georgia Tech on Sunday, Jan. 25 at 2 p.m. at John Paul Jones Arena.

National Girls and Women in Sports Day brings national attention to the achievements of female athletes and to issues facing girls and women in sport. The event is co-sponsored by the University of Virginia Athletics Department and the University of Virginia Women's Center.

The theme of this year's event is "Bold in the Pursuit of Excellence."

O'Leary was a two-sport student athlete at Virginia playing volleyball for two seasons (2003-04) and softball for four years (2005-08), including being named the softball team captain in 2008. She was a Jefferson Scholar and a five-time member of the Atlantic Coast Conference Academic Honor Roll. Following graduation, O'Leary was a full-time staff member in production and programming for ESPN.

In 2010, O'Leary's career took a dramatic turn after picking up an oar for the first time and discovering she had a love for rowing. By 2011, she joined the USRowing National Training Center in Princeton, N.J., and since has earned a spot on two U.S. Senior National Teams (2013-14) and is an Olympic hopeful for 2016. O'Leary has represented America at the last two World Rowing Championships in the women's double sculls and in 2014 was named the Female Athlete Representative on the USRowing Board of Directors.

O'Leary will be the featured guest at a pre-game reception and she will be honored on the court at halftime of the Virginia-Georgia Tech women's basketball game.

National Girls and Women in Sports Day will also feature a pregame sports festival held in the men's basketball practice court at John Paul Jones Arena. The festival will include seven sports stations for youth to visit, including basketball, field hockey, football, golf, lacrosse, soccer, and volleyball. The festival will take place from 12:30-1:45 p.m. Youth completing all seven stations will receive a complimentary t-shirt. Admission to the festival is free with a game ticket. There will also be activities for youth set-up in the main lobby of the arena starting at 12:30 p.m., including a photo booth, a sign-making station, face painting, a balloon artist, and inflatable games.

Recent honorees at Virginia's National Girls and Women in Sports Day celebration include two-time volleyball MVP and philanthropist Amy (Mitchell) Griffin, Olympic-gold-medal swimmer Lauren Perdue, Paige Selenski and Michelle Vittese (members of the Cavalier field hockey team and gold-medal winners at the 2011 Pan Am games with USA Field Hockey), Natalie Randolph (former UVa track standout and varsity football coach at Calvin Coolidge High School in Washington, D.C.) and Lindsay Shoop (former UVa rower and Olympic gold medalist).

WIN OVER THE WOLFPACK

- With Virginia trailing by five points with five minutes left in the game, Mikayla Venson scored eight-straight points, including hitting a pair of three-pointers, in a span of 2:18 to give Virginia a 63-60 lead. After NC State narrowed the gap back to one, 64-63, with 1:13 remaining, Venson kicked the ball out to Breyana Mason who hit UVA's 11th three-pointer with 52 seconds remaining. After a pair of UVA free throws increased the lead to 69-63, NC State's Jennifer Mathurin took a three-point shot that was blocked by Venson. Mason scooped up the rebound and was fouled, going to the line to convert two free throws with seven seconds remaining to give the Cavaliers a 71-63 victory.
- Venson matched her career high with 22 points, going 7-of-8 overall and 6-of-6 from three-point range. Her 6-of-6 performance was the best long-range shooting in program history, besting three players who have gone 5-of-5 from outside the arc in a game including Donna Holt (1988), Tammi Reiss (1990) and Kate Mooney (1997).
- The Cavaliers made eight of their first nine three-point attempts and finished the game making 11 of 15 (73.3 percent). The Wolfpack went 6-of-26 from three with Mathurin making four of the long-range goals.

ROAD LOSS AT MIAMI

- Virginia held a 27-25 advantage at halftime, but the Hurricanes outscored the Cavaliers 42-31 in the second half
- Both teams shot less than 40 percent in the game with Miami going 25-of-64 (39.1 percent) while Virginia was 19-of-49 (38.8 percent) from the field.

13-3'S VS BC

- The Cavaliers hit 13 three-pointers, including going 10-of-16 from long range in the first half, while limiting the Eagles to just three long-range baskets. Virginia shot just 36.1 percent overall in the game (22-of-61), but made 50.0 percent of its three-point attempts (13-of-26).
- Virginia's 13 three-pointers was one shy of tying the program record for made-threes in a game. It was the third time this season that UVA made 10 or more three-pointers in a game.
- The Cavaliers had 16 assists, including the seven by Mason, on 22 field goals.
- Faith Randolph had her second-straight 20-point game, scoring 23 points, including going 4-of-6 from three-point range, with six rebounds.
- Breyana Mason scored 12 points, going 4-of-5 from three-point range, with seven assists and two steals.
- Sarah Imovbioh had her eighth double-double of the season, with 11 rebounds while scoring all 10 of her points in the second half.

COLD SHOOTING AT 'CUSE

- Virginia got off to a slow start in the first half, going making 10 of 39 shot attempts in the period including starting the game 1-of-12, while the Orange made eight three-pointers to take a 41-23 lead into halftime. The Cavaliers briefly cut the deficit to single digits with 12:30 remaining in the game, but Syracuse's timely three-pointers cut down Virginia's comeback attempts.
- Faith Randolph paced the Cavaliers at Syracuse with her sixth 20-point game of the year, scoring 24 points. Randolph made 10 field goals, scoring six of Virginia's 10 buckets in the first half, her second 10-basket performance of the season. Randolph also took 22 shots in the game, the third time this season she attempted 20 or more in a game.
- Lauren Moses matched her season high with 13 rebounds against Syracuse, grabbing 11 of those in the first half.

CAVALIERS COMEBACK VS WAKE

- Virginia earned a 72-70 home victory over Wake after trailing by nine points with 7:27 left in the game
- Mikayla Venson scored 16 of her 21 points in the final 6:39 of the game
- Venson scored Virginia's final 10 points, including hitting a pair of free throws with 1.0 seconds remaining.
- Venson went 5-of-10 from three-point range
- Lauren Moses had a well-balanced game, scoring eight points on 4-of-5 shooting, with seven rebounds, two assists and two steals. Moses also had three blocked shots, including batting down a potential game-winning attempt by the Demon Deacons in the final 18 seconds of the game.

CAVALIERS OPEN ACC PLAY

- Virginia's 62-47 victory over Virginia Tech in the ACC opener was the first time since 2008-09 that the Cavaliers won the first conference game of the season.
- Virginia hadn't started the season 2-0 in conference play since 2007-08
- The victory over the Hokies was the 17th-consecutive win in the series for the Cavaliers.
- The Cavaliers hit eight three-pointers, including making five in the first half.
- Breyana Mason was one of three Cavaliers to finish the game scoring in double digits, putting up 16 points, including making a pair of 3 pts.
- Mikayla Venson scored 13 points, going 5-of-11 from the field overall and 3-of-7 from three-point range.
- Sarah Imovbioh had 11 rebounds while also scoring nine points.
- Virginia Tech's Rachel Camp scored 23 points, including making one of VT's three three-pointers.

ACTING HEAD COACH

• Associate head coach Kim McNeill served as the acting head coach for three games (Longwood, Saint Mary's, Howard), while Joanne Boyle was finalizing an adoption. McNeill went 3-0 in those games. The wins will still be reflected in Boyle's career record.

CAVALIER CLASSIC TOURNAMENT

- For the first time, the Cavalier Classic, which dates back to 1976, had pre-determined match-ups as opposed to a true "classic" format.
- All four teams finished with 1-1 records.
- Virginia fell 67-57 against Davidson, bouncing back with a 72-66 victory over Drexel
- Sarah Imovbioh and Faith Randolph were named to the six-player All-Tournament team
- Imovbioh scored 40 pts with 28 rebs, four assts and five steals
- Randolph scored 27 pts with four rebs, 3 assts and 2 steals
- The Cavaliers had their worst-shooting game of the year, going 31.3 percent from the field against Davidson. Imovbioh went 9-of-11 from the field, with the rest of the team combining to go 12-of-51 (23.5 percent)
- Virginia had four players finish in double-digits against the Dragons. The Cavaliers made their last 14 free throws in the game, including going 6-of-6 from the line in the final 32 seconds.

100-POINT GAME

- Virginia defeated Delaware State, 100-62, before finals break
- After Delaware State tied the game, 11-11, on a pair of free throws seven minutes into the game, Virginia went on a 30-4 run, including a span in which UVa scored 18-straight points.
- The Cavaliers went into halftime with a 55-25 lead with three players already with double-digit points. Virginia outscored Delaware State, 45-37, in the second half.
- Freshman forward Jae'Lisa Allen scored a lay-up with 17 seconds remaining in the game, the first points of her career, to give UVa its first 100-point game since the Cavaliers scored 110 points in a Nov. 18, 2009 game against USC Upstate.
- Virginia had five players finish the game scoring in double figures. Mikayla Venson had the first 20-point performance of her career, finishing with 22 points, going 8-of-10 from the field, including 5-of-7 from three-point range.
- Breyana Mason scored 16 points while also dishing seven assists with three rebounds and three steals.
- Sarah Beth Barnette had a career-high 11 rebounds to lead the team while also scoring nine points with five assists a block and a steal.

LAST ROAD GAME OF 2014

• The Illinois game was Virginia's last road contest of the calendar year. The Cavaliers will not hit the road again until kicking off ACC play at Virginia Tech on Jan. 4, 2015 and will not leave the Commonwealth until playing at Syracuse on Jan. 11.

ACC/BIG TEN CHALLENGE

- The Cavaliers now have a 5-3 record all-time in the Challenge after falling 86-63 at Illinois.
- For only the second time in ACC/Big Ten Challenge history, the challenge ended in a tie with each conference winning seven games
- The ACC moves to 6-0-2 all-time in the Challenge with a 54-39 record against the Big Ten in Challenge games.
- Virginia started the game in a 13-0 deficit after going 0-for-8 from the field while also committing five turnovers before making their first field goal 8:12 into the contest.
- The Illini, who led 38-22 at the break, started the second half on a 21-5 run to put the game out of reach.
- Junior guard Faith Randolph (Derwood, Md.) led the Cavaliers with 16 points. Freshman forward Lauren Moses (Mount Holly, N.J.) had a season-high 13 rebounds, scoring five points with two blocked shots.
- The Illini shot 50.0 percent, including making 17 of 28 shots (60.7 percent) in the second half. Virginia shot 37.5 percent in the game. The Cavaliers held a 42-29 rebounding edge. UVa committed 18 turnovers while the Illini turned the ball over 11 times.

FIU THANKSGIVING CLASSIC TOURNAMENT

- Faith Randolph was named to the All-Tournament team, scoring 21 points against Toledo and 16 against FIU
- The Cavaliers suffered their first defeat of the season, falling 64-62 in their opening-round game against Toledo. Virginia held a 10-point lead, 51-41, with 11 minutes remaining in the game, but Florida International chipped away at the deficit, coming back to tie and then take a 56-55 lead with 3:22 remaining. The final minute of play included three lead changes beginning with Toledo taking a 61-60 lead with 32 seconds remaining after Virginia committed an offensive foul. Mikayla Venson swung the score back in UVa's favor, pulling up for a free-throw-line jump shot with 13 seconds remaining. Zanoguera hit a three-pointer with five seconds left in the game to give the Rockets a 64-62 lead. Venson fired off a three-point attempt as the buzzer sounded, but it clanged off the rim.

- In the consolation final, Virginia earned a 74-61 victory over FIU.
- Virginia, which led the entire game, forced 25 FIU turnovers, scoring 31 points off the miscues.
- Virginia had four players finish the game with double-digit points, led by Sarah Imovbioh who logged her fourth double-double of the season with 16 points and 10 rebounds while also matching a career high with five steals.
- Virginia went 7-of-7 from the field to start the game and 5-of-5 to start the second half.

RAINING THREES VS AUBURN

- Virginia won its fourth-straight game, 66-51
- The Cavaliers broke open a five-point game by going on a 19-3 run early in the second half, making 10 of their first 13 field goal attempts in the period while Auburn went 3-of-14 in the same span. The Tigers also committed five turnovers during that same span.
- Virginia's hot-shooting second-half performance propelled the Cavaliers to a 20-point advantage with 9:16 remaining in the second half. Virginia held a 21-point lead heading into the final two minutes of play, but Auburn capitalized on four late UVa turnovers to go on a 6-0 run to close out the game.
- The Cavaliers shot 70.0 percent from three-point range, making seven of 10 while Auburn was 8-of-20 for 40.0 percent. It was the first time Virginia had a 70 percent or better three-point efficiency since making 5-of-7 (71.4 percent) against UCSB in an NCAA Tournament game in 2008.
- Sarah Imovbioh had her third double-double of the season, reaching double figures in points and rebounds by halftime and finishing with 21 points and 13 rebounds. Faith Randolph scored 18 points on 6-of-13 shooting, including going 3-of-4 from three-point range. Mikayla Venson scored 10 points.

ACC PLAYER OF THE WEEK (NOV. 17)

- Virginia senior center Sarah Imovbioh has been named the Atlantic Coast Conference Women's Basketball Player of the Week
- Imovbioh set the Virginia single-game rebounding record with 24 boards against Ohio State, and accounted for almost half of Virginia's 51 total rebounds in the game.
- Against Radford, Imovbioh only played 20 minutes, but still nearly had another double-double with 14 points and 9 boards.
- Imovbioh averaged 16 points and 16.5 rebounds in UVa's two wins.
- Imovbioh is the first Cavalier to earn this honor since Chelsea Shine was named the ACC Player of the Week on Nov. 21, 2011 after Virginia upset No. 3 Tennessee, 69-64, in overtime.

ROAD WIN AT XAVIER

- Virginia led nearly the entire game, taking a 37-25 lead into halftime.
- Xavier made just one three pointer on 11 attempts in the first half, but went 7-of-14 after the break, including Jada Byrd hitting a three-pointer as time expired, to cut the final deficit to single digits.
- The Cavaliers were 3-of-7 from three-point range and 10-of-12 from the free throw line, shooting 46.8 percent overall from the field. Virginia outrebounded Xavier, 44-33, with UVa scoring 17 second-chance points.
- Faith Randolph scored 26 points, matching her career high. Randolph went 8-of-8 from the free throw line, helping her to her second 25-point game of the season.
- Sarah Imovbioh finished with 18 points and 13 rebounds.
- Breyana Mason (6) and Mikayla Venson (5) accounted for 11 of Virginia's 14 assists.

ROUTING RADFORD

- Virginia closed out the opening homestand with a 75-47 victory over Radford.
- UVa had four players end the game in double-figures. Mikayla Venson (12 points on 6-of-8 shooting), Sarah Imovbioh (14 points with nine rebounds in 20 minutes on the court), Breyana Mason (11 points, five assists.) And Faith Randolph (11).
- Virginia never trailed in the game, holding a 31-21 advantage at halftime and outscored the Highlanders 44-26 after the break.
- Virginia forced 20 turnovers, with seven different Cavaliers getting at least one steal, scoring 21 points off the miscues. Radford outrebounded Virginia 43-38, scoring 23 second-chance points to Virginia's 13.

OHIO STATE OPENER

- Virginia topped OSU, 87-82 in the season-opener
- Sarah Imovbioh pulled in a school-record 24 rebounds while also scoring 18 points
- The game, which featured 18 lead changes and six ties, was knotted 79-79 with a minute remaining. Randolph drove through the Ohio State zone, converting a lay-up with 51 seconds left on the clock to give UVa an 81-79 advantage. After Ohio State missed a three-pointer on the opposite end, Lauren Moses came up with the rebound, her seventh of the game. The Cavaliers went 6-for-6 from the free throw line in the final 36 seconds of the game to secure the season-opening victory.
- Breyana Mason scored a career-high 22 points, going 8-of-11 from the field including making five of seven three-point attempts, with six assists.
- Faith Randolph led the Cavaliers with a 25 pts
- Virginia has won nine of its last ten season-openers and has never lost a home opener at John Paul Jones Arena, winning its first home game in each of the last 15 seasons.

2015-16 RECRUITING CLASS

- The Cavaliers signed three post players (two forwards and a center) to join the team in 2015-16
- Debra Ferguson, a 6-4 center from Madison Heights, Va., has averaged 10.7 points, 8.0 rebounds and 2.3 blocks per game.
- Ferguson, whose Amherst County High is located an hour south of Charlottesville, is a two-time Second-Team All-Seminole District honoree and also named First-Team All-Conference 23 last season.
- Moné Jones, a 6-3 forward from Durham, N.C., averaged 10 points, eight rebounds, six blocks and 1.5 assists per game last season, helping to lead Riverside High to the state tournament's elite eight.
- Jones is ESPN-W's No. 61 overall recruit and ranked No. 11 at her position.
- Jones earned PAC 6 All-Conference honors in 2012, 2013, and 2014 in both basketball and volleyball.
- Jones participated in the 2014 USA Basketball Women's U18 National Team Trials last May.
- Shakyna Payne, a 6-3 forward from Acworth, Ga. (the same hometown as sophomore forward Sydney Umeri), averaged 12.6 points, 10.7 rebounds and 1.2 blocks per game last season

FUTURE HOO NEWS

- Moné Jones, a 6-3 senior forward at Riverside High in Durham, N.C. who has signed an NLI to join the Cavaliers next season, was a nominee for the McDonald's All-American game
- Jones is averaging 15.8 points, 8.5 rebounds, 2.3 assists and 1.4 blocks per game for the Pirates
- She was not named to the roster of 24 players for the April 1 game that was announced on Wednesday, Jan. 28

HIGH POWERED PREP SCORING

- The Cavaliers have four players who scored over 1800 points in their prep careers.
- Aliyah Huland El leads the pack with 2286 followed by Breyana Mason at 1979, Sarah Beth Barnette at 1928 and Lauren Moses at 1823.
- Mason was the 2013 Gatorade High School State Player of the Year for Virginia.
- Barnette was the 2010 Gatorade High School State Player of the Year for Kentucky as well as being named Miss Kentucky Basketball

NO. 13 RECRUITING CLASS MAKING ITS DEBUT

- The players that made up the Cavaliers second-straight top-15 recruiting class are poised to make their collegiate debuts.
- Point guard Mikayla Venson (Arlington, Va.) was the No. 8 player at her position according to Hoop-Gurlz and the top-ranked recruit in the state of Virginia despite only playing high school basketball her freshman season at Yorktown.
- Venson played AAU ball through her junior year, but hasn't played in an official basketball game in over a year.
- Another five-star recruit, wing Aliyah Huland El (Randolph, N.J.) scored over 2,200 points in her high school career, while also setting records for rebounds, assists and blocks.
- Huland El was a three-sport star at Randolph High School in New Jersey, also setting school records in volleyball for career kills (despite only playing three years) and holds the school record in the triple jump.
- Forward Lauren Moses led Rancocas Valley Regional High School to four-straight State Championship games and two stats titles (2011, 13).
- Moses was Rancocas Valley's all-time leading scorer, breaking the previous mark set by UVa alum Demya Walker.
- Jae'Lisa Allen made her collegiate debut against Radford, playing the final four minutes of the game

2014-15 VIRGINIA WOMEN'S BASKETBALL

NUMERICAL

NO.	NAME	POS.	HT.	CLASS	HOMETOWN / PREVIOUS SCHOOL
1	Mikayla Venson	Guard	5-7	FR	Arlington, Va./Yorktown
2	Jae'Lisa Allen	Forward	6-2	FR	Pine Bluff, Ark./White Hall
3	Sarah Beth Barnette	Forward	6-2	SR	Lexington, Ky./Lexington Christian Academy
10	J'Kyra Brown*	Guard	5-11	SO	Rocky Mount, N.C./Rocky Mount
12	Breyana Mason	Guard	5-8	SO	Woodbridge, Va./Forest Park
13	Tiffany Suarez	Guard	5-11	SO	Miami, Fla./Our Lady of Lourdes
15	Jaryn Garner	Guard	5-7	JR	Sewell, N.J./Germantown Academy (Pa.)
20	Faith Randolph	Guard	5-10	JR	Derwood, Md./Our Lady of Good Counsel
21	Lauren Moses	Forward	6-2	FR	Mount Holly, N.J./Rancocas
23	Aliyah Huland El	Guard	6-1	FR	Randolph, N.J./Randolph
42	Sarah Imovbioh	Center	6-2	SR	Abuja, Nigeria/St. Anne's-Belfield (Va.)
44	Sydney Umeri	Forward	6-1	SO	Acworth, Ga./The Lovett School

ALPHABETICAL

NO.	NAME	POS.	HT.	CLASS	HOMETOWN / PREVIOUS SCHOOL
2	Jae'Lisa Allen	Forward	6-2	FR	Pine Bluff, Ark./White Hall
3	Sarah Beth Barnette	Forward	6-2	SR	Lexington, Ky./Lexington Christian Academy
10	J'Kyra Brown*	Guard	5-11	SO	Rocky Mount, N.C./Rocky Mount
15	Jaryn Garner	Guard	5-7	JR	Sewell, N.J./Germantown Academy (Pa.)
23	Aliyah Huland El	Guard	6-1	FR	Randolph, N.J./Randolph
42	Sarah Imovbioh	Center	6-2	SR	Abuja, Nigeria/St. Anne's-Belfield (Va.)
12	Breyana Mason	Guard	5-8	SO	Woodbridge, Va./Forest Park
21	Lauren Moses	Forward	6-2	FR	Mount Holly, N.J./Rancocas
20	Faith Randolph	Guard	5-10	JR	Derwood, Md./Our Lady of Good Counsel
13	Tiffany Suarez	Guard	5-11	SO	Miami, Fla./Our Lady of Lourdes
44	Sydney Umeri	Forward	6-1	SO	Acworth, Ga./The Lovett School
1	Mikayla Venson	Guard	5-7	FR	Arlington, Va./Yorktown

*will sit out the 2014-15 season

PRONUNCIATION GUIDE

Jae'Lisa Allen	JAY-lisa
J'Kyra Brown	Juh-KYE-rah
Aliyah Huland El	ah-LEE-uh HOO-land ELLE
Sarah Imovbioh	lh-MOE-bee-OH
Breyana Mason	bre-AHHH-na
Sydney Umeri	EW-merry
La'Keshia Frett Meredith	Lah-KEY-shah

JAE'LISA ALLEN #2

Freshman • Forward • 6-2 • Pine Bluff, Ark. • White Hall



2014-15

- Made her collegiate debut against Radford (11/16), playing the final four minutes of the game
- Scored her first collegiate points in the final 30 seconds of the Delaware State game, giving the Cavaliers the basket that pushed them to the century mark

HIGH SCHOOL

- 2011-14 All-Conference
- 2014 All-State
- 2014 Full Court Award
- 2012 and 2013 All-Tournament honoree at the Music City Madness tournament
- 2014 McDonald's All-America nominee

PERSONAL

- Mother is Lisa Ruth
- Has volunteered her time with Toys for Tots, Special Olympics and the Salvation Army Bell-Ringing Campaign
- Enjoys singing and drawing
- Undeclared major

2014-15 GAME-BY-GAME:

Opponent	GS	FG-FGA	3FG-3FGA	FT-FTA	Off-Def	Total Reb	PF	Points	A	TO	Blk	Stl	Min
OHIO STATE	DNP												
RADFORD	0-1	0-0	0-0	0-0	0-0	0	0	0	0	0	0	0	4
at Xavier	DNP												
AUBURN	DNP												
vs Toledo	DNP												
at FIU	DNP												
at Illinois	DNP												
DELAWARE ST	1-2	0-0	0-0	0-0	0-1	1	2	2	0	0	0	0	6
LONGWOOD	0-0	0-0	0-0	0-0	0-1	1	1	0	0	0	0	0	3
SAINT MARYS	DNP												
HOWARD	DNP												
DAVIDSON	DNP												
DREXEL	DNP												
at Virginia Tech	DNP												
WAKE FOREST	DNP												
at Syracuse	DNP												
BC	DNP												
at Louisville	DNP												
at Miami	DNP												
GEORGIA TECH	DNP												
NC STATE	DNP												
at Clemson	DNP												
at Notre Dame	DNP												
DUKE	DNP												
FLORIDA STATE	DNP												
at Pitt	DNP												
VIRGINIA TECH	0-0	0-0	0-0	0-0	0-0	0	0	0	0	0	0	0	0+
at UNC	DNP												

SINGLE GAME BESTS

POINTS

Season: 2

Career:

REBOUNDS

Season: 1

Career:

FG MADE

Season: 1

Career:

FG ATTEMPTS

Season:

Career:

3 PT FG MADE

Season:

Career:

3 PT FG ATTEMPTS

Season:

Career:

FT MADE

Season:

Career:

FT ATTEMPTS

Season:

Career:

ASSISTS

Season:

Career:

BLOCKS

Season:

Career:

STEALS

Season:

Career:

VIRGINIA CAREER STATISTICS

Year	G-GS	Min/Avg	FG-FGA	Pct.	3FG-A	Pct.	FT-FTA	Pct.	O-D	T	Avg.	Pf-DQ	Ast	TO	Blk	St	Pts	Avg
2014-15	4-0	13/3.3	1-3	.333	0-0	.000	0-0	.000	0-2	2	0.5	3-0	0	0	0	0	2	0.5

SARAH BETH BARNETTE #3

Senior • Forward • 6-2 • Lexington, KY • Lexington Christian Academy



2014-15 SEASON

- Nominee for the Allstate WBCA Good Works Team
- Pulled in six rebounds against Auburn
- Had a team-high 11 rebounds against Delaware State, narrowly missing a double-double with 9 pts while also adding five assists and blocking a shot in 17 mins.
- Scored five points with two rebounds and a steal in 11 minutes against Davidson
- Went 2-of-3 from three-point range against BC, scoring eight points with two assists and two blocked shots

2013-14 SEASON

- Appeared in 23 games, averaging 7.7 minutes per game
- Pulled in a career-high seven rebounds against High Point
- Scored six points with two rebounds, an assist and a steal in 11 minutes against UMES

AT A GLANCE

- Sat out the 2011-12 season due to NCAA transfer rules
- Played one season at Kentucky, appearing in 29 games and averaging 1.7 points and 1.6 rebounds per game
- 2010 Kentucky Miss Basketball and Gatorade Kentucky Player of the Year

2014-15 GAME-BY-GAME:

Opponent	GS	FG-FGA	3FG-3FGA	FT-FTA	Off-Def	Total Reb	PF	Points	A	TO	Blk	Stl	Min
OHIO STATE	0-3	0-3	0-0	1-1	2	1	0	1	0	1	0	0	11
RADFORD	1-2	1-1	0-0	2-2	4	1	3	0	0	0	0	0	17
at Xavier	0-0	0-0	0-0	0-1	1	1	0	0	1	0	0	0	3
AUBURN	1-2	1-1	0-1	0-6	6	2	3	2	2	0	0	0	17
vs Toledo	0-1	0-1	0-0	0-1	1	1	0	0	0	0	0	0	2
at FIU	0-2	0-2	0-0	0-0	0	2	0	0	0	0	1	0	7
at Illinois	0-0	0-0	0-0	0-0	0	0	0	0	0	0	0	0	3
DELAWARE ST	4-5	0-1	1-2	4-7	11	0	9	5	0	1	1	1	17
LONGWOOD	1-3	0-1	0-0	3-2	5	1	2	1	0	0	0	1	17
SAINT MARYS	0-0	0-0	0-0	3-1	4	3	0	0	0	0	0	0	12
HOWARD	1-2	1-2	0-0	0-1	1	1	3	0	3	0	0	0	10
DAVIDSON	2-2	1-1	0-0	1-1	2	3	5	0	0	0	0	1	11
DREXEL	2-3	1-2	1-2	1-1	2	3	6	2	1	0	0	0	16
at Virginia Tech	0-0	0-0	0-0	0-2	2	2	0	1	0	1	0	0	4
WAKE FOREST	0-2	0-2	0-0	1-0	1	0	0	0	0	0	0	0	6
at Syracuse	0-0	0-0	0-0	0-0	0	1	0	0	0	0	0	0	5
BC	3-5	2-3	0-0	0-1	1	3	8	2	1	2	0	0	15
at Louisville	0-0	0-0	0-0	0-1	1	1	0	0	1	1	1	1	5
at Miami	0-1	0-1	2-3	0-0	0	1	2	0	0	0	0	0	3
GEORGIA TECH	0-0	0-0	0-0	0-2	2	1	0	0	1	0	0	0	7
NC STATE	1-3	0-1	0-0	0-0	0	0	2	0	0	0	0	1	14
at Clemson	2-6	2-4	0-0	1-1	2	0	6	0	1	0	0	0	9
at Notre Dame	0-2	0-2	0-0	0-0	0	1	0	0	0	0	0	1	7
DUKE	1-2	0-1	0-0	0-2	2	2	2	0	1	0	1	0	14
FLORIDA STATE	1-2	1-2	0-0	0-1	1	2	3	0	0	0	0	0	10
at Pitt	0-0	0-0	0-0	1-1	2	0	0	0	0	0	0	0	3
VIRGINIA TECH	0-0	0-0	0-0	0-1	1	1	0	0	2	0	0	1	7
at UNC	0-0	0-0	0-0	0-0	0	1	0	0	2	0	0	0	1

SINGLE GAME BESTS

POINTS

Season: 9 vs Delaware State (12/06/14)
Career: 10 vs JMU (11/19/12)

REBOUNDS

Season: 11 vs Delaware State (12/06/14)
Career: 11 vs Delaware State (12/06/14)

FG MADE

Season: 4 vs Delaware State (12/06/14)
Career: 5 vs JMU (11/19/12)

FG ATTEMPTS

Season: 6 at Clemson (2/1/15)
Career: 7 (2x) last vs Providence (11/18/12)

3 PT FG MADE

Season: 2 (2x) last at Clemson (2/01/15)
Career: 2 at Clemson (2/01/15)

3 PT FG ATTEMPTS

Season: 4 at Clemson (2/01/15)
Career: 5 at Clemson (2/21/13)

FT MADE

Season: 2 at Miami (1/21/15)
Career: 2 at Miami (1/21/15)

FT ATTEMPTS

Season: 3 at Miami (1/21/15)
Career: 3 at Miami (1/21/15)

ASSISTS

Season: 5 vs Delaware State (12/06/14)
Career: 5 vs Delaware State (12/06/14)

BLOCKS

Season: 2 vs BC (1/15/15)
Career: 2 vs BC (1/15/15)

STEALS

Season: 1
Career: 2 vs Wake Forest (02/25/13)

VIRGINIA CAREER STATISTICS

Year	G-GS	Min/Avg	FG-FGA	Pct.	3FG-A	Pct.	FT-FTA	Pct.	O-D	T	Avg.	Pf-DQ	Ast	TO	Blk	St	Pts	Avg
2012-13	21-0	179/8.5	17-45	.378	5-21	.238	2-2	1.000	12-17	29	1.4	21-0	8	11	4	6	41	2.0
2013-14	23-0	178/7.7	15-40	.375	3-15	.200	4-9	.444	9-31	40	1.7	30-0	6	8	1	2	37	1.6
2014-15	28-0	253/9.0	20-48	.417	10-31	.323	4-8	.500	19-38	57	2.0	37-0	14	16	6	8	54	1.9
TOTAL	72-0	610/8.5	52-133	.391	18-67	.269	10-19	.526	40-86	126	1.8	88-0	28	35	11	16	132	1.8

J'KYRA BROWN

#10



Sophomore • Guard • 5-11 • Rocky Mount, N.C. • Rocky Mount

2014-15

- Will sit out the season under NCAA rules after transferring from East Carolina

2013-14 AT EAST CAROLINA

- Averaged 5.9 points per game while twice earning Conference USA Freshman of the Week honors
- Scored a season-high 29 points against Louisiana Tech, going 11-of-14 from the field and 6-of-8 from three-point range against the Lady Techsters

HIGH SCHOOL

- Finished her junior year as the leader in scoring (23.3 points per game), three-point field goals, free throws, and assists (3.2 assists per game), totalling a team-high 676 points
- Averaged 14.8 points per game as a sophomore, finishing the year with 430 points, while averaging 5.3 rebounds per game, 3.1 assists per game, 2.4 steals per game and 1.0 blocks per game
- Two-time All-State honoree
- Big East Conference (HS) Player of the Year as both a sophomore and a junior.
- Two-time Rocky Mount Telegram All-Area Player of the Year (2011, 2012)

PERSONAL

- Daughter of James and Jacqueline Brown
- Has two older siblings, James III and Jacquestavius
- Undeclared major

2014-15 GAME-BY-GAME:

Opponent	GS	FG-FGA	3FG-3FGA	FT-FTA	Off-Def	Total Reb	PF	Points	A	TO	Blk	Stl	Min
Will Not Play													

SINGLE GAME BESTS

POINTS

Season: _____

Career: _____

REBOUNDS

Season: _____

Career: _____

FG MADE

Season: _____

Career: _____

FG ATTEMPTS

Season: _____

Career: _____

3 PT FG MADE

Season: _____

Career: _____

3 PT FG ATTEMPTS

Season: _____

Career: _____

FT MADE

Season: _____

Career: _____

FT ATTEMPTS

Season: _____

Career: _____

ASSISTS

Season: _____

Career: _____

BLOCKS

Season: _____

Career: _____

STEALS

Season: _____

Career: _____

VIRGINIA CAREER STATISTICS

Year	G-GS	Min/Avg	FG-FGA	Pct.	3FG-A	Pct.	FT-FTA	Pct.	O-D	T	Avg.	Pf-DQ	Ast	TO	Blk	St	Pts	Avg
------	------	---------	--------	------	-------	------	--------	------	-----	---	------	-------	-----	----	-----	----	-----	-----

ALIYAH HULAND EL #23

Freshman • Guard • 6-1 • Randolph, N.J. • Randolph High



2014-15 SEASON

- Made her collegiate debut against Ohio State, scoring five points with an assist and two blocked shots in 13 minutes
- Went 2-of-3 from three-point range, scoring 8 pts against FIU
- Had back-to-back double-digit scoring games against DSU (10) and Longwood (11)
- Had her first career start against Florida State, scoring a season-high 14 points
- Scored 12 points on 5-of-7 shooting at North Carolina

HIGH SCHOOL

- Morris County's all-time leading scorer with 2,286 points and a 21.2 ppg average at Randolph High
- Also holds Randolph High career records for rebounds (900), assists (450) and blocks (225)
- In her senior season, led the state in scoring with 810 points
- Was also a three-time MVP for the track team, holding the school record in the triple jump (38' 1 1/4")
- Played volleyball her freshman through junior seasons, breaking the school record for career kills with 542

PERSONAL

- Parents are Leslie-Ann Huland El and Rahim Huland El
- Father, Rahim, played college basketball at Vermont

2014-15 GAME-BY-GAME:

Opponent	GS	FG-FGA	3FG-3FGA	FT-FTA	Off-Def	Total Reb	PF	Points	A	TO	Blk	Stl	Min
OHIO STATE	2-7	1-3	0-0	0-1	1	4	5	1	2	2	0	13	
RADFORD	2-11	0-7	3-5	1-4	5	4	7	1	0	0	1	19	
at Xavier	2-4	0-2	0-0	0-2	2	0	4	0	2	0	2	10	
AUBURN	1-7	0-1	0-0	1-1	2	2	2	1	3	1	1	22	
at Toledo	1-4	1-4	0-0	1-1	2	0	3	0	1	0	0	15	
at FIU	3-6	2-3	0-0	1-2	3	2	8	1	1	0	1	19	
at Illinois	1-5	0-2	1-2	2-1	3	3	3	0	2	0	1	15	
DELAWARE ST	5-12	0-5	0-0	2-1	3	0	10	2	0	1	0	21	
LONGWOOD	5-9	1-3	0-1	0-2	2	1	11	4	0	2	4	21	
SAINT MARYS	2-9	1-5	0-0	0-0	0	2	5	1	1	0	1	16	
HOWARD	0-3	0-2	2-2	0-0	0	1	2	0	5	0	3	16	
DAVIDSON	2-7	1-4	2-2	0-1	1	0	7	1	0	1	2	19	
DREXEL	1-4	0-3	2-2	0-2	2	2	4	4	2	0	0	15	
at Virginia Tech	4-9	2-4	0-0	1-1	2	3	10	1	1	0	0	20	
WAKE FOREST	4-11	2-7	2-2	2-1	3	3	12	1	1	0	1	24	
at Syracuse	3-8	1-4	0-0	1-1	2	2	7	3	3	1	2	27	
BC	0-3	0-2	0-1	0-2	2	3	0	0	2	1	0	12	
at Louisville	0-1	0-0	1-2	0-0	0	2	1	0	0	0	0	5	
at Miami	0-1	0-0	0-0	0-1	1	2	0	0	1	0	0	7	
GEORGIA TECH	3-8	1-3	0-0	0-1	1	1	7	1	2	0	0	18	
NC STATE	1-4	1-2	2-2	0-1	1	0	5	0	3	1	0	17	
at Clemson	2-3	2-2	0-0	0-1	1	2	6	0	0	0	0	15	
at Notre Dame	0-2	0-1	0-0	1-0	1	3	0	1	0	0	0	6	
DUKE	1-8	1-3	2-2	3-2	5	3	5	1	3	0	0	24	
FLORIDA STATE *	5-9	1-4	3-3	0-2	2	3	14	1	0	0	0	31	
at Pitt	3-9	0-2	1-1	0-0	0	4	7	1	0	0	1	20	
VIRGINIA TECH	1-3	0-2	3-4	0-0	0	1	5	2	1	0	0	22	
at UNC	5-7	2-4	0-1	1-1	2	3	12	0	2	0	0	26	

SINGLE GAME BESTS

POINTS

Season: 14 vs Florida State (02/15/15)

Career:

REBOUNDS

Season: 5 (2x) last vs Duke (02/12/15)

Career:

FG MADE

Season: 5 (3x)

Career:

FG ATTEMPTS

Season: 12 vs Delaware St (12/06/14)

Career:

3 PT FG MADE

Season: 2

Career:

3 PT FG ATTEMPTS

Season: 7 vs Radford (11/16/14)

Career:

FT MADE

Season: 3

Career:

FT ATTEMPTS

Season: 5 vs Radford (11/16/14)

Career:

ASSISTS

Season: 4 (2x) last vs Drexel (12/29/14)

Career:

BLOCKS

Season: 2 (2x)

Career:

STEALS

Season: 4 vs Longwood (12/16/14)

Career:

CAREER STATISTICS

Year	G-GS	Min/Avg	FG-FGA	Pct.	3FG-A	Pct.	FT-FTA	Pct.	O-D	T	Avg.	Pf-DQ	Ast	TO	Blk	St	Pts	Avg
2014-15	28-1	495/17.7	59-174	.339	20-84	.238	24-32	.750	17-32	49	1.8	56-0	28	38	10	20	162	5.8

SARAH IMOVBIOH #42

Senior • Center • 6-2 • Abuja, Nigeria • St. Anne's-Belfield (Va.)



2014-15 SEASON

- Has led the ACC in rebounding almost the entire season, currently ranked second, averaging 10.8 per game
- Led the nation in offensive rebounds per game much of the year, still in the top-10
- 12 double-doubles this season
- Is 8 points shy of becoming the 30th member of Virginia's 1,000 point club
- Also is 4 rebounds away of entering Virginia top-10 in career rebounding
- Set the Virginia program record for rebounds in a single game with 24 in the season-opener against Ohio State (10 offensive, 14 defensive)
- Also scored 18 points against the Buckeyes, going 7-of-10 from the field
- ACC Player of the Week (Nov. 17)
- Scored a season-high 25 points, going 11-of-14 from the field, while also adding 15 rebounds against Longwood
- Named to the Cavalier Classic All-Tournament Team after scoring 21 points with 19 rebounds against Davidson and scoring 19 points with nine rebounds against Drexel
- Scored 18 points with 18 rebounds at Pitt

AT A GLANCE

- Ranked sixth in the ACC in rebounding in 2013-14 at 8.2 per game, leading the Cavaliers. Also led the ACC in offensive rebounds at 4.0 per game and was eighth in the ACC in field goal percentage (54.5 percent)
- Finished the 2013-14 season with a 27-point, 10-rebound performance against Georgia Tech in the second round of the ACC Tournament, going 9-of-11 from the field and 9-of-10 from the free throw line
- Was ruled ineligible to compete and practice by the NCAA during her first year (2011-12)
- NCAA rules state she will earn that fourth year back if she earns 80% of her degree by her fifth year. When that does happen, she will play that fourth year as a graduate student in 2015-16
- 2011 Parade Magazine All-American High School Girls Basketball Team
- Member of the U-19 Nigerian National Team

2014-15 GAME-BY-GAME:

Opponent	GS	FG-FGA	3FG-3FGA	FT-FTA	Off-Def	Total Reb	PF	Points	A	TO	Blk	Stl	Min
OHIO STATE	*	7-10	0-0	4-6	10-14	24	1	18	0	2	3	0	32
RADFORD	*	6-10	0-0	2-3	5-4	9	3	14	0	0	0	1	20
at Xavier	*	9-14	0-0	0-1	7-6	13	2	18	1	1	0	1	35
AUBURN	*	7-9	0-0	7-8	6-7	13	0	21	2	2	0	4	28
vs Toledo	*	3-7	0-0	3-5	5-4	9	3	9	2	2	0	0	31
at FIU	*	8-12	0-0	0-1	2-8	10	4	16	1	1	0	5	25
at Illinois	*	2-4	0-0	6-11	4-4	8	4	10	0	1	2	0	23
DELAWARE ST*	*	4-9	0-0	2-5	6-3	9	3	10	1	0	1	1	18
LONGWOOD	*	11-14	0-0	3-8	8-7	15	0	25	0	1	0	1	27
SAINT MARYS	*	2-6	0-0	2-3	3-2	5	2	6	0	3	0	0	26
HOWARD	*	9-11	0-0	3-7	3-7	10	2	21	0	4	0	3	30
DAVIDSON	*	8-13	0-0	5-7	12-7	19	3	21	1	4	0	2	33
DREXEL	*	7-9	0-0	5-8	5-4	9	2	19	3	3	0	3	32
at Virginia Tech	*	3-5	0-0	3-8	5-6	11	3	9	1	1	0	1	24
WAKE FOREST*	*	3-5	0-0	2-5	1-6	7	4	8	1	3	0	1	25
at Syracuse	*	6-15	0-0	2-5	7-2	9	3	14	1	3	0	0	32
BC	*	4-7	0-0	2-2	3-8	11	4	10	2	3	0	1	31
at Louisville	*	5-10	0-0	1-3	3-12	15	4	11	0	2	2	1	31
at Miami	*	3-5	0-0	8-12	3-5	8	2	14	2	1	1	1	35
GEORGIA TECH*	*	2-6	0-0	1-4	4-3	7	4	5	1	1	0	1	22
NC STATE	*	1-6	0-0	4-6	1-3	4	1	6	1	1	1	1	28
at Clemson	*	6-10	0-0	3-3	4-9	13	3	15	3	1	2	2	32
at Notre Dame	*	0-3	0-0	3-4	0-16	16	0	3	3	4	0	1	34
DUKE	*	6-10	0-0	2-2	2-6	8	3	14	1	2	0	0	35
FLORIDA STATE*	*	2-4	0-0	0-0	0-2	2	4	4	1	3	0	1	18
at Pitt	*	5-10	0-0	8-10	6-2	18	5	18	0	3	1	0	35
VIRGINIA TECH	*	2-4	0-0	1-2	1-6	7	4	5	0	1	0	1	24
at UNC	*	5-8	0-0	1-5	2-10	12	4	11	1	1	0	1	27

CAREER STATISTICS

Year	G-GS	Min/Avg	FG-FGA	Pct.	3FG-A	Pct.	FT-FTA	Pct.	O-D	T	Avg.	Pf-DQ	Ast	TO	Blk	St	Pts	Avg
2012-13	30-13	535/17.8	91-154	.591	0-0	.000	73-106	.689	85-120	205	6.8	81-2	11	56	13	13	255	8.5
2013-14	31-30	740/23.9	144-260	.554	0-1	.000	94-168	.560	125-129	254	8.2	100-3	8	53	4	22	382	12.3
2014-15	28-28	793/28.3	136-236	.576	0-0	.000	83-144	.576	118-183	301	10.8	77-1	29	54	13	34	355	12.7
TOTAL	89-71	2068/23.2	371-650	.571	0-1	.000	250-418	.598	328-432	760	8.5	258-6	48	163	30	69	992	11.1

SINGLE GAME BESTS

POINTS

Season: 25 vs Longwood (12/16/14)
Career: 27 vs Georgia Tech (03/06/14)

REBOUNDS

Season: 24 vs Ohio State (11/14/14)*
Career: 24 vs Ohio State (11/14/14)*

FG MADE

Season: 11 vs Longwood (12/16/14)
Career: 11 vs Longwood (12/16/14)

FG ATTEMPTS

Season: 15 at Syracuse (1/11/15)
Career: 17 vs KState (11/29/13)

3 PT FG MADE

Season:
Career: 1

3 PT FG ATTEMPTS

Season:
Career: 4 at Florida State (03/02/14)

FT MADE

Season: 8 (2x) last at Pitt (02/19/15)
Career: 9 (2x) last vs. Georgia Tech (03/06/14)

FT ATTEMPTS

Season: 12 at Miami (01/21/15)
Career: 12 at Miami (01/21/15)

FT PERCENTAGE

Season: 7-8 vs Auburn (11/23/14)
Career: 8-8 vs Syracuse (11/24/12)

ASSISTS

Season: 3 (2x) last at Clemson (2/01/15)
Career: 4 (2x) last vs Miami (02/27/14)

BLOCKS

Season: 3 vs Ohio State (11/14/14)
Career: 4 at NC State (02/28/13)

STEALS

Season: 5 at FIU (11/30/14)
Career: 5 (2x) last at FIU (11/30/14)

DOUBLE DOUBLES

Season: 12, last at UNC (02/26/15)
Career: 26, last at UNC (02/26/15)

*Denotes school record

BREYANA MASON #12

Sophomore • Guard • 5-8 • Woodbridge, Va. • Forest Park



2014-15 SEASON

- Scored a career-high 22 points in the season-opener against Ohio State, her first career 20-point game
- Went 8-of-11 from the field overall and 5-of-7 from 3pt range vs OSU, also dishing a career-high six assists
- Had seven assists with 2 turnovers against Delaware State, also scoring 16 pts
- Scored a team-high 16 points in the ACC opener at Virginia Tech, shooting 60.0 percent
- Had her second seven-assist game (with just one turnover) against BC
- Also 4-of-5 from three-point range for 12 points against BC
- Had eight assists at North Carolina

2013-14 SEASON

- Appeared in 30 games with 14 starts, averaging 3.5 points per game
- Had 37 assists and 20 steals

AT A GLANCE

- 2012-13 Gatorade Virginia Player of the Year & Parade Magazine All-American
- Attended the same high school as Virginia alum Monica Wright, breaking Wright's career scoring record, putting up 1,979 points
- Factoring in the two years of middle school (seventh and eighth grade) in which she played varsity basketball, Mason scored 3,313 points in six prep seasons

2014-15 GAME-BY-GAME:

Opponent	GS	FG-FGA	3FG-3FGA	FT-FTA	Off-Def	Total Reb	PF	Points	A	TO	Blk	Stl	Min
OHIO STATE	*	8-11	5-7	1-2	0-0	0	2	22	6	2	0	0	26
RADFORD	*	4-8	0-0	3-5	0-3	3	1	11	5	0	0	1	31
at Xavier	*	3-10	0-0	0-0	0-2	2	3	6	6	2	0	0	25
AUBURN	*	4-6	0-0	0-0	0-2	2	1	8	4	2	0	0	32
vs Toledo	*	0-7	0-1	0-0	0-3	3	2	0	3	1	0	0	29
at FIU	*	5-10	0-1	1-1	0-0	0	1	11	2	1	0	0	31
at Illinois	*	2-8	0-2	2-2	1-3	4	0	6	3	3	0	0	36
DELAWARE ST*	*	5-9	1-2	5-5	1-2	3	1	16	7	2	0	3	29
LONGWOOD	*	2-3	0-1	6-6	1-2	3	1	10	4	1	0	3	26
SAINT MARYS	*	2-4	1-1	2-2	0-1	1	0	7	2	1	0	2	29
HOWARD	*	1-5	0-2	1-2	1-2	3	2	3	3	2	0	3	35
DAVIDSON	*	2-7	0-3	0-0	0-2	2	1	4	2	2	0	2	32
DREXEL	*	3-4	1-2	4-5	1-3	4	0	11	3	1	2	0	34
at Virginia Tech*	*	6-10	2-4	2-2	0-1	1	3	16	1	2	0	0	27
WAKE FOREST*	*	3-8	2-3	4-4	1-1	2	1	12	3	1	0	1	37
at Syracuse	*	0-8	0-1	2-2	1-3	4	1	2	2	4	0	2	32
BC	*	4-9	4-5	0-0	0-2	2	0	12	7	1	0	2	38
at Louisville	*	5-13	0-1	1-3	0-2	2	3	11	1	3	0	0	38
at Miami	*	4-11	1-2	2-3	1-3	4	1	11	4	2	0	1	39
GEORGIA TECH*	*	7-9	0-0	0-1	0-3	3	2	14	5	2	0	3	31
NC STATE	*	3-8	1-1	2-2	0-4	4	0	9	3	1	0	1	33
at Clemson	*	6-13	3-5	0-0	0-2	2	4	15	1	2	0	1	34
at Notre Dame*	*	4-13	0-1	1-2	0-2	2	1	9	3	1	0	1	38
DUKE	*	1-4	0-1	0-0	0-1	1	1	2	6	2	0	3	28
FLORIDA STATE*	*	2-7	1-4	1-1	0-3	3	1	6	3	4	0	3	39
at Pitt	*	4-11	0-0	2-2	0-4	4	3	10	2	2	0	2	42
VIRGINIA TECH*	*	2-6	1-3	4-5	0-5	5	0	9	2	3	0	2	29
at UNC	*	1-7	0-2	0-0	1-0	1	1	2	8	2	0	0	31

CAREER STATISTICS

Year	G-GS	Min/Avg	FG-FGA	Pct.	3FG-A	Pct.	FT-FTA	Pct.	O-D	T	Avg.	Pf-DQ	Ast	TO	Blk	St	Pts	Avg
2013-14	30-14	553/18.4	39-118	.331	9-19	.474	17-22	.773	10-32	42	1.4	32-0	37	43	0	20	104	3.5
2014-15	28-28	911/32.5	93-229	.406	23-55	.418	46-57	.807	9-61	70	2.5	37-0	101	52	2	36	255	9.1
TOTAL	58-42	1464/25.2	132-347	.380	32-74	.432	63-79	.797	19-93	112	1.9	69-0	138	95	2	56	359	6.2

SINGLE GAME BESTS

POINTS

Season: 22 vs Ohio State (11/14/14)
Career: 22 vs Ohio State (11/14/14)

REBOUNDS

Season: 4 (4x) last vs NC State (1/29/15)
Career: 4

FG MADE

Season: 8 vs Ohio State (11/14/14)
Career: 8 vs Ohio State (11/14/14)

FG ATTEMPTS

Season: 13 (3x) last at Notre Dame (02/05/15)
Career: 13 (3x) last at Notre Dame (02/05/15)

3 PT FG MADE

Season: 5 vs Ohio State (11/14/14)
Career: 5 vs Ohio State (11/14/14)

3 PT FG ATTEMPTS

Season: 7 vs Ohio State (11/14/14)
Career: 7 vs Ohio State (11/14/14)

FT MADE

Season: 6 vs Longwood (12/16/14)
Career: 6 vs Longwood (12/16/14)

FT ATTEMPTS

Season: 6 vs Longwood (12/16/14)
Career: 6 vs Longwood (12/16/14)

FT PERCENTAGE

Season: 6-6 vs Longwood (12/16/14)
Career: 6-6 vs Longwood (12/16/14)

ASSISTS

Season: 8 at UNC (02/26/15)
Career: 8 at UNC (02/26/15)

BLOCKS

Season: 2 vs Davidson (12/28/14)
Career: 2 vs Davidson (12/28/14)

STEALS

Season: 3 (multiple)
Career: 3 last vs Georgia Tech (1/25/15)

DOUBLE DOUBLES

Season:
Career:

LAUREN MOSES

#21



Freshman • Forward • 6-2 • Mount Holly, N.J. • Rancocas

2014-15 SEASON

- Made her collegiate debut against Ohio State, starting the game, playing 20 minutes with four points and seven rebounds
- Had her first double-digit scoring game against Toledo, scoring 14 points with eight rebounds
- Led the team with 13 rebounds at Illinois, her first career double-digit rebounding effort
- Had her first career double-double at Clemson with 15 pts, 10 rebounds
- In the victory over Wake Forest, scored eight points, going 4-of-5 from the field, with seven rebounds, two steals, two assists and three blocked shots, including a crucial block in the final 20 seconds
- Nearly had her second career double-double with 11 points and 9 rebounds at North Carolina

HIGH SCHOOL

- Led Rancocas Valley Regional High School to four-straight State Championship games and two state titles (2013, 2011)
- Scored 1,823 points in her high school career to become Rancocas Valley's all-time leading scorer in school history, breaking the previous mark set by UVa alum Demya Walker
- Ranked in the espnW 100 rankings at No. 17 in her position and No. 98 overall

PERSONAL

- Brother, Dezman Moses, was an outside linebacker for the Green Bay packers (2012) and the Kansas City Chiefs (2013)

2014-15 GAME-BY-GAME:

Opponent	GS	FG-FGA	3FG-3FGA	FT-FTA	Off-Def	Total Reb	PF	Points	A	TO	Blk	Stl	Min
OHIO STATE	*	1-6	0-0	2-2	4-3	7	4	4	0	1	2	1	20
RADFORD	*	3-7	0-0	1-3	2-3	5	2	7	0	1	2	0	23
at Xavier	*	3-5	0-0	2-3	0-6	6	2	8	1	1	2	2	23
AUBURN	*	1-5	0-0	1-2	2-3	5	3	3	1	3	1	1	27
vs Toledo	*	6-10	0-0	2-4	5-3	8	4	14	0	2	0	0	25
at FIU	*	3-8	0-0	1-2	2-2	4	2	7	2	0	3	2	29
at Illinois	*	2-6	0-0	1-4	4-9	13	5	5	0	3	2	0	27
DELAWARE ST*	*	1-4	0-0	4-8	3-3	6	3	6	2	0	1	1	23
LONGWOOD	*	4-5	0-0	2-2	0-2	2	1	10	3	2	3	1	18
SAINT MARYS*	*	2-4	0-0	0-1	1-3	4	4	4	0	1	0	0	15
HOWARD	*	0-2	0-0	5-6	2-4	6	2	5	2	1	1	1	24
DAVIDSON	*	2-7	1-4	2-2	0-1	1	0	7	1	0	1	2	19
DREXEL	*	1-7	0-0	0-2	1-2	3	3	2	0	2	2	1	19
at Virginia Tech*	*	2-7	0-0	1-2	4-4	8	3	5	3	2	0	1	32
WAKE FOREST*	*	4-5	0-0	0-0	3-4	7	3	8	2	2	3	2	33
at Syracuse	*	1-7	0-1	0-0	4-9	13	3	2	1	5	1	3	32
BC	*	0-3	0-0	0-0	3-2	5	1	0	1	2	0	0	18
at Louisville	*	2-3	0-0	0-0	2-7	9	5	4	0	1	1	0	20
at Miami	*	2-4	0-0	0-1	1-4	5	5	4	0	2	0	0	20
GEORGIA TECH*	*	2-6	0-0	0-0	2-4	6	2	4	1	4	1	0	29
NC STATE	*	2-4	0-0	2-2	2-5	7	1	6	0	4	2	1	22
at Clemson	*	6-10	0-0	3-6	6-4	10	3	15	3	0	2	2	29
at Notre Dame*	*	4-7	0-0	0-0	1-2	3	5	8	1	2	0	1	17
DUKE	*	3-9	0-0	0-0	1-0	1	3	6	1	3	2	0	23
FLORIDA STATE*	*	2-5	0-0	1-1	0-0	0	4	5	1	2	0	0	19
at Pitt	*	2-5	0-0	0-2	0-4	4	4	4	0	2	1	0	28
VIRGINIA TECH*	*	4-5	0-0	5-6	1-1	2	2	13	0	2	0	2	20
at UNC	*	5-8	0-0	1-5	3-6	9	3	11	0	3	0	0	32

SINGLE GAME BESTS

POINTS

Season: 15 at Clemson (2/01/15)

Career:

REBOUNDS

Season: 13 (2x) last at Syracuse (01/11/15)

Career:

FG MADE

Season: 6 (2x) last at Clemson (2/01/15)

Career:

FG ATTEMPTS

Season: 10 (2x) last at Clemson (2/01/15)

Career:

3 PT FG MADE

Season:

Career:

3 PT FG ATTEMPTS

Season: 4 vs Davidson (12/28/14)

Career:

FT MADE

Season: 5 (2x) last vs Virginia Tech (2/22/15)

Career:

FT ATTEMPTS

Season: 8 vs Delaware State (12/6/14)

Career:

ASSISTS

Season: 3 (multiple)

Career:

BLOCKS

Season: 3 (3x)

Career:

STEALS

Season: 3 at Syracuse (01/11/15)

Career:

DOUBLE DOUBLES

Season: 1 at Clemson (02/01/15)

Career:

CAREER STATISTICS

Year	G-GS	Min/Avg	FG-FGA	Pct.	3FG-A	Pct.	FT-FTA	Pct.	O-D	T	Avg.	Pf-DQ	Ast	TO	Blk	St	Pts	Avg
2014-15	28-28	659/23.5	69-162	.426	0-1	.000	34-64	.531	60-101	161	5.8	85-4	26	56	32	22	172	6.1

FAITH RANDOLPH #20

Junior • Guard • 5-10 • Derwood, Md. • Our Lady of Good Counsel



2014-15 SEASON

- Fifth in the ACC in scoring average (16.9) and first in FT shooting % (89.3)
- 973 career points, vying to become the 31st member of UVa's 1000 Point Club
- Ten 20-point games including three 25-point performances
- Opened the season with a 25-point performance against Ohio State, one point shy of her career high, taking 22 shots in the game
- Her start against OSU was just the 12th of her career and her first since Dec. 28, 2013 against Coppin State
- Scored 26 points at Xavier, matching her career high. It also made her the 21st player in program history to record three or more 25-point games in UVa career
- Averaged 20.2 ppg in the first five games
- FIU Thanksgiving Classic All-Tournament Team; Cavalier Classic All-Tourney
- Went 8-of-8 from the free throw line in the final 69 seconds vs Saint Mary's, helping to seal the victory and giving her her 4th 20-pt game of the year
- Had back-to-back 20-point games for the first time in her career, scoring 26 in the next game against Howard
- Back-to-back-to-back 20-point games against Syracuse (24), BC (23) and Louisville (24)

2013-14 SEASON

- Voted the ACC Sixth Player of the Year, the 2nd-ever Cavalier to earn honor
- Led all ACC "bench" players in scoring, averaging 11.8 points per game

2014-15 GAME-BY-GAME:

Opponent	GS	FG-FGA	3FG-3FGA	FT-FTA	Off-Def	Total Reb	PF	Points	A	TO	Blk	Stl	Min
OHIO STATE	*	9-22	3-7	4-5	1-5	6	3	25	5	1	0	3	36
RADFORD	*	5-11	1-3	0-0	0-4	4	2	11	0	0	0	2	28
at Xavier	*	8-14	2-2	8-8	1-3	4	2	26	0	3	0	3	35
AUBURN	*	6-13	3-4	3-4	0-5	5	3	18	0	2	2	2	33
vs Toledo	*	8-15	5-10	0-0	0-2	2	5	21	2	1	0	1	29
at FIU	*	6-12	0-3	4-5	0-1	1	1	16	1	0	0	1	30
at Illinois	*	5-17	1-5	5-5	0-2	2	2	16	3	5	0	0	27
DELAWARE ST	*	6-12	2-3	1-2	0-1	1	2	15	1	2	0	0	25
LONGWOOD	*	6-14	0-4	2-2	0-2	2	1	14	1	0	0	3	26
SAINT MARYS	*	5-13	2-5	8-8	0-5	5	4	20	4	2	1	3	36
HOWARD	*	10-20	3-6	3-4	1-6	7	2	26	3	2	1	3	32
DAVIDSON	*	4-19	3-11	4-4	0-1	1	2	15	2	3	1	1	33
DREXEL	*	3-10	2-6	4-4	0-3	3	4	12	1	4	0	1	31
at Virginia Tech	*	3-11	1-5	2-3	1-4	5	0	9	4	2	0	2	33
WAKE FOREST*	*	4-15	1-4	2-2	4-3	7	4	11	1	3	0	1	24
at Syracuse	*	10-22	3-10	1-1	1-1	2	0	24	2	1	0	0	38
BC	*	7-16	4-6	5-6	2-4	6	1	23	1	1	1	1	33
at Louisville	*	11-22	1-7	1-1	1-4	5	3	24	3	1	0	0	37
at Miami	*	5-15	2-4	2-2	0-3	3	4	14	3	4	0	2	36
GEORGIA TECH*	*	10-20	1-5	2-2	2-5	7	3	23	2	1	0	1	36
NC STATE	*	6-12	3-5	2-2	0-8	8	3	17	5	3	0	0	35
at Clemson	*	2-12	1-4	3-4	0-1	1	2	8	2	2	0	1	30
at Notre Dame*	*	7-13	1-2	1-1	1-2	3	3	16	1	1	0	3	32
DUKE	*	2-8	0-3	0-0	3-2	5	0	4	1	3	0	1	16
FLORIDA STATE		INJ											
at Pitt	*	3-16	1-4	0-0	1-0	1	4	7	1	4	0	3	32
VIRGINIA TECH*	*	6-14	1-4	4-4	1-3	4	3	17	2	1	0	0	36
at UNC	*	8-13	4-5	4-5	0-2	2	3	24	5	5	0	2	32

SINGLE GAME BESTS

POINTS

Season: 26 (2x) last vs Howard (12/21/14)
 Career: 26 (3x) last vs Howard (12/21/14)

REBOUNDS

Season: 8 vs NC State (01/29/15)
 Career: 8 (2x) last vs NC State (01/29/15)

FG MADE

Season: 11 at Louisville (01/18/15)
 Career: 11 at Louisville (01/18/15)

FG ATTEMPTS

Season: 22 (3x) last at Louisville (01/18/15)
 Career: 22 (3x) last at Louisville (01/18/15)

3 PT FG MADE

Season: 5 vs Toledo (11/28/14)
 Career: 5 vs Toledo (11/28/14)

3 PT FG ATTEMPTS

Season: 11 vs Davidson (12/28/14)
 Career: 11 vs Davidson (12/28/14)

FT MADE

Season: 8 (2x) last vs St Marys (12/19/14)
 Career: 10 vs. High Point (11/11/13)

FT ATTEMPTS

Season: 8 (2x) last vs St Marys (12/19/14)
 Career: 11 vs. High Point (11/11/13)

FT PERCENTAGE

Season: 8-8 (2x) last vs St Marys (12/19/14)
 Career: 9-9 at UNC (2/20/14)

ASSISTS

Season: 5 (2x) vs NC State (01/29/15)
 Career: 6 vs. LA Tech (11/16/13)

BLOCKS

Season: 1
 Career: 1

STEALS

Season: 3
 Career: 3 (multiple)

DOUBLE-DOUBLES

Season:
 Career:

CAREER STATISTICS

Year	G-GS	Min/Avg	FG-FGA	Pct.	3FG-A	Pct.	FT-FTA	Pct.	O-D	T	Avg.	Pf-DQ	Ast	TO	Blk	St	Pts	Avg
2012-13	30-7	624/20.8	49-186	.263	13-66	.197	39-47	.830	13-36	49	1.6	22-0	26	47	2	18	150	5.0
2013-14	31-4	704/22.7	137-330	.415	25-88	.284	68-89	.764	45-52	97	3.1	67-1	44	56	1	43	367	11.8
2014-15	27-27	851/31.5	165-401	.411	51-137	.372	75-84	.893	20-82	102	3.8	66-1	56	57	6	40	456	16.9
TOTAL	88-38	2179/24.8	351-917	.383	89-291	.306	182-220	.827	78-170	248	2.8	155-2	126	160	9	101	973	11.1

TIFFANY SUAREZ #13

Sophomore • Guard • 5-11 • Miami, Fla. • Our Lady of Lourdes



2014-15 SEASON

- Scores six points against Radford, going 4-of-4 from the free throw line
- Had three blocked shots while also scoring eight points against Longwood
- Played 17 quality minutes against Duke, scoring five points with an assist and a steal

2013-14 SEASON

- Appeared in 26 games with five starts
- Averaged 2.9 points with 1.1 rebounds
- In her first collegiate games in her home state, scored 17 points at the FGCU Tournament, including logging her first double-digit scoring effort against FGCU with 13 points
- After scoring 16 points against Coppin State, going 7-of-10 from the field, earned her first career start against Princeton in the championship game of the Cavalier Classic
- Scored in each of the last four games to close out the season, including both ACC tournament games

AT A GLANCE

- Dade County Girl's Basketball 8A Player of the Year
- Three-time All-State
- Two-time All-Dade County
- Ranked No. 74 overall by Blue Star and No. 31 at her position by ESPN Hoop Gurlz

2014-15 GAME-BY-GAME:

Opponent	GS	FG-FGA	3FG-3FGA	FT-FTA	Off-Def	Total Reb	PF	Points	A	TO	Blk	Stl	Min
OHIO STATE	0-4	0-0	0-0	0-0	0-0	0	2	0	1	0	0	0	11
RADFORD	1-5	0-1	4-4	0-0	0	1	6	1	2	0	2	4	19
at Xavier	1-5	0-0	0-0	0-0	0	2	2	0	0	0	0	0	16
AUBURN	0-0	0-0	1-2	0-0	0	1	1	0	1	0	0	0	7
vs Toledo	0-3	0-0	0-0	1-1	2	1	0	1	1	0	0	0	10
at FIU	0-1	0-0	0-0	0-0	0	0	0	1	0	1	0	0	8
at Illinois	1-2	0-0	0-0	2-0	2	3	2	2	0	0	1	1	14
DELAWARE ST	1-4	0-0	2-2	0-1	1	2	4	2	1	0	0	0	14
LONGWOOD	4-7	0-1	0-0	0-1	1	2	8	1	0	3	0	0	17
SAINT MARYS	0-3	0-0	0-0	0-1	1	2	0	0	1	0	2	6	6
HOWARD	0-3	0-0	0-0	2-3	5	0	0	0	1	0	1	6	6
DAVIDSON	0-0	0-0	0-0	0-0	0	0	0	0	0	0	0	0	1
DREXEL	0-0	0-0	0-0	0-0	0	1	0	0	1	0	0	0	5
at Virginia Tech	0-2	0-0	0-0	0-0	0	2	0	0	1	0	0	0	9
WAKE FOREST	DNP												
at Syracuse	DNP												
BC	DNP												
at Louisville	0-0	0-0	0-0	0-0	0	0	0	0	0	0	0	0	3
at Miami	0-2	0-0	0-0	0-2	2	1	0	0	1	0	0	0	9
GEORGIA TECH	DNP												
NC STATE	1-1	0-0	0-0	0-0	0	0	2	0	1	0	0	0	5
at Clemson	0-1	0-0	0-0	0-0	0	0	0	2	0	0	0	0	11
at North Carolina	1-2	0-0	0-0	1-0	1	3	2	0	0	0	0	0	8
DUKE	2-4	0-0	1-4	0-0	0	0	5	1	2	0	1	1	17
FLORIDA STATE	1-4	0-0	0-0	0-2	2	0	2	0	3	0	0	0	12
at Pitt	1-1	0-0	0-0	0-1	1	0	2	0	0	1	0	0	7
VIRGINIA TECH	0-0	0-0	0-0	0-0	0	1	0	0	0	0	0	0	3
at UNC	DNP												

SINGLE GAME BESTS

POINTS

Season: 8 vs Longwood (12/16/14)
 Career: 16 vs. Coppin State (12/28/13)

REBOUNDS

Season: 2
 Career: 5 vs. Clemson (02/02/14)

FG MADE

Season: 4 vs Longwood (12/16/14)
 Career: 7 vs. Coppin State (12/28/13)

FG ATTEMPTS

Season: 7 vs Longwood (12/16/14)
 Career: 13 (2x) last at FGCU (12/21/13)

3 PT FG MADE

Season: --
 Career: --

3 PT FG ATTEMPTS

Season:
 Career: 3 vs. UMES (12/17/13)

FT MADE

Season:
 Career: 5 at FGCU (12/21/13)

FT ATTEMPTS

Season:
 Career: 5 at FGCU (12/21/13)

ASSISTS

Season: 2
 Career: 6 vs. Coppin State (12/28/13)

BLOCKS

Season: 3 vs Longwood (12/16/14)
 Career: 3 vs Longwood (12/16/14)

STEALS

Season: 2 vs Radford (11/16/14)
 Career: 3 (2x) last vs. Florida State (01/19/14)

DOUBLE DOUBLES

Season:
 Career:

CAREER STATISTICS

Year	G-GS	Min/Avg	FG-FGA	Pct.	3FG-A	Pct.	FT-FTA	Pct.	O-D	T	Avg.	Pf-DQ	Ast	TO	Blk	St	Pts	Avg
2013-14	26-5	318/12.2	28-93	.301	0-7	.000	19-25	.760	8-21	29	1.1	38-1	27	33	1	14	75	2.9
2014-15	23-0	218/9.5	14-54	.259	0-2	.000	8-12	.667	6-12	18	0.8	24-0	12	16	5	7	36	1.6
TOTAL	49-5	536/10.9	42-147	.286	0-9	.000	27-37	.730	14-33	47	1.0	62-1	39	49	6	21	111	2.3

SYDNEY UMERI

#44

Sophomore • Forward • 6-1 • Acworth, Ga. • The Lovett School



2014-15 SEASON

- Had eight rebounds at Xavier
- Had the second double-digit scoring game of her career at Illinois, also matching her career high with eight rebounds

2013-14 SEASON

- Appeared in all 31 games with 11 starts, averaging 18.0 minutes per game
- Averaged 2.8 points and 2.8 rebounds per game
- Made her collegiate debut at James Madison, starting the game
- Played 30 minutes, scoring four points in her debut
- Had her first double-digit scoring game at Liberty with 12 points
- Started the first 10 games of the season before coming off the bench at FGCU
- Scored six of her eight points at Wake Forest in a span of 1:42 during the second half

AT A GLANCE

- Ranked No. 29 overall and as the No. 9 forward by ESPN HoopGurlz
- Won a gold medal with the 2011 USA Basketball's U16 team at the FIBA Americas Championship in Mérida, Mexico
- Helped lead The Lovett School to a 2012 Georgia Region 6AA championship
- 2013 McDonald's All-America nominee
- Also competed one season (2009) for The Lovett School track team in the long and triple jumps, 400 and 4x400 and 4x100 relays as well as being a middle blocker for two seasons on the volleyball team

2014-15 GAME-BY-GAME:

Opponent	GS	FG-FGA	3FG-3FGA	FT-FTA	Off-Def	Total Reb	PF	Points	A	TO	Blk	Stl	Min
OHIO STATE	1-1	0-0	0-0	0-0	0-3	3	1	2	0	0	0	0	16
RADFORD	2-3	0-0	0-0	0-0	0-1	1	4	4	1	0	2	1	16
at Xavier	1-1	0-0	0-0	0-0	3-5	8	2	2	1	3	1	0	18
AUBURN	0-0	0-0	0-0	0-0	0-0	0	1	0	0	0	0	0	8
vs Toledo	2-3	0-0	2-2	1-2	3	1	6	1	0	0	0	0	22
at FIU	2-4	0-0	0-0	0-0	0-0	0	2	4	0	2	1	0	19
at Illinois	4-7	0-0	2-2	3-5	8	1	10	0	1	0	0	0	25
DELRWARE ST	3-4	0-0	0-0	1-1	2	1	6	1	0	2	2	2	15
LONGWOOD	0-2	0-0	0-0	0-1	0-1	1	1	0	0	1	0	0	15
SAINT MARYS	3-3	0-0	0-0	0-3	3	2	6	2	0	0	0	0	27
HOWARD	2-3	0-0	0-0	1-4	5	0	4	2	2	2	0	0	16
DAVIDSON	1-3	0-0	0-0	0-3	3	3	2	1	2	1	1	1	24
DREXEL	0-2	0-0	2-2	1-0	1	0	2	0	1	0	0	0	13
at Virginia Tech	0-1	0-0	0-0	1-4	5	1	0	0	2	0	0	0	20
WAKE FOREST	0-1	0-0	0-0	0-1	1	2	0	1	4	0	1	1	15
at Syracuse	0-0	0-0	0-0	0-0	0	0	0	0	1	0	0	0	2
BC	1-3	0-0	0-0	2-0	2	0	2	0	0	0	0	0	16
at Louisville	1-1	0-0	0-0	0-2	2	4	2	0	0	2	0	0	25
at Miami	1-2	0-0	0-0	1-4	5	3	2	0	2	0	0	0	22
GEORGIA TECH	1-3	0-0	0-0	0-3	3	1	2	1	0	0	1	1	23
NC STATE	1-3	0-0	0-0	1-4	5	2	2	0	1	1	1	0	16
at Clemson	0-0	0-0	0-0	1-0	1	5	0	1	0	0	0	0	7
at Notre Dame	3-6	0-0	1-1	1-0	1	1	7	0	1	2	0	0	21
DUKE	0-0	0-0	0-0	0-1	1	0	0	1	1	0	1	1	11
FLORIDA STATE	2-3	0-0	3-4	2-3	5	4	7	2	2	2	1	1	34
at Pitt	1-4	0-0	2-2	2-5	7	1	4	0	1	0	0	0	23
VIRGINIA TECH	1-2	0-0	0-0	1-1	2	1	2	0	0	0	0	1	24
at UNC	0-1	0-0	0-0	0-3	3	0	0	0	1	0	0	0	20

CAREER STATISTICS

Year	G-GS	Min/Avg	FG-FGA	Pct.	3FG-A	Pct.	FT-FTA	Pct.	O-D	T	Avg.	Pf-DQ	Ast	TO	Blk	St	Pts	Avg
2013-14	31-11	557/18.0	32-93	.344	0-0	.000	22-33	.667	46-42	88	2.8	64-2	15	43	4	17	86	2.8
2014-15	28-0	513/18.3	33-66	.500	0-0	.000	12-14	.857	22-59	81	2.9	44-1	15	28	14	9	78	2.8
TOTAL	59-11	1070/18.1	65-159	.409	0-0	.000	34-47	.723	68-101	169	2.9	108-3	30	71	18	26	164	2.8

SINGLE GAME BESTS

POINTS

Season: 10 at Illinois (12/03/14)

Career: 12 at Liberty (11/19/13)

REBOUNDS

Season: 8 (2x) last at Illinois (12/03/14)

Career: 8 (3x) last at Illinois (12/03/14)

FG MADE

Season: 4 at Illinois (12/03/14)

Career: 4 (3x) at Illinois (12/03/14)

FG ATTEMPTS

Season: 7 at Illinois (12/03/14)

Career: 7 at Illinois (12/03/14)

3 PT FG MADE

Season:

Career:

3 PT FG ATTEMPTS

Season: --

Career: --

FT MADE

Season: 3 vs Florida State (02/15/15)

Career: 5 vs. UMES (12/17/13)

FT ATTEMPTS

Season: 4 vs Florida State (02/15/15)

Career: 6 vs. UMES (12/17/13)

ASSISTS

Season: 2 (multiple)

Career: 2

BLOCKS

Season: 2 (multiple)

Career: 2 (multiple)

STEALS

Season: 2 vs Delaware State (12/6/14)

Career: 2

DOUBLE DOUBLES

Season:

Career:

MIKAYLA VENSON

#1



Freshman • Guard • 5-7 • Arlington, Va. • Yorktown High

2014-15 SEASON

- Leads the ACC in three-point shooting (39.6) and is eighth in made-threes (2.0 per game)
- Has four games this season in which she has made five or more threes in a game
- Has four 20-point games
- Started in her first career game against Ohio State, scoring 11 points with three assists and two steals in 35 minutes
- Had three double-digit scoring efforts in the first four games of her career
- Had a season-high five steals at FIU while also scoring 12 points on 5-of-7 shooting
- Had her first 20-point game, scoring 22 points on 8-of-10 shooting (5-of-7 from 3 pt range) against Delaware St
- After going 0-of-8 from the floor against Davidson, had her second-highest scoring performance of the year, putting up 16 points against Drexel
- Scored 21 points against Wake, scoring all 10 of UVa's points in the final 2:32 of their comeback win, including making two free throws in the final second that decided the game
- Had the best single-game three-point shooting efficiency in school history with a 6-for-6 performance in the win over NC State

HIGH SCHOOL

- Played one season at Yorktown High School, averaging 14.3 points per game and 5.5 assists per game
- 2011 Virginia High School League National District Co-Player of the Year and

2014-15 GAME-BY-GAME:

Opponent	GS	FG-FGA	3FG-3FGA	FT-FTA	Off-Def	Total Reb	PF	Points	A	TO	Blk	Stl	Min
OHIO STATE	*	3-12	1-6	4-4	0-1	1	2	11	3	2	0	2	35
RADFORD	*	6-8	0-2	0-0	0-3	3	2	12	1	2	0	1	23
at Xavier	*	2-9	1-3	0-0	0-6	6	1	5	5	2	1	0	35
AUBURN	*	3-4	3-4	1-3	0-3	3	3	10	1	2	0	0	26
at Toledo	*	4-10	1-4	0-0	1-0	1	2	9	4	1	0	0	37
at FIU	*	5-7	0-1	2-2	0-2	2	3	12	2	2	0	5	32
at Illinois	*	4-7	3-5	0-0	0-0	0	1	11	1	2	0	0	30
DELAWARE ST*	*	8-10	5-7	1-1	0-2	2	3	22	2	3	1	2	32
LONGWOOD	*	5-11	1-3	0-0	0-1	1	3	11	4	1	0	2	30
SAINT MARYS	*	6-14	2-7	0-0	0-1	1	2	14	4	5	0	0	33
HOWARD	*	4-10	0-2	2-2	0-1	1	1	10	4	5	0	2	31
DAVIDSON	*	0-8	0-4	1-2	0-3	3	2	1	1	1	0	0	35
DREXEL	*	4-9	3-6	5-5	1-6	7	3	16	1	2	0	1	35
at Virginia Tech*	*	5-11	3-7	0-0	0-0	0	2	13	2	0	0	0	31
WAKE FOREST*	*	6-13	5-10	4-6	0-2	2	1	21	2	3	0	2	36
at Syracuse	*	3-6	3-6	0-0	0-1	1	2	9	3	3	0	2	32
BC	*	3-15	3-10	4-4	0-3	3	2	13	3	6	0	3	37
at Louisville	*	1-6	0-3	0-0	0-1	1	2	2	2	2	0	1	36
at Miami	*	4-8	2-4	1-2	0-1	1	4	11	2	2	0	0	29
GEORGIA TECH*	*	3-11	1-7	0-0	1-1	2	1	7	2	1	1	0	34
NC STATE	*	7-8	6-6	2-3	0-2	2	2	22	2	2	1	1	30
at Clemson	*	4-8	2-4	2-2	0-2	2	1	12	4	1	0	0	33
at Notre Dame	*	4-11	1-5	0-0	0-1	1	2	9	1	3	0	0	37
DUKE	*	3-7	1-3	0-0	0-1	1	1	7	1	5	0	2	32
FLORIDA STATE*	*	5-9	5-9	0-0	0-3	3	2	15	2	5	0	2	37
at Pitt	*	4-10	0-3	3-4	0-1	1	4	11	2	6	0	1	35
VIRGINIA TECH*	*	6-10	2-4	8-8	0-3	3	1	22	3	4	0	4	35
at UNC	*	4-11	1-4	1-1	0-4	4	1	10	1	5	0	0	31

SINGLE GAME BESTS

POINTS

Season: 22 (3x) last vs Virginia Tech (2/22/15)
Career:

REBOUNDS

Season: 7 vs Drexel (12/29/14)
Career:

FG MADE

Season: 8 vs Delaware St (12/06/14)
Career:

FG ATTEMPTS

Season: 15 vs BC (01/15/15)
Career:

3 PT FG MADE

Season: 6 vs NC State (01/29/15)
Career:

3 PT FG ATTEMPTS

Season: 10 (2x) last vs BC (01/15/15)
Career:

3 PT FG PERCENTAGE

Season: 6-6 vs NC State (01/29/15)*
Career:

FT MADE

Season: 8 vs Virginia Tech (2/22/15)
Career:

FT ATTEMPTS

Season: 8 vs Virginia Tech (2/22/15)
Career:

FT PERCENTAGE

Season: 8-8 vs Virginia Tech (2/22/15)
Career:

ASSISTS

Season: 5 at Xavier (11/20/14)
Career:

BLOCKS

Season: 1 (multiple)
Career:

STEALS

Season: 5 at FIU (11/30/14)
Career:

DOUBLE DOUBLES

Season:
Career:

*Denotes school record

CAREER STATISTICS

Year	G-GS	Min/Avg	FG-FGA	Pct.	3FG-A	Pct.	FT-FTA	Pct.	O-D	T	Avg.	Pf-DQ	Ast	TO	Blk	St	Pts	Avg
2014-15	28-28	919/32.8	116-263	.441	55-139	.396	41-49	.837	3-55	58	2.1	56-0	65	78	4	33	328	11.7

**2014-15 Virginia Women's Basketball
Virginia Combined Team Statistics (as of Feb 26, 2015)
All games**

RECORD:	OVERALL	HOME	AWAY	NEUTRAL
ALL GAMES	16-12	12-4	4-7	0-1
CONFERENCE	6-9	4-3	2-6	0-0
NON-CONFERENCE	10-3	8-1	2-1	0-1

#	Player	gp-gs	min	Total		3-Point		F-Throw		Rebounds		pf	dq	a	to	blk	stl	pts	avg					
				fg-fga	fg%	3fg-fga	3fg%	ft-fa	ft%	off	def									tot	avg			
20	Faith Randolph	27-27	851	31.5	165-401	.411	51-137	.372	75-84	.893	20	82	102	3.8	66	1	56	57	6	40	456	16.9		
42	Sarah Imovbioh	28-28	793	28.3	136-236	.576	0-0	.000	83-144	.576	118	183	301	10.8	77	1	29	54	13	34	355	12.7		
01	Mikayla Venson	28-28	919	32.8	116-263	.441	55-139	.396	41-49	.837	3	55	58	2.1	56	0	65	78	4	33	328	11.7		
12	Breyana Mason	28-28	911	32.5	93-229	.406	23-55	.418	46-57	.807	9	61	70	2.5	37	0	101	52	2	36	255	9.1		
21	Lauren Moses	28-28	659	23.5	69-162	.426	0-1	.000	34-64	.531	60	101	161	5.8	85	4	26	56	32	22	172	6.1		
23	Aliyah Huland El	28-1	495	17.7	59-174	.339	20-84	.238	24-32	.750	17	32	49	1.8	56	0	28	38	10	20	162	5.8		
44	Sydney Umeri	28-0	513	18.3	33-66	.500	0-0	.000	12-14	.857	22	59	81	2.9	44	1	15	28	14	9	78	2.8		
03	Sarah Beth Barnette	28-0	253	9.0	20-48	.417	10-31	.323	4-8	.500	19	38	57	2.0	37	0	14	16	6	8	54	1.9		
13	Tiffany Suarez	23-0	218	9.5	14-54	.259	0-2	.000	8-12	.667	6	12	18	0.8	24	0	12	16	5	7	36	1.6		
02	JaeLisa Allen	4-0	13	3.3	1-3	.333	0-0	.000	0-0	.000	0	2	2	0.5	3	0	0	0	0	0	2	0.5		
Team											57	63	120											
Total.....		28	5625		706-1636	.432	159-449	.354	327-464	.705	331	688	1019	36.4	485	7	346	402	92	209	1898	67.8		
Opponents.....		28	5625		665-1631	.408	151-526	.287	308-451	.683	344	669	1013	36.2	477	-	396	437	94	188	1789	63.9		

TEAM STATISTICS	VA	OPP	Date	Opponent	Score	Att.
SCORING	1898	1789	11/14/14	OHIO STATE	w 87-82	3358
Points per game	67.8	63.9	11/16/14	RADFORD	w 75-47	3172
Scoring margin	+3.9	-	11/20/14	at Xavier	w 71-62	714
FIELD GOALS-ATT	706-1636	665-1631	11/23/14	AUBURN	w 66-51	3526
Field goal pct	.432	.408	11/28/14	vs Toledo	L 62-64	436
3 POINT FG-ATT	159-449	151-526	11/30/14	at FIU	w 74-61	305
3-point FG pct	.354	.287	12/03/14	at Illinois	L 63-86	1253
3-pt FG made per game	5.7	5.4	12/06/14	DELAWARE STATE	w 100-62	2998
FREE THROWS-ATT	327-464	308-451	12/16/14	LONGWOOD	w 91-49	2841
Free throw pct	.705	.683	12/19/14	SAINT MARY'S	w 62-49	2950
F-Throws made per game	11.7	11.0	12/21/14	HOWARD	w 74-53	3014
REBOUNDS	1019	1013	12/28/14	DAVIDSON	L 57-67	3392
Rebounds per game	36.4	36.2	12/29/14	DREXEL	w 72-66	3031
Rebounding margin	+0.2	-	* 01/04/15	at Virginia Tech	w 62-47	1225
ASSISTS	346	396	* 01/08/15	WAKE FOREST	w 72-70	3034
Assists per game	12.4	14.1	* 01/11/15	at Syracuse	L 58-70	708
TURNOVERS	402	437	* 01/15/15	BOSTON COLLEGE	w 68-56	3397
Turnovers per game	14.4	15.6	* 1/18/15	at LOUISVILLE	L 55-67	11322
Turnover margin	+1.3	-	* 01/21/15	at MIAMI	L 58-67	1406
Assist/turnover ratio	0.9	0.9	* 01/25/15	GEORGIA TECH	L 62-68	3975
STEALS	209	188	* 01/29/15	NC STATE	w 71-63	3092
Steals per game	7.5	6.7	* 02/01/15	at Clemson	w 77-72	902
BLOCKS	92	94	* 02/05/15	at Notre Dame	L 54-75	8738
Blocks per game	3.3	3.4	* 02/12/15	DUKE	L 45-71	3333
ATTENDANCE	52927	30733	* 02/15/15	FLORIDA STATE	L 56-65	4042
Home games-Avg/Game	16-3308	11-2754	* 02/19/15	at PITT	Lot 63-68	736
Neutral site-Avg/Game	-	1-436	* 02/22/15	VIRGINIA TECH	w 73-59	3772
			* 02/26/15	at North Carolina	L 70-72	2988

Score by Periods	1st	2nd	OT	Totals
Virginia	921	972	5	1898
Opponents	844	935	10	1789

* - Conference game

**2014-15 Virginia Women's Basketball
Virginia Combined Team Statistics (as of Feb 26, 2015)
Conference games**

RECORD:	OVERALL	HOME	AWAY	NEUTRAL
ALL GAMES	6-9	4-3	2-6	0-0
CONFERENCE	6-9	4-3	2-6	0-0
NON-CONFERENCE	0-0	0-0	0-0	0-0

#	Player	gp-gs	min	avg	Total		3-Point		F-Throw		Rebounds				pf	dq	a	to	blk	stl	pts	avg
					fg-fga	fg%	3fg-fga	3fg%	ft-fa	ft%	off	def	tot	avg								
20	Faith Randolph	14-14	450	32.1	84-209	.402	24-68	.353	29-33	.879	17	42	59	4.2	33	0	33	32	1	17	221	15.8
01	Mikayla Venson	15-15	505	33.7	62-144	.431	35-85	.412	25-30	.833	1	26	27	1.8	28	0	32	48	2	18	184	12.3
42	Sarah Imovbioh	15-15	433	28.9	53-108	.491	0-0	.000	41-71	.577	42	106	148	9.9	48	1	18	30	7	13	147	9.8
12	Breyana Mason	15-15	516	34.4	52-137	.380	15-33	.455	21-27	.778	4	36	40	2.7	22	0	51	32	0	22	140	9.3
21	Lauren Moses	15-15	374	24.9	41-88	.466	0-1	.000	13-25	.520	33	56	89	5.9	47	3	14	36	13	12	95	6.3
23	Aliyah Huland El	15-1	274	18.3	32-86	.372	13-40	.325	14-18	.778	9	14	23	1.5	35	0	12	19	3	4	91	6.1
44	Sydney Umeri	15-0	279	18.6	12-30	.400	0-0	.000	6-7	.857	12	31	43	2.9	25	1	6	16	7	5	30	2.0
03	Sarah Beth Barnette	15-0	110	7.3	8-23	.348	5-16	.313	2-3	.667	4	14	18	1.2	18	0	3	9	4	5	23	1.5
13	Tiffany Suarez	10-0	84	8.4	6-17	.353	0-0	.000	1-4	.250	1	5	6	0.6	7	0	3	8	1	1	13	1.3
02	Jae'Lisa Allen	1-0	0	0.0	0-0	.000	0-0	.000	0-0	.000	0	0	0	0.0	0	0	0	0	0	0	0	0.0
Team											26	34	60				6					
Total.....		15	3025		350-842	.416	92-243	.379	152-218	.697	149	364	513	34.2	263	5	172	236	38	97	944	62.9
Opponents.....		15	3025		376-886	.424	69-265	.260	169-254	.665	191	372	563	37.5	238	-	232	218	59	116	990	66.0

TEAM STATISTICS	VA	OPP	Date	Opponent	Score	Att.
SCORING	944	990	* 01/04/15	at Virginia Tech	W 62-47	1225
Points per game	62.9	66.0	* 01/08/15	WAKE FOREST	W 72-70	3034
Scoring margin	-3.1	-	* 01/11/15	at Syracuse	L 58-70	708
FIELD GOALS-ATT	350-842	376-886	* 01/15/15	BOSTON COLLEGE	W 68-56	3397
Field goal pct	.416	.424	* 1/18/15	at LOUISVILLE	L 55-67	11322
3 POINT FG-ATT	92-243	69-265	* 01/21/15	at MIAMI	L 58-67	1406
3-point FG pct	.379	.260	* 01/25/15	GEORGIA TECH	L 62-68	3975
3-pt FG made per game	6.1	4.6	* 01/29/15	NC STATE	W 71-63	3092
FREE THROWS-ATT	152-218	169-254	* 02/01/15	at Clemson	W 77-72	902
Free throw pct	.697	.665	* 02/05/15	at Notre Dame	L 54-75	8738
F-Throws made per game	10.1	11.3	* 02/12/15	DUKE	L 45-71	3333
REBOUNDS	513	563	* 02/15/15	FLORIDA STATE	L 56-65	4042
Rebounds per game	34.2	37.5	* 02/19/15	at PITT	Lot 63-68	736
Rebounding margin	-3.3	-	* 02/22/15	VIRGINIA TECH	W 73-59	3772
ASSISTS	172	232	* 02/26/15	at North Carolina	L 70-72	2988
Assists per game	11.5	15.5				
TURNOVERS	236	218				
Turnovers per game	15.7	14.5				
Turnover margin	-1.2	-				
Assist/turnover ratio	0.7	1.1				
STEALS	97	116				
Steals per game	6.5	7.7				
BLOCKS	38	59				
Blocks per game	2.5	3.9				
ATTENDANCE	24645	28025				
Home games-Avg/Game	7-3521	8-3503				
Neutral site-Avg/Game	-	0-0				

* - Conference game

Score by Periods	1st	2nd	OT	Totals
Virginia	471	468	5	944
Opponents	487	493	10	990



Official Basketball Box Score -- Game Totals -- Final Statistics
Ohio State vs Virginia
11/14/14 7 p.m. at JPJ Arena, Charlottesville, Va.



Official Basketball Box Score -- Game Totals -- Final Statistics
Radford vs Virginia
11/16/14 1:00 p.m. at JPJ Arena, Charlottesville, Va.



Ohio State 82 • 0-1

Table with columns for Player, Total FG-FGA, 3-Ptr FG-FGA, FT-FTA, Rebounds (Off, Def, Tot), PF, TP, A TO Blk Stl, Min. Includes totals row and game percentages.

FG % 1st Half: 37.5% 2nd half: 41.2% Game: 39.2%
3FG % 1st Half: 28.6% 2nd half: 43.8% Game: 36.7%
FT % 1st Half: 90.0% 2nd half: 66.7% Game: 81.3%

Virginia 87 • 1-0

Table with columns for Player, Total FG-FGA, 3-Ptr FG-FGA, FT-FTA, Rebounds (Off, Def, Tot), PF, TP, A TO Blk Stl, Min. Includes totals row and game percentages.

FG % 1st Half: 39.5% 2nd half: 42.1% Game: 40.8%
3FG % 1st Half: 5.1% 2nd half: 38.5% Game: 38.5%
FT % 1st Half: 100.0% 2nd half: 73.3% Game: 78.9%

Officials: Dee Kantner, Joseph Vaszily, Karen Preato
Technical fouls: Ohio State-None. Virginia-None.
Attendance: 3358

Score by periods table with columns: Score by periods, 1st, 2nd, Total. Values: 43, 39, 82.

Radford 47 • 0-1

Table with columns for Player, Total FG-FGA, 3-Ptr FG-FGA, FT-FTA, Rebounds (Off, Def, Tot), PF, TP, A TO Blk Stl, Min. Includes totals row and game percentages.

FG % 1st Half: 29.6% 2nd half: 29.6% Game: 29.6%
3FG % 1st Half: 0.0% 2nd half: 12.5% Game: 5.6%
FT % 1st Half: 55.6% 2nd half: 81.8% Game: 70.0%

Virginia 75 • 2-0

Table with columns for Player, Total FG-FGA, 3-Ptr FG-FGA, FT-FTA, Rebounds (Off, Def, Tot), PF, TP, A TO Blk Stl, Min. Includes totals row and game percentages.

FG % 1st Half: 36.4% 2nd half: 54.5% Game: 45.5%
3FG % 1st Half: 0.0% 2nd half: 28.6% Game: 14.3%
FT % 1st Half: 63.6% 2nd half: 66.7% Game: 65.0%

Officials: Luis Gonzalez, Diana DePaul, Kristi Vera
Technical fouls: Radford-None. Virginia-None.
Attendance: 3172
RU: White fouled out at 3:32 (II)

Score by periods and Points table. Includes columns for 1st, 2nd, Total and Points (In, Off, 2nd, Fast, Bench).

Score tied - 0 times.
Lead changed - 0 times.

Official Basketball Box Score -- Game Totals -- Final Statistics

Virginia vs Xavier
11/20/14 7 p.m. at Cincinnati, Ohio (Cintas Center)

Virginia 71 • 3-0

Table with columns for Player, Total FG-FGA, 3-Ptr FG-FGA, FT-FTA, Rebounds (Off, Def, Tot), PF, TP, A TO Blk Stl, Min. Includes totals row and game percentages.

FG % 1st Half: 44.7% 2nd half: 50.0% Game: 46.8%
3FG % 1st Half: 20.0% 2nd half: 100.0% Game: 42.9%
FT % 1st Half: 66.7% 2nd half: 88.9% Game: 83.3%

Xavier 62 • 2-1

Table with columns for Player, Total FG-FGA, 3-Ptr FG-FGA, FT-FTA, Rebounds (Off, Def, Tot), PF, TP, A TO Blk Stl, Min. Includes totals row and game percentages.

FG % 1st Half: 26.7% 2nd half: 43.8% Game: 35.5%
3FG % 1st Half: 9.1% 2nd half: 50.0% Game: 32.0%
FT % 1st Half: 80.0% 2nd half: 2.3% Game: 66.7%

Officials: Bryan Brunette, Michael McConnell and Kristi Vera
Technical fouls: Virginia-None. Xavier-None.
Attendance: 714

Score by periods and Points table. Includes columns for 1st, 2nd, Total and Points (In, Off, 2nd, Fast, Bench).

Score tied - 3 times.
Lead changed - 3 times.

Official Basketball Box Score -- Game Totals -- Final Statistics

Auburn vs Virginia
11/23/14 2 p.m. at JPJ Arena, Charlottesville, Va.

Auburn 51 • 3-1

Table with columns for Player, Total FG-FGA, 3-Ptr FG-FGA, FT-FTA, Rebounds (Off, Def, Tot), PF, TP, A TO Blk Stl, Min. Includes totals row and game percentages.

FG % 1st Half: 35.5% 2nd half: 29.0% Game: 32.3%
3FG % 1st Half: 38.5% 2nd half: 42.9% Game: 40.0%
FT % 1st Half: 33.3% 2nd half: 22.2% Game: 25.0%

Virginia 66 • 4-0

Table with columns for Player, Total FG-FGA, 3-Ptr FG-FGA, FT-FTA, Rebounds (Off, Def, Tot), PF, TP, A TO Blk Stl, Min. Includes totals row and game percentages.

FG % 1st Half: 38.5% 2nd half: 65.0% Game: 50.0%
3FG % 1st Half: 66.7% 2nd half: 75.0% Game: 70.0%
FT % 1st Half: 81.8% 2nd half: 44.4% Game: 65.0%

Officials: Edward Sidlasky, Dennis DeMayo, Angelica Suffren
Technical fouls: Auburn-None. Virginia-None.
Attendance: 3526

Score by periods and Points table. Includes columns for 1st, 2nd, Total and Points (In, Off, 2nd, Fast, Bench).

Score tied - 2 times.
Lead changed - 6 times.



Official Basketball Box Score -- Game Totals -- Final Statistics Toledo vs Virginia

11/28/14 8:00 PM at FIU Arena (Miami, Fla.)

Box score table for Toledo vs Virginia, showing player stats and team totals.

FG % 1st Half: 10-22 45.5% 2nd half: 12-24 50.0% Game: 22-46 47.8%

Virginia 62 • 4-1

Box score table for Virginia 62 vs Toledo, showing player stats and team totals.

FG % 1st Half: 14-30 46.7% 2nd half: 10-30 33.3% Game: 24-60 40.0%

Officials: Bob Trammell, Marla Gearhart, Will Schriber

Score by periods table for Virginia vs Toledo.

Points and fouls table for Virginia vs Toledo.

Score tied - 4 times. Lead changed - 7 times.

Official Basketball Box Score -- Game Totals -- Final Statistics Virginia vs FIU

11/30/14 2:00 PM at FIU Arena (Miami, Fla.)

Box score table for Virginia 74 vs FIU 5-1, showing player stats and team totals.

FG % 1st Half: 17-33 51.5% 2nd half: 15-29 51.7% Game: 32-62 51.6%

FIU 61 • 0-5

Box score table for FIU 61 vs Virginia, showing player stats and team totals.

FG % 1st Half: 11-23 47.8% 2nd half: 11-23 47.8% Game: 22-46 47.8%

Officials: Kelly Johnson, Craig Miller, Deanna Jackson

Score by periods table for FIU vs Virginia.

Score tied - 0 times. Lead changed - 0 times.

Official Basketball Box Score -- Game Totals -- Final Statistics Virginia vs Illinois

12/03/14 7:05 PM at State Farm Center, Champaign, Ill.

Virginia 63 • 5-2

Box score table for Virginia 63 vs Illinois, showing player stats and team totals.

FG % 1st Half: 10-31 32.3% 2nd half: 11-25 44.0% Game: 21-56 37.5%

Illinois 86 • 6-2

Box score table for Illinois 86 vs Virginia, showing player stats and team totals.

FG % 1st Half: 16-32 50.0% 2nd half: 17-28 60.7% Game: 33-60 55.0%

Officials: Beverly Roberts, Mark Zentz, Cameron Inouye

Score by periods table for Illinois vs Virginia.

Points and fouls table for Illinois vs Virginia.

Score tied - 0 times. Lead changed - 0 times.



Official Basketball Box Score -- Game Totals -- Final Statistics Delaware State vs Virginia

12/06/14 2 p.m. at JPJ Arena, Charlottesville, Va.

Delaware State 62 • 1-7

Box score table for Delaware State 62 vs Virginia, showing player stats and team totals.

FG % 1st Half: 9-25 36.0% 2nd half: 12-33 36.4% Game: 21-58 36.2%

Virginia 100 • 6-2

Box score table for Virginia 100 vs Delaware State, showing player stats and team totals.

FG % 1st Half: 19-34 55.9% 2nd half: 19-37 51.4% Game: 38-71 53.5%

Officials: Rachelle Jones, Gina Cross, Karen Gruca

Score by periods table for Virginia vs Delaware State.

Points and fouls table for Virginia vs Delaware State.

Score tied - 3 times. Lead changed - 1 time.

Official Basketball Box Score -- Game Totals -- Final Statistics
Longwood vs Virginia
12/16/14 7 p.m. at JPJ Arena, Charlottesville, Va.
Longwood 49 • 0-9

#	Player	Total			3-Ptr			Rebounds			PF	TP	A	TO	Blk	Stl	Min
		FG-FGA	FG-FGA	FT-FTA	Off	Def	Tot	Off	Def	Tot							
34	NYLEN, Emily	f	1-3	0-0	0-0	0	0	0	5	2	0	0	1	0	1	14	
02	ROBBINS, Brenna	g	2-9	1-4	0-0	3	2	5	3	5	2	1	0	0	0	31	
04	WILLIAMS, Raven	g	5-11	4-8	4-6	0	2	2	2	18	5	6	0	0	0	36	
14	AVERY, Treasure	g	3-6	0-1	0-0	2	4	6	2	6	1	1	0	3	21		
25	HEADEN, Deborah	g	4-10	2-4	0-0	1	4	5	0	10	1	4	0	0	0	33	
05	MOSSBY, Shannon	g	0-2	0-1	0-0	0	1	1	0	0	1	0	0	0	0	5	
10	ELLIS, Micaela	g	0-2	0-1	0-0	0	2	2	0	0	2	4	0	0	0	16	
20	SKERSICK, Kyndal	g	3-10	0-3	2-3	1	3	4	2	8	1	1	0	0	0	24	
21	REAGAN, Jaclyn	g	0-3	0-3	0-0	0	0	0	1	0	0	0	0	0	0	12	
23	CHILDRESS, Autumn	g	0-1	0-0	0-0	1	0	1	1	0	1	2	0	0	0	8	
	Team					4	3	7									
	Totals		18-57	7-25	6-9	12	21	33	17	49	13	20	1	3	200		

 FG % 1st Half: 10-30 33.3% 2nd half: 8-27 29.6% Game: 18-57 31.6% Deadball
 3FG % 1st Half: 5-16 31.3% 2nd half: 2-9 22.2% Game: 7-25 28.0% Rebounds
 FT % 1st Half: 1-2 50.0% 2nd half: 5-7 71.4% Game: 6-9 66.7%

Virginia 91 • 7-2

#	Player	Total			3-Ptr			Rebounds			PF	TP	A	TO	Blk	Stl	Min
		FG-FGA	FG-FGA	FT-FTA	Off	Def	Tot	Off	Def	Tot							
21	Lauren Moses	f	4-5	0-0	2-2	0	2	2	1	10	3	2	3	1	18		
42	Sarah Imovbioh	c	11-14	0-0	3-8	8	7	15	0	25	0	1	0	1	27		
01	Mikayla Venson	g	5-11	1-3	0-0	0	1	1	3	11	4	1	0	2	30		
12	Breyana Mason	g	2-3	0-1	6-6	1	2	3	1	10	4	1	0	3	26		
20	Faith Randolph	g	6-14	0-4	2-2	0	2	2	1	14	1	0	0	3	26		
02	Jae/Lisa Allen	g	0-0	0-0	0-0	0	1	1	1	0	0	0	0	0	3		
03	Sarah Beth Barnette	g	1-3	0-1	0-0	3	2	5	1	2	1	0	0	0	17		
13	Tiffany Suarez	g	4-7	0-1	0-0	0	1	1	2	8	1	0	3	0	17		
23	Alyyah Huland El	g	5-9	1-3	0-1	0	2	2	1	11	4	0	2	4	21		
44	Sydney Umeri	g	0-2	0-0	0-1	0	1	1	1	0	0	1	0	0	15		
	Team					1	4	5									
	Totals		38-68	2-13	13-20	13	25	38	12	91	18	6	8	15	200		

 FG % 1st Half: 15-32 46.9% 2nd half: 23-36 63.9% Game: 38-68 55.9% Deadball
 3FG % 1st Half: 2-7 28.6% 2nd half: 0-6 0.0% Game: 2-13 15.4% Rebounds
 FT % 1st Half: 5-8 62.5% 2nd half: 8-12 66.7% Game: 13-20 65.0%

 Officials: Cameron Inouye, Jules Gailen, Timothy Bryant
 Technical fouls: Longwood-None. Virginia-None.
 Attendance: 2841
 LU: Nylen fouled out at 12:59 (II)

Score by periods	1st	2nd	Total
Longwood	26	23	49
Virginia	37	54	91

Points	In	Off	2nd	Fast	Bench
LWU	Paint	T/O	Chance	Break	
VA	50	12	25	6	0
			20	24	8

 Last FG - LWU 2nd-00:40, VA 2nd-00:52.
 Largest lead - LWU by 4 1st-12:06, VA by 45 2nd-00:52.
 LWU led for 06:45, VA led for 29:59, Game was tied for 02:54.

 Score tied - 4 times.
 Lead changed - 9 times.

Official Basketball Box Score -- Game Totals -- Final Statistics
Saint Mary's vs Virginia
12/19/14 7 p.m. at JPJ Arena, Charlottesville, Va.
Saint Mary's 49 • 7-3

#	Player	Total			3-Ptr			Rebounds			PF	TP	A	TO	Blk	Stl	Min
		FG-FGA	FG-FGA	FT-FTA	Off	Def	Tot	Off	Def	Tot							
12	Hayley Hendricksen	f	5-7	0-1	6-8	2	2	4	1	16	2	3	0	1	36		
25	Carli Rosenthal	f	3-6	0-0	2-3	2	5	7	5	8	0	3	0	1	27		
01	Lauren Nicholson	g	5-18	2-6	4-4	1	3	4	4	16	0	3	0	1	40-		
14	Shannon Mauldin	g	0-5	0-1	1-2	1	3	4	4	1	1	8	0	0	26		
21	Stella Beck	g	3-3	0-0	0-2	2	10	12	2	6	2	4	1	1	33		
03	Devyn Galland	g	0-2	0-1	2-2	0	0	0	1	2	0	0	0	0	8		
05	Hannah Kaser	g	0-1	0-0	0-0	0	0	0	1	0	1	1	0	0	8		
10	Carly Turner	g	0-0	0-0	0-0	0	0	0	0	0	0	0	0	0	0+		
23	Alia McCooy	g	0-2	0-0	0-0	1	1	2	1	0	0	0	0	0	5		
24	Samira Mcdonald	g	0-1	0-1	0-0	0	0	0	0	0	0	1	0	0	5		
30	Amanda Arter	g	0-1	0-0	0-0	0	0	0	1	0	0	1	0	2	12		
32	Lisa Janko	g	0-0	0-0	0-0	0	0	0	0	0	0	0	0	0	0+		
	Team					2	3	5									
	Totals		16-46	2-10	15-21	11	27	38	20	49	7	23	2	8	200		

 FG % 1st Half: 10-24 41.7% 2nd half: 6-22 27.3% Game: 16-46 34.8% Deadball
 3FG % 1st Half: 1-4 25.0% 2nd half: 1-6 16.7% Game: 2-10 20.0% Rebounds
 FT % 1st Half: 5-7 71.4% 2nd half: 10-14 71.4% Game: 15-21 71.4%

Virginia 62 • 8-2

#	Player	Total			3-Ptr			Rebounds			PF	TP	A	TO	Blk	Stl	Min
		FG-FGA	FG-FGA	FT-FTA	Off	Def	Tot	Off	Def	Tot							
21	Lauren Moses	f	2-4	0-0	0-1	1	3	4	4	0	1	0	0	15			
42	Sarah Imovbioh	c	2-6	0-0	2-3	3	2	5	2	6	0	3	0	0	26		
01	Mikayla Venson	g	6-14	2-7	0-0	0	1	1	2	14	4	5	0	0	33		
12	Breyana Mason	g	2-4	1-1	2-2	0	1	1	0	7	2	1	0	2	29		
20	Faith Randolph	g	5-13	2-5	8-8	0	5	5	4	20	4	2	1	3	36		
03	Sarah Beth Barnette	g	0-0	0-0	0-0	3	1	4	3	0	0	0	0	0	12		
13	Tiffany Suarez	g	0-3	0-0	0-0	0	1	1	2	0	0	1	0	2	6		
23	Alyyah Huland El	g	2-9	1-5	0-0	0	0	0	2	5	1	1	0	1	16		
44	Sydney Umeri	g	3-3	0-0	0-0	0	3	3	2	6	2	0	0	0	27		
	Team					2	2	4									
	Totals		22-56	6-18	12-14	9	19	28	21	62	13	14	1	8	200		

 FG % 1st Half: 11-32 34.4% 2nd half: 11-24 45.8% Game: 22-56 39.3% Deadball
 3FG % 1st Half: 3-11 27.3% 2nd half: 3-7 42.9% Game: 6-18 33.3% Rebounds
 FT % 1st Half: 1-2 50.0% 2nd half: 11-12 91.7% Game: 12-14 85.7%

 Officials: Denise Brooks, Mark Zentz, Mark Resch
 Technical fouls: Saint Mary's-None. Virginia-None.
 Attendance: 2950
 SMC: Rosenthal fouled out at 7:15 (II)

Score by periods	1st	2nd	Total
Saint Mary's	26	23	49
Virginia	26	36	62

Points	In	Off	2nd	Fast	Bench
SMC	Paint	T/O	Chance	Break	
VA	18	22	6	0	11
			8	8	2

 Last FG - SMC 2nd-00:41, VA 2nd-01:21.
 Largest lead - SMC by 3 1st-14:45, VA by 13 2nd-15:33.
 SMC led for 03:46, VA led for 32:52, Game was tied for 03:22.

 Score tied - 5 times.
 Lead changed - 6 times.

Official Basketball Box Score -- Game Totals -- Final Statistics
Howard vs Virginia
12/21/14 6 p.m. at JPJ Arena, Charlottesville, Va.
Howard 53 • 1-11

#	Player	Total			3-Ptr			Rebounds			PF	TP	A	TO	Blk	Stl	Min
		FG-FGA	FG-FGA	FT-FTA	Off	Def	Tot	Off	Def	Tot							
21	Cheyenne Brown	f	6-14	2-6	1-1	3	5	8	1	15	0	2	1	3	32		
35	Sydni Johnson	f	5-11	0-1	4-6	2	2	4	4	14	0	1	1	3	37		
22	Victoria Gonzales	c	1-7	0-0	0-0	3	4	7	3	2	0	5	1	1	17		
02	Te'Shya Heslip	g	4-14	0-4	1-1	4	2	6	4	9	6	9	0	4	30		
24	Imani Bailey	g	2-7	0-5	2-2	1	3	4	3	6	4	3	0	3	30		
03	Hannah Timmons	g	0-0	0-0	0-0	0	0	0	1	0	0	1	0	0	3		
12	Jasmine Hill	g	2-9	0-6	1-1	0	1	1	3	5	2	0	0	0	28		
13	Da'Shae Shumate	g	0-0	0-0	0-0	0	0	0	0	0	0	0	0	0	1		
20	Jordan Coleman	g	0-1	0-0	0-0	0	0	0	0	0	0	0	0	0	2		
32	Katrina Reeves	g	1-8	0-6	0-0	0	0	0	2	2	0	3	1	3	20		
	Team					5	5	10									
	Totals		21-71	2-28	9-11	18	22	40	21	53	12	24	4	17	200		

 FG % 1st Half: 10-37 27.0% 2nd half: 11-34 32.4% Game: 21-71 29.6% Deadball
 3FG % 1st Half: 0-14 0.0% 2nd half: 2-14 14.3% Game: 2-28 7.1% Rebounds
 FT % 1st Half: 1-2 50.0% 2nd half: 8-9 88.9% Game: 9-11 81.8%

Virginia 74 • 9-2

#	Player	Total			3-Ptr			Rebounds			PF	TP	A	TO	Blk	Stl	Min
		FG-FGA	FG-FGA	FT-FTA	Off	Def	Tot	Off	Def	Tot							
21	Lauren Moses	f	0-2	0-0	5-6	2	4	6	2	5	2	1	1	1	24		
42	Sarah Imovbioh	c	9-11	0-0	3-7	3	7	10	2	21	0	4	0	3	30		
01	Mikayla Venson	g	4-10	0-2	2-2	0	1	1	1	10	4	5	0	2	31		
12	Breyana Mason	g	1-5	0-2	1-2	1	2	3	2	3	3	2	0	3	35		
20	Faith Randolph	g	10-20	3-6	3-4	1	6	7	2	26	3	2	1	3	32		
03	Sarah Beth Barnette	g	1-2	1-2	0-0	0	1	1	1	3	0	3	0	0	10		
13	Tiffany Suarez	g	0-3	0-0	0-0	2	3	5	0	0	0	1	1	6			
23	Alyyah Huland El																



Official Basketball Box Score -- Game Totals -- Final Statistics
Drexel vs Virginia
12/29/14 7 p.m. at JPJ Arena, Charlottesville, Va.

Box score for Drexel 66 vs Virginia 72. Includes player stats (Thompson, Schluth, Alexander, Pearson, Curran, Ouattara, Lidge) and team totals.

Box score for Virginia 72 vs Virginia Tech 47. Includes player stats (Lauren Moses, Sarah Imovbioh, Mikayla Venson, Breyana Mason, Faith Randolph, Sarah Beth Barnette, Tiffany Suarez, Aliyah Huland El, Sydney Umeri) and team totals.

Officials: Joe Cunningham, Angela Lewis, Tiara Cruise
Technical fouls: Drexel-None, Virginia-None.
Attendance: 3031

Score by periods table for Drexel vs Virginia. Shows 1st, 2nd, 3rd, and Total scores for both teams.

Last FG - DREXEL 2nd-00:00, VA 2nd-00:51.
Largest lead - DREXEL by 5 1st-17:21, VA by 11 2nd-17:23.
DREXEL led for 05:07, VA led for 32:54. Game was tied for 01:53.

Official Basketball Box Score -- Game Totals -- Final Statistics
Wake Forest vs Virginia
01/08/15 7 p.m. at JPJ Arena, Charlottesville, Va.

Box score for Wake Forest 70 vs Virginia 72. Includes player stats (Dearica Hamby, Nicole Floyd, Amber Campbell, Atajiah Taylor, Kelila Atkinson, Mykia Jones, Taylor Gordon, Millesa Callicott, Milan Quinn, Kandice Ball) and team totals.

Box score for Virginia 72 vs Virginia Tech 47. Includes player stats (Lauren Moses, Sarah Imovbioh, Mikayla Venson, Breyana Mason, Faith Randolph, Sarah Beth Barnette, Aliyah Huland El, Sydney Umeri) and team totals.

Officials: Dee Kantner, Carla Fountain, Kevin Dillard
Technical fouls: Wake Forest-None, Virginia-None.
Attendance: 3034

Score by periods table for Wake Forest vs Virginia. Shows 1st, 2nd, 3rd, and Total scores for both teams.

Last FG - WF 2nd-02:10, VA 2nd-01:05.
Largest lead - WF by 9 2nd-07:27, VA by 13 1st-04:25.
WF led for 15:12, VA led for 23:09. Game was tied for 01:38.

Official Basketball Box Score -- Game Totals -- Final Statistics
Virginia vs Virginia Tech
01/04/15 2:00 PM at Cassell Coliseum, Blacksburg, Va.

Box score for Virginia 62 vs Virginia Tech 62. Includes player stats (Lauren Moses, Sarah Imovbioh, Mikayla Venson, Breyana Mason, Faith Randolph, Sarah Beth Barnette, Tiffany Suarez, Aliyah Huland El, Sydney Umeri) and team totals.

Box score for Virginia Tech 47 vs Virginia Tech 62. Includes player stats (Sidney Cook, Tajiah Campbell, Vanessa Panousis, Rachel Camp, Kelsey Conyers, Hannah Young, Lindsey Oblitey, Dominique Powell, Khadra Croker) and team totals.

Officials: Kathleen Lynch, Joseph Vaszily, Dan Outlaw
Technical fouls: Virginia-None, Virginia Tech-None.
Attendance: 1225

Score by periods table for Virginia vs Virginia Tech. Shows 1st, 2nd, 3rd, and Total scores for both teams.

Last FG - VA 2nd-05:35, VT 2nd-01:02.
Largest lead - VA by 21 2nd-09:56, VT by 1 1st-16:31.
VA led for 39:02, VT led for 00:17. Game was tied for 00:41.

Official Basketball Box Score -- Game Totals -- Final Statistics
Virginia vs Syracuse
01/11/15 1:00 p.m. at Syracuse, N.Y. (Carrier Dome)

Box score for Virginia 58 vs Syracuse 70. Includes player stats (Faith Randolph, Lauren Moses, Sarah Imovbioh, Mikayla Venson, Breyana Mason, Sarah Beth Barnette, Aliyah Huland El, Sydney Umeri) and team totals.

Box score for Syracuse 70 vs Syracuse 70. Includes player stats (Briana Day, Alexis Peterson, Isabella Slim, Cornelia Fondren, Brianna Butler, Diamond Henderson, Maggie Morrison, Taylor Ford, Bria Day) and team totals.

Officials: Eric Brewton, Karen Preato, Geraldine Smith
Technical fouls: Virginia-None, Syracuse-None.
Attendance: 708

Score by periods table for Virginia vs Syracuse. Shows 1st, 2nd, 3rd, and Total scores for both teams.

Last FG - VA 2nd-00:37, SU 2nd-00:56.
Largest lead - VA None, SU by 18 1st-01:01.
VA led for 00:00, SU led for 38:51. Game was tied for 00:38.

Official Basketball Box Score -- Game Totals -- Final Statistics
Boston College vs Virginia
01/15/15 7 p.m. at JPJ Arena, Charlottesville, Va.

Boston College 56 • 8-9, 0-4 ACC

#	Player	Total			3-Ptr			Rebounds			PF	TP	A	TO	Blk	Stl	Min
		FG-FGA	FG-FGA	FT-FTA	FG-FGA	FG-FGA	FT-FTA	Off	Def	Tot							
25	Karima Gabriel	c	0-2	0-0	2-2	0	4	2	2	0	1	1	0	0	16		
00	Ashley Kelsick	c	2-7	0-2	0-0	2	2	4	4	4	1	5	1	2	22		
11	Nicole Boudreau	g	3-9	0-4	0-0	0	6	6	2	6	0	0	1	2	36		
22	Emilee Daley	g	2-6	1-1	2-2	1	1	2	2	7	0	4	1	0	20		
23	Kelly Hughes	g	6-15	2-6	0-1	1	5	6	3	14	2	1	0	1	35		
13	Alexa Coulombe	g	4-5	0-0	0-0	2	1	3	2	8	2	1	3	1	24		
15	Lauren Engeln	g	3-4	0-0	0-0	0	1	1	0	6	1	1	0	0	15		
20	Shayra Brown	g	0-0	0-0	1-2	0	1	1	0	1	0	1	0	0	4		
21	Martina Mosetti	g	3-6	0-1	2-2	2	2	4	4	8	3	3	1	1	25		
44	Kat Cooper	g	0-2	0-1	0-0	0	0	0	0	0	0	0	0	0	3		
	Team					2	2	4									
	Totals		23-56	3-15	7-9	10	25	35	19	56	9	17	8	7	200		

FG % 1st Half: 13-27 48.1% 2nd half: 10-29 34.5% Game: 23-56 41.1% Deadball Rebounds 2
 3FG % 1st Half: 2-7 28.6% 2nd half: 1-8 12.5% Game: 3-15 20.0%
 FT % 1st Half: 5-6 83.3% 2nd half: 2-3 66.7% Game: 7-9 77.8%

Virginia 68 • 13-4, 3-1 ACC

#	Player	Total			3-Ptr			Rebounds			PF	TP	A	TO	Blk	Stl	Min
		FG-FGA	FG-FGA	FT-FTA	FG-FGA	FG-FGA	FT-FTA	Off	Def	Tot							
21	Lauren Moses	f	0-3	0-0	0-0	3	2	5	1	0	1	2	0	0	18		
02	Sarah Imovbioh	c	4-7	0-0	2-2	3	8	11	4	10	2	3	0	1	31		
01	Mikayla Venson	g	3-15	3-10	4-4	0	3	3	2	13	3	6	0	3	37		
12	Breyana Mason	g	4-9	4-5	0-0	0	2	2	0	12	7	1	0	2	38		
20	Faith Randolph	g	7-16	4-6	5-6	2	4	6	1	23	1	1	1	1	33		
03	Sarah Beth Barnette	g	3-5	2-3	0-0	0	1	1	3	8	2	1	2	0	15		
23	Aliyah Huland El	g	0-3	0-2	0-1	0	2	2	3	0	0	2	1	0	12		
44	Sydney Umeri	g	1-3	0-0	0-0	2	0	2	0	2	0	0	0	0	16		
	Team					5	1	6									
	Totals		22-61	13-26	11-13	15	23	38	14	68	16	16	4	7	200		

FG % 1st Half: 13-33 39.4% 2nd half: 9-28 32.1% Game: 22-61 36.1% Deadball Rebounds 1
 3FG % 1st Half: 10-16 62.5% 2nd half: 3-10 30.0% Game: 13-26 50.0%
 FT % 1st Half: 2-2 100.0 2nd half: 9-11 81.8% Game: 11-13 84.6%

Officials: Billy Smith, Dennis DeMayo, Fatou Cisoko-Stephens
 Technical fouls: Boston College-None. Virginia-None.
 Attendance: 3397

Score by periods	1st	2nd	Total
Boston College	33	23	56
Virginia	38	30	68

	In	Off	2nd	Fast	Bench
Points BC	36	17	7	6	23
VA	14	13	11	0	10

Last FG - BC 2nd-00:48, VA 2nd-00:53.
 Largest lead - BC by 8 1st-08:42, VA by 14 2nd-07:31.
 BC led for 13:37, VA led for 22:07. Game was tied for 04:15.

Score tied - 3 times.
 Lead changed - 1 time.

Official Basketball Box Score -- Game Totals -- Final Statistics
VIRGINIA vs LOUISVILLE
1/18/15 3:04PM at KFC Yum! Center, Louisville, KY

VIRGINIA 55 • 13-5,3-2

#	Player	Total			3-Ptr			Rebounds			PF	TP	A	TO	Blk	Stl	Min
		FG-FGA	FG-FGA	FT-FTA	FG-FGA	FG-FGA	FT-FTA	Off	Def	Tot							
21	Lauren Moses	f	2-3	0-0	0-0	2	7	9	5	4	0	1	1	0	20		
42	Sarah Imovbioh	c	5-10	0-0	1-3	3	12	15	4	11	0	2	2	1	31		
01	Mikayla Venson	g	1-6	0-3	0-0	0	1	1	2	2	2	2	0	1	36		
12	Breyana Mason	g	5-13	0-1	1-3	0	2	2	3	11	1	3	0	0	38		
20	Faith Randolph	g	11-22	1-7	1-1	1	4	5	3	24	3	1	0	0	37		
03	Sarah Beth Barnette	g	0-0	0-0	0-0	0	1	1	1	0	0	1	1	1	5		
13	Tiffany Suarez	g	0-0	0-0	0-0	0	0	0	0	0	0	0	0	0	3		
23	Aliyah Huland El	g	0-1	0-0	1-2	0	0	0	2	1	0	0	0	0	5		
44	Sydney Umeri	g	1-1	0-0	0-0	0	2	2	4	2	0	0	2	0	25		
	Team					0	0	0									
	Totals		25-56	1-11	4-9	6	29	35	24	55	6	10	6	3	200		

FG % 1st Half: 13-30 43.3% 2nd half: 12-26 46.2% Game: 25-56 44.6% Deadball Rebounds 2
 3FG % 1st Half: 0-5 0.0% 2nd half: 1-6 16.7% Game: 1-11 9.1%
 FT % 1st Half: 1-1 100.0 2nd half: 3-8 37.5% Game: 4-9 44.4%

LOUISVILLE 67 • 17-1,5-0

#	Player	Total			3-Ptr			Rebounds			PF	TP	A	TO	Blk	Stl	Min
		FG-FGA	FG-FGA	FT-FTA	FG-FGA	FG-FGA	FT-FTA	Off	Def	Tot							
00	HAMMOND, Sara	f	9-17	0-3	2-4	2	7	9	1	20	2	1	0	1	35		
02	HINES-ALLEN, Myisha	f	8-12	0-0	1-4	2	2	4	3	17	4	1	0	0	27		
04	MOORE, Mariya	f	3-5	0-2	4-5	0	2	2	3	10	5	1	0	1	28		
21	SMITH, Brija	g	1-4	0-0	1-4	2	4	6	4	3	4	0	1	1	28		
22	SCHIMMEL, Jude	g	2-10	0-3	1-3	0	4	4	0	5	3	1	0	1	37		
03	VAILS, Sheronne	g	0-0	0-0	1-2	0	1	1	0	1	0	0	0	0	1		
11	CARTER, Arica	g	0-0	0-0	0-0	0	0	0	1	0	1	1	0	0	8		
12	DYER, Shawnta'	g	1-4	0-0	1-3	1	4	5	1	3	1	0	0	0	13		
15	DEINES, Megan	g	2-3	0-1	0-0	2	1	3	1	4	1	0	0	0	19		
32	HENDERSON, Emmonni	g	2-4	0-0	0-1	1	2	3	0	4	0	0	0	0	4		
	Team					2	2	2									
	Totals		28-59	0-9	11-26	12	27	39	14	67	21	5	1	4	200		

FG % 1st Half: 14-30 46.7% 2nd half: 14-29 48.3% Game: 28-59 47.5% Deadball Rebounds 5,1
 3FG % 1st Half: 0-5 0.0% 2nd half: 0-4 0.0% Game: 0-9 0.0%
 FT % 1st Half: 4-11 36.4% 2nd half: 7-15 46.7% Game: 11-26 42.3%

Officials: Lawson Newton, Maj Forsberg, Pualani Spurlock
 Technical fouls: VIRGINIA-None. LOUISVILLE-None.
 Attendance: 11322

Score by periods	1st	2nd	Total
VIRGINIA	27	28	55
LOUISVILLE	32	35	67

	In	Off	2nd	Fast	Bench
Points VA	24	2	8	0	3
LOU	52	14	15	4	12

Last FG - VA 2nd-00:19, LOU 2nd-00:27.
 Largest lead - VA by 3 1st-18:05, LOU by 15 2nd-00:27.
 VA led for 02:55, LOU led for 36:11. Game was tied for 00:54.

Score tied - 0 times.
 Lead changed - 1 time.

Official Basketball Box Score -- Game Totals -- Final Statistics
Virginia vs MIAMI
01/21/15 7:00 p.m. at BankUnited Center | Coral Gables, Fla.

Virginia 58 • 13-6, 3-3 ACC

#	Player	Total			3-Ptr			Rebounds			PF	TP	A	TO	Blk	Stl	Min
		FG-FGA	FG-FGA	FT-FTA	FG-FGA	FG-FGA	FT-FTA	Off	Def	Tot							
21	Lauren Moses	f	2-4	0-0	0-1	1	4	5	5	4	0	2	0	0	20		
42	Sarah Imovbioh	c	3-5	0-0	8-12	3	5	8	2	14	2	1	1	1	35		
01	Mikayla Venson	g	4-8	2-4	1-2	0	1	1	4	11	2	2	0	0	29		
12	Breyana Mason	g	4-11	1-2	2-3	1	3	4	1	11	4	2	0	1	39		
20	Faith Randolph	g	5-15	2-4	2-2	0	3	3	4	14	3	4	0	2	36		
03	Sarah Beth Barnette	g	0-1	0-1	2-3	0	0	0	1	2	0	0	0	0	3		
13	Tiffany Suarez	g	0-2	0-0	0-0	0	2	2	1	0	0	1	0	0	9		
23	Aliyah Huland El	g	0-1	0-0	0-0	0	1	1	2	0	0	1	0	0	7		
44	Sydney Umeri	g	1-2	0-0	0-0	1	4	5	3	2	0	2	0	0	22		
	Team					2	4	6			1						
	Totals		19-49	5-11	15-23	8	27	35	23	58	11	16	1	4	200		

FG % 1st Half: 8-24 33.3% 2nd half: 11-25 44.0% Game: 19-49 38.8% Deadball Rebounds 6
 3FG % 1st Half: 2-5 40.0% 2nd half: 3-6 50.0% Game: 5-11 45.5%
 FT % 1st Half: 9-13 69.2% 2nd half: 6-10 60.0% Game: 15-23 65.2%

MIAMI 67 • 15-4, 5-1 ACC

#	Player	Total			3-Ptr			Rebounds			PF	TP	A	TO	Blk	Stl	Min
		FG-FGA	FG-FGA	FT-FTA	FG-FGA	FG-FGA	FT-FTA	Off	Def	Tot							
15	STERLING, Necole	f	1-7	0-2	0-0	1	0	1	4	2	0	1	0	0	18		
21	WILLIAMS, Jassany	f	1-7	0-0	2-2	3	6	9	5	4	0	0	1	0	23		
03	THOMAS, Jessica	g	6-10	2-4	4-4	0	0	0	2	18	2	1	0	4	25		
23	MOTLEY, Adrienne	g	4-11	0-3	0-0	2	1	3	2	8	2	1	0	0	31		
33	McGUIRE, Suriya	g	3-8	1-2	4-7	2	5	7	4	11	1	3	1	1	19		
00	HARRIS, Keyanna	g	0-0	0-0	0-0	0	0	0	0	0	0	0	0	0	1		
05	GREENE, Nigia	g	3-7	1-5	0-0	0	0	0	0	7	1	0	0	1	18		
10	WOODS, Michelle	g	5-9	0-3	2-4	0	1	1	2	12	5	1	0	0	25		
25	PRATHER, Khaila	g	1-2	0-0	0-0	1	5	6	1	2	1	2	0	0	23		
30	DAVENPORT, Erykah	g	1-3	0-0	1-2	3	6	9	3	3	0	1	1	0	17		
	Team					4	6	9			1						
	Totals		25-64	4-19	13-19	16	24	40	23	67	12	11	3	6	200		

FG % 1st Half: 10-30 33.3% 2nd half: 15-34 44.1% Game: 25-64 39.1% Deadball Rebounds 2
 3FG % 1st Half: 1-12 8.3% 2nd half: 3-7 42.9% Game: 4-19 21.1%
 FT % 1st Half: 4-7 57.1% 2nd half: 9-12 75.0% Game: 13-19 68.4%

Officials: Susan Blanch, Mark Zentz, Felicia Grinter
 Technical fouls: Virginia-None. MIAMI-None.
 Attendance: 1406
 Virginia's Lauren Moses fouls out at 3:22 second half
 Miami's Jassany Williams fouls out at :21 second half

Score by periods	1st	2nd	Total
------------------	-----	-----	-------



Official Basketball Box Score -- Game Totals -- Final Statistics NC State vs Virginia 01/29/15 7 p.m. at JJP Arena, Charlottesville, Va.

NC State 63 • 12-9, 3-5 ACC

#	Player	Total			3-Ptr			Rebounds			PF	TP	A	T	Blk	Stl	Min
		FG	FGA	FT	FTA	Off	Def	Tot									
11	Jennifer Mathurin	f	5-12	4-10	0-0	1	3	4	3	14	1	2	0	0	0	30	
25	Carlee Schuhmacher	c	6-16	0-2	1-2	1	2	3	3	13	0	2	1	0	27		
02	Len'Nique Brown	g	2-7	1-5	0-0	2	4	0	1	5	4	1	1	1	38		
03	Miah Spencer	g	2-8	0-0	0-0	1	8	9	1	4	8	1	0	3	35		
22	Dominique Wilson	g	7-16	1-7	3-3	0	4	4	2	18	2	3	0	1	37		
04	Ashley Williams	g	0-2	0-2	0-0	0	0	0	0	0	1	0	0	1	10		
05	Chelsea Nelson	g	3-4	0-0	1-2	0	1	1	2	7	0	1	0	2	13		
10	Ashley Eli	g	1-1	0-0	0-0	0	2	2	0	2	0	0	0	0	10		
Team						3 0 3											
Totals			26-66	6-26	5-7	8	22	30	12	63	16	10	2	8	200		

FG % 1st Half: 15-33 45.5% 2nd half: 11-33 33.3% Game: 26-66 39.4% Deadball
 3FG % 1st Half: 2-12 16.7% 2nd half: 4-14 28.6% Game: 6-26 23.1% Rebounds
 FT % 1st Half: 3-4 75.0% 2nd half: 2-3 66.7% Game: 5-7 71.4% 1,1

Virginia 71 • 14-7, 4-4 ACC

#	Player	Total			3-Ptr			Rebounds			PF	TP	A	T	Blk	Stl	Min
		FG	FGA	FT	FTA	Off	Def	Tot									
21	Lauren Moses	f	2-4	0-0	2-2	2	5	7	1	6	0	4	2	1	22		
42	Sarah Imovbioh	c	1-6	0-0	4-6	1	3	4	1	6	1	1	1	1	28		
01	Mikayla Venson	g	7-8	6-6	2-3	0	2	2	2	22	2	2	1	1	30		
12	Breyana Mason	g	3-8	1-1	2-2	0	4	4	0	9	3	1	0	1	33		
20	Faith Randolph	g	6-12	3-5	2-0	0	8	8	3	17	5	3	0	0	35		
03	Sarah Beth Barnette	g	1-3	0-1	0-0	1	2	3	2	2	0	0	0	1	14		
13	Tiffany Suarez	g	1-1	0-0	0-0	0	0	0	0	2	0	1	0	0	5		
23	Aliyah Huland El	g	1-4	1-2	2-2	0	1	1	0	5	0	3	1	0	17		
44	Sydney Umeri	g	1-3	0-0	0-0	1	4	5	2	2	0	1	1	0	16		
Team						0 4 4											
Totals			23-49	11-15	14-17	5	33	38	11	71	11	16	6	5	200		

FG % 1st Half: 13-24 54.2% 2nd half: 10-25 40.0% Game: 23-49 46.9% Deadball
 3FG % 1st Half: 6-7 85.7% 2nd half: 5-8 62.5% Game: 11-15 73.3% Rebounds
 FT % 1st Half: 4-4 100.0% 2nd half: 10-13 76.9% Game: 14-17 82.4% 1

Officials: Joe Cunningham, Joseph Vasizly, Angelica Suffren
 Technical fouls: NC State-None. Virginia-None.
 Attendance: 3092

Score by periods	1st	2nd	Total
NC State	35	28	63
Virginia	36	35	71

	In	Off	2nd	Fast	Bench
Points	Paint	T/O	Chance	Break	
NC State	28	15	11	12	9
Virginia	16	10	9	0	11

Last FG - ST 2nd-01:13, VA 2nd-00:52.
 Largest lead - ST by 8 2nd-10:19, VA by 8 2nd-00:07.
 ST led for 25:52. VA led for 09:11. Game was tied for 04:57.

Score tied - 6 times.
 Lead changed - 9 times.

Official Basketball Box Score -- Game Totals -- Final Statistics Virginia vs Clemson 02/01/15 2 p.m. at Clemson, S.C. (Littlejohn Coliseum)

Virginia 77 • 15-7, 5-4 ACC

#	Player	Total			3-Ptr			Rebounds			PF	TP	A	T	Blk	Stl	Min
		FG	FGA	FT	FTA	Off	Def	Tot									
41	Lauren Moses	f	6-10	0-0	3-6	6	4	10	3	15	3	0	2	2	29		
22	Sarah Imovbioh	c	6-10	0-0	3-3	4	9	13	3	15	3	1	2	2	32		
01	Mikayla Venson	g	4-8	2-4	2-2	0	2	2	1	12	4	1	0	0	33		
12	Breyana Mason	g	6-13	3-5	0-0	0	2	2	4	15	1	2	0	1	34		
20	Faith Randolph	g	2-12	1-4	3-4	0	1	1	2	8	2	2	0	1	30		
03	Sarah Beth Barnette	g	2-6	2-4	0-0	1	1	2	0	6	0	1	0	0	9		
13	Tiffany Suarez	g	0-1	0-0	0-0	0	0	0	0	0	2	0	0	0	11		
23	Aliyah Huland El	g	2-3	2-2	0-0	0	1	1	2	6	0	0	0	0	15		
44	Sydney Umeri	g	0-0	0-0	0-0	1	0	1	5	0	1	0	0	0	7		
Team						0 2 2											
Totals			28-63	10-19	11-15	12	22	34	20	77	16	7	4	6	200		

FG % 1st Half: 18-29 62.1% 2nd half: 10-34 29.4% Game: 28-63 44.4% Deadball
 3FG % 1st Half: 9-14 64.3% 2nd half: 1-5 20.0% Game: 10-19 52.6% Rebounds
 FT % 1st Half: 2-2 100.0% 2nd half: 9-13 69.2% Game: 11-15 73.3% 1

Clemson 72 • 9-13, 1-8 ACC

#	Player	Total			3-Ptr			Rebounds			PF	TP	A	T	Blk	Stl	Min
		FG	FGA	FT	FTA	Off	Def	Tot									
12	JOHNSON, MAKAYLA	f	1-1	0-0	2-2	1	0	1	4	4	0	0	0	1	11		
14	MOSLEY, PAIGE	f	1-1	0-0	0-0	1	1	2	2	2	1	2	0	1	21		
01	LEWIS, TIFFANY	g	6-15	5-13	2-2	0	3	3	0	19	1	1	0	0	34		
02	LINDSAY, CHELSEA	g	4-10	2-5	1-2	3	5	8	1	11	6	2	0	0	37		
21	DIXON, NIKKI	g	5-14	0-0	7-11	5	6	11	5	17	4	2	1	2	35		
00	DAVENPORT, SHELBIE	g	1-4	0-2	2-2	1	4	5	1	4	1	1	0	0	19		
24	ATKISM, IVY	g	2-3	0-0	3-4	2	1	3	4	7	0	2	0	0	17		
25	PERRY, CHA'NELLE	g	3-12	1-1	1-2	3	3	6	0	8	1	2	3	0	26		
Team						3 3 6											
Totals			23-60	8-21	18-25	19	26	45	17	72	14	12	4	4	200		

FG % 1st Half: 11-28 39.3% 2nd half: 12-32 37.5% Game: 23-60 38.3% Deadball
 3FG % 1st Half: 4-9 44.4% 2nd half: 4-12 33.3% Game: 8-21 38.1% Rebounds
 FT % 1st Half: 6-8 75.0% 2nd half: 12-17 70.6% Game: 18-25 72.0% 3

Officials: Dee Kantner, Edward Sidlasky, Geraldine Smith
 Technical fouls: Virginia-None. Clemson-None.
 Attendance: 902

Score by periods	1st	2nd	Total
Virginia	47	30	77
Clemson	32	40	72

	In	Off	2nd	Fast	Bench
Points	Paint	T/O	Chance	Break	
Virginia	24	6	12	6	12
Clemson	24	8	21	4	19

Last FG - VA 2nd-01:47, CU 2nd-03:23.
 Largest lead - VA by 19 2nd-17:41, CU by 4 1st-17:47.
 VA led for 33:55. CU led for 03:46. Game was tied for 02:10.

Score tied - 2 times.
 Lead changed - 7 times.

Official Basketball Box Score -- Game Totals -- Final Statistics Virginia vs Notre Dame 02/05/15 7 p.m. at Notre Dame, Ind. (Purcell Pavilion)

Virginia 54 • (15-8, 5-5)

#	Player	Total			3-Ptr			Rebounds			PF	TP	A	T	Blk	Stl	Min
		FG	FGA	FT	FTA	Off	Def	Tot									
21	Lauren Moses	f	4-7	0-0	0-0	1	2	3	5	8	1	2	0	1	17		
42	Sarah Imovbioh	c	0-3	0-0	3-4	0	16	16	0	3	3	4	0	1	34		
01	Mikayla Venson	g	4-11	1-5	0-0	0	1	1	2	9	1	3	0	0	37		
12	Breyana Mason	g	4-13	0-1	1-2	0	2	2	1	9	3	1	0	1	38		
20	Faith Randolph	g	7-13	1-2	1-1	1	2	3	3	16	1	1	0	3	32		
03	Sarah Beth Barnette	g	0-2	0-2	0-0	0	0	0	1	0	0	0	0	1	7		
13	Tiffany Suarez	g	1-2	0-0	0-0	1	0	1	3	2	0	0	0	0	8		
23	Aliyah Huland El	g	0-2	0-1	0-0	1	0	1	3	0	1	0	0	0	6		
44	Sydney Umeri	g	3-6	0-0	1-1	1	0	1	7	0	1	2	0	21			
Team						2 0 2											
Totals			23-59	2-11	6-8	7	23	30	19	54	10	14	2	7	200		

FG % 1st Half: 14-30 46.7% 2nd half: 9-29 31.0% Game: 23-59 39.0% Deadball
 3FG % 1st Half: 1-5 20.0% 2nd half: 1-6 16.7% Game: 2-11 18.2% Rebounds
 FT % 1st Half: 2-3 66.7% 2nd half: 4-5 80.0% Game: 6-8 75.0% 2

Notre Dame 75 • (22-2, 9-1)

#	Player	Total			3-Ptr			Rebounds			PF	TP	A	T	Blk	Stl	Min
		FG	FGA	FT	FTA	Off	Def	Tot									
11	Brianna Turner	f	11-14	0-0	4-6	4	9	13	2	26	0	0	2	1	35		
12	Taya Reimer	f	3-7	0-0	3-6	1	1	2	0	9	3	4	1	1	28		
15	Lindsay Allen	g	5-7	1-1	1-2	2	4	6	3	12	4	3	0	2	29		
23	Michaela Mabrey	g	2-6	1-5	0-0	0	1	1	0	5	1	0	0	0	19		
32	Jewell Loyd	g	4-15	0-1	6-8	1	2	3	1	14	4	1	1	0	34		
14	Mychal Johnson	g	0-2	0-0	0-0	1	1	2	1	0	1	0	0	0	12		
22	Madison Cable	g	1-3	0-1	0-0	1	4	5	0	2	1	0	0	1	17		
24	Hannah Huffman	g	0-0	0-0	1-2	0	2	2	1	1	1	0	0	1	8		



Official Basketball Box Score -- Game Totals -- Final Statistics NC State vs Virginia 01/29/15 7 p.m. at JPJ Arena, Charlottesville, Va.

NC State 63 • 12-9, 3-5 ACC

#	Player	Total		3-Ptr		Rebounds			PF	TP	A	TO	Blk	Stl	Min
		FG	FGA	FG	FGA	FT	FTA	Off							
11	Jennifer Mathurin	f	5-12	4-10	0-0	1	3	4	3	14	1	2	0	0	30
25	Carlee Schuhmacher	c	6-16	0-2	1-2	1	2	3	3	13	0	2	1	0	27
02	Len'Nique Brown	g	2-7	1-5	0-0	2	2	4	1	5	4	1	1	1	38
03	Miah Spencer	g	2-8	0-0	0-0	1	8	9	1	4	8	1	0	3	35
22	Dominique Wilson	g	7-16	1-7	3-3	0	4	4	2	18	2	3	0	1	37
04	Ashley Williams	g	0-2	0-2	0-0	0	0	0	0	0	1	0	0	1	10
05	Chelsea Nelson	g	3-4	0-0	1-2	0	1	1	2	7	0	1	0	2	13
10	Ashley Eli	g	1-1	0-0	0-0	0	2	2	0	2	0	0	0	0	10
	Team					3	0	3							
	Totals		26-66	6-26	5-7	8	22	30	12	63	16	10	2	8	200

FG % 1st Half: 15-33 45.5% 2nd half: 11-33 33.3% Game: 26-66 39.4%
 3FG % 1st Half: 2-12 16.7% 2nd half: 4-14 28.6% Game: 6-26 23.1%
 FT % 1st Half: 3-4 75.0% 2nd half: 2-3 66.7% Game: 5-7 71.4%

Virginia 71 • 14-7, 4-4 ACC

#	Player	Total		3-Ptr		Rebounds			PF	TP	A	TO	Blk	Stl	Min
		FG	FGA	FG	FGA	FT	FTA	Off							
21	Lauren Moses	f	2-4	0-0	2-2	2	5	7	1	6	0	4	2	1	22
42	Sarah Imovbioh	f	1-6	0-0	4-6	1	3	4	1	6	1	1	1	1	28
01	Mikayla Venson	g	7-8	6-6	2-3	0	2	2	2	22	2	1	1	1	30
12	Breyana Mason	g	3-8	1-1	2-2	0	4	4	0	9	3	1	0	1	33
20	Faith Randolph	g	6-12	3-5	2-2	0	8	8	3	17	5	3	0	0	35
03	Sarah Beth Barnette	g	1-3	0-1	0-0	1	2	3	2	2	0	0	0	1	14
13	Tiffany Suarez	g	1-1	0-0	0-0	0	0	0	0	2	0	1	0	0	5
23	Aliyah Huland El	g	1-4	1-2	2-2	0	1	1	0	5	0	3	1	0	17
44	Sydney Umeri	g	1-3	0-0	0-0	1	4	5	2	2	0	1	1	0	16
	Team					0	4	4							
	Totals		23-49	11-15	14-17	5	33	38	11	71	11	16	6	5	200

FG % 1st Half: 13-24 54.2% 2nd half: 10-25 40.0% Game: 23-49 46.9%
 3FG % 1st Half: 6-7 85.7% 2nd half: 5-8 62.5% Game: 11-15 73.3%
 FT % 1st Half: 4-4 100.0% 2nd half: 10-13 76.9% Game: 14-17 82.4%

Officials: Joe Cunningham, Joseph Vaszily, Angelica Suffren
 Technical fouls: NC State-None, Virginia-None.
 Attendance: 3092

Score by periods	1st	2nd	Total
NC State	35	28	63
Virginia	36	35	71

Last FG - ST 2nd-01:13, VA 2nd-00:52.
 Largest lead - ST by 8 2nd-10:19, VA by 8 2nd-00:07.
 ST led for 25:52, VA led for 09:11. Game was tied for 04:57.

Score tied - 6 times.
 Lead changed - 9 times.

Official Basketball Box Score -- Game Totals -- Final Statistics Virginia vs Clemson 02/01/15 2 p.m. at Clemson, S.C. (Littlejohn Coliseum)

Virginia 77 • 15-7, 5-4 ACC

#	Player	Total		3-Ptr		Rebounds			PF	TP	A	TO	Blk	Stl	Min
		FG	FGA	FG	FGA	FT	FTA	Off							
21	Lauren Moses	f	6-10	0-0	3-6	6	4	10	3	15	3	0	2	2	29
42	Sarah Imovbioh	c	6-10	0-0	3-3	4	9	13	3	15	3	1	2	2	32
01	Mikayla Venson	g	4-8	2-4	2-2	0	2	2	1	12	4	1	0	0	33
12	Breyana Mason	g	6-13	3-5	0-0	0	2	2	4	15	1	2	0	1	34
20	Faith Randolph	g	2-12	1-4	3-4	0	1	1	2	8	2	2	0	1	30
03	Sarah Beth Barnette	g	2-6	2-4	0-0	1	1	2	0	6	0	1	0	0	9
13	Tiffany Suarez	g	0-1	0-0	0-0	0	0	0	0	0	2	0	0	0	11
23	Aliyah Huland El	g	2-3	2-2	0-0	0	1	1	2	6	0	0	0	0	15
44	Sydney Umeri	g	0-0	0-0	0-0	1	0	1	5	0	1	0	0	0	7
	Team					0	2	2							
	Totals		28-63	10-19	11-15	12	22	34	20	77	16	7	4	6	200

FG % 1st Half: 18-29 62.1% 2nd half: 10-34 29.4% Game: 28-63 44.4%
 3FG % 1st Half: 9-14 64.3% 2nd half: 1-5 20.0% Game: 10-19 52.6%
 FT % 1st Half: 2-2 100.0% 2nd half: 9-13 69.2% Game: 11-15 73.3%

Clemson 72 • 9-13, 1-8 ACC

#	Player	Total		3-Ptr		Rebounds			PF	TP	A	TO	Blk	Stl	Min
		FG	FGA	FG	FGA	FT	FTA	Off							
12	JOHNSON, MAKAYLA	f	1-1	0-0	2-2	1	0	1	4	4	0	0	0	1	11
14	MOSLEY, PAIGE	f	1-1	0-0	0-0	1	1	2	2	2	1	2	0	1	21
01	LEWIS, TIFFANY	g	6-15	5-13	2-2	0	3	3	0	19	1	1	0	0	34
02	LINDSAY, CHELSEA	g	4-10	2-5	1-2	3	5	8	1	11	6	2	0	0	37
21	DIXON, NIKKI	g	5-14	0-0	7-11	5	6	11	5	17	4	2	1	2	35
00	DAVENPORT, SHELBYE	g	1-4	0-2	2-2	1	4	5	1	4	1	1	0	0	19
24	ATKISM, IVY	g	2-3	0-0	3-4	2	1	3	4	7	0	2	0	0	17
25	PERRY, CHA'NELLE	g	3-12	1-1	1-2	3	3	6	0	8	1	2	3	0	26
	Team					3	3	6							
	Totals		23-60	8-21	18-25	19	26	45	17	72	14	12	4	4	200

FG % 1st Half: 11-28 39.3% 2nd half: 12-32 37.5% Game: 23-60 38.3%
 3FG % 1st Half: 4-9 44.4% 2nd half: 4-12 33.3% Game: 8-21 38.1%
 FT % 1st Half: 6-8 75.0% 2nd half: 12-17 70.6% Game: 18-25 72.0%

Officials: Dee Kantner, Edward Sidlasky, Geraldine Smith
 Technical fouls: Virginia-None, Clemson-None.
 Attendance: 902

Score by periods	1st	2nd	Total
Virginia	47	30	77
Clemson	32	40	72

Last FG - VA 2nd-01:47, CU 2nd-03:23.
 Largest lead - VA by 19 2nd-17:41, CU by 4 1st-17:47.
 VA led for 33:55, CU led for 03:46. Game was tied for 02:10.

Score tied - 2 times.
 Lead changed - 7 times.

Official Basketball Box Score -- Game Totals -- Final Statistics Virginia vs Notre Dame 02/05/15 7 p.m. at Notre Dame, Ind. (Purcell Pavilion)

Virginia 54 • (15-8, 5-5)

#	Player	Total		3-Ptr		Rebounds			PF	TP	A	TO	Blk	Stl	Min
		FG	FGA	FG	FGA	FT	FTA	Off							
21	Lauren Moses	f	4-7	0-0	0-0	1	2	3	5	8	1	2	0	1	17
42	Sarah Imovbioh	c	0-3	0-0	3-4	0	16	16	0	3	3	4	0	1	34
01	Mikayla Venson	g	4-11	1-5	0-0	0	1	1	2	9	1	3	0	0	37
12	Breyana Mason	g	4-13	0-1	1-2	0	2	2	1	9	3	1	0	1	38
20	Faith Randolph	g	7-13	1-2	1-1	1	2	3	3	16	1	1	0	3	32
03	Sarah Beth Barnette	g	0-2	0-2	0-0	0	0	0	1	0	0	0	0	1	7
13	Tiffany Suarez	g	1-2	0-0	0-0	1	0	1	3	2	0	0	0	0	8
23	Aliyah Huland El	g	0-2	0-1	0-0	1	0	1	3	0	1	0	0	0	6
44	Sydney Umeri	g	3-6	0-0	1-1	1	0	1	1	7	0	1	2	0	21
	Team					2	0	2							
	Totals		23-59	2-11	6-8	7	23	30	19	54	10	14	2	7	200

FG % 1st Half: 14-30 46.7% 2nd half: 9-29 31.0% Game: 23-59 39.0%
 3FG % 1st Half: 1-5 20.0% 2nd half: 1-6 16.7% Game: 2-11 18.2%
 FT % 1st Half: 2-3 66.7% 2nd half: 4-5 80.0% Game: 6-8 75.0%

Notre Dame 75 • (22-2, 9-1)

#	Player	Total		3-Ptr		Rebounds			PF	TP	A	TO	Blk	Stl	Min
		FG	FGA	FG	FGA	FT	FTA	Off							
11	Brianna Turner	f	11-14	0-0	4-6	4	9	13	2	26	0	0	2	1	35
12	Taya Reimer	f	3-7	0-0	3-6	1	1	2	0	9	3	4	0	1	28
15	Lindsay Allen	g	5-7	1-1	1-2	2	4	6	3	12	4	3	0	2	29
23	Michaela Mabrey	g	2-6	1-5	0-0	0	1	1	0	5	1	0	0	0	19
32	Jewell Loyd	g	4-15	0-1	6-8	1	2	3	1	14	4	1	1	0	34
14	Mychal Johnson	g	0-2	0-0	0-0	1	1	2	1	0	1	0	0	0	12
22	Madison Cable	g	1-3	0-1	0-0	1	4	5	0	2	1	0	0	1	17
24	Hannah Huffman	g	0-0	0-0	1-2	0	2	2	1	1	1	0	0	1	8
33	Kathryn Westbeld	g	2-3	0-0	2-2	2	2	4	0	6	2	2	0	0	14
34	Markisha Wright	g	0-0	0-0	0-0	0	1	1	1	0	0	0	0	0	3
35	Diamond Thompson	g	0-0	0-0	0-0	0	0	0	0	0	0	0	0	0	1
	Team					1	2	3							
	Totals		28-57	2-8	17-26	13	29	42	9	75	17	12	4	6	200

FG % 1st Half: 15-30 50.0% 2nd half: 13-27 48.1% Game: 28-57 49.1%
 3FG % 1st Half: 2-6 33.3% 2nd half: 0-2 0.0% Game: 2-8 25.0%
 FT % 1st Half: 9-11 81.8% 2nd half: 8-15 53.3% Game: 17-26 65.4%

Officials: Kathleen Lynch, Rod Creech, Jules Galien
 Technical fouls: Virginia-None, Notre Dame-None.
 Attendance: 8738

Score by periods	1st	2nd	Total
Virginia	31	23	54
Notre Dame	41	34	75

Last FG - VA 2nd-05:44, ND 2nd-01:51.
 Largest lead - VA None, ND by 23 2nd-01:37.
 VA led for 00:00, ND led for 38:50. Game was tied for 00:51.

Score tied - 0 times.
 Lead changed - 0 times.

Official Basketball Box Score -- Game Totals -- Final Statistics Duke vs Virginia 02/12/15 7 p.m. at JPJ Arena, Charlottesville, Va.

Duke 71 • 19-6, 10-2 ACC

#	Player	Total		3-Ptr		Rebounds			PF	TP	A	TO	Blk	Stl	Min
		FG	FGA	FG	FGA	FT	FTA	Off							
21	Kendall Cooper	f	4-7	0-0	0-0	2	6	8	2	8	0	4	0	1	26
01	Elizabeth Williams	c	3-9	0-0	3-4	5									



Official Basketball Box Score -- Game Totals -- Final Statistics Virginia vs PITT 02/19/15 7:00 PM at Petersen Events Center, Pittsburgh, PA

Virginia 63 • (15-11, 5-8 ACC)

#	Player	Total			3-Ptr			Rebounds			PF	TP	A	TO	Blk	Stl	Min
		FG-FGA	FG-FGA	FT-FTA	FG-FGA	FG-FGA	FT-FTA	Off	Def	Tot							
21	Lauren Moses	r	2-5	0-0	0-2	0	4	4	4	4	0	2	1	0	28		
42	Sarah Imovbioh	r	5-10	0-0	8-10	6	12	18	5	18	0	3	1	0	35		
01	Mikayla Venson	g	4-10	0-3	3-4	0	1	1	4	11	2	6	0	1	35		
12	Breyana Mason	g	4-11	0-0	2-2	0	4	4	3	10	2	2	0	2	42		
20	Faith Randolph	g	3-16	1-4	0-0	1	0	1	4	7	1	4	0	3	32		
03	Sarah Beth Barnette	g	0-0	0-0	0-0	1	1	2	0	0	0	0	0	0	3		
13	Tiffany Suarez	g	1-1	0-0	0-0	0	1	1	0	2	0	0	1	0	7		
23	Aliyah Huland El	g	3-9	0-2	1-1	0	0	0	4	7	1	0	0	1	20		
44	Sydney Umeri	g	1-4	0-0	2-2	2	5	7	1	4	0	1	0	0	23		
Team						4			2								
Totals			23-66	1-9	16-21	14	30	44	25	63	6	18	3	7	225		

FG % 1st Half: 11-29 37.9% 2nd half: 11-31 35.5% OT: 1-6 16.7% Game: 23-66 34.8% Deadball Rebounds
 3FG % 1st Half: 1-3 33.3% 2nd half: 0-4 0.0% OT: 0-2 0.0% Game: 1-9 11.1%
 FT % 1st Half: 7-7 100.0 2nd half: 6-8 75.0% OT: 3-6 50.0% Game: 16-21 76.2%

PITT 68 • (18-8, 8-5 ACC)

#	Player	Total			3-Ptr			Rebounds			PF	TP	A	TO	Blk	Stl	Min
		FG-FGA	FG-FGA	FT-FTA	FG-FGA	FG-FGA	FT-FTA	Off	Def	Tot							
12	Yacine Diop	r	2-5	0-1	2-4	2	4	6	3	6	4	8	1	3	36		
24	Monica Wignot	r	3-11	0-4	0-0	1	7	8	0	6	4	1	3	0	36		
35	Stasha Carey	r	7-13	1-5	2-6	3	6	9	4	17	3	3	4	3	44		
02	Aysia Bugg	g	1-2	0-0	0-0	0	2	2	2	2	1	1	0	0	18		
03	Brianna Kiesel	g	9-18	0-3	5-8	0	6	6	4	23	3	4	0	1	41		
14	Fred Potvin	g	1-6	1-5	0-0	0	0	0	0	3	0	0	0	0	17		
22	Chelsea Welch	g	2-3	1-2	6-8	1	3	4	4	11	0	1	0	1	29		
51	Cora McManus	g	0-0	0-0	0-0	1	0	1	1	0	0	0	0	0	4		
Team						1			3								
Totals			25-58	3-20	15-26	9	31	40	18	68	15	18	8	8	225		

FG % 1st Half: 8-24 33.3% 2nd half: 15-30 50.0% OT: 2-4 50.0% Game: 25-58 43.1% Deadball Rebounds
 3FG % 1st Half: 1-8 12.5% 2nd half: 2-11 18.2% OT: 0-1 0.0% Game: 3-20 15.0%
 FT % 1st Half: 3-5 60.0% 2nd half: 6-11 54.5% OT: 6-10 60.0% Game: 15-26 57.7%

Officials: Billy Smith (R), Dan Outlaw, Rachelle Jones
 Technical fouls: Virginia-None. PITT-None.
 Attendance: 736

Score by periods	1st	2nd	OT	Total
Virginia	30	28	5	63
PITT	20	38	10	68

Last FG - VA OT-00:13, UP OT-02:51.
 Largest lead - VA by 12 1st-00:43, UP by 6 OT-00:19.
 VA led for 39:17. UP led for 02:51. Game was tied for 02:52.

Points	In	Off	2nd	Fast	Bench
VA	24	17	12	6	13
UP	40	23	4	10	14

Score tied - 2 times.
 Lead changed - 1 time.

Official Basketball Box Score -- Game Totals -- Final Statistics Virginia Tech vs Virginia 02/22/15 1 p.m. at JPJ Arena, Charlottesville, Va.

Virginia Tech 59 • 10-18, 1-14 ACC

#	Player	Total			3-Ptr			Rebounds			PF	TP	A	TO	Blk	Stl	Min
		FG-FGA	FG-FGA	FT-FTA	FG-FGA	FG-FGA	FT-FTA	Off	Def	Tot							
24	Tajjah Campbell	r	4-7	0-0	1-2	3	2	5	4	9	2	0	0	4	32		
40	Dominique Powell	r	2-6	0-0	1-2	1	0	1	0	5	0	1	0	1	20		
05	Vanessa Panousis	g	6-13	4-9	1-1	1	3	4	4	17	1	4	0	1	26		
23	Rachel Camp	g	2-5	1-2	1-2	1	1	2	4	6	4	5	0	0	30		
33	Kelsey Conyers	g	1-3	0-2	3-4	1	3	4	4	5	4	2	0	1	32		
02	Sidney Cook	g	4-7	0-0	2-2	3	1	4	3	10	0	3	0	0	21		
04	Hannah Young	g	1-9	0-7	2-2	1	6	7	3	4	4	0	2	1	29		
22	Lindsey Oblitely	g	0-0	0-0	0-0	0	0	0	0	0	0	0	0	0	0+		
25	Samantha Hill	g	1-3	1-2	0-0	0	0	0	0	3	0	0	0	0	9		
35	Tara Nahodil	g	0-0	0-0	0-0	0	0	0	0	0	0	0	0	0	1		
Team						1			0								
Totals			21-53	6-22	11-15	12	16	28	22	59	15	17	2	8	200		

FG % 1st Half: 10-26 38.5% 2nd half: 11-27 40.7% Game: 21-53 39.6% Deadball Rebounds
 3FG % 1st Half: 3-11 27.3% 2nd half: 3-11 27.3% Game: 6-22 27.3%
 FT % 1st Half: 8-12 66.7% 2nd half: 3-3 100.0 Game: 11-15 73.3%

Virginia 73 • 16-11, 6-8 ACC

#	Player	Total			3-Ptr			Rebounds			PF	TP	A	TO	Blk	Stl	Min
		FG-FGA	FG-FGA	FT-FTA	FG-FGA	FG-FGA	FT-FTA	Off	Def	Tot							
21	Lauren Moses	r	4-5	0-0	5-6	1	1	2	2	13	0	2	0	2	20		
42	Sarah Imovbioh	r	2-4	0-0	1-2	1	6	7	4	5	0	1	0	1	24		
01	Mikayla Venson	g	6-10	2-4	8-8	0	3	3	1	22	3	4	0	4	35		
12	Breyana Mason	g	2-6	1-3	4-5	0	5	5	0	9	2	3	0	2	29		
20	Faith Randolph	g	6-14	1-4	4-4	1	3	4	3	17	2	1	0	0	36		
02	JaeLisa Allen	g	0-0	0-0	0-0	0	0	0	0	0	0	0	0	0	0+		
03	Sarah Beth Barnette	g	0-0	0-0	0-0	0	1	1	1	0	0	2	0	1	7		
13	Tiffany Suarez	g	0-0	0-0	0-0	0	0	0	1	0	0	0	0	0	3		
23	Aliyah Huland El	g	1-3	0-2	3-4	0	0	0	1	5	2	1	0	0	22		
44	Sydney Umeri	g	1-2	0-0	0-0	1	1	2	1	2	0	0	0	1	24		
Team						3			4								
Totals			22-44	4-13	25-29	7	21	28	14	73	9	14	0	11	200		

FG % 1st Half: 8-19 42.1% 2nd half: 14-25 56.0% Game: 22-44 50.0% Deadball Rebounds
 3FG % 1st Half: 4-10 40.0% 2nd half: 0-3 0.0% Game: 4-13 30.8%
 FT % 1st Half: 8-9 88.9% 2nd half: 17-20 85.0% Game: 25-29 86.2%

Officials: Susan Blauch, Maj Forsberg, Bob Enterline
 Technical fouls: Virginia Tech-None. Virginia-None.
 Attendance: 3772

Score by periods	1st	2nd	Total
Virginia Tech	31	28	59
Virginia	28	45	73

Last FG - VT 2nd-01:19, VA 2nd-02:21.
 Largest lead - VT by 3 1st-11:55, VA by 14 2nd-00:34.
 VT led for 11:35. VA led for 25:55. Game was tied for 02:29.

Points	In	Off	2nd	Fast	Bench
VT	26	12	12	0	17
VA	22	14	9	6	7

Score tied - 5 times.
 Lead changed - 12 times.

Official Basketball Box Score -- Game Totals -- Final Statistics Virginia vs North Carolina 02/26/15 7:00 PM at Carmichael Arena, Chapel Hill, NC

Virginia 70 • 16-12, 6-9 ACC

#	Player	Total			3-Ptr			Rebounds			PF	TP	A	TO	Blk	Stl	Min
		FG-FGA	FG-FGA	FT-FTA	FG-FGA	FG-FGA	FT-FTA	Off	Def	Tot							
21	Lauren Moses	r	5-8	0-0	1-5	3	6	9	3	11	0	3	0	0	32		
42	Sarah Imovbioh	r	5-8	0-0	1-5	2	10	12	4	11	1	1	0	1	27		
01	Mikayla Venson	g	4-11	1-4	1-1	0	4	4	1	10	1	5	0	0	31		
12	Breyana Mason	g	1-7	0-2	0-0	1	0	1	1	2	8	2	0	0	31		
20	Faith Randolph	g	8-13	4-5	4-5	0	2	2	3	24	5	5	0	2	32		
03	Sarah Beth Barnette	g	0-0	0-0	0-0	0	0	0	1	0	0	2	0	0	1		
23	Aliyah Huland El	g	5-7	2-4	0-1	1	1	2	3	12	0	2	0	0	26		
44	Sydney Umeri	g	0-1	0-0	0-0	0	3	3	0	0	0	1	0	0	20		
Team						1			6								
Totals			28-55	7-15	7-17	8	32	40	16	70	15	21	0	3	200		

FG % 1st Half: 14-24 58.3% 2nd half: 14-31 45.2% Game: 28-55 50.9% Deadball Rebounds
 3FG % 1st Half: 4-8 50.0% 2nd half: 3-7 42.9% Game: 7-15 46.7%
 FT % 1st Half: 1-4 25.0% 2nd half: 6-13 46.2% Game: 7-17 41.2%

North Carolina 72 • 23-6, 10-5 ACC

#	Player	Total			3-Ptr			Rebounds			PF	TP	A	TO	Blk	Stl	Min
		FG-FGA	FG-FGA	FT-FTA	FG-FGA	FG-FGA	FT-FTA	Off	Def	Tot							
01	Mavunga, Stephanie	r	10-15	0-0	3-6	4	4	8	3	23	1	5	2	3	26		
02	Coleman, Latifah	g	2-6	0-1	0-0	0	1	1	1	4	3	1	0	3	25		
10	Butts, Danielle	g	2-4	0-0	0-2	0	2	2	4	4	3	0	1	0	13		
11	Rountree, Brittany	g	4-7	2-5	0-0	0	6	6	4	10	1	3	0	2	33		
15	Gray, Alisha	g	3-12	0-4	3-3	3	5	8	2	9	4	2	1	0	32		
00	Cherry, Jamie	g	1-5	1-2	1-2	1	0	1	2	4	5	0	0	0	15		
13	Fuller, Hillary	g	0-0	0-0	0-0	0	0	0	0	0	0	0	0	0	2		
22	Bryant, N'Dea	g															

2014-15 VIRGINIA SEASON RESULTS & LEADERS

RECORD:	OVERALL	HOME	AWAY	NEUTRAL
ALL GAMES	16-12	12-4	4-7	0-1
CONFERENCE	6-9	4-3	2-6	0-0
NON-CONFERENCE	10-3	8-1	2-1	0-1

UVa.										
Date	Rank	Opponent	Score	W/L	Rec.	ACC	Attend.	High Scorer	High Reb.	Opp. High Scr
11/14		OHIO STATE	87-82	W	1-0	0-0	3358	Randolph 25	Imovbioh 24	Mitchell 26
11/16		RADFORD	75-47	W	2-0	0-0	3172	Imovbioh 14	Imovbioh 9	White 14
11/20	NR/RV	at Xavier	71-62	W	3-0	0-0	714	Randolph 26	Imovbioh 13	Gaffney 15
11/23	NR/RV	AUBURN	66-51	W	4-0	0-0	3526	Imovbioh 21	Imovbioh 13	Montgomery 24
11/28	NR/RV	vs Toledo	64-62	L	4-1	0-0	436	Randolph 21	Imovbioh 9	Zanoguera 24
11/30	NR/RV	at FIU	74-61	W	5-1	0-0	305	FR/SI 16	Imovbioh 10	Pound 18
12/03		at Illinois	86-63	L	5-2	0-0	1253	Randolph 16	Moses 13	Grant 16
12/06		DELAWARE ST	100-62	W	6-2	0-0	2998	Venson 22	Barnette 11	Aldridge 17
12/16		LONGWOOD	91-49	W	7-2	0-0	2841	Imovbioh 25	Imovbioh 15	Williams 18
12/19		SAINT MARYS	62-49	W	8-2	0-0	2950	Randolph 20	FR/SI 5	HH/LN 16
12/21		HOWARD	74-53	W	9-2	0-0	3014	Randolph 26	Imovbioh 10	Brown 15
12/28		DAVIDSON	67-57	L	9-3	0-0	3392	Imovbioh 21	Imovbioh 19	Early 24
12/29		DREXEL	72-66	W	10-3	0-0	3031	Imovbioh 19	Imovbioh 9	Curran 15
01/04		at Virginia Tech	62-47	W	11-3	1-0	1225	Mason 16	Imovbioh 11	Camp 23
01/08		WAKE FOREST	72-70	W	12-3	2-0	3034	Venson 21	FR, LM, SI 7	Hamby 27
01/11		at No. 21 Syracuse	70-58	L	12-4	2-1	708	Randolph 24	Moses 13	Peterson 16
01/15		BOSTON COLLEGE	68-56	W	13-4	3-1	3397	Randolph 23	Imovbioh 11	Hughes 14
01/18		at No. 4 Louisville	67-57	L	13-5	3-2	11322	Randolph 24	Imovbioh 15	Hammond 20
01/21		at Miami	67-58	L	13-6	3-3	1406	FR/SI 14	Imovbioh 8	Thomas 18
01/25		GEORGIA TECH	68-62	L	13-7	3-4	3975	Randolp 23	SI/FR 7	Davis 31
01/29		NC STATE	71-63	W	14-7	4-4	3092	Venson 22	Randolph 8	Wilson 18
02/01		at Clemson	77-72	W	15-7	5-4	902	LM/SI/BM 15	Imovbioh 13	Lewis 19
02/05		at Notre Dame	75-54	L	15-8	5-5	8738	Randolph 16	Imovbioh 16	Turner 26
02/12		DUKE	71-45	L	15-9	5-6	3333	Imovbioh 14	Imovbioh 8	Greenwell 22
02/15		FLORIDA STATE	65-56	L	15-10	5-7	4042	Venson 15	Umeri 5	IS, AB 14
02/19		at Pitt	68-63	LOT	15-11	5-8	736	Imovbioh 18	Imovbioh 18	Kiesel 23
02/22		VIRGINIA TECH	73-59	W	16-11	6-8	3772	Venson 22	Imovbioh 7	Panousis 17
02/26		at North Carolina	72-70	L	16-12	6-9	2988	Randolph 24	Imovbioh 12	Mavunga 23



2014-15 POINTS-REBS-ASSISTS

OPPONENT	ALLEN	BARNETTE	HULAND EL	IMOV BIOH	MASON
OHIO STATE	DNP	0-2-1	5-1-1	18-24-0	22-0-6
RADFORD	0-0-0	3-4-0	7-5-1	14-9-0	11-3-5
at Xavier	DNP	0-1-0	4-2-0	18-13-1	6-2-6
AUBURN	DNP	3-6-2	2-2-1	21-13-2	8-2-4
vs. Toledo	DNP	0-1-0	3-2-0	9-9-2	0-3-3
vs. FIU	DNP	0-0-0	8-3-1	16-10-1	11-0-2
at Illinois	DNP	0-0-0	3-3-0	10-8-0	6-4-3
DELAWARE ST	2-1-0	9-11-5	10-3-2	10-9-1	16-3-7
LONGWOOD	0-1-0	2-5-1	11-2-4	25-15-0	10-3-4
ST. MARY'S	DNP	0-4-0	5-0-1	6-5-0	7-1-2
HOWARD	DNP	3-1-0	2-0-0	21-10-0	3-3-3
DAVIDSON	DNP	5-2-0	7-1-1	21-19-1	4-2-2
DREXEL	DNP	6-2-2	4-2-4	19-9-3	11-4-3
at Virginia Tech	DNP	0-2-1	10-2-1	9-11-1	16-1-1
WAKE FOREST	DNP	0-1-0	12-3-1	8-7-1	12-2-3
at Syracuse	DNP	0-0-0	7-2-3	14-9-1	2-4-2
BOSTON COLLEGE	DNP	8-1-2	0-2-0	10-11-2	12-2-7
at Louisville	DNP	0-1-0	1-0-0	11-15-0	11-2-1
at Miami	DNP	2-0-0	0-1-0	14-8-2	11-4-4
GEORGIA TECH	DNP	0-2-0	7-1-1	5-7-1	14-3-5
NC STATE	DNP	2-3-0	5-1-0	6-4-1	9-4-3
at Clemson	DNP	6-2-0	6-1-0	15-13-3	15-2-1
at Notre Dame	DNP	0-0-0	0-1-1	3-16-3	9-2-3
DUKE	DNP	2-2-0	5-5-1	14-8-1	2-1-6
FLORIDA ST	DNP	3-1-0	14-2-1	4-2-1	6-3-3
at Pitt	DNP	0-2-0	7-0-1	18-18-0	10-4-2
VIRGINIA TECH	0-0-0	0-1-0	5-0-2	5-7-0	9-5-2
at UNC	DNP	0-0-0	12-2-0	11-12-1	2-1-8
LOUISVILLE					

OPPONENT	MOSES	RANDOLPH	SUAREZ	UMERI	VENSON
OHIO STATE	4-7-0	25-6-5	0-0-1	2-3-0	11-1-3
RADFORD	7-5-0	11-4-0	6-0-1	4-1-1	12-3-1
at Xavier	8-6-1	26-4-0	2-0-0	2-8-1	5-6-5
AUBURN	3-5-1	18-5-0	1-0-0	0-0-0	10-3-1
vs. Toledo	14-8-0	21-2-2	0-2-1	6-3-1	9-1-4
vs. FIU	7-4-2	16-1-1	0-0-1	4-0-0	12-2-2
at Illinois	5-13-0	16-2-3	2-2-2	10-8-0	11-0-1
DELAWARE ST	6-6-2	15-1-1	4-1-2	6-2-1	22-2-2
LONGWOOD	10-2-3	14-2-1	8-1-1	0-1-0	11-1-4
ST. MARY'S	4-4-0	20-5-4	0-1-0	6-3-2	14-1-4
HOWARD	5-6-2	26-7-3	0-5-0	4-5-2	10-1-4
DAVIDSON	2-3-1	15-1-2	0-0-0	2-3-1	1-3-1
DREXEL	2-3-0	21-3-1	0-0-0	2-1-0	16-7-1
at Virginia Tech	5-8-3	9-5-4	0-0-0	0-5-0	13-0-2
WAKE FOREST	8-7-2	11-7-1	DNP	0-1-0	21-2-2
at Syracuse	2-13-1	24-2-2	DNP	0-0-0	9-1-3
BOSTON COLLEGE	0-5-1	23-6-1	DNP	2-2-0	13-3-3
at Louisville	4-9-0	24-5-3	0-0-0	2-2-0	2-1-2
at Miami	4-5-0	14-3-3	0-2-0	2-5-0	11-1-2
GEORGIA TECH	4-6-1	23-7-2	DNP	2-3-1	7-2-2
NC STATE	6-7-0	17-8-5	2-0-0	2-5-0	22-2-2
at Clemson	15-10-3	8-1-2	0-0-2	0-1-1	12-2-4
at Notre Dame	8-3-1	16-3-1	2-1-0	7-1-0	9-1-1
DUKE	6-1-1	4-5-1	5-0-1	0-1-1	7-1-1
FLORIDA ST	5-0-1	INJ	2-2-0	7-5-2	15-3-2
at Pitt	4-4-0	7-1-1	2-1-0	4-7-0	11-1-2
VIRGINIA TECH	13-2-0	17-4-2	0-0-0	2-2-0	22-3-3
at UNC	11-9-0	24-2-5	DNP	0-3-0	10-4-1
LOUISVILLE					



GAME-BY-GAME STAT COMPARISONS

	Field Goal %		3-Point FG %		Free Throw Pct.		Rebounds	Turnovers
	Virginia	Opponent	Virginia	Opponent	Virginia	Opponent	UVa-Opp	UVa-Opp
OHIO STATE	31-76 (.408)	29-74 (.392)	10-26 (.385)	11-30 (.367)	15-19 (.789)	13-16 (.813)	51-40 (+11)	10-9
RADFORD	30-66 (.455)	16-54 (.296)	2-14 (.143)	1-18 (.056)	13-20 (.650)	14-20 (.700)	38-43 (-5)	5-20
at Xavier	29-62 (.468)	22-62 (.355)	3-7 (.429)	8-25 (.320)	10-12 (.833)	10-13 (.769)	44-33 (+11)	15-13
AUBURN	23-46 (.500)	20-62 (.323)	7-10 (.700)	8-20 (.400)	13-20 (.650)	3-12 (.250)	39-32 (+7)	17-15
vs Toledo	24-60 (.400)	22-46 (.478)	7-20 (.350)	7-22 (.318)	7-11 (.636)	13-19 (.684)	35-30 (+5)	9-12
at FIU	32-62 (.516)	22-46 (.478)	2-10 (.200)	6-11 (.545)	8-11 (.727)	11-15 (.733)	21-36 (-15)	7-25
at Illinois	21-56 (.375)	33-60 (.550)	4-14 (.286)	8-21 (.381)	17-26 (.654)	12-21 (.571)	42-29 (+13)	18-11
DELAWARE ST	38-71 (.535)	21-58 (.362)	8-18 (.444)	6-14 (.429)	16-25 (.640)	14-16 (.875)	45-34 (+11)	8-17
LONGWOOD	38-68 (.559)	18-57 (.316)	2-13 (.154)	7-25 (.280)	13-20 (.650)	6-9 (.667)	38-33 (+5)	6-20
SAINT MARYS	22-56 (.393)	16-46 (.348)	6-18 (.333)	2-10 (.200)	12-14 (.857)	15-21 (.714)	28-38 (-10)	14-23
HOWARD	27-59 (.458)	21-71 (.296)	4-14 (.286)	2-28 (.071)	16-23 (.696)	9-11 (.818)	46-40 (+6)	25-24
DAVIDSON	20-64 (.313)	25-55 (.455)	5-23 (.217)	11-23 (.478)	12-15 (.800)	6-8 (.750)	41-37 (+4)	15-18
DREXEL	21-48 (.438)	24-54 (.444)	7-19 (.368)	5-14 (.357)	23-30 (.767)	13-16 (.813)	38-25 (+13)	17-12
at Va Tech	23-56 (.411)	15-52 (.288)	8-20 (.400)	3-15 (.200)	8-15 (.533)	14-20 (.700)	36-37 (-1)	11-15
WAKE	24-60 (.400)	30-58 (.517)	10-26 (.385)	2-12 (.167)	14-19 (.737)	8-15 (.533)	34-37 (-3)	17-20
at Syracuse	23-66 (.348)	26-55 (.473)	7-22 (.318)	12-27 (.444)	5-8 (.625)	6-8 (.750)	40-36 (+4)	22-21
BC	22-61 (.361)	23-56 (.411)	13-26 (.500)	3-15 (.200)	11-13 (.846)	7-9 (.778)	38-35 (+3)	16-17
at Louisville	25-56 (.446)	28-59 (.475)	1-11 (.091)	0-9 (.000)	4-9 (.444)	11-26 (.423)	35-39 (-4)	10-5
at Miami	19-49 (.388)	25-64 (.391)	5-11 (.455)	4-19 (.211)	15-23 (.652)	13-19 (.684)	35-40 (-5)	16-11
GEORGIA TECH	28-63 (.444)	26-65 (.400)	3-15 (.200)	2-15 (.133)	3-7 (.429)	14-14 (1.000)	35-40 (-5)	13-13
NC STATE	23-59 (.469)	26-66 (.394)	11-15 (.733)	6-26 (.230)	14-17 (.824)	5-7 (.714)	38-30 (+8)	16-10
at Clemson	28-63 (.444)	23-60 (.383)	10-19 (.526)	8-21 (.381)	11-15 (.733)	18-25 (.720)	34-45 (-11)	7-12
at Notre Dame	23-59 (.390)	28-57 (.491)	2-11 (.182)	2-8 (.250)	6-8 (.750)	17-26 (.654)	30-42 (-12)	14-12
DUKE	19-52 (.365)	26-59 (.441)	2-11 (.182)	6-19 (.316)	5-8 (.625)	13-17 (.765)	25-42 (-17)	22-19
FLORIDA STATE	20-43 (.465)	24-53 (.453)	8-19 (.421)	8-21 (.381)	8-9 (.889)	9-13 (.692)	21-33 (-12)	19-16
at Pitt	23-66 (.348)	25-58 (.431)	1-9 (.111)	3-20 (.150)	16-21 (.762)	15-26 (.577)	44-40 (+4)	18-18
VIRGINIA TECH	22-44 (.500)	21-53 (.396)	4-13 (.308)	6-22 (.273)	25-29 (.862)	11-15 (.733)	28-28 (E)	14-17
at UNC	28-55 (.509)	30-71 (.423)	7-15 (.467)	4-16 (.250)	7-17 (.412)	8-14 (.571)	40-39 (+1)	21-12



MISCELLANEOUS STATS

VIRGINIA

OPPONENT

Table with 2 columns: VIRGINIA and OPPONENT. Rows include Bench Points, FG Percentage- Home, FG Percentage- Road, FG Percentage- Neutral, Most Points- Half, Fewest Points- Half, Largest Halftime Lead, and Largest Halftime Deficit.

VIRGINIA'S RECORD WHEN

Table with 2 columns: Record description and Record (W-L). Rows include Game decided by 10 pts or less, Leading at halftime, Trailing at halftime, Tied at halftime, Went into overtime, Leading by 10 or more points, Shot FG 50% or better, Shot FG less than 50%, Shot FG less than 40%, Shot FG 40% or better, Holding opponent under 60 pts, Scoring 30-39 points, Scoring 40-49 points, Scoring 50-59 points, Scoring 60-69 points, Scoring 70-79 points, Scoring 80-89 points, Scoring 90-100 points, Outrebounding opponent, Being outrebounded, Tied in rebounding, Have fewer TOs than opponent, Committing 15 or less TOs, Start #1, 12, 20, 21, 42, Start #1, 12, 23, 21, 42, Playing a ranked opponent, Playing a top-10 ranked opponent, Playing on television, Playing on ESPN3/Fox Go only.

SCORING BENCHMARKS

GAMES WITH 20 OR MORE POINTS IN 14-15

Table with 2 columns: Player Name and Games. Rows include Faith Randolph, Sarah Imovbioh, Mikayla Venson, and Breyana Mason.

GAMES WITH 10 OR MORE POINTS IN 14-15

Table with 2 columns: Player Name and Games. Rows include Faith Randolph, Sarah Imovbioh, Mikayla Venson, Breyana Mason, Aliyah Huland El, Lauren Moses, and Sydney Umeri.

GAMES WITH 10 OR MORE REBOUNDS IN 14-15

Table with 2 columns: Player Name and Games. Rows include Sarah Imovbioh, Lauren Moses, and Sarah Beth Barnette.

GAMES WITH 20 OR MORE REBOUNDS IN 14-15

Table with 2 columns: Player Name and Games. Row includes Sarah Imovbioh.

DOUBLE DOUBLES IN 14-15

Table with 2 columns: Player Name and Games. Rows include Sarah Imovbioh and Lauren Moses.



THE LAST TIME

VIRGINIA INDIVIDUALS

- **Two UVa players with double-doubles in the same game:** at Clemson 2/01/15 (Moses 15-10, Imovbioh 15-13)
- **Four players in double figures:** at UNC 02/26/15 (Randolph 24, Huland El 12, Moses 11, Imovbioh 11, Venson 10)
- **Five players in double figures:** at UNC 02/26/15 (Randolph 24, Huland El 12, Moses 11, Imovbioh 11, Venson 10)
- **Six players in double figures:** vs Longwood 12/16/14 (Imovbioh 25, Randolph 14, Huland El 11, Venson 11, Moses 10, Mason 10)
- **Scored 20-24 points:** 24 Randolph at UNC 02/26/15
- **Scored 25-29 points:** 26, Randolph vs Howard 12/21/14
- **Scored 30-39 points:** 34, Monica Wright vs. Green Bay, 03/21/10
- **Scored 40-49 points:** **48, Mimi Kennedy at North Carolina, 01/15/98
- **A non-starter scored 20 or more points:** 24, Faith Randolph vs North Carolina 2/20/14
- **Two or more Hoos scored 20 or more points in the same game:** vs Howard 12/21/14 (Randolph 26, Imovbioh 21)
- **Perfect from the field (5 attempts):** 8-8, Jazmin Pitts vs Radford
- **Perfect at FT line (10 attempts):** 11-11, Monica Wright vs North Carolina, 02/15/10
- **Perfect at FT line (9 attempts):** 9-9, Faith Randolph vs North Carolina (2/20/14)
- **Perfect at FT line (8 attempts):** 8-8, Mikayla Venson vs Virginia Tech 2/22/15
- **Had 20 Free throw attempts:** **20, Brandi Teamer at Wake Forest, 01/6/05
- **Had 15 rebounds:** 18, Sarah Imovbioh at Pitt 02/19/15
- **Had 20 rebounds:** 24, Sarah Imovbioh vs Ohio State 11/14/14
- **Had 10 assists:** 11, Sharneé Zoll vs. Georgia Tech, 03/2/08
- **Had 6 steals:** 6, Kelsey Wolfe at Miami, 01/06/13
- **Blocked 5 shots:** 5, Jocelyn Logan-Friend at North Carolina, 02/24/05

VIRGINIA TEAM

- **UVa ranked in AP Top 25:** #22, 11/21/12
- **UVa ranked USA Today Top 25:** #22, 3/8/10
- **Played AP No. 1 team:** #1 Duke, L 79-58, 3/2/07
- **Defeated AP No. 1 team:** #1 Maryland, 75-74, 2/11/92
- **Defeated AP Top 10 team:** #6 Maryland, 86-72, 1/23/14
- **Defeated AP Top 25 team:** #6 Maryland, 86-72, 1/23/14

FIELD GOAL SHOOTING

- **Shot 50 percent:** .500 (22-44) vs Virginia Tech 2/22/15
- **Shot 60 percent:** .623 (33-53) vs Georgia Tech, 3/02/08
- **Shot 70 percent:** **.700 (42-60) at Wake Forest, 1/07/87
- **Made 30-39 field goals:** 38 vs Longwood 12/16/14
- **Made 40-49 field goals:** 42 vs Wake Forest, 1/7/87
- **Made 50 field goals:** **54 vs Cleveland State, 11/29/95
- **Attempted 60-69 FG:** 63 at Clemson, 2/01/15
- **Attempted 70-79 FG:** 71 vs Delaware St, 12/6/14
- **Attempted 80 FG:** 85 at NC State, 2/10/11

THREE-POINT SHOOTING

- **Shot 50 percent:** .526 (10-19) at Clemson 2/01/15
- **Shot 60 percent:** .700 (7-10) vs Auburn, 11/23/14
- **Shot 70 percent:** .700 (7-10) vs Auburn, 11/23/14
- **Shot 80 percent:** .857 (6-7) vs St. John's, 03/19/88
- **Made 10 three-pt. field goals:** 10 at Clemson 2/01/15
- **Attempted 20 three-pt. FG:** 26 (made 13) vs BC 1/15/15

FREE THROW SHOOTING

- **Shot 80 percent:** .862 (25-29) vs Virginia Tech, 2/22/15
- **Shot 90 percent:** .909 (20-22) vs. Maryland, 01/23/14
- **Shot 100 percent:** 6-6 vs. Duke, 02/8/13
- **Made 20-29 free throws:** 25 vs Virginia Tech 2/22/15
- **Made 30-39 free throws:** 30 vs. North Carolina, 02/20/14
- **Attempted 30-39 FT:** 38 vs. North Carolina, 02/20/14
- **Attempted 40-49 FT:** 44 vs. Indiana, 11/26/09
- **Attempted 50+ FT:** **54 at Wake Forest, 01/6/05

SCORING

- **Scored 80 points:** 91 vs Longwood 12/16/14
- **Scored 90 points:** 91 vs Longwood 12/16/14
- **Scored 100 points:** 100 vs Delaware St, 12/6/14

REBOUNDING

- **Had 50 rebounds:** 51 vs Ohio State 11/14/14
- **Had 60 rebounds:** 63 at Alabama, 12/21/12
- **Had 70 rebounds:** **77 vs. Rider, 12/19/96

ASSISTS

- **Had 20 assists:** 23 vs Delaware St, 12/6/14
- **Had 30 assists:** **37 vs. Cleveland State, 11/29/95

STEALS

- **Had 15 steals:** 18 vs Davidson 12/28/14
- **Had 20 steals:** 22 vs UMES, 12/17/13
- **Had 25 steals:** 26 vs. Clemson, 02/12/12
- **UVa forced 30 turnovers:** 35 vs. UMES, 12/17/13
- **UVa committed 30 turnovers:** 32 at Alabama, 12/21/12

MISCELLANEOUS

- **UVa in OT:** L, 68-63 at Pitt 2/19/15
- **UVa in 2OT:** L, 73-70 at Alabama, 12/21/12
- **UVa in 3OT:** W, 105-100 at North Carolina, 01/15/98
- **UVa shot 60% from the floor in first half:** .621 (18-29) at Clemson 2/01/15
- **UVa shot 60% from the floor in second half:** .639 (23-36) vs Longwood 12/16/14
- **UVa shot less than 20% from floor first half:** .192 (5-26) at Maryland, 12/06/12
- **UVa shot less than 30% from floor first half:** .256 (10-39) at Syracuse, 01/11/15
- **UVa shot less than 30% from floor 2nd half:** .294 (10-34) at Clemson 2/01/15
- **UVa scored less than 15 points in first half:** 13 at Florida State, 01/8/06
- **UVa held opp to less than 15 points first half:** 14 vs. Virginia Tech, 01/03/13
- **UVa held opp to less than 10 points first half:** 6 vs. Norfolk State, 12/28/12
- **UVa held opponent to less than 30 points:** 23 vs. Norfolk State, 12/28/12
- **UVa failed to make at least one three-pointer:** 0-10 vs. Kansas State, 11/29/13
- **Opponent failed to make at least one three-pointer:** 0-9 at Louisville, 01/18/15

**school record



2014-15 HIGHS/LOWS

VIRGINIA HIGHS

Points 100 vs Delaware State 12/06/14
 FG Made 38 (2x) last vs Longwood 12/16/14
 FG Attempts 76 vs Ohio State 11/14/14
 FG %559 (38-68) vs Longwood 12/16/14
 3FG Made 13 vs Boston College 01/15/15
 3FG Attempts 26 (3x) last vs BC 01/15/15
 3FG %733 (11-15) vs NC State 1/29/15
 Free Throws Made 25 vs Virginia tech 2/22/15
 Free Throw Attempts 30 vs Drexel 12/29/14
 Free Throw %889 (8-9) vs Florida State 02/15/15
 Rebounds 51 vs Ohio State 11/14/14
 Assists 23 vs Delaware State 12/06/14
 Steals 16 vs Howard 12/21/14
 Blocked Shots 8 vs Longwood 12/16/14
 Turnovers 25 vs Howard 12/21/14
 Fouls 25 at Pitt 02/19/15

OPPONENT HIGHS

86 at Illinois 12/03/14
 33 at Illinois 12/03/14
 74 vs Ohio State 11/14/14
 .550 (33-60) at Illinois 12/03/14
 12 at Syracuse 01/11/15
 30 vs Ohio State 11/14/14
 .545 (6-11) at FIU 11/30/14
 18 at Clemson 02/01/15
 26 at Notre Dame 02/05/15
 .875 (14-16) vs Delaware State 12/06/14
 45 at Clemson 2/01/15
 21 at Louisville 01/18/15
 17 vs Howard 12/21/14
 8 (2x) last at Pitt 02/19/15
 25 at FIU 11/30/14
 25 vs Drexel 12/29/14

VIRGINIA LOWS

Points 45 vs Duke 02/12/15
 FG Made 19 (2x) last vs Duke 02/12/15
 FG Attempts 43 vs Florida State 02/15/15
 FG %313 (20-64) vs Davidson 12/28/14
 3FG Made 1 (2x) last at Pitt 02/19/15
 3FG Attempts 7 at Xavier 11/20/14
 3FG %091 (1-11) at Louisville 01/18/15
 Free Throws Made 3 vs Georgia Tech 01/25/15
 Free Throw Attempts 7 vs Georgia Tech 01/25/15
 Free Throw %412 (7-17) at North Carolina 02/26/15
 Rebounds 21 (2x) last vs Florida State 02/15/15
 Assists 6 at Pitt 02/19/15
 Steals 1 vs Toledo 11/28/14
 Blocked Shots 0 vs Virginia Tech 2/22/15
 Turnovers 5 vs Radford 11/16/14
 Fouls 11 vs Howard 12/21/14

OPPONENT LOWS

.47 (2x) last at Virginia Tech 01/04/15
 15 at Virginia Tech 01/04/15
 46 (3x)
 .296 (2x) last vs Howard 12/21/14
 0 at Louisville 01/18/15
 9 at Louisville 01/18/15
 .000 (0-9) at Louisville 01/18/15
 3 vs Auburn 11/23/14
 8 vs Davidson 12/28/14
 .250 (3-12) vs Auburn 11/23/14
 25 vs Drexel 12/29/14
 7 (3x) last vs Radford 11/16/14
 0 vs Radford 11/16/14
 0 vs Toledo 11/28/14
 5 vs Louisville 01/18/15
 9 vs Duke 02/12/15

VIRGINIA INDIVIDUAL HIGHS

Points . . . 26 (2x) Randolph last vs Howard 12/21/14
 FG Made 11 (2x) last FR at Louisville 01/18/15
 FG Attempts 22 Randolph (3x) last at Lvllle
 FG % 8-10 Venson vs Delaware State 12/06/14
 3FG Made 6 Venson vs NC State 1/29/15
 3FG Attempts . . . 10 (3x) last Venson vs BC 1/15/15
 3FG Percentage . . . 6-6 Venson vs NC State 1/29/15
 FT Made 8 (3x) last Venson 2/22/15
 FT Attempts 11 Imovbioh at Illinois 12/03/14
 FT Percentage . . . 8-8 (3x) last Venson vs Virginia Tech 2/22/15
 Rebounds 24 Imovbioh vs Ohio State 11/14/14
 Assists 8 Mason at North Carolina 2/26/15
 Steals 5 (2x)
 Blocked Shots 3 (4x)
 Turnovers 6 Venson (2x) last at Pitt 02/19/15

OPPONENT INDIVIDUAL HIGHS

31 Davis vs Georgia Tech 01/25/15
 12 (2x) last Davis vs Georgia Tech 01/25/15
 29 Davis vs Georgia Tech 01/25/15
 7-9 Grant at Illinois 12/03/14
 6 Montgomery vs Auburn 11/23/14
 13 Lewis at Clemson 2/01/15
 4-6 Simmons at Illinois 12/03/14
 7 (2x) last Dixon at Clemson 2/01/15
 11 Dixon at Clemson 2/01/15
 7-8 Gaffney at Radford 11/20/14
 6-6 Zanoguera vs Toledo 11/28/14
 11 O'Neil and Rogers vs Georgia Tech 01/25/15
 10 Zanoguera vs Toledo 11/23/14
 4 (4x)
 3 (4x)
 9 Heslip vs Howard 12/21/14



2015 ACC WOMEN'S BASKETBALL TOURNAMENT

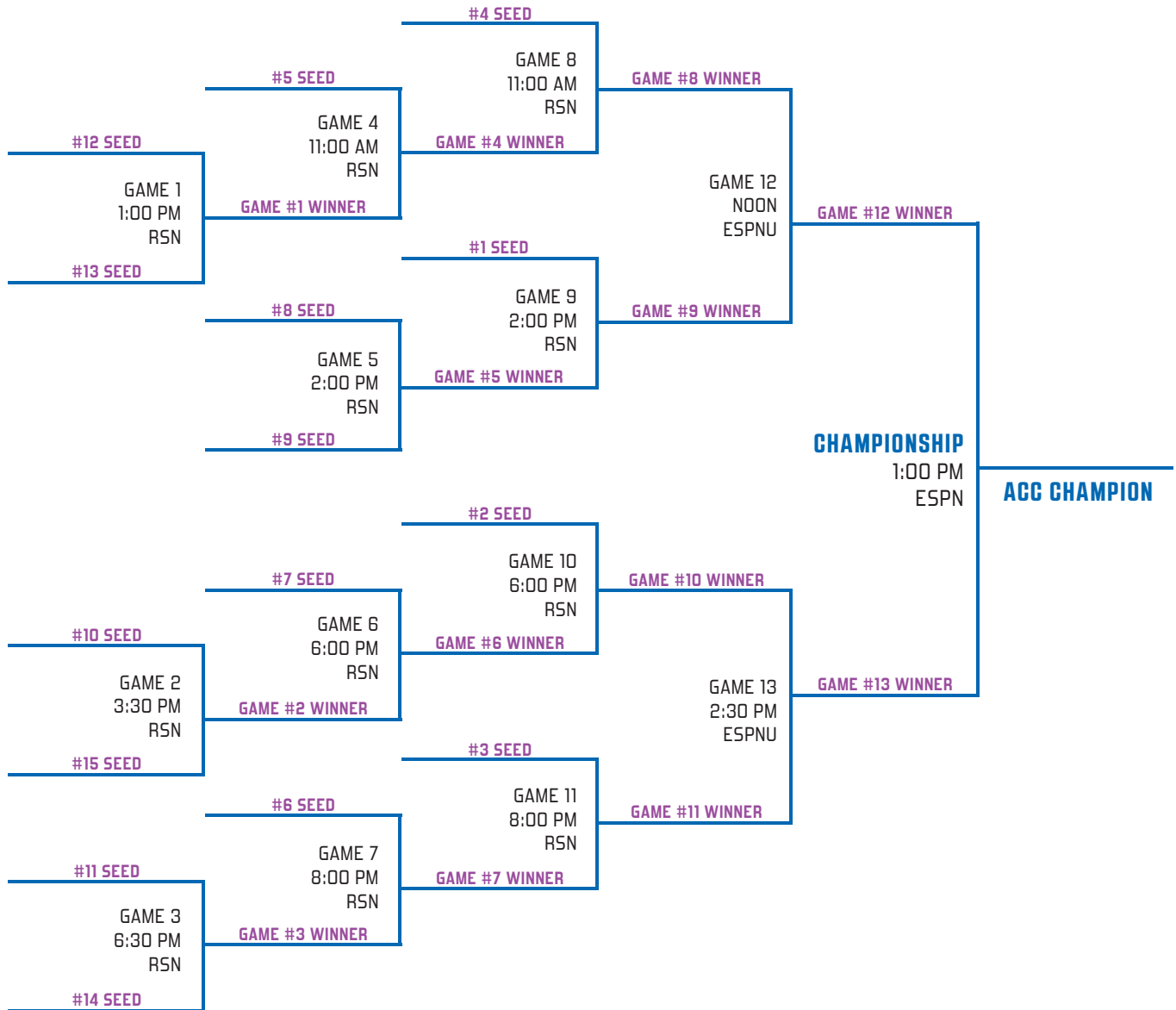
FIRST ROUND
WEDNESDAY • MARCH 4

SECOND ROUND
THURSDAY • MARCH 5

QUARTERFINALS
FRIDAY • MARCH 6

SEMIFINALS
SATURDAY • MARCH 7

CHAMPIONSHIP
SUNDAY • MARCH 8



RSN: FOX Sports South, FOX Sports Carolinas, FOX Sports Florida, Sun Sports, FOX Sports Indiana, FOX Sports Midwest, Comcast Sports Net Mid-Atlantic, New England Sports Network (NESN), the YES Network, Madison Square Garden Network (MSG) (NY), Root Sports (PA)


1
**MIKAYLA
VENSON**

 Guard • Freshman
5-7
Arlington, Va.
Yorktown High School

2
**JAE'LISA
ALLEN**

 Forward • Freshman
6-2
White Hall High School
Pine Bluff, Ark.


3
**SARAH BETH
BARNETTE**

 Forward • Senior
6-2
Lexington Christian Acad./
Univ. of Kentucky
Lexington, Ky.

10
**J'KYRA
BROWN**

 Guard • Sophomore
5-11
Rocky Mount High School
Rocky Mount, N.C.

12
**BREYANA
MASON**

 Guard • Sophomore
5-8
Forest Park High School
Woodbridge, Va.

13
**TIFFANY
SUAREZ**

 Guard • Sophomore
5-11
Our Lady of Lourdes
Miami, Fla.

15
**JARYN
GARNER**

 Guard • Junior
5-7
Germantown Academy
Sewell, N.J.


20
**FAITH
RANDOLPH**


 Guard • Junior
5-10
Our Lady of Good Counsel
Derwood, Md.

21
**LAUREN
MOSES**

 Forward • Freshman
6-2
Mount Holly, N.J.
Rancocas

23
**ALIYAH
HULAND EL**

 Guard • Freshman
6-1
Randolph High School
Randolph, N.J.

42
**SARAH
IMOV BIOH**

 Forward • Senior
6-2
St. Anne's-Belfield (Va.)
Abuja, Nigeria

44
**SYDNEY
UMERI**

 Forward • Sophomore
6-1
The Lovett School
Acworth, Ga.

**JOANNE
BOYLE**

 Head Coach
Fourth Season

**KIM
MCNEILL**

 Associate Head Coach
Fourth Season

**LA'KESHIA
FRETT MEREDITH**

 Assistant Coach
Second Season

**CORY
MCNEILL**

 Assistant Coach
Fourth Season

**SARAH
HOLSINGER**

 Asst. AD/Operations
Fourth Season