



# VIRGINIA

## 2017-18 VIRGINIA CAVALIER WOMEN'S BASKETBALL GAME NOTES

### 2017-18 Schedule/Results

Nov. 10	at No. 7 Mississippi St.	L 68-53
<b>Nov. 12</b>	<b>CENTRAL CONN</b> <sup>ACCNE</sup>	<b>W, 103-59</b>
<b>Nov. 16</b>	<b>GEORGIA</b> <sup>ACCNE</sup>	<b>L, 64-61</b>
Nov. 19	at Dayton	L, 61-46
<b>Nov. 21</b>	<b>HAMPTON</b> <sup>ACCNE</sup>	<b>W, 66-62</b>
<b>Nov. 25</b>	<b>HARVARD</b> <sup>ACCNE</sup>	<b>W, 50-48</b>
<b>Nov. 26</b>	<b>DUQUESNE</b> <sup>ACCNE</sup>	<b>L, 74-63</b>
<b>Nov. 29</b>	<b>No. 15 MARYLAND</b> <sup>#ACCNE</sup>	<b>L, 60-59</b>
<b>Dec. 2</b>	<b>UNCG</b> <sup>ACCNE</sup>	<b>W, 68-50</b>
Dec. 4	at Rutgers <sup>BTN</sup>	L, 52-43
Dec. 17	vs Ohio <sup>^</sup>	W, 77-59
Dec. 18	vs Indiana <sup>^</sup>	WOT, 82-72
<b>Dec. 21</b>	<b>MANHATTAN</b> <sup>ACCNE</sup>	<b>W, 69-47</b>
<b>Dec. 28</b>	<b>PITTSBURGH</b> <sup>*ACCNE</sup>	<b>W, 62-50</b>
<b>Dec. 31</b>	<b>#23 SYRACUSE</b> <sup>*ACCNE</sup>	<b>W, 68-63</b>
Jan. 4	at NC State <sup>*ACCNE</sup>	W, 73-63
<b>Jan. 7</b>	<b>CLEMSON</b> <sup>*ACCNE</sup>	<b>W, 70-41</b>
Jan. 11	at Boston College <sup>*ACCNE</sup>	W, 68-57
Jan. 14	at No. 16 Duke <sup>*ESPN2</sup>	L, 55-48
<b>Jan. 21</b>	<b>VIRGINIA TECH</b> <sup>*RSN</sup>	<b>W, 61-52</b>
<b>Jan. 25</b>	<b>NORTH CAROLINA</b> <sup>*ACCNE</sup>	<b>7 p.m.</b>
Jan. 28	at Georgia Tech <sup>*ACCNE</sup>	1 p.m.
<b>Feb. 1</b>	<b>LOUISVILLE</b> <sup>*RSN</sup>	<b>7 p.m.</b>
Feb. 8	at Florida State <sup>*ACCNE</sup>	7 p.m.
Feb. 11	at Virginia Tech <sup>*ACCNE</sup>	2 p.m.
<b>Feb. 15</b>	<b>NOTRE DAME</b> <sup>*ACCNE</sup>	<b>7 p.m.</b>
<b>Feb. 18</b>	<b>MIAMI</b> <sup>*RSN</sup>	<b>12:30 p.m.</b>
Feb. 22	at Louisville <sup>*ACCNE</sup>	7 p.m.
Feb. 25	at Wake Forest <sup>*RSN</sup>	3 p.m.

\* ACC game

^ West Palm Invitational (Keiser University)

% Cavalier Classic Tournament

# Big Ten/ACC Challenge

[RSN] - ACC Regional Sports Networks

[ESPN2] - ESPN2

[ACCNE] - ACC Network Extra Streaming

[SEC] - SEC Network

All Times Eastern Rankings are Associated Press

### Game 21 • Thursday, January 25, 2018 • 7 p.m. ET

John Paul Jones Arena • Charlottesville, Va.



**Virginia Cavaliers (13-7, 6-1 ACC)**

**vs**

**North Carolina Tar Heels (14-6, 4-3 ACC)**



Radio: WINA 1070-AM and 98.9 FM

TV: ACC Network Extra

- Virginia's 6-1 start to conference play is its best since starting the 1999-00 season at 9-1 in ACC games
- The Cavaliers are in a four-way tie for first place with Louisville, Notre Dame and Florida State
- Aliyah Huland El and Dominique Toussaint each scored 14 points in the win over the Hokies
- Huland El has scored 14 points in each of the last two games and has scored in double figures in five of the last seven games. Huland El is averaging a career-best 10.4 points per game this season
- Huland El is also one of two Cavaliers closing in on reaching 1,000 career points. Huland El comes into the game with 952. Fellow senior Lauren Moses has 959 career points
- Moses was 5-of-7 shooting against Virginia Tech, scoring 11 points with seven rebounds in 20 minutes on the court
- Jocelyn Willoughby scored 10 points with eight rebounds against Virginia Tech. Willoughby has scored in double figures in each of the last five games, averaging 13.0 points per game in that span. In the last three games, Willoughby is averaging 9.7 rebounds per game
- Willoughby has converted her last 17 free throw attempts, a streak reaching back to the fourth quarter of the Syracuse game. She was 4-of-4 from the line against Virginia Tech
- In the last four games, Willoughby is shooting 54.2 percent from the field overall (19-of-35) and is 7-of-12 (58.3 percent) from three-point range
- Toussaint continues to lead the team in scoring, averaging 11.4 points per game. Toussaint has scored in double figures in four of the last five games
- Toussaint continues to lead the ACC in assist-to-turnover ratio in conference contests with 32 assists to 15 turnovers (2.1 ratio)
- J'Kyra Brown has hit at least one three-pointer in each of the last 14 games

### Projected Starting Lineup

G	1	Brianna Tinsley	Fr.	4.1 ppg	1.7 rpg	34 assts/11 stls
• Made her first career start at Dayton;						
G	4	Dominique Toussaint	So.	11.4 ppg	3.1 rpg	75 assts/24 stls
• Seven assists against Pitt and at BC; leads team in scoring/assts; scored 14 points vs VT						
G	13	Jocelyn Willoughby	So.	10.6 ppg	5.1 rpg	19 assts/30 stl
• Back-to-back double-doubles at Boston College (18 pts/11 reb) and at Duke (11 pts/10 reb)						
G	23	Aliyah Huland El	Sr.	10.4 ppg	3.4 rpg	31 assts/19 stl/13 blk
• 952 career points; led the Cavaliers with 14 points at Duke and 14 points vs Virginia Tech						
C	30	Felicia Aiyeotan	So.	6.9 ppg	7.5 rpg	50 blk
• leads ACC in blocked shots; 11th in rebounding; blocked 100th shot of her career at Duke						

**QUICK FACTS**
**THE UNIVERSITY OF VIRGINIA**

Name.....The University of Virginia  
 Founded.....by Thomas Jefferson in 1819  
 Nicknames.....Cavaliers, Wahoos, 'Hoos  
 Location.....Charlottesville, Va.  
 Enrollment.....23,883 (16,673 undergraduate)  
 President.....Teresa A. Sullivan (Michigan State '70)  
 Athletics Director.....Carla Williams (Georgia '89)  
 Conference.....Atlantic Coast Conference (ACC)  
 Colors.....Orange and Blue  
 Official Athletics Websites.....VirginiaSports.com  
 .....VirginiaSportsTV.com  
 University Website.....virginia.edu

**WOMEN'S BASKETBALL INFORMATION**

First Season of Basketball.....1973-74  
 All-Time Record.....909-447 (45th year)\*  
 All-Time Home Record.....449-200\*  
     John Paul Jones Arena.....147-49 (11th season)\*  
     University Hall.....302-149  
 All-Time ACC Record.....368-214 (40 years)\*  
 Home Facility.....John Paul Jones Arena (14,593)  
 Press Row Phone Number.....434-962-0579  
 NCAA Tournament Appearances/Last.....24/2010  
 NCAA Tournament Record.....33-24  
 WNIT Tournament Appearances/Last.....5/2017  
 WNIT Tournament Record.....14-9  
 2016-17 Record.....20-13  
 ACC Record/Finish.....7-9/8th  
 Letterwinners Returning/Lost.....10/1  
 Starters Returning/Lost.....4/1  
 Newcomers.....2

**COACHING & SUPPORT STAFF**

Head Coach.....Joanne Boyle  
 Career Record.....327-184\*  
 Virginia Record.....123-91\*  
 Assistant Coach.....La'Keshia Frett Meredith  
 Assistant Coach.....Katherine Graham  
 Assistant Coach.....Tim Taylor  
 Asst AD WBB Operations.....Sarah Holsinger  
 Assistant Director of Operations.....Kate Martin  
 Video Coordinator.....Andrew Yates  
 Athletic Trainer.....Craig Oates  
 Strength & Conditioning.....Morgan Foster  
 Equipment Manager.....Matt Althoff

\* as of Jan. 22, 2018

**INTERVIEW POLICY**

All interview requests for Virginia women's basketball must be made through Melissa Dudek in the Virginia Athletics Media Relations Office. Players' individual phone numbers will not be given to the media at any time. Game day interviews will not be granted until the postgame press conference opportunity. Please give a minimum of 24 hours notice for all interview requests.

**TEAM NOTES**

- Virginia is receiving votes in both the Associated Press and *USA Today* Coaches' polls this week. This is the fourth-straight week receiving votes in the *USA Today* poll
- The Cavaliers have moved up to No. 37 in the RPI rankings (as of 1/23/18)
- The Cavaliers had an eight-game win streak snapped with a 55-48 loss at No. 16 Duke last Sunday. It was the Cavaliers' longest win streak since winning nine straight in 2008-09. Virginia's started ACC play 5-0 start for the first time since the 2000 season when the team started with nine straight conference wins
- The Cavaliers did not go to the line at all against Duke. It was only the second time in program history, and the first time since January 29, 1975 that the Cavaliers did not have at least one free throw attempt in a game. The Cavaliers then followed by not missing a free throw against Virginia Tech (13-of-13) its first time being perfect from the line since going 2-of-2 against Duke on Feb. 4, 2016
- Virginia leads the ACC in scoring defense and field goal percentage defense in conference games, limiting opponents to 54.4 points per game and 35.8 percent shooting efficiency
- Virginia Tech short recap: The Cavaliers led by 15 points in the first half, but the Hokies came back to tie the game, 50-50, with 2:33 remaining. Lauren Moses scored an and-one with 1:44 remaining to put UVA back on top, the start of an 11-2 run, including going 9-of-9 from the free throw line, to close out the game. The Cavaliers had four players finish in double figures. Dominique Toussaint and Aliyah Huland El scored 14 points apiece while Moses finished with 11 points and seven rebounds. Jocelyn Willoughby scored 10 points with eight rebounds. Virginia finished the game shooting 38.6 percent, shooting 55.2 percent (16-of-29) in the first half, but 21.4 percent (6-of-28) in the second. Virginia Tech shot 28.2 percent overall (20-of-71) and were 4-of-28 (14.3 percent) from three-point range
- Virginia Tech had 19 offensive rebounds, but only scored nine second-chance points

**NORTH CAROLINA TAR HEELS**

- Last time out: Paris Kea hit a last second three-pointer sent the game to overtime and North Carolina overcame a 19-point deficit to grab a thrilling 92-86 victory over the Blue Devils. Kea scored a career-high 36 points in the game. The Tar Heels drilled four of its 13 triples in extra time to pick up its first win in the series since 2014
- Kea was not the only UNC player to notch career highs numbers. Leah Church scored 19 points, 11 more than her previous high, and Jamie Cherry dished out a career-best 13 assists to go with her 22 points
- Kea leads the team, averaging 19.7 points per game. Cherry is scoring 16.4 points per game and Janelle Bailey is averaging 15.2
- Two of UNC's last three games have gone to overtime with the Tar Heels also edging Wake Forest in OT the prior Sunday (Jan. 14)
- North Carolina leads the all-time series 50-33. Virginia has won three times in the last 25 meetings (dating back to 2002), including a 72-68 victory in 2015-16 at John Paul Jones Arena.
- Last year, the Cavaliers fell 67-58 to North Carolina at Carmichael Arena in Chapel Hill. In a game with eight lead changes and four ties, the Cavaliers took a 58-57 lead on a jumper from Dominique Toussaint with 3:42 remaining, but the Tar Heels closed out the game on a 10-0 run to pick up the victory. The Cavaliers missed their last eight field goal attempts in the game

**QUICK HITTERS AND FUN FACTS ABOUT THE HOOS**

- Sophomore forward/guard Jocelyn Willoughby was appointed as the non-voting, student-athlete member of the NCAA Division I Women's Basketball Oversight Committee. Willoughby is the lone student-athlete on the 15-member committee with her tenure running through June 2020. The goals of the committee are to advance the game and perception of women's basketball, improve the student-athlete experience and put an emphasis on the personal growth of student athletes. Along with the goals, it will also work to supervise qualifications and/or selection procedures for the NCAA Division I Women's Basketball Championship and provide direction to the NCAA Division I Women's Basketball Rules Committee regarding playing rules
- Aliyah Huland El is majoring in kinesiology and wants to become a pediatrician
- J'Kyra Brown is an accomplished bowler. She took up bowling at four years old and holds several lane records back home at the Rocky Mount Bowling Center. Her all-time best is a 275 and she also has a 248 game. She owns five different bowling balls. The Black Widow is her baby, but she also has a SpongeBob ball that she got when she was 10 that she uses for spares, for straight balls or corner shots
- Dominique Toussaint's dream one-on-one match-up is to go up against Sue Bird. Her favorite sports team is the New York Liberty
- Lauren Moses can juggle. Moses also uses these three words to describe herself: motivated, resilient, goofy
- Sophomore center Felicia Aiyeotan did not start playing basketball until she was 15 as "Most schools just have soccer fields. There weren't basketball courts or gyms at my school because it was a public school. They don't have a lot of resources for that. Where I lived, though, there was an outdoor basketball court. I would go there on the weekends because during the week, I had to go to tutoring. At that time I wasn't fully into basketball. Since it was outdoors, the weather would sometimes mess your schedule up because it would rain." She came to the United States before her freshman year in high school. She spent three years at Neumann Goretti High in Philadelphia (where they were the No. 1 team in the nation her junior year before transferring to Blair Academy in New Jersey for her senior year. Pounded Yam Egusi Soup is her favorite dish from home that her mom makes. "Pounded yam looks like dough, like mashed potatoes and then Egusi soup is made out of melon and vegetables. You can add whatever you want, if you want beef or fish, but it is spicy." She really misses the spice of Nigerian food.
- The Cavaliers took a foreign tour this summer, spending seven days in Costa Rica in August, taking on a Canadian team as well as the Costa Rican National Team. It allowed the squad time to practice as well as the experience of getting three exhibition games under their belt. While in Costa Rica, the team went zip lining through a jungle while others went on an ATV tour. Some of them took surfing lessons as well as seeing wildlife that included a river filled with crocodiles. Their favorite part of the trip, however, was a trip to an orphanage, an activity they enjoyed so much, the itinerary of the trip was altered to allow a return visit to see the kids

**LANGUAGE OF HOOPS**

- Lisa Jablonowski is fluent in four languages (English, German, Luxembourgish and French) as well as being able to speak some conversational Polish and a little Spanish
- Felicia Aiyeotan is fluent in Yoruba
- Aliyah Huland El and Lauren Moses studied abroad in Valencia, Spain, during the summer of 2016 and spoke nothing but Spanish while they were living there

**WHAT'S IN A NAME?**

- Felicia Aiyeotan's first name means "fortunate, lucky"
- Dominique Toussaint was "named after the country my parents are from: Dominica"
- Jocelyn Willoughby: "There's a jazz singer named Jocelyn Brown. My dad really liked her name, Jocelyn, and decided that if he had a daughter, that would be her name."
- Lisa Jablonowski's middle name is her grandmother's name
- J'Kyra Brown: "My initials are JMB, the same initials of my Dad's name as well as his two brothers"
- Jae'Lisa Allen: Dad name - Jason, mom's name - Lisa = Jae'Lisa

**VIRGINIA RECORD BOOK**
**1000 POINTS CLUB**

1.	2540	Monica Wright (200-10)
2.	2135	Dawn Staley (1989-92)
25.	1122	LaTonya Blue (2002-05)
26.	1080	Breyana Mason (2014-17)
27.	1070	Schuye LaRue (2000-01)
28.	1053	Siedah Williams (2004-07)
29.	1034	Svetlana Volnaya (1999-01)
30.	1028	Sarah Imovbioh (2013-15)
31.	1023	Chelsea Shine (2009-12)
32.	1003	Jenny Boucek (1993-96)

<b>NR</b>	<b>959</b>	<b>Lauren Moses (2015-present)</b>
<b>NR</b>	<b>952</b>	<b>Aliyah Huland El (2015-present)</b>

**BLOCKS- CAREER**

1.	330	DeMya Walker (1996-99)
2.	152	Heather Burge (1990-93)
3.	139	Jocelyn Logan-Friend (2002-05)
4.	123	Monick Foote (1995-99)
5.	110	Tonya Cardoza (1987-91)
6.	108	Heidi Burge (1990-93)
7.	<b>104</b>	<b>Felicia Aiyeotan (2017-present)</b>
8.	99	Chrissy Reese (1980-83)
9.	96	Laurie Carter (1984-88)
10.	86	Schuye LaRue (1999-01)

**BLOCKS- SEASON**

1.	95	DeMya Walker (1998)
2.	84	DeMya Walker (1997)
3.	83	DeMya Walker (1999)
4.	68	DeMya Walker (1996)
5.	63	Jocelyn Logan-Friend (2005)
6.	56	Chrissy Reese (1980)
7.	54	Felicia Aiyeotan (2017)
8.	<b>50</b>	<b>Felicia Aiyeotan (2018)</b>
9.	49	Heather Burge (1993)
10.	46	Schuye LaRue (2000)

**2017-18 VIRGINIA WOMEN'S BASKETBALL ROSTER**
**NUMERICAL**

<b>NO.</b>	<b>NAME</b>	<b>POS.</b>	<b>HT.</b>	<b>CLASS</b>	<b>HOMETOWN / PREVIOUS SCHOOL</b>
1	Brianna Tinsley	Guard	5-7	Fr.	Madison, Va./St. Anne's-Belfield
2	Jae'Lisa Allen	Forward	6-2	Sr.	Pine Bluff, Ark./White Hall
3	Lauren Moses	Forward	6-2	Sr.	Mount Holly, N.J./Rancocas Valley
4	Dominique Toussaint	Guard	5-9	So.	Staten Island, N.Y./Christ the King
5	Khyasia Caldwell	Guard	5-5	Fr.	Pocono Summit, Pa./Pocono Mountain East
10	J'Kyra Brown	Guard	5-11	Sr.	Rocky Mount, N.C./Rocky Mount HS/East Carolina
13	Jocelyn Willoughby	Guard	6-0	So.	East Orange, N.J./Newark Academy
14	Lisa Jablonowski	Forward	6-3	So.	Ernster, Luxembourg/Lycees des Garcons
20	Amandine Toi	Guard	5-11	Fr.	Paris, France / ISEP Academy
23	Aliyah Huland El	Guard	6-1	Sr.	Randolph, N.J./Randolph
30	Felicia Aiyeotan	Center	6-9	So.	Lagos, Nigeria/Blair Academy (N.J.)
32	Moné Jones	Forward	6-3	Jr.	Durham, N.C./Riverside
35	Shakyna Payne	Forward	6-3	So.	Acworth, Ga./SW Atlanta Christian Academy

**ALPHABETICAL**

<b>NO.</b>	<b>NAME</b>	<b>POS.</b>	<b>HT.</b>	<b>CLASS</b>	<b>HOMETOWN / PREVIOUS SCHOOL</b>
30	Felicia Aiyeotan	Center	6-9	So.	Lagos, Nigeria/Blair Academy (N.J.)
2	Jae'Lisa Allen	Forward	6-2	Sr.	Pine Bluff, Ark./White Hall
10	J'Kyra Brown	Guard	5-11	Sr.	Rocky Mount, N.C./Rocky Mount HS/East Carolina
5	Khyasia Caldwell	Guard	5-5	Fr.	Pocono Summit, Pa./Pocono Mountain East
23	Aliyah Huland El	Guard	6-1	Sr.	Randolph, N.J./Randolph
4	Lisa Jablonowski	Forward	6-3	So.	Ernster, Luxembourg/Lycees des Garcons
32	Moné Jones	Forward	6-3	So.	Durham, N.C./Riverside
3	Lauren Moses	Forward	6-2	Sr.	Mount Holly, N.J./Rancocas Valley
35	Shakyna Payne	Forward	6-3	So.	Acworth, Ga./SW Atlanta Christian Academy
1	Brianna Tinsley	Guard	5-7	Fr.	Madison, Va./St. Anne's-Belfield
20	Amandine Toi	Guard	5-11	Fr.	Paris, France / ISEP Academy
4	Dominique Toussaint	Guard	5-9	So.	Staten Island, N.Y./Christ the King
13	Jocelyn Willoughby	Guard	6-0	So.	East Orange, N.J./Newark Academy

**HEAD COACH:** Joanne Boyle (Duke '85), 7th Year at Virginia

**ASSISTANT COACH:** La'Keshia Frett Meredith (Georgia '97), 5th year at Virginia

**ASSISTANT COACH:** Katherine Graham (LSU, '11), 2nd year at Virginia

**ASSISTANT COACH:** Tim Taylor (James Madison, '89), 9th year at Virginia

**PRONUNCIATION GUIDE**

Felicia Aiyeotan	eye-OH-tahn
Jae'Lisa Allen	JAY-lisa
J'Kyra Brown	Juh-KYE-rah
Khyasia Caldwell	KIE-Asia
Aliyah Huland El	ahh-LEE-uh HEW-land ELLE
Lisa Jablonowski	LEE-zuh YOB-lo-NOW-skee
Shakyna Payne	shuh-KYE-nuh
Amandine Toi	Ah-moe-DEEN TWAH
Dominique Toussaint	too-SAWN
La'Keshia Frett Meredith	Lah-KEE-shah

# 30 FELICIA AIYEOTAN



6-9 • Sophomore • Center • Lagos, Nigeria • Blair Academy (N.J.)

## 2017-18

- Currently leads the ACC in blocked shots and is 11th in rebounding (1/25)
- Made her first career start at Mississippi State (11/10)
- Had her second career double-double against Central Connecticut with 12 points and 10 rebounds (11/12)
- Had eight points with seven rebounds against Georgia (11/16)
- Came off the bench to score 10 points with six rebounds and six blocked shots in the game against Maryland, going 5-of-7 from the field (11/29)
- Had a career-high 14 rebounds with 10 points in 22 minutes against Ohio (12/17)
- Back-to-back double-doubles against Pitt and Syracuse to start ACC play. Added a third double-double against Clemson, giving her three in the first four ACC contests of 2018

## 2016-17

- Third in the ACC in blocked shots
- Her 53 blocked shots this season is seventh in the Virginia record book for blocked shots in a single season. Had more blocked shots this season than the entire team did in 2013-14

## OTHER

- Is 6-9 with a wing span of 7-3
- Played her senior season at Blair Academy (N.J.), averaging 14.0 points per game. As a junior at Nuemann Goretti High in Philadelphia, Pa., won the national title with the team going 30-0 and finishing as the top-ranked high school team in the country
- Rated as the No. 87 overall prospect and No. 14 at her position by ProspectNation and No. 15 among all 2016-17 centers by ESPN HoopGurlz
- Played on the Nigerian U16 National Team

## 2017-18 GAME-BY-GAME:

Opponent	GS	FG-FGA	3FG-3FGA	FT-FTA	Off-Def	Total Reb	PF	Points	A	TO	Blk	Stl	Min
at Miss St	*	1-2	0-0	2-4	2-5	7	1	4	0	2	4	0	29
CENT CONN	*	6-11	0-0	0-2	6-4	10	3	12	0	0	1	1	18
GEORGIA	*	3-8	0-0	2-2	2-5	7	1	8	1	2	1	1	29
at Dayton	*	2-6	0-0	1-2	2-4	6	2	5	0	2	2	0	12
HAMPTON		1-2	0-0	0-0	0-3	3	3	2	0	1	3	0	15
HARVARD		2-6	0-0	2-3	6-1	7	3	6	2	0	0	0	15
DUQUESNE		1-1	0-0	0-0	0-5	5	1	2	2	2	3	0	17
MARYLAND		5-7	0-0	0-2	1-5	6	2	10	0	2	6	0	27
UNCG	*	3-8	0-0	2-4	2-7	9	1	8	1	5	6	0	26
at Rutgers	*	3-7	0-0	0-0	2-9	11	1	6	1	2	4	0	37
vs Ohio	*	4-11	0-0	2-4	6-8	14	0	10	0	0	3	0	22
vs Indiana	*	5-8	0-0	0-0	2-1	3	2	10	2	4	0	0	17
MANHATTAN	*	3-5	0-0	1-1	2-7	9	1	7	0	2	1	0	22
PITT	*	5-6	0-0	0-0	4-6	10	0	10	1	2	3	0	24
SYRACUSE	*	6-10	0-0	0-2	2-8	10	1	12	3	3	2	1	28
at NC State	*	2-7	0-0	0-0	2-3	5	4	4	0	2	1	0	21
CLEMSON	*	4-8	0-0	2-3	3-7	10	0	10	2	2	4	1	18
at BC	*	3-9	0-0	0-0	2-2	4	2	6	0	2	1	0	20
at Duke	*	1-3	0-0	0-0	0-6	6	1	2	1	2	1	1	20
VA TECH	*	2-5	0-0	0-0	2-6	8	1	4	0	1	4	0	24
UNC													
at Ga Tech													
LOUISVILLE													
at FSU													
at Va Tech													
NOTRE DAME													
MIAMI													
at Louisville													
at Wake													

## SINGLE GAME BESTS

### POINTS

Season: 12 vs CCSU (11/12)  
Career: 23 vs Coppin State (11/13/16)

### REBOUNDS

Season: 14 vs Ohio (12/17)  
Career: 14 vs Ohio (12/17/17)

### FG MADE

Season:  
Career: 10 vs Coppin State (11/13/16)

### FG ATTEMPTS

Season: 11 (2x)  
Career: 12 vs Coppin State (11/13/16)

### FG PERCENTAGE

Season: 5-of-6 vs Pitt (12/28)  
Career: 8-of-9 (.889) vs UIC (12/16/16)

### FT MADE

Season:  
Career: 3

### FT ATTEMPTS

Season:  
Career: 4

### ASSISTS

Season: 3 vs Syracuse (12/31)  
Career: 3 vs Syracuse (12/31/17)

### BLOCKS

Season: 6 (2x), last vs UNCG (12/2)  
Career: 6 (multiple)

### STEALS

Season:  
Career: 2, Nebraska (11/26/16)

### Double Doubles:

Season: 5, last vs. Clemson (1/7)  
Career: 6, last vs. Clemson (1/7/18)

## VIRGINIA CAREER STATISTICS

Year	G-GS	Min/Avg	FG-FGA	Pct.	3FG-A	Pct.	FT-FTA	Pct.	O-D	T	Avg.	Pf-DQ	Ast	TO	Blk	St	Pts	Avg
2016-17	33-0	411/12.5	65-125	.520	0-0	.000	21-32	.656	42-79	121	3.7	28-0	14	39	54	4	151	4.6
2017-18	20-16	441/22.1	62-130	.477	0-0	.000	14-29	.483	48-102	150	7.5	30-0	16	38	50	5	138	6.9
TOTAL	53-16	852/16.1	127-255	.498	0-0	.000	35-61	.574	90-181	271	5.1	58-0	30	77	104	9	289	5.5

# 2 JAE'LISA ALLEN



6-2 • Senior • Forward • Pine Bluff, Ark. • White Hall

## AT VIRGINIA 2017-18

- Played a career-high 20 minutes against Coppin State, scoring 5 points with three rebounds
- Scored four points in the win over UNCG, playing 12 minutes (12/2)

## SINGLE GAME BESTS

### POINTS

Season: 4 vs UNCG (12/2)

Career: 5 vs Coppin State (11/13/16)

### REBOUNDS

Season:

Career: 3 (2x)

### FG MADE

Season:

Career: 2

### FG ATTEMPTS

Season:

Career: 4

### 3 PT FG MADE

Season:

Career:

### 3 PT FG ATTEMPTS

Season:

Career:

### FT MADE

Season:

Career:

### FT ATTEMPTS

Season:

Career:

### ASSISTS

Season:

Career:

### BLOCKS

Season:

Career:

### STEALS

Season:

Career:

## 2017-18 GAME-BY-GAME

Opponent	GS	FG-FGA	3FG-3FGA	FT-FTA	Off-Def	Total Reb	PF	Points	A	TO	Blk	Stl	Min
at Miss St	DNP												
CCSU	1-2	0-0	1-2	2-0	2	1	3	1	0	1	0	15	
GEORGIA	DNP												
at Dayton	DNP												
HAMPTON	DNP												
HARVARD	DNP												
DUQUESNE	DNP												
MARYLAND	DNP												
UNCG	2-4	0-0	0-0	0-0	0	0	4	1	2	0	1	12	
at Rutgers	0-1	0-0	0-0	0-0	0	0	0	0	0	0	0	3	
vs Ohio	1-1	0-0	0-0	0-2	2	2	2	0	0	0	0	8	
vs Indiana	DNP												
MANHATTAN	0-0	0-0	0-0	0-1	1	1	0	0	0	0	0	6	
PITT	DNP												
SYRACUSE	INJ												
at NC State	INJ												
CLEMSON	INJ												
at BC	INJ												
at Duke	INJ												
VA TECH	DNP												
UNC													
at Ga Tech													
LOUISVILLE													
at FSU													
at Va Tech													
NOTRE DAME													
MIAMI													
at Louisville													
at Wake													

## VIRGINIA CAREER STATISTICS

Year	G-GS	Min/Avg	FG-FGA	Pct.	3FG-A	Pct.	FT-FTA	Pct.	O-D	T	Avg.	Pf-DQ	Ast	TO	Blk	St	Pts	Avg
2014-15	4-0	13/3.3	1-3	.333	0-0	.000	0-0	.000	0-2	2	0.5	3-0	0	0	0	0	2	0.5
2015-16	9-0	24/2.7	2-9	.222	0-0	.000	0-0	.000	4-1	5	0.6	3-0	0	2	0	0	4	0.4
2016-17	16-0	94/5.9	3-13	.231	0-0	.000	4-7	.571	6-5	11	0.7	14-0	2	6	1	2	10	0.6
2017-18	6-0	44/7.3	4-9	.444	0-0	.000	1-2	.500	2-3	5	0.8	4-0	2	2	1	2	9	1.5
TOTAL	35-0	175/5.0	10-34	.294	0-0	.000	5-9	.556	12-11	23	0.7	24-0	4	10	2	4	25	0.7

# 10 J'KYRA BROWN



5-11 • R-Senior • Guard • Rocky Mount, N.C. • Rocky Mount High School

## AT VIRGINIA 2017-18

- Was in the starting lineup for the season-opener at Mississippi State, the 11th start of her UVA career
- Brought down seven rebounds against Georgia (11/16)
- Scored a team-high 15 points while going 4-of-4 from three-point range against UNCG (12/2)
- Had 13 points at Rutgers, scoring eight of UVA's first 10 points in the contest (12/4)
- Scored a career-high 24 points in the win over Indiana (12/18), going 7-of-11 from the field and 6-of-6 from the freethrow line
- Had a streak of six-straight games scoring in double-digits from Nov. 26 (Dukesne) to Dec. 18 (Indiana), averaging 15.3 ppg in that span

## 2016-17

- Scored a UVA career high 18 points against Coppin State (11/13)
- Started the season with a 9-1 assist-to-turnover ratio in the first 3 games
- Made her 1st start of season against UIC, scoring 7pts with 5 assists
- Scored 14 points on 6-of-8 shooting against Md. Eastern Shore (12/21)
- Scored nine points with a team-high 10 rebounds against UMBC (12/28)
- Let the team in scoring (10 pts) and rebounding (6 reb) at Pitt (1/22)
- Made her second start of the season at Notre Dame, scoring 11 points in the first half and 14 overall, also dishing five assists and grabbing five steals (1/29)
- Recorded first career double-double (12 pts/10 rebs) in win over Georgia Tech (2/2)
- Scored 16 points in the first half against Wake Forest (2/12)
- Started both games of the WNIT, scoring 14 points in the win at Saint Joseph's, including 9 points in fourth quarter

## 2017-18 GAME-BY-GAME

Opponent	GS	FG-FGA	3FG-3FGA	FT-FTA	Off-Def	Total Reb	PF	Points	A	TO	Blk	Stl	Min
at Miss St	*	2-8	0-2	0-0	0-4	4	4	4	0	6	0	1	32
CENT CONN	*	3-6	1-4	1-2	0-4	4	0	8	2	3	0	1	15
GEORGIA	*	0-3	0-3	1-2	1-6	7	1	1	2	3	0	1	22
at Dayton		3-12	2-6	0-0	0-5	5	3	8	1	3	0	0	33
HAMPTON		2-6	2-5	0-0	0-3	3	0	6	2	1	0	0	24
HARVARD		1-7	0-4	1-2	0-1	1	2	3	0	1	0	0	24
DUQUESNE		4-9	2-5	5-6	1-3	4	5	15	2	3	0	1	36
MARYLAND		5-10	1-3	0-0	0-1	1	0	11	4	1	0	2	30
UNCG		5-6	4-4	1-2	0-6	6	3	15	4	1	0	0	29
at Rutgers	*	5-11	3-8	0-2	1-5	6	3	13	3	0	0	1	40
vs Ohio		4-6	4-5	2-2	1-4	5	2	14	6	4	0	0	28
vs Indiana		7-11	4-7	6-6	2-2	4	1	24	2	4	0	0	36
MANHATTAN		3-9	1-4	1-1	1-2	3	1	8	4	3	1	2	28
PITT		3-10	3-5	0-0	0-2	2	3	9	1	3	0	0	28
SYRACUSE		4-10	2-6	2-4	2-4	6	0	12	3	2	1	2	27
at NC State		5-9	4-6	4-8	1-4	5	3	18	2	3	0	1	34
CLEMSON		2-5	1-4	0-0	1-0	1	0	5	3	1	0	3	26
at BC		4-8	1-5	3-5	0-7	7	3	12	1	4	0	1	28
at Duke		3-9	1-5	0-0	1-1	2	2	7	2	3	0	1	27
VA TECH		1-6	1-3	2-2	1-5	6	1	5	3	2	0	1	21
UNC													
at Ga Tech													
LOUISVILLE													
at FSU													
at Va Tech													
NOTRE DAME													
MIAMI													
at Louisville													
at Wake													

## SINGLE GAME BESTS

### POINTS

Season: 24 vs Indiana (12/18)  
Career: 24 vs Indiana (12/18/17)

### REBOUNDS

Season: 7 (2x) last at BC (1/11)  
Career: 10 (3x) last vs. Georgia Tech (2/2)

### FG MADE

Season: 7 vs Indiana (12/18)  
Career: 7 vs Indiana (12/18/17)

### FG ATTEMPTS

Season: 12 at Dayton (11/19)  
Career: 14 at Notre Dame (1/29/16)

### FG Percentage

Season: 5-6 vs UNCG (12/2)  
Career: 5-6 vs UNCG (12/2/17)

### 3 PT FG MADE

Season: 4 vs UNCG (12/2)  
Career: 4 (several)

### 3 PT FG ATTEMPTS

Season: 8 at Rutgers (12/4)  
Career: 9 at Miami (2/9/17)

### 3 PT FG Percentage

Season: 4-4 vs UNCG (12/2)  
Career: 4-4 vs UNCG (12/2/17)

### FT MADE

Season: 6 vs Indiana (12/18)  
Career: 8 vs Florida State (2/16/17)

### FT ATTEMPTS

Season: 8 at NC State (1/4)  
Career: 10 vs Florida State (2/16/17)

### ASSISTS

Season: 4 (2x) last vs UNCG (12/2)  
Career: 6 (2x) last at Syracuse (1/2/17)

### STEALS

Season: 1 at Rutgers (12/4)  
Career: 5 at Notre Dame (1/29/17)

### DOUBLE DOUBLES

Season:  
Career: 1 vs Georgia Tech (2/2)

## AT EAST CAROLINA

Year	G-GS	Min/Avg	FG-FGA	Pct.	3FG-A	Pct.	FT-FTA	Pct.	O-D	T	Avg.	Pf-DQ	Ast	TO	Blk	St	Pts	Avg
2013-14	31-1	341/11.0	63-155	.406	27-81	.333	31-42	.738	21-31	52	1.7	45-0	25	41	9	16	184	5.9
<b>AT VIRGINIA</b>																		
Year	G-GS	Min/Avg	FG-FGA	Pct.	3FG-A	Pct.	FT-FTA	Pct.	O-D	T	Avg.	Pf-DQ	Ast	TO	Blk	St	Pts	Avg
2015-16	33-6	545/16.5	51-168	.304	27-85	.318	37-52	.712	31-61	92	2.8	60-0	30	50	3	23	166	5.0
2016-17	33-4	808/24.5	86-220	.391	48-127	.378	65-91	.714	42-95	137	4.2	64-1	67	73	4	36	285	8.6
2017-18	20-4	568/28.4	66-161	.410	37-94	.394	29-44	.659	13-69	82	4.1	37-1	47	51	2	18	198	9.9
TOTAL	86-14	1921/22.3	203-549	.370	112-306	.366	131-187	.701	86-225	311	3.6	161-2	144	174	9	77	649	7.5

# 5 KHYASIA CALDWELL



5-5 • Freshman • Guard • Pocono Summit, Pa. • Pocono Mountain East

## AT VIRGINIA

### 2017-18

- Made her collegiate debut at Mississippi State, scoring two points and grabbing a steal in two minutes on the court (11/10)
- Scored four points in four minutes against Manhattan (12/21)
- Will be a two-sport athlete at UVA, also be competing for the track & field team in the spring

## HIGH SCHOOL/CLUB

- Four-year varsity letter winner in basketball at Pocono Mountain East High School
- Earned Second Team All-Conference honors her freshman season, tying her school record for single-game rebounding with 23 in one contest
- First Team All-Conference her sophomore and senior seasons
- Junior season was named the Pocono Record Girl's Basketball Player of the Year
- Reached the 1,000 career point mark her senior year while averaging 14 points, 7.4 assists and 9 rebounds per game
- Also competed in track: Three-time PIAA State Champion in the long jump
- Holds school records in four events: the 100 (12.14), 200 (24.54), 400 (57.94) and long jump (20-5), and owns the long jump record in both the Eastern Pennsylvania Conference and District 11

## SINGLE GAME BESTS

### POINTS

Season: 5 vs CCSU (11/12)

### REBOUNDS

Season:

### FG MADE

Season:

### FG ATTEMPTS

Season:

### 3 PT FG MADE

Season:

### 3 PT FG ATTEMPTS

Season:

Career:

### FT MADE

Season:

### FT ATTEMPTS

Season:

### ASSISTS

Season:

### BLOCKS

Season:

### STEALS

Season:

## 2017-18 GAME-BY-GAME

Opponent	GS	FG-FGA	3FG-3FGA	FT-FTA	Off-Def	Total Reb	PF	Points	A	TO	Blk	Stl	Min
at Miss St		1-2	0-0	0-0	0-0	0	0	2	0	0	0	1	2
CENT CONN		2-3	1-2	0-2	1-1	2	3	5	1	0	0	0	9
GEORGIA		0-0	0-0	0-0	0-0	0	0	0	0	0	0	0	0
at Dayton		0-0	0-0	0-0	0-0	0	0	0	0	0	0	0	0+
HAMPTON		DNP											
HARVARD		DNP											
DUQUESNE		0-0	0-0	0-0	0-0	0	2	0	0	0	0	0	0+
MARYLAND		DNP											
UNCG		0-0	0-0	0-0	0-0	0	1	0	0	1	0	0	5
at Rutgers		0-0	0-0	0-0	0-0	0	0	0	0	0	0	0	1
vs Ohio		0-3	0-0	0-0	0-0	0	1	0	0	0	0	0	3
vs Indiana		DNP											
MANHATTAN		1-1	0-0	2-2	0-0	0	0	4	0	0	0	0	4
PITT		DNP											
SYRACUSE		DNP											
at NC State		DNP											
CLEMSON		1-2	0-0	0-0	0-0	0	1	2	0	0	0	0	4
at BC		DNP											
at Duke		DNP											
VA TECH		DNP											
UNC													
at Ga Tech													
LOUISVILLE													
at FSU													
at Va Tech													
NOTRE DAME													
MIAMI													
at Louisville													
at Wake													

## VIRGINIA CAREER STATISTICS

Year	G-GS	Min/Avg	FG-FGA	Pct.	3FG-A	Pct.	FT-FTA	Pct.	O-D	T	Avg.	Pf-DQ	Ast	TO	Blk	St	Pts	Avg
2017-18	10-0	28/2.8	5-11	.455	1-2	.500	2-4	.500	1-1	2	0.2	9-0	1	1	0	1	13	1.3



# 23 ALIYAH HULAND EL



6-1 • Senior • Guard • Randolph, N.J. • Randolph High School

## AT VIRGINIA 2017-18

- Came off the bench to go 5-of-6 from the field for 13 points against Central Connecticut (11/12)
- Had a season-high seven rebounds against Georgia (11/16)
- Made her first start of the season against Hampton, scoring 10 points in the first half (11/21)
- Named to the Cavalier Classic all-tournament team after hitting the game-tying three-pointer against Harvard (11/25) and scoring a team-high 17 points against Duquesne (11/26)
- Grabbed 10 rebounds in the overtime win against Indiana (12/18)

## 2016-17

- Had the first double-double of her career with 12 points and 10 assists against Coppin State, the first UVA player to have double-digit assists in a game since Sharneé Zoll had 11 in 2008
- Scored 11 points in the first quarter in the win over Rutgers (11/20)
- Back-to-back 16-point games against Rutgers and St. John's (11/20, 25)
- Made her first five field goal attempts against BC, scoring 12 points in the first 16 minutes (1/15)
- Scored 10 points against NC State, with seven coming in the final quarter (2/26)

## 2017-18 GAME-BY-GAME:

Opponent	GS	FG-FGA	3FG-3FGA	FT-FTA	Off-Def	Total Reb	PF	Points	A	TO	Blk	Stl	Min
at Miss St		2-6	0-2	2-2	0-0	0	2	6	0	0	0	0	21
CENT CONN		5-6	1-1	2-2	0-1	1	1	13	2	1	1	3	17
GEORGIA		3-4	2-3	1-2	2-5	7	2	9	2	2	1	1	20
at Dayton		3-6	1-2	1-1	1-2	3	3	8	1	1	2	1	27
HAMPTON	*	3-9	2-3	2-2	0-2	2	1	10	2	1	1	2	29
HARVARD	*	2-6	2-5	2-2	2-3	5	2	8	4	4	2	2	26
DUQUESNE	*	5-13	4-10	3-5	2-2	4	3	17	0	1	1	0	23
MARYLAND	*	3-5	1-3	2-2	0-1	1	2	9	1	2	2	0	23
UNCG	*	5-8	3-4	0-0	0-3	3	4	13	2	5	1	1	30
at Rutgers	*	1-4	0-2	1-2	2-2	4	4	3	2	2	0	0	25
vs Ohio	*	8-15	1-2	0-0	3-0	3	2	17	1	2	1	0	25
vs Indiana	*	3-11	1-4	0-0	3-7	10	2	7	1	3	0	0	32
MANHATTAN	*	3-8	0-3	1-1	1-1	2	1	7	2	3	0	2	24
PITT	*	3-7	0-2	4-4	0-2	2	2	10	0	1	1	0	25
SYRACUSE	*	4-8	3-5	4-6	3-2	5	1	15	2	2	0	1	35
at NC State	*	5-11	1-4	2-2	1-3	4	0	13	1	2	0	0	37
CLEMSON	*	4-7	0-2	0-1	1-1	2	0	8	3	2	0	2	25
at BC	*	3-8	1-2	0-0	0-2	2	1	7	2	2	0	1	33
at Duke	*	6-13	2-5	0-0	2-1	3	4	14	3	2	0	2	36
VA TECH	*	5-12	0-3	4-4	0-4	4	1	14	0	2	0	1	30
UNC													
at Ga Tech													
LOUISVILLE													
at FSU													
at Va Tech													
NOTRE DAME													
MIAMI													
at Louisville													
at Wake													

## SINGLE GAME BESTS

### POINTS

Season: 17 (2x) last vs Ohio (12/17)  
Career: 23 vs Louisville (1/5/17)

### REBOUNDS

Season: 10 vs Indiana (12/18)  
Career: 10 (2x) vs Indiana (12/18/17)

### FG MADE

Season: 8 vs Ohio (12/17)  
Career: 9 vs Longwood (11/22/15)

### FG ATTEMPTS

Season: 15 vs Ohio (12/17)  
Career: 15 (2x)

### FG SHOOTING

Season: 5-6 (.833) vs CCSU (11/12)  
Career: 7-10 (.700) vs NJIT (12/5/15)

### 3 PT FG MADE

Season: 4 vs Duquesne (11/26)  
Career: 4, several

### 3 PT FG ATTEMPTS

Season: 10 vs Duquesne (11/26)  
Career: 10 vs Duquesne (11/26/17)

### 3 PT FG PERCENTAGE

Season: 3-of-4 vs UNCG (12/2)  
Career: 3-of-3 vs Miami (1/3/16)

### FT MADE

Season:  
Career: 7 at Auburn (11/19/15)

### FT ATTEMPTS

Season:  
Career: 8 at Auburn (11/19/15)

### ASSISTS

Season: 2 (2x) last vs. Georgia (11/16)  
Career: 10 vs Coppin State (11/13/16)

### BLOCKS

Season: 1 (2x) last vs Georgia (11/16)  
Career: 3 (2x) last vs Miami (1/3/16)

### STEALS

Season: 3 vs. CCSU (11/12)  
Career: 4 vs Longwood (12/16/14)

### DOUBLE DOUBLES

Season:  
Career: 1 vs Coppin State (11/13/16)

## VIRGINIA CAREER STATISTICS

Year	G-GS	Min/Avg	FG-FGA	Pct.	3FG-A	Pct.	FT-FTA	Pct.	O-D	T	Avg.	Pf-DQ	Ast	TO	Blk	St	Pts	Avg
2014-15	31-1	552/17.8	63-189	.333	23-93	.247	24-32	.750	19-34	53	1.7	59-0	29	43	10	24	173	5.6
2015-16	34-10	853/25.1	120-281	.427	35-107	.327	51-63	.810	40-74	114	3.4	90-4	46	94	21	35	326	9.6
2016-17	33-23	750/22.7	87-222	.392	35-113	.310	36-51	.706	29-70	99	3.0	65-0	43	49	19	24	245	7.4
2017-18	20-16	543/27.2	76-167	.455	25-67	.373	31-38	.816	23-44	67	3.4	38-0	31	40	13	19	208	10.4
TOTAL	118-50	2698/22.9	346-859	.403	118-380	.311	142-184	.772	111-222	333	2.8	252-4	149	226	63	102	952	8.1

# 14 LISA JABLONOWSKI



6-3 • Sophomore • Wing/Forward • Ernster, Luxembourg • Lycee des Garcons

## AT VIRGINIA

### 2017-18

- Started the game at Dayton (11/19)

### 2016-17

- Moved into the starting lineup for the final nine games of the season
- Made her collegiate debut in the season-opener against Middle Tennessee, scoring four points with four rebounds in 11 minutes
- Had a game-high six rebounds in 13 minutes against Rutgers (11/20)
- Made her first career start against Wake Forest (2/12)
- Had a team-high eight rebounds in the upset win over No. 4 FSU (2/16)

## HIGH SCHOOL/CLUB

- Named Sportswoman of the Year, the most prestigious award in Luxembourg, for her performance in the 2014-15 season
- Helped lead her Amicale Steinsel team to the 2016 National Championship of Luxembourg
- Voted to the 2016 Luxembourgish League All-Star Game roster
- Was named the Eurobasket.com Player of the Week (Nov. 9, 2015) after scoring 21 points with nine rebounds and four assists in a victory over Sparta
- A three-time MVP of the U16 and U18 divisions, she helped her team win the Luxembourg Cup in 2014 and guided them to second place finishes in the U14, U16 and U18 championships.

## SINGLE GAME BESTS

### POINTS

Season: 6 vs Duquesne (11/26)

Career: 9 vs Nebraska (11/26)

### REBOUNDS

Season: 6 (2x)

Career: 8 vs Florida State (2/16)

### FG MADE

Season:

Career: 4 vs Nebraska (11/26)

### FG ATTEMPTS

Season:

Career: 5 (2x)

### 3 PT FG MADE

Season:

Career:

### 3 PT FG ATTEMPTS

Season:

Career: 2

### FT MADE

Season:

Career:

### FT ATTEMPTS

Season:

Career:

### ASSISTS

Season:

Career:

### BLOCKS

Season:

Career:

### STEALS

Season:

Career: 3 (2x) last at Syracuse (01/02)

## 2017-18 GAME-BY-GAME:

Opponent	GS	FG-FGA	3FG-3FGA	FT-FTA	Off-Def	Total Reb	PF	Points	A	TO	Blk	Stl	Min
at Miss St		2-3	1-1	0-0	0-3	3	4	5	0	1	0	0	17
CENT CONN		2-3	0-0	0-0	3-3	6	0	4	1	0	0	1	18
GEORGIA		0-3	0-0	0-0	0-3	3	1	0	0	2	0	0	18
at Dayton	*	0-0	0-0	0-0	0-3	3	3	0	2	1	0	0	20
HAMPTON		2-3	0-0	0-0	0-3	3	1	4	1	0	0	2	20
HARVARD		1-3	0-0	0-2	4-2	6	1	2	1	1	0	1	16
DUQUESNE		3-8	0-2	0-0	3-1	4	2	6	2	1	0	0	25
MARYLAND		1-2	0-1	0-2	3-1	4	1	2	2	2	0	1	25
UNCG		1-2	0-1	0-2	3-1	4	1	2	2	2	0	1	25
at Rutgers		1-2	0-0	0-0	1-3	4	1	2	2	1	0	1	27
vs Ohio		3-5	0-1	0-0	2-1	3	1	6	1	0	0	0	21
vs Indiana		0-0	0-0	2-2	3-2	5	2	2	2	0	1	0	22
MANHATTAN		3-8	0-0	0-0	2-2	4	2	6	1	1	0	1	20
PITT		2-4	0-0	0-0	2-1	3	0	4	1	1	1	2	23
SYRACUSE		1-1	0-0	0-0	0-0	0	1	2	0	0	0	0	12
at NC State		1-3	1-2	0-0	1-2	3	1	3	2	1	0	0	18
CLEMSON		1-2	0-1	0-0	1-4	5	2	2	1	1	1	0	18
at BC		1-4	0-0	0-0	2-3	5	0	2	0	1	1	0	19
at Duke		1-1	0-0	0-0	0-1	1	2	2	0	0	0	1	11
VA TECH		0-0	0-0	0-0	0-1	1	1	0	3	0	0	2	12
UNC													
at Ga Tech													
LOUISVILLE													
at FSU													
at Va Tech													
NOTRE DAME													
MIAMI													
at Louisville													
at Wake													

## VIRGINIA CAREER STATISTICS

Year	G-GS	Min/Avg	FG-FGA	Pct.	3FG-A	Pct.	FT-FTA	Pct.	O-D	T	Avg.	Pf-DQ	Ast	TO	Blk	St	Pts	Avg
2016-17	32-9	521/16.3	34-80	.425	4-15	.267	6-17	.353	45-38	83	2.6	27-0	22	29	8	30	78	2.4
2017-18	20-1	370/18.5	24-50	.480	3-10	.300	5-10	.500	25-41	66	3.3	24-0	23	15	4	12	56	2.8
TOTAL	52-10	891/17.1	58-130	.446	7-25	.280	11-27	.407	70-79	149	2.9	51-0	45	44	12	42	134	2.6

# 32 MONÉ JONES



6-3 • Junior • Forward • Durham, N.C. • Riverside High School

## AT VIRGINIA

### 2017-18

- Missed 10 games, beginning with Hampton (11/21) with a foot injury. Dressed for the Syracuse game (12/31), but did not play. Returned to action against Clemson (1/7)

### 2016-17

- Missed the first eight games of the season with a leg injury
- Made her season debut against UIC, scoring 3 ptt in 12 minutes (12/16)
- Scored nine points in 18 minutes against MDES (12/21)

## SINGLE GAME BESTS

### POINTS

#### Season:

Career: 10 vs Norfolk State (11/16/15)

### REBOUNDS

#### Season:

Career: 7 vs NJIT (12/5/15)

### FG MADE

#### Season:

Career: 3 at MT (11/13/15)

### FG ATTEMPTS

#### Season:

Career: 8 at MT (11/13/15)

### 3 PT FG MADE

#### Season:

Career:

### 3 PT FG ATTEMPTS

#### Season:

Career:

### FT MADE

#### Season:

Career: 4 vs Norfolk State (11/16/15)

### FT ATTEMPTS

#### Season:

Career: 4, 2x last vs Tulane (11/28/15)

### ASSISTS

#### Season:

Career: 1

### BLOCKS

#### Season:

Career: 2

### STEALS

#### Season:

Career: 3

## 2017-18 GAME-BY-GAME:

Opponent	GS	FG-FGA	3FG-3FGA	FT-FTA	Off-Def	Total Reb	PF	Points	A	TO	Blk	Stl	Min
at Miss St		0-3	0-0	0-0	0-0	0	1	0	2	1	0	0	19
CENT CONN		3-4	0-0	0-0	0-0	0	4	6	2	0	0	0	16
GEORGIA		0-1	0-0	0-0	0-0	0	0	0	0	2	0	0	8
at Dayton		0-0	0-0	0-0	1-0	1	0	0	1	0	0	0	4
HAMPTON		INJ											
HARVARD		INJ											
DUQUESNE		INJ											
MARYLAND		INJ											
UNCG		INJ											
at Rutgers		INJ											
vs Ohio		INJ											
vs Indiana		INJ											
MANHATTAN		INJ											
PITT		INJ											
SYRACUSE		DNP											
at NC State		DNP											
CLEMSON		0-1	0-0	1-2	0-1	1	0	1	0	0	0	0	9
at BC		0-0	0-0	0-0	0-0	0	0	0	0	0	0	0	4
at Duke		DNP											
VA TECH		0-1	0-0	0-0	0-0	0	0	0	0	0	0	0	3
UNC													
at Ga Tech													
LOUISVILLE													
at FSU													
at Va Tech													
NOTRE DAME													
MIAMI													
at Louisville													
at Wake													

## VIRGINIA CAREER STATISTICS

Year	G-GS	Min/Avg	FG-FGA	Pct.	3FG-A	Pct.	FT-FTA	Pct.	O-D	T	Avg.	Pf-DQ	Ast	TO	Blk	St	Pts	Avg
2015-16	33-1	572/17.3	37-101	.366	0-3	.000	24-32	.750	30-57	87	2.6	69-2	21	43	19	18	98	3.0
2016-17	25-0	243/9.7	12-38	.316	4-12	.333	12-15	.800	8-13	21	0.8	20-1	3	13	2	5	40	1.6
2017-18	7-0	63/9.0	3-10	.300	0-0	.000	1-2	.500	1-1	2	0.3	5-0	5	3	0	0	7	1.0
TOTAL	65-1	878/13.5	52-149	.349	4-15	.267	37-49	.755	39-71	110	1.7	94-3	29	59	21	23	145	2.2

# 3 LAUREN MOSES



6-2 • Senior • Forward • Mount Holly, N.J. • Rancocas High School

## AT VIRGINIA

### 2017-18 SEASON

- Changed jersey number to three for senior season, after wearing 21 for her first three years
- Was out of the starting lineup at Dayton, but returned against Hampton (11/21)
- Named to the Cavalier Classic all-tournament team after getting a double-double of 13 points and 10 rebounds against Harvard (11/25), her second time earning all-tourney honors at the Cav Classic after also doing so in 2015
- Scored a then-season-high 14 points in the win over Indiana (12/18) only to top it the next game with a 16-point performance against Manhattan (12/21). She started the game against the Jaspers making six of her first seven field goal attempts, scoring her first 14 points in 14 minutes on the floor
- Scored 11 points (going 5-of-7 from the floor) with seven rebounds in the win over Virginia Tech. Had an important and-one and took a crucial charge in the final two minutes (1/21)

### 2016-17 SEASON

- ACC All-Academic Team
- Had a double-double with 15 points and 10 rebounds in 23 minutes against Coppin State (11/13)
- Scored a career-high 27 points at Richmond, including 11 pts in the 1st half; made four freethrows in final 21 seconds to put the game away (11/16)
- Named to the South Point Shootout All-Tournament Team after scoring 19 points in the win over Nebraska (11/26)
- Double-double with 10 points and 12 rebounds vs MDES (12/21)

## 2017-18 GAME-BY-GAME

Opponent	GS	FG-FGA	3FG-3FGA	FT-FTA	Off-Def	Total Reb	PF	Points	A	TO	Blk	Stl	Min
at Miss St	*	1-6	0-0	0-0	1-2	3	1	2	1	0	1	2	18
CENT CONN	*	4-6	0-0	1-2	3-3	6	0	9	2	1	1	3	17
GEORGIA	*	2-4	0-0	1-2	0-0	0	1	5	1	3	0	1	19
at Dayton		3-12	0-0	1-1	3-2	5	1	7	0	2	0	2	27
HAMPTON	*	4-7	0-0	1-2	1-4	5	4	9	0	1	1	2	25
HARVARD	*	4-11	0-0	5-8	6-4	10	2	13	0	1	1	2	28
DUQUESNE	*	1-8	0-0	1-2	5-1	6	0	3	1	0	1	0	23
MARYLAND	*	0-3	0-0	3-4	6-5	11	3	3	2	3	2	1	29
UNCG													
at Rutgers													
vs Ohio		2-2	0-0	3-4	3-2	5	2	7	0	3	1	0	13
vs Indiana		4-8	0-0	6-8	0-0	0	3	14	1	2	1	5	29
MANHATTAN		7-9	0-0	2-2	2-2	4	3	16	0	2	0	1	21
PITT		1-3	0-0	2-2	5-2	7	2	4	0	1	0	2	19
SYRACUSE		2-7	0-1	1-2	1-1	2	2	5	1	3	1	3	20
at NC State		3-6	0-0	3-5	1-2	3	5	9	0	2	0	0	20
CLEMSON		5-8	0-0	1-3	2-1	3	1	11	1	0	0	1	19
at BC		3-7	0-0	0-0	3-0	3	1	6	1	2	0	1	22
at Duke		0-2	0-0	0-0	2-1	3	5	0	1	1	0	0	16
VA TECH		5-7	0-0	1-1	2-5	7	1	11	1	2	0	0	20
UNC													
at Ga Tech													
LOUISVILLE													
at FSU													
at Va Tech													
NOTRE DAME													
MIAMI													
at Louisville													
at Wake													

## SINGLE GAME BESTS

### POINTS

Season: 16 vs Manhattan (12/21)  
Career: 27 at Richmond (11/16/16)

### REBOUNDS

Season: 11 vs Maryland (11/29)  
Career: 15 at Boston College (02/14/16)

### FG MADE

Season: 4  
Career: 9 (2x) last vs Louisville (1/5/17)

### FG ATTEMPTS

Season: 12 at Dayton (11/19)  
Career: 17 at Miami (2/9/17)

### FG SHOOTING

Season: 7-of-9 vs Manhattan (12/21)  
Career: 7-of-8 vs Coppin St (12/28/15)

### FT MADE

Season: 6 vs Indiana (12/18)  
Career: 8 at Wake Forest (1/10/16)

### FT ATTEMPTS

Season: 8 vs Indiana (12/18)  
Career: 13 at Wake Forest (1/10/16)

### FT PERCENTAGE

Season:  
Career: 9-9 at Richmond (11/16)

### ASSISTS

Season:  
Career: 4 (2x) last at Richmond (11/16/16)

### BLOCKS

Season:  
Career: 3 (4x)

### STEALS

Season: 5 vs Indiana (12/18)  
Career: 6 at Duke (2/4/16)

### DOUBLE DOUBLES

Season: 1 vs Harvard (11/25)  
Career: 9, last vs Harvard (11/25)

## VIRGINIA CAREER STATISTICS

Year	G-GS	Min/Avg	FG-FGA	Pct.	3FG-A	Pct.	FT-FTA	Pct.	O-D	T	Avg.	Pf-DQ	Ast	TO	Blk	St	Pts	Avg
2014-15	31-30	731/23.6	77-183	.421	0-1	.000	35-66	.530	66-111	177	5.7	95-5	26	64	34	26	189	6.1
2015-16	34-34	969/28.5	128-293	.437	0-1	.000	65-115	.565	101-135	236	6.9	104-5	33	72	24	52	321	9.4
2016-17	33-33	874/26.5	134-281	.477	0-0	.000	47-75	.627	67-120	187	5.7	93-3	35	65	28	43	315	9.5
2017-18	18-7	385/21.4	51-116	.440	0-1	.000	32-48	.667	46-37	83	4.6	37-2	13	29	10	26	134	7.4
TOTAL	116-104	2959/25.5	390-873	.447	0-3	.000	179-304	.589	280-403	683	5.9	329-15	107	230	96	147	959	8.3

# 35 SHAKYNA PAYNE



6-3 • R-Sophomore • Forward • Acworth, Ga. • SW Atlanta Christian Academy

## AT VIRGINIA 2017-18

- Scored her first career points against Central Connecticut (11/12)
- Grabbed three rebounds against CCSU (11/12) and Ohio (12/17)

## 2016-17

- Made her collegiate debut in the South Point Shootout game against Nebraska, playing seven minutes

## 2015-16

- Missed the entire season with a leg injury

## HIGH SCHOOL

- Played four years of varsity basketball, playing three years at Etowah before finishing her senior year at Southwest Atlanta Christian Academy
- Was an honorable mention All-County player in 2011 before earning second-team honors in 2012 and then being named to the first-team in 2013
- 2014 Atlanta Journal Constitution All-State Class A Second Team
- Scored over 1,100 points in her prep career, averaging 12.6 points per game as a junior and 14.2 points with 7.3 rebounds per game her senior season
- Also played two years of varsity volleyball at Etowah as a middle blocker

## 2017-18 GAME-BY-GAME

Opponent	GS	FG-FGA	3FG-3FGA	FT-FTA	Off-Def	Total Reb	PF	Points	A	TO	Blk	Stl	Min
at Miss St		DNP											
CENT CONN		2-2	0-0	0-0	0-3	3	3	4	0	2	0	0	13
GEORGIA		DNP											
at Dayton		DNP											
HAMPTON		DNP											
HARVARD		DNP											
DUQUESNE		DNP											
MARYLAND		DNP											
UNCG		0-1	0-0	0-0	0-0	0	1	0	0	0	0	0	3
at Rutgers		DNP											
vs Ohio		0-1	0-0	1-2	2-1	3	1	1	0	1	0	0	3
vs Indiana		DNP											
MANHATTAN		0-1	0-0	0-0	0-0	0	1	0	0	1	0	1	4
PITT		DNP											
SYRACUSE		DNP											
at NC State		DNP											
CLEMSON		0-1	0-0	0-0	0-0	0	0	0	0	0	0	0	5
at BC		DNP											
at Duke		DNP											
VA TECH		DNP											
UNC													
at Ga Tech													
LOUISVILLE													
at FSU													
at Va Tech													
NOTRE DAME													
MIAMI													
at Louisville													
at Wake													

## SINGLE GAME BESTS

### POINTS

Season: 4 vs CCSU (11/12)

### REBOUNDS

Season: 3 (2x) last vs Ohio (12/17)

### FG MADE

Season:

### FG ATTEMPTS

Season:

### 3 PT FG MADE

Season:

### 3 PT FG ATTEMPTS

Season:

### FT MADE

Season:

### FT ATTEMPTS

Season:

### ASSISTS

Season:

### BLOCKS

Season:

### STEALS

Season:

## VIRGINIA CAREER STATISTICS

Year	G-GS	Min/Avg	FG-FGA	Pct.	3FG-A	Pct.	FT-FTA	Pct.	O-D	T	Avg.	Pf-DQ	Ast	TO	Blk	St	Pts	Avg
2015-16	INJURED																	
2016-17	5-0	19/3.8	0-4	.000	0-0	.000	0-2	.000	0-2	2	0.4	1-0	0	1	1	0	0	0.0
2017-18	5-0	28/5.6	2-6	.333	0-0	.000	1-2	.500	2-4	6	1.2	6-0	0	4	0	1	5	1.0
TOTAL	10-0	47/4.7	2-10	.200	0-0	.000	1-4	.250	2-6	8	0.8	7-0	0	5	1	1	5	0.5

# 1 BRIANNA TINSLEY



5-7 • Freshman • Guard • Madison, Va. • St. Anne's-Belfield

## AT VIRGINIA 2017-18

- Made her collegiate debut at Mississippi State, grabbing two rebounds in her first two minutes on the floor. Finished the game with seven points and two rebounds (11/10)
- Made her first career start at Dayton (11/19)

## HIGH SCHOOL/CLUB

- Two-time Scrimmage Play area Player of the Year
- Three-time First Team All-Central Virginia Team
- Three-time First Team VISAA Division I All-State
- Four-time All-LIS selection
- Competed in ASSIST Women's 2017 National All-American Senior High School Basketball All Star Game
- Averaged 15.2 points, 3.9 assists, 3.9 steals and 3.4 rebounds per game in her four-year career, averaging 17.8 points her senior season
- Also ran track, 200m Conference/State Champion
- 100m Conference/State Runner Up

## SINGLE GAME BESTS

### POINTS

Season: 8 vs Manhattan (12/21)

### REBOUNDS

Season: 4 (2x)

### FG MADE

Season: 3

### FG ATTEMPTS

Season: 8 vs Indiana (12/18)

### 3 PT FG MADE

Season:

### 3 PT FG ATTEMPTS

Season: 5 vs Harvard (11/25)

### FT MADE

Season: 2

### FT ATTEMPTS

Season: 4

### ASSISTS

Season: 5 vs Ohio (12/17)

### BLOCKS

Season:

### STEALS

Season:

## 2017-18 GAME-BY-GAME

Opponent	GS	FG-FGA	3FG-3FGA	FT-FTA	Off-Def	Total Reb	PF	Points	A	TO	Blk	Stl	Min
at Miss St		2-4	1-1	2-2	0-2	2	1	7	1	4	0	0	18
CENT CONN		1-8	1-3	0-0	2-2	4	1	3	3	1	0	0	23
GEORGIA		1-1	1-1	0-0	0-1	1	1	3	1	2	0	1	15
at Dayton	*	0-5	0-1	0-0	0-1	1	0	0	1	0	0	0	11
HAMPTON	*	3-5	0-1	0-0	0-1	1	2	6	0	5	1	1	23
HARVARD	*	0-6	0-5	1-2	0-1	1	0	1	0	0	0	1	17
DUQUESNE	*	1-1	1-1	0-0	0-2	2	2	3	3	1	0	0	19
MARYLAND	*	0-3	0-1	0-0	0-2	2	2	0	2	1	0	2	16
UNCG	*	1-3	0-2	2-4	0-1	1	3	4	3	1	0	1	22
at Rutgers	*	1-2	1-1	2-2	0-1	1	3	5	0	3	0	0	20
vs Ohio	*	1-6	1-4	0-0	0-3	3	1	3	5	3	0	0	28
vs Indiana	*	2-8	1-4	0-0	0-4	4	1	5	4	3	0	0	21
MANHATTAN	*	3-4	1-2	1-2	0-1	1	0	8	2	2	0	1	19
PITT	*	2-5	1-3	0-0	0-1	1	0	5	1	1	0	0	14
SYRACUSE	*	1-5	1-3	2-2	3-0	3	2	5	1	0	0	2	17
at NC State	*	1-2	1-2	2-2	1-0	1	2	5	2	2	0	1	19
CLEMSON	*	2-5	1-3	0-0	0-1	1	1	5	1	1	0	0	23
at BC	*	2-3	0-1	1-1	0-0	0	4	5	1	2	0	0	20
at Duke	*	2-4	2-2	0-0	1-2	3	1	6	3	4	0	1	29
VA TECH	*	1-5	1-3	0-0	0-1	1	1	3	0	1	0	0	22
UNC													
at Ga Tech													
LOUISVILLE													
at FSU													
at Va Tech													
NOTRE DAME													
MIAMI													
at Louisville													
at Wake													

## VIRGINIA CAREER STATISTICS

Year	G-GS	Min/Avg	FG-FGA	Pct.	3FG-A	Pct.	FT-FTA	Pct.	O-D	T	Avg.	Pf-DQ	Ast	TO	Blk	St	Pts	Avg
2017-18	20-17	396/19.8	27-85	.318	15-44	.341	13-17	.765	7-27	34	1.7	28-0	34	37	1	11	82	4.1

# 4 DOMINIQUE TOUSSAINT



5-9 • Sophomore • Guard • Staten Island, N.Y. • Christ the King

## AT VIRGINIA 2017-18

- Opened the season by scoring a team-high 17 points at Mississippi State (11/10) and followed with another 17-point game against Central Connecticut (11/12)
- Scored a team-high 18 points against Georgia (11/16)
- Scored five baskets and had six assists in the win over Hampton (11/21)

## 2016-17

- ACC All-Freshman Team
- Third among ACC freshmen in points per game (9.5)
- Was in the starting lineup for her collegiate debut, scoring 16 points with five rebounds against Middle Tennessee (11/11)
- Was named to the Cavalier Classic All-Tournament Team after scoring a team-high 17 points in the finale against Dayton (12/29)
- Named the ACC Rookie of the Week (Feb. 6) after scoring a team-high 16 points in the Cavaliers' overtime win against Georgia Tech, scoring UVA's final eight points of the first quarter, keying the Cavaliers to a 19-14 lead at the first break. Toussaint added another 10 points against Duke, leading the Cavaliers in scoring for the second-straight game
- Hit the game-tying three-pointer at the buzzer to send the Syracuse game into overtime (1/5)
- Scored 16 points in the victory at Clemson (1/19)
- Scored career-high 19 points, incl. 12 in OT, in the win over Wake (2/12)
- Led the team in scoring in the upset of No. 4 FSU with 14 points, eight coming in the fourth quarter
- Scored 10 pts with 5 reb in ACC Tourney win over Wake (3/2)

## HIGH SCHOOL/CLUB

- 2016 Miss New York Basketball, 2016 Gatorade New York State Girls' Basketball Player of the Year

## 2017-18 GAME-BY-GAME

Opponent	GS	FG-FGA	3FG-3FGA	FT-FTA	Off-Def	Total Reb	PF	Points	A	TO	Blk	Stl	Min
at Miss St	*	5-10	1-3	6-7	2-4	6	4	17	3	8	0	1	24
CENT CONN	*	6-14	3-7	2-2	1-1	2	1	17	3	0	0	3	18
GEORGIA	*	6-18	2-5	4-7	1-2	3	1	18	5	3	0	1	36
at Dayton	*	3-13	1-3	2-2	0-2	2	4	9	4	0	0	1	35
HAMPTON	*	5-11	1-6	3-6	0-3	3	2	14	6	3	0	2	34
HARVARD	*	2-12	1-3	0-0	0-3	3	2	5	2	2	0	0	37
DUQUESNE	*	5-12	1-3	0-0	0-2	2	3	11	2	3	0	0	27
MARYLAND	*	8-18	2-5	0-1	0-2	2	3	18	2	6	0	1	35
UNCG	*	4-7	1-3	2-2	0-4	4	2	11	1	3	0	1	26
at Rutgers	*	0-4	0-1	0-0	0-0	0	2	0	1	1	0	0	9
vs Ohio	*	5-9	3-6	0-0	0-6	6	3	13	5	5	0	2	26
vs Indiana	*	4-10	1-5	3-5	0-3	3	3	12	4	5	0	3	39
MANHATTAN	*	2-5	0-2	1-2	0-4	4	1	5	5	1	0	2	30
PITT	*	4-17	2-8	6-6	0-4	4	1	16	7	1	0	3	36
SYRACUSE	*	3-10	1-5	2-2	0-5	5	4	9	6	3	0	2	32
at NC State	*	4-9	2-5	1-2	0-4	4	5	11	1	1	0	0	20
CLEMSON	*	4-8	2-5	0-0	0-3	3	3	10	5	1	0	1	25
at BC	*	5-8	2-3	0-0	0-2	2	2	12	7	2	0	0	22
at Duke	*	2-8	2-8	0-0	0-0	0	4	6	3	3	0	0	24
VA TECH	*	5-15	2-7	2-2	0-3	3	1	14	3	4	0	1	37
UNC													
at Ga Tech													
LOUISVILLE													
at FSU													
at Va Tech													
NOTRE DAME													
MIAMI													
at Louisville													
at Wake													

## SINGLE GAME BESTS

### POINTS

Season: 18 (2x) last vs Maryland (11/29)  
Career: 19 vs Wake Forest (2/12/17)

### REBOUNDS

Season: 6 vs CCSU (11/12)  
Career: 9 at Richmond (11/16/16)

### FG MADE

Season: 6  
Career: 7 vs. Georgia Tech (2/2/17)

### FG ATTEMPTS

Season: 18 (2x)  
Career: 18 (2x)

### 3 PT FG MADE

Season: 3 vs CCSU (11/12)  
Career: 3 vs CCSU (11/12)

### 3 PT FG ATTEMPTS

Season: 8 vs Pitt (12/28)  
Career: 8 (2x)

### FT MADE

Season: 6 (2x) last vs Pitt (12/28)  
Career: 6 (2x)

### FT ATTEMPTS

Season: 7(2x)  
Career: 8 vs Middle Tennessee (11/11/16)

### FT PERCENTAGE

Season: 6-6 vs Pitt (12/28)  
Career: 6-6 vs Pitt (12/28/17)

### ASSISTS

Season: 7 (2x) last at BC (1/11)  
Career: 7 (2x) last at BC (1/11/18)

### BLOCKS

Season:  
Career: 2

### STEALS

Season: 3 vs CCSU (11/12)  
Career: 4 at BGSU (12/4/16)

## VIRGINIA CAREER STATISTICS

Year	G-GS	Min/Avg	FG-FGA	Pct.	3FG-A	Pct.	FT-FTA	Pct.	O-D	T	Avg.	Pf-DQ	Ast	TO	Blk	St	Pts	Avg
2016-17	31-30	808/26.1	113-288	.392	25-82	.305	44-59	.746	19-82	101	3.3	77-2	74	96	4	42	295	9.5
2017-18	20-19	572/28.6	82-218	.376	30-93	.323	34-46	.739	4-57	61	3.1	51-1	75	55	0	24	228	11.4
TOTAL	51-49	1380/27.1	195-506	.385	55-175	.314	78-105	.743	23-139	162	3.2	128-3	149	151	4	66	523	10.3

# 13 JOCELYN WILLOUGHBY



6-0 • Sophomore • Forward/Guard • East Orange, N.J. • Newark Academy

## AT VIRGINIA 2017-18

- Scored a team-high 19 points in the win over Central Connecticut and followed that with a 17-point performance against Georgia (11/16)
- Scored 11 points in 22 minutes against UNCG, going 5-of-7 from the field (12/2)
- Led team with 14 points at Rutgers (12/4)
- Scored 18 points on 7-of-9 shooting with 11 rebounds for her first double-double of the season at BC (1/11); followed that with a second straight double-double at Duke with 11 points and 10 rebounds

## 2016-17

- ACC All-Freshman Team; ACC All-Academic Team
- Second among ACC freshmen in rebounding (6.2 per game) and leads the conference rookies in steals per game (1.7 per game, 55 overall)
- Third among ACC freshmen in scoring at 9.2 points per game
- Became the first freshman to lead UVA in rebounding since Brandi Teamer in 2002 and the first freshman guard to do so since Chrissy Reese in 1980
- Only player on the 2016-17 team to have two 20-point games in the season

## HIGH SCHOOL/CLUB

- 2016 Gatorade New Jersey Girl's Basketball Player of the Year

## SINGLE GAME BESTS

### POINTS

Season: 19 vs CCSU (11/12)  
Career: 25 at Saint Joseph's (3/17/17)

### REBOUNDS

Season: 11 at BC (1/11)  
Career: 11 (2x) last at BC (1/11)

### FG MADE

Season: 8 vs CCSU (11/12)  
Career: 10 at Saint Joseph's (3/17/17)

### FG ATTEMPTS

Season: 14 at Rutgers (12/4)  
Career: 14 (2x) last at Rutgers (12/4/17)

### 3 PT FG MADE

Season: 2

### 3 PT FG ATTEMPTS

Season: 4

### FT MADE

Season: 6 at NC State (1/4)  
Career: 12 vs Dayton (12/29/16)

### FT ATTEMPTS

Season: 6 at NC State (1/4)  
Career: 14 vs Dayton (12/29/16)

### FT PERCENTAGE

Season: 6-6 at NC State (1/4)  
Career: 12-of-14 (.857) vs Dayton (12/29/16)

### ASSISTS

Season:  
Career: 4 at Notre Dame (1/29/17)

### BLOCKS

Season:  
Career: 3 vs UMBC (12/28/16)

### STEALS

Season:  
Career: 6 at Georgia (12/19/16)

### DOUBLE DOUBLES

Season: 2 last at Duke (1/14)  
Career: 4 last at Duke (1/14/18)

## 2017-18 GAME-BY-GAME:

Opponent	GS	FG-FGA	3FG-3FGA	FT-FTA	Off-Def	Total Reb	PF	Points	A	TO	Blk	Stl	Min
at Miss St	*	3-4	0-0	0-0	0-6	6	4	6	0	1	0	1	20
CENT CONN	*	8-13	1-1	2-3	1-3	4	0	19	2	1	0	1	21
GEORGIA	*	6-10	1-1	4-5	0-2	2	5	17	0	2	1	2	33
at Dayton	*	4-13	1-3	0-0	3-2	5	4	9	1	5	0	5	31
HAMPTON	*	6-9	1-1	2-2	2-4	6	5	15	0	1	0	1	30
HARVARD	*	4-11	2-4	2-4	7-1	8	3	12	1	4	1	2	37
DUQUESNE	*	3-10	0-1	0-0	0-4	4	5	6	2	2	0	2	30
MARYLAND	*	4-10	0-0	0-0	1-6	7	3	8	1	3	0	3	34
UNCG	*	5-7	1-1	0-0	0-2	2	3	11	1	0	0	0	22
at Rutgers	*	5-14	2-4	2-2	0-2	2	2	14	1	3	0	1	38
vs Ohio	*	3-6	0-1	2-2	0-2	2	4	8	1	2	0	0	29
vs Indiana	*	3-6	0-1	2-2	0-2	2	4	8	1	2	0	0	29
MANHATTAN	*	3-8	0-0	0-0	2-2	4	2	6	1	1	0	1	20
PITT	*	0-5	0-0	4-6	3-6	9	1	4	0	3	0	2	31
SYRACUSE	*	2-6	1-2	3-4	1-0	1	2	8	0	3	0	4	29
at NC State	*	2-7	0-2	6-6	0-3	3	3	10	2	1	0	2	31
CLEMSON	*	5-9	2-3	4-4	0-5	5	1	16	0	3	0	1	28
at BC	*	7-9	2-3	2-2	1-10	11	3	18	3	1	0	0	32
at Duke	*	4-11	3-5	0-0	1-9	10	1	11	1	3	1	0	37
VA TECH	*	3-6	0-1	4-4	0-8	8	4	10	0	1	0	2	31
UNC													
at Ga Tech													
LOUISVILLE													
at FSU													
at Va Tech													
NOTRE DAME													
MIAMI													
at Louisville													
at Wake													

## VIRGINIA CAREER STATISTICS

Year	G-GS	Min/Avg	FG-FGA	Pct.	3FG-A	Pct.	FT-FTA	Pct.	O-D	T	Avg.	Pf-DQ	Ast	TO	Blk	St	Pts	Avg
2016-17	33-33	987/29.9	109-288	.378	8-39	.205	98-132	.742	71-133	204	6.2	110-8	55	94	13	55	324	9.8
2017-18	20-20	587/29.4	79-171	.462	17-33	.515	37-44	.841	22-80	102	5.1	55-3	19	40	3	30	212	10.6
TOTAL	53-53	1574/29.7	188-459	.410	25-72	.347	135-176	.767	93-213	306	5.8	165-11	74	134	16	85	536	10.1



**2017-18 Virginia Women's Basketball  
Virginia Combined Team Statistics (as of Jan 21, 2018)  
All games**

<b>RECORD:</b>	<b>OVERALL</b>	<b>HOME</b>	<b>AWAY</b>	<b>NEUTRAL</b>
ALL GAMES	13-7	9-3	2-4	2-0
CONFERENCE	6-1	4-0	2-1	0-0
NON-CONFERENCE	7-6	5-3	0-3	2-0

#	Player	gp-gs	min	avg	Total		3-Point		F-Throw		Rebounds				pf	dq	a	to	blk	stl	pts	avg
					fg-fga	fg%	3fg-fga	3fg%	ft-fa	ft%	off	def	tot	avg								
04	Dominique Toussaint	20-19	572	28.6	82-218	.376	30-93	.323	34-46	.739	4	57	61	3.1	51	1	75	55	0	24	228	11.4
13	Jocelyn Willoughby	20-20	587	29.4	79-171	.462	17-33	.515	37-44	.841	22	80	102	5.1	55	3	19	40	3	30	212	10.6
23	Aliyah Huland El	20-16	543	27.2	76-167	.455	25-67	.373	31-38	.816	23	44	67	3.4	38	0	31	40	13	19	208	10.4
10	J'Kyra Brown	20-4	568	28.4	66-161	.410	37-94	.394	29-44	.659	13	69	82	4.1	37	1	47	51	2	18	198	9.9
03	Lauren Moses	18-7	385	21.4	51-116	.440	0-1	.000	32-48	.667	46	37	83	4.6	37	2	13	29	10	26	134	7.4
30	Felicia Aiyeotan	20-16	441	22.1	62-130	.477	0-0	.000	14-29	.483	48	102	150	7.5	30	0	16	38	50	5	138	6.9
01	Brianna Tinsley	20-17	396	19.8	27-85	.318	15-44	.341	13-17	.765	7	27	34	1.7	28	0	34	37	1	11	82	4.1
14	Lisa Jablonowski	20-1	370	18.5	24-50	.480	3-10	.300	5-10	.500	25	41	66	3.3	24	0	23	15	4	12	56	2.8
02	Jae'Lisa Allen	6-0	44	7.3	4-9	.444	0-0	.000	1-2	.500	2	3	5	0.8	4	0	2	2	1	2	9	1.5
05	Khyasia Caldwell	10-0	28	2.8	5-11	.455	1-2	.500	2-4	.500	1	1	2	0.2	9	0	1	1	0	1	13	1.3
32	Mone Jones	7-0	63	9.0	3-10	.300	0-0	.000	1-2	.500	1	1	2	0.3	5	0	5	3	0	0	7	1.0
35	Shakyna Payne	5-0	28	5.6	2-6	.333	0-0	.000	1-2	.500	2	4	6	1.2	6	0	0	4	0	1	5	1.0
Team											39	48	87				5					
Total.....		20	4025		481-1134	.424	128-344	.372	200-286	.699	233	514	747	37.3	324	7	266	320	84	149	1290	64.5
Opponents.....		20	4025		411-1130	.364	137-455	.301	198-288	.688	246	457	703	35.2	322	-	221	335	55	165	1157	57.8

<b>TEAM STATISTICS</b>	<b>VA</b>	<b>OPP</b>	<b>Date</b>	<b>Opponent</b>	<b>Score</b>	<b>Att.</b>
SCORING	1290	1157	11/10/17	at Mississippi State	L 53-68	6811
Points per game	64.5	57.8	11/12/17	CENTRAL CONNECTICUT	w 103-59	3306
Scoring margin	+6.7	-	11/16/17	GEORGIA	L 61-64	3170
FIELD GOALS-ATT	481-1134	411-1130	11/19/17	at Dayton	L 46-61	1866
Field goal pct	.424	.364	11/21/17	HAMPTON	w 66-62	2546
3 POINT FG-ATT	128-344	137-455	11/25/17	HARVARD	w 50-48	2838
3-point FG pct	.372	.301	11/26/17	DUQUESNE	L 63-74	2846
3-pt FG made per game	6.4	6.9	11/29/17	MARYLAND	L 59-60	3082
FREE THROWS-ATT	200-286	198-288	12/02/17	UNCG	w 68-50	2642
Free throw pct	.699	.688	12/2/17	at Rutgers	L 43-52	1368
F-Throws made per game	10.0	9.9	12/17/17	vs Ohio	w 77-59	200
REBOUNDS	747	703	12/18/17	vs Indiana	Wot 82-72	150
Rebounds per game	37.3	35.2	12/21/17	MANHATTAN	w 69-47	2383
Rebounding margin	+2.2	-	* 12/28/17	PITTSBURGH	w 62-50	2822
ASSISTS	266	221	* 12/31/17	SYRACUSE	w 68-63	2979
Assists per game	13.3	11.1	* 1/4/18	at NC State	w 73-63	1801
TURNOVERS	320	335	* 01/07/18	CLEMSON	w 70-41	3995
Turnovers per game	16.0	16.8	* 1/11/18	at Boston College	w 68-57	1065
Turnover margin	+0.8	-	* 1-14-18	at #16/18 Duke	L 48-55	3856
Assist/turnover ratio	0.8	0.7	* 01/21/18	VIRGINIA TECH	w 61-52	4212
STEALS	149	165				
Steals per game	7.5	8.3				
BLOCKS	84	55				
Blocks per game	4.2	2.8				
ATTENDANCE	36821	17117				
Home games-Avg/Game	12-3068	6-2794				
Neutral site-Avg/Game	-	2-175				

\* - Conference game

<b>Score by Periods</b>	<b>1st</b>	<b>2nd</b>	<b>3rd</b>	<b>4th</b>	<b>OT</b>	<b>Totals</b>
Virginia	332	328	286	327	17	1290
Opponents	289	270	289	302	7	1157

**2017-18 Virginia Women's Basketball  
Virginia Combined Team Statistics (as of Jan 21, 2018)  
Conference games only**

<b>RECORD:</b>	<b>OVERALL</b>	<b>HOME</b>	<b>AWAY</b>	<b>NEUTRAL</b>
ALL GAMES	6-1	4-0	2-1	0-0
CONFERENCE	6-1	4-0	2-1	0-0
NON-CONFERENCE	0-0	0-0	0-0	0-0

#	Player	gp-gs	min	avg	Total		3-Point		F-Throw		Rebounds				pf	dq	a	to	blk	stl	pts	avg
					fg-fga	fg%	3fg-fga	3fg%	ft-fa	ft%	off	def	tot	avg								
23	Aliyah Huland El	7-7	221	31.6	30-66	.455	7-23	.304	14-17	.824	7	15	22	3.1	9	0	11	13	1	7	81	11.6
04	Dominique Toussaint	7-7	196	28.0	27-75	.360	13-41	.317	11-12	.917	0	21	21	3.0	20	1	32	15	0	7	78	11.1
13	Jocelyn Willoughby	7-7	219	31.3	23-53	.434	8-16	.500	23-26	.885	6	41	47	6.7	15	0	6	15	1	11	77	11.0
10	J'Kyra Brown	7-0	191	27.3	22-57	.386	13-34	.382	11-19	.579	6	23	29	4.1	12	0	15	18	1	9	68	9.7
30	Felicia Aiyeotan	7-7	155	22.1	23-48	.479	0-0	.000	2-5	.400	15	38	53	7.6	9	0	7	14	16	3	48	6.9
03	Lauren Moses	7-0	136	19.4	19-40	.475	0-1	.000	8-13	.615	16	12	28	4.0	17	2	5	11	1	7	46	6.6
01	Brianna Tinsley	7-7	144	20.6	11-29	.379	7-17	.412	5-5	1.000	5	5	10	1.4	11	0	9	11	0	4	34	4.9
14	Lisa Jablonowski	7-0	113	16.1	7-15	.467	1-3	.333	0-0	.000	6	12	18	2.6	7	0	7	4	3	5	15	2.1
05	Khyasia Caldwell	1-0	4	4.0	1-2	.500	0-0	.000	0-0	.000	0	0	0	0.0	1	0	0	0	0	0	2	2.0
32	Mone Jones	3-0	16	5.3	0-2	.000	0-0	.000	1-2	.500	0	1	1	0.3	0	0	0	0	0	0	1	0.3
35	Shakyna Payne	1-0	5	5.0	0-1	.000	0-0	.000	0-0	.000	0	0	0	0.0	0	0	0	0	0	0	0	0.0
Team											14	20	34				3					
Total.....		7	1400		163-388	.420	49-135	.363	75-99	.758	75	188	263	37.6	101	3	92	104	23	53	450	64.3
Opponents.....		7	1400		138-385	.358	47-149	.315	58-95	.611	76	163	239	34.1	113	-	73	116	15	55	381	54.4

<b>TEAM STATISTICS</b>	<b>VA</b>	<b>OPP</b>	<b>Date</b>	<b>Opponent</b>	<b>Score</b>	<b>Att.</b>
SCORING	450	381	* 12/28/17	PITTSBURGH	w 62-50	2822
Points per game	64.3	54.4	* 12/31/17	SYRACUSE	w 68-63	2979
Scoring margin	+9.9	-	* 1/4/18	at NC State	w 73-63	1801
FIELD GOALS-ATT	163-388	138-385	* 01/07/18	CLEMSON	w 70-41	3995
Field goal pct	.420	.358	* 1/11/18	at Boston College	w 68-57	1065
3 POINT FG-ATT	49-135	47-149	* 1-14-18	at #16/18 Duke	L 48-55	3856
3-point FG pct	.363	.315	* 01/21/18	VIRGINIA TECH	w 61-52	4212
3-pt FG made per game	7.0	6.7	* - Conference game			
FREE THROWS-ATT	75-99	58-95				
Free throw pct	.758	.611				
F-Throws made per game	10.7	8.3				
REBOUNDS	263	239				
Rebounds per game	37.6	34.1				
Rebounding margin	+3.4	-				
ASSISTS	92	73				
Assists per game	13.1	10.4				
TURNOVERS	104	116				
Turnovers per game	14.9	16.6				
Turnover margin	+1.7	-				
Assist/turnover ratio	0.9	0.6				
STEALS	53	55				
Steals per game	7.6	7.9				
BLOCKS	23	15				
Blocks per game	3.3	2.1				
ATTENDANCE	14008	6722				
Home games-Avg/Game	4-3502	3-2241				
Neutral site-Avg/Game	-	0-0				

<b>Score by Periods</b>	<b>1st</b>	<b>2nd</b>	<b>3rd</b>	<b>4th</b>	<b>Totals</b>
Virginia	124	117	108	101	450
Opponents	98	85	102	96	381









Official Basketball Box Score -- Game Totals -- Final Statistics
Manhattan vs Virginia
12/21/17 7 p.m. at JPJ Arena, Charlottesville, Va.



Manhattan 47 • 3-8

Box score table for Manhattan vs Virginia. Columns include Player, FG-FGA, 3-Ptr, Rebounds (Off, Def, Tot), PF, TP, A, TO, Blk, Stl, Min. Totals: 19-55, 5-23, 4-4, 13 18 31, 18 47, 11 21, 2 10, 200.

1st - FG %: 4-13 30.8%, 2nd: 7-15 46.7%, 3rd: 5-16 31.3%, 4th: 3-11 27.3%, Game: 19-55 34.5%, Deadball Rebounds: 0

Virginia 69 • 7-6

Box score table for Virginia vs Manhattan. Columns include Player, FG-FGA, 3-Ptr, Rebounds (Off, Def, Tot), PF, TP, A, TO, Blk, Stl, Min. Totals: 27-53, 3-13, 12-15, 9 23 32, 11 69, 16 15, 2 11, 200.

1st - FG %: 9-13 69.2%, 2nd: 9-19 47.4%, 3rd: 4-12 33.3%, 4th: 5-9 55.6%, Game: 27-53 50.9%, Deadball Rebounds: 2

Officials: Bruce Morris, Talisa Green, Nic Cappel

Technical fouls: Manhattan-None, Virginia-None.

Attendance: 2383

Score by periods table for Manhattan vs Virginia. Shows scores for 1st, 2nd, 3rd, 4th, and Total.

Points in paint table for Manhattan vs Virginia. Shows points in paint, off T/O, 2nd chance, and fast break.

Last FG - MANW 4th-03:01, VA 4th-00:32. Largest lead - MANW None, VA by 24 4th-00:32. MANW led for 00:00, VA led for 38:47. Game was tied for 00:51.

Score tied - 0 times. Lead changed - 0 times.

Official Basketball Box Score -- Game Totals -- Final Statistics
Pittsburgh vs Virginia
12/28/17 7 p.m. at JPJ Arena, Charlottesville, Va.

Pittsburgh 50 • 7-6, 0-1 ACC

Box score table for Pittsburgh vs Virginia. Columns include Player, FG-FGA, 3-Ptr, Rebounds (Off, Def, Tot), PF, TP, A, TO, Blk, Stl, Min. Totals: 19-55, 8-18, 4-5, 9 23 32, 18 50, 10 15, 4 10, 200.

1st - FG %: 3-13 23.1%, 2nd: 5-14 35.7%, 3rd: 4-16 25.0%, 4th: 7-12 58.3%, Game: 19-55 34.5%, Deadball Rebounds: 1

Virginia 62 • 8-6, 1-0 ACC

Box score table for Virginia vs Pittsburgh. Columns include Player, FG-FGA, 3-Ptr, Rebounds (Off, Def, Tot), PF, TP, A, TO, Blk, Stl, Min. Totals: 20-57, 6-18, 16-18, 16 27 43, 9 62, 11 13, 5 9, 200.

1st - FG %: 6-15 40.0%, 2nd: 6-18 33.3%, 3rd: 5-13 38.5%, 4th: 3-11 27.3%, Game: 20-57 35.1%, Deadball Rebounds: 0

Officials: Carla Fountain, Tiata Cruise, Rod Creech

Technical fouls: Pittsburgh-None, Virginia-None.

Attendance: 2822

Score by periods table for Pittsburgh vs Virginia. Shows scores for 1st, 2nd, 3rd, 4th, and Total.

Points in paint table for Pittsburgh vs Virginia. Shows points in paint, off T/O, 2nd chance, and fast break.

Last FG - UP 4th-00:44, VA 4th-04:23. Largest lead - UP by 2 1st-09:27, VA by 26 3rd-07:16. UP led for 00:21, VA led for 38:11. Game was tied for 00:33.

Score tied - 0 times. Lead changed - 1 time.



Official Basketball Box Score -- Game Totals -- Final Statistics
Syracuse vs Virginia
12/31/17 2 p.m. at JPJ Arena, Charlottesville, Va.



Syracuse 63 • 12-3, 0-2 ACC

Box score table for Syracuse vs Virginia. Columns include Player, FG-FGA, 3-Ptr, Rebounds (Off, Def, Tot), PF, TP, A, TO, Blk, Stl, Min. Totals: 21-57, 13-34, 8-11, 15 23 37, 17 63, 13 23, 2 9, 200.

Virginia 68 • 9-6, 2-0 ACC

Box score table for Virginia vs Syracuse. Columns include Player, FG-FGA, 3-Ptr, Rebounds (Off, Def, Tot), PF, TP, A, TO, Blk, Stl, Min. Totals: 23-57, 8-22, 14-22, 15 23 38, 13 68, 16 16, 4 15, 200.

1st - FG %: 6-16 37.5%, 2nd: 7-11 63.6%, 3rd: 4-16 25.0%, 4th: 4-14 28.6%, Game: 21-57 36.8%, Deadball Rebounds: 1

Officials: Joseph Vaszily, Thomas Danaher, Mark Berger

Technical fouls: Syracuse-None, Virginia-None.

Attendance: 2979

Score by periods table for Syracuse vs Virginia. Shows scores for 1st, 2nd, 3rd, 4th, and Total.

Points in paint table for Syracuse vs Virginia. Shows points in paint, off T/O, 2nd chance, and fast break.

Last FG - SU 4th-00:38, VA 4th-01:05. Largest lead - SU by 9 2nd-09:55, VA by 6 1st-04:53. SU led for 19:48, VA led for 14:33. Game was tied for 05:39.

Score tied - 5 times. Lead changed - 12 times.

Official Basketball Box Score -- Game Totals -- Final Statistics
Virginia vs NC State
1/4/18 7:02 pm at Reynolds Coliseum (Raleigh, N.C.)

Virginia 73 • 10-6, 3-0

Box score table for Virginia vs NC State. Columns include Player, FG-FGA, 3-Ptr, Rebounds (Off, Def, Tot), PF, TP, A, TO, Blk, Stl, Min. Totals: 23-54, 9-21, 18-25, 10 28 38, 23 73, 10 15, 1 4, 200.

NC State 63 • 12-4, 1-2

Box score table for NC State vs Virginia. Columns include Player, FG-FGA, 3-Ptr, Rebounds (Off, Def, Tot), PF, TP, A, TO, Blk, Stl, Min. Totals: 22-60, 6-19, 13-24, 14 25 39, 20 63, 12 18, 1 5, 200.

1st - FG %: 7-15 46.7%, 2nd: 3-13 23.1%, 3rd: 5-16 31.3%, 4th: 7-16 43.8%, Game: 22-60 36.7%, Deadball Rebounds: 7

Officials: Kathleen Lynch, Luis Gonzalez, Norma Jones

Technical fouls: Virginia-J'Kyra Brown, NC State-None.

Attendance: 1801

Fouled Out: UVA: #4 Toussaint, D. @ 2:42 in 4th quarter

#3 Moses, L. @ 0:12.2 in 4th quarter

NC SU: #5 Nelson, C. @ 1:36 in 4th quarter

Score by periods table for Virginia vs NC State. Shows scores for 1st, 2nd, 3rd, 4th, and Total.

Points in paint table for Virginia vs NC State. Shows points in paint, off T/O, 2nd chance, and fast break.

Last FG - VA 4th-07:43, ST 4th-00:55. Largest lead - VA by 15 1st-03:23, ST None. VA led for 39:24, ST led for 00:00. Game was tied for 00:18.

Score tied - 0 times. Lead changed - 0 times.



<b>RECORD:</b>	<b>OVERALL</b>	<b>HOME</b>	<b>AWAY</b>	<b>NEUTRAL</b>
<b>ALL GAMES</b>	13-7	9-3	2-4	2-0
<b>CONFERENCE</b>	6-1	4-0	2-1	0-0
<b>NON-CONFERENCE</b>	7-6	5-3	0-3	2-0

<b>Date</b>	<b>UVA. Rank</b>	<b>Opponent</b>	<b>Score</b>	<b>W/L</b>	<b>Rec.</b>	<b>ACC</b>	<b>Attend.</b>	<b>High Scorer</b>	<b>High Reb.</b>	<b>Opp. High Scr</b>
11/10	RV	at 7 Mississippi St	68-53	L	0-1	0-0	6811	Toussaint 17	Aiyeotan 7	Vivians 22
11/12	RV	CENTRAL CONN	103-59	W	1-1	0-0	3306	Willoughby 19	Aiyeotan 10	Patterson 19
11/16	RV	GEORGIA	64-61	L	1-2	0-0	3170	Toussaint 18	FA, JB, AHE 7	Robinson 15
11/19	RV	at Dayton	61-46	L	1-3	0-0	1866	DT, JW 9	Aiyeotan 6	Scaife 17
11/21		HAMPTON	66-62	W	2-3	0-0	2546	Willoughby 15	Willoughby 6	Finney-Smith 17
11/25		HARVARD	50-48	W	3-3	0-0	2838	Moses 13	Moses 10	KB, MR 11
11/26		DUQUESNE	74-63	L	3-4	0-0	2846	Huland EI 17	Moses 6	Omogrosso 25
11/29		No. 15 MARYLAND	60-59	L	3-5	0-0	3082	Toussaint 18	Moses 11	SJ, KC 13
12/02		UNCG	68-50	W	4-5	0-0	2642	Brown 15	Aiyeotan 9	Soliman 15
12/04		at Rutgers	52-43	L	4-6	0-0	1368	Willoughby 14	Aiyeotan 11	Scaife 22
12/17		vs Ohio	77-59	W	5-6	0-0	200	Huland EI 17	Aiyeotan 14	Burke 14
12/18		vs Indiana	82-72	WOT	6-6	0-0	150	Brown 24	Huland EI 10	Buss 28
12/21		MANHATTAN	69-47	W	7-6	0-0	2383	Moses 16	Aiyeotan 9	Grimme 15
12/28		PITT	62-50	W	8-6	1-0	2822	Toussaint 16	Aiyeotan 10	Rodriguez 17
12/31		RV SYRACUSE	68-63	W	9-6	2-0	2979	Huland EI 15	Aiyeotan 10	Mangakahia 20
01/04		RV NC State	73-63	W	10-6	3-0	1801	Brown 18	FA/FB 5	Hawkins 14
01/07		CLEMSON	70-41	W	11-6	4-0	3995	Willoughby 16	Aiyeotan 10	Carter 12
01/11		at BC	68-57	W	12-6	5-0	1065	Willoughby 18	Willoughby 11	Bolden-Morris 14
01/14		at Duke	55-48	L	12-7	5-1	3856	Huland EI 14	Willoughby 10	Brown 14
01/21		VIRGINIA TECH	61-52	W	13-7	6-1	4212	AHE, DT 14	JW, FA 8	Emery 18



<b>OPPONENT</b>	<b>AIYEOTAN</b>	<b>ALLEN</b>	<b>BROWN</b>	<b>CALDWELL</b>	<b>HULAND EL</b>	<b>JABLONOWSKI</b>
at Miss St	<b>4-7-0</b>	DNP	<b>4-4-0</b>	2-0-0	6-0-0	5-3-0
CENT CONN	<b>12-10-0</b>	3-2-1	<b>8-4-2</b>	5-2-1	13-1-2	4-6-1
GEORGIA	<b>8-7-1</b>	DNP	<b>1-7-2</b>	0-0-0	9-7-2	0-3-0
at Dayton	<b>5-6-0</b>	DNP	8-5-1	0-0-0	8-3-1	<b>0-3-2</b>
HAMPTON	2-3-0	DNP	6-3-2	DNP	<b>10-2-2</b>	4-3-1
HARVARD	6-7-2	DNP	3-1-0	DNP	<b>8-5-4</b>	2-6-1
DUQUESNE	2-5-2	DNP	15-4-2	0-0-0	<b>17-4-0</b>	6-4-2
MARYLAND	10-6-0	DNP	11-1-4	DNP	<b>9-1-1</b>	0-1-0
UNCG	<b>8-9-1</b>	4-0-1	15-6-4	0-0-0	<b>13-3-2</b>	2-4-2
at Rutgers	<b>6-11-1</b>	0-0-0	<b>13-6-3</b>	0-0-0	<b>3-4-2</b>	2-4-2
vs Ohio	<b>10-14-0</b>	2-2-0	14-5-6	0-0-0	<b>17-3-1</b>	6-3-1
vs Indiana	<b>10-3-2</b>	DNP	24-4-2	DNP	<b>7-10-1</b>	2-5-2
MANHATTAN	<b>7-9-0</b>	0-1-0	8-3-4	4-0-0	<b>7-2-2</b>	8-3-2
PITTSBURGH	<b>10-10-1</b>	DNP	9-2-1	DNP	<b>10-2-0</b>	4-3-1
SYRACUSE	<b>12-10-3</b>	INJ	12-6-3	DNP	<b>15-5-2</b>	2-0-0
at NC State	<b>4-5-0</b>	INJ	18-5-2	DNP	<b>13-4-1</b>	3-3-2
CLEMSON	<b>10-10-2</b>	INJ	5-1-3	2-0-0	<b>8-2-3</b>	2-5-1
at Boston College	<b>6-4-0</b>	INJ	12-7-1	DNP	<b>7-2-2</b>	2-5-0
at Duke	<b>2-6-1</b>	INJ	7-2-2	DNP	<b>14-3-3</b>	2-1-0
VIRGINIA TECH	<b>4-8-0</b>	DNP	6-5-3	DNP	<b>14-4-0</b>	0-1-3
UNC						
at Georgia Tech						
LOUISVILLE						
at Florida State						
at Virginia Tech						
NOTRE DAME						
MIAMI						
at Louisville						
at Wake Forest						

<b>OPPONENT</b>	<b>JONES</b>	<b>MOSES</b>	<b>PAYNE</b>	<b>TINSLEY</b>	<b>TOUSSAINT</b>	<b>WILLOUGHBY</b>
at Miss State	0-0-2	<b>2-3-1</b>	DNP	7-2-1	<b>17-6-3</b>	<b>6-6-0</b>
CENT CONN	6-0-2	<b>9-6-2</b>	4-3-0	3-4-3	<b>17-2-3</b>	<b>19-4-2</b>
GEORGIA	0-0-0	<b>5-0-1</b>	DNP	3-1-1	<b>18-3-5</b>	<b>17-2-0</b>
at Dayton	0-1-1	7-5-0	DNP	<b>0-1-0</b>	<b>9-2-4</b>	<b>9-5-1</b>
HAMPTON	INJ	<b>9-5-0</b>	DNP	<b>6-1-0</b>	<b>14-3-6</b>	<b>15-6-0</b>
HARVARD	INJ	<b>13-10-0</b>	DNP	<b>1-1-0</b>	<b>5-3-2</b>	<b>12-8-1</b>
DUQUESNE	INJ	<b>3-6-1</b>	DNP	<b>3-2-3</b>	<b>11-2-1</b>	<b>6-4-2</b>
MARYLAND	INJ	<b>3-11-2</b>	DNP	<b>0-2-2</b>	<b>18-2-2</b>	<b>8-7-1</b>
UNCG	INJ	INJ	0-0-0	<b>4-1-3</b>	<b>11-4-1</b>	<b>11-2-1</b>
at Rutgers	INJ	INJ	DNP	<b>5-1-0</b>	2-0-0	<b>14-2-1</b>
vs Ohio	INJ	7-5-0	1-3-0	<b>3-3-5</b>	<b>13-6-5</b>	<b>4-3-2</b>
vs Indiana	INJ	14-0-1	DNP	<b>5-4-4</b>	<b>12-3-4</b>	<b>8-2-1</b>
MANHATTAN	INJ	16-4-0	0-0-0	<b>8-1-2</b>	<b>5-4-5</b>	<b>6-4-1</b>
PITTSBURGH	INJ	4-7-0	DNP	<b>5-1-1</b>	<b>16-4-7</b>	<b>4-9-0</b>
SYRACUSE	DNP	5-2-1	DNP	<b>5-3-1</b>	<b>9-5-6</b>	<b>8-1-0</b>
at NC State	DNP	9-3-0	DNP	<b>5-1-2</b>	<b>11-4-1</b>	<b>10-3-2</b>
CLEMSON	1-1-0	11-3-1	0-0-0	<b>5-1-1</b>	<b>10-3-5</b>	<b>16-5-0</b>
at Boston College	0-0-0	6-3-1	DNP	<b>5-0-1</b>	<b>12-2-7</b>	<b>18-11-3</b>
at Duke	DNP	0-3-1	DNP	<b>6-3-3</b>	<b>6-0-3</b>	<b>11-10-1</b>
VIRGINIA TECH	0-0-0	11-7-1	DNP	<b>3-1-0</b>	<b>14-3-3</b>	<b>10-8-0</b>
NORTH CAROLINA						
at Georgia Tech						
LOUISVILLE						
at Florida State						
at Virginia Tech						
NOTRE DAME						
MIAMI						
at Louisville						
at Wake Forest						



<b>VIRGINIA</b>	<b>OPPONENT</b>
Bench Points . . . . . 444 (22.2 ppg)	317 (15.9 ppg)
FG Percentage- Home . . . . . 300-632 (.475)	247-694 (.356)
FG Percentage- Road . . . . . 123-321 (.383)	123-324 (.380)
FG Percentage- Neutral . . . . . 58-124 (.467)	44-112 (.392)
Most Points - Quarter . . . . . 32 (1st) vs CCSU	28 (1st) vs Ohio
Fewest Points- Quarter . . . . . 5 (2x) last (2nd) at Duke	6 (2nd) vs Ohio
Most Points at the Half . . . . . 63 vs CCSU	34 vs Maryland
Fewest Points at the Half . . . . . 17 at Rutgers	20 (2x) last vs Clemson
Largest Halftime Lead . . . . . 29 vs CCSU	
Largest Halftime Deficit . . . . . 10 at Miss State	

**VIRGINIA'S RECORD WHEN**

Game decided by 10 pts or less . . . . .	6-4
Leading at halftime . . . . .	12-1
Trailing at halftime . . . . .	1-6
Tied at halftime . . . . .	0-0
Went into overtime . . . . .	1-0
Leading by 10 or more points . . . . .	11-1
Shot FG 50% or better . . . . .	6-0
Shot FG less than 50% . . . . .	7-6
Shot FG less than 40% . . . . .	3-5
Shot FG 40% or better . . . . .	9-2
Holding opponent under 60 pts . . . . .	9-1
Scoring 30-39 points . . . . .	0-0
Scoring 40-49 points . . . . .	0-2
Scoring 50-59 points . . . . .	1-3
Scoring 60-69 points . . . . .	6-2
Scoring 70-79 points . . . . .	4-0
Scoring 80-89 points . . . . .	1-0
Scoring 90-100 points . . . . .	0-0
Scoring over 100 points . . . . .	1-0
Outrebounding opponent . . . . .	10-1
Being outrebounded . . . . .	3-6
Tied in rebounding . . . . .	0-0
Have fewer TOs than opponent . . . . .	7-2
Committing 15 or less TOs . . . . .	7-1

**SCORING BENCHMARKS**
**GAMES WITH 20 OR MORE POINTS IN 17-18**

J'Kyra Brown . . . . .	1
------------------------	---

**GAMES WITH 10 OR MORE POINTS IN 17-18**

Dominique Toussaint . . . . .	14
Jocelyn Willoughby . . . . .	11
Aliyah Huland El . . . . .	10
J'Kyra Brown . . . . .	9
Felicia Aiyeotan . . . . .	7
Lauren Moses . . . . .	5

**GAMES WITH 10 OR MORE REBOUNDS IN 17-18**

Felicia Aiyeotan . . . . .	6
Lauren Moses . . . . .	2
Jocelyn Willoughby . . . . .	2
Aliyah Huland El . . . . .	1

**DOUBLE DOUBLES IN 17-18**

Felicia Aiyeotan . . . . .	5
Jocelyn Willoughby . . . . .	2
Lauren Moses . . . . .	1

<b>VIRGINIA HIGHS</b>		<b>OPPONENT HIGHS</b>	
Points	103 vs CCSU	74 vs Duquesne	
FG Made	43 vs CCSU	26 vs Georgia	
FG Attempts	78 vs CCSU	68 vs Georgia	
FG %	.551 (43-78) vs CCSU	.439 (25-57) vs Indiana	
3FG Made	10 at Duke	13 vs Syracuse	
3FG Attempts	25 at Duke	39 vs Ohio	
3 pt %	.600 (9-15) vs UNCG	.444 (8-18) vs Pitt	
Free Throws Made	19 vs Indiana	19 vs Duquesne	
Free Throw Attempts	25 at NC State	24 at NC State	
Free Throw %	1.000 (13-13) vs VT	.875 (2x)	
Rebounds	51 vs Ohio	53 at Dayton	
Assists	19 vs CCSU	17 vs Georgia	
Steals	13 vs CCSU	14 (2x)	
Blocked Shots	10 vs Maryland	8 at Miss St	
Turnovers	23 (2x) last vs Indiana	23 at Dayton	
Fouls	23 (2x) last at NC State	21 (2x) last vs Indiana	

<b>VIRGINIA LOWS</b>		<b>OPPONENT LOWS</b>	
Points	43 at Rutgers	41 vs Clemson	
FG Made	16 (2x)	17 vs CCSU	
FG Attempts	45 at Rutgers	47 vs Harvard	
FG %	.258 (16-62) vs Harvard	.309 (17-55) vs CCSU 11/12	
3FG Made	3 at Miss St	2 vs Clemson	
3FG Attempts	9 at Miss St	7 vs Clemson	
3FG %	.238 (5-21) vs Harvard	.167 at Rutgers	
Free Throws Made	0 at Duke	1 vs Clemson	
Free Throw Attempts	0 at Duke	4 vs Manhattan	
Free Throw %	.529 (9-17) vs CCSU	.143 (1-7) vs Clemson	
	.000 (0-0) at Duke		
Rebounds	29 at Rutgers	30 vs lemsonn	
Assists	7 at Miss St	5 vs VT	
Steals	3 (2x) last at BC	2 vs CCSU	
Blocked Shots	1 at NC State	1 (several)	
Turnovers	9 vs CCSU	8 at Rutgers	
Fouls	9 (2x) last vs Clemson	11 vs UNCG	

<b>VIRGINIA INDIVIDUAL HIGHS</b>		<b>OPPONENT INDIVIDUAL HIGHS</b>	
Points	24 Brown vs Indiana	28 Buss vs Indiana	
FG Made	8 Willoughby vs CCSU	10 Buss vs Indiana	
FG Attempts	18 Toussaint (2x)	21 Mangakahia vs Syracuse	
FG %	.833 (5-6) (2x) last Aiyetotan vs Pitt	.667 (6-9) Patterson vs CCSU	
3FG Made	4 (2x) last Brown vs UNCG	5 (2x)	
3FG Attempts	10 Huland El vs Duquesne	13 Mangakahia vs Syracuse	
3FG Percentage	4-4 Brown vs UNCG	3-3 Confroy vs Maryland	
		.714 (5-7) Patterson vs CCSU	
FT Made	6 several	8 Omogrosso vs Duquesne	
FT Attempts	8 Moses (2x) last vs Indiana	10 (2x)	
FT Percentage	6-6 (3x) last Willoughby at NC State	6-6 Vojinovic vs Duquesne	
Rebounds	14 Aiyetotan vs Ohio	15 Cannon vs Duquesne	
Assists	7 Toussaint (2x) last at BC	9 Cole vs Georgia	
Steals	5 (2x) last Moses vs Indiana	4 Morrison vs Georgia	
Blocked Shots	6 Aiyetotan (2x) last vs UNCG	4 Boehm vs Harvard	
Turnovers	8 Toussaint at Miss St	12 Mangakahia vs Syracuse	

**VIRGINIA INDIVIDUALS**

- **Two UVA players with double-doubles in the same game:** vs Coppin State 11/13/16 (Moses 15-10r, Huland EI 12-10a, Aiyeotan 23-12r)
- **Four players in double figures:** vs Virginia Tech 1/21/18 (Toussaint 14, Huland EI 14, Moses 11, Willoughby 10)
- **Five Players in double figures:** vs Coppin State 11/13/16 (Willoughby 21, Moses 15, Huland EI 12, Brown 18, Aiyeotan 23)
- **Six players in double figures:** vs Norfolk State 11/16/15 (Randolph 17, Moses 12, Brown 11, Venson 10, Mason 10, Huland EI 10, Jones 10)
- **Seven players in double figures:** vs Norfolk State 11/16/15 (Randolph 17, Moses 12, Brown 11, Venson 10, Mason 10, Huland EI 10, Jones 10)
- **Zero players in double figures:** at Dayton, 11/19/17
- **Every Cavalier player scored:** vs CCSU 11/12/17
- **Scored 20 points:** 24, J'Kyra Brown vs Indiana 12/18/17
- **Scored 25 points:** 25, Jocelyn Willoughby at St. Joseph's, 3/17/17
- **Scored 30 points:** 34, Monica Wright vs. Green Bay, 03/21/10
- **Scored 40 points:** \*\*48, Mimi Kennedy at North Carolina, 01/15/98
- **A non-starter scored 20 or more points:** 24, J'Kyra Brown vs Indiana, 12/18/17
- **Two or more Hoos scored 20 or more points in the same game:** vs Coppin State (Willoughby 21, Aiyeotan 23)
- **Perfect from the field (5 attempts):** 7-7, Imovbioh vs Louisville 03/01/15
- **Perfect at FT line (10 attempts):** 11-11, Monica Wright vs North Carolina, 02/15/10
- **Perfect at FT line (9 attempts):** 9-9, Lauren Moses at Richmond 11/16/16
- **Perfect at FT line (8 attempts):** 9-9, Lauren Moses at Richmond 11/16/16
- **Had 20 Free throw attempts:** \*\*20, Brandi Teamer at Wake Forest, 1/6/05
- **Had 15 rebounds:** 15, Lauren Moses at Boston College 2/14/16
- **Had 20 rebounds:** 24, Sarah Imovbioh vs Ohio State 11/14/14
- **Had 10 assists:** 10, Aliyah Huland EI vs Coppin State 11/13/16
- **Had 6 steals:** 6, Jocelyn Willoughby at Georgia 12/19/16
- **Blocked 5 shots:** 6, Felicia Aiyeotan vs Maryland 11/29/17

**VIRGINIA TEAM**

- **UVA ranked in AP Top 25:** #22, 11/21/12
- **UVA ranked USA Today Top 25:** #22, 3/8/10
- **Played AP No. 1 team:** #1 Duke, L 79-58, 3/2/07
- **Defeated AP No. 1 team:** #1 Maryland, 75-74, 2/11/92
- **Defeated AP Top 10 team:** #4 Florida State 60-51, 2/16/17
- **Defeated AP Top 25 team:** #4 Florida State 60-51, 2/16/17

**FIELD GOAL SHOOTING**

- **Shot 60 percent:** .623 (33-53) vs Georgia Tech, 3/02/08
- **Shot 70 percent:** \*\*.700 (42-60) at Wake Forest, 1/07/87
- **Made 40-49 field goals:** 40 vs. Coppin State, 11/13/16
- **Made 50 field goals:** \*\*54 vs Cleveland State, 11/29/95
- **Attempted 60-69 FG:** 63 vs vs Nebraska, 11/26/16
- **Attempted 70-79 FG:** 72 vs Coppin State, 11/13/16
- **Attempted 80 FG:** 85 at NC State, 2/10/11

**THREE-POINT SHOOTING**

- **Shot 50 percent:** .600 (9-15) vs UNCG 12/2/17
- **Shot 60 percent:** .600 (9-15) vs UNCG 12/2/17
- **Shot 70 percent:** .750 (6-8) vs Louisville 03/01/15
- **Shot 80 percent:** .857 (6-7) vs St. John's, 03/19/88
- **Made 10 three-pt. field goals:** 10 at Duke 1/14/18
- **Attempted 20 three-pt. FG:** 25 (made 10) at Duke 1/14/18
- **UVA failed to make at least one three-pointer:** 0-10 vs. Kansas State, 11/29/13
- **Opponent failed to make at least one three-pointer:** 0-9 at Louisville, 01/18/15

**FREE THROW SHOOTING**

- **Shot 80 percent:** 1.000 (13-13) vs Virginia Tech, 1/21/18
- **Shot 90 percent:** 1.000 (13-13) vs Virginia Tech, 1/21/18
- **Shot 100 percent:** 1.000 (13-13) vs Virginia Tech, 1/21/18
- **Made 20 free throws:** 21 vs Pitt 01/24/16
- **Made 30 free throws:** 30 vs. North Carolina, 02/20/14
- **Attempted 0 FT:** at Duke 1/14/18
- **Attempted 30 FT:** 33 vs Louisville 03/01/15
- **Attempted 40 FT:** 44 vs. Indiana, 11/26/09
- **Attempted 50 FT:** \*\*54 at Wake Forest, 01/6/05

**SCORING**

- **Scored 80 points:** 103 vs CCSU, 11/12/17
- **Scored 90 points:** 103 vs CCSU, 11/12/17
- **Scored 100 points:** 103 vs CCSU, 11/12/17

**REBOUNDING**

- **Had 50 rebounds:** 50 vs Coppin State 11/13/16
- **Had 60 rebounds:** 63 at Alabama, 12/21/12
- **Had 70 rebounds:** \*\*77 vs. Rider, 12/19/96

**ASSISTS**

- **Had 20 assists:** 25 vs Coppin State, 11/13/16
- **Had 30 assists:** \*\*37 vs. Cleveland State, 11/29/95

**STEALS**

- **Had 15 steals:** 15 vs Syracuse, 12/31/17
- **Had 20 steals:** 22 vs UMES, 12/17/13
- **Had 25 steals:** 26 vs. Clemson, 02/12/12
- **UVA forced 30 turnovers:** 31 at Wake, 01/10/16
- **UVA committed 30 turnovers:** 32 at Alabama, 12/21/12

**MISCELLANEOUS**

- **UVA in OT:** W, 82-72 vs Indiana, 12/18/17
- **UVA in 2OT:** L, 73-70 at Alabama, 12/21/12
- **UVA in 3OT:** W, 105-100 at North Carolina, 01/15/98
- **UVA shot 70% from the floor in a quarter:** .700 (7-10) 1st at Duke 1/14/18
- **UVA shot 60% from the floor in first half:** .619 (26-42) vs CCSU 11/12/17
- **UVA shot 60% from the floor in second half:** .608 (14-23) vs UIC 12/16/16
- **UVA shot less than 20% from floor first half:** .192 (5-26) at Maryland, 12/06/12
- **UVA shot less than 30% from floor first half:** .200 (7-35) vs Harvard, 11/25/17
- **UVA shot less than 30% from floor 2nd half:** .294 (10-34) vs Duquesne, 11/26/17
- **UVA scored less than 15 points in first half:** 13 at Florida State, 01/8/06
- **UVA held opp to less than 15 points first half:** 14 vs Wake Forest 3/2/17
- **UVA held opp to less than 15 points second half:** 11 vs Virginia Tech, 01/26/17
- **UVA held opp to less than 10 points first half:** 6 vs. Norfolk State, 12/28/12
- **UVA held opponent to less than 30 points:** 23 vs. Norfolk State, 12/28/12

\*\*school record



**1**
**BRIANNA  
TINSLEY**

 Freshman • Guard • 5-7  
 St. Anne's-Belfield  
 Madison, Va.

**2**
**JAE'LISA  
ALLEN**

 Senior • Forward • 6-2  
 White Hall High  
 Pine Bluff, Ark.

**3**
**LAUREN  
MOSES**

 Senior • Forward • 6-2  
 Rancocas High  
 Mount Holly, N.J.

**4**
**DOMINIQUE  
TOUSSAINT**

 Sophomore • Guard • 5-9  
 Christ the King  
 Staten Island, N.Y.

**5**
**KHYASIA  
CALDWELL**

 Freshman • Guard • 5-5  
 Pocono Mountain East  
 Pocono Summit, Pa.

**10**
**J'KYRA  
BROWN**

 R-Senior • Guard • 5-11  
 Rocky Mount HS  
 East Carolina Univ.  
 Rocky Mount, N.C.


**13**
**JOCELYN  
WILLOUGHBY**


 Sophomore • Forward • 6-0  
 Newark Academy  
 East Orange, N.J.


**14**
**LISA  
JABLONOWSKI**

 Sophomore • Forward • 6-3  
 Lycee des Garcons  
 Ernster, Luxembourg

**20**
**AMANDINE  
TOI**

 Freshman • Guard • 5-10  
 INSEP Academy  
 Paris, France

**23**
**ALIYAH  
HULAND EL**

 Senior • Guard • 6-1  
 Randolph High  
 Randolph, N.J.

**30**
**FELICIA  
AIYEOTAN**

 Center • Sophomore • 6-9  
 Blair Academy (N.J.)  
 Lagos, Nigeria

**32**
**MONÉ  
JONES**

 Forward • Junior • 6-2  
 Riverside High  
 Durham, N.C.

**35**
**SHAKYNA  
PAYNE**

 Forward • R-Soph • 6-1  
 SW Atlanta Christian Acad.  
 Acworth, Ga.

**JOANNE  
BOYLE**

 Head Coach  
 Seventh Season

**TIM  
TAYLOR**

 Assistant Coach  
 Ninth Season

**LA'KESHIA  
FRETT MEREDITH**

 Assistant Coach  
 Fifth Season

**KATHERINE  
GRAHAM**

 Assistant Coach  
 Second Season

**SARAH  
HOLSINGER**

 Asst. AD/Operations  
 Seventh Season