



VIRGINIA

2014-15 VIRGINIA CAVALIER WOMEN'S BASKETBALL GAME NOTES

Schedule/Results

Nov. 14	OHIO STATE	W, 87-82
Nov. 16	RADFORD	W, 75-47
Nov. 20	at Xavier	W, 71-62
Nov. 23	AUBURN	W, 66-51
Nov. 28	vs. Toledo*	L, 64-62
Nov. 30	vs. FIU	W, 74-61
Dec. 03	at Illinois	L, 86-63
Dec. 06	DELAWARE STATE	W, 100-62
Dec. 16	LONGWOOD	W, 91-49
Dec. 19	SAINT MARY'S	W, 62-49
Dec. 21	HOWARD	6 pm
Dec. 28	Drexel vs Miami (OH)\$	12 pm
	DAVIDSON \$	2:30 pm
Dec. 29	Miami (OH) vs Davidson \$	4:30 pm
	DREXEL \$	7 pm
Jan. 04	at Virginia Tech*	2 pm
Jan. 08	WAKE FOREST*	7 pm
Jan. 11	at Syracuse*	1 pm
Jan. 15	BOSTON COLLEGE*	7 pm
Jan. 18	at Louisville*	3 pm
Jan. 21	at Miami*	7 pm
Jan. 25	GEORGIA TECH*	2 pm
Jan. 29	NC STATE*	7 pm
Feb. 01	at Clemson*	2 pm
Feb. 05	at Notre Dame*	7 pm
Feb. 12	DUKE*	7 pm
Feb. 15	FLORIDA STATE*	1 pm
Feb. 19	at Pittsburgh*	7 pm
Feb. 22	VIRGINIA TECH*	1 pm
Feb. 26	at North Carolina*	7 pm
Mar. 01	LOUISVILLE*	1 pm

* ACC game

% FIU Thanksgiving Classic (Miami, Florida)

\$ Holiday Inn Cavalier Classic

[RSN] - Regional Sports Networks

[ESPN3] - streamed online on ESPN.go.com/
watchespn

All Times Eastern

Rankings are Associated Press

Game # 11 • Dec. 21, 2014 • 6 p.m.

John Paul Jones Arena • Charlottesville, Va.



Howard Bison (1-10)
at
Virginia Cavaliers (7-2)



Radio: WINA 1070-AM: Channing Poole, Myron Ripley

TV: none

The Virginia women's basketball team (8-2) closes out a three-game week by hosting Howard (1-10) on Sunday, Dec. 21 at 6 p.m. at John Paul Jones Arena.

Virginia opened the week with a 91-49 victory over Longwood on Tuesday followed by a 62-49 victory over Saint Mary's on Friday. The Cavaliers had their best shooting performance of the season, going 38-of-68 (55.9 percent) from the field against the Lancers but had their second-lowest shooting percentage, 39.3 percent, against Saint Mary's. The Virginia defense allowed just 49 points in each game this week, the second and third times this season that an opponent was held to less than 50 points.

Junior guard Faith Randolph (Derwood, Md.) scored 20 points against the Gaels, her fourth 20-point performance of the season. Randolph went 8-of-8 from the free throw line, her second 8-for-8 free throw shooting performance of the season. Randolph is shooting 89.7 percent from the free throw line this season, ranking third in the ACC.

All of Randolph's trips to the line came in the final 69 seconds of the game, combining with sophomore guard Breyana Mason (Woodbridge, Va.) to help the Cavaliers go 10-of-10 during that stretch. During the rest of the game, the Cavaliers were 2-of-4 from the line.

Randolph's 20-point performance helped raise her season average to 18.2 points per game, moving her up to fourth place in the ACC.

Sophomore forward Sydney Umeri (Acworth, Ga.) played a season-high 27 minutes against Saint Mary's, scoring six points on 3-of-3 shooting, with three rebounds and a pair of assists.

Projected Starting Lineup

G	1	Mikayla Venson	Fr.	11.7 ppg	2.0 rpg	27 assists
• Scored a season-best 22 pts vs DSU, shooting 80.0 overall and 5-of-7 from 3pt						
G	12	Breyana Mason	So.	9.7 ppg	2.1 rpg	42 assists
• Had seven assists with 16 pts against Delaware St; 2nd in the ACC in assists per game						
G	20	Faith Randolph	Jr.	18.2 ppg	3.2 rpg	18 steals
• Two 25-point games this season; Four 20-point games						
F	21	Lauren Moses	Fr.	6.8 ppg	6.0 rpg	16 blocks
• 14 pts/ 8 reb vs Toledo; first double-digit rebounding game at Illinois (13)						
F	42	Sarah Imovbioh	Sr.	14.7 ppg	11.5 rpg	6 blks/ 13 stls
• Leads the ACC in rebounding; leads ACC in field goal percentage (.640)						

ACC LEADERS

- Sarah Imovbioh leads the ACC in rebounding (11.5 per game) and in offensive rebounds per game (5.6)
- Imovbioh is third in the nation in offensive rebounds per game and 11th in total rebounds per game
- Imovbioh leads the ACC in field goal percentage (62.1) and 12th in the nation. Imovbioh finished her freshman season as the ACC leader in field goal percentage.
- Imovbioh is 12th in the ACC points per game (14.7)
- Imovbioh's 24 rebounds against Ohio State is still the highest single-game total by an ACC player this season
- Faith Randolph moved up to fourth in the ACC in points per game (18.2)
- Randolph improved to 3rd in free throw percentage (89.7)
- Lauren Moses is sixth in blocked shots (1.6 per game)
- Moses is 19th in rebounding (6.0) and fifth among the conference rookies
- Breyana Mason is second in assists per game (4.2) and leads the conference in assist-to-turnover ratio (2.8)
- Mason is seventh in free throw percentage (87.0)
- The Cavaliers are fourth in the ACC in field goal percentage (46.2) and third in assist-to-turnover ratio (1.3)

HOT SHOOTING

- Sarah Imovbioh was 7-of-9 (77.7 percent) from the field against Auburn and 7-of-8 from the line
- Mikayla Venson was 6-of-8 from the field against Radford and 3-of-4 against Auburn. All four of her shots against Auburn were from beyond the arc.
- Venson was 5-of-7 from the field against FIU
- Breyana Mason was 4-of-6 (66.7 percent) shooting against Auburn
- Aliyah Hulan El went 2-of-3 from 3-point range against FIU
- Sydney Umeri was 4-of-7 at Illinois and 3-of-4 against DSU

DISHING IT OUT

- Breyana Mason had seven assists against Delaware State, the most assist by a UVA player in a game this season
- Mason is second in the ACC with 4.5 assists per game
- Mason is third in the ACC in assist-to-turnover ratio at +2.8. She started the week ranked No. 26 nationally in that stat.
- Sarah Beth Barnette had a career-high five assists against Delaware State
- Ten out of Virginia's 11 players had at least one assist against Delaware State

THREE-POINT SHOOTING

- The Cavaliers were 7-of-10 from three-point range against Auburn, the first time Virginia had a 70 percent or better three-point efficiency since making 5-of-7 (71.4 percent) against UCSB in an NCAA Tournament game in 2008.
- Faith Randolph was 9-of-16 (56.3 percent) from three-point range through the first four games of the year
- Breyana Mason went 5-of-7 from three point range in the opener against Ohio State, but hadn't taken another three-point shot until going 0-for-1 against Toledo
- Mikayla Venson matched that performance, making five of her seven three-point attempts against Delaware State

**Blue Ribbon Panel
ACC Preseason Poll**

1. Notre Dame (835 points, 38 1st Pl)
2. Duke (733, 1 1st Pl)
3. Louisville (724, 2 1st Place)
4. North Carolina (707)
5. Florida State (545)
6. Syracuse (536)
7. Georgia Tech (508)
8. Miami (421)
9. NC State (407)
- 10. Virginia (334)**
11. Wake Forest (295)
12. Virginia Tech (184)
13. Boston College (178)
14. Clemson (169)
15. Pittsburgh (144)

**Blue Ribbon Panel
Preseason All-ACC Team**

Elizabeth Williams, Sr., C/F, Duke
Kaela Davis, So., G, Georgia Tech
Sara Hammond, Sr., F, Louisville
Allisha Gray, So., G, North Carolina
Stephanie Mavunga, So, F, UNC
Xylina McDaniel, Jr., F, North Carolina
Lindsay Allen, So., G, Notre Dame
Jewell Loyd, Jr., G, Notre Dame
Brittney Sykes, Jr., G, Syracuse
Dearica Hamby, Sr., F, Wake Forest

**Blue Ribbon Panel Preseason
ACC Player of the Year**

Jewell Loyd, Jr., G, Notre Dame

**Blue Ribbon Panel
ACC Newcomer Watch List**

Sierra Calhoun, Fr., G/F, Duke
Rebecca Greenwell, R-Fr., G, Duke
Shakayla Thomas, Fr., F, Florida State
Mariya Moore, Fr., G, Louisville
Brianna Turner, Fr., G, Notre Dame

This Week in the ACC**Monday, Dec. 15**

Louisville 100, Old Dominion 46

Tuesday, Dec. 16

Oregon St 70, North Carolina 55
Florida State 79, North Florida 58
Syracuse 70, Canisius 37
Virginia 91, Longwood 49

Wednesday, Dec. 17

NC State 67, Liberty 64
Duke 92, Oklahoma 72
Georgia Tech 77, Alabama State 53

Thursday, Dec. 18

Wake Forest 74, Towson 64
Miami 74, UCLA 67
Pitt 59, Ball State 47
Louisville 65, Grand Canyon 51

Friday, Dec. 19

Virginia 62, Saint Mary's 49
Duke 95, UMass Lowell 48
Baylor 74, Syracuse 72
NC State 82, Davidson 66
Clemson 72, Longwood 56
North Carolina 65, Maine 36
Florida State 97, Savannah State 51
Tulane 70, Miami 65

Saturday, Dec. 20

Georgia Tech at St Francis
Missouri at Wake Forest

Sunday, Dec. 21

Howard at Virginia
Hofstra at Boston College
Saint Joseph's at Notre Dame
Radford at Virginia Tech
Youngstown St at Pitt
S Carolina St at Clemson
Kentucky at Duke
Elon at North Carolina
Syracuse at Michigan State
Louisville at California

Monday, Dec. 22

Florida State at Tulane

BLOCKED SHOTS

- Last season, the Cavaliers averaged 1.4 blocked shots per game, which ranked 337th nationally out of 343 teams
- This season, the Cavaliers are averaging 4.1 per game
- Freshman forward Lauren Moses has 13 blocked shots, ranking sixth in the ACC
- Sarah Imovbioh had four blocked shots last season. This year, she already has five.

LAST ROAD GAME OF 2014

- The Illinois game was Virginia's last road contest of the calendar year. The Cavaliers will not hit the road again until kicking off ACC play at Virginia Tech on Jan. 4, 2015 and will not leave the Commonwealth until playing at Syracuse on Jan. 11.

FORCING TURNOVERS

- The Cavaliers forced 25 turnovers against FIU, scoring 31 points off the miscues. Virginia only turned the ball over seven times in the game.
- The Cavaliers forced 20 Radford turnovers while only committing five.
- Both Mikayla Venson and Sarah Imovbioh had five steals against FIU.
- Seven different players had at least one steal against Radford.

100-POINT GAME

- Virginia defeated Delaware State, 100-62, before finals break
- After Delaware State tied the game, 11-11, on a pair of free throws seven minutes into the game, Virginia went on a 30-4 run, including a span in which UVa scored 18-straight points.
- The Cavaliers went into halftime with a 55-25 lead with three players already with double-digit points. Virginia outscored Delaware State, 45-37, in the second half.
- Freshman forward Jae'Lisa Allen scored a layup with 17 seconds remaining in the game, the first points of her career, to give UVa its first 100-point game since the Cavaliers scored 110 points in a Nov. 18, 2009 game against USC Upstate.
- Virginia had five players finish the game scoring in double figures. Mikayla Venson had the first 20-point performance of her career, finishing with 22 points, going 8-of-10 from the field, including 5-of-7 from three-point range.
- Breyana Mason scored 16 points while also dishing seven assists with three rebounds and three steals.
- Sarah Beth Barnette had a career-high 11 rebounds to lead the team while also scoring nine points with five assists a block and a steal.

ACC/BIG TEN CHALLENGE

- The Cavaliers now have a 5-3 record all-time in the Challenge after falling 86-63 at Illinois.
- For only the second time in ACC/Big Ten Challenge history, the challenge ended in a tie with each conference winning seven games
- The ACC moves to 6-0-2 all-time in the Challenge with a 54-39 record against the Big Ten in Challenge games.
- Virginia started the game in a 13-0 deficit after going 0-for-8 from the field while also committing five turnovers before making their first field goal 8:12 into the contest.
- The Illini, who led 38-22 at the break, started the second half on a 21-5 run to put the game out of reach.

- Junior guard Faith Randolph (Derwood, Md.) led the Cavaliers with 16 points. Freshman forward Lauren Moses (Mount Holly, N.J.) had a season-high 13 rebounds, scoring five points with two blocked shots.
- The Illini shot 50.0 percent, including making 17 of 28 shots (60.7 percent) in the second half. Virginia shot 37.5 percent in the game. The Cavaliers held a 42-29 rebounding edge. UVa committed 18 turnovers while the Illini turned the ball over 11 times.

FIU THANKSGIVING CLASSIC TOURNAMENT

- Faith Randolph was named to the All-Tournament team, scoring 21 points against Toledo and 16 against FIU
- The Cavaliers suffered their first defeat of the season, falling 64-62 in their opening-round game against Toledo. Virginia held a 10-point lead, 51-41, with 11 minutes remaining in the game, but Florida International chipped away at the deficit, coming back to tie and then take a 56-55 lead with 3:22 remaining. The final minute of play included three lead changes beginning with Toledo taking a 61-60 lead with 32 seconds remaining after Virginia committed an offensive foul. Mikayla Venson swung the score back in UVa's favor, pulling up for a free-throw-line jump shot with 13 seconds remaining. Zanoguera hit a three-pointer with five seconds left in the game to give the Rockets a 64-62 lead. Venson fired off a three-point attempt as the buzzer sounded, but it clanged off the rim.
- In the consolation final, Virginia earned a 74-61 victory over FIU.
- Virginia, which led the entire game, forced 25 FIU turnovers, scoring 31 points off the miscues.
- Virginia had four players finish the game with double-digit points, led by Sarah Imovbioh who logged her fourth double-double of the season with 16 points and 10 rebounds while also matching a career high with five steals.
- Virginia went 7-of-7 from the field to start the game and 5-of-5 to start the second half.

RAINING THREES VS AUBURN

- Virginia won its fourth-straight game with a 66-51 victory
- The Cavaliers broke open a five-point game by going on a 19-3 run early in the second half, making 10 of their first 13 field goal attempts in the period while Auburn went 3-of-14 in the same span. The Tigers also committed five turnovers during that same span.
- Virginia's hot-shooting second-half performance propelled the Cavaliers to a 20-point advantage with 9:16 remaining in the second half. Virginia held a 21-point lead heading into the final two minutes of play, but Auburn capitalized on four late UVa turnovers to go on a 6-0 run to close out the game.
- The Cavaliers shot 70.0 percent from three-point range, making seven of 10 while Auburn was 8-of-20 for 40.0 percent. It was the first time Virginia had a 70 percent or better three-point efficiency since making 5-of-7 (71.4 percent) against UCSB in an NCAA Tournament game in 2008.
- Sarah Imovbioh had her third double-double of the season, reaching double figures in points and rebounds by halftime and finishing with 21 points and 13 rebounds. Faith Randolph scored 18 points on 6-of-13 shooting, including going 3-of-4 from three-point range. Mikayla Venson scored 10 points.

Last Week in the ACC

Wednesday, Dec. 3

Illinois 86, Virginia 63
Middle Tennessee 69, Clemson 28
Florida State 67, Purdue 64
Pittsburgh 78, Pitt 74
Michigan 83, Wake Forest 69
Indiana 76, Boston College 67
Notre Dame 92, Maryland 72
Minnesota 60, NC State 55
Nebraska 60, Duke 54

Thursday, Dec. 4

North Carolina 96, Rutgers 93 2OT
Michigan State 79, Georgia Tech 73 OT
Syracuse 61, Penn State 39
Louisville 86, Iowa 52
Northwestern 70, Virginia Tech 45
Miami 66, Wisconsin 54

Saturday, Dec. 6

Virginia 100, Delaware State 62
Virginia Tech 74, Longwood 42
Connecticut 76, Notre Dame 58
Miami 65, Jacksonville 36
Clemson 76, Tenn Tech 61

Sunday, Dec. 7

Arizona 72, Wake Forest 69 OT
South Carolina 51, Duke 50
Duquesne 87, Pitt 77
Boston College 73, Hartford 61
NC State 84, Elon 51
Kentucky 77, Louisville 68
Florida State 77, Florida 51

Wednesday, Dec. 10

Virginia Tech 80, NC Central 44
Holy Cross 80, Boston College 64
Notre Dame 94, DePaul 93 OT

Saturday, Dec. 13

Notre Dame 70, Michigan 50
Miami 70, Coppin State 54
Clemson 72, North Dakota 67
NC State 85, Mount St. Mary's 60

Sunday, Dec. 14

Virginia Tech 79, W Carolina 58
Richmond 79, Wake Forest 72
Syracuse 70, NC Central 25
Pitt 72, Drexel 53
North Carolina 84, App State 52
Florida State 66, Temple 62
BC 64, New Hampshire 58
Georgia Tech 88, C Arkansas 50

ACC PLAYER OF THE WEEK (NOV. 17)

- Virginia senior center Sarah Imovbioh has been named the Atlantic Coast Conference Women's Basketball Player of the Week
- Imovbioh set the Virginia single-game rebounding record with 24 boards against Ohio State, and accounted for almost half of Virginia's 51 total rebounds in the game.
- Against Radford, Imovbioh only played 20 minutes, but still nearly had another double-double with 14 points and 9 boards.
- Imovbioh averaged 16 points and 16.5 rebounds in UVa's two wins.
- Imovbioh is the first Cavalier to earn this honor since Chelsea Shine was named the ACC Player of the Week on Nov. 21, 2011 after Virginia upset No. 3 Tennessee, 69-64, in overtime.

ROAD WIN AT XAVIER

- Virginia led nearly the entire game, taking a 37-25 lead into halftime.
- Xavier made just one three pointer on 11 attempts in the first half, but went 7-of-14 after the break, including Jada Byrd hitting a three-pointer as time expired, to cut the final deficit to single digits.
- The Cavaliers were 3-of-7 from three-point range and 10-of-12 from the free throw line, shooting 46.8 percent overall from the field. Virginia outrebounded Xavier, 44-33, with UVa scoring 17 second-chance points.
- Faith Randolph scored 26 points, matching her career high. Randolph went 8-of-8 from the free throw line, helping her to her second 25-point game of the season.
- Sarah Imovbioh finished with 18 points and 13 rebounds.
- Breyana Mason (6) and Mikayla Venson (5) accounted for 11 of Virginia's 14 assists.

ROUTING RADFORD

- Virginia closed out the opening homestand with a 75-47 victory over Radford.
- UVa had four players end the game in double-figures. Mikayla Venson (12 points on 6-of-8 shooting), Sarah Imovbioh (14 points with nine rebounds in 20 minutes on the court), Breyana Mason (11 points, five assists.) and Faith Randolph (11).
- Virginia never trailed in the game, holding a 31-21 advantage at halftime and outscored the Highlanders 44-26 after the break.
- Virginia forced 20 turnovers, with seven different Cavaliers getting at least one steal, scoring 21 points off the miscues. Radford outrebounded Virginia 43-38, scoring 23 second-chance points to Virginia's 13.

ACC STANDINGS (through games of 12/19/14)

1.	Florida State	(11-1, 0-0)
	Louisville	(10-1, 0-0)
	Notre Dame	(10-1, 0-0)
	North Carolina	(10-1, 0-0)
	Syracuse	(8-2, 0-0)
	Virginia	(8-2, 0-0)
	NC State	(9-3, 0-0)
	Miami (Fl.)	(8-3, 0-0)
	Pitt	(7-3, 0-0)
	Duke	(7-3, 0-0)
	Virginia Tech	(7-4, 0-0)
	Georgia Tech	(7-4, 0-0)
	Wake Forest	(7-4, 0-0)
	Boston College	(6-4, 0-0)
	Clemson	(6-5, 0-0)

OHIO STATE OPENER

- Virginia topped Ohio State, 87-82 in the season-opener
- Sarah Imovbioh pulled in a school-record 24 rebounds while also scoring 18 points for her 16th career double-double.
- The game, which featured 18 lead changes and six ties, was knotted 79-79 with a minute remaining. Randolph drove through the Ohio State zone, converting a layup with 51 seconds left on the clock to give UVa an 81-79 advantage. After Ohio State missed a three-pointer on the opposite end, Lauren Moses came up with the rebound, her seventh of the game. The Cavaliers went 6-for-6 from the free throw line in the final 36 seconds of the game to secure the season-opening victory.
- Breyana Mason scored a career-high 22 points, going 8-of-11 from the field including making five of seven three-point attempts, with six assists.
- Faith Randolph led the Cavaliers with a 25-point performance.
- Virginia has won nine of its last ten season-openers and has never lost a home opener at John Paul Jones Arena, winning its first home game in each of the last 15 seasons.

2015-16 RECRUITING CLASS

- The Cavaliers signed three post players (two forwards and a center) to join the team in 2015-16
- Debra Ferguson, a 6-4 center from Madison Heights, Va., has averaged 10.7 points, 8.0 rebounds and 2.3 blocks per game.
- Ferguson, whose Amherst County High is located an hour south of Charlottesville, is a two-time Second-Team All-Seminole District honoree and also named First-Team All-Conference 23 last season.
- Moné Jones, a 6-3 forward from Durham, N.C., averaged 10 points, eight rebounds, six blocks and 1.5 assists per game last season, helping to lead Riverside High to the state tournament's elite eight.
- Jones is ESPN-W's No. 61 overall recruit and ranked No. 11 at her position.
- Jones earned PAC 6 All-Conference honors in 2012, 2013, and 2014 in both basketball and volleyball.
- Jones participated in the 2014 USA Basketball Women's U18 National Team Trials last May.
- Shakyna Payne, a 6-3 forward from Acworth, Ga. (the same hometown as sophomore forward Sydney Umeri), averaged 12.6 points, 10.7 rebounds and 1.2 blocks per game last season at Etowah High School, leading her team in rebounding all three years, before transferring to Southwest Atlanta Christian Academy for her senior season.
- After earning All-County honorable mention as a freshman, she was named to the second team her sophomore year before garnering first-team accolades last season.

HIGH POWERED PREP SCORING

- The Cavaliers have three players who scored over 1800 points in their prep careers.
- Aliyah Huland El leads the pack with 2286 followed by Breyana Mason at 1979 and Lauren Moses at 1823.
- Mason was the 2013 Gatorade High School State Player of the Year for Virginia.

NO. 13 RECRUITING CLASS MAKING ITS DEBUT

- The players that made up the Cavaliers second-straight top-15 recruiting class are poised to make their collegiate debuts.
- Point guard Mikayla Venson (Arlington, Va.) was the No. 8 player at her position according to HoopGurlz and the top-ranked recruit in the state of Virginia despite only playing high school basketball her freshman season at Yorktown.
- Venson played AAU ball through her junior year, but hasn't played in an official basketball game in over a year.
- Another five-star recruit, wing Aliyah Huland El (Randolph, N.J.) scored over 2,200 points in her high school career, while also setting records for rebounds, assists and blocks.
- Huland El was a three-sport star at Randolph High School in New Jersey, also setting school records in volleyball for career kills (despite only playing three years) and holds the school record in the triple jump.
- Forward Lauren Moses led Rancocas Valley Regional High School to four-straight State Championship games and two state titles (2011, 13).
- Moses was Rancocas Valley's all-time leading scorer, breaking the previous mark set by UVa alum Demya Walker.

INSIDE VIRGINIA WOMEN'S BASKETBALL RADIO SHOW

The Inside Virginia Women's Basketball Show, live from its new location at Buffalo Wild Wings in the Barracks Road Shopping Center, will return on Jan. 5. The radio program, hosted by Channing Poole and featuring head coach Joanne Boyle, players and other members of the Virginia women's basketball program, will air on WINA-1070 AM from 6-7 p.m. on the following days:

Monday, Jan. 5
Monday, Jan. 12
Monday, Jan. 19
Monday, Jan. 26
Tuesday, Feb. 3
Monday, Feb. 9
Tuesday, Feb. 17
Monday, Feb. 23
Monday, March 9

NATIONAL GIRLS & WOMEN IN SPORTS DAY

In addition to the halftime ceremony honoring this year's nominee, National Girls and Women in Sports Day will also feature a pre-game sports festival held in the men's basketball practice court at John Paul Jones Arena. The festival will include multiple sports stations for youth to visit, including basketball, field hockey, football, golf, lacrosse, soccer and volleyball. Youth completing all seven stations will receive a complimentary T-shirt. Admission to the festival, to take place from 12:30 to 1:45 p.m., is free with a game ticket.

Jan. 25 vs. Georgia Tech

PLAY4KAY

The annual "Pink Game" will feature the team decked out in pink gear. Wear pink to help raise Breast Cancer Awareness.

Feb. 15 vs. Florida State

2014-15 VIRGINIA WOMEN'S BASKETBALL

NUMERICAL

NO.	NAME	POS.	HT.	CLASS	HOMETOWN / PREVIOUS SCHOOL
1	Mikayla Venson	Guard	5-7	FR	Arlington, Va./Yorktown
2	Jae'Lisa Allen	Forward	6-2	FR	Pine Bluff, Ark./White Hall
3	Sarah Beth Barnette	Forward	6-2	SR	Lexington, Ky./Lexington Christian Academy
10	J'Kyra Brown*	Guard	5-11	SO	Rocky Mount, N.C./Rocky Mount
12	Breyana Mason	Guard	5-8	SO	Woodbridge, Va./Forest Park
13	Tiffany Suarez	Guard	5-11	SO	Miami, Fla./Our Lady of Lourdes
15	Jaryn Garner	Guard	5-7	JR	Sewell, N.J./Germantown Academy (Pa.)
20	Faith Randolph	Guard	5-10	JR	Derwood, Md./Our Lady of Good Counsel
21	Lauren Moses	Forward	6-2	FR	Mount Holly, N.J./Rancocas
23	Aliyah Huland El	Guard	6-1	FR	Randolph, N.J./Randolph
42	Sarah Imovbioh	Center	6-2	SR	Abuja, Nigeria/St. Anne's-Belfield (Va.)
44	Sydney Umeri	Forward	6-1	SO	Acworth, Ga./The Lovett School

ALPHABETICAL

NO.	NAME	POS.	HT.	CLASS	HOMETOWN / PREVIOUS SCHOOL
2	Jae'Lisa Allen	Forward	6-2	FR	Pine Bluff, Ark./White Hall
3	Sarah Beth Barnette	Forward	6-2	SR	Lexington, Ky./Lexington Christian Academy
10	J'Kyra Brown*	Guard	5-11	SO	Rocky Mount, N.C./Rocky Mount
15	Jaryn Garner	Guard	5-7	JR	Sewell, N.J./Germantown Academy (Pa.)
23	Aliyah Huland El	Guard	6-1	FR	Randolph, N.J./Randolph
42	Sarah Imovbioh	Center	6-2	SR	Abuja, Nigeria/St. Anne's-Belfield (Va.)
12	Breyana Mason	Guard	5-8	SO	Woodbridge, Va./Forest Park
21	Lauren Moses	Forward	6-2	FR	Mount Holly, N.J./Rancocas
20	Faith Randolph	Guard	5-10	JR	Derwood, Md./Our Lady of Good Counsel
13	Tiffany Suarez	Guard	5-11	SO	Miami, Fla./Our Lady of Lourdes
44	Sydney Umeri	Forward	6-1	SO	Acworth, Ga./The Lovett School
1	Mikayla Venson	Guard	5-7	FR	Arlington, Va./Yorktown

*will sit out the 2014-15 season

PRONUNCIATION GUIDE

Jae'Lisa Allen	JUH-lisa
J'Kyra Brown	Juh-KYE-rah
Aliyah Huland El	uh-LEE-uh HOO-land ELLE
Sarah Imovbioh	lh-MOE-bee-OH
Sydney Umeri	OO-merry
La'Keshia Frett Meredith	Luh-KEY-shah

JAE'LISA ALLEN #2

Freshman • Forward • 6-2 • Pine Bluff, Ark. • White Hall



2014-15

- Made her collegiate debut against Radford (11/16), playing the final four minutes of the game
- Scored her first collegiate points in the final 30 seconds of the Delaware State game, giving the Cavaliers the basket that pushed them to the century mark

HIGH SCHOOL

- 2011-14 All-Conference
- 2014 All-State
- 2014 Full Court Award
- 2012 and 2013 All-Tournament honoree at the Music City Madness tournament
- 2014 McDonald's All-America nominee

PERSONAL

- Mother is Lisa Ruth
- Has volunteered her time with Toys for Tots, Special Olympics and the Salvation Army Bell-Ringing Campaign
- Enjoys singing and drawing
- Undeclared major

2014-15 GAME-BY-GAME:

Opponent	GS	FG-FGA	3FG-3FGA	FT-FTA	Off-Def	Total Reb	PF	Points	A	TO	Blk	Stl	Min
OHIO STATE		DNP											
RADFORD		0-1	0-0	0-0	0-0	0	0	0	0	0	0	0	4
at Xavier		DNP											
AUBURN		DNP											
vs Toledo		DNP											
at FIU		DNP											
at Illinois		DNP											
DELAWARE ST		1-2	0-0	0-0	0-1	1	2	2	0	0	0	0	6
LONGWOOD		0-0	0-0	0-0	0-1	1	1	0	0	0	0	0	3
SAINT MARYS		DNP											

SINGLE GAME BESTS

POINTS

Season: 2

Career:

REBOUNDS

Season: 1

Career:

FG MADE

Season: 1

Career:

FG ATTEMPTS

Season:

Career:

3 PT FG MADE

Season:

Career:

3 PT FG ATTEMPTS

Season:

Career:

FT MADE

Season:

Career:

FT ATTEMPTS

Season:

Career:

ASSISTS

Season:

Career:

BLOCKS

Season:

Career:

STEALS

Season:

Career:

VIRGINIA CAREER STATISTICS

Year	G-GS	Min/Avg	FG-FGA	Pct.	3FG-A	Pct.	FT-FTA	Pct.	O-D	T	Avg.	Pf-DQ	Ast	TO	Blk	St	Pts	Avg
2014-15	3-0	13/4.3	1-3	.333	0-0	.000	0-0	.000	0-2	2	0.7	3-0	0	0	0	0	2	0.7

SARAH BETH BARNETTE #3

Senior • Forward • 6-2 • Lexington, KY • Lexington Christian Academy



2014-15 SEASON

- Pulled in six rebounds against Auburn
- Had a team-high 11 rebounds against Delaware State, narrowly missing a double-double with 9 pts while also adding five assists and blocking a shot in 17 mins.

2013-14 SEASON

- Appeared in 23 games, averaging 7.7 minutes per game
- Pulled in a career-high seven rebounds against High Point
- Scored six points with two rebounds, an assist and a steal in 11 minutes against UMES

AT A GLANCE

- Sat out the 2011-12 season due to NCAA transfer rules
- Played one season at Kentucky, appearing in 29 games and averaging 1.7 points and 1.6 rebounds per game
- Averaged 23.6 points, 8.7 rebounds, 2.4 steals, 2.2 assists and 1.9 blocks per game for Lexington Christian Academy and finished her high scholol career with 1,928 points and 1,076 rebounds
- 2010 Kentucky Miss Basketball
- 2010 Gatorade Kentucky Player of the Year

2014-15 GAME-BY-GAME:

Opponent	GS	FG-FGA	3FG-3FGA	FT-FTA	Off-Def	Total Reb	PF	Points	A	TO	Blk	Stl	Min
OHIO STATE		0-3	0-3	0-0	1-1	2	1	0	1	0	0	0	11
RADFORD		1-2	1-1	0-0	2-2	4	1	3	0	0	0	0	17
at Xavier		0-0	0-0	0-0	0-1	1	1	0	0	1	0	0	3
AUBURN		1-2	1-1	0-1	0-6	6	2	3	2	2	0	0	17
vs Toledo		0-1	0-1	0-0	0-1	1	1	0	0	0	0	0	2
at FIU		0-2	0-2	0-0	0-0	0	2	0	0	0	1	0	7
at Illinois		0-0	0-0	0-0	0-0	0	0	0	0	0	0	0	3
DELAWARE ST		4-5	0-1	1-2	4-7	11	0	9	5	0	1	1	17
LONGWOOD		1-3	0-1	0-0	3-2	5	1	2	1	0	0	1	17
SAINT MARYS		0-0	0-0	0-0	3-1	4	3	0	0	0	0	0	12

SINGLE GAME BESTS

POINTS

Season: 9 vs Delaware State (12/06/14)
Career: 10 vs. JMU (11/19/12)

REBOUNDS

Season: 11 vs Delaware State (12/06/14)
Career: 7 (2x) last vs. LA Tech (11/16/13)

FG MADE

Season: 4 vs Delaware State (12/06/14)
Career: 5 vs. JMU (11/19/12)

FG ATTEMPTS

Season: 5 vs Delaware State (12/06/14)
Career: 7 (2x) last vs. Providence (11/18/12)

3 PT FG MADE

Season:
Career: 2 at Clemson (02/21/13)

3 PT FG ATTEMPTS

Season:
Career: 5 at Clemson (02/21/13)

FT MADE

Season:
Career: 2 at Minnesota (11/29/12)

FT ATTEMPTS

Season:
Career: 3 vs. Coppin State (12/28/13)

ASSISTS

Season: 5 vs Delaware State (12/06/14)
Career: 5 vs Delaware State (12/06/14)

BLOCKS

Season: 1
Career: 1

STEALS

Season: 1
Career: 2 vs. Wake Forest (02/25/13)

VIRGINIA CAREER STATISTICS

Year	G-GS	Min/Avg	FG-FGA	Pct.	3FG-A	Pct.	FT-FTA	Pct.	O-D	T	Avg.	Pf-DQ	Ast	TO	Blk	St	Pts	Avg
2012-13	21-0	179/8.5	17-45	.378	5-21	.238	2-2	1.000	12-17	29	1.4	21-0	8	11	4	6	41	2.0
2013-14	23-0	178/7.7	15-40	.375	3-15	.200	4-9	.444	9-31	40	1.7	30-0	6	8	1	2	37	1.6
2014-15	10-0	106/10.6	7-18	.389	2-10	.200	1-3	.333	13-21	34	3.4	12-0	9	3	2	2	17	1.7
TOTAL	54-0	463/8.6	39-103	.379	10-46	.217	7-14	.500	34-69	103	1.9	63-0	23	22	7	10	95	1.8

J'KYRA BROWN

#10



Sophomore • Guard • 5-11 • Rocky Mount, N.C. • Rocky Mount

2014-15

- Will sit out the season under NCAA rules after transferring from East Carolina

2013-14 AT EAST CAROLINA

- Averaged 5.9 points per game while twice earning Conference USA Freshman of the Week honors
- Scored a season-high 29 points against Louisiana Tech, going 11-of-14 from the field and 6-of-8 from three-point range against the Lady Techsters

HIGH SCHOOL

- Finished her junior year as the leader in scoring (23.3 points per game), three-point field goals, free throws, and assists (3.2 assists per game), totalling a team-high 676 points
- Averaged 14.8 points per game as a sophomore, finishing the year with 430 points, while averaging 5.3 rebounds per game, 3.1 assists per game, 2.4 steals per game and 1.0 blocks per game
- Two-time All-State honoree
- Big East Conference (HS) Player of the Year as both a sophomore and a junior.
- Two-time Rocky Mount Telegram All-Area Player of the Year (2011, 2012)

PERSONAL

- Daughter of James and Jacqueline Brown
- Has two older siblings, James III and Jacquestavius
- Undeclared major

2014-15 GAME-BY-GAME:

Opponent GS FG-FGA 3FG-3FGA FT-FTA Off-Def Total Reb PF Points A TO Blk Stl Min
Will Not Play

SINGLE GAME BESTS

POINTS

Season:

Career:

REBOUNDS

Season:

Career:

FG MADE

Season:

Career:

FG ATTEMPTS

Season:

Career:

3 PT FG MADE

Season:

Career:

3 PT FG ATTEMPTS

Season:

Career:

FT MADE

Season:

Career:

FT ATTEMPTS

Season:

Career:

ASSISTS

Season:

Career:

BLOCKS

Season:

Career:

STEALS

Season:

Career:

VIRGINIA CAREER STATISTICS

Year	G-GS	Min/Avg	FG-FGA	Pct.	3FG-A	Pct.	FT-FTA	Pct.	O-D	T	Avg.	Pf-DQ	Ast	TO	Blk	St	Pts	Avg
------	------	---------	--------	------	-------	------	--------	------	-----	---	------	-------	-----	----	-----	----	-----	-----

JARYN GARNER

#15

Junior • Guard • 5-7 • Sewell, N.J. • Germantown Academy (Pa.)



2014-15 SEASON

.

2013-14 SEASON

- Appeared in 22 games, averaging 5.3 minutes per game
- Scored eight points, going 2-of-2 from the field and 3-of-3 at the line, at Florida Gulf Coast, also grabbing three rebounds
- Had three steals in seven minutes against UMES

AT A GLANCE

- In high school, was a McDonald's All-American nominee
- Ranked a three-star prospect by ESPNHoopGurlz
- On the Germantown Academy top-ten list for career steals

2014-15 GAME-BY-GAME:

Opponent	GS	FG-FGA	3FG-3FGA	FT-FTA	Off-Def	Total Reb	PF	Points	A	TO	Blk	Stl	Min
OHIO STATE		DNP											
RADFORD		DNP											
at Xavier		DNP											
AUBURN		DNP											
vs Toledo		DNP											
at FIU		DNP											
at Illinois		DNP											
DELAWARE ST		DNP											
LONGWOOD		DNP											
SAINT MARYS		DNP											

SINGLE GAME BESTS

POINTS

Season:

Career: 10 vs Wake Forest (02/25/13)

REBOUNDS

Season:

Career: 4 vs Wake Forest (02/25/13)

FG MADE

Season:

Career: 4 vs Wake Forest (02/25/13)

FG ATTEMPTS

Season:

Career: 9 vs Wake Forest (02/25/13)

3 PT FG MADE

Season:

Career: --

3 PT FG ATTEMPTS

Season:

Career: --

FT MADE

Season:

Career: 4 at Maryland (12/06/12)

FT ATTEMPTS

Season:

Career: 5 at Maryland (12/06/12)

ASSISTS

Season:

Career: 2

BLOCKS

Season:

Career: --

STEALS

Season:

Career: 3 vs. UMES (12/17/13)

CAREER STATISTICS

Year	G-GS	Min/Avg	FG-FGA	Pct.	3FG-A	Pct.	FT-FTA	Pct.	O-D	T	Avg.	Pf-DQ	Ast	TO	Blk	St	Pts	Avg
2012-13	20-0	167/8.4	15-44	.341	0-1	.000	18-25	.720	8-18	26	1.3	21-0	8	17	0	13	48	2.4
2013-14	22-0	116/5.3	7-24	.292	1-3	.333	6-11	.545	8-9	17	0.8	17-0	3	12	1	12	21	1.0
TOTAL	42-0	283/6.7	22-68	.324	1-4	.250	24-36	.667	16-27	43	1.0	38-0	11	29	1	25	69	1.6

ALIYAH HULAND EL #23

Freshman • Guard • 6-1 • Randolph, N.J. • Randolph High



2014-15 SEASON

- Made her collegiate debut against Ohio State, scoring five points with an assist and two blocked shots in 13 minutes
- Went 2-of-3 from three-point range, scoring 8 pts against FIU
- Had back-to-back double-digit scoring games against DSU (10) and Longwood (11)

HIGH SCHOOL

- Morris County's all-time leading scorer with 2,286 points and a 21.2 ppg average at Randolph High
- Also holds Randolph High career records for rebounds (900), assists (450) and blocks (225)
- In her senior season, led the state in scoring with 810 points
- Was also a three-time MVP for the track team, holding the school record in the triple jump (38' 11/4")
- Played volleyball her freshman through junior seasons, breaking the school record for career kills with 542

PERSONAL

- Parents are Leslie-Ann Huland El and Rahim Huland El
- Father, Rahim, played college basketball at Vermont and played one season (1991) in the USBL

2014-15 GAME-BY-GAME:

Opponent	GS	FG-FGA	3FG-3FGA	FT-FTA	Off-Def	Total Reb	PF	Points	A	TO	Blk	Stl	Min
OHIO STATE		2-7	1-3	0-0	0-1	1	4	5	1	2	2	0	13
RADFORD		2-11	0-7	3-5	1-4	5	4	7	1	0	0	1	19
at Xavier		2-4	0-2	0-0	0-2	2	0	4	0	2	0	2	10
AUBURN		1-7	0-1	0-0	1-1	2	2	2	1	3	1	1	22
at Toledo		1-4	1-4	0-0	1-1	2	0	3	0	1	0	0	15
at FIU		3-6	2-3	0-0	1-2	3	2	8	1	1	0	1	19
at Illinois		1-5	0-2	1-2	2-1	3	3	3	0	2	0	1	15
DELAWARE ST		5-12	0-5	0-0	2-1	3	0	10	2	0	1	0	21
LONGWOOD		5-9	1-3	0-1	0-2	2	1	11	4	0	2	4	21
SAINT MARYS		2-9	1-5	0-0	0-0	0	2	5	1	1	0	1	16

SINGLE GAME BESTS

POINTS

Season: 11 vs Longwood (12/16/14)

Career:

REBOUNDS

Season: 5 vs Radford (11/16/14)

Career:

FG MADE

Season: 5 (2x)

Career:

FG ATTEMPTS

Season: 12 vs Delaware St (12/06/14)

Career:

3 PT FG MADE

Season: 2

Career:

3 PT FG ATTEMPTS

Season: 7 vs Radford (11/16/14)

Career:

FT MADE

Season: 3

Career:

FT ATTEMPTS

Season: 5

Career:

ASSISTS

Season: 4 vs Longwood (12/16/14)

Career:

BLOCKS

Season: 2 (2x)

Career:

STEALS

Season:

Career:

CAREER STATISTICS

Year	G-GS	Min/Avg	FG-FGA	Pct.	3FG-A	Pct.	FT-FTA	Pct.	O-D	T	Avg.	Pf-DQ	Ast	TO	Blk	St	Pts	Avg
2014-15	10-0	171/17.1	24-74	.324	6-35	.171	4-8	.500	8-15	23	2.3	18-0	11	12	6	11	58	5.8

SARAH IMOVBIOH #42

Senior • Center • 6-2 • Abuja, Nigeria • St. Anne's-Belfield (Va.)



2014-15 SEASON

- Set the Virginia program record for rebounds in a single game with 24 in the season-opener against Ohio State (10 offensive, 14 defensive)
- Also scored 18 points against the Buckeyes, going 7-of-10 from the field
- ACC Player of the Week (Nov. 17)
- Had her second 18-point game of the year against Xavier
- Scored a season-high 25 points, going 11-of-14 from the field, while also adding 15 rebounds against Longwood

2013-14 SEASON

- Ranked sixth in the ACC in rebounding at 8.2 per game, leading the Cavaliers
- Led the ACC in offensive rebounds at 4.0 per game
- Eighth in the ACC in field goal percentage (54.5 percent)
- Had 10 double-doubles this season
- Was second on the team in scoring, averaging 12.3 points per game
- Finished the season with a 27-point, 10-rebound performance against Georgia Tech in the second round of the ACC Tournament, going 9-of-11 from the field and 9-of-10 from the free throw line

AT A GLANCE

- Was ruled ineligible to compete and practice by the NCAA during her first year (2011-12)
- NCAA rules state she could earn that fourth year back if she earns 80% of her degree by her fifth year. If that does happen, she will play that fourth year as a graduate student in 2015-16
- 2011 Parade Magazine All-American High School Girls Basketball Team
- Member of the U-19 Nigerian National Team

2014-15 GAME-BY-GAME:

Opponent	GS	FG-FGA	3FG-3FGA	FT-FTA	Off-Def	Total Reb	PF	Points	A	TO	Blk	Stl	Min
OHIO STATE	*	7-10	0-0	4-6	10-14	24	1	18	0	2	3	0	32
RADFORD	*	6-10	0-0	2-3	5-4	9	3	14	0	0	0	1	20
at Xavier	*	9-14	0-0	0-1	7-6	13	2	18	1	1	0	1	35
AUBURN	*	7-9	0-0	7-8	6-7	13	0	21	2	2	0	4	28
vs Toledo	*	3-7	0-0	3-5	5-4	9	3	9	2	2	0	0	31
at FIU	*	8-12	0-0	0-1	2-8	10	4	16	1	1	0	5	25
at Illinois	*	2-4	0-0	6-11	4-4	8	4	10	0	1	2	0	23
DELAWARE ST*		4-9	0-0	2-5	6-3	9	3	10	1	0	1	1	18
LONGWOOD	*	11-14	0-0	3-8	8-7	15	0	25	0	1	0	1	27
SAINT MARYS	*	2-6	0-0	2-3	3-2	5	2	6	0	3	0	0	26

SINGLE GAME BESTS

POINTS

Season: 25 vs Longwood (12/16/14)
Career: 27 vs Georgia Tech (03/06/14)

REBOUNDS

Season: 24 vs Ohio State (11/14/14)
Career: 24 vs Ohio State (11/14/14)

FG MADE

Season: 11 vs Longwood (12/16/14)
Career: 11 vs Longwood (12/16/14)

FG ATTEMPTS

Season: 14 (2x) last v Longwood (12/16/14)
Career: 17 vs. KState (11/29/13)

3 PT FG MADE

Season:
Career: 1

3 PT FG ATTEMPTS

Season:
Career: 4 at Florida State (03/02/14)

FT MADE

Season: 7 vs Auburn (11/23/14)
Career: 9 (2x) last vs. Georgia Tech (03/06/14)

FT ATTEMPTS

Season: 11 at Illinois (12/03/14)
Career: 11 (2x) last at Illinois (12/03/14)

FT PERCENTAGE

Season: 7-8 vs Auburn (11/23/14)
Career: 8-8 vs. Syracuse (11/24/12)

ASSISTS

Season: 2
Career: 4 (2x) last vs. Miami (02/27/14)

BLOCKS

Season: 3 vs Ohio State (11/14/14)
Career: 4 at NC State (02/28/13)

STEALS

Season: 5 at FIU (11/30/14)
Career: 5 (2x) last at FIU (11/30/14)

DOUBLE DOUBLES

Season: 5, last vs Longwood (12/16/14)
Career: 19, last vs Longwood (12/16/14)

CAREER STATISTICS

Year	G-GS	Min/Avg	FG-FGA	Pct.	3FG-A	Pct.	FT-FTA	Pct.	O-D	T	Avg.	Pf-DQ	Ast	TO	Blk	St	Pts	Avg
2012-13	30-13	535/17.8	91-154	.591	0-0	.000	73-106	.689	85-120	205	6.8	81-2	11	56	13	13	255	8.5
2013-14	31-30	740/23.9	144-260	.554	0-1	.000	94-168	.560	125-129	254	8.2	100-3	8	53	4	22	382	12.3
2014-15	10-10	265/26.5	59-95	.621	0-0	.000	29-51	.569	56-59	115	11.5	22-0	7	13	6	13	147	14.7
TOTAL	71-53	1540/21.7	294-509	.578	0-1	.000	196-325	.603	266-308	574	8.1	203-5	26	122	23	48	784	11.0

BREYANA MASON #12

Sophomore • Guard • 5-8 • Woodbridge, Va. • Forest Park



2014-15 SEASON

- Scored a career-high 22 points in the season-opener against Ohio State, her first career 20-point game
- Went 8-of-11 from the field overall and 5-of-7 from 3pt range vs OSU, also dishing a career-high six assists
- Had seven assists with 2 turnovers against Delaware State, also scoring 16 pts

2013-14 SEASON

- Appeared in 30 games with 14 starts, averaging 3.5 points per game
- Had 37 assists and 20 steals

AT A GLANCE

- 2012-13 Gatorade Virginia Player of the Year & Parade Magazine All-American
- Attended the same high school as Virginia alum Monica Wright, breaking Wright's career scoring record, putting up 1,979 points
- Factoring in the two years of middle school (seventh and eighth grade) in which she played varsity basketball, Mason scored 3,313 points in six prep seasons

2014-15 GAME-BY-GAME:

Opponent	GS	FG-FGA	3FG-3FGA	FT-FTA	Off-Def	Total Reb	PF	Points	A	TO	Blk	Stl	Min
OHIO STATE *		8-11	5-7	1-2	0-0	0	2	22	6	2	0	0	26
RADFORD *		4-8	0-0	3-5	0-3	3	1	11	5	0	0	1	31
at Xavier *		3-10	0-0	0-0	0-2	2	3	6	6	2	0	0	25
AUBURN *		4-6	0-0	0-0	0-2	2	1	8	4	2	0	0	32
vs Toledo *		0-7	0-1	0-0	0-3	3	2	0	3	1	0	0	29
at FIU *		5-10	0-1	1-1	0-0	0	1	11	2	1	0	0	31
at Illinois *		2-8	0-2	2-2	1-3	4	0	6	3	3	0	0	36
DELAWARE ST *		5-9	1-2	5-5	1-2	3	1	16	7	2	0	3	29
LONGWOOD *		2-3	0-1	6-6	1-2	3	1	10	4	1	0	3	26
SAINT MARYS *		2-4	1-1	2-2	0-1	1	0	7	2	1	0	2	29

SINGLE GAME BESTS

POINTS

Season: 22 vs Ohio State (11/14/14)

Career: 22 vs Ohio State (11/14/14)

REBOUNDS

Season:

Career: 3 (6x) last vs. Georgia Tech (03/06/14)

FG MADE

Season: 8 vs Ohio State (11/14/14)

Career: 8 vs Ohio State (11/14/14)

FG ATTEMPTS

Season: 11 vs Ohio State (11/14/14)

Career: 11 (2x) last vs Ohio State (11/14/14)

3 PT FG MADE

Season: 5 vs Ohio State (11/14/14)

Career: 5 vs Ohio State (11/14/14)

3 PT FG ATTEMPTS

Season: 7 vs Ohio State (11/14/14)

Career: 7 vs Ohio State (11/14/14)

FT MADE

Season: 6 vs Longwood (12/16/14)

Career: 6 vs Longwood (12/16/14)

FT ATTEMPTS

Season: 6 vs Longwood (12/16/14)

Career: 6 vs Longwood (12/16/14)

FT PERCENTAGE

Season: 6-6 vs Longwood (12/16/14)

Career: 6-6 vs Longwood (12/16/14)

ASSISTS

Season: 7 vs Delaware St (12/06/14)

Career: 7 vs Delaware St (12/06/14)

BLOCKS

Season:

Career:

STEALS

Season: 3 (2x)

Career: 3 (3x)

DOUBLE DOUBLES

Season:

Career:

CAREER STATISTICS

Year	G-GS	Min/Avg	FG-FGA	Pct.	3FG-A	Pct.	FT-FTA	Pct.	O-D	T	Avg.	Pf-DQ	Ast	TO	Blk	St	Pts	Avg
2013-14	30-14	553/18.4	39-118	.331	9-19	.474	17-22	.773	10-32	42	1.4	32-0	37	43	0	20	104	3.5
2014-15	10-10	294/29.4	35-76	.461	7-15	.467	20-23	.870	3-18	21	2.1	12-0	42	15	0	9	97	9.7
TOTAL	40-24	847/21.2	74-194	.381	16-34	.471	37-45	.822	13-50	63	1.6	44-0	79	58	0	29	201	5.0

LAUREN MOSES

#21



Freshman • Forward • 6-2 • Mount Holly, N.J. • Rancocas

2014-15 SEASON

- Made her collegiate debut against Ohio State, starting the game, playing 20 minutes with four points and seven rebounds
- Had her first double-digit scoring game against Toledo, scoring 14 points with eight rebounds
- Led the team with 13 rebounds at Illinois, her first career double-digit rebounding effort

HIGH SCHOOL

- Led Rancocas Valley Regional High School to four-straight State Championship games and two state titles (2013, 2011)
- Scored 1,823 points in her high school career to become Rancocas Valley's all-time leading scorer in school history, breaking the previous mark set by UVa alum Demya Walker
- Ranked in the espnW 100 rankings at No. 17 in her position and No. 98 overall

PERSONAL

- Daughter of Vernon and Trinice Moses
- Brother, Dezman Moses, was an outside linebacker for the Green Bay packers (2012) and the Kansas City Chiefs (2013)
- Also has an older sister, Shaina

2014-15 GAME-BY-GAME:

Opponent	GS	FG-FGA	3FG-3FGA	FT-FTA	Off-Def	Total Reb	PF	Points	A	TO	Blk	Stl	Min
OHIO STATE	*	1-6	0-0	2-2	4-3	7	4	4	0	1	2	1	20
RADFORD	*	3-7	0-0	1-3	2-3	5	2	7	0	1	2	0	23
at Xavier	*	3-5	0-0	2-3	0-6	6	2	8	1	1	2	2	23
AUBURN	*	1-5	0-0	1-2	2-3	5	3	3	1	3	1	1	27
vs Toledo	*	6-10	0-0	2-4	5-3	8	4	14	0	2	0	0	25
at FIU	*	3-8	0-0	1-2	2-2	4	2	7	2	0	3	2	29
at Illinois	*	2-6	0-0	1-4	4-9	13	5	5	0	3	2	0	27
DELAWARE ST	*	1-4	0-0	4-8	3-3	6	3	6	2	0	1	1	23
LONGWOOD	*	4-5	0-0	2-2	0-2	2	1	10	3	2	3	1	18
SAINT MARYS	*	2-4	0-0	0-1	1-3	4	4	4	0	1	0	0	15

SINGLE GAME BESTS

POINTS

Season: 14 vs Toledo (11/28/14)

Career:

REBOUNDS

Season: 13 at Illinois (12/03/14)

Career:

FG MADE

Season: 6 vs Toledo (11/28/14)

Career:

FG ATTEMPTS

Season: 10 vs Toledo (11/28/14)

Career:

3 PT FG MADE

Season:

Career:

3 PT FG ATTEMPTS

Season:

Career:

FT MADE

Season:

Career:

FT ATTEMPTS

Season:

Career:

ASSISTS

Season: 3 vs Longwood (12/16/14)

Career:

BLOCKS

Season: 3 (2x)

Career:

STEALS

Season: 2

Career:

CAREER STATISTICS

Year	G-GS	Min/Avg	FG-FGA	Pct.	3FG-A	Pct.	FT-FTA	Pct.	O-D	T	Avg.	Pf-DQ	Ast	TO	Blk	St	Pts	Avg
2014-15	10-10	230/23.0	26-60	.433	0-0	.000	16-31	.516	23-37	60	6.0	30-1	9	14	16	8	68	6.8

FAITH RANDOLPH #20

Junior • Guard • 5-10 • Derwood, Md. • Our Lady of Good Counsel



2014-15 SEASON

- Opened the season with a 25-point performance against Ohio State, one point shy of her career high, taking 22 shots in the game
- Her start against OSU was just the 12th of her career and her first since Dec. 28, 2013 against Coppin State
- Scored 26 points at Xavier, matching her career high. It also made her the 21st player in program history to record three or more 25-point games in their UVA career
- Averaged 20.2 ppg in the first five games
- FIU Thanksgiving Classic All-Tournament Team
- Went 8-of-8 from the free throw line in the final 69 seconds vs Saint Mary's, helping to seal the victory and giving her her 4th 20-pt game of the year

2013-14 SEASON

- Was voted the ACC Sixth Player of the Year, the second-ever Cavalier to earn the honor
- Led all ACC "bench" players in scoring, averaging 11.8 points per game and is second in steals at 1.6 per game
- Her 11.8 points per game was third-best on the team and ranked No. 28 among all ACC players
- Ranked 14th in the ACC in free throw percentage (76.4 percent)
- Scored in double digit points in 17 games with five 20-point performances

2014-15 GAME-BY-GAME:

Opponent	GS	FG-FGA	3FG-3FGA	FT-FTA	Off-Def	Total Reb	PF	Points	A	TO	Blk	Stl	Min
OHIO STATE	*	9-22	3-7	4-5	1-5	6	3	25	5	1	0	3	36
RADFORD	*	5-11	1-3	0-0	0-4	4	2	11	0	0	0	2	28
at Xavier	*	8-14	2-2	8-8	1-3	4	2	26	0	3	0	3	35
AUBURN	*	6-13	3-4	3-4	0-5	5	3	18	0	2	2	2	33
vs Toledo	*	8-15	5-10	0-0	0-2	2	5	21	2	1	0	1	29
at FIU	*	6-12	0-3	4-5	0-1	1	1	16	1	0	0	1	30
at Illinois	*	5-17	1-5	5-5	0-2	2	2	16	3	5	0	0	27
DELAWARE ST	*	6-12	2-3	1-2	0-1	1	2	15	1	2	0	0	25
LONGWOOD	*	6-14	0-4	2-2	0-2	2	1	14	1	0	0	3	26
SAINT MARYS	*	5-13	2-5	8-8	0-5	5	4	20	4	2	1	3	36

SINGLE GAME BESTS

POINTS

Season: 26 at Xavier (11/20/14)

Career: 26 (2x) last at Xavier (11/20/14)

REBOUNDS

Season: 6 vs Ohio State (11/14/14)

Career: 8 vs. North Carolina (02/20/14)

FG MADE

Season: 9 vs Ohio State (11/14/14)

Career: 10 vs. Notre Dame (01/12/14)

FG ATTEMPTS

Season: 22 vs Ohio State (11/14/14)

Career: 22 vs Ohio State (11/14/14)

3 PT FG MADE

Season: 3 vs Ohio State (11/14/14)

Career: 4 (2x) last vs. Florida State (01/19/14)

3 PT FG ATTEMPTS

Season: 10 vs Toledo (11/28/14)

Career: 10 vs Toledo (11/28/14)

FT MADE

Season: 8 at Xavier (11/20/14)

Career: 10 vs. High Point (11/11/13)

FT ATTEMPTS

Season: 8 at Xavier (11/20/14)

Career: 11 vs. High Point (11/11/13)

FT PERCENTAGE

Season: 8-8 (2x) last vs St Marys (12/19/14)

Career: 9-9 at UNC (2/20/14)

ASSISTS

Season: 5 vs Ohio State (11/14/14)

Career: 6 vs. LA Tech (11/16/13)

BLOCKS

Season:

Career: 1

STEALS

Season: 3

Career: 3 (several)

DOUBLE-DOUBLES

Season:

Career:

CAREER STATISTICS

Year	G-GS	Min/Avg	FG-FGA	Pct.	3FG-A	Pct.	FT-FTA	Pct.	O-D	T	Avg.	Pf-DQ	Ast	TO	Blk	St	Pts	Avg
2012-13	30-7	624/20.8	49-186	.263	13-66	.197	39-47	.830	13-36	49	1.6	22-0	26	47	2	18	150	5.0
2013-14	31-4	704/22.7	137-330	.415	25-88	.284	68-89	.764	45-52	97	3.1	67-1	44	56	1	43	367	11.8
2014-15	10-10	305/30.5	64-143	.448	19-46	.413	35-39	.897	2-30	32	3.2	25-1	17	16	3	18	182	18.2
TOTAL	71-21	1633/23.0	250-659	.379	57-200	.285	142-175	.811	60-118	178	2.5	114-2	87	119	6	79	699	9.8

TIFFANY SUAREZ #13

Sophomore • Guard • 5-11 • Miami, Fla. • Our Lady of Lourdes



2014-15 SEASON

- Scores six points against Radford, going 4-of-4 from the free throw line
- Had three blocked shots while also scoring eight points against Longwood

2013-14 SEASON

- Appeared in 26 games with five starts
- Averaged 2.9 points with 1.1 rebounds
- In her first collegiate games in her home state, scored 17 points at the FGCU Tournament, including logging her first double-digit scoring effort against FGCU with 13 points
- After scoring 16 points against Coppin State, going 7-of-10 from the field, earned her first career start against Princeton in the championship game of the Cavalier Classic
- Scored in each of the last four games to close out the season, including both ACC tournament games

AT A GLANCE

- Dade County Girl's Basketball 8A Player of the Year
- Three-time All-State
- Two-time All-Dade County
- Ranked No. 74 overall by Blue Star and No. 31 at her position by ESPN Hoop Gurlz

2014-15 GAME-BY-GAME:

Opponent	GS	FG-FGA	3FG-3FGA	FT-FTA	Off-Def	Total Reb	PF	Points	A	TO	Blk	Stl	Min
OHIO STATE	0-4	0-0	0-0	0-0	0-0	0	2	0	1	0	0	0	11
RADFORD	1-5	0-1	4-4	0-0	0-0	0	1	6	1	2	0	2	19
at Xavier	1-5	0-0	0-0	0-0	0-0	0	2	2	0	0	0	0	16
AUBURN	0-0	0-0	1-2	0-0	0-0	0	1	1	0	1	0	0	7
vs Toledo	0-3	0-0	0-0	1-1	1-1	2	1	0	1	1	0	0	10
at FIU	0-1	0-0	0-0	0-0	0-0	0	0	0	1	0	1	0	8
at Illinois	1-2	0-0	0-0	2-0	2-0	2	3	2	2	0	0	1	14
DELAWARE ST	1-4	0-0	2-2	0-1	0-1	1	2	4	2	1	0	0	14
LONGWOOD	4-7	0-1	0-0	0-1	0-1	1	2	8	1	0	3	0	17
SAINT MARYS	0-3	0-0	0-0	0-0	0-1	1	2	0	0	1	0	2	6

CAREER STATISTICS

Year	G-GS	Min/Avg	FG-FGA	Pct.	3FG-A	Pct.	FT-FTA	Pct.	O-D	T	Avg.	Pf-DQ	Ast	TO	Blk	St	Pts	Avg
2013-14	26-5	318/12.2	28-93	.301	0-7	.000	19-25	.760	8-21	29	1.1	38-1	27	33	1	14	75	2.9
2014-15	10-0	122/12.2	8-34	.235	0-2	.000	7-8	.875	3-4	7	0.7	16-0	9	6	4	5	23	2.3
TOTAL	36-5	440/12.2	36-127	.283	0-9	.000	26-33	.788	11-25	36	1.0	54-1	36	39	5	19	98	2.7

SINGLE GAME BESTS

POINTS

Season: 8 vs Longwood (12/16/14)

Career: 16 vs. Coppin State (12/28/13)

REBOUNDS

Season: 2

Career: 5 vs. Clemson (02/02/14)

FG MADE

Season: 4 vs Longwood (12/16/14)

Career: 7 vs. Coppin State (12/28/13)

FG ATTEMPTS

Season: 7 vs Longwood (12/16/14)

Career: 13 (2x) last at FGCU (12/21/13)

3 PT FG MADE

Season: --

Career: --

3 PT FG ATTEMPTS

Season:

Career: 3 vs. UMES (12/17/13)

FT MADE

Season:

Career: 5 at FGCU (12/21/13)

FT ATTEMPTS

Season:

Career: 5 at FGCU (12/21/13)

ASSISTS

Season: 2

Career: 6 vs. Coppin State (12/28/13)

BLOCKS

Season: 3 vs Longwood (12/16/14)

Career: 3 vs Longwood (12/16/14)

STEALS

Season: 2 vs Radford (11/16/14)

Career: 3 (2x) last vs. Florida State (01/19/14)

DOUBLE DOUBLES

Season:

Career:

SYDNEY UMERI

#44

Sophomore • Forward • 6-1 • Acworth, Ga. • The Lovett School



2014-15 SEASON

- Had eight rebounds at Xavier
- Had the second double-digit scoring game of her career at Illinois, also matching her career high with eight rebounds

2013-14 SEASON

- Appeared in all 31 games with 11 starts, averaging 18.0 minutes per game
- Averaged 2.8 points and 2.8 rebounds per game
- Made her collegiate debut at James Madison, starting the game
- Played 30 minutes, scoring four points in her debut
- Had her first double-digit scoring game at Liberty with 12 points
- Started the first 10 games of the season before coming off the bench at FGCU
- Scored six of her eight points at Wake Forest in a span of 1:42 during the second half

AT A GLANCE

- Ranked No. 29 overall and as the No. 9 forward by ESPN HoopGurlz
- Won a gold medal with the 2011 USA Basketball's U16 team at the FIBA Americas Championship in Mérida, Mexico
- Helped lead The Lovett School to a 2012 Georgia Region 6AA championship
- 2013 McDonald's All-America nominee
- Also competed one season (2009) for The Lovett School track team in the long and triple jumps, 400 and 4x400 and 4x100 relays as well as being a middle blocker for two seasons on the volleyball team

2014-15 GAME-BY-GAME:

Opponent	GS	FG-FGA	3FG-3FGA	FT-FTA	Off-Def	Total Reb	PF	Points	A	TO	Blk	Stl	Min
OHIO STATE		1-1	0-0	0-0	0-3	3	1	2	0	0	0	0	16
RADFORD		2-3	0-0	0-0	0-1	1	4	4	1	0	2	1	16
at Xavier		1-1	0-0	0-0	3-5	8	2	2	1	3	1	0	18
AUBURN		0-0	0-0	0-0	0-0	0	1	0	0	0	0	0	8
vs Toledo		2-3	0-0	2-2	1-2	3	1	6	1	0	0	0	22
at FIU		2-4	0-0	0-0	0-0	0	2	4	0	2	1	0	19
at Illinois		4-7	0-0	2-2	3-5	8	1	10	0	1	0	0	25
DELAWARE ST		3-4	0-0	0-0	1-1	2	1	6	1	0	2	2	15
LONGWOOD		0-2	0-0	0-1	0-1	1	1	0	0	1	0	0	15
SAINT MARYS		3-3	0-0	0-0	0-3	3	2	6	2	0	0	0	27

SINGLE GAME BESTS

POINTS

Season: 10 at Illinois (12/03/14)

Career: 12 at Liberty (11/19/13)

REBOUNDS

Season: 8 (2x) last at Illinois (12/03/14)

Career: 8 (3x) last at Illinois (12/03/14)

FG MADE

Season: 4 at Illinois (12/03/14)

Career: 4 (3x) at Illinois (12/03/14)

FG ATTEMPTS

Season: 7 at Illinois (12/03/14)

Career: 7 at Illinois (12/03/14)

3 PT FG MADE

Season:

Career:

3 PT FG ATTEMPTS

Season: --

Career: --

FT MADE

Season:

Career: 5 vs. UMES (12/17/13)

FT ATTEMPTS

Season:

Career: 6 vs. UMES (12/17/13)

ASSISTS

Season: 2

Career: 2

BLOCKS

Season: 2 vs Radford (11/16/14)

Career: 2 vs Radford (11/16/14)

STEALS

Season: 2

Career: 2

DOUBLE DOUBLES

Season:

Career:

CAREER STATISTICS

Year	G-GS	Min/Avg	FG-FGA	Pct.	3FG-A	Pct.	FT-FTA	Pct.	O-D	T	Avg.	Pf-DQ	Ast	TO	Blk	St	Pts	Avg
2013-14	31-11	557/18.0	32-93	.344	0-0	.000	22-33	.667	46-42	88	2.8	64-2	15	43	4	17	86	2.8
2014-15	10-0	181/18.1	18-28	.643	0-0	.000	4-5	.800	8-21	29	2.9	16-0	6	7	6	3	40	4.0
TOTAL	41-11	738/18.0	50-121	.413	0-0	.000	26-38	.684	54-63	117	2.9	80-2	21	50	10	20	126	3.1

MIKAYLA VENSON

#1



Freshman • Guard • 5-7 • Arlington, Va. • Yorktown High

2014-15 SEASON

- Started in her first career game against Ohio State, scoring 11 points with three assists and two steals in 35 minutes
- Had three double-digit scoring efforts in the first four games of her career
- Had a season-high five steals at FIU while also scoring 12 points on 5-of-7 shooting
- Had her first 20-point game, scoring 22 points on 8-of-10 shooting (5-of-7 from 3 pt range) against Delaware St

HIGH SCHOOL

- Played one season at Yorktown High School, averaging 14.3 points per game and 5.5 assists per game
- 2011 Virginia High School League National District Co-Player of the Year and National District Rookie of the Year
- Virginia High School League National District First Team All-District, All-Rookie Team and All-Defensive Team
- Virginia Associated Press AAA All-Northern Region First Team and Washington Post All-Met Team honorable mention as well as earning All-Arlington High School Player of the Year honors from the Sun Gazette
- Did not play high school basketball after her freshman season, but continued training with her father and playing with AAU club teams
- Ranked No. 31 overall by Blue Star Report and No. 33 overall and No. 7 at her position by ESPN Hoopgurlz

2014-15 GAME-BY-GAME:

Opponent	GS	FG-FGA	3FG-3FGA	FT-FTA	Off-Def	Total Reb	PF	Points	A	TO	Blk	Stl	Min
OHIO STATE	*	3-12	1-6	4-4	0-1	1	2	11	3	2	0	2	35
RADFORD	*	6-8	0-2	0-0	0-3	3	2	12	1	2	0	1	23
at Xavier	*	2-9	1-3	0-0	0-6	6	1	5	5	2	1	0	35
AUBURN	*	3-4	3-4	1-3	0-3	3	3	10	1	2	0	0	26
at Toledo	*	4-10	1-4	0-0	1-0	1	2	9	4	1	0	0	37
at FIU	*	5-7	0-1	2-2	0-2	2	3	12	2	2	0	5	32
at Illinois	*	4-7	3-5	0-0	0-0	0	1	11	1	2	0	0	30
DELAWARE ST*		8-10	5-7	1-1	0-2	2	3	22	2	3	1	2	32
LONGWOOD	*	5-11	1-3	0-0	0-1	1	3	11	4	1	0	2	30
SAINT MARYS	*	6-14	2-7	0-0	0-1	1	2	14	4	5	0	0	33

SINGLE GAME BESTS

POINTS

Season: 22 vs Delaware St (12/06/14)

Career:

REBOUNDS

Season: 6 at Xavier (11/20/14)

Career:

FG MADE

Season: 8 vs Delaware St (12/06/14)

Career:

FG ATTEMPTS

Season: 14 vs Saint Mary's (12/19/14)

Career:

3 PT FG MADE

Season: 5 vs Delaware St (12/06/14)

Career:

3 PT FG ATTEMPTS

Season: 7 vs Delaware St (12/06/14)

Career:

FT MADE

Season: 4

Career:

FT ATTEMPTS

Season: 4

Career:

FT PERCENTAGE

Season: 4-4 vs Ohio State (11/14/14)

Career:

ASSISTS

Season: 5 at Xavier (11/20/14)

Career:

BLOCKS

Season: 1

Career:

STEALS

Season: 5 at FIU (11/30/14)

Career:

CAREER STATISTICS

Year	G-GS	Min/Avg	FG-FGA	Pct.	3FG-A	Pct.	FT-FTA	Pct.	O-D	T	Avg.	Pf-DQ	Ast	TO	Blk	St	Pts	Avg
2014-15	10-10	313/31.3	46-92	.500	17-42	.405	8-10	.800	1-19	20	2.0	22-0	27	22	2	12	117	11.7

**2014-15 Virginia Women's Basketball
Virginia Combined Team Statistics (as of Dec 19, 2014)
All games**

RECORD:	OVERALL	HOME	AWAY	NEUTRAL
ALL GAMES	8-2	6-0	2-1	0-1
CONFERENCE	0-0	0-0	0-0	0-0
NON-CONFERENCE	8-2	6-0	2-1	0-1

#	Player	gp-gs	min	avg	Total		3-Point		F-Throw		Rebounds				pf	dq	a	to	blk	stl	pts	avg
					fg-fga	fg%	3fg-fga	3fg%	ft-fa	ft%	off	def	tot	avg								
20	Faith Randolph	10-10	305	30.5	64-143	.448	19-46	.413	35-39	.897	2	30	32	3.2	25	1	17	16	3	18	182	18.2
42	Sarah Imovbioh	10-10	265	26.5	59-95	.621	0-0	.000	29-51	.569	56	59	115	11.5	22	0	7	13	6	13	147	14.7
01	Mikayla Venson	10-10	313	31.3	46-92	.500	17-42	.405	8-10	.800	1	19	20	2.0	22	0	27	22	2	12	117	11.7
12	Breyana Mason	10-10	294	29.4	35-76	.461	7-15	.467	20-23	.870	3	18	21	2.1	12	0	42	15	0	9	97	9.7
21	Lauren Moses	10-10	230	23.0	26-60	.433	0-0	.000	16-31	.516	23	37	60	6.0	30	1	9	14	16	8	68	6.8
23	Aliyah Huland El	10-0	171	17.1	24-74	.324	6-35	.171	4-8	.500	8	15	23	2.3	18	0	11	12	6	11	58	5.8
44	Sydney Umeri	10-0	181	18.1	18-28	.643	0-0	.000	4-5	.800	8	21	29	2.9	16	0	6	7	6	3	40	4.0
13	Tiffany Suarez	10-0	122	12.2	8-34	.235	0-2	.000	7-8	.875	3	4	7	0.7	16	0	9	6	4	5	23	2.3
03	Sarah Beth Barnette	10-0	106	10.6	7-18	.389	2-10	.200	1-3	.333	13	21	34	3.4	12	0	9	3	2	2	17	1.7
02	Jae'Lisa Allen	3-0	13	4.3	1-3	.333	0-0	.000	0-0	.000	0	2	2	0.7	3	0	0	0	0	0	2	0.7
Team											20	18	38					1				
Total.....		10	2000		288-623	.462	51-150	.340	124-178	.697	137	244	381	38.1	176	2	137	109	45	81	751	75.1
Opponents.....		10	2000		219-565	.388	64-196	.327	111-162	.685	119	229	348	34.8	175	-	119	165	25	45	613	61.3

TEAM STATISTICS	VA	OPP	Date	Opponent	Score	Att.
SCORING	751	613	11/14/14	OHIO STATE	W 87-82	3358
Points per game	75.1	61.3	11/16/14	RADFORD	W 75-47	3172
Scoring margin	+13.8	-	11/20/14	at Xavier	W 71-62	714
FIELD GOALS-ATT	288-623	219-565	11/23/14	AUBURN	W 66-51	3526
Field goal pct	.462	.388	11/28/14	vs Toledo	L 62-64	436
3 POINT FG-ATT	51-150	64-196	11/30/14	at FIU	W 74-61	305
3-point FG pct	.340	.327	12/03/14	at Illinois	L 63-86	1253
3-pt FG made per game	5.1	6.4	12/06/14	DELAWARE STATE	W 100-62	2998
FREE THROWS-ATT	124-178	111-162	12/16/14	LONGWOOD	W 91-49	2841
Free throw pct	.697	.685	12/19/14	SAINT MARY'S	W 62-49	2950
F-Throws made per game	12.4	11.1				
REBOUNDS	381	348				
Rebounds per game	38.1	34.8				
Rebounding margin	+3.3	-				
ASSISTS	137	119				
Assists per game	13.7	11.9				
TURNOVERS	109	165				
Turnovers per game	10.9	16.5				
Turnover margin	+5.6	-				
Assist/turnover ratio	1.3	0.7				
STEALS	81	45				
Steals per game	8.1	4.5				
BLOCKS	45	25				
Blocks per game	4.5	2.5				
ATTENDANCE	18845	2708				
Home games-Avg/Game	6-3141	3-757				
Neutral site-Avg/Game	-	1-436				

* - Conference game

Score by Periods	1st	2nd	Totals
Virginia	350	401	751
Opponents	284	329	613

Official Basketball Box Score -- Game Totals -- Final Statistics
Ohio State vs Virginia
11/14/14 7 p.m. at JPJ Arena, Charlottesville, Va.

Ohio State 82 • 0-1

#	Player		Total			3-Ptr			Rebounds			PF	TP	A			Min
			FG-FGA	FG-FGA	FT-FTA	Off	Def	Tot	To	Bk	Stl						
22	Alexa Hart	f	3-6	0-0	0-0	4	5	9	3	6	1	0	3	1	27		
03	Kelsey Mitchell	g	9-27	3-12	5-8	0	2	2	4	26	4	3	1	0	38		
13	Cait Craft	g	4-11	2-6	0-0	2	1	3	0	10	1	1	0	1	39		
14	Ameryst Alston	g	8-16	5-8	6-6	0	4	4	3	27	3	2	0	0	39		
20	Asia Doss	g	2-8	1-4	2-2	1	6	7	2	7	6	3	0	1	32		
01	Kalpana Beach	g	3-6	0-0	0-0	1	6	7	3	6	0	0	1	0	20		
21	Lisa Blair	g	0-0	0-0	0-0	0	1	1	0	0	0	0	0	0	5		
Team						5	2	7									
Totals			29-74	11-30	13-16	13	27	40	15	82	15	9	5	3	200		

FG % 1st Half: 15-40 37.5% 2nd half: 14-34 41.2% Game: 29-74 39.2%
3FG % 1st Half: 4-14 28.6% 2nd half: 7-16 43.8% Game: 11-30 36.7%
FT % 1st Half: 9-10 90.0% 2nd half: 4-6 66.7% Game: 13-16 81.3%

Virginia 87 • 1-0

#	Player		Total		3-Ptr		Rebounds			PF	TP	A				Min
			FG-FGA	FG-FGA	FT-FTA	Off	Def	Tot	To			Blk	Stl			
21	Lauren Moses	f	1-6	0-0	2-2	4	3	7	4	4	0	1	2	1	20	
42	Sarah Imovbioh	c	7-10	0-0	4-6	10	14	24	1	18	0	2	3	0	32	
01	Mikayla Venson	g	3-12	1-6	4-4	0	1	1	2	11	3	2	0	2	35	
12	Breyana Mason	g	8-11	5-7	1-2	0	0	0	2	22	6	2	0	0	26	
20	Faith Randolph	g	9-22	3-7	4-5	1	5	6	3	25	5	1	0	3	36	
03	Sarah Beth Barnette		0-3	0-3	0-0	1	1	2	1	0	1	0	0	0	11	
13	Tiffany Suarez		0-4	0-0	0-0	0	0	0	2	0	1	0	0	0	11	
23	Aliyah Huland El		2-7	1-3	0-0	0	1	1	4	5	1	2	2	0	13	
44	Sydney Umeri		1-1	0-0	0-0	0	3	3	1	2	0	0	0	0	16	
Team						4	3	7								
Totals				31-76	10-26	15-19	20	31	51	20	87	17	10	7	6	200

FG % 1st Half: 15-38 39.5% 2nd half: 16-38 42.1% Game: 31-76 40.8%
3FG % 1st Half: 5-13 38.5% 2nd half: 5-13 38.5% Game: 10-26 38.5%
FT % 1st Half: 4-4 100.0% 2nd half: 11-15 73.3% Game: 15-19 78.9%

Officials: Dee Kantner, Joseph Vaszily, Karen Preato
Technical fouls: Ohio State-None. Virginia-None.
Attendance: 3358

Score by periods	1st	2nd	Total
Ohio State	43	39	82
Virginia	39	48	87

Official Basketball Box Score -- Game Totals -- Final Statistics

Virginia vs Xavier
11/20/14 7 p.m. at Cincinnati, Ohio (Cintas Center)

Virginia 71 • 3-0

#	Player		Total		3-Ptr		Rebounds			PF	TP	A TO Blk Stl				Min	
			FG	FGA	FG-FGA	FT-FTA	Off	Def	Tot								
21	Lauren Moses	f	3-5		0-0		2-3	0	6	6	2	8	1	1	2	2	23
42	Sarah Imovbioh	c	9-14		0-0		0-1	7	6	13	2	18	1	1	0	1	35
01	Mikayla Venson	g	2-9		1-3		0-0	0	6	6	1	5	5	2	1	0	35
12	Breyana Mason	g	3-10		0-0		0-0	0	2	2	3	6	6	2	0	0	25
20	Faith Randolph	g	8-14		2-2		8-8	1	3	4	2	26	0	3	0	3	35
03	Sarah Beth Barnette	g	0-0		0-0		0-0	0	1	1	0	0	1	0	0	0	3
13	Tiffany Suarez	g	1-5		0-0		0-0	0	0	0	2	2	0	0	0	0	16
23	Aliyah Huland El	g	2-4		0-2		0-0	0	2	2	0	4	0	2	0	2	10
44	Sydney Umeri	g	1-1		0-0		0-0	3	5	8	2	2	1	3	1	0	18
Team								2	0	2							
Totals				29-62		3-7	10-12	13	31	44	15	71	14	15	4	8	200

FG % 1st Half: 17-38 44.7% 2nd half: 12-24 50.0% Game: 29-62 46.8%
3FG % 1st Half: 1-5 20.0% 2nd half: 2-2 100.0% Game: 3-7 42.9%
FT % 1st Half: 2-3 66.7% 2nd half: 8-9 88.9% Game: 10-12 83.3%

Xavier 62 • 2-1

#	Player		Total		3-Ptr		Rebounds			PF	TP	A TO Blk Stl				Min
			FG-FGA	FG-FGA	FT-FTA	Off	Def	Tot								
14	GLOVER, Briana	f	2-6	1-3	0-0	2	0	2	1	5	0	2	0	0	23	
23	SCHAEFER, Leah	f	0-2	0-0	0-0	1	5	6	1	0	1	1	1	0	21	
00	TURNER, Marquia	g	2-7	2-5	0-0	1	1	2	2	6	2	1	1	1	21	
30	GAFFNEY, Raeshawn	g	4-12	0-2	7-8	2	2	4	1	15	0	0	0	0	25	
35	CRITTENDON, Jenna	g	0-5	0-2	2-2	1	2	3	1	2	2	0	1	1	22	
01	FINCHER, Kindell	g	4-8	3-5	0-1	1	3	4	2	11	1	2	0	3	15	
02	KYNARD, Maleeka	g	3-7	1-3	1-2	0	1	1	2	8	4	1	0	1	17	
12	BYRD, Jada	g	1-1	1-1	0-0	0	1	1	0	3	0	0	0	0	2	
15	ZANTT, Aliyah	g	2-6	0-4	0-0	0	2	2	0	4	1	2	0	0	18	
21	BLACKWELL, Maddison	g	1-3	0-0	0-0	1	2	3	1	2	3	0	1	1	16	
22	DAWSON, Erica	g	0-0	0-0	0-0	0	0	0	0	0	0	0	0	0	0+	
24	THOMPSON, Martha	g	0-0	0-0	0-0	1	0	1	0	0	0	1	0	0	2	
25	AJANEN, Anniina	g	3-5	0-0	0-0	0	1	1	3	6	0	0	0	0	18	
Team						1	2	3								
Totals			22-62	8-25	10-13	11	22	33	14	62	13	13	3	7	200	

FG % 1st Half: 8-30 26.7% 2nd half: 14-32 43.8% Game: 22-62 35.5%
3FG % 1st Half: 1-11 9.1% 2nd half: 7-14 50.0% Game: 8-25 32.0%
FT % 1st Half: 8-10 80.0% 2nd half: 2-3 66.7% Game: 10-13 76.9%

Officials: Bryan Brunette, Michael McConnell and Kristi Vera
Technical fouls: Virginia-None. Xavier-None.
Attendance: 714

Score by periods	1st	2nd	Total
Virginia	37	34	71
Xavier	25	37	62

Last FG - VA 2nd-03:06, XU 2nd-00:00.
Largest lead - VA by 19 2nd-09:16, XU by 2 1st-19:14.
VA led for 37:25, XU led for 00:46. Game was tied for 01:48.

Points In Off 2nd Fast
VA 32 20 17 10 8
XU 26 15 7 7 34

Score tied - 3 times.
Lead changed - 3 times.

Official Basketball Box Score -- Game Totals -- Final Statistics
Radford vs Virginia
11/16/14 1:00 p.m. at JPJ Arena, Charlottesville, Va.

Radford 47 • 0-1

#	Player		Total		3-Ptr		Rebounds			PF	TP					Min
			FG-FGA	FG-FGA	FT-FTA	Off	Def	Tot	A			To	Blk	Stl		
22	WORTHY, Jayda	f	2-4	0-0	4-6	5	3	8	3	8	1	1	1	0	19	
13	ROSS, Rachel	c	4-6	0-0	1-2	1	3	4	4	9	0	0	0	0	21	
03	FOY, Aisha	g	0-10	0-6	0-0	0	0	0	2	0	1	5	0	0	30	
05	AVERY, Ayana	g	1-9	1-8	0-0	0	1	1	1	3	3	1	0	0	28	
05	McIVOR, Kiera	g	0-3	0-1	0-0	0	0	0	2	0	0	2	0	0	23	
02	TOOHEY, Jordan		0-0	0-0	0-0	0	0	0	0	0	0	0	0	0	1	
11	QUEVEDO, Claudia		1-3	0-1	2-2	0	2	2	1	4	0	1	0	0	17	
12	ALLEN, Brittany		0-1	0-1	0-0	0	1	1	0	0	1	1	0	0	6	
14	GILMORE, Gaby		1-3	0-1	1-2	0	4	4	1	3	1	1	0	0	15	
21	WHITE, Janayla		4-9	0-0	6-7	7	3	10	5	14	0	1	2	0	19	
24	GAYMON, Jordynn		3-6	0-0	0-1	2	6	8	3	6	0	7	0	0	21	
Team						1	4	5								
Totals				16-54	1-18	14-20	16	27	43	22	47	7	20	3	0	200

FG % 1st Half: 8-27 29.6% 2nd half: 8-27 29.6% Game: 16-54 29.6%
3FG % 1st Half: 0-10 0.0% 2nd half: 1-8 12.5% Game: 1-18 5.6%
FT % 1st Half: 5-9 55.6% 2nd half: 9-11 81.8% Game: 14-20 70.0%

Virginia 75 • 2-0

#	Player	Total			3-Ptr		Rebounds			PF	TP	A			Blk	Stl	Min
		FG-FGA	FG-FGA	FT-FTA	Off	Def	Tot										
21	Lauren Moses	f	3-7	0-0	1-3	2	3	5	2	7	0	1	2	0	23		
42	Sarah Imovbioh	c	6-10	0-0	2-3	5	4	9	3	14	0	0	0	1	20		
01	Mikayla Venson	g	6-8	0-2	0-0	0	3	3	2	12	1	2	0	1	23		
12	Breyana Mason	g	4-8	0-0	3-5	0	3	3	1	11	5	0	0	1	31		
20	Faith Randolph	g	5-11	1-3	0-0	0	4	4	2	11	0	0	0	2	28		
02	JaeLisa Allen		0-1	0-0	0-0	0	0	0	0	0	0	0	0	0	4		
03	Sarah Beth Barnette		1-2	1-1	0-0	2	2	4	1	3	0	0	0	0	17		
13	Tiffany Suarez		1-5	0-1	4-4	0	0	0	1	6	1	2	0	2	19		
23	Aliyah Huland El		2-11	0-7	3-5	1	4	5	4	7	1	0	0	1	19		
44	Sydney Umeri		2-3	0-0	0-0	0	1	1	4	4	1	0	2	1	16		
	Team					4	0	4									
Totals			30-66	2-14	13-20	14	24	38	20	75	9	5	4	9	200		

FG % 1st Half: 12-33 36.4% 2nd half: 18-33 54.5% Game: 30-66 45.5%
3FG % 1st Half: 0-7 0.0% 2nd half: 2-7



Official Basketball Box Score -- Game Totals -- Final Statistics Toledo vs Virginia 11/28/14 8:00 PM at FIU Arena (Miami, Fla.)

Toledo 64 • 3-2

#	Player	Total		3-Ptr		Rebounds		PF	TP	A	TO	Blk	Stl	Min
		FG-FGA	FG-FGA	FT-FTA	FT-FTA	Off	Def							
01	HARRIS, Brenae	* 1-6	0-2	2-2	0	5	5	0	4	2	1	0	0	36
23	ZANOGUERA, Inma	* 7-9	4-4	6-6	2	3	5	1	24	10	1	0	0	38
24	RASMUSSEN, Michaela	* 7-15	1-6	4-9	2	6	8	2	19	0	2	0	0	38
32	CAPOTOSTO, Ana	* 4-8	2-6	1-2	2	5	7	2	11	0	1	0	1	34
43	REECHER, Sophie	* 2-2	0-0	0-0	1	0	1	5	4	0	2	0	0	21
12	MONAKANA, Janice	* 1-5	0-3	0-0	0	1	1	2	2	0	1	0	0	12
21	de ALFREDO, Elena	* 0-1	0-1	0-0	0	1	1	1	0	0	0	0	0	5
33	KESSLER, Nancy	* 0-0	0-0	0-0	0	0	0	3	0	0	1	0	0	9
35	WOODY, Jada	* 0-0	0-0	0-0	0	0	0	0	0	1	0	0	0	7
Team					0	2	2			3				
Totals		22-46	7-22	13-19	7	23	30	16	64	13	12	0	1	200
FG % 1st Half: 10-22 45.5%		2nd half: 12-24 50.0%		Game: 22-46 47.8%		Deadball Rebounds 3								
3FG % 1st Half: 5-15 33.3%		2nd half: 2-7 28.6%		Game: 7-22 31.8%										
FT % 1st Half: 2-6 33.3%		2nd half: 11-13 84.6%		Game: 13-19 68.4%										

Virginia 62 • 4-1

#	Player		Total		3-Ptr		Rebounds				PF	TP	A	TO	Blk	Stl	Min
			FG	FGA	FG	FGA	FT	FTA	Off	Def							
01	Mikayla Venson	*	4-10	1-4	0-0		1	0	1	2	9	4	1	0	0	37	
12	Breyana Mason	*	0-7	0-1	0-0		0	3	3	2	0	3	1	0	0	29	
20	Faith Randolph	*	8-15	5-10	0-0		0	2	2	5	21	2	1	0	1	29	
21	Lauren Moses	*	6-10	0-0	2-4		5	3	8	4	14	0	2	0	0	25	
42	Sarah Imovbioh	*	3-7	0-0	3-5		5	4	9	3	9	2	2	0	0	31	
03	Sarah Beth Barnette		0-1	0-1	0-0		0	1	1	1	0	0	0	0	0	2	
13	Tiffany Suarez		0-3	0-0	0-0		1	1	2	1	0	1	1	0	0	10	
23	Aliyah Huland El		1-4	1-4	0-0		1	1	2	0	3	0	1	0	0	15	
44	Sydney Umeri		2-3	0-0	2-2		1	2	3	1	6	1	0	0	0	22	
Team							1	3	4								
Totals				24-60	7-20	7-11	15	20	35	19	62	13	9	0	1	200	
FG % 1st Half: 14-30 46.7%			2nd half: 10-30 33.3%		Game: 24-60 40.0%		Deadball Rebounds 3										
3FG % 1st Half: 4-10 40.0%			2nd half: 3-10 30.0%		Game: 7-20 35.0%												
FT % 1st Half: 1-3 33.3%			2nd half: 6-8 75.0%		Game: 7-11 63.6%												

Officials: Bob Trammell, Maria Gearhart, Will Schriber
Technical fouls: Toledo-None. Virginia-None.
Attendance: 436

Score by periods	1st	2nd	Total
Toledo	27	37	64
Virginia	33	29	62

Points	In	Off	2nd	Fast	Bench
TOLEDO	22	16	8	2	2
VA	20	8	14	0	9

Last FG - TOLEDO 2nd-00:04, VA 2nd-00:13.
Largest lead - TOLEDO by 3 1st-09:54, VA by 10 2nd-18:39.
TOLEDO led for 04:06, VA led for 35:06. Game was tied for 00:44.

Score tied - 4 times.
Lead changed - 7 times.

Official Basketball Box Score -- Game Totals -- Final Statistics Virginia vs Illinois 12/03/14 7:05 PM at State Farm Center, Champaign, Ill.

Virginia 63 • 5-2

#	Player		Total		3-Ptr		Rebounds		PF	TP	A	TO	Blk	Stl	Min	
			FG	FGA	FG	FGA	FT	FTA								Off
21	Lauren Moses	f	2-6	0-0	1-4		4	9	13	5	5	0	3	2	0	27
42	Sarah Imovbioh	c	2-4	0-0	6-11		4	4	8	4	10	0	1	2	0	23
01	Mikayla Venson	g	4-7	3-5	0-0		0	0	0	1	11	1	2	0	0	30
12	Breyana Mason		2-8	0-2	2-2		1	3	4	0	6	3	3	0	0	36
20	Faith Randolph	g	5-17	1-5	5-5		0	2	2	2	16	3	5	0	0	27
03	Sarah Beth Barnette		0-0	0-0	0-0		0	0	0	0	0	0	0	0	0	3
13	Tiffany Suarez		1-2	0-0	0-0		2	0	2	3	2	2	0	0	1	14
23	Aliyah Huland El		1-5	0-2	1-2		2	1	3	3	3	0	2	0	1	15
44	Sydney Umeri		4-7	0-0	2-2		3	5	8	1	10	0	1	0	0	25
Team							1	1	2				1			
Totals				21-56	4-14	17-26	17	25	42	19	63	9	18	4	2	200
FG % 1st Half: 10-31			32.3%	2nd half: 11-25			44.0%	Game: 21-56			37.5%	Deadball Rebounds 4				
3FG % 1st Half: 0-5			0.0%	2nd half: 4-9			44.4%	Game: 4-14			28.6%					
FT % 1st Half: 2-6			33.3%	2nd half: 15-20			75.0%	Game: 17-26			65.4%					

Illinois 86 • 6-2

#	Player	Total		3-Ptr		Rebounds		PF	TP	A	TO	Blk	Stl	Min	
		FG-FGA	FG-FGA	FT-FTA	Off	Def	Tot								
34	Grant, Jacqui	f	7-9	1-2	1-2	3	4	7	5	16	3	2	1	0	24
32	White, Chatrice	c	5-16	0-3	2-6	2	5	7	4	12	1	3	1	0	28
15	Simmons, Kylee	g	5-7	4-6	1-2	0	2	2	1	15	3	1	0	0	36
20	Carter, Brittany	g	1-7	0-4	3-3	0	2	2	2	5	3	1	0	1	32
22	Crawford, Ivory	g	6-7	1-2	2-4	0	4	4	2	15	4	1	2	3	23
00	Hartwell, Sarah		0-0	0-0	0-0	1	0	1	0	0	0	1	0	0	1
02	Gleason, Taylor		0-0	0-0	0-0	0	0	0	1	0	0	0	0	0	1
03	Tuck, Taylor		5-7	1-1	2-2	1	1	2	3	13	2	0	0	0	17
05	Oden, Nia		0-1	0-1	0-0	0	1	1	1	0	0	0	0	0	3
10	Coleman, Amarah		3-3	0-0	0-0	0	0	0	0	6	0	1	0	1	18
12	McConnell, Ashley		1-1	1-1	1-2	0	0	0	1	4	0	0	0	0	6
21	Kissinger, Brooke		0-2	0-1	0-0	0	0	0	1	0	0	0	0	0	7
25	Cattenhead, Kennedy		0-0	0-0	0-0	0	1	1	0	0	1	1	0	0	4
	Team					1	1	2							
Totals			33-60	8-21	12-21	8	21	29	21	86	17	11	4	5	200
FG % 1st Half: 16-32 50.0%		2nd half: 17-28 60.7%		Game: 33-60 55.0%		Deadball Rebounds 3,2									
3FG % 1st Half: 3-12 25.0%		2nd half: 5-9 55.6%		Game: 8-21 38.1%											
FT % 1st Half: 3-3 100.0%		2nd half: 9-18 50.0%		Game: 12-21 57.1%											

Officials: Beverly Roberts, Mark Zentz, Cameron Inouye
Technical fouls: Virginia-None. Illinois-None.
Attendance: 1253

Score by periods	1st	2nd	Total
Virginia	22	41	63
Illinois	38	48	86

Last FG - VA 2nd-03:49, ILL 2nd-01:56.
Largest lead - VA None, ILL by 34 2nd-13:20.
VA led for 00:00, ILL led for 38:38. Game was tied for 00:52.

Score tied - 0 times.
Lead changed - 0 times.

Official Basketball Box Score -- Game Totals -- Final Statistics Virginia vs FIU 11/30/14 2:00 PM at FIU Arena (Miami, Fla.)

Virginia 74 • 5-1

#	Player	Total			3-Ptr		Rebounds			PF	TP	A	TO	Blk	Stl	Min
		FG	FGA	%	FT	FTA	Off	Def	Tot							
01	Mikayla Venson	*	5-7	0-1	2-2	0	2	2	3	12	2	2	0	5	32	
12	Breyana Mason	*	5-10	0-1	1-1	0	0	0	1	11	2	1	0	0	31	
20	Faith Randolph	*	6-12	0-3	4-5	0	1	1	1	16	1	0	0	1	30	
21	Lauren Moses	*	3-8	0-0	1-2	2	2	4	2	7	2	0	3	2	29	
42	Sarah Imovbioh	*	8-12	0-0	0-1	2	8	10	4	16	1	1	0	5	25	
03	Sarah Beth Barnette		0-2	0-2	0-0	0	0	0	2	0	0	0	1	0	7	
13	Tiffany Suarez		0-1	0-0	0-0	0	0	0	0	0	0	1	0	1	8	
23	Aliyah Huland El		3-6	2-3	0-0	1	2	3	2	8	1	1	0	1	19	
44	Sydney Umeri		2-4	0-0	0-0	0	0	0	2	4	0	2	1	0	19	
Team						1	0	1								
Totals			32-62	2-10	8-11	6	15	21	17	74	10	7	6	14	200	
FG % 1st Half: 17-33		51.5%	2nd half: 15-29	51.7%	Game: 32-62	51.6%	Deadball Rebounds 1									
3FG % 1st Half: 0-2		0.0%	2nd half: 2-8	25.0%	Game: 2-10	20.0%										
FT % 1st Half: 3-3		100.0	2nd half: 5-8	62.5%	Game: 8-11	72.7%										

FIU 61 • 0-5

#	Player	Total		3-Ptr		Rebounds		PF	TP	A
---	--------	-------	--	-------	--	----------	--	----	----	---

Official Basketball Box Score -- Game Totals -- Final Statistics Longwood vs Virginia 12/16/14 7 p.m. at JPJ Arena, Charlottesville, Va.

Longwood 49 • 0-9

#	Player		Total FG-FGA	3-Ptr FG-FGA	FT-FTA	Rebounds Off Def Tot			PF	TP	A	TO	Blk	Stl	Min
34	NYLEN, Emily	f	1-3	0-0	0-0	0	0	0	5	2	0	0	1	0	14
02	ROBBINS, Brenna	g	2-9	1-4	0-0	3	2	5	3	5	2	1	0	0	31
04	WILLIAMS, Raven	g	5-11	4-8	4-6	0	2	2	2	18	5	6	0	0	36
14	AVERY, Treasure	g	3-6	0-1	0-0	2	4	6	2	6	1	1	0	3	21
25	HEADEN, Deborah	g	4-10	2-4	0-0	1	4	5	0	10	1	4	0	0	33
05	MOSBY, Shannon		0-2	0-1	0-0	0	1	1	1	0	0	1	0	0	5
10	ELLIS, Micaela		0-2	0-1	0-0	0	2	2	0	0	2	4	0	0	16
20	SKERSICK, Kyndal		3-10	0-3	2-3	1	3	4	2	8	1	1	0	0	24
21	REAGAN, Jaclyn		0-3	0-3	0-0	0	0	0	1	0	0	0	0	0	12
23	CHILDRESS, Autumn		0-1	0-0	0-0	1	0	1	1	0	1	2	0	0	8
Team						4	3	7							
Totals			18-57	7-25	6-9	12	21	33	17	49	13	20	1	3	200
FG % 1st Half: 10-30 33.3%		2nd half: 8-27 29.6%		Game: 18-57 31.6%		Deadball									
3FG % 1st Half: 5-16 31.3%		2nd half: 2-9 22.2%		Game: 7-25 28.0%		Rebounds									
FT % 1st Half: 1-2 50.0%		2nd half: 5-7 71.4%		Game: 6-9 66.7%				3							

Virginia 91 • 7-2

#	Player		Total	3-Ptr	Rebounds			PF	TP	A	TO	Blk	Stl	Min	
			FG-FGA	FG-FGA	FT-FTA	Off	Def	Tot							
21	Lauren Moses	f	4-5	0-0	2-2	0	2	2	1	10	3	2	3	1	18
42	Sarah Imovbioh	c	11-14	0-0	3-8	8	7	15	0	25	0	1	0	1	27
01	Mikayla Venson	g	5-11	1-3	0-0	0	1	1	3	11	4	1	0	2	30
12	Breyana Mason		2-3	0-1	6-6	1	2	3	1	10	4	1	0	3	26
20	Faith Randolph	g	6-14	0-4	2-2	0	2	2	1	14	1	0	0	3	26
02	Jae'Lisa Allen		0-0	0-0	0-0	0	1	1	1	0	0	0	0	0	3
03	Sarah Beth Barnette		1-3	0-1	0-0	3	2	5	1	2	1	0	0	1	17
13	Tiffany Suarez		4-7	0-1	0-0	0	1	1	2	8	1	0	3	0	17
23	Aliyah Huland El		5-9	1-3	0-1	0	2	2	1	11	4	0	2	4	21
44	Sydney Umeri		0-2	0-0	0-1	0	1	1	1	0	0	1	0	0	15
	Team					1	4	5							
Totals			38-68	2-13	13-20	13	25	38	12	91	18	6	8	15	200
FG % 1st Half: 15-32 46.9%			2nd half: 23-36 63.9%			Game: 38-68 55.9%						Deadball			
3FG % 1st Half: 2-7 28.6%			2nd half: 0-6 0.0%			Game: 2-13 15.4%						Rebounds			
FT % 1st Half: 5-8 62.5%			2nd half: 8-12 66.7%			Game: 13-20 65.0%						3,2			

Officials: Cameron Inouye, Jules Gailen, Timothy Bryant
Technical fouls: Longwood-None. Virginia-None.
Attendance: 2841
LU: Nylen fouled out at 12:59 (II)

Score by periods	1st	2nd	Total
Longwood	26	23	49
Virginia	37	54	91

Last FG - LWU 2nd-00:40, VA 2nd-00:52.
Largest lead - LWU by 4 1st-12:06, VA by 45 2nd-00:52.
LWU led for 06:45, VA led for 29:59. Game was tied for 02:54.

Score tied - 4 times.
Lead changed - 9 times.

Official Basketball Box Score -- Game Totals -- Final Statistics Saint Mary's vs Virginia 12/19/14 7 p.m. at JPJ Arena, Charlottesville, Va.

Saint Mary's 49 • 7-3

#	Player		Total		3-Ptr	Rebounds			PF	TP	A	TO	Blk	Stl	Min
			FG-FGA	FG-FGA	FT-FTA	Off	Def	Tot							
12	Hayley Hendricksen	f	5-7	0-1	6-8	2	2	4	1	16	2	3	0	1	36
25	Carli Rosenthal	f	3-6	0-0	2-3	2	5	7	5	8	0	3	1	1	27
01	Lauren Nicholson	g	5-18	2-6	4-4	1	3	4	4	16	0	3	0	1	40-
14	Shannon Mauldin	g	0-5	0-1	1-2	1	3	4	4	1	1	8	0	2	26
21	Stella Beck	g	3-3	0-0	0-2	2	10	12	2	6	2	4	1	1	33
03	Devyn Galland	g	0-2	0-1	2-2	0	0	0	1	2	0	0	0	0	8
05	Hannah Kaser	g	0-1	0-0	0-0	0	0	0	1	0	1	1	0	0	8
10	Carly Turner	g	0-0	0-0	0-0	0	0	0	0	0	0	0	0	0	0+
23	Alia McCoy	g	0-2	0-0	0-0	1	1	2	1	0	0	0	0	0	5
24	Samira Mcdonald	g	0-1	0-1	0-0	0	0	0	0	0	1	0	0	0	5
40	Amanda Arter	g	0-1	0-0	0-0	0	0	0	1	0	0	1	0	2	12
32	Lisa Janko	g	0-0	0-0	0-0	0	0	0	0	0	0	0	0	0	0+
Team						2	3	5							
Totals			16-46	2-10	15-21	11	27	38	20	49	7	23	2	8	200
FG % 1st Half: 10-24			41.7%	2nd half: 6-22	27.3%	Game: 16-46			34.8%	Deadball					
3FG % 1st Half: 1-4			25.0%	2nd half: 1-6	16.7%	Game: 2-10			20.0%	Rebounds					
FT % 1st Half: 5-7			71.4%	2nd half: 10-14	71.4%	Game: 15-21			71.4%	5					

Virginia 62 • 8-2

#	Player		Total	3-Ptr		Rebounds									
			FG	FGA	FT	FTA	Off	Def	Tot	PF	TP	A	TO	Blk	Stl
21	Lauren Moses	f	2-4	0-0	0-1	1	3	4	4	4	0	1	0	0	15
42	Sarah Imovbioh	c	2-6	0-0	2-3	3	2	5	2	6	0	3	0	0	26
01	Mikayla Venson	g	6-14	2-7	0-0	0	1	1	2	14	4	5	0	0	33
12	Breyana Mason	g	2-4	1-1	2-2	0	1	1	0	7	2	1	0	2	29
20	Faith Randolph	g	5-13	2-5	8-8	0	5	5	4	20	4	2	1	3	36
03	Sarah Beth Barnette		0-0	0-0	0-0	3	1	4	3	0	0	0	0	0	12
13	Tiffany Suarez		0-3	0-0	0-0	0	1	1	2	0	0	1	0	2	6
23	Aliyah Huland El		2-9	1-5	0-0	0	0	0	2	5	1	1	0	1	16
44	Sydney Umeri		3-3	0-0	0-0	0	3	3	2	6	2	0	0	0	27
	Team					2	2	4							
Totals			22-56	6-18	12-14	9	19	28	21	62	13	14	1	8	200
FG % 1st Half: 11-32 34.4%			2nd half: 11-24 45.8%			Game: 22-56 39.3%						Deadball			
3FG % 1st Half: 3-11 27.3%			2nd half: 3-7 42.9%			Game: 6-18 33.3%						Rebounds			
FT % 1st Half: 1-2 50.0%			2nd half: 11-12 91.7%			Game: 12-14 85.7%						0.1			

Officials: Denise Brooks, Mark Zentz, Mark Resch
Technical fouls: Saint Mary's-None. Virginia-None.
Attendance: 2950
SMC: Rosenthal fouled out at 7:15 (II)

Score by periods	1st	2nd	Total
Saint Mary's	26	23	49
Virginia	26	36	62

Last FG - SMC 2nd-00:41, VA 2nd-01:21.
Largest lead - SMC by 3 1st-14:45, VA by 13 2nd-15:33.
SMC led for 03:46, VA led for 32:52. Game was tied for 03:22.

Points	In	Off	2nd	Fast	Bench
SMC	26	15	6	0	2
VA	18	22	4	8	11

Score tied - 5 times.
Lead changed - 6 times.

2014-15 VIRGINIA SEASON RESULTS & LEADERS

RECORD:	OVERALL	HOME	AWAY	NEUTRAL
ALL GAMES	8-2	6-0	2-1	0-1
CONFERENCE	0-0	0-0	0-0	0-0
NON-CONFERENCE	8-2	6-0	2-1	0-1

Date	UVa. Rank	Opponent	Score	W/L	Rec.	ACC	Attend.	High Scorer	High Reb.	Opp. High Scr
11/14		OHIO STATE	87-82	W	1-0	0-0	3358	Randolph 25	Imovbioh 24	Mitchell 26
11/16		RADFORD	75-47	W	2-0	0-0	3172	Imovbioh 14	Imovbioh 9	White 14
11/20	NR/RV	at Xavier	71-62	W	3-0	0-0	714	Randolph 26	Imovbioh 13	Gaffney 15
11/23	NR/RV	AUBURN	66-51	W	4-0	0-0	3526	Imovbioh 21	Imovbioh 13	Montgomery 24
11/28	NR/RV	vs Toledo	64-62	L	4-1	0-0	436	Randolph 21	Imovbioh 9	Zanoguera 24
11/30	NR/RV	at FIU	74-61	W	5-1	0-0	305	FR/SI 16	Imovbioh 10	Pound 18
12/03		at Illinois	86-63	L	5-2	0-0	1253	Randolph 16	Moses 13	Grant 16
12/06		DELAWARE ST	100-62	W	6-2	0-0	2998	Venson 22	Barnette 11	Aldridge 17
12/16		LONGWOOD	91-49	W	7-2	0-0	2841	Imovbioh 25	Imovbioh 15	Williams 18
12/19		SAINT MARYS	62-49	W	8-2	0-0	2950	Randolph 20	FR/SI 5	HH/LN 16

2014-15 POINTS-REBS-ASSISTS

OPPONENT	ALLEN	BARNETTE	GARNER	HULAND EL	IMOVBIQH	MASON
OHIO STATE	DNP	0-2-1	DNP	5-1-1	18-24-0	22-0-6
RADFORD	0-0-0	3-4-0	DNP	7-5-1	14-9-0	11-3-5
at Xavier	DNP	0-1-0	DNP	4-2-0	18-13-1	6-2-6
AUBURN	DNP	3-6-2	DNP	2-2-1	21-13-2	8-2-4
vs. Toledo	DNP	0-1-0	DNP	3-2-0	9-9-2	0-3-3
vs. FIU	DNP	0-0-0	DNP	8-3-1	16-10-1	11-0-2
at Illinois	DNP	0-0-0	DNP	3-3-0	10-8-0	6-4-3
DELAWARE ST	2-1-0	9-11-5	DNP	10-3-2	10-9-1	16-3-7
LONGWOOD	0-1-0	2-5-1	DNP	11-2-4	25-15-0	10-3-4
ST. MARY'S	DNP	0-4-0	DNP	5-0-1	6-5-0	7-1-2
HOWARD						
DAVIDSON						
DREXEL						
at VIRGINIA TECH						
WAKE FOREST						
at Syracuse						
BOSTON COLLEGE						
at Louisville						
at Miami						
GEORGIA TECH						
NC STATE						
at Clemson						
at Notre Dame						
DUKE						
FLORIDA ST						
at Pitt						
VIRGINIA TECH						
at UNC						
LOUISVILLE						

OPPONENT	MOSES	RANDOLPH	SUAREZ	UMERI	VENSON
OHIO STATE	4-7-0	25-6-5	0-0-1	2-3-0	11-1-3
RADFORD	7-5-0	11-4-0	6-0-1	4-1-1	12-3-1
at Xavier	8-6-1	26-4-0	2-0-0	2-8-1	5-6-5
AUBURN	3-5-1	18-5-0	1-0-0	0-0-0	10-3-1
vs. Toledo	14-8-0	21-2-2	0-2-1	6-3-1	9-1-4
vs. FIU	7-4-2	16-1-1	0-0-1	4-0-0	12-2-2
at Illinois	5-13-0	16-2-3	2-2-2	10-8-0	11-0-1
DELAWARE ST	6-6-2	15-1-1	4-1-2	6-2-1	22-2-2
LONGWOOD	10-2-3	14-2-1	8-1-1	0-1-0	11-1-4
ST. MARY'S	4-4-0	20-5-4	0-1-0	6-3-2	14-1-4
HOWARD					
DAVIDSON					
DREXEL					
at VIRGINIA TECH					
WAKE FOREST					
at Syracuse					
BOSTON COLLEGE					
at Louisville					
at Miami					
GEORGIA TECH					
NC STATE					
at Clemson					
at Notre Dame					
DUKE					
FLORIDA ST					
at Pitt					
VIRGINIA TECH					
at UNC					
LOUISVILLE					



GAME-BY-GAME STAT COMPARISONS

	Field Goal %		3-Point FG %		Free Throw Pct.		Rebounds	Turnovers
	Virginia	Opponent	Virginia	Opponent	Virginia	Opponent	UVa-Opp	UVa-Opp
OHIO STATE	31-76 (.408)	29-74 (.392)	10-26 (.385)	11-30 (.367)	15-19 (.789)	13-16 (.813)	51-40 (+11)	10-9
RADFORD	30-66 (.455)	16-54 (.296)	2-14 (.143)	1-18 (.056)	13-20 (.650)	14-20 (.700)	38-43 (-5)	5-20
at Xavier	29-62 (.468)	22-62 (.355)	3-7 (.429)	8-25 (.320)	10-12 (.833)	10-13 (.769)	44-33 (+11)	15-13
AUBURN	23-46 (.500)	20-62 (.323)	7-10 (.700)	8-20 (.400)	13-20 (.650)	3-12 (.250)	39-32 (+7)	17-15
vs Toledo	24-60 (.400)	22-46 (.478)	7-20 (.350)	7-22 (.318)	7-11 (.636)	13-19 (.684)	35-30 (+5)	9-12
at FIU	32-62 (.516)	22-46 (.478)	2-10 (.200)	6-11 (.545)	8-11 (.727)	11-15 (.733)	21-36 (-15)	7-25
at Illinois	21-56 (.375)	33-60 (.550)	4-14 (.286)	8-21 (.381)	17-26 (.654)	12-21 (.571)	42-29 (+13)	18-11
DELAWARE ST	38-71 (.535)	21-58 (.362)	8-18 (.444)	6-14 (.429)	16-25 (.640)	14-16 (.875)	45-34 (+11)	8-17
LONGWOOD	38-68 (.559)	18-57 (.316)	2-13 (.154)	7-25 (.280)	13-20 (.650)	6-9 (.667)	38-33 (+5)	6-20
SAINT MARYS	22-56 (.393)	16-46 (.348)	6-18 (.333)	2-10 (.200)	12-14 (.857)	15-21 (.714)	28-38 (-10)	14-23

MISCELLANEOUS STATS

VIRGINIA
OPPONENT

Bench Points	140 (14.0)	160 (16.0)
FG Percentage- Home	182-383 (.475)	120-351 (.341)
FG Percentage- Road	82-180 (.456)	77-168 (.458)
FG Percentage- Neutral	24-60 (.400)	22-46 (.478)
Most Points- Half.	55 (1st vs Delaware St, 12/06)	48 (2nd at Illinois, 12/03)
Fewest Points- Half	22 (1st at Illinois, 12/03)	21 (1st vs Radford, 11/16)
	29 (2nd vs Toledo, 11/28)	
Largest Halftime Lead	30 vs Delaware St	
Largest Halftime Deficit.	16 at Illinois	

VIRGINIA'S RECORD WHEN

Game decided by 10 pts or less.	2-1
Leading at halftime	6-1
Trailing at halftime	1-1
Tied at halftime.	1-0
Went into overtime.	0-0
Leading by 10 or more points	8-1
Shot FG 50% or better.	4-0
Shot FG less than 50%.	4-2
Shot FG less than 40%.	1-1
Shot FG 40% or better	7-1
Holding opponent under 60 pts	4-0
Scoring 30-39 points	0-0
Scoring 40-49 points.	0-0
Scoring 50-59 points.	0-0
Scoring 60-69 points.	2-2
Scoring 70-79 points.	3-0
Scoring 80-89 points.	1-0
Scoring 90-100 points.	2-0
Outrebounding opponent.	5-2
Being outrebounded	3-0
Tied in rebounding	0-0
Have less TOs than opponent	5-1
Committing 15 or less TOs	7-1
Start #1, 12, 20, 21, 42	8-2
Playing a ranked opponent.	0-0
Playing a top-10 ranked opponent	0-0
Playing on television	0-0
Playing on ESPN3/Fox Go only	1-0

SCORING BENCHMARKS
GAMES WITH 20 OR MORE POINTS IN 14-15

Faith Randolph	4
Sarah Imovbioh	2
Breyana Mason	1
Mikayla Venson	1

GAMES WITH 10 OR MORE POINTS IN 14-15

Faith Randolph	10
Sarah Imovbioh	8
Mikayla Venson	8
Breyana Mason	5
Lauren Moses.	2
Aliyah Huland El	2
Sydney Umeri	1

GAMES WITH 10 OR MORE REBOUNDS IN 14-15

Sarah Imovbioh	5
Lauren Moses.	1
Sarah Beth Barnette.	1

DOUBLE DOUBLES IN 14-15

Sarah Imovbioh	5
--------------------------	---

THE LAST TIME

VIRGINIA INDIVIDUALS

- **Had a double-double:** Sarah Imovbioh (25 pts, 15 reb) vs Longwood (12/16/14)
- **Two UVA players with double-doubles in the same game:** at NC State, 02/10/11 (Franklin 18-10, W. Edwards 13-11)
- **Four players in double figures:** vs Longwood 12/16/14 (Imovbioh 25, Randolph 14, Huland El 11, Venson 11, Moses 10, Mason 10)
- **Five players in double figures:** vs Longwood 12/16/14 (Imovbioh 25, Randolph 14, Huland El 11, Venson 11, Moses 10, Mason 10)
- **Six players in double figures:** vs Longwood 12/16/14 (Imovbioh 25, Randolph 14, Huland El 11, Venson 11, Moses 10, Mason 10)
- **Scored 20-24 points:** 20, Randolph vs Saint Marys 12/19/14
- **Scored 25-29 points:** 25, Imovbioh vs Longwood 12/16/14
- **Scored 30-39 points:** 34, Monica Wright vs. Green Bay, 03/21/10
- **Scored 40-49 points:** **48, Mimi Kennedy at North Carolina, 01/15/98
- **A non-starter scored 20 or more points:** 24, Faith Randolph vs North Carolina 02/20/14
- **Two or more Hoos scored 20 or more points in the same game:** vs Ohio State 11/14/14 (Randolph 25, Mason 22)
- **Perfect from the field (5 attempts):** 8-8, Jazmin Pitts vs Radford
- **Perfect at FT line (10 attempts):** 11-11, Monica Wright vs North Carolina, 02/15/10
- **Perfect at FT line (9 attempts):** 9-9, Faith Randolph vs North Carolina (2/20/14)
- **Perfect at FT line (8 attempts):** 8-8, Faith Randolph vs Saint Marys 12/19/14
- **Had 20 Free throw attempts:** **20, Brandi Teamer at Wake Forest, 01/6/05
- **Had 15 rebounds:** 15, Sarah Imovbioh vs Longwood 12/16/14
- **Had 20 rebounds:** 24, Sarah Imovbioh vs Ohio State 11/14/14
- **Had 10 assists:** 11, Sharneé Zoll vs. Georgia Tech, 03/2/08
- **Had 6 steals:** 6, Kelsey Wolfe at Miami, 01/06/13
- **Blocked 5 shots:** 5, Jocelyn Logan-Friend at North Carolina, 02/24/05

VIRGINIA TEAM

- **UVA ranked in AP Top 25:** #22, 11/21/12
- **UVA ranked USA Today Top 25:** #22, 03/8/10
- **Played AP No. 1 team:** #1 Duke, L 79-58, 03/2/07
- **Defeated AP No. 1 team:** #1 Maryland, 75-74, 02/11/92
- **Defeated AP Top 10 team:** #6 Maryland, 86-72, 01/23/14
- **Defeated AP Top 25 team:** #6 Maryland, 86-72, 01/23/14

FIELD GOAL SHOOTING

- **Shot 50 percent:** .559 (38-68) vs Longwood 12/16/14
- **Shot 60 percent:** .623 (33-53) vs Georgia Tech, 03/2/08
- **Shot 70 percent:** **.700 (42-60) at Wake Forest, 01/7/87
- **Made 30-39 field goals:** 38 vs Longwood 12/16/14
- **Made 40-49 field goals:** 42 vs. Wake Forest, 01/7/87
- **Made 50 field goals:** **54 vs. Cleveland State, 11/29/95
- **Attempted 60-69 FG:** 68 vs Longwood, 12/16/14
- **Attempted 70-79 FG:** 71 vs Delaware St, 12/6/14
- **Attempted 80 FG:** 85 at NC State, 02/10/11

THREE-POINT SHOOTING

- **Shot 50 percent:** .700 (7-10) vs Auburn, 11/23/14
- **Shot 60 percent:** .700 (7-10) vs Auburn, 11/23/14
- **Shot 70 percent:** .700 (7-10) vs Auburn, 11/23/14
- **Shot 80 percent:** .857 (6-7) vs St. John's, 03/19/88
- **Made 10 three-pt. field goals:** 10 (of 26) vs Ohio State 11/14/14
- **Attempted 20 three-pt. FG:** 26 (made 10) vs Ohio State 11/14/14

FREE THROW SHOOTING

- **Shot 80 percent:** .857 (12-14) vs Saint Marys 12/19/14
- **Shot 90 percent:** .909 (20-22) vs. Maryland, 01/23/14
- **Shot 100 percent:** 6-6 vs. Duke, 02/8/13
- **Made 20-29 free throws:** 20 vs. Maryland 01/23/14
- **Made 30-39 free throws:** 30 vs. North Carolina, 02/20/14
- **Attempted 30-39 FT:** 38 vs. North Carolina, 02/20/14
- **Attempted 40-49 FT:** 44 vs. Indiana, 11/26/09
- **Attempted 50+ FT:** **54 at Wake Forest, 01/6/05

SCORING

- **Scored 80 points:** 91 vs Longwood 12/16/14
- **Scored 90 points:** 91 vs Longwood 12/16/14
- **Scored 100 points:** 100 vs Delaware St, 12/6/14

REBOUNDING

- **Had 50 rebounds:** 51 vs Ohio State 11/14/14
- **Had 60 rebounds:** 63 at Alabama, 12/21/12
- **Had 70 rebounds:** **77 vs. Rider, 12/19/96

ASSISTS

- **Had 20 assists:** 23 vs Delaware St, 12/6/14
- **Had 30 assists:** **37 vs. Cleveland State, 11/29/95

STEALS

- **Had 15 steals:** 15 vs Longwood 12/16/14
- **Had 20 steals:** 22 vs UMES, 12/17/13
- **Had 25 steals:** 26 vs. Clemson, 02/12/12
- **UVA forced 30 turnovers:** 35 vs. UMES, 12/17/13
- **UVA committed 30 turnovers:** 32 at Alabama, 12/21/12

MISCELLANEOUS

- **UVA in OT:** L, 79-72 vs Tulane, 12/20/13
- **UVA in 2OT:** L, 73-70 at Alabama, 12/21/12
- **UVA in 3OT:** W, 105-100 at North Carolina, 01/15/98
- **UVA shot 60% from the floor in first half:** .600 (15-25) at Florida State, 3/2/14
- **UVA shot 60% from the floor in second half:** .639 (23-36) vs Longwood 12/16/14
- **UVA shot less than 20% from floor first half:** .192 (5-26) at Maryland, 12/06/12
- **UVA shot less than 30% from floor first half:** .265 (9-34) at Duke, 01/16/14
- **UVA shot less than 30% from floor 2nd half:** .289 (11-38) at Florida State, 3/2/14
- **UVA scored less than 15 points in first half:** 13 at Florida State, 01/8/06
- **UVA held opp to less than 15 points first half:** 14 vs. Virginia Tech, 01/03/13
- **UVA held opp to less than 10 points first half:** 6 vs. Norfolk State, 12/28/12
- **UVA held opponent to less than 30 points:** 23 vs. Norfolk State, 12/28/12
- **UVA failed to make at least one three-pointer:** 0-10 vs. Kansas State, 11/29/13

**school record

2014-15 HIGHS/LOWS

VIRGINIA HIGHS

Points	100 vs Delaware State 12/06/14	86 at Illinois 12/03/14
FG Made	38 (2x) last vs Longwood 12/16/14	33 at Illinois 12/03/14
FG Attempts	76 vs Ohio State 11/14/14	74 vs Ohio State 11/14/14
FG %	.559 (38-68) vs Longwood 12/16/14	.550 (33-60) at Illinois 12/03/14
3FG Made	10 vs Ohio State 11/14/14	11 vs Ohio State 11/14/14
3FG Attempts	26 vs Ohio State 11/14/14	30 vs Ohio State 11/14/14
3FG %	.700 (7-10) vs Auburn 11/23/14	.545 (6-11) at FIU 11/30/14
Free Throws Made	17 at Illinois 12/03/14	14 vs Radford 11/16/14
Free Throw Attempts	26 at Illinois 12/03/14	21 at Illinois 12/03/14
Free Throw %	.857 (12-14) vs Saint Marys 12/19/14	.875 (14-16) vs Delaware State 12/06/14
Rebounds	51 vs Ohio State 11/14/14	43 vs Radford 11/16/14
Assists	23 vs Delaware State 12/06/14	17 at Illinois 12/03/14
Steals	15 vs Longwood 12/16/14	8 vs Auburn 11/23/14
Blocked Shots	8 vs Longwood 12/16/14	5 vs Ohio State 11/14/14
Turnovers	18 at Illinois 12/03/14	25 at FIU 11/30/14
Fouls	21 vs Saint Marys 12/19/14	22 vs Radford 11/16/14

OPPONENT HIGHS
VIRGINIA LOWS

Points	62 (2x) last vs St Marys 12/19/14	47 vs Radford 11/16/14
FG Made	21 at Illinois 12/03/14	16 (2x) last vs Saint Marys 12/19/14
FG Attempts	46 vs Auburn 11/23/14	46 vs Saint Marys 12/19/14
FG %	.375 (21-56) at Illinois 12/03/14	.296 (16-54) vs Radford 11/16/14
3FG Made	2 (2x) last vs Longwood 12/16/14	1 vs Radford 11/16/14
3FG Attempts	7 at Xavier 11/20/14	18 vs Radford 11/16/14
3FG %	.143 (2-14) vs Radford 11/16/14	.056 (1-18) vs Radford 11/16/14
Free Throws Made	7 vs Toledo 11/28/14	3 vs Auburn 11/23/14
Free Throw Attempts	11 at FIU 11/30/14	9 vs Longwood 12/16/14
Free Throw %	.636 (7-11) vs Toledo 11/28/14	.250 (3-12) vs Auburn 11/23/14
Rebounds	21 at FIU 11/30/14	29 at Illinois 12/03/14
Assists	9 at Illinois 12/03/14	7 (2x) last vs Saint Marys 12/19/14
Steals	1 vs Toledo 11/28/14	0 vs Radford 11/16/14
Blocked Shots	0 vs Toledo 11/28/14	0 vs Toledo 11/28/14
Turnovers	6 vs Longwood 12/16/14	9 vs Ohio State 11/14/14
Fouls	12 vs Longwood 12/16/14	14 at Xavier 11/20/14

OPPONENT LOWS
VIRGINIA INDIVIDUAL HIGHS

Points	26 Randolph at Xavier 11/20/14	27 Alston vs Ohio State 11/14/14
FG Made	11 Imovbioh vs Longwood 12/16/14	9 (2x) last: Montgomery vs Auburn 11/23/14
FG Attempts	22 Randolph vs Ohio State 11/14/14	27 Mitchell vs Ohio State 11/14/14
FG %	8-10 Venson vs Delaware State 12/06/14	7-9 Grant at Illinois 12/03/14
3FG Made	5 (2x) last Venson vs DSU 12/6/14	6 Montgomery vs Auburn 11/23/14
3FG Attempts	7 (several)	12 Mitchell vs Ohio State 11/14/14
3FG Percentage	5-7 Mason vs Ohio State 11/14/14	4-6 Simmons at Illinois 12/03/14
	5-7 Venson vs Delaware State 12/06/14	
	2-2 Randolph at Xavier 11/20/14	
FT Made	8 Randolph at Xavier 11/20/14	7 Gaffney at Xavier 11/20/14
FT Attempts	11 Imovbioh at Illinois 12/03/14	9 Rasmussen vs Toledo 11/28/14
FT Percentage	8-8 Randolph (2x) last vs SMC	7-8 Gaffney at Radford 11/20/14
		6-6 Zanolguera vs Toledo 11/28/14
Rebounds	24 Imovbioh vs Ohio State 11/14/14	11 Pound at FIU 11/30/14
Assists	7 Mason vs Delaware State 12/06/14	10 Zanolguera vs Toledo 11/23/14
Steals	5 (2x)	3 Crawford at Illinois 12/03/14
Blocked Shots	3 (3x)	3 Hart vs Ohio State 11/14/14
Turnovers	5 Randolph at Illinois 12/03/14	8 Mauldin vs Saint Marys 12/19/14

OPPONENT INDIVIDUAL HIGHS


1
**MIKAYLA
VENSON**


Guard • Freshman
5-7
Arlington, Va.
Yorktown High School


2
**JAE'LISA
ALLEN**


Forward • Freshman
6-2
White Hall High School
Pine Bluff, Ark.


3
**SARAH BETH
BARNETTE**


Forward • Senior
6-2
Lexington Christian Acad./
Univ. of Kentucky
Lexington, Ky.


10
**J'KYRA
BROWN**

Guard • Sophomore
5-11
Rocky Mount High School
Rocky Mount, N.C.


12
**BREYANA
MASON**

Guard • Sophomore
5-8
Forest Park High School
Woodbridge, Va.


13
**TIFFANY
SUAREZ**

Guard • Sophomore
5-11
Our Lady of Lourdes
Miami, Fla.


15
**JARYN
GARNER**

Guard • Junior
5-7
Germantown Academy
Sewell, N.J.


20
**FAITH
RANDOLPH**

Guard • Junior
5-10
Our Lady of Good Counsel
Derwood, Md.


21
**LAUREN
MOSES**

Forward • Freshman
6-2
Mount Holly, N.J.
Rancocas


23
**ALIYAH
HULAND EL**

Guard • Freshman
6-1
Randolph High School
Randolph, N.J.


42
**SARAH
IMOV BIOH**

Forward • Senior
6-2
St. Anne's-Belfield (Va.)
Abuja, Nigeria


44
**SYDNEY
UMERI**

Forward • Sophomore
6-1
The Lovett School
Acworth, Ga.


**JOANNE
BOYLE**

Head Coach
Fourth Season


**KIM
MCNEILL**

Associate Head Coach
Fourth Season


**LA'KESHIA
FRETT MEREDITH**

Assistant Coach
Second Season


**CORY
MCNEILL**

Assistant Coach
Fourth Season


**SARAH
HOLSINGER**

Asst. AD/Operations
Fourth Season