

# VIRGINIA

## 2014 BASEBALL FACT BOOK

### TABLE OF CONTENTS

Rosters .....	2-3
2014 Season Notes .....	4
Davenport Field at the UVa Baseball Stadium .....	5
Head Coach Brian O'Connor .....	6-9
Associate Head Coach Kevin McMullan .....	10-11
Assistant Coach Karl Kuhn .....	12-13
Assistant Coach Matt Kirby/Support Staff .....	14
Player Profiles .....	15-28
2013 Season Review/Statistics .....	29-33
Virginia Baseball History .....	34
NCAA Tournament History .....	35
Year-by-Year Records/UVa Coaching History .....	36
Series Records .....	37
Former Cavaliers in Major League Baseball .....	38
Virginia in the Major League Baseball Draft .....	39
Cavaliers Currently in Professional Baseball .....	40
Single-Game Records .....	41
Single-Season Records .....	42-43
Career Records .....	44-45
Annual Leaders .....	46-47
Single-Season Team Records .....	48
Awards and Honors .....	49-51
Year-by-Year Results .....	52-63
Game-by-Game vs ACC, 2014 Opponents .....	64-69
All-time Letterwinners .....	70-72
University Administration/Senior Staff .....	73-75
Covering the Cavaliers .....	76

### BASEBALL INFORMATION

Head Coach .....	Brian O'Connor (Creighton, '93)
Career/UVa Record .....	461-161-2 (.739) (11th season)
NCAA Appearances .....	2004, '05, '06, '07, '08, '09, '10, '11, '12, '13
Associate Head Coach .....	Kevin McMullan
Assistant Coaches .....	Karl Kuhn, Matt Kirby
Baseball Administration .....	Jason Laws
2013 Record .....	50-12 overall, 22-8 ACC (2nd Coastal)
2013 ACC Tournament .....	2-1
2013 Postseason .....	Charlottesville Regional (3-0)
.....	Charlottesville Super Regional (0-2)
2013 Final Rankings .....	11 (Baseball America, Collegiate Baseball, NCBWA, USA Today)
Letterwinners Returning/Lost .....	22/10
Position Players Returning/Lost .....	12/4
Starting Position Players Returning/Lost .....	8/2
Pitchers Returning/Lost .....	11/4
Newcomers .....	9
Home Facility .....	Davenport Field at Uva Baseball Stadium
Capacity/Surface .....	5,025/Natural Grass
Dimensions .....	332-370-404-370-332

### FACT BOOK CREDITS

The 2014 Virginia Baseball Fact Book was written and edited by Andy Flederjohann with the assistance of Jenna Smoot and Scott Schutte. Cover design by Matt Riley. Interior layout by Andy Flederjohann.

Photos by John Atkins, Jim Capony, Jim Carpenter, Jim Daves, Jim Davidson, Pete Emerson, Tony Farlow, Mike Gentry, Pete LaFleur, Minorwhite Studios, Bruce Newman, Matt Riley, San Francisco Giants, Andrew Shurtleff, Paul Simpson, Kenji Takabayashi, Thomas Wilson, Rodger M. Wood, John Dever/Washington Nationals

### 2014 SCHEDULE

#### FEBRUARY

Fri.	14	vs. Kentucky <sup>1</sup> .....	Noon
Sat.	15	vs. VMI <sup>1</sup> .....	Noon
Sun.	16	at UNC Wilmington <sup>1</sup> .....	2 p.m.
Tue.	18	<b>WILLIAM &amp; MARY</b> .....	3 p.m.
Fri.	21	<b>EAST CAROLINA</b> .....	3 p.m.
Sat.	22	<b>EAST CAROLINA</b> .....	1 p.m.
Sun.	23	<b>EAST CAROLINA</b> .....	1 p.m.
Tue.	25	<b>VMI</b> .....	3 p.m.
Fri.	28	<b>MONMOUTH</b> .....	3 p.m.

#### MARCH

Sat.	1	<b>MONMOUTH</b> .....	1 p.m.
Sun.	2	<b>MONMOUTH</b> .....	1 p.m.
Tue.	4	<b>GEORGE WASHINGTON</b> .....	3 p.m.
Wed.	5	<b>OLD DOMINION</b> .....	3 p.m.
Fri.	7	at Duke* (ESPN3) .....	6 p.m.
Sat.	8	at Duke* (ESPN3) .....	1 p.m.
Sun.	9	at Duke* (ESPN3) .....	1 p.m.
Tue.	11	<b>JAMES MADISON</b> .....	4 p.m.
Fri.	14	<b>BOSTON COLLEGE*</b> .....	5 p.m.
Sat.	15	<b>BOSTON COLLEGE*</b> .....	1 p.m.
Sun.	16	<b>BOSTON COLLEGE*</b> .....	1 p.m.
Tue.	18	<b>RUTGERS</b> .....	4 p.m.
Wed.	19	<b>TOWSON</b> .....	4 p.m.
Sat.	22	at Miami* (ESPN3) .....	7 p.m.
Sun.	23	at Miami* (ESPN3) .....	7 p.m.
Mon.	24	at Miami* (ESPN3) .....	7 p.m.
Wed.	26	<b>LONGWOOD</b> .....	5 p.m.
Fri.	28	<b>VIRGINIA TECH*</b> .....	6 p.m.
Sat.	29	<b>VIRGINIA TECH*</b> .....	1 p.m.
Sun.	30	<b>VIRGINIA TECH*</b> .....	1 p.m.

#### APRIL

Tue.	1	<b>NORFOLK STATE</b> .....	5 p.m.
Fri.	4	at Pittsburgh* (ESPN3) .....	3 p.m.
Sat.	5	at Pittsburgh* (ESPN3) .....	3 p.m.
Sun.	6	at Pittsburgh* (ESPN3) .....	1 p.m.

Tue.	8	at James Madison .....	5 p.m.
Fri.	11	<b>CLEMSON*</b> .....	6 p.m.
Sat.	12	<b>CLEMSON*</b> .....	1 p.m.
Sun.	13	<b>CLEMSON*</b> .....	1 p.m.
Tue.	15	<b>RADFORD</b> .....	6 p.m.
Fri.	18	<b>NORTH CAROLINA*</b> .....	6 p.m.
Sat.	19	<b>NORTH CAROLINA* (RSN)</b> .....	1 p.m.
Sun.	20	<b>NORTH CAROLINA*</b> .....	1 p.m.
Tue.	22	at VCU [at The Diamond] .....	7 p.m.
Wed.	23	<b>RICHMOND</b> .....	6 p.m.
Fri.	25	at Florida State* (ESPN3) .....	6 p.m.
Sat.	26	at Florida State* (ESPN3) .....	6 p.m.
Sun.	27	at Florida State* (ESPN3) .....	1 p.m.
Tue.	29	at Old Dominion [at Harbor Park] .....	7 p.m.

#### MAY

Wed.	7	<b>LIBERTY</b> .....	6 p.m.
Fri.	9	<b>GEORGIA TECH*</b> .....	6 p.m.
Sat.	10	<b>GEORGIA TECH*</b> .....	4 p.m.
Sun.	11	<b>GEORGIA TECH*</b> .....	1 p.m.
Tue.	13	<b>VCU</b> .....	6 p.m.
Thu.	15	at Wake Forest* .....	6 p.m.
Fri.	16	at Wake Forest* .....	6 p.m.
Sat.	17	at Wake Forest* .....	2 p.m.
20-25		ACC Baseball Championship <sup>1</sup> (RSN/ESPN2) .....	TBA
5/30-6/2		NCAA Regionals <sup>2</sup> .....	TBA

#### JUNE

6-9		NCAA Super Regionals <sup>2</sup> .....	TBA
14-25		College World Series <sup>3</sup> (ESPN/ESPN2) .....	TBA

#### Home games in **BOLD**

\*denotes ACC games; all times Eastern

televised/webcast games in parentheses

<sup>1</sup>Hughes Bros. Challenge, Wilmington, N.C.

<sup>2</sup>Newbridge Bank Park, Greensboro, N.C.; <sup>3</sup>Sites TBA

<sup>4</sup>TD Ameritrade Park, Omaha, Neb.

All games can be heard on VirginiaSports.com, with select games airing on WINA 1070-AM

### PROGRAM HISTORY

NCAA Tournament Appearances .....	13
(1972, '85, '96, 2004, '05, '06, '07, '08, '09, '10, '11, '12, '13)	
Last NCAA Regional Appearance ..	Charlottesville Regional (2013)
Last NCAA Super Regional Appearance .....	Charlottesville Super Regional (2013)
ACC Championships .....	4 (1972, '96, '09, '11)
ACC Coastal Division Championships .....	2 (2010, '11)
NCAA Regional Championships .....	4 (2009, '10, '11, '13)
College World Series Appearances .....	2 (2009, '11)

### SOCIAL MEDIA



@UVABaseball



Facebook.com/  
UVABaseball



@VirginiaBaseball

### UNIVERSITY INFORMATION

Location .....	Charlottesville, Va.
Founded .....	by Thomas Jefferson, 1819
Enrollment .....	20,399
President .....	Teresa A. Sullivan
Nicknames .....	Cavaliers, Wahos, 'Hoos
Colors .....	Orange and Blue
Conference .....	Atlantic Coast
Athletics Director .....	Craig Littlepage
Senior Associate AD/SWA .....	Jane Miller
Athletics Department Website .....	VirginiaSports.com

### MEDIA RELATIONS

Assistant AD, Media Relations .....	Jim Daves
Baseball Media Relations Contact .....	Andy Flederjohann
Office Phone/Fax .....	(434) 982-5131/(434) 982-5525
Cell Phone/E-mail .....	(434) 906-0075/fleder@virginia.edu

# 2014 VIRGINIA BASEBALL ROSTER

No.	Name	Pos.	B/T	Ht.	Wt.	Cl.	Hometown/Previous School
2	John La Prise	INF	L/R	6-3	180	So.	Exton, Pa./Devon Prep
3	Tyler Allen	OF	L/R	6-1	190	Fr.	Powhatan, Va./Powhatan
5	Tony Butler	INF	R/R	6-1	185	Fr.	Sun Prairie, Wis./Sun Prairie
6	Cameron Tekker	RHP	R/R	6-3	185	So.	Waxhaw, N.C./Cuthbertson
7	Branden Cogswell	INF	L/R	6-2	180	Jr.	Ballston Lake, N.Y./Shenendehowa
8	Robbie Coman	C/RHP	R/R	6-1	195	So.	Lake Worth, Fla./Park Vista
9	Kenny Towns	INF	R/R	6-0	185	Jr.	Burke, Va./Lake Braddock
10	Brandon Downes	OF/C	R/R	6-3	200	Jr.	South Plainfield, N.J./South Plainfield
13	Alec Bettinger	RHP	R/R	6-2	180	Fr.	Woodbridge, Va./Hylton
16	Robert Bennie	OF/1B	R/R	6-2	210	So.	Stroudsburg, Pa./Stroudsburg
17	Jack Roberts	RHP	R/R	6-4	200	Fr.	Richmond, Va./James River
18	Nate Irving	C	R/R	6-0	230	Jr.	Yonkers, N.Y./Riverdale
19	Nathan Kirby	LHP	L/L	6-2	185	So.	Midlothian, Va./James River
20	Brandon Waddell	LHP	L/L	6-3	180	So.	Houston, Texas/Clear Lake
21	Matt Thaiss	C	L/R	6-0	195	Fr.	Jackson, N.J./Jackson Memorial
22	Daniel Pinero	INF	R/R	6-5	200	Fr.	Toronto, Ontario/Humberside Collegiate
23	Derek Fisher	OF	L/R	6-3	210	Jr.	Rexmont, Pa./Cedar Crest
25	Adam Bleday	LHP	L/L	5-11	170	Fr.	Titusville, Pa./Titusville
27	Josh Sborz	RHP	R/R	6-3	225	So.	McLean, Va./McLean
28	Kevin Doherty	LHP	R/L	6-0	185	So.	Laytonsville, Md./Good Counsel
29	D.J. Hill	1B/OF	R/R	6-0	220	Jr.	Covington, Ga./Newton
30	Connor Jones	RHP	R/R	6-3	200	Fr.	Chesapeake, Va./Great Bridge
31	Joe McCarthy	OF/1B	L/L	6-3	215	So.	Scranton, Pa./Scranton
33	Nick Howard	INF/RHP	R/R	6-4	215	Jr.	Olney, Md./St. John's College HS
34	Artie Lewicki	RHP	R/R	6-3	212	Sr.	Wyckoff, N.J./St. Joseph Regional
35	David Rosenberger	LHP	L/L	6-0	185	So.	Bethlehem, Pa./Allentown Central Catholic
37	Thomas Woodruff	INF	R/R	5-11	175	Jr.	Clifton, Va./Thomas Jefferson
38	Mike Papi	OF/1B	L/R	6-3	210	Jr.	Tunkhannock, Pa./Tunkhannock
39	Austin Young	RHP	R/R	6-4	225	Sr.	Mechanicsville, Va./Atlee
42	Brett Lisle	LHP	L/L	6-9	220	R-So.	Highlands Ranch, Colo./ThunderRidge
43	Ben Carraway	RHP	R/R	6-1	190	Fr.	Canton, Ga./Creekview
47	Whit Mayberry	RHP	R/R	6-1	190	R-Sr.	Alexandria, Va./St. Stephen's and St. Agnes

<b>Head Coach:</b>	26 Brian O'Connor (Creighton '93), 11th season
<b>Associate Head Coach:</b>	44 Kevin McMullan (Indiana-Pa. '90), 11th season
<b>Assistant Coaches:</b>	36 Karl Kuhn (Florida '92), 11th season 1 Matt Kirby (William & Mary '03), third season
<b>Student Assistant:</b>	4 Tyler Cannon, first season
<b>Baseball Administration:</b>	Jason Laws (Murray State '10), second season
<b>Athletic Trainer:</b>	Brian McGuire, 12th season
<b>Director of Video Operations:</b>	Tyler Slate
<b>Managers:</b>	Taylor Myers, Jack Anzilotti, Drew Bonner

## ALPHABETICAL

No.	Name	Pos.
3	Allen, Tyler	OF
16	Bennie, Robert	OF/INF
13	Bettinger, Alec	RHP
25	Bleday, Adam	LHP
5	Butler, Tony	INF
43	Carraway, Ben	RHP
7	Cogswell, Branden	INF
8	Coman, Robbie	C/RHP
28	Doherty, Kevin	LHP
10	Downes, Brandon	OF/C
23	Fisher, Derek	OF
29	Hill, DJ	1B/OF
33	Howard, Nick	INF/RHP
18	Irving, Nate	C
30	Jones, Conner	RHP
19	Kirby, Nathan	LHP
2	La Prise, John	INF
34	Lewicki, Artie	RHP
42	Lisle, Brett	LHP
47	Mayberry, Whit	RHP
31	McCarthy, Joe	OF/1B
38	Papi, Mike	OF/1B
22	Pinero, Daniel	INF
17	Roberts, Jack	RHP
35	Rosenberger, David	LHP
27	Sborz, Josh	RHP
6	Tekker, Cameron	RHP
21	Thaiss, Matt	C
9	Towns, Kenny	INF/C
20	Waddell, Brandon	LHP
37	Woodruff, Thomas	INF
39	Young, Austin	RHP

## PRONUNCIATIONS

Bleday	Bluh-DAY
Carraway	CARE-uh-way
Coman	COE-mun
Downes	Downs
La Prise	La-PREECE
Lewicki	Loo-WICK-ee
Lisle	LIE-uhl
Kuhn	Kyoon
Papi	PAP-ee
Pinero	Pin-AIR-oh
Thaiss	THYCE
Waddell	Wah-DELL

## BREAKDOWN BY STATE/PROVINCE

Colorado	1
Florida	1
Georgia	2
Maryland	2
New Jersey	3
New York	2
North Carolina	1
Ontario	1
Pennsylvania	7
Texas	1
Virginia	10
Wisconsin	1

## BREAKDOWN BY CLASS

True Freshman	9
Sophomore	11
Junior	9
Senior	3



# TV/RADIO ROSTER



**2**  
**JOHN LA PRISE**  
INF • L/R • 6-3 • 180 • So.  
Exton, Pa.



**3**  
**TYLER ALLEN**  
OF • L/R • 6-1 • 190 • Fr.  
Powhatan, Va.



**5**  
**TONY BUTLER**  
INF • R/R • 6-1 • 185 • Fr.  
Sun Prairie, Wis.



**6**  
**CAMERON TEKKEER**  
RHP • R/R • 6-3 • 185 • So.  
Waxhaw, N.C.



**7**  
**BRANDEN COGSWELL**  
INF • L/R • 6-2 • 180 • Jr.  
Ballston Lake, N.Y.



**8**  
**ROBBIE COMAN**  
C/RHP • R/R • 6-1 • 195 • So.  
Lake Worth, Fla.



**9**  
**KENNY TOWNS**  
INF • R/R • 6-0 • 185 • Jr.  
Burke, Va.



**10**  
**BRANDON DOWNES**  
OF/C • R/R • 6-3 • 200 • Jr.  
South Plainfield, N.J.



**13**  
**ALEC BETTINGER**  
RHP • R/R • 6-2 • 180 • Fr.  
Woodbridge, Va.



**16**  
**ROBERT BENNIE**  
OF/1B • R/R • 6-2 • 210 • So.  
Stroudsburg, Pa.



**17**  
**JACK ROBERTS**  
RHP • R/R • 6-4 • 200 • Fr.  
Richmond, Va.



**18**  
**NATE IRVING**  
C • R/R • 6-0 • 230 • Jr.  
Yonkers, N.Y.



**19**  
**NATHAN KIRBY**  
LHP • L/L • 6-2 • 185 • So.  
Midlothian, Va.



**20**  
**BRANDON WADDELL**  
LHP • L/L • 6-3 • 180 • So.  
Houston, Texas



**21**  
**MATT THAISS**  
C • L/R • 6-0 • 195 • Fr.  
Jackson, N.J.



**22**  
**DANIEL PINERO**  
INF • R/R • 6-5 • 200 • Fr.  
Toronto, Ontario



**23**  
**DEREK FISHER**  
OF • L/R • 6-3 • 210 • Jr.  
Rexmont, Pa.



**25**  
**ADAM BLEDAY**  
LHP • L/L • 5-11 • 170 • Fr.  
Titusville, Pa.



**27**  
**JOSH SBORZ**  
RHP • R/R • 6-3 • 225 • So.  
McLean, Va.



**28**  
**KEVIN DOHERTY**  
LHP • R/L • 6-0 • 185 • So.  
Laytonsville, Md.



**29**  
**DJ HILL**  
1B/OF • L/R • 6-0 • 220 • Jr.  
Covington, Ga.



**30**  
**CONNOR JONES**  
RHP • R/R • 6-3 • 200 • Fr.  
Chesapeake, Va.



**31**  
**JOE MCCARTHY**  
OF/1B • L/L • 6-3 • 215 • So.  
Scranton, Pa./Scranton



**33**  
**NICK HOWARD**  
INF/RHP • R/R • 6-4 • 215 • Jr.  
Olney, Md.



**34**  
**ARTIE LEWICKI**  
RHP • R/R • 6-3 • 212 • Sr.  
Wyckoff, N.J.



**35**  
**DAVID ROSENBERGER**  
LHP • L/L • 6-0 • 185 • So.  
Bethlehem, Pa.



**37**  
**THOMAS WOODRUFF**  
INF • R/R • 5-11 • 175 • Jr.  
Clifton, Va.



**38**  
**MIKE PAPI**  
OF/1B • L/R • 6-3 • 210 • Jr.  
Tunkhannock, Pa.



**39**  
**AUSTIN YOUNG**  
RHP • R/R • 6-4 • 225 • Fr.  
Mechanicsville, Va.



**42**  
**BRETT LISLE**  
LHP • L/L • 6-9 • 220 • R-So.  
Highlands Ranch, Colo.



**43**  
**BEN CARRAWAY**  
RHP • R/R • 6-1 • 190 • Fr.  
Canton, Ga.



**47**  
**WHIT MAYBERRY**  
RHP • R/R • 6-1 • 190 • R-Sr.  
Alexandria, Va.



**26**  
**BRIAN O'CONNOR**  
Head Coach  
11th Season



**44**  
**KEVIN MCMULLAN**  
Associate Head Coach  
11th Season



**36**  
**KARL KUHN**  
Assistant Coach  
11th Season



**1**  
**MATT KIRBY**  
Assistant Coach  
Third Season



**4**  
**TYLER CANNON**  
Student Assistant  
First Season



**JASON LAWS**  
Baseball Administration  
Second Season



**TYLER SLATE**  
Dir. of Video Operations  
Third Season



**BRIAN MCGUIRE**  
Athletic Trainer  
12th Season

# 2014 SEASON NOTES

## DEPTH THROUGHOUT ROSTER

This is one of Brian O'Connor's deepest teams in his 11 seasons as Virginia's head coach. Twenty-two letterwinners, including eight position starters, return to form one of the most experienced and versatile rosters in the nation.

Starting pitchers **Brandon Waddell** and **Nick Howard** also return after comprising two-thirds of the UVa weekend rotation last year. Eight members of a stout bullpen are back in the mix as well.

Virginia also welcomes in a freshman class of nine players ranked as the 14th-best nationally by Baseball America.

## OUTFIELD RETURNS IN TACT

Virginia returns its four starting outfielders from 2013 – **Brandon Downes**, **Derek Fisher**, **Joe McCarthy** and **Mike Papi**. All four started at least 47 games last season. Downes, Fisher and Papi all are preseason All-Americans in 2014.

Papi was a First-Team All-American last year after winning the ACC batting crown with a .381 average.

McCarthy (.336 BA, 4 HR, 51 RBI) was the 2013 ACC Freshman of the Year and earned Freshman All-America honors last year. He and Papi each are options at first base in place of Jared King, who graduated last year.

Downes recorded team highs in hits (80), doubles (20), home runs (10) and RBI (59) while batting cleanup and patrolling center field.

Fisher batted .293 while swatting seven homers and driving in 48 runs last year.

Sophomore Robert Bennie played in 13 games in his first year and joins freshman **Tyler Allen** and junior **D.J. Hill** as further outfield options.

## INFIELD PIECES BACK, BUT WHERE DO THEY FIT?

Virginia returns the left side of its infield with shortstop **Branden Cogswell** and third basemen **Nick Howard** and **Kenny Towns**, but must replace the right side of first baseman Jared King and second baseman Reed Gragnani.

Cogswell could see time at shortstop or second base, while Howard and Towns also could play at first base. **John La Prise** saw limited action as a freshman, but is coming off a terrific summer in which he won the batting title and hit .407 in the Northwoods Summer League.

A pair of talented freshmen also are aiming to work their way into the lineup – **Daniel Pinero** at shortstop and **Tony Butler** at second or third. Junior **Thomas Woodruff** also gives the Cavaliers depth across the infield.

## OPTIONS BEHIND PLATE

Virginia enters the season with three strong catchers at its disposal. Two-year starter **Nate Irving** returns with 105 career starts under his belt. **Robbie Coman** played in nine games during an injury-plagued freshman year but is expected to be a big contributor in 2014.

Freshman **Matt Thaiss** was the team's top hitter during the fall season, showing an advanced approach from the left side of the plate.

## GRINDING OUT AT BATS

Virginia boasted one of the nation's top offenses last year, with much of that coming because of its patient approach at the plate.

Three Cavaliers ranked among the top 50 nationally in on base percentage last year – Mike Papi (second, .517), Joe McCarthy (37th (.469) and Branden Cogswell (46th, .464).

UVa owned a .408 team on base percentage last year.

## NO FREE 90s

Virginia prides itself on not giving easy passes to potential baserunners, and that was never more evident than in 2013.

UVa pitchers ranked sixth nationally in fewest walks per nine innings (2.36) and were second to Cal State Fullerton in strikeout-to-walk ratio (3.38).

The Cavaliers also hit the fourth-fewest batters of any team in the country, plunking just 29 batters in 62 games.

## VETERANS COMPRISE BULK OF PITCHING STAFF

Virginia returns 11 pitchers from its 2013 roster, including eight who pitched at least 30 innings in the 2012 or 2013 seasons.

UVa brings back a pair of weekend starters, **Brandon Waddell** and **Nick Howard**. Primarily UVa's Friday starter in 2013, Waddell went 6-3 with a 3.96 ERA in 88 2/3 innings. While balancing his time at third base, Howard also was the Cavaliers' main Sunday starter and went 6-4 with a 3.38 ERA in 61 1/3 innings.

Six key members of the bullpen also are back. Sophomore **Josh Sborz** worked 50 innings last year with a 1.98 ERA as a reliever and starter, and could see time in either role again this year.

A trio of seniors, **Whit Mayberry**, **Austin Young** and **Artie Lewicki**, give UVa valuable experience and depth. Mayberry (4-0, 2.45, 51 1/3 IP) and Young (5-0, 2.25, 32 IP) were two of the Cavaliers' primary relievers in 2013. Lewicki was limited to two games in 2013 after rehabbing from offseason elbow surgery but was UVa's top pitcher at the end of 2012 and is expected to play a large role this year.

Left-handers **Nathan Kirby** and **David Rosenberger** also are back for their sophomore seasons. Kirby (4-1, 6.06, 32 2/3 IP) is expected to vie for a rotation slot, while Rosenberger (3-0, 1.38, 32 2/3 IP) will be a mainstay out of the bullpen.

**Kevin Doherty**, **Cameron Tekker** and **Brett Lisle** all showed improvement during the fall season and also could contribute innings.

## FRESHMAN PITCHERS WILL CHALLENGE FOR INNINGS

A talented crop of freshman pitchers give Virginia a wealth of options and depth on the mound. Virginia's reigning state player of the year, **Connor Jones**, could be an immediate factor in a starting or relief role, as could fellow right-hander **Jack Roberts**.

**Alec Bettinger** and **Ben Carraway** each are right-handed options for the Cavaliers, while **Adam Bleday** provides UVa with another left-handed possibility.

## PRESEASON NO. 1

For the first time in program history, Virginia was ranked No. 1 in the preseason by Baseball America and Perfect Game. UVa's previous best preseason ranking was No. 2 prior to the 2010 season.

UVa earned No. 1 rankings during the 2010 and 2011 seasons.

Five Cavaliers earned preseason All-America honors from at least one media outlet – Cogswell, Downes, Fisher, Howard and Papi.

## O'CONNOR THIRD AMONG ACTIVE COACHES IN WIN PCT, 13TH ALL-TIME

Virginia head coach **Brian O'Connor** is 411-149-2 (.734) in nine seasons at the helm of the Cavaliers. O'Connor's 73.4 percent winning percentage ranks third among active Division I head coaches behind only North Carolina's Mike Fox (.747), Florida State's Mike Martin (.743).

O'Connor also ranks 13th all-time in career winning percentage among all coaches with at least 10 years of head coaching experience.

## MOST WINS SINCE 2009

With 245 victories since the start of the 2009 season, Virginia owns the most wins of any team in the nation in that span.

The Cavaliers have won 50 games or more three times in the last four seasons.

## RECORD DEMAND AND SEASON TICKET SALES

Virginia has sold a record number of season tickets as it enters the 2014 campaign, continuing the trend of Cavalier fans making Davenport Field a primary spring destination.

More than 110,000 fans have attended Virginia games each of the past four seasons as UVa has ranked among the top 20 programs nationally in attendance each of the last three years.

UVa ranked 11th nationally in total attendance (124,374) and 16th in average attendance (3,189) last year.

Davenport Field will seat 5,025 per game this year, slightly up this year after the addition of The Clubhouse, a reserved club in left-center field. The entire reserved section in the grandstand is sold out again this year.





## DAVENPORT FIELD AT THE UVA BASEBALL STADIUM

- Bermuda grass playing surface – known as Ted Davenport Field – was dedicated April 13, 2002, against Wake Forest in honor of Thomas “Ted” Edward Davenport, former Executive Director and Secretary/Treasurer of Virginia Student Aid Foundation
- Field was named for Davenport to recognize his dedication to student-athletes and leadership role in fundraising
- Virginia has drawn 539,442 fans since 2009, including more than 110,000 fans in each of the last four seasons. UVA averaged a program-record 3,298 spectators per game in 2011 and has ranked in the top 20 nationally in attendance each of the last four years
- It provides one of the best home-field advantages in college baseball: UVA is 301-62 (.829) at home since 2004
- Played host to seven NCAA Regionals (2004, 2006, 2007, 2010, 2011, 2012, 2013) and three NCAA Super Regionals (2010, 2011, 2013)
- New \$1 million playing surface was installed during the summer of 2012, featuring a new irrigation/drainage system, sand-based field, FieldTurf collar behind home plate and synthetic warning track in foul territory
- With the addition of 939 new chairback seats in the grandstand prior to the 2013 season, Davenport Field features a total of 1,419 chairbacks
- The stadium now seats 5,025 (fourth largest in ACC) and includes canopied grandstand with chairback seats, bleacher seats down the right-field line and in the outfield, grass hillside seating down the left-field line and seven suites for lease by fans and corporate sponsors
- A new video board was unveiled for the 2013 season
- A \$5 million renovation was completed in 2010, bringing a new clubhouse, opponent and umpire locker rooms, meeting, video and training rooms and hall of fame room as well as renovated indoor batting cages and a spacious weight room
- Spacious home clubhouse was refurbished in 2010 and includes full-size wooden lockers, lounge area, team meeting and video rooms and kitchen as well as expanded training room and coaches’ locker room/lounge
- Stadium underwent complete overhaul after the 2001 season, making it a premier college facility

### CLUBHOUSE/FACILITY AMENITIES

- The spacious UVA clubhouse features full-size wooden lockers, spacious showers, flat-screen HD televisions and surround sound audio system
- The home clubhouse also houses new and larger areas for the training room and coaches’ locker room
- The stadium addition brought team meeting and video rooms as well as a Hall of Fame area

### DAVENPORT FIELD FACTS AND FIGURES

**Seating Capacity:** 5,025

**Field Dimensions:** 332-370-404-370-332

**Outfield Wall Height:** 6 feet in left and right field; 8 feet from left to right center; 32 feet in center field

**Largest Single-Game Attendance:** 5,074 vs. UNC (April 14, 2012)

**Largest 3-Game Series Attendance:** 13,890 vs. FSU (April 20-21, 2013)

**Largest Season Attendance Average:** 3,298 (125,355 total), 2011

**Largest Season Attendance Total:** 125,959, 2010 (41 games)

**Total Attendance:** 842,345 (12 seasons)

**Virginia’s Overall Record in Facility:** 325-98 (.768)

**Virginia’s ACC Record in Facility:** 103-49 (.677)

**Virginia’s Record vs. State Opponents in Facility:** 72-12 (.857)

**First Game:** Feb. 16, 2002, vs. Bucknell

**First Night Game:** March 29, 2002, vs. North Carolina

**First Virginia Win:** Feb. 16, 2002, vs. Bucknell (10-3)

**First Virginia Loss:** Feb. 26, 2002, vs. VCU (13-7)

**First ACC Win:** March 15, 2002, vs. Florida State (11-10)

**First Win Over Ranked Team:** March 15, 2002, vs. No. 1 FSU (11-10)

### ATTENDANCE AT DAVENPORT FIELD

Year	Total Att.	Avg. Att.	Dates
2002	15,802	632	25
2003	16,298	582	28
2004	45,000	1,363	33
2005	41,100	1,141	36
2006	57,685	1,559	37
2007	65,661	1,774	37
2008	61,282	1,571	39
2009	51,473	1,513	34
2010	125,959	3,148	40
2011	125,355	3,298	38
2012	112,281	3,208	35
2013	124,374	3,189	39
<b>12 years</b>	<b>842,270</b>	<b>2000.6</b>	<b>421</b>

- The climate-controlled indoor hitting and pitching facility includes space for three full-length batting cages and additional area for hitting drills as well as a regulation clay pitching mound
- Players can lift in the new Davenport Field weight room with the latest equipment and cardiovascular technology
- The 10,000-square foot academic center in John Paul Jones Arena features a large computer area, writing center and study space, including six private tutor rooms and 23 individual study carrels for all Virginia student-athletes to use
- Cavalier baseball players utilize an athletes-only dining facility in John Paul Jones Arena with a serving and dining area of more than 7,900-square feet and seating capacity of 325



HEAD COACH

# BRIAN O'CONNOR

Coming off another postseason appearance as head coach of the Virginia baseball program, four-time ACC Coach of the Year and two-time national coach of the year Brian O'Connor continues to lead Virginia to unparalleled levels of success. Now in his 11th season as head coach of the Cavaliers, O'Connor has built his program into a powerhouse and turned Virginia Baseball into a national brand.

Virginia advanced to its first College World Series in 2009, setting off a remarkable stretch as UVa has recorded 245 wins in the last five years - the most victories of any Division I program during that time.

In this period UVa has made two trips to the College World Series and won four NCAA Regional championships, two ACC tournament titles and two ACC Coastal Division crowns. The Cavaliers are one of three teams nationally to play host to NCAA Regionals each of the last four years, racking up three 50-win seasons and spending two stints atop the national polls since 2010.

Record crowds have flocked to UVa's Davenport Field, prompting several stadium expansions to push the stadium seating capacity to 5,000 in order to meet the rapidly increasing demand. Virginia has ranked among the top 20 nationally in attendance in each of the last four seasons, with more than 110,000 fans crossing through the Davenport Field turnstiles each year.

O'Connor enters the 2014 season with a career record of 461-161-2 and a 188-99-1 (.655) record in ACC play after guiding Virginia to its 10th-consecutive NCAA regional appearance in 2012. He boasts the third-highest career winning percentage (.740) among active Division I head coaches and ranks 13th in career winning percentage all-time among all Division I head coaches with at least 10 years of experience.

Virginia is one of just eight programs in the nation to earn a berth in the NCAA tournament in each of the last 10 seasons. This success has led to record crowds, excitement and national exposure for Virginia baseball.

O'Connor boasts the third-highest winning percentage of current head coaches (74.0 percent). The 2009 NCBWA and CollegeBaseballInsider.com National Coach of the Year, O'Connor is the second fastest ACC coach to reach 400 career wins. His UVa teams have racked up eight 40-win seasons (39 wins in the other two years) and played host to seven NCAA regionals and three NCAA super regionals.

In addition to earning National Coach of the Year honors in 2009, O'Connor also was named the 2006 College Baseball Foundation Coach of the Year. He is a two-time recipient of ABCA Atlantic Region Coach of the Year laurels (2004, 2009) and four-time ACC Coach of the Year honoree (2004, 2010, 2011, 2013).

Fifty-one of O'Connor's Virginia players have been selected in the

Major League Baseball First-Year Player Draft, including a school-record nine in 2010 and eight more in 2011. Left-handed pitcher Danny Hultzen was taken second overall in the 2011 MLB Draft by the Seattle Mariners, marking UVa's highest draft pick ever.

Nine former Cavaliers have reached the major leagues after playing for O'Connor, highlighted by Washington Nationals' all-star and Gold Glove third baseman Ryan Zimmerman. Mark Reynolds (Cleveland), Joe Koshansky (Colorado), Brandon Guyer (Tampa Bay), Michael Schwimer (Toronto), Mike Ballard (Baltimore), Sean Doolittle (Oakland), David Adams (Cleveland) and Phil Gosselin (Atlanta) also have made it to baseball's highest level after playing under O'Connor while at UVa.

In 2005 Zimmerman went on to make one of the quickest jumps ever to the major leagues - two months - and in 2009 became the first former Cavalier to play in the MLB All-Star Game. Reynolds and Koshansky each earned their big league debuts in 2007, while Guyer reached baseball's top level in 2011 with Tampa Bay, as did Schwimer (2005-08) with the Philadelphia Phillies and Ballard (2003-06) with the Baltimore Orioles. Doolittle made his first MLB appearance in June 2012, while Adams made his debut in 2013 in Yankee Stadium.

Forty-six Virginia players have nabbed All-ACC honors under O'Connor, including a league-high 28 over the last five seasons. Joe Koshansky (2004) and Sean Doolittle (2006) each have been named ACC Player of the Year, while Danny Hultzen earned ACC Pitcher of the Year honors in 2010 and 2011, becoming the first player to win the



@UVACoachOConnor

## Winning Percentage

(Active Head Coaches)

1. Mike Fox, North Carolina ..... .747
2. Mike Martin, Florida State .... .743
3. Brian O'Connor, Virginia ... .740
4. Wayne Graham, Rice..... .714
5. Jim Morris, Miami..... .694

## Wins Since 2009

1. Virginia ..... 245
2. North Carolina.....242
3. South Carolina .....241
4. LSU .....237
5. Florida State.....236

## Schools to Reach Last 10 NCAA Tournaments

Arkansas  
Cal State Fullerton  
Florida State  
Miami (Fla.)  
North Carolina  
Rice  
South Carolina  
Virginia



award in multiple seasons. In 2009 Hultzen was tabbed ACC Freshman of the Year - also a first in Virginia history - while Joe McCarthy earned the award in 2013.

During O'Connor's tenure, Virginia players have garnered 15 All-America honors, including Hultzen, who was a three-time First-Team All-American, and Doolittle, a two-time All-American. In addition, 12 Cavaliers have claimed Freshman All-America distinction.

Zimmerman, Doolittle, Thompson and Branden Kline each played on USA Baseball national teams. Zimmerman led the U.S. to the gold medal at the World University Games in 2004, and Doolittle helped the Americans to a gold medal in 2006. Thompson notched a silver medal with Team USA at the 2007 Pan American Games. Kline was a member of the 2011 Collegiate National Team.

Virginia also has succeeded in the classroom. In 2011 the UVa baseball program earned a public recognition award from the NCAA for its multi-year Academic Progress Rate scores. The APR provides a clear picture of the academic culture in each sport. Hultzen was a Capital One First-Team Academic All-American in 2011, while Tyler Wilson was the winner of the esteemed Lowe's Senior CLASS Award for Baseball.

O'Connor stresses the importance of pitching, defense and fundamentals. UVa teams have thrived in the pitching game, with the Cavaliers posting the lowest ERA in the country since 2005 (3.14). Virginia has ranked in the top 20 in the country in ERA in eight of O'Connor's 10 seasons, including the 2011 season when Virginia posted a 2.24 team ERA, which was the lowest in the nation. UVa also boasted No. 3 national ERA rankings in 2005, 2006, 2007 and 2009.

Defensively, the Cavaliers also have shined under O'Connor. UVa owns the highest fielding percentage in the ACC since his arrival in 2004 (.972). Seven of the 10 teams have ranked among the nation's top 40 in fielding percentage. The 2010 and 2011 teams each set program records in fielding percentage, with a .977 (2010) and .978 (2011) marks. Both ranked seventh nationally.

Virginia's success has spilled over into the community as attendance records have been shattered while the program experiences an unparalleled wave of enthusiasm. While attendance steadily improved during O'Connor's first six years, it has skyrocketed the past three seasons. Over 110,000 fans filed came to Davenport Field in each of the last three seasons as UVa ranked among the nation's top 20 in attendance each year. Virginia has added bleacher seats to Davenport Field on four separate occasions since 2010.

UVa has ranked among the top 40 in the nation in total home attendance and average home attendance in all 10 years of O'Connor's tenure. Virginia finished a multi-million dollar stadium renovation in the spring of 2010, pushing Davenport Field among the elite in college baseball facilities.

The Cavaliers also have become a fixture in the national polls, highlighted by UVa's first-ever No. 1 ranking in 2010. Virginia was ranked

## VIRGINIA COACHING HIGHLIGHTS

- 2009 National Coach of the Year (ABCA, CBI)
- 2006 College Baseball Foundation National Coach of the Year
- Ranks 13th in career winning percentage in NCAA history
- Four-time ACC Coach of the Year (2004, '10, '11, '12)
- 2009 and 2011 College World Series Participants and ACC Champions
- 10 straight NCAA Regional appearances, hosting seven in Charlottesville
- National seed in NCAA Tournament three times (No. 5 in 2010, No. 1 in 2011, No. 6 in 2013)
- No. 1 NCAA Regional seed seven times
- Four NCAA Regional and two Super Regional championships
- ACC regular-season champions in 2010 and 2011
- Eight 40-win seasons (39 wins in 2008 and 2012)
- 461 wins in eight years at UVa (average of 46.1 per season), including NCAA-best 56 wins in 2011
- 301-62 home record, including school-record 35 wins in 2011 and 2013
- Seven top-three finishes in one of the nation's toughest conferences
- 46 All-ACC selections, including two ACC Players of the Year and two ACC Pitchers of the Year
- 15 All-America selections; 12 Freshman All-Americans
- 51 players selected in the MLB Draft
- UVa has seen a six-fold increase in home attendance since O'Connor's arrival: UVa has drawn more than 110,000 fans each of the last four years (3,298 per game in 2011)

### O'CONNOR'S MILESTONE WINS

No.	Date	Opponent	Score
1	Feb. 13, 2004	at N. Carolina A&T	10-7
100	March 12, 2006	at Georgia Tech	6-3
200	March 30, 2008	vs. Virginia Tech	2-1
300	April 27, 2010	vs. Coastal Carolina	6-3
400	April 26, 2012	at VCU	7-5

No. 1 by Baseball America for 12 weeks during the 2010 season and sat atop the polls for a dozen more weeks in 2011.

### YEAR-BY-YEAR

Virginia posted its third 50-win season in five years in 2013, going 50-12 while playing host to an NCAA regional and super regional. UVa led the ACC in batting (.314) and ranked second nationally in runs (489) and third in scoring (7.9). Mike Papi was named a First-Team All-American while becoming UVa's first ACC batting champion since 1981. Kyle Crockett was tabbed a Third-Team All-American and finished his career with the second-lowest ERA in UVa history (1.98). Outfielder Joe McCarthy posted the highest batting average for a UVa freshman in 29 years and was tabbed the ACC Freshman of the Year and a Freshman All-American; he also was one of a league-high six Cavaliers on the All-ACC Team.

UVa played host to its sixth regional in nine years in 2012 while going 39-19-1 and earning a second-place finish in the ACC Coastal Division. Branden Kline, Justin Thompson and Keith Werman each were named to the All-ACC team, while Derek Fisher was a unanimous selection as a freshman All-American. UVa sold a record number of season tickets prior to the season.

Virginia had its most prolific season in 2011, setting a program record with 56 victories, earning the No. 1 national seed in the NCAA Tournament and advancing to its second College World Series while winning ACC Tournament and Coastal Division championships. UVa went 56-12 and won its third straight NCAA regional title before taking the super regional against UC Irvine after a dramatic ninth-inning rally in Game 3. The Cavaliers then posted two wins at the CWS before eventual national champion South Carolina eliminated UVa in a 13-inning contest.

While UVa's pitching staff ranked first nationally in ERA, the Cavaliers also set a school record with a .978 fielding percentage and ranked among the top 20 nationally in batting. Seven Cavaliers were named All-ACC, with four claiming All-America honors - Hultzen, Kline, John Hicks and Will Roberts. The fan base continued to rally around the team as UVa averaged a program-best 3,298 fans per game (125,355 total).

In 2010, the Cavaliers posted a 51-14 record, setting a then-school record for wins in a season as well as ACC wins in a year (23). Record crowds packed Davenport Field, leading to seating expansions on three separate occasions. Virginia averaged 3,148 fans per

game, shattering the previous record by nearly 1,400 fans per game.

Virginia also earned its first-ever No. 1 national ranking in 2010 and held that distinction for 12 weeks during the season. The Cavaliers were a national seed in the NCAA tournament for the first time, with a No. 5 seed. UVa led the conference in batting (.331) for the second straight year and set school records in runs (525), doubles (160), triples (32) and total bases (1166). The Cavaliers also finished seventh nationally in fielding percentage with a then-school record mark of .977. In addition, a record seven Cavaliers were named to the All-ACC team, while Kevin Arico, Hultzen and Phil Gosselin also earned All-America honors.

In 2009, O'Connor guided Virginia to the program's first College

World Series berth while capturing the school's third ACC championship and first regional and super regional crowns on the road to Omaha. Despite featuring a team with 23 underclassmen, the Cavaliers set 11 team records, including hits (767), runs (507) and strikeouts (593), while posting a 49-15-1 mark. Five players earned first-team All-ACC honors, with Hultzen and Parker each gleaning All-America laurels.

After a strong regular season, Virginia caught fire in the postseason, winning the ACC Baseball Championship with victories over Clemson, North Carolina, Duke and Florida State in consecutive days. UVa then traveled to the NCAA Irvine Regional and impressively topped San Diego State and soon-to-be MLB No. 1 draft pick Stephen Strasburg before shutting down top-ranked UC Irvine twice on its home field to win the regional crown. The next week, the Cavaliers rebounded from an opening-game loss to Ole Miss to win the final two contests of the NCAA Oxford Super Regional in front of hostile crowds to take the super regional title and earn a berth in the College World Series at Rosenblatt Stadium.

While UVa advanced to the College World Series for the first time in 2009, the process of reaching Omaha started six years prior. O'Connor was named the head baseball coach at Virginia on July 8, 2003, and he and his staff wasted no time in propelling the program to new heights.

In O'Connor's first season as head coach, the Cavaliers recorded a 44-15 overall record, 18-6 mark in the ACC and second-place ACC finish. The 18 wins were the most ever by a Cavalier team in league play at the time, and for the first time in school history, Virginia played host to an NCAA regional. Virginia swept five three-game series over conference foes, including a three-game sweep over Georgia Tech in Atlanta for the first time in school history. The Cavaliers also swept Clemson in three games for the first time since 1972.

UVa racked up another 40-win season in 2005, going 41-20 overall and 14-14 in the ACC. As the No. 7 seed in the ACC tournament, the Cavaliers went to the championship by knocking off three ranked opponents, including two wins over Clemson and a triumph over NC State. UVa posted nine wins over ranked opponents, including a three-game sweep of No. 4 Georgia Tech, which was UVa's second straight regular-season sweep of the Yellow Jackets. The Cavaliers led the ACC in team ERA (2.74) for the second straight year.

O'Connor's 2006 squad set a then-school record with 47 wins on its way to a 47-15 mark, including 21 conference wins. UVa finished third overall in the ACC and just one game behind division champion North Carolina while playing host to an NCAA Regional. Four players were named All-ACC, led by Doolittle, who was the ACC Player of the Year. Four Cavalier freshmen were named Freshman All-Americans, tied for the most in the nation.

In 2007, Virginia boasted a 45-16 record and 19-9 mark in the ACC en route to a



## BRIAN O'CONNOR

- **Born:** April 21, 1971, in Omaha, Neb.
- **High School:** 1989 graduate of Saint Albert HS in Council Bluffs, Iowa
- **College:** Bachelor's degree in marketing from Creighton University in 1993
- **Coaching Career:** Assistant Coach at Creighton (1993-94), Assistant Coach at Notre Dame (1994-2001), Associate Head Coach at Notre Dame (2001-03). Head Coach at Virginia (2004-present)
- **Personal:** Married to the former Cindy Petratis of Council Bluffs, Iowa. The couple has two daughters, Ellie and Maggie, and a son, Dillon.

second-place finish in the ACC Coastal Division. The Cavaliers played host to an NCAA Regional and bowed out in the championship to eventual national champion Oregon State. Five Cavaliers earned All-ACC honors, while Jacob Thompson was a consensus first-team All-American and Doolittle earned second-team All-America laurels. UVa led the league and was third in the nation in ERA (2.81), led by Thompson with a league-best 1.50 mark. The Cavaliers also posted series wins at then No. 1-North Carolina and Clemson - UVa's first series win ever at Clemson.

In 2008, Virginia reached the ACC Championship game and earned an NCAA Regional bid. The Cavaliers went 39-23 overall and 15-15 in the ACC, and steadily improved throughout the season, catching fire in the ACC Base-

ball Championship, where they defeated No. 1 North Carolina and No. 4 Florida State in successive games. Michael Schwimer earned All-America honors, while Greg Miclat and Pat McAnaney nabbed all-conference laurels.

### PRIOR TO VIRGINIA

O'Connor brought a wealth of baseball experience to Charlottesville when he arrived. He came to Virginia after spending nine seasons at Notre Dame (1995-2003) under current LSU coach Paul Mainieri, for whom he served as an assistant coach from 1995-2001 before earning a promotion to associate head coach in 2001. O'Connor was named the 2001 National Assistant Coach of the Year by the American Baseball Coaches Association and Baseball America and was AFLAC National Assistant Coach of the Year in 2003.

While at Notre Dame, O'Connor worked with the Fighting Irish pitchers and served as the program's recruiting coordinator. As Notre Dame's recruiting coordinator, he led the effort that landed a nine-member group ranked as the No. 1 recruiting class in the country in 2001, as well as the sixth-ranked recruiting class in 2003 according to Baseball America.

During O'Connor's nine years at Notre Dame, the Irish compiled an overall record of 399-160-1 (.713), won six conference championships and made six trips to the NCAA Tournament. His last three Notre Dame teams were among the most successful in the school's history. The Irish compiled an overall record of 45-18 in 2003, won the Big East Conference Championship and advanced to the NCAA tournament. In 2002, Notre Dame had an overall record of 50-18, won the Big East Championship and advanced to the College World Series. The 2001 Irish team was 49-13-1, ranked No. 1 in the nation at midseason and played in the NCAA tournament.

O'Connor, who pitched on Creighton's 1991 College World Series team, tutored 17 eventual professional baseball pitchers, including 13 Major League Draft selections, at Notre Dame. He has a proven track record of developing pitchers into top-level prospects, including a pair of first-round selections - Brad Lidge in 1998 and Aaron Heilman in 2001 - who weren't drafted in the first 40 rounds coming out of high school (Lidge was a 42nd-round pick, Heilman a 55th-rounder).

### PERSONAL

A native of Council Bluffs, Iowa, O'Connor is a 1993 graduate of Creighton University. As a pitcher on the Creighton baseball team under then-CU head coach and former Chicago Cubs general manager Jim Hendry, O'Connor posted a career record of 20-13 with seven saves and a 3.78 ERA. After graduating with a bachelor's degree in marketing, O'Connor was selected in the 29th round of the Major League Baseball draft by the Philadelphia Phillies. He notched a 4-2 record with a 4.03 ERA for Martinsville (Va.) of the Appalachian Class-A League in 1993 before accepting a position as pitching coach at Creighton.

O'Connor is married to the former Cindy Petratis. The couple has three children - two daughters, Ellie and Maggie, and a son, Dillon.



# BRIAN O'CONNOR BY THE NUMBERS



## CAREER RECORD

Year	School	Record	ACC	ACC Finish	Postseason
2004	Virginia	44-15	18-6	2nd	NCAA Regionals
2005	Virginia	41-20	14-14	7th	NCAA Regionals
2006	Virginia	47-15	21-9	3rd	NCAA Regionals
2007	Virginia	45-16	19-9	2nd*	NCAA Regionals
2008	Virginia	39-23	15-15	4th*	NCAA Regionals
2009	Virginia	49-15-1	16-11-1	4th*	College World Series
2010	Virginia	51-14	23-7	1st*	NCAA Super Regional
2011	Virginia	56-12	22-8	T1st*	College World Series
2012	Virginia	39-19-1	18-12	2nd*	NCAA Regionals
2013	Virginia	50-12	22-8	2nd*	NCAA Super Regional

**Career 10 years 461-161-2 188-99-1**

\*Coastal Division

## O'Connor vs. Opponents

Arkansas .....	0-1	Mount St. Mary's .....	2-0
Arkansas State .....	1-0	Navy .....	3-0
Army .....	2-0	Niagara .....	2-0
Auburn .....	1-0	Norfolk State .....	4-0
Boston College .....	16-3	North Carolina .....	15-20
Brown .....	2-0	North Carolina A&T .....	4-0
Bucknell .....	12-0	NC State .....	15-19
Cal State Fullerton .....	1-1	North Florida .....	1-0
California .....	2-0	Notre Dame .....	0-0
Canisius .....	1-0	Ohio State .....	0-1
Central Connecticut .....	3-0	Old Dominion .....	4-3
Clemson .....	23-5	Oklahoma .....	1-3
Coastal Carolina .....	4-3	Oregon State .....	1-2
Coppin State .....	4-0	Penn State .....	1-1
College of Charleston .....	0-1	Pittsburgh .....	0-0
Cornell .....	4-0	Princeton .....	1-1
Dartmouth .....	2-0	Quinnipiac .....	0-1
Dayton .....	1-0	Radford .....	7-1
Delaware .....	4-0	Rhode Island .....	3-0
Duke .....	25-7	Richmond .....	10-0
East Carolina .....	7-2	Rider .....	3-0
Elon .....	3-0	Rutgers .....	0-0
Evansville .....	0-1	Saint Peter's .....	1-0
Florida State .....	16-14	San Diego State .....	1-0
Fordham .....	4-1	Seton Hall .....	4-1
Gardner-Webb .....	1-0	Siena .....	2-0
George Mason .....	5-0	South Carolina .....	0-3
George Washington .....	9-1	St. John's .....	4-1
Georgetown .....	4-0	St. Joseph's .....	3-0
Georgia Tech .....	20-13-1	Stony Brook .....	3-1
Harvard .....	2-0	The Citadel .....	1-0
High Point .....	1-0	Toledo .....	3-0
James Madison .....	10-1-1	Towson .....	13-1
Kentucky .....	0-0	UAB .....	1-0
Lafayette .....	1-0	UC Irvine .....	4-1
Lehigh .....	5-0	UCLA .....	0-1
Liberty .....	7-1	UNC Greensboro .....	1-0
Longwood .....	5-0	UNC Wilmington .....	2-1
LSU .....	0-1	Vanderbilt .....	0-1
Marist .....	5-0	VCU .....	12-0
Marshall .....	4-0	VMI .....	8-2
Maryland .....	27-3	Virginia Tech .....	19-7
Maryland-Eastern Shore .....	5-0	Wagner .....	1-0
Miami (Fla.) .....	17-15	Wake Forest .....	18-8
Mississippi .....	3-1	William & Mary .....	9-1
Mississippi State .....	0-2	Wright State .....	1-2
Monmouth .....	3-0	Yale .....	2-0



ASSOCIATE HEAD COACH

# KEVIN McMULLAN

In his 11th season at Virginia and eighth as associate head coach, Kevin McMullan serves as Virginia's recruiting coordinator and hitting coach and works defensively with the Cavaliers' infielders and catchers. He is known as one of the top recruiters and developers of players in the country.

In a November 2012 poll of 70 Division I head coaches by Baseball America, McMullan was named the top assistant coach in college baseball.

The 2009 National Assistant Coach of the Year, McMullan has helped guide Virginia to 461 wins in his 10 seasons, an average of just over 46 wins per season. Virginia is one of just eight programs to reach each of the last 10 NCAA tournaments.

Virginia advanced to its first College World Series in 2009, setting off a remarkable stretch as UVa has recorded 245 wins in the last five years - the most victories of any Division I program during that time.

In this period UVa has made two trips to the College World Series and won four NCAA Regional championships, two ACC tournament titles and two ACC Coastal Division crowns. The Cavaliers are one of three teams nationally to play host to NCAA Regionals each of the last four years, racking up three 50-win seasons and spent two stints atop the national polls since 2010.

Virginia has led the ACC and is tied for sixth-best nationally in batting over the last five years combined. The Cavaliers own a .314 team batting average during that span and led the conference in batting in 2009, 2010 and 2013.

Defensively, the Cavaliers also have shined under McMullan, and UVa owns the highest fielding percentage in the ACC since his arrival in 2004 (.972). Seven of the 10 teams have ranked among the nation's top 40 in fielding percentage. The 2010 and 2011 teams each set program records in fielding percentage, with a .977 (2010) and .978 (2011) marks. Both ranked seventh nationally.

In 19 years as a college coach, McMullan has had over 70 players signed by professional organizations. Twenty-seven of his Virginia position players have been selected in the Major League Baseball First-Year Player Draft, including Ryan Zimmerman (Washington Nationals), Mark Reynolds (Baltimore Orioles), Joe Koshansky (Colorado Rockies), Brandon Guyer (Tampa Bay Rays), Sean Doolittle (Oakland Athletics), David Adams (New York Yankees) and Phil Gosselin (Atlanta Braves), all of whom have reached the big leagues.

Zimmerman took just two months to jump to the major leagues and was selected as a National League All-Star in 2009, becoming the first former Cavalier to appear in the MLB All-Star Game. He also earned a Gold Glove Award in 2009 and was a Silver Slugger Award winner in 2009 and 2010. Reynolds and Koshansky each made their big league debuts in 2007, while Guyer earned his first call-up in May 2011, swatting a home run in his first at bat. Doolittle made his MLB debut in 2012 with Oakland. Adams and Gosselin each earned their big-league debuts during the 2013 season. McMullan also was vital in development of the

Washington Nationals' Chad Tracy (1B-3B) while coaching him at East Carolina.



@Kevin44McMullan

## YEAR-BY-YEAR

Virginia posted its third 50-win season in five years in 2013, going 50-12 while playing host to an NCAA regional and super regional. UVa led the ACC in batting (.314) and ranked second nationally in runs (489) and third in scoring (7.9). Mike Papi was named a First-Team All-American while becoming UVa's first ACC batting champion since 1981. Outfielder Joe McCarthy posted the highest batting average for a UVa freshman in 29 years and was tabbed the ACC Freshman of the Year as well as a Freshman All-American. Papi and McCarthy were joined by Branden Cogswell, Reed Gragnani and Nick Howard on the All-ACC squad.

Virginia played host to its sixth regional in nine years in 2012 while going 39-19-1 and earning a second-place finish in the ACC Coastal Division. Second baseman Keith Werman was named to the All-ACC team, while Derek Fisher was a unanimous selection as a freshman All-American. Featuring a starting lineup with four freshmen, Virginia 14th nationally in scoring, 10th in on base percentage (.400) and fourth in triples (32). Stephen Bruno had a huge year, batting .370 while tying a school record with 23 doubles.

During the 2011 season the Cavaliers rolled to a 56-12 record, the ACC Coastal Division championship and the overall ACC Championship. Ranked No. 1 nationally for much of the season, Virginia earned the No. 1 national seed in the NCAA Tournament and won NCAA Regional and Super Regional crowns before going 2-2 at the College World Series. UVa ranked third nationally in doubles (148), fourth in hits (709) and fifth in runs (471). Catcher John Hicks earned All-America honors while Hicks and three other Cavaliers notched all-conference laurels.

In 2010 the Cavaliers won a school-record 51 games, was ranked No. 1 nationally for 12 weeks and won the ACC Coastal Division title as well as an NCAA regional crown. UVa also was the No. 5 national seed in the NCAA tournament. Virginia led the conference in batting (.331) for the second straight year and set school records in runs (525), doubles

## ACC Batting Last 5 Years

1. Virginia .....	.315
2. Georgia Tech .....	.308
3. Virginia Tech.....	.302
4. North Carolina.....	.297
5. Florida State .....	.296

## ACC Fielding Since 2004

1. Virginia .....	.972
2. North Carolina .....	.969
3. Clemson.....	.968
4. NC State.....	.967
5. Georgia Tech.....	.967



(160), triples (32) and total bases (1166). The Cavaliers also finished seventh nationally in fielding (.977). A school-record seven Cavaliers were named to the All-ACC team, highlighted by All-American Phil Gosselin, who set a UVa record with 100 hits. Eight Cavalier starters batted at least .300.

In 2009 Virginia won 49 games and earned the ACC Championship as well as NCAA Irvine Regional and Oxford Super Regional titles en route to the school's first College World Series appearance. UVa finished the season with a No. 5 national ranking. The Cavaliers exploded offensively, leading the ACC in batting (.327) and setting six offensive team records, including hits (767), runs (507), doubles (138), triples (28), RBI (486) and at bats (2343). UVa had a school-record five players earn first-team All-ACC honors, while utility Danny Hultzen and outfielder Jarrett Parker each gleaned All-America laurels. Hultzen also was named the ACC Freshman of the Year, while Parker set the Virginia single-season records in runs (75), hits (94) and total bases (176) and tied the record for triples (7).

The 2008 team advanced to the ACC Championship game and broke the school record for stolen bases (134), which was set the previous season. UVa ranked fifth nationally in stolen bases. Shortstop Greg Miclat was named First-Team All-ACC and tied the school record for career stolen bases with 83.

In 2007, Virginia finished in the top three in the ACC in team batting (.314) with three individuals - Miclat (.376, fifth), David Adams (.372, seventh) and Brandon Guyer (.370, ninth) - among the ACC's top 10. Sean Doolittle broke the school record for career RBI (167), while Guyer finished in the top 10 in career hits (221) in just three seasons. Guyer, Doolittle and Adams were named to the All-ACC team, and the program earned its best-ever national ranking, No. 3, during the season. Miclat also broke the single-season stolen base record (32) as the Cavaliers finished 11th nationally in steals.

The 2006 team set a school record for conference wins (21), led by 2006 ACC Player of the Year Sean Doolittle. Tom Hagan was a first team All-ACC selection after hitting .357, while Brandon Marsh was a second team All-ACC selection as eight of Virginia's position starters hit above .300.

In 2005, Virginia went 41-20 and played in the ACC Championship game, then earned a bid to the NCAA Corvallis Regional. The Cavaliers also posted a .975 fielding percentage, which ranked seventh nationally.

The 2004 team had a 44-15 overall record and 18-6 mark in the ACC. McMullan guided Joe Koshansky to the 2004 ACC Player of the Year award, a program first. Koshansky set the school record for most RBI in a single season (67). McMullan's tutelage also sparked Zimmerman to twice set the single-season UVa hits record (92 in 2005; 90 in 2004). Mark Reynolds also flourished, tying the then-single-season school runs record of 60 in 2004.



## **VIRGINIA COACHING HIGHLIGHTS**

- 2009 National Assistant Coach of the Year
- Virginia leads the ACC and is tied for sixth nationally in batting over the last five seasons combined (.314)
- Cavaliers have set 11 team offensive school records over the last six years
- UVa has the best fielding percentage in the ACC since 2004 (.972), including back-to-back school-record marks in 2010 (.977) and 2011 (.978)
- Virginia ranks eighth nationally in stolen bases since 2006 (816) and has stolen 994 stolen bases in his 10 seasons (99.4 per year)
- Mentored seven future Major Leaguers at Virginia, including Washington Nationals All-Star Ryan Zimmerman
- In 20 years as a college coach, McMullan has had 86 players signed by professional organizations.
- Has had 23 UVa position players selected in the MLB Draft; of those, only nine were previously drafted out of high school and each substantially improved his draft status
- Has coached 12 All-America honorees and 30 All-ACC selections

In his first season with the Cavaliers, McMullan helped UVa to major increases in runs scored (101) and bases on balls (87) from the previous year. UVa finished in the Top 25 of several national polls and won 15 more games than the 2003 squad.

## **PREVIOUS COACHING EXPERIENCE**

Prior to his time at Virginia, McMullan served as a manager in the Atlanta Braves organization. While with the Braves, he also coordinated the catchers in spring training and was the coordinator of extended spring training.

Before joining the Braves' organization, McMullan served as acting head coach at East Carolina in 2001-02 for Keith LeClair, who was diagnosed with Lou Gehrig's Disease. During that season, McMullan coached ECU to a 43-20 record, Conference USA Championship and NCAA Regional Final.

At ECU, he served as the recruiting coordinator, hitting coach and catching instructor. In McMullan's three years at ECU, the Pirates posted a record of 138-46, which placed ECU among the top five programs in the country in wins, averaging 46 victories a season. East Carolina won three conference championships and an NCAA Regional Championship while earning two No. 1 seeds and a No. 2 seed in the NCAA tournament. In McMullan's three years, the Pirates finished in the Top 25 each season. In 2002, he recruited and coached NCBA National Freshman Player of the Year Darryl Lawhorn.

McMullan also served as an assistant coach at St. John's (1996-99) and coached at Indiana University of Pennsylvania (1994-96). At St. John's, McMullan was the recruiting coordinator and hitting coach and also coached the catchers. He helped St. John's to three Big East championship appearances and a Big East title as well as an NCAA Regional berth in 1997. While at IUP, McMullan was the head baseball coach as well as the strength and conditioning coordinator. He coached two conference players of the year as well as three All-Americans.

Aside from his numerous coaching experiences, McMullan also had a decorated career as an athlete. He enjoyed a pro baseball career as a member of the New York Yankees organization (1990-92) and the Salt Lake City Trappers (1990 and 1992). In 1990, he was a Pioneer League All-Star. McMullan also was a two-sport NCAA All-American as a catcher in baseball and a linebacker in football at IUP. He was a member of six championship teams at IUP.

## **PERSONAL**

McMullan is a 1990 graduate of IUP. He is married to the former Sandra Leishman of Wayne, N.J. The couple has three children, Maggie, Emma and Jack. McMullan's father, John McMullan, was an All-America football player at Notre Dame and played in the NFL with the New York Giants, Philadelphia Eagles and New York Titans (now the Jets).



ASSISTANT COACH

# KARL KUHN

The Virginia pitching staff has met unparalleled success in the past 10 seasons under pitching coach Karl Kuhn. Virginia possesses one of the top pitching staffs in the nation year in and year out under the 11th-year pitching coach of the Cavaliers. Since 2005 Virginia is tied for the lowest cumulative earned run average in the nation (3.14).

In honor of his coaching success, Kuhn was named the 2010 recipient of Collegiate Baseball's Tom House Teaching Professional of the Year Award. The award recognizes excellence in teaching pitchers and acknowledges years of continued education and study of the latest pitching techniques as identified by scientific fact and biomechanical research.

In 10 seasons, Kuhn's pitching staff has won 461 games, an average of more than 46 victories per season, while Virginia is one of just eight programs to reach each of the last 10 NCAA tournaments. His staff has ranked among the top 20 teams nationally in ERA eight of the last 10 years, including a No. 1 ranking in 2011 when UVa posted the lowest ERA at UVa in 40 years. The Cavaliers also have racked up four No. 3 national ERA rankings (2005, 2006, 2007, 2009) during that time.

Virginia advanced to its first College World Series in 2009, setting off a remarkable stretch as UVa has recorded 245 wins in the last five years - the most victories of any Division I program during that time.

In this period UVa has made two trips to the College World Series and won four NCAA Regional championships, two ACC tournament titles and two ACC Coastal Division crowns. The Cavaliers are one of three teams nationally to play host to NCAA Regionals each of the last four years. UVa has racked up three 50-win seasons and spent two stints atop the national polls since 2010.

During Kuhn's tenure in Charlottesville, UVa has produced 67 shutouts, including an ACC-record 16 in 2011. The Cavaliers also have boasted a league-high 25 ACC Pitchers of the Week during the last 10 years. Kuhn's pitchers are notorious for pounding the strike zone, averaging just 2.8 walks per nine innings since 2004 - fewest in the ACC.

Three of Kuhn's former protégés at UVa have gone on to reach the major league level. Michael Schwimer (Philadelphia) and Mike Ballard (Baltimore) each reached the big leagues in 2011, while Sean Doolittle made his MLB debut in 2012 with the Oakland Athletics. Twenty-seven of Kuhn's Virginia pitchers have been selected in the Major League Baseball Draft, including Danny Hultzen, who was the second overall pick in 2011.

Kuhn has coached 11 All-Americans and 20 All-ACC honorees in his tenure at Virginia. A three-time First-Team All-American, Hultzen was Virginia's first-ever ACC Freshman of the Year in 2009, then followed it up by becoming the first-ever two-time ACC Pitcher of the Year in 2010 and 2011 before being selected second overall in the 2011 MLB Draft. In addition, Doolittle (2005-06), Jacob Thompson (2007) and Branden Kline (2011) each earned All-America honors and played for the U.S. Collegiate National Team.

## Team ERA Since 2005

(National Leaders)

1. Virginia/Texas.....3.14
3. North Carolina .....3.27
4. Cal State Fullerton.....3.39
5. Rice.....3.42

## YEAR-BY-YEAR

Virginia posted a 50-win season and earned the No. 6 national seed in the NCAA tournament in 2013. UVa hosted the regional and super regional rounds as the Cavaliers went 50-12, including a 22-8 ACC mark. Kyle Crockett was named a Third-Team All-American by the NCBWA and First-Team All-ACC, highlighting a UVa pitching staff that posted a 3.12 ERA. While nearly 45 percent of its innings were pitched by freshmen, UVa still ranked second nationally in strikeout-to-walk ratio (3.38) and sixth in walks per nine innings (2.36) Crockett (fourth round) and Scott Silverstein (25th round) each were picked in the 2013 MLB Draft.

Virginia played host to its sixth regional in nine years in 2012 while going 39-19-1 and earning a second-place finish in the ACC Coastal Division. Branden Kline and Justin Thompson each were named to the All-ACC team as they led a pitching staff which ranked fifth in the ACC in ERA (3.48). Kline (second round) and Shane Halley (20th round) each were selected in the 2012 MLB Draft.

The Cavalier pitching staff had a remarkable 2011 season, leading the nation with a 2.24 ERA - the lowest ERA of any Division I program since 1992 - while also topping the nation in shutouts (16) and strikeouts (664). UVa's pitching was the key catalyst in the Cavaliers recording a school-record 56 wins, winning the ACC championship and making their second College World Series trip in three years.

Hultzen became the ACC's first two-time Pitcher of the Year and also was named a First-Team All-American for the third straight year while setting the UVa career wins (32) and strikeouts (395) records. He was joined on the All-America teams by closer Branden Kline, who tied the conference saves record with 18, as well as Will Roberts, who fired the



first perfect game in UVa history on March against George Washington.

For the first time in program history, three UVa pitchers won 10 or more games in a season - Hultzen (12), Roberts (11) and Tyler Wilson (10). Hultzen became UVa's highest draft pick ever, as the Seattle Mariners selected him second overall, while Roberts, Wilson and Winiarski also were drafted.

In 2010 the Cavaliers racked up 51 wins and won the ACC Coastal Division championship as well as a regional championship. Virginia also earned the program's first-ever No. 1 ranking and held the top spot in the polls for 12 weeks during the season. UVa's pitching staff posted a 3.89 team ERA, which ranked 18th nationally. Kevin Arico led the nation in saves with 18, tying the ACC single-season record in the process. Arico and Hultzen each were named First-Team All-Americans. After the season four Cavaliers (Arico, Neal Davis, Robert Morey, Wilson) were selected in the MLB Draft.

Behind one of the top pitching staffs in the nation in 2009, Virginia won 49 games and earned the program's first-ever trip to the College World Series. UVa's pitchers were sensational in the road to Omaha, posting a 1.45 ERA in the regional and super regional. In the NCAA Irvine Regional, Virginia pitchers allowed just two earned runs - the fewest earned runs allowed in NCAA regional play since the tournament expanded to its current 64-team format in 1999.

The Cavaliers set a then-school record for strikeouts in 2009 with 593. UVa ranked third nationally in ERA (3.23) and fewest hits allowed per nine innings (7.97), seventh in strikeouts and 18th in fewest walks allowed per nine innings (2.93). Following the season, four UVa pitchers (Andrew Carraway, Jeff Lorick, Matt Packer, Robert Poutier) were selected in the MLB Draft.

In 2008, Virginia recorded a 3.83 ERA, which ranked 11th nationally. Closer Michael Schwimer tied the single-season Virginia saves record with 14 en route to All-America laurels. Senior starting pitcher Pat McAnaney was lauded with Second-Team All-ACC honors. Jacob Thompson set the Virginia career wins record with 27, and Matt Packer led all Division I pitchers with a 1.14 ERA to become just the second UVa pitcher to lead the nation in ERA.

In 2007 the Cavaliers posted an ACC-best 2.81 team ERA with nine shutouts. Kuhn was instrumental in Thompson recording one of best seasons ever for a Virginia pitcher. Thompson went 11-0 with a 1.50 ERA, was a consensus first-team All-American and All-ACC and was named a finalist for the Roger Clemens Award. He also earned a spot on the U.S. National Team. With 11 saves, Casey Lambert became the ACC's all-time leader in saves (43) and finished sixth in NCAA history in saves.

In 2006, Kuhn guided his staff to an ACC-best 3.04 team ERA. Sean Doolittle (11-2) and Thompson (10-4) earned All-ACC honors, becoming the first Cavalier



## VIRGINIA COACHING HIGHLIGHTS

- Virginia ranked in the top 20 in the country in ERA in eight of his 10 seasons
- UVa posted the lowest ERA in the nation in 2011 (2.24) and ranked third nationally in ERA in 2005, 2006, 2007 and 2009
- The UVa pitching staff's ERA since 2005 is tied for the lowest in the nation (3.14)
- Recipient of 2010 Tom House Teaching Professional of the Year Award
- UVa won 2011 PitchingInsider.com National Pitching Staff of the Year Award
- Virginia was the only team to rank among the top 20 nationally in ERA from 2004-11
- UVa was the only team in Division I to rank among the top 20 nationally in ERA, strikeouts and fewest hits allowed from 2008-11
- Virginia has led the ACC in ERA either outright or in conference play seven times in 10 years
- UVa pitchers have racked up 20 All-ACC selections - most in the conference - as well as 12 All-America honors during his tenure
- Virginia pitchers allowed just two earned runs in the 2009 NCAA Irvine Regional - the fewest earned runs allowed in NCAA regional play since the tournament expanded to the 64-team format in 1999. UVa nearly matched that total in the 2011 Regional (three runs).
- Coached 27 MLB Draft picks since 2004 - of those, 19 were not drafted out of high school
- Mentored future major leaguers Mike Ballard, Sean Doolittle and Michael Schwimer at UVa

tandem to win at least 10 games in a single season. Doolittle was named a consensus second-team All-American and ACC Player of the Year. He was a finalist for the Brooks Wallace Award, given to the nation's top player. Thompson was named a freshman All-American. Senior Mike Ballard had his best season, going 9-3 and becoming just the second pitcher in UVa history to throw a no-hitter (vs. Boston College). Ballard was a 14th-round draft pick of the Texas Rangers, while Lambert posted his third straight 10-save campaign.

In 2005, Kuhn guided the Virginia staff to a league-best 2.74 team ERA and 11 shutouts. Opponents hit just .232 against UVa pitchers. Jeff Kamrath was named to the All-ACC First Team. Lambert earned a UVa single-season record 14 saves. Two starters were drafted in the 2005 MLB Draft as Matt Avery was a ninth-round pick of the Chicago Cubs while Kamrath was selected in the 11th round by Tampa Bay.

Kuhn's 2004 pitching staff led the ACC in ERA in league play and finished 15th nationally (3.63) while also pacing the ACC in fewest walks allowed. Kuhn was integral in the development of Andrew Dobies, a third-round draft pick of the Boston Red Sox and Joe Koshansky, a sixth-round pick of the Colorado Rockies. Koshansky was named the school's first-ever ACC Player of the Year. As a freshman, Lambert tied the then-school record for most saves in a single season (8) and finished second in the ACC in ERA (2.54).

## PREVIOUS COACHING EXPERIENCE

The first assistant coach to be hired at Virginia under head coach Brian O'Connor, Kuhn arrived in Charlottesville after serving as the associate head coach and pitching coach at Arkansas-Little Rock for seven years from 1997-2003. At UALR, Kuhn managed all aspects of the Trojans' pitching staff and was also the recruiting coordinator for the program.

As recruiting coordinator, Kuhn had five-consecutive recruiting classes ranked nationally by Collegiate Baseball during his tenure with the Trojans.

Before coaching at UALR, Kuhn spent three years as the pitching coach at Charleston Southern. Under his leadership, the pitching staff led CSU to its first baseball conference championship and NCAA Regional appearance in school history. Kuhn also worked at Valencia Community College in Orlando, Fla. Prior to that, he was pitching coach for two years at Buchholz High School in Gainesville, Fla.

## PERSONAL

Kuhn started his college career at Valencia Community College, where he played from 1987-89, then concluded his career playing one season for the University of Florida in 1990. He is a 1992 graduate of Florida.

Kuhn is married to the former Katrina Gosdin and resides in Charlottesville, Va. The couple has two sons, Kason and Kruse.



**MATT**  
**KIRBY**

ASSISTANT COACH  
THIRD SEASON

1

Matt Kirby is in his third season as the volunteer assistant coach on the Virginia baseball coaching staff. A graduate of William and Mary, Kirby came to Virginia in 2011 after spending the previous two seasons as a coach at Georgetown.

Kirby's primary duties include assisting with the day-to-day development of position players as well as camps and other administrative duties.

After serving as the Georgetown volunteer assistant coach in 2010, Kirby was elevated to an assistant coach in 2011 and served as the team's first base coach. While at Georgetown, he managed the travel, equipment and camp budgets and planned and executed practice schedules for all hitters and catchers. Kirby also helped develop student-athlete weight lifting, nutrition and running programs and assisted with the management of Georgetown baseball summer and fall camps.

Kirby was an assistant coach and recruiting coordinator at Villanova for the 2007 and 2008 seasons. He also was responsible for a recruiting class at Villanova that was rated among the top-100 in the country by *Collegiate Baseball*.

Prior to his time at Villanova, Kirby served as an assistant coach at Brown in 2006, where he helped to oversee all areas of the program. The Bears compiled a 12-8 record in Ivy League conference play during the season.

Kirby was the assistant coach at William & Mary in 2005. He worked primarily with the catchers, outfielders and hitters while at William & Mary. Kirby got his start in coaching in 2003 as the student assistant coach at William & Mary, and then became the volunteer coach at Virginia Military Institute in 2004.

Kirby is a 2003 graduate of William & Mary. A four-year letterman as a catcher and pitcher, he was the team captain as a junior and senior and led the Tribe to the Colonial Athletic Association title in 2002. He was voted the team MVP in 2002 when he was a Second-Team All-CAA selection. While at W&M, he caught for future major leaguers Chris Ray and Bill Bray.

## STUDENT MANAGERS



Taylor Myers



Jack Anzilotti



Drew Bonner

## DIRECTOR OF VIDEO OPERATIONS



Tyler Slate



**TYLER**  
**CANNON**

STUDENT ASSISTANT COACH  
FIRST SEASON

4

Tyler Cannon is in his first season as a student assistant coach for the Virginia baseball program.

Cannon played for the Cavaliers from 2007-10 and will finish his bachelor's degree while working with the Cavalier program.

Cannon was a four-year letterwinner during his Virginia playing career. He was a starter on four NCAA tournament teams and was the shortstop on Virginia's 2009 team which won the ACC championship and advanced to the program's first College World Series. Cannon was named to the 2009 All-College World Series Team.

Cannon played in a school-record 244 games (238 starts) during his Virginia career. He was a .303 career hitter with 276 hits, which is tied for second most in program history. He holds school records with 62 doubles and 910 at bats and also ranks third in program history in triples (12) and runs (185), fifth in total bases (380) and eighth in stolen bases (49) and walks (107).

Cannon twice was drafted by professional organizations. He was a 41st-round pick of the Pittsburgh Pirates in 2009, then returned for his senior year and was selected in the 12th round of the 2010 draft by the Cleveland Indians. He played three seasons in the Indians farm system, reaching the double-A level in 2011, and retired prior to the 2013 season.



**JASON**  
**LAWS**

BASEBALL ADMINISTRATION  
SECOND SEASON

Jason Laws is in his second season as Virginia's Director of Baseball Operations.

Laws has a wide range of responsibilities, as he is involved in every aspect of the program. He serves as the team's travel coordinator and also assists with all aspects of game day operations and on-campus recruiting.

Laws was an assistant coach at Arkansas State last season. While at ASU he was in charge of the catchers, assisted with the hitters and field work and served as camp coordinator.

Laws was an assistant coach at South Dakota State in 2010-11 and earned his master's degree in Sport and Recreation Studies from SDSU.

He served as an assistant coach in 2010 with the San Diego Waves summer team, which qualified for the NBC World Series. Laws was the head coach for the El Dorado Broadcasters of the Jayhawk Summer League in 2011.

Laws earned his undergraduate degree from Murray State in 2010. He was a First-Team All-Ohio Valley Conference selection in 2009 after hitting .373 as the starting DH for the Racers. In 2010 he batted .314 with 14 doubles and four home runs while serving as the Murray State starting catcher.

In his Division I career, Laws batted .342 in 345 career at bats. A solid contact hitter, he had more extra base hits (34) and walks (37) than strikeouts (32) in his career.

Laws played the 2008 season at Palomar Junior College, where he was a Pacific Coast Conference Honorable Mention selection at catcher.





## TYLER ALLEN

OF • Fr. • 6-1 • 190 • L-R  
Powhatan, Va.  
Powhatan

### PREP

- Four-time all-state honoree
- Three-time All-Metro honoree
- Led team to state championship in 2012
- Broke school's career record for batting average
- Also set school's single-season batting record in 2011 (.614)
- Two-time team MVP
- Team captain in 2013
- Hit two grand slams in one game in 2013
- Led team in home runs for four straight years (20 total)
- Named Richmond Times-Dispatch Scholar-Athlete in 2013
- Coached by Gregg Connor
- Also lettered four years in basketball (forward)

### PERSONAL

- Parents are Melvin and Donna Allen and Sara Cookus
- Has two brothers, Logan and Dylan



## ROBERT BENNIE

OF/1B • So. • 6-2 • 210 • R-R  
Stroudsburg, Pa.  
Stroudsburg

### 2013

- Played in 13 games, coming in as pinch hitter or defensive replacement in each
- Picked up first two hits against Yale (3/20)
- Had pinch-hit single in win over Duke (5/11)
- Scored runs in four different games

### PREP

- Was two-sport standout at Stroudsburg
- Was first athlete in school history to earn all-state honors in two sports in same year
- Named first-team all-state in baseball and football in 2012
- Mountain Valley Conference MVP in baseball in 2011 and 2012 (also conference MVP in football in 2012)
- Holds Stroudsburg's career hits record (130)
- Hit .550 as junior (school record) and .452 as senior
- Two-year baseball team captain
- 2011 and 2012 Pocono Record Male Athlete of the Year
- Coached by Phil Stokes in baseball at Stroudsburg
- Also played four years of football (quarterback/safety) and was two-way starter for three years
- Holds school record in total offensive yards with 6,026
- Broke single-season school total offense record with 3,049 yards (previously held by Artie Owens, who went on to play for San Diego Chargers)
- Rushed for 1,786 yards in 2012 (most in school history for QB, second among all backs); also passed for 1,263 yards in 2012 (second all-time)
- Named first-team all-conference at safety in 2012 with 136 tackles and six interceptions

### PERSONAL

- Parents are Joe and Mari Bennie
- Has one brother, Joey and two sisters, Jamie and Stephanie
- Brother currently plays baseball at East Stroudsburg University
- Has a sister, Rebecca, and a brother, Benjamin

### BENNIE BY THE NUMBERS

Year	Avg.	G-GS	AB	R	H	2B	3B	HR	RBI	TB	SLG%	BB	HP	K	OB%	SB-A	E	FLD%
2013	.200	13-0	15	4	3	0	0	0	2	3	.200	2	0	3	.294	0-0	0	1.000

3



## ALEC BETTINGER

RHP • Fr. • 6-2 • 180 • R-R  
Woodbridge, Va.  
Hylton

### PREP

- Named First-Team All-District in 2013
- Earned Honorable Mention All-Northwest Region honors in 2013
- Was Honorable Mention All-District selection in 2012
- Team MVP in 2012 and 2013
- Coached by Craig Flesher

### PERSONAL

- Parents are Mark and Linda Bettinger
- Has one sister, Julia, and one brother, Cooper

13

16



## ADAM **BLEDAY**

# 25

LHP • Fr. • 5-11 • 170 • L-L  
Titusville, Pa.  
Titusville

### PREP

- Four-time all-region selection at pitching and outfield
- Named 2013 D-10 Player of Year
- Also was all-state selection his senior year
- Set school record with 0.18 ERA in 2013; had 1.12 ERA his junior year
- Struck out school-record 23 batters in nine-inning game in 2012
- Named Amateur Baseball Report's 16U National Player of Year
- Hit .426 his senior year and posted .480 mark as freshman
- Coached by Roy Schweitzer and Mike Hlad at Titusville
- Also was member of swimming and golf teams
- Was district qualifier during his sophomore and junior golf seasons
- Holds 10 school swimming records; qualified for states all four years
- All-state swimming honoree his junior and senior seasons
- Graduated No. 3 in his high school class
- Member of National Honor Society, Key Club and Varsity Club

### PERSONAL

- Parents are Raymond and Kathy Bleday
- Has two sisters, Jennifer and Amy, and one brother, Jeffrey
- Cousin Nathan Bear currently plays baseball at Pitt-Johnstown; cousin John Bleday currently runs cross country at Dartmouth; cousin Alec Bleday ran cross country at Penn (2008-10); cousin Peter Bleday swam at Navy (2007-10)



## TONY **BUTLER**

# 5

INF • Fr. • 6-1 • 185 • R-R  
Sun Prairie, Wis.  
Sun Prairie

### PREP

- Named First-Team All-State in 2012 (junior season)
- Did not play his senior season after suffering injury in scrimmage before season
- Three-time all-conference and all-region honoree
- Holds Sun Prairie single-season records in runs batting (.521), hits (49), runs (43), singles (34) and OBP (.628)
- Hit .521 with two homers, eight doubles, five triples and 18 stolen bases during huge junior season
- Three-year team captain and two-time team MVP and Gold Glove winner
- Named All-State Academic his junior year
- Was honorable mention all-state honoree in 2011 as sophomore
- Coached by Rob Hamilton
- Member of National Honor Society and DECA Club

### PERSONAL

#### PERSONAL

- Parents are Craig and Betsy Butler
- Has one sister, Paige, and one brother, Tyler



## BEN **CARRAWAY**

# 43

RHP • Fr. • 6-1 • 190 • R-R  
Canton, Ga.  
Creekview

### PREP

- Led team to school-record second round of playoffs
- Three-year varsity letterwinner
- Named Most Valuable Pitcher at CABA World Series
- Coached by Mike Nayman
- Earned Scholar-Athlete Award and Superintendent's Key Scholar Award
- Member of National Honor Society
- Was named an AP Scholar

### PERSONAL

- Parents are Bruce and Becky Carraway
- Has two brothers, Andrew and Adam, and one sister, Hannah
- Andrew pitched at UVa from 2006-09 and currently pitches in Seattle Mariners farm system (triple-A Tacoma in 2013)





## BRANDEN COGSWELL

7

INF • Jr. • 6-2 • 180 • L-R  
Ballston Lake, N.Y.  
Shenendehowa

### 2014 PRESEASON HONORS

- Baseball America Preseason All-American (Third Team)
- Perfect Game Preseason All-American (Second Team)

### 2013

- Second-Team All-ACC honoree at shortstop
- Ranked fifth nationally in runs per game (1.17) and 20th in walks per game (0.81)
- Missed final 15 games with broken middle finger on right hand, suffered on May 1 in practice
- Batted leadoff and started in first 47 games
- Finished second on team and 10th in ACC with .346 batting average
- Lone Cavalier to play in all 47 games at time of injury
- Recorded 20 multiple-hit games, including five three-hit games
- Named to watch list for Wallace Award (nation's top SS)
- Had 12-game hit streak snapped April 2 at Liberty (career best and team high)
- Went 3-for-16 in Virginia Tech series
- Was 3-for-11 with three runs in FSU series; hit key 2-run double in game 2 of Saturday DH in 2-0 win
- Went 3-for-10 in Georgia Tech series
- Was 5-for-10 and scored five times in Wake Forest series
- Went 4-for-14 in Miami series
- Was 5-for-13 (.385) with two SB in NC State series

### 2012

- Played in 41 games and earned 27 starts (nine at second base, 17 at DH, and one at SS)
- Appeared in 20 of UVa's final 23 games
- Picked up six extra-base hits - four were triples (tied for 11th in ACC)
- Hit by 12 pitches - ninth most in the ACC
- Made first career appearance against Coastal Carolina and first career start later that day against JMU (2/18)
- Went 1-for-3 with hit and RBI in Sunday start against NC State (4/1)
- Posted two hits and two runs against JMU (4/4)
- Went 2-for-4 with two-run triple, two runs, two RBI in win over Wake Forest (4/8)
- Scored career-high four runs and hit his fourth triple of the season against George Washington (4/11)
- Went 2-for-4 with run and three walks in two starts against UNC (4/14-15)
- Went 2-for-6 with two runs in Georgia Tech series (5/11-13)
- Was 2-for-7 in Maryland series; had hit and RBI and each of his two starts (5/17-19)
- Went 3-for-9 in three starts at ACC tournament; 2-for-2 with run, walk and stolen base against GT (5/24-26)
- Set a career high with four RBI against Army in NCAA tournament, including key 3-run double in sixth inning to break game open

### PREP

- 2011 ABCA/Rawlings High School Third-Team All-American
- Named to 2010 and 2011 ABCA Region 1 All-Region Team
- Named to NYSSWA All-Star Team three times (first team in 2011, second team in 2010, fourth team in 2009)
- Named 2011 Player of Year for Capital District (Large Schools) by Albany Times Union
- Three-time Capital District First-Team All-Area Team
- Three-time Suburban Council First-Team All-Star Team
- Hit .500 with 10 home runs and .612 OBP his senior year
- Coached by Jim Carrese at Shenendehowa
- Also played one year of basketball and was member of National Honor Society

### PERSONAL

- Parents are Rich and Carol Cogswell
- Father played college baseball at Siena
- Majoring in psychology

### COGSWELL BY THE NUMBERS

Year	Avg.	G-GS	AB	R	H	2B	3B	HR	RBI	TB	SLG%	BB	HP	K	OB%	SB-A	E	FLD%
2012	.260	41-27	100	28	26	2	4	0	15	36	.360	16	12	17	.419	2-4	2	.971
2013	.346	47-46	182	55	63	11	4	0	22	82	.451	38	3	19	.464	12-17	11	.941
<b>Total</b>	<b>.316</b>	<b>88-74</b>	<b>282</b>	<b>83</b>	<b>89</b>	<b>13</b>	<b>8</b>	<b>0</b>	<b>37</b>	<b>118</b>	<b>.418</b>	<b>54</b>	<b>15</b>	<b>36</b>	<b>.448</b>	<b>14-21</b>	<b>13</b>	<b>.949</b>



## ROBBIE COMAN

8

C/RHP • So. • 6-1 • 195 • R-R  
Lake Worth, Fla.  
Park Vista

### 2013

- Played in nine games, with five starts
- Missed first 19 games with injury
- Returned March 19 and doubled in run in first at bat
- Three of his four hits were doubles
- Earned first ACC start in second game of DH at Virginia Tech (4/27); went 1-for-3 with double, RBI
- Made first career start March 20 vs. Yale; also started April 23 against Richmond and March 27 vs. Towson

### PREP

- Three-time all-conference honoree (2010-12)
- Posted career batting average of .344 with 95 hits
- Named second-team all-county by Sun Sentinel his last three years
- Named second-team all-county by Palm Beach Post in 2012
- Earned team's Heart and Hustle Award in 2011 and Gold Glove Award in 2010
- Was team's Most Valuable Hitter in 2012
- Coached by Larry Greenstein at Park Vista
- Also played golf his senior year (carded a 43 average per nine holes)
- Named a scholar-athlete all four years
- Member of National Honor Society and Mu Alpha Theta

### PERSONAL

- Parents are Bob and Kim Coman
- Father played golf at Rollins College
- Has two sisters, Katherine and Kristina

### COMAN BY THE NUMBERS

Year	Avg.	G-GS	AB	R	H	2B	3B	HR	RBI	TB	SLG%	BB	HP	K	OB%	SB-A	E	FLD%
2013	.190	9-5	21	2	4	3	0	0	3	7	.333	3	1	3	.320	0-0	0	1.000



## KEVIN DOHERTY 28

LHP • So. • 6-0 • 185 • R-L  
Laytonsville, Md.  
Good Counsel

### 2013

- Pitched in three games in relief, totaling 3 2/3 scoreless innings
- Tossed one scoreless innings against Bucknell (3/3) and Yale (3/20)
- Worked 1 2/3 innings against Toledo (2/22)

### PREP

- Two-time All-Met selection (first team in 2012, HM in 2011)
- Two-time First-Team All-Montgomery County honoree (2011, 2012)
- Twice named First-Team Washington Catholic Athletic Conference (2011, 2012); honorable mention selection in 2010
- Went 4-1 with 1.60 ERA in 2012 (35 IP, .187 BAA, 48 strikeouts)
- Also hit .361 in 2012 with two homers and 20 RBI
- Coached by Carl Smith
- Named to Academic Honor Roll in 2012

### PERSONAL

- Parents are Thomas and Susan Doherty
- Father played baseball at Springfield College
- Has two sisters, Allison and Laura

### DOHERTY BY THE NUMBERS

Year	ERA	W-L	G-GS	CG	SHO/CBO	SV	IP	H	R	ER	BB	K	BAA	WP	HP	BK
2013	0.00	0-0	3-0	0	0/2	0	3.2	2	0	0	1	3	.154	0	0	0



## BRANDON DOWNES 10

OF/C • Jr. • 6-3 • 200 • R-R  
South Plainfield, N.J.  
South Plainfield

### 2014 PRESEASON HONORS

- Baseball America Preseason All-American (Third Team)
- NCBWA Preseason All-American (Second Team)
- Perfect Game Preseason All-American (Second Team)

### 2013

- Started and played in 61 of UVa's 62 games, with 59 coming from cleanup slot in batting order
- Started 60 games in center field; also made six appearances, including one start, at catcher
- Was an extra-base hit machine, recording 37 extra-base hits (20 2B, 7 3B, 10 HR)
- Tied for sixth nationally in triples (7) and 10th in runs (67)
- Ranked first in ACC in triples, third in runs, fifth in total bases (144), sixth in doubles (20) and slugging (.569) and seventh in RBI (59) and home runs (10)
- In UVa single-season annals, he tied for third with seven triples, ranked third in runs, fifth in total bases, seventh with 20 doubles and ninth in RBI
- Team leader with 27 multiple-hit games and 80 hits
- Reached base safely in 55 of his 61 games
- Went 4-for-12 in NCAA regional; scored three times in championship game
- Was 2-for-13 in ACC tournament; hit solo home run in win over Georgia Tech (5/23)
- Was 5-for-16 with four RBI in UNC series; hit solo HR in game 2
- Was 6-for-14 with four RBI in Duke series
- Went 4-for-15 with two doubles, triple in Virginia Tech series
- Was 2-for-10 in FSU series; hit 2-run HR in first game
- Went 5-for-16 with three doubles, four RBI in Wake series
- Was 4-for-12 with five RBI in Miami series; hit homer and drove in career-high five runs in opener
- Was 3-for-10 in NC State series; homered in second game
- Went 3-for-12 with two doubles in Clemson series
- Also hit home runs against Saint Peter's, Toledo and George Washington

### 2012

- Appeared in 34 games, starting 26 (four at DH, 21 in CF and one in RF)
- Named to ACC Academic Honor Roll
- Started UVa's last 20 games (UVa was 15-5 in those games)
- Suffered broken hand March 6 after getting hit by pitch at James Madison, but returned April 4 for the JMU game
- Recorded hits in 16 of last 21 games
- Had .419 on base percentage
- Made first career appearance against Coastal Carolina (2/18)
- Started first game of his career at DH in win against Monmouth, going 3-for-5 with two doubles, triple, three runs and four RBI (2/26)
- Doubled, tripled and drove in four runs at JMU (3/6)
- Went 3-for-3, including a double, with three runs off bench in final game against North Carolina (4/15)
- Had hits in all three games of Miami series (4/28-30); also scored four runs
- Went 3-for-7 with three RBI in GT series; hit first college HR in Game 1
- Was 4-for-12 in Maryland series (5/17-19), with two hits in Games 1 and 3
- Went 3-for-12 in ACC tournament, recording hit in each of three games (5/24-26)
- Had three hits in NCAA tournament opener against Army (6/1)

### PREP

- Selected by Boston Red Sox in 43rd round of 2011 MLB Draft
- Holds seven school career records and three single-season records
- Finished one home run shy of state record with 15 home runs his junior year
- Won All-Division Award in 2010
- Named All-State First Team and Middlesex County Player of the Year in 2010
- Awarded Best Athletic Performance in New Jersey by ESPN Rise Magazine
- Named 2011 Louisville Slugger Pre-Season High School All-American First Team by Collegiate Baseball Newspaper
- Named to Rawlings and Perfect Game USA Pre-Season All-Regional First Team in 2011
- Named Rawlings Pre-Season Senior High School All-American in 2011
- UNICO National District X's 2011 Annual "Brian Piccolo Sports Award" in 2011
- Named to GMC All-White Division and All-Conference Teams in 2011
- Named to All-Area First Team by Home News Tribune, Courier News and Star-Ledger in 2010 and 2011
- Named to All-District 2 First Team by National High School Baseball Coaches
- Only player to ever hit for the cycle in SPHS history
- Member of National Society of High School Scholars and a nominee for both People to People (2010) and National Young Leaders Conference (2009)
- Coached by Anthony Guida at SPHS
- Also played football for four years (QB/DB)

### PERSONAL

- Parents are Michael and Kathleen Downes
- Has a brother, Michael, and sister, Kelly
- Sister played softball at Drexel
- Majoring in history

### DOWNES BY THE NUMBERS

Year	Avg.	G-GS	AB	R	H	2B	3B	HR	RBI	TB	SLG%	BB	HP	K	OB%	SB-A	E	FLD%
2012	.321	34-26	106	20	34	7	2	1	22	48	.453	15	3	27	.419	3-4	0	1.000
2013	.316	61-61	253	67	80	20	7	10	59	144	.569	27	7	60	.393	6-7	7	.959
Total	.318	95-87	359	87	114	27	9	11	81	192	.535	42	10	87	.401	9-11	7	.970





## DEREK FISHER

# 23

OF • Jr. • 6-3 • 210 • L-R  
Rexmont, Pa.  
Cedar Crest

### 2014 PRESEASON HONORS

- Baseball America Preseason All-American (First Team)
- Perfect Game Preseason All-American (First Team)

### 2013

- Started and played in 55 games
- Was fourth on team with .405 on base percentage
- Tied for second on team with seven home runs
- Hit by 12 pitches (team high and eighth most in ACC)
- Second-Team Preseason All-American
- Missed six games, including Miami series, with ankle injury; returned April 7 against Wake Forest
- Had three RBI in regional championship game vs. Elon
- Was 3-for-12 with three runs in ACC tournament
- Was 5-for-11 in UNC series; went 4-for-4 with pair of doubles in Game 2
- Batted 3-for-10, scored four runs in Duke series
- Was 4-for-12 with HR in Virginia Tech series
- Went 3-for-10 in FSU series; hit two-run homer in game 1
- Had solid series at Georgia Tech, going 5-for-11; hit solo HR and had three hits in Saturday win
- Homered and drove in pair while going 2-for-4 vs. Radford (4/10)
- Was 3-for-12 in NC State series
- Was 2-for-13 in Clemson series
- Went 4-for-4 with three extra-base hits, including walk-off double, in 7-6 win over Maryland (3/9); was 4-for-9, reached base in 9 of 14 PA in series
- Hit three-run homer in sixth inning to break tie against Toledo (2/24)
- Homered and drove in five runs as part of three-hit day at East Carolina (2/15)

### 2012

- Named Freshman All-American by Louisville Slugger and NCBWA
- Appeared in 53 games, starting 50 (15 at DH, 35 in LF); started final 42 games, including last 28 in LF
- Ranked 10th nationally in triples with eight; matched Jarrett Parker (2010) for UVa single-season triples record
- Led team in home runs (7) and triples (first in ACC) and was second on team in extra-base hits (26)
- Topped ACC freshmen in triples, home runs, RBI (50) and slugging (.507)
- Went 4-for-4 with double, triple, three RBI and three runs in middle game of Monmouth series (2/25)
- Went 4-for-9 in two starts during Virginia Tech series; had three hits and three runs in series finale
- Hit first two college home runs in the two Marist games (3/13-14); went 2-for-4 with 3-run homer, triple and four RBI in the second win over Marist
- Went 2-for-2 with a double, a triple and three RBI as DH in final game against Clemson (3/25)
- Hit third long ball of season to tie game in win over Clemson (3/24)
- Had monster game vs. Towson (3/28), going 4-for-6 with four runs, seven RBI and 11 total bases; was single shy of cycle (two doubles, triple, grand slam)
- Hit game-tying, two-run homer in seventh inning off Carlos Rodon in win at NC State (3/31)
- Was 3-for-10 with double and RBI in three games against North Carolina (4/13-15) and 4-for-13 with four runs in Duke series (4/20-21)
- Hit go-ahead 2-run home run in ninth inning in 7-5 win at VCU (4/25)
- Went 5-for-15 in Miami series (4/28-30); had three hits in game 3 of series
- Was 4-for-13 in Georgia Tech series (5/11-13) with home run and pair of doubles
- Went 4-for-13 in Maryland series (5/17-19); had two hits in each of first two games
- Recorded hit in all three games of ACC tournament, going 5-for-9 overall (5/24-26); also posted three runs, three RBI and four walks

### PREP

- Selected by Texas Rangers in sixth round of 2011 MLB Draft
- Played for Coach Chris Groff at Cedar Crest High School
- Rated ninth-best high school prospect by Baseball America and 14th-best high school prospect and top recruit in Pennsylvania by Perfect Game
- Three-time all-state honoree
- Hit .484 with 12 home runs and 31 RBI in his senior season
- Named to First Team All-Lebanon County and All-Lebanon Lancaster League three times each

- Pennsylvania State Player of the Year in 2011
- Holds CCHS home runs record with 24
- Served as team captain twice

### PERSONAL

- Parents are Jim and Kelly Fisher
- Has one sister, Nicole
- Majoring in history

### FISHER BY THE NUMBERS

Year	Avg.	G-GS	AB	R	H	2B	3B	HR	RBI	TB	SLG%	BB	HP	K	OB%	SB-A	E	FLD%
2012	.288	56-53	219	44	63	11	8	7	50	111	.507	22	10	61	.375	4-9	4	.939
2013	.293	55-55	205	43	60	12	3	7	48	99	.483	28	12	40	.405	8-11	3	.945
<b>Total</b>	<b>.290</b>	<b>111-108</b>	<b>424</b>	<b>87</b>	<b>123</b>	<b>23</b>	<b>11</b>	<b>14</b>	<b>98</b>	<b>210</b>	<b>.495</b>	<b>50</b>	<b>22</b>	<b>101</b>	<b>.390</b>	<b>12-20</b>	<b>7</b>	<b>.942</b>



## D.J. HILL

# 29

1B/OF • Jr. • 6-0 • 220 • R-R  
Covington, Ga.  
Newton

### FOOTBALL AT VIRGINIA

- Has appeared in 34 of UVa's 37 football games since 2011
- Appeared in all 12 of UVa's games in 2013, seeing most of his time on special teams
- Saw time on defense in six games
- Made three tackles against Oregon
- Had two tackles and forced a fumble against VMI
- Played in 11 of UVa's 12 games in 2012; made two starts for the injured La'Roy Reynolds
- Made 13 tackles in 2012
- Made first collegiate start at TCU in 2012 and led UVa with eight tackles
- One of 12 true freshmen to appear in games in 2011

### PREP

- Four-year baseball and football letterwinner
- Hit .450 in 2011 and .440 in 2010
- Named All-Region in 2010 and 2011
- Earned All-Area and All-County honors in 2009, 2010 and 2011
- Coached by Ty Hensely (baseball) and Cortez Allen (football)
- Was ranked No. 41 linebacker in nation by Rivals.com and No. 69 recruit in state by Rivals.com
- Ranked No. 104 LB in nation by Scout.com and No. 81 LB in country by ESPN.com
- Averaged 74 tackles a season for the Rams; also recorded 10 interceptions and returned six for touchdowns his junior year
- Also played running back, rushing for 561 yards and 10 touchdowns as a junior

### PERSONAL

- Parents are Ernest and Angela Grier
- Has one brother, Darius Hill



# NICK HOWARD 33

INF/RHP • Jr. • 6-4 • 215 • R-R  
Olney, Md.  
St. John's College HS

## 2014 PRESEASON HONORS

- Perfect Game Preseason All-American (First Team)

## 2013

- Named to watch list for John Olerud Two-Way Player of Year Award
- Named to Charlottesville Regional All-Tournament Team at SS
- Named to first team of VaSID All-State Team (utility)
- Batted and pitched in Sunday game three times - against Miami, NC State and Maryland
- Of his 50 starts in the field, 37 came at third base, 12 at shortstop and one at DH
- Had career-best 10-game streak from March 9-24
- Was 9-for-21 (.429) in NCAA tournament, including 3-for-8 in super regional
- Went 6-for-13 in NCAA regional, including 4-for-5 in championship game vs. Elon (6/2)
- Homered against Georgia Tech in ACC tournament (5/23)
- Cranked three-run homer against VCU (5/14)
- Went 2-for-6 in Duke series, making first two starts at SS
- Went 5-for-5 with three RBI on April 23 vs. Richmond
- Hit in one game of FSU series, going 2-for-5 with first career HR in game 1 of Saturday DH
- Had two hits in opening game of Georgia Tech series; went 2-for-8 in series
- Was 2-for-10 in Wake series and recorded three hits in Miami series
- Went 4-for-12 in NC State series; had three hits in second game of DH
- Went 4-for-11 with two walks in Maryland series

## PITCHING

- Sunday starting pitcher for much of year
- Struck out 52, walked 15 in 61 1/3 IP and allowed only 14 XBH (8 2B, 4 3B, 2 HR)
- Picked up win in ACC tournament against Florida State after pitching scoreless 12th inning (5/25)
- Did not earn decision in final start against Duke, going 3 2/3 innings, allowing four runs (three earned) and eight hits
- Went 6 2/3 strong innings against Florida State to earn fifth win (ER, 5H, 3BB, 4K)
- Had best start of season at Wake; took no-hitter into sixth inning in earning win (career-high 7 1/3 IP, 3R, 0ER, 3H, 2BB, 6K)
- Worked 4 1/3 innings, allowed two earned runs in no decision against NC State (3/24)
- Pitched six innings and allowed two earned runs to earn win over Clemson (3/17)
- Worked into seventh inning for first time against Maryland (3/10), but was tagged with loss (6 1/3IP, 4R, 1ER, 8K)
- Struck out career-best 11 in win over Bucknell (3/3)
- Worked 10 scoreless innings in earning consecutive wins over William and Mary (2/19) and Toledo (2/24)

## 2012

- Made 19 appearances out of the bullpen and also received 52 at bats in 26 games
- On mound, picked up 37 strikeouts and 12 walks in 41.2 innings (2.81 ERA); batters hit just .222 against him
- He allowed only eight extra-base hits (6 2B, 1 3B, 1HR)
- Also started 11 games in the field (10 at DH, one at third base); hit .368 with .468 OBP in his starts
- Went 2-for-4, scored twice in Saturday win over Virginia Tech (3/10)
- Was 3-for-4 with two runs and RBI in win over Towson (3/27)
- Went 1-for-3 with three runs, RBI and two walks while pitching 4.1 innings in relief to earn his first career win over Towson (3/28; 4.1 IP, 5H, 2R, 2ER, 0BB, 4K)
- Pitched three scoreless innings in relief and hit single in his lone at-bat against JMU (4/4)
- Went 3-for-5 and drove in one run in first game of Wake Forest series (4/7)
- Made first two ACC pitching appearances against Wake out of the bullpen (4/8-9)
- Pitched 3.1 innings without giving up an earned run vs. North Carolina (4/14;

3.1 IP, 3H, 1R, 0ER, 0BB, 1K)

- Struck out three and gave up one run in 2.2 IP against Richmond (4/17; 2.2 IP, 3H, 1R, 1ER, 1BB, 3K)
- Worked in all three games of Georgia Tech series; earned win in Friday game; 4.0 scoreless innings in series (5/11/13)
- Fired career-long 5.1 innings of scoreless relief in UVa's win at Maryland (5/17); retired 16 of 19 batters he faced
- Had strong outing against Oklahoma in NCAA Regional (6/3), allowing unearned run and one hit while striking out four in 3.2 innings of relief

## PREP

- Twice named to Washington Catholic Athletic Conference First Team
- No. 1 recruit out of Maryland according to Perfect Game
- Named to 2011 All-Met Team
- 2010 All-Met Honorable Mention
- Named to South Florida Class All-Tournament Team
- Named No. 90 prospect nationally by Baseball America
- Hit .403 with 28 RBI and 20 stolen bases his senior season; also pitched 31.1 innings to go 3-2 with 31 strikeouts and 1.56 ERA in senior year
- Played for Coach Mark Gibbs at SJCHS

## PERSONAL

- Parents are Dale and Paula Howard
- Has one brother, Matthew
- Uncle, Dennis, played for Toronto Blue Jays organization
- Father played college baseball at Canisius College
- Enjoys fishing, playing video games and listening to music
- Majoring in history

## HOWARD BY THE NUMBERS

Year	Avg.	G-GS	AB	R	H	2B	3B	HR	RBI	TB	SLG%	BB	HP	K	OB%	SB-A	E	FLD%
2012	.346	26-11	52	11	18	1	1	0	6	21	.404	8	1	13	.435	1-2	2	.913
2013	.323	50-50	198	37	64	12	2	3	38	89	.449	8	1	31	.344	2-3	17	.887
<b>Total</b>	<b>.328</b>	<b>76-61</b>	<b>250</b>	<b>48</b>	<b>82</b>	<b>13</b>	<b>3</b>	<b>3</b>	<b>44</b>	<b>110</b>	<b>.440</b>	<b>16</b>	<b>2</b>	<b>44</b>	<b>.365</b>	<b>3-5</b>	<b>19</b>	<b>.891</b>

Year	ERA	W-L	G-GS	CG	SHO/CBO	SV	IP	H	R	ER	BB	K	BAA	WP	HP	BK
2012	2.81	3-0	19-0	0	0/0	0	41.2	34	15	13	12	37	.222	3	2	0
2013	3.38	6-4	13-12	0	0/0	0	61.1	67	31	23	15	52	.277	2	4	0
<b>Total</b>	<b>3.15</b>	<b>9-4</b>	<b>32-12</b>	<b>0</b>	<b>0/0</b>	<b>0</b>	<b>103.0</b>	<b>101</b>	<b>46</b>	<b>36</b>	<b>27</b>	<b>89</b>	<b>.256</b>	<b>5</b>	<b>6</b>	<b>0</b>





## NATE IRVING

# 18

C • Jr. • 6-0 • 230 • R-R  
Yonkers, N.Y.  
Riverdale

### 2013

- Started and played in 56 games at catcher; caught 88 percent of UVa's innings (488 2/3 of 556 2/3)
- Earned invitation to try out for 2013 USA Baseball Collegiate National Team following season
- Named to NCAA Charlottesville Regional All-Tournament Team
- Earned spot on All-ACC Academic Baseball Team for second straight year
- Named to initial watch list for Johnny Bench Award
- Solid bunter who recorded team-high 12 sacrifice bunts (fourth in ACC)
- Ended season on seven-game hit streak, including all five games of NCAA tournament
- Was strong defensively with just one error and four passed balls (.998 fielding percentage)
- Reached base safely in 22 of 34 plate appearances in three-series stretch against NC State, Miami and Wake Forest
- Was 6-for-18 with team-best five RBI in NCAA tournament
- Was 3-for-9 with pair of doubles at ACC tournament
- Was 6-for-12 and scored four runs in UNC series
- Went 4-for-11 with five RBI in Duke series; hit walk-off single to cap three-run ninth-inning rally in Game 1
- Was 3-for-8 with four walks in Wake Forest series
- Went 3-for-8, reached base in 7-of-12 plate appearances in Miami series
- Went 4-for-7 with two doubles, reached base in 7-of-11 plate appearances in NC State series
- Was 3-for-12 in Clemson series

### 2012

- Started 49 games at catcher (played in 53 games total); started UVa's last 18 games behind plate
- Was first primary starting freshman catcher in Brian O'Connor's tenure at UVa
- Named to Charlottesville Regional All-Tournament Team
- Named to ACC Academic Honor Roll and All-ACC Academic Team
- Had walk-off hits against Virginia Tech (3/11) and Radford (4/24)
- Racked up strong .415 OBP (23 BB, 15 HBP), which ranked 15th in ACC
- Ranked sixth in ACC in HBP
- Third on team and in ACC with 15 sacrifice bunts
- Finished fifth on team in batting (.279), runs (33) and RBI (35)
- Had big series against Virginia Tech, going 6-for-12 with four RBI; had three run-scoring singles in finale vs. VT, including walk-off single (3/11)
- After falling into 0-2 hole, he battled back to draw bases-loaded walk to give Virginia a key insurance run in Sunday victory over Clemson (3/25)
- Drove in ninth-inning run on perfectly executed suicide squeeze against NC State; 2-for-4 on the day (3/31)
- Hit bases-clearing triple in eighth inning for three of his four RBI (career-high) against Wake Forest (4/9)
- Drove in three RBI off double and squeeze bunt against Richmond (4/17)
- Was 2-for-6 with two runs in Duke series (4/20-21)
- Racked up career-high four hits, including walk-off single in 11th, in win over Radford (4/24)
- Picked up three hits, scored three times in win over High Point (5/9)
- Went 3-for-10 in Maryland series, with all three knocks coming in Game 3 (5/19)
- Was 1-for-7 with three walks in ACC tournament (5/24-26)
- Went 3-for-9 with five runs scored in NCAA Regional (6/1-3); reached base safely in 6-of-12 plate appearances

### PREP

- Five-time First Team All-Conference
- All-City Selection by New York Post and New York Daily News
- Gatorade State Players of the Year Finalist
- Named All-State by LoHud.com
- Named Power Showcase All-American
- Named to All-Northeast First Team by Perfect Game
- Competed at East Coast Professional Showcase and Area Code Games
- Hit .520 with .606 on base percentage, 14 BB, 10 stolen bases, 15 RBI, 30 runs, nine doubles, two triples and three home runs
- Won Frank Bertino Award for Honorable Leadership, Character and Work Ethic

### PERSONAL

- Full name is Nathaniel Benjamin Irving
- Parents are Jonathan and Rheva Irving
- Double majoring in Spanish and foreign affairs

### IRVING BY THE NUMBERS

Year	Avg.	G-GS	AB	R	H	2B	3B	HR	RBI	TB	SLG%	BB	HP	K	OB%	SB-A	E	FLD%
2012	.279	53-49	154	33	43	7	1	0	35	52	.338	23	14	24	.415	4-5	4	.990
2013	.284	56-56	183	39	52	11	0	0	33	63	.344	23	9	17	.387	2-6	1	.998
Total	.282	109-105	33772	95	18	1	0	68	115	.341	.46	23	41	.400	6-11	5	.994	



## CONNOR JONES

# 30

RHP • Fr. • 6-3 • 200 • R-R  
Chesapeake, Va.  
Great Bridge

### PREP

- Selected by San Diego Padres in 21st round of 2013 MLB Draft
- Ranked No. 1 high school player in Virginia and No. 26 nationally by Perfect Game
- Named 2013 First-Team All-American by Rawlings and MaxPreps
- Tabbed 2013 Gatorade State Player of Year, VHSL AAA State Player of Year and MaxPreps AAA Baseball Player of Year
- Named First-Team All-State in 2013
- Earned 2013 Southeastern District, Eastern Region and Tidewater Player of Year honors
- Named 2013 First-Team All-Tidewater and All-Southeastern District
- Finished four-year varsity career with 22-3 record, two saves, 1.68 ERA and opponent batting average of .179
- Went 10-1 with 0.00 ERA in 2013 regular season (0.55 season ERA)
- Fired 10 shutouts in 2013
- Finished with 5-0 career record in playoffs; winning pitcher in 2011 Virginia AAA state championship game
- Was 2012 First Team Under Armour All-American
- Winning pitcher in 2012 Under Armour All-America Game at Wrigley Field
- Coached by Sean Townsend at Great Bridge
- Also competed on swimming team his freshman and sophomore years
- Placed seventh in region and second in district in 50m freestyle his sophomore year
- 2012-2013 Chesapeake Scholar-Athlete
- Member of National Honor Society and Student Council
- Finished with 3.68 GPA
- Was junior class president

### PERSONAL

- Parents are Wes and Kim Jones
- Has one sister, Taylor
- Grandfather, Jim Durham, played baseball at Rider (1960-63); aunt Kristen Durham played women's basketball at Tennessee (1987-89) and was National Gatorade Player of Year coming out of high school



# NATHAN KIRBY

# 19

LHP • So. • 6-2 • 185 • L-L  
Midlothian, Va.  
James River

## 2013

- Pitched in 24 games, which was fourth on staff
- Recorded 37 strikeouts in 32 2/3 innings
- Induced inning-ending double play to end ninth against Duke; earned win after UVa rallied for win in bottom of inning (5/10)
- Started and tossed two scoreless innings to earn win at VCU (4/30)
- Worked 3 1/3 hitless innings, struck out six at Liberty (both career highs)
- Picked up win vs. Towson with 1 1/3 scoreless innings (3/27)
- Worked twice out of bullpen in Clemson series, including perfect eighth inning in Friday game
- Made first college start against Harvard (3/2)
- Earned win in relief against Toledo (2/24)

## PREP

- Named 2012 Virginia Player of the Year by Gatorade and ESPNHS
- Went 9-1 with 1.24 ERA in 56 2/3 IP in 2012 (90 K, 25 BB); also batted .397 with 17 RBI
- Named 2012 Richmond Times-Dispatch Player of the Year
- Coached by Pete Schumacher at James River

## PERSONAL

- Parents are Joe and Susan Kirby
- Has two brothers, Micheal and Josh

## KIRBY BY THE NUMBERS

Year	ERA	W-L	G-GS	CG	SHO/CBO	SV	IP	H	R	ER	BB	K	BAA	WP	HP	BK
2013	6.06	4-1	24-2	0	0/1	0	32.2	43	26	17	11	24	.313	2	2	1



# JOHN LaPRISE

# 2

INF • So. • 6-3 • 180 • L-R  
Exton, Pa.  
Devon Prep

## 2013

- Played in 19 games, appearing in nine as pinch hitter
- Made seven starts, including two in ACC play: May 12 vs Duke and May 18 at UNC
- Started ACC tournament game against Georgia Tech and had sac fly (5/23)
- Hit two-run triple in 11th inning in win at UNC (5/18)
- Had pinch-hit single, scored run against VCU (5/14)
- Was 1-for-6 in Duke series
- Went 1-for-4 as DH against JMU (4/24)

## PREP

- Named to All-Southeastern PA Baseball first team in 2012
- Selected as 2012 Bicentennial Athletic League MVP
- Was two-time first-team all-league selection
- 2012 team MVP and school's 2011 Barry M. Henley Award for baseball
- Holds the Devon Prep single-season stolen base, RBI and home run records
- Earned All-Main Line and Daily Local News All-Area first-team honors in 2011
- Coached by Mark Aquilante at Devon Prep
- Also played two years of soccer (center midfield) and three years of basketball (point guard)
- Was a first-team All-Bicentennial Athletic League selection in basketball
- Member of National Honor Society; earned English Award and School Loyalty Award

## PERSONAL

- Parents are David and Marie LaPrise
- Has one sister, Caroline
- Father played soccer at Maine

## LAPRISE BY THE NUMBERS

Year	Avg.	G-GS	AB	R	H	2B	3B	HR	RBI	TB	SLG%	BB	HP	K	OB%	SB-A	E	FLD%
2013	.171	19-7	35	7	6	0	1	0	6	8	.229	3	1	7	.244	0-0	0	1.000



# ARTIE LEWICKI

# 34

RHP • Sr. • 6-3 • 212 • R-R  
Wyckoff, N.J.  
St. Joseph Regional

## 2013

- Made two Wednesday starts, pitching one inning in each while on strict pitch count
- Made first appearance of season April 10 against Radford
- Underwent offseason arm surgery on Aug. 7, 2012; was cleared to return in early April

## 2012

- Pitched in 16 games, starting 13
- Second on team with 77.2 IP; recorded 3.82 ERA while batters hit .238 against him
- Posted 3-0 record with 1.59 ERA over five starts from April 21-May 26; opponents hit .164 in that stretch
- Was 3-1 record with 2.87 ERA in 10 ACC appearances, including nine starts (.227 BAA)
- Started at JMU (3/6) and worked 3.2 shutout innings before walking bases loaded (3.2 IP, 4ER, 2H, 3BB, 3K)
- Was strong in Sunday start vs. Virginia Tech (3/11); worked career-high 5.0 innings in a no decision (1R, 0ER, 3H, 0BB, 5K)
- Earned his first career win with 6.0-inning outing on Sunday against Clemson (3/25; 6.0 IP, 6H, 2R, 2ER, 2BB, 4K)
- Allowed two runs and struck out four in 5.1 innings of work against NC State but got a no-decision (4/1)
- Took loss against North Carolina after giving up six hits and four runs in 4.1 IP (4/15); all runs came in second inning
- Picked up win against Duke after working into eighth inning for first time in career (7.0 IP, 3R, 2ER, 6H, 1BB, 1K)
- Notched second straight win after 6.1 strong innings in start at Miami (4/30; 2ER, 3H, 1BB, 5K)
- Worked 7.0 innings against Georgia Tech in a no decision (5/13; 2ER, 4H, 3BB, 2K)
- Fired 6.2 strong innings, retired 16 straight batters at one point and did not allow an earned run in no decision vs. Maryland (5/19; 4R, 0ER, 3H, 0BB, 5K)
- Threw seven shutout innings to earn win against No. 1 FSU at ACC tournament (5/26; 7.0 IP, 3H, 0R, 2BB)

## 2011

- Made nine appearances (9.1 IP) and allowed just one run during freshman season
- Tossed shutout inning at North Carolina (5/19) and Georgia Tech (4/10)
- Took the loss in game three of the Florida State series, giving up the deciding run in the 10th inning (3/20; 2.0 IP, 1H, 1R, 1ER, 1BB, 3K)
- Made first career appearance against Cornell out of the bullpen (3/5; 1.1 IP, 0H, 0R, 0ER, 0BB, 2K)

## PREP

- Team captain
- Named first team all-league honors in 2007
- Selected second team all-county in 2009
- Went 6-3 with 2.00 ERA his senior season; four-year member of varsity team
- Coached by Frank Salvano at St. Joseph Regional

## PERSONAL

- Parents are Paul Lewicki and Janet Higgins
- Has one brother, Joe Lewicki
- Majoring in sociology

## LEWICKI BY THE NUMBERS

Year	ERA	W-L	G-GS	CG	SHO/CBO	SV	IP	H	R	ER	BB	K	BAA	WP	HP	BK
2011	0.96	0-1	9-0	0	0/2	0	9.1	1	1	1	6	10	.036	3	3	0
2012	3.82	4-3	16-13	0	0/1	0	77.2	69	41	33	22	50	.238	3	8	4
2013	13.50	0-1	2-2	0	0/0	0	2.0	3	4	3	3	0	.333	0	0	0
<b>Total</b>	<b>3.74</b>	<b>4-5</b>	<b>27-15</b>	<b>0</b>	<b>0/3</b>	<b>0</b>	<b>89.0</b>	<b>73</b>	<b>46</b>	<b>37</b>	<b>31</b>	<b>60</b>	<b>.223</b>	<b>6</b>	<b>11</b>	<b>4</b>





## BRETT LISLE

# 42

**LHP • R-So. • 6-9 • 220 • L-L**  
**Highlands Ranch, Colo.**  
**ThunderRidge**

### 2013

- Pitched in two games, totaling 1 1/3 scoreless innings
- Made first career appearance with scoreless ninth inning at VCU (4/30)
- Retired one batter in home game against VCU (5/14)

### 2012

- Redshirt season
- Named to ACC Academic Honor Roll

### PREP

- Named All-Continental League in 2011
- Went 6-2 in 53 innings as senior; went 6-2 with 2.77 ERA and 71 strikeouts
- Recorded six complete games his senior year
- Team captain for both baseball and basketball
- Played for Coach Joe White at Thunder Ridge High School
- Member of National Honor Society
- Two-time Academic Letter and two-time Academic All-State for baseball
- Named to Principal's Honor Roll four times
- Graduated with Valedictorian Honors

### PERSONAL

- Parents are Bonnie and George Lisle
- Has one brother, Chandler
- Enjoys golfing and snowboarding
- Majoring in commerce

### LISLE BY THE NUMBERS

Year	ERA	W-L	G-GS	CG	SHO/CBO	SV	IP	H	R	ER	BB	K	BAA	WP	HP	BK
2013	0.00	0-0	2-0	0	0/0	0	1.1	0	0	0	0	0	.000	0	1	0



## WHIT MAYBERRY

# 47

**RHP • R-Sr. • 6-1 • 190 • R-R**  
**Alexandria, Va.**  
**St. Stephen's and St. Agnes**

### 2013

- Pitched in 22 games, with 18 coming in relief
- Returned from elbow surgery Feb. 16 after missing most of 2012 season
- Started in his last four outings
- Allowed 44 hits, just nine walks in 51 1/3 innings while batters hit .234 against him
- Pitched season-long 5 1/3 innings against Florida State in ACC tournament; allowed one run over first five innings (5/25)
- Started at UNC and worked five innings of one-run baseball (5/18; 5H, 0BB, 0K)
- Made first start against VCU, going 2 2/3 innings to earn win (5/14)
- Pitched 3 1/3 innings to earn save in first game of Virginia Tech series (4/26)
- Worked two scoreless innings at Wake Forest to earn third win of year (4/6)
- Came in and recorded one out March 30 vs. Miami to get out of two-on, two-out jam without allowing run to score
- Escaped second/third, none out jam without any damage in seventh inning against Maryland (3/9)
- Notched win with four innings of one-run relief against Harvard (3/2)
- Earned win in first game back with 2 2/3 scoreless innings of relief at East Carolina (2/16)

### 2012

- Made five weekend starts, posting 2-0 record and 3.67 ERA before suffering season-ending injury in mid-March and undergoing surgery on April 3
- Struck out 24 and walked only six in 27.0 innings
- Named to ACC Academic Honor Roll and All-ACC Academic Baseball Team
- Did not allow runner to pass first base through four innings in win over Coastal Carolina (2/18; 6.0 IP, 6H, 2R, 2ER, 0BB, 1K)
- Recorded second win of season by pitching six shutout innings against

Monmouth (2/26; 6.0 IP, 6H, 0R, 0ER, 0BB, 3K)

- Fired 5.2 innings against Virginia Tech in first career Friday start - struck out first five batters of game (3ER, 7H, 7K)

### 2011

- Recorded 3.00 ERA in 33 innings of work during sophomore season; primarily came out of bullpen but also made two starts
- Named to ACC Academic Honor Roll and All-ACC Academic Baseball Team
- Retired lone batter he faced against South Carolina in College World Series (6/21)
- Worked two IP of relief in win over St. John's in the NCAA Charlottesville Regional (6/4)
- Struck out five of six batters faced against UNC in the ACC Tournament (5/28)
- Earned first career save at Virginia Tech, pitching three innings to finish off the Hokies (4/1; 3.0 IP, 2H, 1R, 1ER, 0BB, 4K)
- Came on in relief at Clemson to earn the win with 2.0 innings of work (3/12; 2.0 IP, 2H, 1R, 1ER, 1BB, 2K)
- Earned the win out of the bullpen against VMI, pitching 2.2 scoreless innings against the Keydets (2/23; 2.2 IP, 3H, 0R, 0ER, 0BB, 2K)

### 2010

- Named to ACC Academic Honor Roll
- Saw action in 13 contests, including three ACC games and ACC tournament vs. FSU
- Had 24 strikeouts in 24.1 innings
- Started UVa's last four Wednesday games
- Earned win in first career start vs. Radford (4/7); 5.0 IP, ER, 3 H, 2 K - retired 10 of first 11 batters
- Struck out season-best three batters in two innings of work at Florida State (3/13)

### PREP

- Two-time all-state honoree (Virginia Independent School Athletic Association)
- Second-Team All-Met as senior; honorable mention as junior
- Twice named to All-Interstate Athletic Conference team
- Posted 6-3 record with four walks and 100 strikeouts in 58.1 innings his senior year
- Posted complete games in all nine of his starts
- Two-time team MVP and batted .558
- Coached by Jim Supple at St. Stephen's and St. Agnes
- Also played soccer for four years and twice was the team MVP

### PERSONAL

- Full name is Whitley Thomas Mayberry
- Parents are John and Julie Mayberry
- Has one brother, Wesley, who played baseball for Hamilton College (N.Y.)
- Graduated with bachelor's degree in commerce; working on master's in educational psychology

### MAYBERRY BY THE NUMBERS

Year	ERA	W-L	G-GS	CG	SHO/CBO	SV	IP	H	R	ER	BB	K	BAA	WP	HP	BK
2010	6.29	1-2	13-4	0	0/0	0	24.1	30	19	17	11	24	.313	2	2	1
2011	3.00	5-0	17-2	0	0/1	1	33.0	35	12	11	7	32	.280	0	2	2
2012	3.67	2-0	5-5	0	0/0	0	27.0	31	11	11	6	24	.313	0	1	0
2013	2.45	4-0	22-4	0	0/3	2	51.1	44	18	14	9	34	.234	3	3	0
<b>Total</b>	<b>3.52</b>	<b>12-2</b>	<b>57-15</b>	<b>0</b>	<b>0/4</b>	<b>3</b>	<b>135.2</b>	<b>140</b>	<b>60</b>	<b>53</b>	<b>33</b>	<b>114</b>	<b>.276</b>	<b>5</b>	<b>8</b>	<b>3</b>



## JOE McCarthy 31

OF/1B • So. • 6-3 • 215 • L-L  
Scranton, Pa.  
Scranton

### 2013

- ACC Freshman of the Year and Second-Team All-ACC honoree
- Named Freshman All-American by Louisville Slugger and the NCBWA
- Named to Charlottesville Regional All-Tournament Team
- VaSID State Freshman of Year
- Recorded highest batting average for a Virginia freshman since Bill Narleski hit .366 in 1984 (minimum 2.0 AB/game) • Started 60 of 62 games; reached base safely in 56 games
- His .469 on base percentage ranked second on team and sixth in ACC; had .458 OBP in ACC games (fifth in league)
- Ranked fifth among all freshmen nationally in OBP
- Posted .357 batting average in ACC play (seventh among all players)
- Tied school record with 54 walks (ranked fourth in ACC, sixth nationally in 2013)
- Reached base safely in 36 straight games to start his career (ended April 14 when he went 0-for-3 in rain-shortened game at Georgia Tech)
- Batted team-best .438 (7-for-16) in NCAA tournament
- Went 4-for-9 with five walks in NCAA regional; had three hits in opener vs. Army (5/31)
- Was 3-for-12 in ACC tournament; homered against Florida State
- Was 8-for-14 with three doubles, four RBI in Duke series
- Was 4-for-12 with three runs, two RBI in Virginia Tech series
- Missed two midweek games (April 23-24) with jammed finger; returned vs. Virginia Tech
- Had two hits, two RBI in eight ABs in Florida State series
- Went 6-for-13 with five runs in Wake series; was 4-for-6 with two homers, four RBI in Monday finale
- Was 5-for-14 with three RBI in Miami series and 4-for-15 in Clemson series
- Scored three runs, including game winner, in walkoff win over Maryland (3/9); went 3-for-10 in series
- Homered, drove in three against Harvard (3/2)
- Had three hits, drove in four runs and reached base five times at ECU (2/16)

### PREP

- Three-sport standout at Scranton High School
- Was three-time all-region and all-conference honoree in baseball
- Named conference player of the year in 2012
- Earned region's player of the year honors in 2012
- Hit .500 as a senior
- Led baseball team to two district championships
- Coached by Jaime Higgins
- Also played football (running back/quarterback) and basketball (center)
- Finished with 2,275 rushing yards (27 rushing TD), 283 receiving yards (four TD) and 1,606 passing yards (10 passing TD)
- Named to football all-conference and all-region teams in 2011
- Was football team MVP in 2011
- Helped football team to one league and one district championship
- Baseball team captain in 2012 and two-year football team captain
- Led basketball team to two district titles and three league championships
- Member of National Honor Society

### PERSONAL

- Parents are Joe and Joanne McCarthy
- Father played baseball at South Carolina and was drafted three times
- Has one sister, Morgan, and one brother, Jake

### McCarthy BY THE NUMBERS

Year	Avg.	G-GS	AB	R	H	2B	3B	HR	RBI	TB	SLG%	BB	HP	K	OB%	SB-A	E	FLD%
2013	.336	60-60	223	48	75	10	2	4	51	101	.453	54	6	32	.469	11-12	1	.990



## MIKE PAPI 38

OF/1B • Jr. • 6-3 • 210 • L-R  
Tunkhannock, Pa.  
Tunkhannock

### 2014 PRESEASON HONORS

- NCBWA Preseason All-American (First Team)
- Baseball America Preseason All-American (Second Team)
- Perfect Game Preseason All-American (Second Team)

### 2013

- Named First-Team All-American by ABCA and Baseball America
- Earned ABCA First-Team All-Atlantic Region honors
- Named to All-ACC First Team
- Earned invitation to try out for 2013 USA Baseball Collegiate National Team following season
- Named 2013 VaSID State Player of Year
- Named ACC Player of Week last two weeks of regular season
- Played in 55 games while making 47 starts
- Was ACC's 2013 batting champion with a .381 average - UVa's first ACC batting champ since Glenn Harris in 1981; also led league with .412 average in ACC games
- Also led league in on-base percentage (.517) and was second in slugging (.619)
- Finished second nationally in OBP, 27th in batting and 31st in slugging
- Ranked sixth in ACC with 45 walks and ninth with 57 runs
- Started team's last 38 games; did not begin season as starter but worked way into lineup during Clemson series in early March
- Reached base safely in 47 of his 55 games
- Tied for second on team with seven home runs; four were game-tying or go-ahead blasts, including two grand slams
- Drew 45 walks, sixth most in single-season UVa history
- Hit leadoff HR in game 1 of NCAA super regional against Mississippi State (6/8)
- Went 4-for-13 in NCAA regional
- Went 5-for-13 with four runs, four RBI in UNC series; named ACC Player of Week
- Also Named ACC Co-Player of Week after going 6-for-11 with eight RBI in Duke series
- Reached base safely in all six plate appearances at VCU (4/30), going 3-for-3 with three walks
- Was 4-for-12 with three runs in Virginia Tech series
- Was 2-for-9 with pair of RBI in Florida State series
- Cranked game-tying grand slam in seventh inning vs. Old Dominion; drove in career-high five runs in game (4/17)
- Was 4-for-10 with six walks, seven RBI in Wake series
- Hit two-out grand slam on 0-2 pitch in ninth inning of to rally UVa for 7-6 win at Wake Forest (4/6)
- Had career-best 10-game hit streak snapped April 2 at Liberty (20-for-32 during streak)
- Was 6-for-10 with six runs, three doubles in Miami series; had four hits in series opener
- Hit game-tying pinch-hit single in ninth inning against Clemson, then cranked go-ahead solo HR in 11th (3/15)
- Was 5-for-7 in Clemson series
- Hit three-run homer and drove in four runs in win over Harvard (3/2)

### 2012

- Appeared in 35 games, including 28 starts (27 in RF, one at DH)
- Named to ACC Academic Honor Roll
- Finished fifth on team with eight doubles
- Posted nine-game hit streak from March 3-17
- Did not play after April 21 because of injury
- Recorded hit and two runs in first career start and appearance against Boston College (2/17)
- Had pair of hits and reached base four times in win over Coastal Carolina (2/18)
- Hit two-run walk-off single in 11th inning to beat William and Mary (2/22)
- Stole first two bases in win over Monmouth (2/24)
- Went 4-for-8 with two doubles, four RBI during Wright State/Seton Hall weekend (3/3-4)
- Was 3-for-5 with two runs, two RBI in win at JMU (3/6)
- Went 4-for-13 (.308) in Virginia Tech series
- Was 3-for-3 with two runs in win over VMI (3/21)
- Had pinch-hit single and scored run vs. NC State (3/31)
- Hit first career home run off right-field foul pole against Richmond and also scored twice (4/17)



## PREP

- Selected by Los Angeles Angels of Anaheim in 30th round of 2011 MLB Draft
- Named 2011 Rawlings Second Team All-American
- Regional Baseball Player of the Year for Wyoming Valley Conference in 2011
- Named to 2011 Pennsylvania All-State Team by ESPN Rise Magazine
- Named Wyoming Conference Player of the Year in 2010 and 2011
- Hit .531 with six home runs, 24 RBI, .708 on base percentage in senior season
- Pitched a no-hitter in 2011 state semi-finals
- Played baseball for Coach Gary Custer at TAHS
- Varsity baseball captain in 2011 and varsity basketball captain in 2010 and 2011
- First-Team All Wyoming Valley Conference in basketball; holds conference records in free throw percentage (93 percent) and three pointers (50 in 2010, 53 in 2011)
- Member of National Honor Society and Future Business Leaders of America
- Volunteered with Special Olympics

## PERSONAL

- Parents are Joe and Laurie Papi
- Has two brothers, Jeff and Mark
- Brother, Jeff, played baseball at Mansfield University
- Father played baseball at East Stroudsburg University
- Collects baseballs
- Majoring in religious studies

## PAPI BY THE NUMBERS

Year	Avg.	G-GS	AB	R	H	2B	3B	HR	RBI	TB	SLG%	BB	HP	K	OB%	SB-A	E	FLD%
2012	.283	35-28	106	24	30	8	0	1	17	41	.387	15	6	17	.395	5-7	3	.932
2013	.381	55-47	176	57	67	15	3	7	57	109	.619	45	10	25	.517	6-8	2	.978
Total	.344	90-75	282	81	97	23	3	8	74	150	.532	60	16	42	.474	11-15	5	.963



## DANIEL PINERO

# 22

INF • Fr. • 6-4 • 200 • R-R  
Toronto, Ontario  
Humber College

## PREP

- Selected in 20th round of 2013 MLB Draft by Houston Astros
- Played on Canada's Junior National Team in 2011-12 which placed second in 18U World Baseball Championships in Seoul, South Korea
- Played for Ontario Blue Jays travel team and led team with .434 batting average
- Also led team in hits, doubles, triples, homers, RBI, slugging and on-base percentage
- Hit team-high eight home runs with Blue Jays, setting a team record
- Named to Perfect Game's Top 500 list for 2013 MLB Draft; also named one of Canada's top five prospects for 2013 draft
- Named best first baseman at 18U World Baseball Qualification Championships in Cartagena, Colombia
- Also named to all-tournament team at qualification championships
- Also played basketball (point guard) in high school; averaged 20.1 points per game over his four years
- Named team MVP in both baseball and basketball
- Honor Roll student

## PERSONAL

- Parents are Reinaldo Pinero and Elena Vojmina
- Has one sister, Natacha Pinero



## JACK ROBERTS

# 17

RHP • Fr. • 6-4 • 200 • R-R  
Richmond, Va.  
James River

## PREP

- Named Louisville Slugger All-American his senior year
- Went 7-1 with 0.80 ERA in 11 games during his senior year; struck out 84 in 61 innings
- Named Central Region Player of Year and Second-Team All-State as senior
- Was Co-Player of Year for Dominion District in senior year in 2013
- Led team to third-place state finish as sophomore and junior
- Competed at USA Baseball Tournament of Stars as junior
- Made Team USA U16 Team Trials as sophomore
- Was named First-Team All-Dominion District three times at first base; second-team selection his senior year
- Coached by Pete Schumacher
- Was high school teammate of current UVa pitcher Nathan Kirby

## PERSONAL

- Parents are Jeff and Mary Ann Roberts
- Has one sister, Katie, and one brother, Will
- Will pitched at UVa from 2009-11 and now is in Cleveland Indians organization
- Cousins Mike and Sam Roberts played at VMI and went on to play minor league baseball



## DAVID ROSENBERGER

# 35

LHP • So. • 6-0 • 185 • L-L  
Bethlehem, Pa.  
Allentown Central Catholic

## 2013

- Made 20 appearances out of bullpen, spanning 32 2/3 innings
- Worked five scoreless innings out of bullpen, facing minimum of 15 batters, to earn NCAA regional win against Elon (6/2)
- Fired three scoreless innings and allowed just one hit in ACC tournament game against Virginia Tech (5/25)
- Worked 10th and 11th innings at UNC to earn win in Game 3 of series (5/18)
- Had streak of 13 straight scoreless innings snapped at UNC
- Tossed 1 1/3 scoreless innings against Virginia Tech in second game of DH (4/27)
- Pitched three scoreless innings to earn first career win against Richmond (4/23)
- Tossed scoreless inning in game 1 of series against Florida State (4/20)
- Also pitched twice in Clemson series

## PREP

- Two-time all-state honoree (2010 as pitcher, 2012 as DH)
- Twice named to All-Lehigh Valley Conference team (2011, 2012)
- 2010 and 2012 all-area honoree
- Named team MVP and captain in 2012
- Coached by Matt Garza

## PERSONAL

- Parents are Ronald and Karen Rosenberger

## ROSENBERGER BY THE NUMBERS

Year	ERA	W-L	G-GS	CG	SHO/CBO	SV	IP	H	R	ER	BB	K	BAA	WP	HP	BK
2013	1.38	3-0	20-0	0	0/1	0	32.2	31	8	5	3	23	.248	1	0	0



## JOSH SBORZ

# 27

RHP • So. • 6-3 • 225 • R-R  
McLean, Va.  
McLean

### 2013

- Pitched in team-high 30 games (10th most in UVa history), while making three midweek starts
- Was 3-0 with 1.98 ERA in 50 innings
- Batters hit .206 against him
- Recorded two saves on the year
- Named to VaSID All-State second team at relief pitcher
- Worked two perfect innings in NCAA regional, with one each in both games against Elon (6/1-2)
- Pitched twice in ACC tournament, totaling 1 1/3 perfect innings against Georgia Tech (1/3) and Florida State (1)
- Worked twice in UNC series, pitching combined 2 2/3 innings in final two games
- Pitched 2 1/3 scoreless innings against VCU, allowing just one hit (5/14)
- Worked 2 2/3 perfect innings in first game of DH at Virginia Tech (4/27)
- Started and pitched three innings against Richmond (4/24)
- Worked 3 1/3 scoreless innings vs. Radford (4/10)
- Tossed four shutout innings to earn win at Liberty (4/2); allowed just one hit and two baserunners (one on error)
- Worked twice in NC State series, pitching five scoreless innings (allowed two hits, no walks)
- Made midweek start vs. Yale, going three innings to earn win (3/20)
- Earned win in his first college game against East Carolina (2/15)2

### PREP

- Named Virginia State Player of the Year in 2012
- Two-time all-state honoree
- Two-time All-Met selection
- Coached by John Thomas at McLean

### PERSONAL

- Parents are John and Tina Sborz
- Has one brother, Jay, and two sisters, Heather and Chrissy
- Brother played from 2003-10 in Detroit Tigers organization and made MLB debut in 2010

### SBORZ BY THE NUMBERS

Year	ERA	W-L	G-GS	CG	SHO/CBO	SV	IP	H	R	ER	BB	K	BAA	WP	HP	BK
2013	1.98	3-0	30-3	0	0/6	2	50.0	37	15	11	12	47	.206	3	3	1



## CAMERON TEKKER

# 6

RHP • So. • 6-3 • 185 • R-R  
Waxhaw, N.C.  
Cuthbertson

### 2013

- Made four appearances, including both games of the Yale series
- Made UVa debut with two innings of relief against Saint Peter's (2/18)

### PREP

- Named all-state honoree his senior year
- Recorded 0.39 ERA in 2012
- Was East Coast Pro Showcase participant (2011)
- Named to All-State team by ESPN
- Named fifth overall prospect in North Carolina by Perfect Game
- Three-time team co-captain and four-year letterwinner
- Coached by Travis Little at Cuthbertson

### PERSONAL

- Parents are Brett and Melanie Tekker
- Has one brother, Grant

### TEKKER BY THE NUMBERS

Year	ERA	W-L	G-GS	CG	SHO/CBO	SV	IP	H	R	ER	BB	K	BAA	WP	HP	BK
2013	2.08	0-0	4-0	0	0/1	0	4.1	3	1	1	2	4	.188	0	0	0



## MATT THAISS

# 21

C • Fr. • 6-0 • 195 • L-R  
Jackson, N.J.  
Jackson Memorial

### PREP

- Selected by Boston Red Sox in 32nd round of 2013 MLB Draft
- Twice named First-Team All-State
- Batted .343 with 17 homers and 70 RBI in high school career
- Named First-Team All-Shore Conference three times
- Also a three-time all-county honoree
- Coached by Frank Malta
- Named to High Honor Roll all four years
- Recipient of Principal's Leadership Award and member of National Science Honor Society

### PERSONAL

- Parents are Kevin and Deborah Thaiss
- Has two brothers, Justin and Kyle



## KENNY TOWNS

9

INF • Jr. • 6-0 • 185 • R-R  
Burke, Va.  
Lake Braddock

### 2013

- Played in 55 games, with 48 starts at third base and DH
- Tied for second on team with seven home runs
- Also was second on team and tied for third in ACC with five triples
- Drove in 44 runs, which was sixth on team
- Named to NCAA Charlottesville Regional All-Tournament Team
- Ended year on career-long 11-game hitting streak
- Was 4-for-12 with three doubles, triple, four RBI in regional
- Had good ACC tournament, going 4-for-12 with pair of home runs and team-high six RBI
- Hit solo homer in ACC tourney game vs. Georgia Tech (5/23) and then ripped first career walkoff HR against Florida State (5/25), a three-run blast in 12th inning
- Hit two grand slams, drove in eight runs in season opener at East Carolina (2/15)
- Went 3-for-8 with pair of RBI in UNC series
- Was 3-for-10 with four runs in Duke series
- Had good series at Virginia Tech, going 5-for-8 with home run and pair of doubles in the doubleheader
- Went 2-for-6 in Florida State series
- Was 2-for-10 with double in Wake Forest series
- Picked up three hits in Miami series
- Hit team-best fourth homer of year vs. Yale (3/19)
- Had three hits, including pair of doubles, in win over Harvard (3/2)

### 2012

- Played in 28 games, with nine starts at DH
- After appearing in just seven of UVa's first 29 games, he saw time in 21 of the final 30 games, including all nine of his starts
- Made first career start at Duke (4/21)
- Batted .313 (10-for-32) as starter at DH (UVa was 8-1 in those games)
- Singled in first college at bat vs. Monmouth (2/24)
- Made first two career starts in doubleheader at Duke (4/21)
- Had two hits in game one and was 3-for-7 in DH at Duke; reached base in 6 of 10 plate appearances
- Was 3-for-10 with two RBI in Miami series (4/28-30)
- Had two hits in four at bats in Georgia Tech series (5/11-13); doubled in Game 2
- Went 2-for-6 in Maryland series (5/17-19); had five RBI in series
- Hit game-tying two-run double in eighth inning of Game 3 of Maryland series; also had two-run double in Game 2
- Started against Oklahoma in NCAA tournament and went 1-for-4 (6/3)

### PREP

- Player of the Year for Patriot District and Northern Region in 2011
- All-State and All-Met in 2011
- 2011 All-Met Player of the Year
- 2011 Virginia State Player of the Year and 2011 Virginia Preps Player of the Year
- All-State and All-Met Honorable Mention in 2010
- Named to First Team All-District and All-Region in 2010
- First Team All Patriot District in 2009
- Patriot District Honorable Mention in 2008
- Set LBHS single season records in batting average, total bases and doubles
- Set LBHS career records in batting average, at bats, total bases, hits, runs, runs batted in, walks and doubles
- Hit .550 with eight home runs, 35 RBI and .666 OBP in 2011
- Also went 7-1 with 1.20 ERA his senior year
- Named to Athletic Honor Roll four times
- Played for Coach Jody Rutherford at Lake Braddock High School

### PERSONAL

- Parents are Connie and James Towns
- Has one sister, Suzanne
- Enjoys playing ping pong, Frisbee and golf
- Majoring in history

### TOWNS BY THE NUMBERS

Year	Avg.	G-GS	AB	R	H	2B	3B	HR	RBI	TB	SLG%	BB	HP	K	OB%	SB-A	E	FLD%
2012	.294	28-9	51	6	15	5	0	0	12	20	.392	5	3	11	.390	1-1	0	1.000
2013	.290	55-48	186	38	54	11	5	7	44	96	.516	18	10	28	.373	5-6	6	.942
<b>Total</b>	<b>.291</b>	<b>83-57</b>	<b>237</b>	<b>44</b>	<b>69</b>	<b>16</b>	<b>5</b>	<b>7</b>	<b>56</b>	<b>116</b>	<b>.489</b>	<b>23</b>	<b>13</b>	<b>39</b>	<b>.376</b>	<b>6-7</b>	<b>6</b>	<b>.948</b>



## BRANDON WADDELL

20

LHP • Fr. • 6-3 • 180 • L-L  
Houston, Texas  
Clear Lake

### 2013

- Friday starter all year for UVa; was only freshman to start every series opener in ACC in 2013
- Tied for third among all freshmen nationally in strikeouts (84)
- Finished eighth in ACC in strikeouts
- Was first freshman to start a UVa season opener since Dave Sammons on Feb. 26, 1986, at William and Mary
- UVa was 13-3 in his starts
- Struck out 15 batters in six IP against Toledo - most strikeouts by a UVa freshman since Seth Greisinger vs. UNC in 1994
- Named one of Collegiate Baseball's six National Players of the Week on Feb. 25 following his outing against Toledo
- Worked seven innings of one-run, three hit baseball to win win in NCAA opener vs. Army; struck out eight (5/31)
- Pitched seven innings at UNC (5/16); gave up four runs in first three innings before shutting out UNC over final four frames
- Worked 6 1/3 innings in no decision against Duke, giving up four runs (two earned) on five hits, including pair of two-run homers (5/10)
- Picked up Friday win at Virginia Tech, working 5 2/3 innings (6ER, 8H, BB, 5K)
- Worked six innings of one-run baseball in win over Florida State (4/20); 4H, 3BB, 3K
- Suffered first loss at Georgia Tech despite good outing; worked 5 2/3 innings, allowing 2 ER, 6 H, BB (4/12)
- Earned no decision vs. NC State (3/23), tossing 5 2/3 innings (2ER, 6H, 0BB, 6K)
- Pitched 6 1/3 innings against Clemson (3/15), striking out eight
- Worked into seventh inning vs. Maryland; allowed three earned runs in six innings (3/9)

### PREP

- Named all-district at first base in 2012
- Served as 2012 team captain
- Coached by Rupert Jaso at Clear Lake
- Member of National Honor Society

### PERSONAL

- Parents are Chuck and Terrie Waddell
- Has one sister, Samantha

### WADDELL BY THE NUMBERS

Year	ERA	W-L	G-GS	CG	SHO/CBO	SV	IP	H	R	ER	BB	K	BAA	WP	HP	BK
2013	3.96	6-3	16-16	0	0/2	0	88.2	100	54	39	23	84	.284	4	5	1





## THOMAS WOODRUFF

# 37

INF • Jr. • 5-11 • 175 • R-R  
Clifton, Va.  
Thomas Jefferson

### 2013

- Appeared in seven games as pinch hitter
- Drew pair of walks on season
- Picked up RBI in win over Duke (5/11)

### 2012

- Appeared in six games
- Named to ACC Academic Honor Roll
- Walked and scored a run in his first career appearance, a win over Monmouth (2/26)
- Posted first career hit vs. Marist (3/14), a pinch-hit RBI double

### PREP

- Three-time Liberty District All-Conference honoree
- Named First-Team All-District at utility in 2011, second-team at shortstop in 2010 and honorable mention in 2009
- Hit .400 with just two strikeouts his senior season
- Named team's MVP in 2011 and Defensive Player of the Year in 2010
- Two-time Captain as well as two-time Coach's Award honoree
- Four-year letterwinner and Scholar Athlete honoree
- Played for David Gardziel at Thomas Jefferson
- Named to National Honor Society
- Earned National Latin Exam Scholarship and was Latin Honor Society Vice President his senior year

### PERSONAL

- Parents are Bob and Susan Woodruff
- Has sister, Hannah, and brother, Daniel
- Majoring in mechanical engineering with engineering business minor

### WOODRUFF BY THE NUMBERS

Year	Avg.	G-GS	AB	R	H	2B	3B	HR	RBI	TB	SLG%	BB	HP	K	OB%	SB-A	E	FLD%
2012	.200	6-0	5	1	1	1	0	0	1	2	.400	1	0	2	.333	0-0	0	.000
2013	.000	7-0	4	1	0	0	0	0	1	0	.000	2	1	1	.429	0-0	0	1.000
<b>Total</b>	<b>.111</b>	<b>13-0</b>	<b>9</b>	<b>2</b>	<b>1</b>	<b>1</b>	<b>0</b>	<b>0</b>	<b>2</b>	<b>2</b>	<b>.222</b>	<b>3</b>	<b>1</b>	<b>3</b>	<b>.385</b>	<b>0-0</b>	<b>0</b>	<b>1.000</b>



## AUSTIN YOUNG

# 39

RHP • Sr. • 6-4 • 225 • R-R  
Mechanicsville, Va.  
Atlee

### 2013

- Worked out of the bullpen in 28 games, which was third most appearances on team
- Pitched in all three contests in Clemson and Miami series
- Posted four ACC wins and held opposing batters to .167 batting average in ACC games
- Made 16 appearances in ACC games (second most in conference)
- Had streak of 14 consecutive scoreless innings over seven outings snapped April 8 at Wake Forest
- Tossed 2 1/3 innings, allowed one unearned run to earn win against James Madison (4/24)
- Pitched 1 2/3 scoreless innings in two games at Georgia Tech
- Worked three scoreless innings at Wake Forest to earn fourth win (4/7)
- Pitched 5 1/3 scoreless innings in Miami series; earned win in game 1 after tying career high with 3 2/3 innings pitched
- Worked twice in NC State series, allowing just one of 13 batters to reach base (on error)
- Earned two wins in NCSU series, escaping jams in both games

### 2012

- Made 21 appearances out of bullpen, totaling 33.1 innings
- Pitched four straight scoreless outings from April 20-29
- Made first appearance of season by coming out of bullpen to clinch win in ninth against Coastal Carolina (2/18; 1.0 IP, 2H, 1R, 1ER, 0BB, 1K)
- Struck out two en route to perfect inning against Monmouth (2/25)
- Earned first career win at JMU (3/6); worked three shutout innings, facing nine batters and striking out four
- Made first ACC career appearance vs. Virginia Tech (3/11)
- Worked 2.1 scoreless innings in win over Marist (3/13)
- Tossed 2.0 perfect innings against Clemson (3/25)
- Pitched another perfect inning against Towson (3/27)
- Pitched twice in NC State series, allowing a run in 2.2 innings
- Came out of bullpen to pitch 2.0 innings against Wake Forest (4/7; 2.0 IP, 3H, 1R, 1ER, 0BB, 2K)
- Took loss in first game against North Carolina after giving up solo homer in 10th inning (4/13; 1.0 IP, 3H, 1R, 1ER, 0BB, 2K)
- Went career-long 3.2 innings in relief against Richmond (4/17; 3.2 IP, 4H, 2ER, 0BB, 3K)
- Worked four straight scoreless outings over 10-day span against Duke, Radford, VCU and Miami, totaling 4.2 IP
- Pitched two scoreless innings against Army to finish off Cavaliers' win in NCAA tournament (6/1-2)

### 2011

- Made three appearances out of bullpen
- Allowed just one hit, no runs in 3.2 total innings
- Pitched two innings in win over Rider (3/4)

### PREP

- 2010 Honorable Mention All-State honoree
- 2010 First-Team All-Capital Region (first base) and 2009 second-team honoree
- Hit .471 with 18 RBI, .606 OBP and .837 slugging percentage his senior year
- 2010 First-Team Capital District and All-Metro at first base
- Played for Richmond Braves national 2010 travel team
- 2008 First-Team Capital District DH
- Named MVP of Pitcher-Impact Baseball Showcase in 2009
- Selected for 2009 East Coast Pro Showcase
- Four-year varsity letterwinner; coached by Kevin Elrod
- Also was a three-year varsity basketball letterwinner
- Member of honor roll all through high school

### PERSONAL

- Parents are William Young and Ellen Young
- Majoring in sociology

### YOUNG BY THE NUMBERS

Year	ERA	W-L	G-GS	CG	SHO/CBO	SV	IP	H	R	ER	BB	K	BAA	WP	HP	BK
2011	0.00	0-0	3-0	0	0/3	0	3.2	1	0	0	1	6	.091	0	1	0
2012	4.86	1-1	21-0	0	0/1	0	33.1	31	20	18	8	30	.256	1	3	0
2013	2.25	5-0	28-0	0	0/3	0	32.0	22	9	8	12	32	.195	0	3	0
<b>Total</b>	<b>3.39</b>	<b>6-1</b>	<b>52-0</b>	<b>0</b>	<b>0/7</b>	<b>0</b>	<b>69.0</b>	<b>54</b>	<b>29</b>	<b>26</b>	<b>21</b>	<b>68</b>	<b>.220</b>	<b>1</b>	<b>7</b>	<b>0</b>



## 2013 SEASON IN REVIEW

Virginia posts third 50-win season, advances to Super Regional

### TEAM NOTES

- Virginia posted the third-most wins in program history, going 50-12.
- UVa hosted a regional for the fourth straight year and the seventh time in the last 10 years, as it won the NCAA Charlottesville Regional for its fourth regional crown.
- UVa joined South Carolina and UCLA as the only teams to host regionals each of the last four seasons.
- UVa earned a national seed (No. 6) for the NCAA tournament for the third time in the last four years.
- UVa was 35-5 at home, including 13-2 in conference play.
- The Cavaliers went 22-8 in the ACC to finish second by percentage points in the Coastal Division.
- Virginia ranked in the top 20 nationally in 11 offensive categories, including No. 2 in runs (489) and third in scoring (7.9/game).
- Virginia ranked 11th nationally in batting (.312) and hits (672). UVa also led the ACC in batting.
- The Cavaliers also ranked among the top 20 in eight pitching categories.
- UVa was second nationally to Cal State Fullerton in strikeout-to-walk ratio (3.38) and sixth in fewest walks per nine innings (.408).
- Virginia ranked 11th nationally in total attendance (124,374) and 16th in average attendance (3,189); it marked the fourth straight year that UVa drew more than 110,000 fans.

- Virginia earned a three-game sweep over Florida State from April 20-21, marking the Cavaliers' first-ever series sweep – home or away – against the Seminoles. UVa also downed the Noles in the ACC tournament.
- UVa swept NC State in a three-game home series from March 23-24 for the Cavaliers' first-ever three-game series sweep of the Wolfpack.
- UVa won its first 14 games of the season, which tied for the second-longest win streak in program history.
- Virginia won eight of its 10 ACC series, including all five of its home series.
- The Cavaliers recorded 23 come-from-behind wins, including nine from down three runs or more. Six of those comebacks came in the sixth inning or later.
- True freshmen accounted for 45 percent of the innings pitched.
- UVa finished No. 3 in the final RPI report.
- Three Cavaliers were named to the All-Academic ACC Baseball Team and eight were named to the ACC Academic Honor Roll.

### INDIVIDUAL NOTES

- Mike Papi was named a First-Team All-American.
- Kyle Crockett earned Third-Team All-America honors from the National Collegiate Baseball Writers Association.
- Papi (OF), Crockett (RP), Reed Gragnani (2B) and Nick Howard (UTL) each were named First-Team All-ACC.
- Joe McCarthy (OF) and Branden Cogswell (SS) each earned Second-Team All-ACC honors.

- McCarthy was named a Freshman All-American by Louisville Slugger and the NCBWA.
- Papi became UVa's first ACC batting champion since Glenn Harris in 1981. He also ranked 27th nationally.
- Three Cavaliers were drafted in the 2012 MLB Draft. Kyle Crockett was a third-round pick of the Cleveland Indians, while Reed Gragnani was taken in the 21st round by Boston and Scott Silverstein in the 25th round by Toronto.
- Kyle Crockett was second in the ACC and 27th nationally in saves (12) and was one of the most dominant relievers in college baseball, holding opponents to a .199 batting average.
- Joe McCarthy tied a school record with 54 walks, most ever by a UVa freshman. He ranked sixth nationally in bases on balls.
- McCarthy reached base safely in 56 of 60 games, including each of his first 36 games as a collegian.
- Three Cavaliers ranked among the top 50 nationally in on base percentage – Papi (second, .517), McCarthy (37th .469) and Cogswell (46th, .464).
- Gragnani ranked fourth toughest nationally to strike out and also was named to the ACC All-Tournament Team.
- Led by the regional's Most Outstanding Player, Kyle Crockett, six Cavaliers were named to the Charlottesville All-Regional Team: Nick Howard (SS), Irving (C), Silverstein (P), McCarthy (OF), Towns (3B).

# 2013 REVIEW AT A GLANCE

**Overall Record:** 50-12

**ACC Record & Finish:** 22-8

(2nd in Coastal Division)

**Final National Rankings:** 11th (USA Today/ESPN, NCBWA, Baseball America, Collegiate Baseball)

## POSTSEASON:

### ACC Baseball Championship:

Went 2-1 (defeated Georgia Tech, Florida State, lost to Virginia Tech)

### NCAA Tournament:

Went 3-0 at NCAA Charlottesville Regional (defeated Army and Elon [twice])

Went 0-2 vs. Mississippi State at NCAA Charlottesville Super Regional

## ALL-ACC

### First Team

Kyle Crockett, relief pitcher

Reed Gragnani, second base

Nick Howard, utility

Mike Papi, outfield

### Second Team

Brandon Cogswell, shortstop

Joe McCarthy, outfield

## ACC Coach of Year

Brian O'Connor

## ACC Freshman of Year

Joe McCarthy

## ACC All-Tournament Team

Reed Gragnani, second base

## ACC Academic Honor Roll

Rob Amaro

Robbie Coman

Colin Harrington

Nate Irving

Brett Lisle

Whit Mayberry

Scott Silverstein

Scott Williams

## All-ACC Academic Team

Nate Irving

Whit Mayberry

Scott Silverstein

## ACC Player of the Week

Mike Papi, May 13 and May 20

## NCAA Charlottesville Regional

### All-Tournament Team

Kyle Crockett, P (MOP)

Nate Irving, C

Nick Howard, SS

Kenny Towns, 3B

Joe McCarthy, OF

Scott Silverstein, P

## NATIONAL HONORS BY PLAYER

### Kyle Crockett

NCBWA Third-Team All-American

ABCA Second-Team All-Atlantic Region

### Joe McCarthy

Baseball America First-Team Freshman All-American

Collegiate Baseball/Louisville Slugger

Freshman All-American

NCBWA Freshman All-American

### Mike Papi

Baseball America First-Team All-American

Rawlings/ABCA First-Team All-American

ABCA First-Team All-Atlantic Region

## 2013 MAJOR LEAGUE BASEBALL DRAFT

### Rd/Selection

4/111 Kyle Crockett, Cleveland

21/663 Reed Gragnani, Boston

25/745 Scott Silverstein, Toronto

## MISCELLANEOUS STATS

HITTING STREAKS	Longest	Final
7 Branden Cogswell	12	2
23 Derek Fisher	12	-
9 Kenny Towns	11	11
10 Brandon Downes	11	4
38 Mike Papi	10	-
33 Nick Howard	10	4
31 Joe McCarthy	9	2
18 Nate Irving	7	7
13 Jared King	7	3
25 Reed Gragnani	6	3
8 Robbie Coman	3	-
2 John LaPrise	2	-
14 Colin Harrington	2	1
32 George Ragsdale	2	2
16 Robert Bennie	1	-
3 Kyle Crockett	1	1

REACHED BASE STREAKS	Longest	Final
31 Joe McCarthy	36	6
38 Mike Papi	22	22
23 Derek Fisher	18	-
13 Jared King	16	8
7 Branden Cogswell	15	2
10 Brandon Downes	14	4
9 Kenny Towns	14	14
33 Nick Howard	10	4
18 Nate Irving	8	7
25 Reed Gragnani	8	3
2 John LaPrise	4	-
14 Colin Harrington	3	1
16 Robert Bennie	3	-
8 Robbie Coman	3	-
37 Thomas Woodruff	2	1
32 George Ragsdale	2	2
3 Kyle Crockett	1	1

MULTIPLE-HIT GAMES	2	3	4	5+	Total
10 Brandon Downes	20	7	-	-	27
31 Joe McCarthy	13	5	3	-	21
13 Jared King	16	5	-	-	21
38 Mike Papi	14	4	2	-	20
25 Reed Gragnani	15	4	1	-	20
7 Branden Cogswell	15	5	-	-	20
33 Nick Howard	14	2	2	1	19
23 Derek Fisher	10	3	2	-	15
9 Kenny Towns	12	3	-	-	15
18 Nate Irving	11	3	-	-	14
14 Colin Harrington	2	1	-	-	3
16 Robert Bennie	1	-	-	-	1
<b>TEAM</b>	<b>143</b>	<b>42</b>	<b>10</b>	<b>1</b>	<b>196</b>

MULTIPLE RBI GAMES	2	3	4	5+	Tot
38 Mike Papi	12	-	4	1	17
10 Brandon Downes	11	3	-	1	15
31 Joe McCarthy	10	1	3	-	14
25 Reed Gragnani	6	4	3	-	13
23 Derek Fisher	7	4	-	1	12
33 Nick Howard	7	4	-	-	11
13 Jared King	6	4	-	-	10
9 Kenny Towns	4	2	1	1	8
7 Branden Cogswell	6	-	-	-	6
18 Nate Irving	3	2	-	-	5
14 Colin Harrington	2	-	-	-	2
2 John LaPrise	1	-	-	-	1
<b>TEAM</b>	<b>75</b>	<b>24</b>	<b>11</b>	<b>4</b>	<b>114</b>



# 2013 RESULTS

RECORD: 50-12 HOME: 35-5 AWAY: 13-6 NEUTRAL: 2-1 ACC: 22-8

Date	Opponent	W/L	Score	R-H-E	R-H-E	Inns	Overall	ACC	Pitcher of Record	Atten.	Time
Feb 15	at East Carolina	W	14-4	14-12-3	4-8-1	9	1-0-0	0-0-0	Sborz, J. (W 1-0)	3511	3:24
Feb 16	at East Carolina	W	13-9	13-15-1	9-15-1	9	2-0-0	0-0-0	Mayberry, W. (W 1-0)	2483	3:27
Feb 18	SAINT PETER'S	W	9-1	9-11-2	1-4-5	9	3-0-0	0-0-0	Oest, T. (W 1-0)	2333	2:51
Feb 19	WILLIAM AND MARY	W	11-2	11-13-0	2-7-2	9	4-0-0	0-0-0	Howard, N. (W 1-0)	2251	2:19
Feb 22	TOLEDO	W	15-0	15-15-0	0-7-4	9	5-0-0	0-0-0	Waddell, B. (W 1-0)	2246	2:46
Feb 23	TOLEDO	W	5-0	5-7-0	0-5-1	9	6-0-0	0-0-0	Silverstein (W 1-0)	2405	2:13
Feb 24	TOLEDO	W	6-3	6-3-0	3-8-2	9	7-0-0	0-0-0	Kirby, N. (W 1-0)	2536	2:46
Feb 27	GEORGE WASHINGTON	W	11-0	11-15-2	0-4-2	9	8-0-0	0-0-0	Oest, T. (W 2-0)	2266	2:42
Mar 01	HARVARD	W	3-0	3-5-0	0-7-0	9	9-0-0	0-0-0	Waddell, B. (W 2-0)	2437	2:36
Mar 02	BUCKNELL	W	12-4	12-15-1	4-7-1	9	10-0-0	0-0-0	Silverstein (W 2-0)	-	2:31
Mar 02	HARVARD	W	11-5	11-12-2	5-10-1	9	11-0-0	0-0-0	Mayberry, W. (W 2-0)	2685	3:23
Mar 03	BUCKNELL	W	9-1	9-13-3	1-7-2	9	12-0-0	0-0-0	Howard, N. (W 2-0)	2468	2:46
*Mar 09	MARYLAND	W	7-6	7-11-3	6-12-1	9	13-0-0	1-0-0	Crockett, K. (W 1-0)	3102	3:15
*Mar 09	MARYLAND	W	5-0	5-6-2	0-8-1	9	14-0-0	2-0-0	Silverstein (W 3-0)	2664	2:46
*Mar 10	MARYLAND	L	2-4	2-6-3	4-7-0	9	14-1-0	2-1-0	Howard, N. (L 2-1)	3211	3:04
Mar 13	LIBERTY	W	7-2	7-8-1	2-7-0	9	15-1-0	2-1-0	Oest, T. (W 3-0)	2364	3:14
*Mar 15	at Clemson	W	6-5	6-12-1	5-10-0	(11)	16-1-0	3-1-0	Crockett, K. (W 2-0)	4823	3:53
*Mar 16	at Clemson	L	6-7	6-9-2	7-11-1	9	16-2-0	3-2-0	Kirby, N. (L 1-1)	5006	3:22
*Mar 17	at Clemson	W	8-5	8-15-0	5-14-3	9	17-2-0	4-2-0	Howard, N. (W 3-1)	4919	3:20
Mar 19	YALE	W	14-3	14-12-0	3-6-3	9	18-2-0	4-2-0	Oest, T. (W 4-0)	2327	2:46
Mar 20	YALE	W	10-0	10-10-0	0-7-2	9	19-2-0	4-2-0	Sborz, J. (W 2-0)	2316	2:45
*Mar 23	NC STATE	W	8-2	8-10-1	2-6-0	9	20-2-0	5-2-0	Young, A. (W 1-0)	3086	3:05
*Mar 23	NC STATE	W	4-3	4-11-2	3-7-0	9	21-2-0	6-2-0	Silverstein (W 4-0)	2841	2:46
*Mar 24	NC STATE	W	6-3	6-10-2	3-11-1	9	22-2-0	7-2-0	Young, A. (W 2-0)	2446	3:30
Mar 27	TOWSON	W	7-1	7-9-0	1-8-1	9	23-2-0	7-2-0	Kirby, N. (W 2-1)	2321	2:50
*Mar 29	MIAMI	W	15-4	15-16-2	4-8-3	9	24-2-0	8-2-0	Young, A. (W 3-0)	3299	3:44
*Mar 30	MIAMI	W	8-1	8-11-1	1-4-1	9	25-2-0	9-2-0	Silverstein (W 5-0)	4258	2:52
*Mar 31	MIAMI	L	3-4	3-9-1	4-5-1	9	25-3-0	9-3-0	Howard, N. (L 3-2)	2760	3:17
Apr 02	at Liberty	W	2-0	2-3-2	0-1-0	9	26-3-0	9-3-0	Sborz, J. (W 3-0)	2543	2:20
Apr 03	VMI	W	8-6	8-13-0	6-11-3	9	27-3-0	9-3-0	Oest, T. (W 5-0)	2745	3:14
*Apr 06	at Wake Forest	W	7-6	7-9-1	6-10-0	9	28-3-0	10-3-0	Mayberry, W. (W 3-0)	1012	2:51
*Apr 07	at Wake Forest	W	8-6	8-11-1	6-9-2	9	29-3-0	11-3-0	Young, A. (W 4-0)	977	3:45
*Apr 08	at Wake Forest	W	9-7	9-14-2	7-6-1	9	30-3-0	12-3-0	Howard, N. (W 4-2)	626	3:22
Apr 10	RADFORD	L	8-9	8-8-1	9-11-0	9	30-4-0	12-3-0	Lewicki, A. (L 0-1)	2977	3:10
*Apr 12	at Georgia Tech	L	1-2	1-10-2	2-7-0	9	30-5-0	12-4-0	Waddell, B. (L 2-1)	1621	2:41
*Apr 13	at Georgia Tech	W	7-2	7-12-0	2-4-0	9	31-5-0	13-4-0	Silverstein (W 6-0)	1884	3:01
*Apr 14	at Georgia Tech	L	2-3	2-2-1	3-8-0	6	31-6-0	13-5-0	Howard, N. (L 4-3)	1273	2:07
Apr 17	OLD DOMINION	W	10-9	10-11-3	9-16-3	(10)	32-6-0	13-5-0	Crockett, K. (W 3-0)	2797	3:32
*Apr 20	FLORIDA STATE	W	9-2	9-10-1	2-6-2	9	33-6-0	14-5-0	Waddell, B. (W 3-1)	3930	3:11
*Apr 20	FLORIDA STATE	W	2-0	2-4-0	0-1-1	9	34-6-0	15-5-0	Silverstein (W 7-0)	4980	2:13
*Apr 21	FLORIDA STATE	W	5-2	5-8-1	2-7-1	9	35-6-0	16-5-0	Howard, N. (W 5-3)	4980	3:01
Apr 23	RICHMOND	W	6-2	6-12-0	2-9-2	9	36-6-0	16-5-0	Rosenberger (W 1-0)	2799	3:26
Apr 24	JAMES MADISON	W	16-8	16-16-1	8-12-2	9	37-6-0	16-5-0	Young, A. (W 5-0)	3063	3:35
*Apr 26	at Virginia Tech	W	15-6	15-17-1	6-10-3	9	38-6-0	17-5-0	Waddell, B. (W 4-1)	3142	3:16
*Apr 27	at Virginia Tech	L	3-5	3-6-2	5-10-1	9	38-7-0	17-6-0	Silverstein (L 7-1)	2681	2:54
*Apr 27	at Virginia Tech	L	6-11	6-11-1	11-11-1	9	38-8-0	17-7-0	Howard, N. (L 5-4)	1161	2:51
Apr 30	at VCU	W	11-3	11-14-1	3-4-2	9	39-8-0	17-7-0	Kirby, N. (W 3-1)	4104	3:18
*May 10	DUKE	W	6-5	6-10-2	5-10-0	9	40-8-0	18-7-0	Kirby, N. (W 4-1)	3669	3:01
*May 11	DUKE	W	17-8	17-22-1	8-11-3	9	41-8-0	19-7-0	Silverstein (W 8-1)	4040	3:31
*May 12	DUKE	W	14-6	14-15-2	6-15-0	9	42-8-0	20-7-0	Crockett, K. (W 4-0)	4646	3:40
May 14	VCU	W	17-3	17-17-0	3-5-1	9	43-8-0	20-7-0	Mayberry, W. (W 4-0)	3162	2:54
*May 16	at North Carolina	W	10-4	10-17-1	4-9-1	9	44-8-0	21-7-0	Waddell, B. (W 5-1)	3095	3:27
*May 17	at North Carolina	L	5-8	5-11-1	8-11-0	9	44-9-0	21-8-0	Crockett, K. (L 4-1)	4100	3:09
*May 18	at North Carolina	W	8-7	8-8-2	7-13-2	(11)	45-9-0	22-8-0	Rosenberger (W 2-0)	4100	3:30
<sup>1</sup> May 22	vs. Virginia Tech	L	1-10	1-7-2	10-13-1	9	45-10-0	22-8-0	Waddell, B. (L 5-2)	2455	2:56
<sup>1</sup> May 23	vs. Georgia Tech	W	8-2	8-9-0	2-10-2	9	46-10-0	22-8-0	Silverstein (W 9-1)	2998	2:44
<sup>1</sup> May 25	vs. Florida State	W	7-4	7-13-0	4-8-3	(12)	47-10-0	22-8-0	Howard, N. (W 6-4)	3670	4:07
<sup>2</sup> May 31	ARMY	W	2-1	2-9-0	1-5-1	9	48-10-0	22-8-0	Waddell, B. (W 6-2)	3826	2:55
<sup>2</sup> Jun 01	ELON	W	2-0	2-9-1	0-8-1	9	49-10-0	22-8-0	Silverstein (W 10-1)	4434	3:04
<sup>2</sup> Jun 02	ELON	W	11-3	11-14-0	3-8-1	9	50-10-0	22-8-0	Rosenberger (W 3-0)	3792	3:28
<sup>3</sup> Jun 08	MISSISSIPPI STATE	L	6-11	6-11-4	11-20-2	9	50-11-0	22-8-0	Waddell, B. (L 6-3)	4956	3:45
<sup>3</sup> Jun 09	MISSISSIPPI STATE	L	5-6	5-9-3	6-10-2	9	50-12-0	22-8-0	Silverstein (L 10-2)	4956	3:46

\* = Conference game; 1 = ACC Baseball Championship, Durham, N.C.; 2 = NCAA Charlottesville Regional, Charlottesville, Va.; 3 = NCAA Charlottesville Super Regional, Charlottesville, Va.; () extra inning game

# 2013 OVERALL STATISTICS

PLAYER	AVG	GP-GS	AB	R	H	2B	3B	HR	RBI	TB	SLG%	BB	HBP	SO	GDP	OB%	SF	SH	SB-ATT	PO	A	E	FLD%
38 Mike Papi	.381	55-47	176	57	67	15	3	7	57	109	.619	45	10	25	3	.517	5	2	6-8	86	4	2	.978
7 Branden Cogswell	.346	47-47	182	55	63	11	4	0	22	82	.451	38	3	19	0	.464	1	8	12-17	60	114	11	.941
31 Joe McCarthy	.336	60-60	223	48	75	10	2	4	51	101	.453	54	6	32	2	.469	5	1	11-12	98	0	1	.990
33 Nick Howard	.323	50-50	198	37	64	12	2	3	38	89	.449	8	1	31	3	.344	5	4	2-3	38	96	17	.887
10 Brandon Downes	.316	61-61	253	67	80	20	7	10	59	144	.569	27	7	60	3	.393	3	2	6-7	158	5	7	.959
25 Reed Gragnani	.304	61-60	217	44	66	11	3	3	49	92	.424	24	4	10	6	.375	6	7	4-7	93	173	15	.947
23 Derek Fisher	.293	55-55	205	43	60	12	3	7	48	99	.483	28	12	40	0	.405	2	4	8-11	51	1	3	.945
9 Kenny Towns	.290	55-48	186	38	54	11	5	7	44	96	.516	18	10	28	4	.373	6	3	5-6	42	55	6	.942
13 Jared King	.288	59-59	240	41	69	17	1	1	38	91	.379	37	3	55	3	.380	7	2	8-10	508	41	6	.989
18 Nate Irving	.284	56-56	183	39	52	11	0	0	33	63	.344	23	9	17	2	.387	2	12	2-6	414	38	1	.998
<hr/>																							
3 Kyle Crockett	1.000	1-0	1	1	1	0	0	0	0	1	1.000	0	0	0	0	1.000	0	0	0-0	3	12	0	1.000
14 Colin Harrington	.583	7-3	12	3	7	1	0	1	5	11	.917	0	2	0	0	.643	0	2	0-0	9	0	0	1.000
32 George Ragsdale	.333	5-0	6	2	2	0	0	0	2	2	.333	0	0	1	0	.286	1	0	0-0	1	4	0	1.000
16 Robert Bennie	.200	13-0	15	4	3	0	0	0	2	3	.200	2	0	3	1	.294	0	0	0-0	3	0	0	1.000
8 Robbie Coman	.190	9-5	21	2	4	3	0	0	3	7	.333	3	1	3	0	.320	0	1	0-0	54	3	0	1.000
2 John LaPrise	.171	19-7	35	7	6	0	1	0	6	8	.229	3	1	7	0	.244	2	2	0-0	19	17	0	1.000
37 Thomas Woodruff	.000	7-0	4	1	0	0	0	0	1	0	.000	2	1	1	0	.429	0	0	0-0	2	0	0	1.000
<b>Totals</b>	<b>.312</b>	<b>62-62</b>	<b>2157</b>	<b>489</b>	<b>673</b>	<b>134</b>	<b>31</b>	<b>43</b>	<b>458</b>	<b>998</b>	<b>.463</b>	<b>312</b>	<b>70</b>	<b>332</b>	<b>27</b>	<b>.408</b>	<b>45</b>	<b>50</b>	<b>64-87</b>	<b>1670</b>	<b>640</b>	<b>75</b>	<b>.969</b>
<b>Opponents</b>	<b>.251</b>	<b>62-62</b>	<b>2105</b>	<b>246</b>	<b>529</b>	<b>81</b>	<b>20</b>	<b>21</b>	<b>230</b>	<b>713</b>	<b>.339</b>	<b>146</b>	<b>29</b>	<b>493</b>	<b>40</b>	<b>.305</b>	<b>26</b>	<b>47</b>	<b>19-32</b>	<b>1590</b>	<b>567</b>	<b>84</b>	<b>.963</b>

LOB - Team (557), Opp (438). DPs turned - Team (50), Opp (39). CI - Team (1), Irving, N. 1, Opp (2).

PLAYER	ERA	W-L	APP	GS	CG	SHO/CBO	SV	IP	H	R	ER	BB	SO	2B	3B	HR	AB	B/AVG	WP	HBP	BK	SFA	SHA
29 Scott Silverstein	3.15	10-2	16	16	0	0/4	0	91.1	93	43	32	28	70	13	5	3	345	.270	2	4	1	6	11
20 Brandon Waddell	3.96	6-3	16	16	0	0/2	0	88.2	100	54	39	23	84	13	3	5	352	.284	4	5	1	6	12
<hr/>																							
28 Kevin Doherty	0.00	0-0	3	0	0	0/2	0	3.2	2	0	0	1	3	0	1	0	13	.154	0	0	0	0	0
42 Brett Lisle	0.00	0-0	2	0	0	0/0	0	1.1	0	0	0	0	0	0	0	0	3	.000	0	1	0	0	0
35 David Rosenberger	1.38	3-0	20	0	0	0/1	0	32.2	31	8	5	3	23	4	0	1	125	.248	1	0	0	1	1
3 Kyle Crockett	1.70	4-1	29	0	0	0/4	12	58.1	42	13	11	7	71	6	3	0	211	.199	3	3	0	1	1
27 Josh Sborz	1.98	3-0	30	3	0	0/6	2	50.0	37	15	11	12	47	10	1	1	180	.206	3	3	1	1	4
6 Cameron Tekker	2.08	0-0	4	0	0	0/1	0	4.1	3	1	1	2	4	0	0	0	16	.188	0	0	0	0	0
39 Austin Young	2.25	5-0	28	0	0	0/3	0	32.0	22	9	8	12	32	5	0	2	113	.195	0	3	0	2	3
47 Whit Mayberry	2.45	4-0	22	4	0	0/3	2	51.1	44	18	14	9	34	6	1	1	188	.234	3	3	0	2	1
33 Nick Howard	3.38	6-4	13	12	0	0/0	0	61.1	67	31	23	15	52	8	4	2	242	.277	2	4	0	4	8
22 Trey Oest	4.28	5-0	12	7	0	0/1	0	40.0	36	19	19	12	30	8	1	3	147	.245	4	0	0	2	2
19 Nathan Kirby	6.06	4-1	24	2	0	0/1	0	32.2	43	26	22	13	37	8	0	2	136	.316	4	3	0	0	4
46 Nathaniel Abel	6.43	0-0	6	0	0	0/1	0	7.0	6	5	5	6	6	0	1	1	25	.240	2	0	1	1	0
34 Artie Lewicki	13.50	0-1	2	2	0	0/0	0	2.0	3	4	3	3	0	0	0	0	9	.333	0	0	0	0	0
<b>Totals</b>	<b>3.12</b>	<b>50-12</b>	<b>62</b>	<b>62</b>	<b>0</b>	<b>9/9</b>	<b>16</b>	<b>556.2</b>	<b>529</b>	<b>246</b>	<b>193</b>	<b>146</b>	<b>493</b>	<b>81</b>	<b>20</b>	<b>21</b>	<b>2105</b>	<b>.251</b>	<b>28</b>	<b>29</b>	<b>4</b>	<b>26</b>	<b>47</b>
<b>Opponents</b>	<b>7.25</b>	<b>12-50</b>	<b>62</b>	<b>62</b>	<b>3</b>	<b>0/0</b>	<b>8</b>	<b>530.0</b>	<b>673</b>	<b>489</b>	<b>427</b>	<b>312</b>	<b>332</b>	<b>134</b>	<b>31</b>	<b>43</b>	<b>2157</b>	<b>.312</b>	<b>58</b>	<b>70</b>	<b>11</b>	<b>45</b>	<b>50</b>

PB - Team (5), Irving, N. 4, Coman, R. 1, Opp (9). Pickoffs - Team (11), Mayberry, W. 4, Silverstein 2, Crockett, K. 1, Oest, T. 1, Lewicki, A. 1, Sborz, J. 1, Irving, N. 1, Opp (8).

# 2013 CONFERENCE STATISTICS

RECORD: 22-8 HOME: 13-2 AWAY: 9-6

Player	AVG	GP-GS	AB	R	H	2B	3B	HR	RBI	TB	SLG%	BB	HBP	SO	GDP	OB%	SF	SH	SB-ATT	PO	A	E	FLD%
38 Mike Papi	.412	26-24	85	28	35	9	2	3	30	57	.671	22	5	12	2	.534	4	1	2-3	39	3	1	.977
31 Joe McCarthy	.357	30-30	115	23	41	8	2	2	24	59	.513	20	4	18	1	.458	3	1	5-5	44	0	0	1.000
25 Reed Gragnani	.346	30-30	107	28	37	7	0	3	27	53	.495	14	3	5	0	.429	2	4	4-6	55	94	9	.943
23 Derek Fisher	.320	26-26	97	15	31	9	2	4	17	56	.577	10	6	21	0	.412	1	4	4-5	24	1	2	.926
7 Branden Cogswell	.304	24-24	102	19	31	5	2	0	11	40	.392	13	1	14	0	.388	0	4	5-8	33	75	7	.939
33 Nick Howard	.289	22-22	90	17	26	4	0	1	11	33	.367	3	1	14	0	.316	1	2	0-1	18	38	9	.862
10 Brandon Downes	.279	30-30	129	22	36	10	3	4	28	64	.496	7	3	38	2	.329	1	2	2-2	78	1	2	.975
13 Jared King	.277	29-29	119	20	33	7	1	1	22	45	.378	18	3	34	0	.375	4	0	3-5	261	16	3	.989
9 Kenny Towns	.267	24-23	90	13	24	4	2	1	9	35	.389	6	4	15	2	.333	2	0	1-2	21	31	5	.912
18 Nate Irving	.261	29-29	92	22	24	5	0	0	15	29	.315	12	5	11	1	.376	0	9	1-3	208	20	1	.996
3 Kyle Crockett	1.000	1-0	1	1	1	0	0	0	0	1	1.000	0	0	0	0	1.000	0	0	0-0	1	7	0	1.000
16 Robert Bennie	1.000	1-0	1	0	1	0	0	0	0	1	1.000	0	0	0	0	1.000	0	0	0-0	0	0	0	.000
8 Robbie Coman	.250	2-1	4	0	1	1	0	0	1	2	.500	0	1	0	0	.400	0	0	0-0	6	1	0	1.000
2 John LaPrise	.182	5-2	11	4	2	0	1	0	3	4	.364	1	0	4	0	.231	1	1	0-0	5	8	0	1.000
37 Thomas Woodruff	.000	1-0	1	0	0	0	0	0	1	0	.000	0	0	0	0	.000	0	0	0-0	0	0	0	.000
<b>Totals</b>	<b>.309</b>	<b>30-30</b>	<b>1044</b>	<b>212</b>	<b>323</b>	<b>69</b>	<b>15</b>	<b>19</b>	<b>199</b>	<b>479</b>	<b>.459</b>	<b>126</b>	<b>36</b>	<b>186</b>	<b>8</b>	<b>.396</b>	<b>19</b>	<b>28</b>	<b>27-40</b>	<b>797</b>	<b>328</b>	<b>42</b>	<b>.964</b>
<b>Opponents</b>	<b>.260</b>	<b>30-30</b>	<b>1003</b>	<b>134</b>	<b>261</b>	<b>37</b>	<b>14</b>	<b>9</b>	<b>126</b>	<b>353</b>	<b>.352</b>	<b>72</b>	<b>15</b>	<b>219</b>	<b>20</b>	<b>.314</b>	<b>17</b>	<b>29</b>	<b>10-20</b>	<b>777</b>	<b>252</b>	<b>30</b>	<b>.972</b>

LOB - Team (264), Opp (206). DPs turned - Team (26), Opp (15). CI - Team (1), Irving, N. 1.

PLAYER	ERA	W-L	APP	GS	CG	SHO/CBO	SV	IP	H	R	ER	BB	SO	2B	3B	HR	AB	B/AVG	WP	HBP	BK	SFA	SHA
3 Kyle Crockett	2.55	3-1	19	0	0	0/1	7	35.1	27	12	10	5	40	3	3	0	127	.213	3	2	0	1	1
29 Scott Silverstein	3.44	6-1	10	10	0	0/2	0	55.0	52	28	21	17	46	9	3	2	208	.250	2	3	1	4	7
33 Nick Howard	4.47	3-4	9	9	0	0/0	0	44.1	52	30	22	14	36	7	4	2	176	.295	2	2	0	4	7
20 Brandon Waddell	4.99	3-1	10	10	0	0/0	0	57.2	67	39	32	16	44	8	2	4	229	.293	3	3	1	5	7
22 Trey Oest	0.00	0-0	1	0	0	0/0	0	1.0	2	0	0	1	2	0	0	0	5	.400	1	0	0	0	0
39 Austin Young	1.40	4-0	16	0	0	0/0	0	19.1	11	3	3	6	19	3	0	1	66	.167	0	1	0	0	3
47 Whit Mayberry	1.47	1-0	9	1	0	0/1	1	18.1	18	3	3	1	8	1	1	0	68	.265	0	1	0	1	0
27 Josh Sborz	2.25	0-0	12	0	0	0/1	0	16.0	12	4	4	4	13	3	0	0	54	.222	0	3	0	0	2
35 David Rosenberger	3.12	1-0	7	0	0	0/0	0	8.2	8	4	3	1	4	2	0	0	32	.250	0	0	0	1	0
19 Nathan Kirby	7.00	1-1	10	0	0	0/0	0	9.0	11	9	7	6	7	1	0	0	35	.314	1	0	0	0	2
46 Nathaniel Abel	18.00	0-0	1	0	0	0/0	0	1.0	1	2	2	1	0	0	1	0	3	.333	0	0	0	1	0
<b>Totals</b>	<b>3.62</b>	<b>22-8</b>	<b>30</b>	<b>30</b>	<b>0</b>	<b>2/2</b>	<b>8</b>	<b>265.2</b>	<b>261</b>	<b>134</b>	<b>107</b>	<b>72</b>	<b>219</b>	<b>37</b>	<b>14</b>	<b>9</b>	<b>1003</b>	<b>.260</b>	<b>12</b>	<b>15</b>	<b>2</b>	<b>17</b>	<b>29</b>
<b>Opponents</b>	<b>6.50</b>	<b>8-22</b>	<b>30</b>	<b>30</b>	<b>2</b>	<b>0/0</b>	<b>5</b>	<b>259.0</b>	<b>323</b>	<b>212</b>	<b>187</b>	<b>126</b>	<b>186</b>	<b>69</b>	<b>15</b>	<b>19</b>	<b>1044</b>	<b>.309</b>	<b>16</b>	<b>36</b>	<b>3</b>	<b>19</b>	<b>28</b>

PB - Team (2), Irving, N. 1, Coman, R. 1, Opp (5). Pickoffs - Team (4), Mayberry, W. 2, Crockett, K. 1, Irving, N. 1, Opp (6).

## 2013 ACC STANDINGS

ACC							OVERALL						
ATLANTIC	W	L	T	Pct.	H	R	W	L	T	Pct.	H	R	N vs. Div.
Florida State	20	10	0	.667	13-2	7-8	47	17	0	.734	35-5	11-9	1-3 12-3
NC State	19	10	0	.655	8-6	11-4	50	16	0	.758	30-8	15-5	5-3 9-6
Clemson	18	12	0	.600	10-5	8-7	40	22	0	.645	26-9	12-8	2-5 11-7
Maryland	11	19	0	.367	6-9	5-10	30	25	0	.545	20-12	10-13	0-0 5-9
Wake Forest	9	20	0	.310	6-9	3-11	28	27	0	.509	17-13	8-14	3-0 6-9
Boston College	4	25	0	.138	3-9	1-16	12	40	0	.231	4-11	6-22	2-7 1-14
COASTAL	W	L	T	Pct.	H	R	W	L	T	Pct.	H	R	N vs. Div.
North Carolina	21	7	0	.750	13-4	8-3	59	12	0	.831	40-7	10-3	9-2 10-5
Virginia	22	8	0	.733	14-2	8-6	50	12	0	.806	36-5	12-6	2-1 9-6
Virginia Tech	15	14	0	.517	7-7	8-7	40	22	0	.645	19-11	13-9	8-2 7-8
Georgia Tech	15	15	0	.500	9-6	6-9	37	27	0	.578	23-11	11-12	3-4 8-7
Miami	14	16	0	.467	8-7	6-9	37	25	0	.597	26-9	9-12	2-3 7-8
Duke	9	21	0	.300	6-9	3-12	26	29	0	.473	18-13	8-16	0-0 4-11

## 2013 ACC BASEBALL CHAMPIONSHIP

DURHAM BULLS ATHLETIC PARK, DURHAM, N.C.

### POOL PLAY

#### Wednesday, May 22

No. 7 Georgia Tech 4, No. 2 Florida State 3

No. 6 Virginia Tech 10, No. 3 Virginia 1

No. 4 NC State 6, No. 5 Clemson 3

#### Thursday, May 23

Virginia 8, Georgia Tech 2

No. 1 North Carolina 10, No. 8 Miami 0 (8 inns.)

Virginia Tech 3, Florida State 2

#### Friday, May 24

NC State 7, Miami 1

Virginia Tech 3, Georgia Tech 2

North Carolina 12, Clemson 7 (14 inns.)

#### Saturday, May 25

Virginia 7, Florida State 4 (12 inns.)

Miami 7, Clemson 0

North Carolina 2, NC State 1 (18 inns.)

#### Sunday, May 26 (Championship)

North Carolina 4, Virginia Tech 1





## VIRGINIA BASEBALL HISTORY

- 2,120 wins in 123-year program history
- 13 NCAA tournament appearances, including 10 straight
- Two College World Series appearances (2009, 2011)
- Four ACC championships (1972, 1996, 2009, 2011)
- 20 All-America and 61 First-Team All-ACC selections
- Four NCAA regional championships and two super regional titles
- 32 former Virginia players have reached the majors, including one member of the Baseball Hall of Fame – Eppa Rixey
- 106 all-time selections in the MLB Draft (see full list on page 38)
- Seven UVA players have competed on USA Baseball national teams

### A DECADE OF EXCELLENCE (SINCE 2004)

- 2009 and 2011 College World Series
- Four NCAA Regional and two Super Regional championships
- 2010 and 2011 ACC Coastal Division Champions
- Four appearances in the ACC Championship game, including titles in 2009 and 2011
- 2009 ACC, Irvine Regional and Oxford Super Regional Champions
- 10 straight NCAA tournament appearances; UVA is one of eight teams nationally to play in each tournament since 2004

- UVA has won 461 games since 2004 – an average of over 46 victories per season
- Most wins in the nation over the last five years (245)
- UVA reached the No. 1 national ranking for long stints in 2010 and 2011
- Three national seeds in the NCAA Tournament, including the No. 1 overall seed in 2011
- Eight 40-win seasons, including three 50-win seasons: 2010 (51), 2011 (56) and 2013 (50)
- 51 MLB draft picks in the last 10 years (21 from 2010-12)
- Nine former Cavaliers have reached the big leagues – Ryan Zimmerman, Mark Reynolds, Joe Koshansky, Brandon Guyer, Mike Ballard, Michael Schwimer, Sean Doolittle, David Adams and Phil Gosselin
- 17 All-America selections in the last 10 seasons
- Record crowds have flocked to Davenport Field, as UVA ranked among the top 40 nationally in total home attendance each the last five years, including top 20 rankings each of the last four seasons
- Virginia has seen a six-fold increase in attendance since 2003; UVA drew more than 110,000 fans each of the last four years and averaged a school-record 3,298 fans per game in 2011
- UVA routinely has one of the top pitching staffs in the nation, with a top-three ERA nationally in five of the last nine years, including a No. 1 national ranking in 2011

### VIRGINIA AT THE CWS

- Virginia has made two trips to Omaha, in 2009 at historic Rosenblatt Stadium and 2011 in the first CWS at TD Ameritrade Park
- The Cavaliers reached the final four in 2011, going 2-2 at the CWS before getting eliminated 3-2 in 13 innings by eventual champion South Carolina
- UVA defeated California twice in the '11 CWS (4-1 and 8-1)
- Over 95,000 fans watched the Cavaliers' four contests in Omaha in 2011, including 25,882 in their final game with South Carolina
- Tyler Wilson picked up the win in both of UVA's 2011 victories in Omaha
- UVA has played in two of the longest CWS games in history, a 12-inning contest vs. Arkansas in 2009 and the 13-inning game with South Carolina
- Virginia captured its first-ever CWS win by eliminating second-seeded Cal State Fullerton, 7-5, in 2009. Senior Andrew Carraway earned the UVA's first CWS victory
- Overall, 63,876 fans witnessed UVA's three CWS games at Rosenblatt, including 24,904 for the Cavaliers' matchup with top-seeded LSU
- Shortstop Tyler Cannon was named to the 2009 College World Series All-Tournament Team; Cannon went 6-for-10 with five walks and a .733 on base percentage in the College World Series
- Freshman infielder Keith Werman racked up four hits in UVA's opener vs. LSU and finished 6-for-10 in the '09 CWS
- UVA ran the gauntlet to reach Omaha in 2009, handing Stephen Strasburg (San Diego State) his lone loss of the year in the regional opener, downing host UC Irvine twice and then winning the Super Regional at Ole Miss

# ALL-TIME NCAA TOURNAMENT RESULTS

**1972 (2-2)**

**NCAA District III Playoffs**

**Sims Legion Park • Gastonia, N.C.**

June 1 Richmond.....W, 18-2  
June 2 Mississippi.....W, 9-3  
June 2 South Alabama.....L, 1-6  
June 2 Mississippi.....L, 0-9

**1985 (1-2)**

**NCAA Atlantic Regional**

**Mark Light Stadium • Coral Gables, Fla.**

May 24 Florida.....W, 14-1  
May 25 Miami.....L, 6-22  
May 26 Florida.....L, 2-15

**1996 (3-2)**

**NCAA South I Regional**

**Sewell Thomas Stadium • Tuscaloosa, Ala.**

May 23 Notre Dame.....L, 1-12  
May 24 Princeton.....W, 12-2  
May 25 Notre Dame.....W, 7-1  
May 25 Stetson.....W, 5-4  
May 26 Alabama.....L, 8-18

**2004 (2-2)**

**NCAA Charlottesville Regional**

**Davenport Field • Charlottesville, Va.**

June 5 Princeton.....L, 2-4  
June 5 George Mason.....W, 7-2  
June 6 Princeton.....W, 9-0  
June 6 Vanderbilt.....L, 3-7

**2005 (0-2)**

**NCAA Corvallis Regional**

**Goss Stadium • Corvallis, Ore.**

June 3 St. John's.....L, 3-5  
June 4 Ohio State.....L, 1-2

**2006 (1-2)**

**NCAA Charlottesville Regional**

**Davenport Field • Charlottesville, Va.**

June 2 Lehigh.....W, 11-5  
June 3 South Carolina.....L, 2-8  
June 4 Evansville.....L, 4-15

**2007 (2-2)**

**NCAA Charlottesville Regional**

**Davenport Field • Charlottesville, Va.**

June 1 Lafayette.....W, 5-1  
June 2 Oregon State.....W, 7-4 (13)  
June 4 Oregon State.....L, 3-5  
June 5 Oregon State.....L, 3-7

**2008 (1-2)**

**NCAA Fullerton Regional**

**Goodwin Field • Fullerton, Calif.**

May 30 UCLA.....L, 2-3  
May 31 Rider.....W, 8-2  
June 1 Cal State Fullerton.....L, 1-4

**2009 (6-3)**

**NCAA Irvine Regional**

**Anteater Ballpark • Irvine, Calif.**

May 29 San Diego State.....W, 5-1  
May 30 No. 6 seed UC Irvine.....W, 5-0  
May 31 No. 6 seed UC Irvine.....W, 5-1

**NCAA Oxford Super Regional**

**Oxford-University Stadium/**

**Swayze Field • Oxford, Miss.**

June 5 Ole Miss.....L, 3-4 (12)  
June 6 Ole Miss.....W, 4-3  
June 7 Ole Miss.....W, 5-1

**NCAA College World Series**

**Rosenblatt Stadium • Omaha, Neb.**

June 13 No. 1 seed LSU.....L, 5-9  
June 15 No. 2 Cal State Fullerton.....W, 7-5  
June 17 Arkansas.....L, 3-4 (12)

**2010 (4-3) • No. 5 National Seed**

**NCAA Charlottesville Regional**

**Davenport Field • Charlottesville, Va.**

June 4 VCU.....W, 15-4  
June 5 Ole Miss.....W, 13-7  
June 6 St. John's.....L, 5-6  
June 7 St. John's.....W, 5-3

**NCAA Charlottesville Super Regional**

**Davenport Field • Charlottesville, Va.**

June 12 Oklahoma.....W, 3-2  
June 13 Oklahoma.....L, 7-10  
June 14 Oklahoma.....L, 0-11

**2011 (7-3) • No. 1 National Seed**

**NCAA Charlottesville Regional**

**Davenport Field • Charlottesville, Va.**

June 3 Navy.....W, 6-0  
June 4 St. John's.....W, 10-2  
June 5 East Carolina.....W, 13-1

**NCAA TOURNAMENT RECORD:**

**33-29 (13 appearances)**

**Regionals: 25-19 (13 appearances)**

**Super Regionals: 5-6 (4 appearances)**

**College World Series: 3-4 (2 appearances)**

**NCAA Charlottesville Super Regional**

**Davenport Field • Charlottesville, Va.**

June 11 UC Irvine.....W, 6-0  
June 12 UC Irvine.....L, 4-6  
June 13 UC Irvine.....W, 3-2

**NCAA College World Series**

**Omaha, Neb. • TD Ameritrade Park**

June 19 California.....W, 6-1  
June 21 No. 4 seed South Carolina.....L, 1-7  
June 23 California.....W, 8-1  
June 24 No. 4 seed South Carolina.....L, 2-3 (13)

**2012 (1-2)**

**NCAA Charlottesville Regional**

**Davenport Field • Charlottesville, Va.**

June 2 Army.....W, 9-1  
June 3 Appalachian State.....L, 5-6  
June 3 Oklahoma.....L, 4-5

**2013 (3-2) • No. 6 National Seed**

**NCAA Charlottesville Regional**

**Davenport Field • Charlottesville, Va.**

May 31 Army.....W, 2-1  
June 1 Elon.....W, 2-0  
June 2 Elon.....W, 11-3

**NCAA Charlottesville Super Regional**

**Davenport Field • Charlottesville, Va.**

June 8 Mississippi State.....L, 6-11  
June 9 Mississippi State.....L, 5-6

**2009 OXFORD SUPER REGIONAL CHAMPIONS**





# YEAR-BY-YEAR RECORDS

Year	Overall Record	ACC Record	Head Coach
1889	7-0		Unknown
1890	4-8		Unknown
1891	16-5		Unknown
1892	9-8-1		Unknown
1893	10-5-1		Unknown
1894	10-6		Unknown
1895	10-7		Unknown
1896	7-10		Unknown
1897	8-5		Unknown
1898	15-8		Unknown
1899	13-6		Unknown
1900	9-6		Unknown
1901	12-8		Unknown
1902	13-7-1		Unknown
1903	15-6-1		Unknown
1904	16-9		Unknown
1905	17-7		Unknown
1906	18-10		Unknown
1907	16-6-1		Unknown
1908	12-11-1		Unknown
1909	19-7-1		Unknown
1910	7-14-1		Charles Ringler
1911	11-9		Charles Ringler
1912	14-9-1		Charles Ringler
1913	12-8		Jack Ryan
1914	10-7		Jack Ryan
1915	14-6		Jack Ryan
1916	16-8-1		Jack Ryan
1917	2-2		James L. White
1918	7-4		H.H. Lannigan
1919	8-8-1		E.W. Smith
1920	11-7-1		James L. White
1921	7-15		W. Rice Warren
1922	8-14		Jack Ryan
1923	11-12-1		Earle Neale

Year	Overall Record	ACC Record	Head Coach
1924	15-10		Earle Neale
1925	13-10-1		Earle Neale
1926	11-10		Earle Neale
1927	13-7		Earle Neale
1928	9-11		Earle Neale
1929	8-13		Earle Neale
1930	2-12		Roy Randall
1931	1-16		Gus Tebell
1932	12-4		Gus Tebell
1933	8-5		Gus Tebell
1934	10-7		Gus Tebell
1935	13-8-1		Gus Tebell
1936	11-8		Gus Tebell
1937	8-8-1		Gus Tebell
1938	13-12		Gus Tebell
1939	14-6		Gus Tebell
1940	18-4		Gus Tebell
1941	11-8		Gus Tebell
1942	7-10-1		Gus Tebell
1943	6-4		Gus Tebell
1944	6-5-1		A.A. Corcoran
1945	10-4		Gus Tebell
1946	11-7-1		Gus Tebell
1947	20-6		Gus Tebell
1948	14-5		Gus Tebell
1949	11-6-4		Gus Tebell
1950	17-6		Gus Tebell
1951	17-5		Gus Tebell
1952	9-12		Gus Tebell
1953	12-8		Gus Tebell
1954	7-13-1		Gus Tebell
1955	6-16	0-12, 8th	Gus Tebell
1956	10-13	6-7, 5th	Evan "Bus" Male
1957	12-12	6-8, 5th	Evan "Bus" Male
1958	5-15	4-9, 6th	Evan "Bus" Male

Year	Overall Record	ACC Record	Head Coach
1959	10-9	6-8, 5th	Evan "Bus" Male
1960	3-15-2	3-11-1, 7th	Ted Davenport
1961	7-11	4-9, 7th	Ted Davenport
1962	11-12	9-6, 2nd	James West
1963	9-13	6-7, 5th	James West
1964	10-9	6-8, 4th	James West
1965	10-13-1	6-8, 5th	James West
1966	6-19	3-11, 8th	James West
1967	12-10	5-8, 6th	James West
1968	9-21	5-13, 7th	James West
1969	19-14	9-11, 5th	James West
1970	18-14-1	10-10, 4th	James West
1971	20-9	7-7, 4th	James West
1972*	18-15	9-4, <b>1st</b>	James West
1973	16-12-2	8-5-2, 3rd	James West
1974	21-17	6-6, 4th	James West
1975	14-12	4-7, 4th	James West
1976	17-22	5-9, 6th	James West
1977	11-22-1	1-8-1, 7th	James West
1978	18-14	4-8, 6th	James West
1979	21-15	5-8, 5th	James West
1980	21-13-1	6-6, 5th	James West
1981	28-20	8-5, 4th	Dennis Womack
1982	22-27	5-7, 6th	Dennis Womack
1983	12-25	4-6, 6th	Dennis Womack
1984	25-17	4-10, 6th	Dennis Womack
1985*	38-16	9-4, <b>1st</b>	Dennis Womack
1986	27-22	6-7, 5th	Dennis Womack
1987	18-30	5-12, 5th	Dennis Womack
1988	32-19-1	11-10, 4th	Dennis Womack
1989	25-24-1	7-11, 6th	Dennis Womack
1990	21-32-1	7-11, 6th	Dennis Womack
1991	28-27-2	10-11, 6th	Dennis Womack
1992	21-30	3-19, 9th	Dennis Womack
1993	21-30	7-15, 8th	Dennis Womack
1994	20-34	2-22, 9th	Dennis Womack
1995	26-29	8-15, 7th	Dennis Womack
1996*	44-21	11-13, 5th	Dennis Womack
1997	32-22	10-13, 5th	Dennis Womack
1998	28-26-1	5-18, 8th	Dennis Womack
1999	21-35	8-15, 7th	Dennis Womack
2000	26-31-1	10-14, 16th	Dennis Womack
2001	25-31	9-15, 16th	Dennis Womack
2002	25-32	8-16, 6th	Dennis Womack
2003	29-25	11-12, 6th	Dennis Womack
2004*	44-15	18-6, 2nd	Brian O'Connor
2005*	41-20	14-14, 7th	Brian O'Connor
2006*	47-15	21-9, 3rd Coastal	Brian O'Connor
2007*	45-16	19-9, 2nd Coastal	Brian O'Connor
2008*	39-23	15-15, 4th Coastal	Brian O'Connor
2009*	49-15-1	16-11-1, 4th Coastal	Brian O'Connor
2010*	51-14	23-7, <b>1st Coastal</b>	Brian O'Connor
2011*	56-12	22-8, <b>1st Coastal</b>	Brian O'Connor
2012*	39-19-1	18-12, 2nd Coastal	Brian O'Connor
2013*	50-12	22-8, 2nd Coastal	Brian O'Connor

**Overall** - 2120-1651-41; **ACC** - 499-594-5

\*denotes NCAA Tournament qualifier

## VIRGINIA COACHING HISTORY

Coach	Years	Overall	Pct.	ACC	Pct.
Unknown (1889-1909)	21	256-145-7	.630	—	—
Charles Rigler (1910-12)	3	32-32-2	.500	—	—
Jack Ryan (1913-1916, 1922)	4	60-43-1	.582	—	—
James L. White (1917, 1920)	2	13-9-1	.587	—	—
H.H. Lannigan (1918)	1	7-4-0	.636	—	—
E.W. Smith (1919)	1	8-8-1	.500	—	—
W. Rice Warren (1921)	1	7-15-0	.318	—	—
Earle Neale (1923-29)	7	80-73-2	.523	—	—
Roy Randall (1930)	1	2-12-0	.143	—	—
Gus Tebell (1931-43, 1945-55)	24	266-189-9	.583	0-12-0	.000
A.A. Corcoran (1944)	1	6-5-1	.542	—	—
Evan "Bus" Male (1956-59)	4	36-50-0	.419	22-32-0	.407
Ted Davenport (1960-61)	2	10-26-2	.289	7-20-1	.260
James West (1962-80)	19	281-276-5	.504	114-150-3	.431
Dennis Womack (1981-2003)	23	594-605-7	.495	168-281-0	.374
Brian O'Connor (2004-present)	10	461-161-2	.739	188-99-1	.654



# SERIES RECORDS

## CURRENT ACC OPPONENTS

Team	Last Meeting
<b>Boston College (16-3)</b> .....	<b>2012</b>
<b>Clemson (51-102)</b> .....	<b>2013</b>
<b>Duke (92-53-1)</b> .....	<b>2013</b>
<b>Florida State (24-49)</b> .....	<b>2013</b>
<b>Georgia Tech (46-68-2)</b> .....	<b>2013</b>
Maryland (109-78-1).....	2013
<b>Miami (20-20)</b> .....	<b>2013</b>
NC State (71-112-1).....	2013
<b>North Carolina (100-176-4)</b> ....	<b>2013</b>
Notre Dame (3-2).....	1996
<b>Pittsburgh (5-1)</b> .....	<b>1981</b>
<b>Virginia Tech (92-79)</b> .....	<b>2013</b>
<b>Wake Forest (77-84)</b> .....	<b>2013</b>

## FUTURE ACC OPPONENTS

Team	Last Meeting
Louisville (0-0).....	None

## CURRENT NON-CONFERENCE OPPONENTS

Akron (5-0).....	1953
Alabama (0-1).....	1996
All Virginia (1-0).....	1891
American Viscose (1-0).....	1946
Amherst (14-13).....	1938
Appalachian State (0-1).....	2012
The Apprentice School (0-1).....	1980
Arizona State (1-2).....	1996
Arkansas (0-1).....	2009
Arkansas State (1-0).....	2011
Army (4-2-1).....	2013
Ashland (6-1).....	1971
Atlantic Christian (1-0).....	1976
Auburn (4-9).....	2011
Auburn-Montgomery (0-1).....	1988
Augusta (2-0).....	1998
Baltimore (0-2).....	1884
Baltimore Y.M.C.A. (1-0).....	1892
Bellevue HS (1-0).....	1901
Belmont Abbey (0-2).....	1970
Boston (0-4).....	1899
Boston (AL) (1-0).....	1901
Boston Association (0-2).....	1891
Bridgewater (4-0).....	1945
Brown (7-6).....	2004
Brown's School (1-0).....	1903
BTC #10 (0-1).....	1944
Bucknell (22-1).....	2013
Buffalo (0-1).....	1921
C.W. Post (2-2).....	1994
Cal State Fullerton (1-1).....	2009
California (2-0).....	2011
California State (Pa.) (0-1).....	1980
Camp Lee (1-1-1).....	1945
Camp LeJeune (1-4).....	1953
Campbell (6-2).....	1994
Canisius (1-0).....	2009
Carlisle Indians (2-0).....	1906
Carolina (2-1).....	1911
CASU-21 (1-0).....	1944
Catholic (2-2).....	1922
Central Connecticut (3-0).....	2004
Central Florida (0-1).....	1983
Charlotte (3-0).....	2003

Cherry Point (3-2).....	1953
The Citadel (4-0).....	2006
Coast Guard (1-0).....	1985
Coastal Carolina (4-4).....	2012
Colgate (6-2).....	1965
College of Charleston (0-1).....	2006
Columbia (6-1).....	1926
Columbian (1-1).....	1902
Columbian Athletic Club (3-1).....	1892
Columbus (Ga.) (2-0).....	1985
Company K (1-0).....	1921
Connecticut (3-2).....	1986
Coppin State (9-0).....	2008
Cornell (26-11-1).....	2011
Dartmouth (12-5).....	2010
Davidson (13-5).....	1992
Dayton (1-0).....	2006
Delaware (8-2).....	2009
Drexel Institute (1-0).....	1940
<b>East Carolina (25-18)</b> .....	<b>2013</b>
East Tennessee State (0-2-1).....	1995
Eastern Michigan (2-1).....	2000
Elon (3-1).....	2013
Episcopal High School (6-0).....	1912
Erskine (2-1).....	1978
Evansville (0-1).....	2006
Fairfield (1-2).....	1996
Fishburne Military (5-0-1).....	1988
Florida (1-4).....	1989
Fordham (10-5).....	2009
Fort Belvoir (0-1).....	1945
Fort Meade (1-0-1).....	1949
Francis Marion (0-1).....	1979
Franklin & Marshall (2-1).....	1900
Furman (6-5).....	1991
Galludet (1-0).....	1900
Gardner-Webb (1-0).....	2006
George Mason (26-12).....	2010
<b>George Washington (20-12)</b> ....	<b>2013</b>
Georgetown (19-16).....	2011
Georgia (15-20).....	1993
Georgia College (1-0).....	1997
Georgia Southern (1-2).....	1980
Gettysburg (1-0).....	1903
Hampden-Sydney (18-1).....	1948
Hartford (0-1).....	1989
Harvard (6-17-5).....	2013
Haverford (5-0).....	1950
Hermitage Club of Richmond (1-0).....	1907
High Point (2-0).....	2011
Hobart (1-2).....	1902
Hofstra (2-0).....	1952
Holy Cross (3-4).....	1916
Howard (6-3).....	1997
Huntington (Ala.) (1-0).....	1985
Illinois (2-0).....	1893
Illinois Wesleyan (0-1).....	1939
Indiana State (Pa.) (0-1).....	1972
Ithaca (1-0).....	1953
Jacksonville (5-5).....	1999
<b>James Madison (37-25-1)</b> .....	<b>2013</b>
Jefferson School (2-0).....	1912
Johns Hopkins (11-4).....	1921
Kent State (2-2).....	1987
<b>Kentucky (2-0)</b> .....	<b>1906</b>
Kentucky State (1-0).....	1906

Lafayette (21-9).....	2007
Langley Field (1-0).....	1948
Lehigh (22-9).....	2008
<b>Liberty (31-20-1)</b> .....	<b>2013</b>
Lincoln Memorial (0-1).....	1919
Little Creek (0-1).....	1946
Lock Haven (1-1).....	1976
Locust Dale (4-0).....	1902
Long Island (0-1).....	1935
<b>Longwood (10-2)</b> .....	<b>2008</b>
Louisiana State (0-4).....	2009
Lynchburg (3-3).....	1982
Lynchburg Cardinals (0-2).....	1946
Maine (2-3).....	1974
Mansfield State (7-1).....	1979
Marietta (0-1).....	1966
Marist (5-0).....	2012
Marshall (12-0).....	2011
Maryland-Eastern Shore (8-0).....	2006
Maryland State (1-1).....	1920
Massachusetts (1-0).....	1971
McCabe's School (1-0).....	1898
Mercer (1-4).....	1997
Michigan (9-11-1).....	1983
Michigan State (0-2).....	1964
Miller School (6-0).....	1909
Mississippi (4-2).....	2010
Mississippi State (0-2).....	2013
<b>Monmouth (3-0)</b> .....	<b>2012</b>
Montreal (0-1).....	1912
Mount St. Mary's (2-0).....	2008
Naval Preflight (1-0).....	1943
Navy (18-10).....	2011
New York University (1-2).....	1929
Newberry (2-0).....	1984
Niagara (2-0).....	2011
Norfolk Naval (0-1).....	1945
<b>Norfolk State (11-0)</b> .....	<b>2009</b>
North Carolina A&T (6-0).....	2005
UNC Charlotte (1-6).....	2002
UNC Greensboro (8-6).....	2004
UNC Pembroke (6-9-1).....	1979
<b>UNC Wilmington (5-1)</b> .....	<b>2005</b>
UNC Wesleyan (0-2).....	1983
North Florida (2-1).....	2007
Oglethorpe (1-3).....	1922
Ohio (3-1).....	1986
Ohio State (0-1).....	2005
Ohio Wesleyan (2-0).....	1959
Oklahoma (2-3).....	2012
Oklahoma State (1-0).....	1998
<b>Old Dominion (25-29-2)</b> .....	<b>2013</b>
Old Dominion of Richmond (1-0).....	1891
Olympics of Louisville (1-0).....	1891
SUNY Oneonta (18-2).....	1985
Oswego (1-0).....	1981
Pantops Academy (2-0).....	1904
Pastimes of Baltimore (1-0).....	1891
Penn State (12-10).....	2004
Pennsylvania (11-23-1).....	1953
Princeton (19-33).....	2004
Providence (5-0).....	1987
Purdue-Fort Wayne (1-0).....	1979
Quantico Marines (4-4).....	1948
Quinnipiac (0-1).....	2004
<b>Radford (18-4-1)</b> .....	<b>2013</b>

Randolph-Macon (10-0).....	1941
Rensselaer (1-0).....	1950
Rhode Island (10-0).....	2010
Rice (1-0).....	1998
<b>Richmond (80-58-2)</b> .....	<b>2013</b>
Rider (6-0).....	2011
Roanoke (6-0).....	1946
Rochester (2-0).....	1967
Rollins (0-2).....	1983
<b>Rutgers (2-6)</b> .....	<b>1962</b>
Saint Peter's (1-0).....	2013
St. Alban's (6-1).....	1904
St. John's (13-4).....	2011
St. Joseph's (3-0).....	2006
St. Paul's (1-0).....	1898
San Diego State (1-0).....	2009
Seton Hall (33-20-1).....	2012
Shippensburg (0-1).....	1982
Siena (2-0).....	2008
South Alabama (0-2).....	1998
South Carolina (27-37).....	2011
Springfield (1-1).....	1949
Stetson (1-1).....	1996
Stony Brook (3-1).....	2009
Swarthmore (2-0).....	1891
Syracuse (7-3).....	1972
Tennessee Tech (1-0).....	1995
Toledo (3-0).....	2013
Tome (1-0).....	1911
<b>Towson (15-2)</b> .....	<b>2013</b>
Trenton University Club (1-0).....	1934
Trinity (10-3).....	1954
UAB (1-2).....	2011
UC Irvine (4-1).....	2011
UCLA (0-1).....	2008
U.S. Marines (1-1).....	1932
University of the South (1-0).....	1893
Vanderbilt (0-2).....	2004
Vermont (16-8).....	1981
Villanova (1-2).....	1907
Virginia Christian College (1-0).....	1918
<b>VCU (36-19)</b> .....	<b>2013</b>
<b>VMI (102-29)</b> .....	<b>2013</b>
Wagner (1-0).....	2009
Washington (1-3).....	1916
Washington & Lee (50-23-2).....	1971
Washington College (0-0-1).....	1954
Washington Nationals (1-2).....	1913
Wesleyan (1-1-1).....	1909
West Chester (4-1).....	1988
West Georgia (1-0).....	1974
West Virginia (8-5).....	1949
Western Carolina (0-1).....	2002
Western Kentucky (0-1).....	1976
Western Reserve (1-0).....	1951
Westfield State (3-0).....	1985
<b>William &amp; Mary (70-29-2)</b> .....	<b>2013</b>
Williams (5-1).....	1927
Wisconsin (1-0).....	1893
Wofford (2-1).....	1984
Woodberry Forest (11-1).....	1945
Woodrow Wilson Hospital (3-1).....	1945
Wright State (1-2).....	2012
Yale (24-43-3).....	2013

2014 Opponents in Bold

# FORMER CAVALIERS IN MAJOR LEAGUE BASEBALL

## DAVID ADAMS, INF

2013 ..... New York Yankees  
2014-present..... Cleveland Indians

## MIKE BALLARD, P

2011 ..... Baltimore Orioles

## BRIAN BUCHANAN, OF

2000-02 ..... Minnesota Twins  
2002-04 ..... San Diego Padres  
2005 ..... New York Mets

## NICK CARTER, P

1908 ..... Philadelphia Athletics

## MIKE CUBBAGE, 3B

1974-76 ..... Texas Rangers  
1976-80 ..... Minnesota Twins  
1981 ..... New York Mets

## WALTER 'DOC' CURLEY, 2B

1899 ..... Chicago Orphans

## JACK DALTON, OF

1910-14 ..... Brooklyn Superbas  
1915 ..... Buffalo Blues  
1916 ..... Detroit Tigers

## PAT DANEKER, P

1999 ..... Chicago White Sox

## BILL DIETRICK, SS/OF

1927-28 ..... Philadelphia Phillies

## SEAN DOOLITTLE, P

2012-present..... Oakland Athletics

## CHARLIE FERGUSON, P

1884-87 ..... Philadelphia Quakers

## PHIL GOSSELIN, 2B

2013-present..... Atlanta Braves

## SETH GREISINGER, P

1998, 2000, 2002 ..... Detroit Tigers  
2004 ..... Minnesota Twins  
2005 ..... Atlanta Braves

## BRANDON GUYER, OF

2011-present..... Tampa Bay Rays

## BILL HARMAN, P/C

1941 ..... Philadelphia Phillies

## JOE HICKS, OF

1959-60 ..... Chicago White Sox  
1961-62 ..... Washington Senators  
1963 ..... New York Mets

## HOWARD 'MUL' HOLLAND, P

1926 ..... Cincinnati Reds  
1927 ..... New York Giants  
1929 ..... St. Louis Cardinals

## RICKY HORTON, P

1984-87 ..... St. Louis Cardinals  
1988 ..... Chicago White Sox  
1988-89 ..... Los Angeles Dodgers  
1989-90 ..... St. Louis Cardinals

## DOUG JOHNS, P

1995-96 ..... Oakland Athletics  
1998-99 ..... Baltimore Orioles

## JOE KOSHANSKY, 1B

2007-08 ..... Colorado Rockies

## JAVIER LOPEZ, P

2003-05 ..... Colorado Rockies  
2005 ..... Arizona Diamondbacks  
2006-09 ..... Boston Red Sox  
2010 ..... Pittsburgh Pirates  
2010-present..... San Francisco Giants

## BOB MALLOY, P

1987 ..... Texas Rangers  
1990 ..... Montreal Expos

## DOUG NEFF, IF


1914-15 ..... Washington Senators

## MARK REYNOLDS, INF/DH

2007-2010 ..... Arizona Diamondbacks  
2011-12 ..... Baltimore Orioles  
2013 ..... N.Y. Yankees/Cleveland Indians  
2014-present..... Milwaukee Brewers

## EPPA RIXEY, P

1912-20 ..... Philadelphia Phillies  
1921-33 ..... Cincinnati Reds



Former Cavalier Eppa Rixey is the only ACC player in the Baseball Hall of Fame

## MEL ROACH, INF

1953-61 ..... Milwaukee Braves  
1961 ..... Chicago Cubs  
1962 ..... Pittsburgh Pirates

## ORLIN 'BUCK' ROGERS, P

1935 ..... Washington Senators

## MICHAEL SCHWIMER, P

2011-12 ..... Philadelphia Phillies

## ANDY SOMMERVILLE, P

1894 ..... Brooklyn Grooms

## HENRY LEE SPRATT, SS

1911-12 ..... Boston Braves

## DAVE WILLIS, 1B

1899 ..... Louisville Colonels

## RYAN ZIMMERMAN, 3B

2005-present..... Washington Nationals

\*\*NOTE: current teams as of Feb. 1, 2014

**SEAN DOOLITTLE**  
Oakland Athletics



## CAVALIERS CURRENTLY IN PROFESSIONAL BASEBALL

### RECENT HIGHLIGHTS

- Virginia had 32 former players in the professional baseball ranks in 2013.
- Sean Doolittle (Oakland) competed in the postseason for the second straight season.
- Six Cavaliers played in Major League Baseball, with David Adams (New York Yankees) and Phil Gosselin (Atlanta) each making their MLB debuts.
- Chris Taylor was the Seattle Mariners' 2013 Minor League Player of the Year after hitting .314 with 47 extra-base hits.
- Ryan Zimmerman was a 2009 National League All-Star, just the fifth all-star to come from an ACC school. He won the 2009 NL Gold Glove Award at third base and also earned the 2009 and 2010 Silver Slugger Award at third base for the National League.
- Javier Lopez won his third World Series ring with the San Francisco Giants in 2012; he also won rings in 2007 (Red Sox) and 2010 (Giants).
- After a meteoric rise through the minors, Doolittle made his Major League debut on June 5, 2012, out of the bullpen for the Oakland Athletics. The left-hander pitched just 26 professional innings before earning his first big-league call-up.
- Now a member of the Milwaukee Brewers, Reynolds has hit 202 home runs in his seven-year MLB career.
- Brandon Guyer swatted a home run in his first MLB at bat with the Tampa Bay Rays in 2011, becoming just the 109th player in MLB player to homer in his first trip to the plate.
- Danny Hultzen was selected second overall by the Seattle Mariners in the 2011 MLB Draft, marking UVa's highest draft selection ever.
- 104 Virginia players (106 selections), including 51 over the last 10 years, have been selected since the inception of the draft in 1966.

### VIRGINIA PLAYERS IN PROFESSIONAL BASEBALL IN 2013 (teams as of conclusion of season)

#### MAJOR LEAGUE BASEBALL (6)

David Adams	2006-08	New York Yankees (AL)
Sean Doolittle	2005-07	Oakland Athletics (AL)
Phil Gosselin	2008-10	Atlanta Braves (NL)
Javier Lopez	1996-98	San Francisco Giants (NL)
Mark Reynolds	2001-04	Cleveland Indians/New York Yankees (AL)
Ryan Zimmerman	2003-05	Washington Nationals (NL)

#### MINOR LEAGUE BASEBALL (26)

Kevin Arico	2008-10	CIN - Dayton Dragons (A)
Stephen Bruno	2010-12	CHC - Daytona Cubs (A Advanced)
Andrew Carraway	2006-09	SEA - Tacoma Rainiers (AAA)
Kyle Crockett	2011-13	CLE - Akron Aeros (AA)
Jeremy Farrell	2006-08	CHW - Winston-Salem Dash (A Advanced)
Reed Gragnani	2010-13	BOS - Greenville Drive (A)
Dan Grovatt	2008-10	PIT - Bradenton Marauders (A Advanced)
Brandon Guyer	2005-07	TB - Durham Bulls (AAA)
Shane Halley	2009-12	KC - AZL Royals (Rookie)
John Hicks	2009-11	SEA - Jackson Generals (AA)
Danny Hultzen	2009-11	SEA - Tacoma Rainiers (AAA)
Branden Kline	2010-12	BAL - Delmarva Shorebirds (A)
Jeff Lorick	2007-09	CHC - Daytona Cubs (A Advanced)
Greg Miclat	2005-07	TEX - Round Rock Express (AAA)
Robert Morey	2008-10	FLA - Jacksonville Suns (AA)
Matt Packer	2007-09	CLE - Akron Aeros (AA)
Jarrett Parker	2008-10	SF - Richmond Flying Squirrels (AA)
Steven Proscia	2009-11	SEA - Jackson Generals (AA)
Will Roberts	2009-11	CLE - Akron Aeros (AA)
Michael Schwimer*	2005-08	TOR - Buffalo Bisons (AAA)
Beau Seabury	2006-07	WSH - Harrisburg Senators (AA)
Scott Silverstein	2009-13	TOR - Vancouver Canadians (A)
Kenny Swab	2010-11	KC - AZL Royals (Rookie)
Chris Taylor	2010-12	SEA - Jackson Generals (AA)
Tyler Wilson	2008-11	BAL - Bowie Baysox (AA)
Cody Winiarski	2010-11	CHW - Birmingham Barons (AA)

Note: seasons denote years at UVa; \*missed 2013 with injury



**DANNY HULTZEN**

Second Overall Pick, 2011

## VIRGINIA IN THE MAJOR LEAGUE BASEBALL DRAFT

Year	Player	Pos.	Rd.	No.	MLB Organization
1966	Edward Turnbull	LHP	17	336	Baltimore Orioles
1970	Steve Miller	C	3	63	Boston Red Sox
1971	Mike Cubbage	SS/2B	2	25	Washington Senators
1972	Bill Hall	2B	6	121	San Diego Padres
1976	Anthony Zentgraf	3B	17	404	Baltimore Orioles
1978	Columbus Duncan	1B	11	268	Milwaukee Brewers
	Steven Norwood	P	13	320	Milwaukee Brewers
1979	Paul Voigt	RHP	9	219	Minnesota Twins
1980	Rickey Horton	LHP	4	93	St. Louis Cardinals
1982	David Hopkins	RHP	14	355	Texas Rangers
1983	Tony Latham	OF	4	99	Boston Red Sox
	Glenn Harris	1B	21	541	St. Louis Cardinals
	George Priftis	2B	26	644	Seattle Mariners
1985	Tim Burcham	RHP	6	147	California Angels
1986	Bill Narleski	SS	18	461	Baltimore Orioles
	Bob Malloy	RHP	19	475	Texas Rangers
1988	Tom Crowley	2B	38	1004	Philadelphia Phillies
1989	Keith Seiler	LHP	18	465	New York Yankees
	Chris Kughn	OF	25	636	Atlanta Braves
1990	Doug Johns	LHP	16	437	Oakland Athletics
	Keith Seiler	LHP	21	551	New York Yankees
1991	Todd Fiegel	LHP	11	303	New York Mets
	Todd Ruyak	LHP	17	452	Detroit Tigers
1992	Frank Lankford	RHP	18	503	St. Louis Cardinals
	Todd Ruyak	LHP	31	829	Cincinnati Reds
	John Cappelmann	RHP	45		St. Louis Cardinals
	Kevin Stock	LHP	48	1370	Seattle Mariners
1993	Seth Greisinger	RHP	7	195	Cleveland Indians
	Frank Lankford	RHP	17	477	New York Yankees
	Adam Robinson	SS	30		Chicago Cubs
	Deron Dowhower	RHP	34	961	Minnesota Twins
	Jason Cook	SS	55	1469	Seattle Mariners
1994	Brian Buchanan	OF	1	24	New York Yankees
	Yates Hall	RHP	4	110	St. Louis Cardinals
	Pat Daneker	RHP	40	1110	Boston Red Sox
	Reid Beucler	RHP	65	1594	Detroit Tigers
1995	Casey Crawford	1B	16	449	Atlanta Braves
1996	Seth Greisinger	RHP	1	6	Detroit Tigers
	Jason Sekany	RHP	2	61	Boston Red Sox
	Adam Robinson	SS	52	1480	Minnesota Twins
1997	Greg Withelder	LHP	3	93	Minnesota Twins
	Pat Daneker	RHP	5	159	Chicago White Sox
	Adam Robinson	SS	12	365	Oakland Athletics
	Geoff Zawatski	RHP	14	416	Philadelphia Phillies
1998	Javier Lopez	LHP	4	133	Arizona Diamondbacks
1999	Julian Gonzalez	OF	36	1081	Kansas City Royals
2000	Jon Metzger	LHP	13	374	Kansas City Royals
	Tim LaVigne	RHP/SS	32	965	New York Mets
	Kevin Shrout	RHP	43	1278	Milwaukee Brewers
2001	Jon Benick	INF	9	270	San Diego Padres
	Hunter Wyant	SS	16	482	Florida Marlins
2002	Robert Word	1B	10	293	Florida Marlins
	Dan Street	INF	20	591	Colorado Rockies
	David Stone	OF	36	1087	San Francisco Giants
	Chris Sweet	OF	37	1117	San Francisco Giants

Year	Player	Pos.	Round	No.	MLB Organization
2004	Andrew Dobies	LHP	3	95	Boston Red Sox
	Joe Koshansky	LHP/INF	6	170	Colorado Rockies
	Mark Reynolds	SS	16	476	Arizona Diamondbacks
	Jeff Kamrath	RHP	36	1067	Cleveland Indians
2005	Ryan Zimmerman	3B	1	4	Washington Nationals
	Matt Avery	RHP	9	280	Chicago Cubs
	Jeff Kamrath	RHP	11	328	Tampa Bay Devil Rays
	Mike Ballard	LHP	47	1415	Minnesota Twins
2006	Mike Ballard	LHP	14	418	Texas Rangers
	Tom Hagan	UTL	39	1160	Pittsburgh Pirates
2007	Sean Doolittle	1B/LHP	Supp. 1	41	Oakland Athletics
	Brandon Guyer	OF	5	157	Chicago Cubs
	Casey Lambert	LHP	6	187	Chicago Cubs
	Beau Seabury	C	13	402	Colorado Rockies
	Mike Mitchell	OF	25	762	Colorado Rockies
	Pat McAnaney	LHP	38	1139	Pittsburgh Pirates
2008	David Adams	2B	3	106	New York Yankees
	Greg Miclat	SS	5	146	Baltimore Orioles
	Jacob Thompson	RHP	5	160	Atlanta Braves
	Jeremy Farrell	3B	8	234	Pittsburgh Pirates
	Pat McAnaney	LHP	8	258	Arizona Diamondbacks
	Michael Schwimer	RHP	14	436	Philadelphia Phillies
2009	Andrew Carraway	RHP	12	353	Seattle Mariners
	Jeff Loricke	LHP	20	598	Atlanta Braves
	Robert Poutier	RHP	29	864	San Diego Padres
	Matt Packer	LHP	32	965	Cleveland Indians
	Tyler Cannon	SS	41	1225	Pittsburgh Pirates
2010	Jarrett Parker	OF	2	74	San Francisco Giants
	Phil Gosselin	2B/OF	5	164	Atlanta Braves
	Robert Morey	RHP	5	167	Florida Marlins
	Kevin Arico	RHP	10	307	Cincinnati Reds
	Dan Grovatt	OF	11	327	Pittsburgh Pirates
	Tyler Cannon	SS	12	360	Cleveland Indians
	Tyler Wilson	RHP	35	1057	Cincinnati Reds
	Kenny Swab	C/1B	35	1064	Atlanta Braves
	Neal Davis	LHP	36	1101	Philadelphia Phillies
2011	Danny Hultzen	LHP	1	2	Seattle Mariners
	John Hicks	C	4	123	Seattle Mariners
	Will Roberts	RHP	5	158	Cleveland Indians
	Steven Proscia	3B	7	213	Seattle Mariners
	Tyler Wilson	RHP	10	305	Baltimore Orioles
	Kenny Swab	C	21	636	Kansas City Royals
	Cody Winiarski	RHP	36	1101	Chicago White Sox
	John Barr	OF	39	1178	Cleveland Indians
2012	Brandon Kline	RHP	2	65	Baltimore Orioles
	Chris Taylor	SS	5	161	Seattle Mariners
	Stephen Bruno	INF	7	224	Chicago Cubs
	Shane Halley	RHP	20	613	Kansas City Royals
2013	Kyle Crockett	LHP	4	111	Cleveland Indians
	Reed Gragnani	INF	21	663	Boston Red Sox
	Scott Silverstein	LHP	25	745	Toronto Blue Jays

**Total:** 106 draft selections (104 different players)

# VIRGINIA SINGLE-GAME AND TEAM SEASON RECORDS

SETH GREISINGER

**NOTE:** Single-Game Records are since 1958 season

(no stats available prior to 1958 or for 1961; No statistics for 1971 or prior to 1958. Only statistics available from 1958 through the 1970 season are hits, ABs, 2Bs, 3Bs, HRs)

## BATTING

<b>At Bats</b>	Brandon Guyer	8	at Coll. of Charleston	2/26/06
	Mike Mitchell	8	at Coll. of Charleston	2/26/06
	24 times	7		
<b>Runs</b>	10x, last by Tyler Cannon	5	at Wake Forest	3/6/09
<b>Hits</b>	Mark McMillian	6	at Maryland	4/28/90
	Jeff Booker	6	Liberty Baptist	4/1/85
	27x, last by Nick Howard	5	Richmond	4/24/13
<b>RBI</b>	Peter Sposato	10	vs. Maryland	4/11/78
	Brandon Guyer	9	Niagara	3/13/07
	Bobby Rivell	9	at Maryland	4/28/90
<b>Stolen Bases</b>	Greg Miclat	4	at Clemson	4/20/07
	Mike Mitchell	4	at NC A&T	2/15/04
	23x, last by Chris Taylor	3	NC State	4/24/11
<b>Caught Stealing</b>	10x, last by Colin Harrington	2	Radford	4/24/12
<b>Doubles</b>	27x, last by Mike Papi	3	Miami	3/29/13
<b>Triples</b>	11x, last by Steven Proscia	2	Towson	3/31/10
<b>Home Runs</b>	Peter Sposato	4	vs. Maryland	4/11/78
	Steve Cunha	3	at Maryland	4/27/90
	Jay West	3	vs. Maryland	4/11/78
	54 times, last by Joe McCarthy	2	at Wake Forest	4/8/13
<b>Bases on Balls</b>	Phil Gosselin	5	at James Madison	3/17/10
	16x, last by Mike Papi	4	at Wake Forest	4/7/13
<b>Hit By Pitch</b>	4x, last by Derek Fisher	3	at East Carolina	2/15/13
<b>Sacrifice Hits</b>	3x, last by Beau Seabury	3	at NC State	4/1/06
<b>Sacrifice Flies</b>	20x, last by Jared King	2	at Wake Forest	4/6/13
<b>Strikeouts</b>	3x, last by Jared King	5	at Duke	4/20/12

## PITCHING

<b>Strikeouts</b>	Seth Greisinger	16	North Carolina	3/23/96
	Brandon Waddell	15	Toledo	2/22/13
	Seth Greisinger	15	North Carolina	4/8/94
<b>Earned Runs</b>	Seth Greisinger	13	at Old Dominion	2/23/95
<b>Runs</b>	Seth Greisinger	13	at Old Dominion	2/23/95
	Mike Long	13	Kent State	3/21/87
<b>Bases on Balls</b>	Derrick Cusic	10	Md. Eastern Shore	2/29/92
	George Cave	10	vs. Purdue-Fort Wayne	3/17/79

## TEAM SEASON RECORDS

### Batting

Average	.333	1985
At-Bats	2343	2009
Hits	767	2009
Runs	525	2010
Runs/game	8.65	1985
Doubles	160	2010
Triples	32	2010, 12
Home Runs	67	1988
HR/game	1.41	1978
Runs Batted In	484	2010
Total Bases	1166	2010
Sacrifices	85	2012
Sacrifice Flies	50	2010
On Base Pct.	.413	2010
Slugging Pct.	.508	2010
Stolen Bases	134	2008
SB/game	2.32	1990
SB Pct.	.962	1972

### Pitching

ERA	1.77	1950
Innings	612.0	2011
Strikeouts	664	2011
K/9 innings	10.88	1949
BB/9 innings	1.72	1947
Complete Games	22	1974
Saves	25	2010
Shutouts	16	2011

### Miscellaneous

Wins	56	2011
Losses	35	1999
Winning Pct.	.824	2011
Fielding Pct.	.978	2011
Consecutive Wins	19	2009





JARRETT PARKER

# VIRGINIA SINGLE-SEASON BATTING RECORDS

## GAMES PLAYED

1. John Hicks (2011).....	68
Steven Proscia (2011).....	68
Chris Taylor (2011).....	68
Keith Werman (2011).....	68
5. John Barr (2011).....	66
6. Jarrett Parker (2010).....	65
Phil Gosselin (2009).....	65
Jarrett Parker (2009).....	65
Justin Counts (1996).....	65
10. Phil Gosselin (2010).....	64
Steven Proscia (2010).....	64
Tyler Cannon (2009).....	64
Dan Grovatt (2009).....	64
John Hicks (2009).....	64
Steven Proscia (2009).....	64

## BATTING AVERAGE

1. Tom Phillips (1949).....	.452
2. Jeff Booker (1985).....	.427
3. Glenn Harris (1981).....	.425
4. Allen Barbee (1954).....	.421
5. Keith Werman (2010).....	.414
6. Steve Cunha (1991).....	.400
Robbin Marvin (1972).....	.400
Chuck Arnold (1956).....	.400
9. Jay West (1981).....	.395
10. Kent Savedge (1985).....	.394

## AT-BATS

1. Chris Taylor (2011).....	285
2. John Hicks (2011).....	277
3. Steven Proscia (2011).....	275
4. Jarrett Parker (2009).....	265
5. Phil Gosselin (2010).....	262
6. Steven Proscia (2009).....	258
7. Steven Proscia (2010).....	255
Phil Gosselin (2009).....	255
9. John Hicks (2009).....	254
10. Brandon Downes (2013).....	253

## HITS

1. Phil Gosselin (2010).....	100
2. Jarrett Parker (2009).....	94
3. John Hicks (2011).....	92
Ryan Zimmerman (2005).....	92
5. Ryan Zimmerman (2004).....	90
6. Stephen Bruno (2012).....	88
Steven Proscia (2011).....	88
Dan Grovatt (2009).....	88
Jon Benick (1999).....	88
10. Chris Taylor (2011).....	87

## RUNS

1. Jarrett Parker (2009).....	76
2. Brandon Downes (2013).....	67
Phil Gosselin (2010).....	67
4. Chris Taylor (2011).....	63
5. Mark Reynolds (2004).....	60
David Guy (1988).....	60
7. John Hicks (2010).....	59
8. Bobby Rivell (1990).....	58
Keith Kowalski (1985).....	58
10. Mike Papi (2013).....	57
Chris Taylor (2012).....	57
David Adams (2006).....	57
Brian Buchanan (1994).....	57
Bill Narleski (1985).....	57

## RUNS BATTED IN

1. Joe Koshansky (2004).....	67
2. Brian Buchanan (1994).....	66
3. Steven Proscia (2010).....	65
Jarrett Parker (2009).....	65
5. Phil Gosselin (2009).....	64
6. Phil Gosselin (2010).....	61
7. Dan Grovatt (2010).....	60
Brian Sherlock (1998).....	60
9. Brandon Downes (2013).....	59
Steven Proscia (2011).....	59
John Hicks (2011).....	59
Ryan Zimmerman (2005).....	59
Dan Street (2002).....	59

## STOLEN BASES

1. Greg Miclat (2007).....	32
2. Greg Miclat (2008).....	30
3. David Stone (2002).....	26
4. Phil Gosselin (2009).....	24
5. Bill Narleski (1986).....	23
6. Adam Robinson (1997).....	22
Chris Kughn (1990).....	22
Bobby Rivell (1990).....	22
9. Greg Miclat (2006).....	21
David Stone (2001).....	21
Bill Narleski (1987).....	21
Robbin Marvin (1972).....	21

## DOUBLES

1. Stephen Bruno (2012).....	23
Dan Street (2002).....	23
3. Phil Gosselin (2010).....	22
Steven Proscia (2009).....	22
Dan Grovatt (2008).....	22
6. John Hicks (2011).....	21
7. Brandon Downes (2013).....	20
John Hicks (2010).....	20
Jarrett Parker (2009).....	20
Robert Word (2002).....	20

## TRIPLES

1. Derek Fisher (2012).....	8
Jarrett Parker (2010).....	8
3. Brandon Downes (2013).....	7
Jarrett Parker (2009).....	7
Hunter Wyant (2001).....	7
6. Brian Buchanan (1993).....	6
Keith Kowalski (1985).....	6
Jay West (1978).....	6
Steve Bryant (1969).....	6
10. Kenny Towns (2013).....	5
Jared King (2012).....	5
Chris Taylor (2012).....	5
Tyler Cannon (2009).....	5
Mark Reynolds (2004).....	5
Jason Cook (1992).....	5

## HOME RUNS

1. Brian Buchanan (1994).....	22
2. Jon Benick (2001).....	18
3. Jarrett Parker (2009).....	16
Joe Koshansky (2004).....	16
5. Mark Reynolds (2002).....	15
6. E.J. Anderson (1996).....	14
Kevin McDonald (1988).....	14
Kent Savedge (1986).....	14
9. Dan Street (2002).....	12
E.J. Anderson (1997).....	12
Steve Cunha (1990).....	12
Mike Lindner (1990).....	12

## TOTAL BASES

1. Jarrett Parker (2009).....	176
2. Brian Buchanan (1994).....	165
3. Phil Gosselin (2010).....	163
4. Dan Street (2002).....	153
5. Brandon Downes (2013).....	144
Jarrett Parker (2010).....	144
7. Steven Proscia (2009).....	142
8. Hunter Wyant (2001).....	140
9. John Hicks (2011).....	139
10. Steven Proscia (2010).....	136
Jon Benick (1999).....	136
Ryan Zimmerman (2005).....	136

## BASES ON BALLS

1. Joe McCarthy (2013).....	54
Sean Doolittle (2006).....	54
Justin Counts (1996).....	54
4. Jared King (2012).....	51
5. Sean Doolittle (2007).....	46
6. Mike Papi (2013).....	45
7. David Stone (2001).....	43
8. David Stone (2002).....	42
Brian Sherlock (1998).....	42
10. David Adams (2008).....	41
Dennis Barth (1985).....	41

## HIT BY PITCH

1. Tim LaVigne (1999).....	20
2. Tim LaVigne (1998).....	17
3. Kyle Werman (2004).....	16
4. Stephen Bruno (2012).....	15
John Barr (2011).....	15
Keith Werman (2011).....	15
7. Nate Irving (2012).....	14
Beau Seabury (2007).....	14
Matt Street (2004).....	14
Tim LaVigne (2000).....	14

## SLUGGING PERCENTAGE

1. Brian Buchanan (1994).....	.838
2. Chuck Arnold (1956).....	.800
3. Duke Duncan (1978).....	.737
4. Kevin McDonald (1988).....	.728
5. Kent Savedge (1986).....	.702
6. Don Aicholz (1950).....	.670
7. Jarrett Parker (2009).....	.664
8. Jay West (1978).....	.661
9. Jeff Booker (1985).....	.640
10. Steve Cunha (1991).....	.630

## ON-BASE PERCENTAGE

1. Bill Narleski (1984).....	.524
2. Mike Papi (2013).....	.517
3. Tony Latham (1983).....	.512
4. Kent Savedge (1986).....	.500
5. Dave Duncan (1978).....	.493
6. George Priftis (1983).....	.491
7. Dave Bratt (1973).....	.489
8. Keith Werman (2010).....	.486
Greg Miclat (2007).....	.486
10. John Barr (2010).....	.483



# VIRGINIA SINGLE-SEASON PITCHING RECORDS

## APPEARANCES

1. Michael Schwimer (2006) .....36
2. Justin Thompson (2012).....34
3. Kyle Crockett (2012) .....32
- Branden Kline (2011) .....32
- Matt Packer (2009) .....32
- Matt Moore (1994) .....32
7. Tylxer Wilson (2010) .....31
- Kevin Arico (2009) .....31
- Tyler Wilson (2009) .....31
10. Josh Shorz (2013)..... 30

## GAMES STARTED

1. Danny Hultzen (2011) .....18
2. Will Roberts (2011).....17
3. Scott Silverstein (2013) .....16
- Brandon Waddell (2013) ..... 16**
- Tyler Wilson (2011) .....16
- Danny Hultzen (2010) .....16
- Robert Morey (2010) .....16
- Danny Hultzen (2009) .....16
- Jacob Thompson (2007) .....16
- Jacob Thompson (2006) .....16
- Mike Ballard (2006) .....16
- Andrew Dobies (2004) .....16
- Brandon Creswell (2000).....16
- Seth Greisinger (1996) .....16

## WINS

1. Danny Hultzen (2011) .....12
- Seth Greisinger (1996) .....12
3. Will Roberts (2011) .....11
- Danny Hultzen (2010) .....11
- Jacob Thompson (2007).....11
- Sean Doolittle (2006) .....11
- Tim Burcham (1985) .....11
8. Scott Silverstein (2013) .....10
- Tyler Wilson (2011).....10
- Jacob Thompson (2006) .....10

## WINNING PERCENTAGE

(MINIMUM FIVE DECISIONS)

1. Jacob Thompson (2007/11-0) .....1.000
- Tyler Wilson (2011/10-0) .....1.000
- Pat McAnaney (2005/7-0) .....1.000
- Whit Mayberry (2011/5-0) .....1.000
- Cody Winiarski (2010/5-0) .....1.000
- Andrew Carraway (2007/5-0) .....1.000
- West Lescanec (1980/5-0) .....1.000
- Jack Leachman (1949/5-0) .....1.000
9. Danny Hultzen (2010/11-1) ..... .916
10. Danny Hultzen (2009/9-1) ..... .900
- Thomas Evans (1951/9-1) ..... .900

## EARNED RUN AVERAGE

(MINIMUM 45.0 INNINGS)

1. Dan Street (2000) .....0.69
2. Robert Poutier (2005) .....0.73
3. Buddy Charles (1950) .....0.89
4. Matt Packer (2008) .....1.14
5. Danny Hultzen (2011) .....1.37
6. Larry Gammon (1965).....1.38
7. Bill Boozer (1950).....1.45
8. Jacob Thompson (2007) .....1.50
9. Pat McAnaney (2005) .....1.55
10. Sean Doolittle (2005) .....1.64

## INNINGS PITCHED

1. Seth Greisinger (1996) .....123.0
2. Danny Hultzen (2011) .....118.0
3. Tim Burcham (1985).....117.0
4. Jacob Thompson (2007) .....114.0
5. Andrew Dobies (2004).....108.1
6. Danny Hultzen (2010) .....106.2
7. Will Roberts (2011).....105.2
8. Joe Koshansky (2004).....102.2
9. Jeff Kamrath (2005).....101.2
10. Jacob Thompson (2006) .....100.1

## STRIKEOUTS

1. Danny Hultzen (2011) .....165
2. Tim Burcham (1985) .....146
3. Seth Greisinger (1996) .....141
4. Danny Hultzen (2010) .....124
- Tyler Wilson (2011) .....124
6. Buddy Charles (1950) .....113
7. Andrew Dobies (2004).....109
8. Sean Doolittle (2006) .....108
9. Danny Hultzen (2009) .....107
10. Yates Hall (1994).....104

## COMPLETE GAMES

1. Tim Burcham (1985) .....11
2. Pat Daneker (1995) .....8
- Tim Burcham (1984) .....8
- Richard Spigone (1969) .....8
- Bill Spencer (1962) .....8
6. Seth Greisinger (1995) .....7
- Keith Liskey (1966) .....7
8. Seth Greisinger (1996) .....6
- Mike Gordon (1981) .....6
- Marty Moore (1977).....6
- Harry Hollar (1974) .....6
- Bill Kelley (1968) .....6

## SAVES

1. Branden Kline (2011)\* .....18
- Kevin Arico (2010)\* .....18
3. Michael Schwimer (2008) .....14
- Casey Lambert (2005) .....14
5. Kyle Crockett (2013) .....12
- Justin Thompson (2012).....12
7. Kevin Arico (2009).....11
- Casey Lambert (2007).....11
9. Casey Lambert (2006) .....10
10. Casey Lambert (2004) .....8
- Todd Ruyak (1991) .....8

\* ties ACC record

CASEY LAMBERT





TYLER CANNON

# VIRGINIA CAREER BATTING RECORDS

## GAMES PLAYED

1. Tyler Cannon (2007-10) ..... 244
2. David Stone (1999-2002) ..... 225
3. Ryan Gilleland (1995-98) ..... 221
4. Kyle Werman (2002-05) ..... 221
5. Adam Robinson (1994-97) ..... 219
6. Matt Street (2002-05) ..... 219
7. Tim Henry (2004-07) ..... 215
8. Keith Werman (2009-12) ..... 214
9. John Barr (2008-11) ..... 203
10. Jared King (2009, 2011-13) ..... 202

## BATTING AVERAGE

(MINIMUM 250 AT-BATS)

1. Jeff Booker (1984-85) ..... .376
2. Bill Narleski (1984-87) ..... .374
3. Stephen Bruno (2010-12) ..... .366
4. Kent Savedge (1984-87) ..... .366
5. Ryan Zimmerman (2003-05) .. .355
6. Kevin O'Sullivan (1990-91) ..... .351
7. Jeff Musser (1979-80) ..... .348
8. Steve Cunha (1988-91) ..... .345
9. Glenn Harris (1980-83) ..... .343
10. Steve Bryant (1968-70) ..... .341

## AT-BATS

1. Tyler Cannon (2007-10) ..... 910
2. Ryan Gilleland (1995-98) ..... 865
3. Matt Street (2002-05) ..... 861
4. David Stone (1999-2002) ..... 851
5. Adam Robinson (1994-97) ..... 826
6. Steven Proscia (2009-11) ..... 788
7. John Hicks (2009-11) ..... 775
8. Bobby Rivell (1987-90) ..... 769
9. Bill Narleski (1984-87) ..... 751
10. Ryan Zimmerman (2003-05) .... 734

## RUNS

1. Bobby Rivell (1987-90) ..... 199
2. Bill Narleski (1984-87) ..... 193
3. Tyler Cannon (2007-10) ..... 185
4. Matt Street (2002-05) ..... 183
5. Adam Robinson (1994-97) ..... 175
6. David Stone (1999-02) ..... 174
7. John Galloway (1994-97) ..... 163
8. John Hicks (2009-11) ..... 162
9. Jarrett Parker (2008-10) ..... 161
10. Steven Proscia (2009-11) ..... 157

## HITS

1. Bill Narleski (1984-87) ..... 281
2. Tyler Cannon (2007-10) ..... 276
3. David Stone (1999-02) ..... 276
4. Adam Robinson (1994-97) ..... 263
5. Ryan Gilleland (1995-98) ..... 262
6. Matt Street (2002-05) ..... 255
7. Steven Proscia (2009-11) ..... 254
8. Ryan Zimmerman (2003-05) .... 250
9. John Hicks (2009-11) ..... 245
10. Bobby Rivell (1987-90) ..... 240

## RUNS BATTED IN

1. Steven Proscia (2009-11) ..... 182
2. Sean Doolittle (2005-07) ..... 167
3. Ryan Gilleland (1995-98) ..... 166
4. Bill Narleski (1984-87) ..... 166
5. Jon Benick (1998-01) ..... 162
6. George Priftis (1980-83) ..... 158
7. Dan Grovatt (2008-10) ..... 157
8. Mike Lindner (1987-90) ..... 154
9. John Hicks (2009-11) ..... 146
10. Phil Gosselin (2008-10) ..... 145

## HOME RUNS

1. E.J. Anderson (1995-98) .....37
2. Mark Reynolds (2002-04) ..... 35
3. Jon Benick (1998-01) .....35
4. Mike Lindner (1987-90) .....33
5. Brian Buchanan (1992-94) .....30
6. Steven Proscia (2009-11) .....28
7. Bill Narleski (1984-87) .....28
8. Ryan Gilleland (1995-98) .....27
9. Jarrett Parker (2008-10) .....26
10. Joe Koshansky (2001-04) .....26

## TOTAL BASES

1. Bill Narleski (1984-87) ..... 431
2. Steven Proscia (2009-11) ..... 411
3. Ryan Gilleland (1995-98) ..... 400
4. Adam Robinson (1994-97) ..... 394
5. Tyler Cannon (2007-10) ..... 380
6. John Hicks (2009-11) ..... 379
7. Bobby Rivell (1987-90) ..... 379
8. Jon Benick (1998-01) ..... 372
9. Jarrett Parker (2008-10) ..... 369
10. Phil Gosselin (2008-10) ..... 345
11. Brian Buchanan (1992-94) ..... 345

## DOUBLES

1. Tyler Cannon (2007-10) .....62
2. Steven Proscia (2009-11) .....59
3. John Hicks (2009-11) .....54
4. Brandon Guyer (2005-07) .....53
5. Bill Narleski (1984-87) .....52
6. Phil Gosselin (2008-10) .....50
7. Ryan Gilleland (1995-98) .....49
8. Brian Sherlock (1995-98) .....48
9. Bobby Rivell (1987-90) .....48
10. Ryan Zimmerman (2003-05) .....47

## TRIPLES

1. Jarrett Parker (2008-10) .....18
2. Brian Buchanan (1992-94) .....13
3. Tyler Cannon (2007-10) .....12
4. **Derek Fisher (2012-present) .... 11**
5. John Galloway (1994-97) .....11
6. Jason Cook (1990-93) .....11
7. Jay West (1978-80) .....11
8. Tom Crowley (1991-93) .....10
9. **Brandon Downes (2012-present). 9**
10. Dan Grovatt (2008-10) .....9
11. Hunter Wyant (1998-01) .....9
12. Steve Bryant (1968-70) .....9
13. Bob Hardy (1955-57) .....9

## STOLEN BASES

1. Greg Miclat (2006-08) .....83
2. David Stone (1999-02) .....83
3. Bill Narleski (1984-87) .....72
4. Adam Robinson (1994-97) .....57
5. Bobby Rivell (1987-90) .....56
6. Matt Street (2002-05) .....55
7. Chris Kughn (1987-90) .....50
8. Tyler Cannon (2007-10) .....49
9. Phil Gosselin (2008-10) .....48
10. Robbin Marvin (1969-72) .....47
11. Mike Mitchell (2004-07) .....47

## BASES ON BALLS

1. David Stone (1999-02) ..... 156
2. Sean Doolittle (2005-07) ..... 125
3. Bill Narleski (1984-87) ..... 125
4. Jared King (2009, 2011-13) ..... 123
5. Justin Counts (1993-96) ..... 114
6. George Priftis (1980-83) ..... 112
7. Steve Heon (1979-82) ..... 110
8. Bobby Rivell (1987-90) ..... 108
9. Tyler Cannon (2007-10) ..... 107
10. David Adams (2006-08) ..... 102

## HIT BY PITCH

1. Tim LaVigne (1997-00) .....51
2. Matt Street (2002-05) .....38
3. John Barr (2008-11) .....33
4. Kyle Werman (2002-05) .....30
5. Tom Hagan (2003-06) .....28
6. Brandon Guyer (2005-07) .....28
7. Jeremy Farrell (2005-08) .....27
8. Beau Seabury (2006-07) .....27
9. David Coleman (2008-11) .....26
10. Keith Werman (2009-12) .....25



# VIRGINIA CAREER PITCHING RECORDS

## APPEARANCES

1. Casey Lambert (2004-07)..... 110
2. Michael Schwimer (2005-08).....93
3. Tim LaVigne (1997-2000).....92
4. Tyler Wilson (2008-11).....91
5. Kyle Crockett (2011-13) .....88
6. Justin Thompson (2009-12).....76
7. Andrew Carraway (2006-09) .....74
8. Matt Packer (2007-09) .....73
9. Kevin Arico (2008-10).....72
- Don Melroy (1990-93).....72

## GAMES STARTED

1. Danny Hultzen (2009-11) .....51
2. Joe Koshansky (2001-04).....49
- Brandon Creswell (1998-2001).....49
4. Jacob Thompson (2006-08) .....47
5. Kent Kruse (1990-93) .....45
6. Pat Daneker (1995-97).....40
- Seth Greisinger (1994-96) .....40
- David Sammons (1986-89) .....40
9. Frank Lankford (1990-93).....39
10. Mike Ballard (2003-06).....38
- Keith Seiler (1987-90).....38

## WINS

1. Danny Hultzen (2009-11) .....32
2. Tyler Wilson (2008-11).....27
- Jacob Thompson (2006-08) .....27
4. Sean Doolittle (2005-07) .....22
5. Joe Koshansky (2001-04).....21
- Seth Greisinger (1994-96) .....21
- Tim Burcham (1983-85).....21
8. Andrew Carraway (2006-09) .....20
- Brandon Creswell (1998-01).....20
- Jeff Kamrath (2001-03,05).....20

## WINNING PERCENTAGE

(MINIMUM 12 DECISIONS)

1. Robert Poutier (2005-09/11-1).... .917
2. Will Roberts (2009-11/18-2) ..... .900
3. Shane Halley (2009-12/14-2)..... .875
4. Danny Hultzen (2009-11/32-5) .... .865
5. Craig Zaikov (1993-96/12-2)..... .857
6. Mike Judkins (1971-72/10-2) ..... .833
7. Kyle Crockett (2011-13/12-3) ..... .800
- Andrew Carraway (2006-09/20-5) .800
- Jack Leachman (1947-49/12-3).... .800
10. Tyler Wilson (2008-11/27-7)......794

## EARNED RUN AVERAGE

(MINIMUM 100 INNINGS)

1. Larry Gammon (1964-67)..... 1.97
2. Kyle Crockett (2011-13) ..... 1.98
3. Danny Hultzen (2009-11) ..... 2.08
4. Richard Spigone (1969-71)..... 2.15
5. Sean Doolittle (2005-07) ..... 2.23
6. Ed Kihm (1968-71) ..... 2.32
7. Scott Gardner (1973-75)..... 2.44
8. Bill Spencer (1961-1962) ..... 2.48
9. Keith Liskey (1965-67)..... 2.51
10. Robert Poutier (2005-09) ..... 2.54

## INNINGS PITCHED

1. Brandon Creswell (1998-01).....345.1
2. Danny Hultzen (2009-11) .....320.0
3. Joe Koshansky (2001-04).....317.2
4. Jacob Thompson (2006-08) ... 296.0
5. Seth Greisinger (1994-96) .....282.1
6. Pat Daneker (1995-97).....280.1
7. Kent Kruse (1990-93) .....267.2
8. Jeff Kamrath (2001-03, 05).....263.2
9. Frank Lankford (1990-93).....250.1
10. Tyler Wilson (2008-11) .....249.1

## STRIKEOUTS

1. Danny Hultzen (2009-11) ..... 395
2. Seth Greisinger (1994-96)..... 290
3. Tim Burcham (1983-85).....272
4. Tyler Wilson (2008-11).....267
5. Brandon Creswell (98-01) .....261
6. Jacob Thompson (2006-08) .....248
7. Sean Doolittle (2005-07) .....243
8. Andrew Carraway (2006-09) .... 238
9. Kevin Shrout (1997-00).....233
10. Joe Koshansky (2001-04).....229

## SAVES

1. Casey Lambert (2004-07).....43
2. Kevin Arico (2008-10) .....29
3. Branden Kline (2010-12).....21
4. Tim LaVigne (1997-00).....18
5. Michael Schwimer (2005-08).....16
6. Todd Ruyak (1989-92) .....13
7. Kyle Crockett (2011-13).....12
- Justin Thompson (2009-12).....12
9. Greg Haden (1976-79).....8
10. Canon Hickman (2001-04).....7
- Mark McMillan (1987-90).....7
- Keith Seiler (1987-90).....7

## COMPLETE GAMES

1. Tim Burcham (1983-85).....20
2. Richard Spigone (1969-71).....17
3. Steve Brindle (1970-73).....16
- Keith Liskey (1965-67).....16
5. Pat Daneker (1995-97).....15
6. Seth Greisinger (1994-96).....14
- Marty Moore (1976-79).....14
- Larry Gammon (1964-67).....14
9. Mike Gordon (1979-82).....13
- Harry Thomas (1973-76) .....13

DANNY HULTZEN





# ANNUAL BATTING LEADERS

## BATTING AVERAGE

(min. 2 AB/game)

1964	John Pincavage (.309)
1965	Larry Gammon (.286)
1966	Stewart Evans (.293)
1967	William Curtis (.389)
1968	Joel DeBoe (.333)
1969	Robbin Marvin (.327)
<b>1970</b>	<b>Steve Bryant (.383)</b>
1971	Stephen Sroba (.315)
<b>1972</b>	<b>Robbin Marvin (.303)</b>
<b>1973</b>	<b>David Bratt (.364)</b>
1974	Dan Bernstein (.300)
1975	Dean Pallotta (.358)
1976	Steve Norwood (.327)
1977	David Duff (.376)
1978	Duke Duncan (.368)
1979	Peter Sposato (.369)
1980	Donald Meeks (.382)
<b>1981</b>	<b>Glenn Harris (.425)</b>
1982	Glenn Harris (.391)
1983	George Priftis (.357)
1984	Bill Narleski (.366)
1985	Jeff Booker (.427)
1986	Kent Savedge (.392)
1987	Bill Narleski (.384)
1988	Kevin McDonald (.364)
1989	Chris Kughn (.392)
1990	Bobby Rivell (.365)
1991	Steve Cunha (.400)
1992	Kevin Stock (.314)
1993	Tom Crowley (.356)
1994	Brian Buchanan (.396)
1995	Justin Counts (.327)
1996	Adam Robinson (.336)
1997	Adam Robinson (.353)
1998	Brian Sherlock (.351)
1999	Joe Benick (.384)
2000	Robbie Marvin (.350)
2001	Hunter Wyant (.363)
2002	Dan Street (.371)
2003	Chris Sweet (.326)
2004	Ryan Zimmerman (.361)
2005	Ryan Zimmerman (.393)
2006	Brandon Marsh (.380)
2007	Greg Miclat (.376)
2008	John Barr (.325)
2009	Dan Grovatt (.356)
2010	Keith Werman (.414)
2011	David Coleman (.362)
2012	Stephen Bruno (.370)
<b>2013</b>	<b>Mike Papi (.381)</b>

## RUNS

1964	John Pincavage (12)
1965	Edward Carrington (7)
1966	Bill Curtis (12)
1967	Charles Hall (11)
1968	Steve Bryant (17)
1969	Robert Schultz (24)
1970	Steve Bryant (24)
1971	Robbin Marvin (29)
1972	Robbin Marvin (26)
<b>1973</b>	<b>Stephen Sroba (29)</b>
1974	Pete Andersen (30)
1975	Pete Andersen (19)
1976	Robbie Emerson (29)
1977	David Duff (26)
1978	Drew Schuett (32)
1979	Mark Meleski (40)
1980	Mark Maleski (31)
1981	Jay West (47)
1982	Steve Heon (53)
1983	Glen Harris (33)
1984	Bill Narleski (38)
1985	Keith Kowalski (58)
1986	Bill Narleski (55)
1987	Bobby Rivell (47)
1988	David Guy (60)
1989	Chris Kughn (44)
1990	Bobby Rivell (58)
1991	Kevin Stock (35)
1992	Jason Cook (44)
1993	Jason Cook (40)
1994	Brian Buchanan (57)
1995	Justin Counts (49)
1996	Adam Robinson (55)
1997	Adam Robinson (53)
1998	Brian Sherlock (46)
1999	Tim LaVigne (46)
2000	Luis Giraldo (50)
2001	Hunter Wyant (48)
2002	David Stone (53)
2003	Joe Koshansky (43)
2004	Mark Reynolds (60)
2005	Matt Street (53)
2006	David Adams (57)
2007	Greg Miclat (51)
2008	Greg Miclat (52)
2009	Jarrett Parker (76)
2010	Phil Gosselin (67)
<b>2011</b>	<b>Chris Taylor (63)</b>
2012	Chris Taylor (57)
2013	Brandon Downes (67)

## HITS

1964	John Pincavage (21)
1965	Mack Wilcox (21)
1966	Stewart Evans (24)
1967	Charles Hall (23)
1968	Steve Bryant (34)
1969	Steve Bryant (37)
1970	Steve Bryant (41)
1971	Mike Cubbage (32)
1972	Robbin Marvin (44)
1973	David Bratt (40)
1974	Pete Andersen (41)
1975	Dean Pallotta (29)
1976	Tony Zentgraf (48)
1977	David Duff (47)
1978	Drew Schuett (45)
1979	Drew Schuett (51)
1980	Jeff Musser (51)
1981	Jay West (77)
1982	Glen Harris (66)
1983	George Priftis (45)
1984	Bill Narleski (60)
1985	Bill Narleski (79)
1986	Kent Savedge (71)
1987	Bill Narleski (71)
1988	David Guy (70)
1989	Chris Kughn (71)
1990	Bobby Rivell (73)
1991	Kevin O' Sullivan (73)
1992	Hans Martinsen (54)
1993	Brian Buchanan (65)
1994	Brian Buchanan (78)
1995	Justin Counts (68)
1996	John Galloway (80)
1997	Adam Robinson (76)
1998	Brian Sherlock (71)
1999	Jon Benick (88)
2000	Tim LaVigne (72)
2001	Hunter Wyant (86)
2002	Dan Street (86)
2003	Matt Street (74)
2004	Ryan Zimmerman (90)
2005	Ryan Zimmerman (92)
2006	Brandon Guyer (80)
2007	David Adams (84)
2008	Greg Miclat (77)
2009	Jarrett Parker (94)
2010	Phil Gosselin (100)
<b>2011</b>	<b>John Hicks (92)</b>
2012	Stephen Bruno (88)
2013	Brandon Downes (80)

## HOME RUNS

1964	John Pincavage (3)
1965	John Pincavage (2)
1966	Stewart Evans (3)
1967	Charles Hall (2)
1968	Joel DeBoe (2)
1969	Steve Bryant (2)
1970	Mike Cubbage (6)
1971	Samuel Beale (3)
1972	Duval White (2)
1973	Dean Pallotta (4)
1974	Pete Andersen (7)
1975	Pete Andersen (5)
1976	Tony Zentgraf (8)
1977	David Duff (6)
<b>1978</b>	<b>Duke Duncan (11)</b>
1979	Paul Thomas (3)
1980	William West (5)
1981	George Priftis (6)
1982	George Priftis (10)
1983	Tony Latham (3)
1984	Jeff Booker (8)
1985	Bill Narleski (9)
1986	Kent Savedge (14)
1987	Bill Narleski (7)
1988	Kevin McDonald (14)
1989	Dough Johns (5)
1990	Steve Cunha (12)
1991	Steve Cunha (5)
1992	Ron Zucchelli (4)
1993	Brian Buchanan (6)
1994	Brian Buchanan (22)
1995	Justin Counts (6)
1996	E.J. Anderson (14)
1997	E.J. Anderson (12)
1998	Brian Sherlock (10)
1999	Jon Benick (10)
2000	Luis Giraldo (8)
2001	Dan Street (9)
2002	Mark Reynolds (15)
2003	Joe Koshansky (9)
2004	Joe Koshansky (16)
2005	Sean Doolittle (11)
2006	Brandon Guyer (7)
2007	Brandon Guyer (8)
2008	Jeremy Farrell (11)
2009	Jarrett Parker (16)
2010	Phil Gosselin (11)
2011	Steven Proscia/ John Hicks (8)
2012	Derek Fisher (7)
2013	Brandon Downes (10)

## RBI

1964	Mack Wilcox (10)
1965	Edward Carrington (9)
1966	Ron Bugnar (10)
1967	Charles Hall (21)
1968	Charles Hall (10)
1969	Mike Cubbage (21)
1970	Mike Cubbage (29)
1971	Samuel Beale (29)
1972	Dave Bratt (24)
1973	Dean Pallotta (25)
1974	Dean Pallotta (29)
1975	Dean Pallotta (21)
1976	Tony Zentgraf (34)
1977	Duke Duncan (26)
1978	Duke Duncan (39)
1979	Jeff Musser (38)
1980	William West (28)
1981	Mark Meleski (45)
1982	George Priftis (57)
1983	George Priftis (34)
1984	Bill Narleski (27)
1985	Bill Narleski (53)
1986	Kent Savedge (53)
1987	Kent Savedge (50)
1988	Chris Kughn (47)
1989	Keith Lee (46)
1990	Mike Linder (56)
1991	Kevin O' Sullivan (39)
1992	Jason Cook (28)
1993	Brian Buchanan (37)
1994	Brian Buchanan (66)
1995	Justin Counts (40)
1996	Adam Robinson (40)
1997	John Galloway (56)
1998	Brian Sherlock (60)
1999	Jon Benick (54)
2000	Tim LaVigne (47)
2001	Jon Benick (57)
2002	Dan Street (59)
2003	Mark Reynolds (46)
2004	Joe Koshansky (67)
2005	Ryan Zimmerman (59)
2006	Brandon Guyer (57)
2007	Sean Doolittle (53)
2008	Jeremy Farrell (54)
2009	Jarrett Parker (65)
2010	Steven Proscia (65)
2011	Steven Proscia/ John Hicks (59)
2012	Stephen Bruno (54)
2013	Brandon Downes (59)

Yearly ACC leaders denoted  
in **bold**

# ANNUAL PITCHING LEADERS

## APPEARANCES

1964 Larry Gammon (11)  
 1965 Keith Liskey (9)  
 1966 Ned Turnbull (11)  
 1967 Keith Liskey (10)  
 1968 William Kelley (12)  
 1969 David Greer (14)  
 1970 Hunter Hollar (12)  
 1971 Stephen Brindle (10)  
 1972 Stephen Brindle (13)  
 1973 Stephen Brindle (10)  
 1974 Dave Lacross (11)  
 1975 Scott Gardner (9)  
 1976 Bill Harvey (16)  
 1977 Paul Voigt (9)  
 1978 Paul Voigt (10)  
 1979 Paul Voigt (11)  
 1980 Lannie Cropper (17)  
 1981 Doug Erbaugh (16)  
 1982 John Kampschror (17)  
 1983 Andy Koontz (14)  
 1984 Yogi Biggs (12)  
 1985 Tim Burcham (15)  
 1986 Bob Dement (21)  
 1987 Mark McMillan (22)  
 1988 Todd Figel (16)  
 1990 Mike Long (21)  
 1991 Todd Ruvak (23)  
 1992 Kevin Stock (24)  
 1993 Don Melroy (20)  
 1994 Matt Moore (32)  
 1995 Matt Moore (29)  
 1996 Jason Sekany (28)  
 1997 Tim LaVigne (27)  
 1998 Brandon Creswell (22)  
 1999 Tommy Keiper (20)  
 2000 Tim LaVigne (26)  
 2001 Greg Hansard (21)  
 2002 Alan Zimmerer (23)  
 2003 Gabe Spooner (23)  
 2004 Casey Lambert (29)  
 2005 Casey Lambert (27)  
 2006 Michael Schwimer (36)  
 2007 Casey Lambert (28)  
 2008 Michael Schwimer (26)  
 2009 Matt Packer (32)  
 2010 Tyler Wilson (31)  
 2011 Branden Kline (32)  
 2012 Justin Thompson (34)  
 2013 Josh Sborz (30)

## INNINGS PITCHED

1964 Larry Gammon (57.2)  
 1965 Larry Gammon (58.2)  
 1966 Keith Liskey (75.0)  
 1967 Keith Liskey (80.0)  
 1968 William Kelley (64.0)  
 1969 Richard Spigone (89.0)  
 1970 Hunter Hollar (63.1)  
 1971 Stephen Brindle (70.0)  
 1972 Stephen Brindle (72.1)  
 1973 **David Lacross (70.0)**  
 1974 Barry Hollar (64.1)  
 1975 Harry Thomas (62.2)  
 1976 Harry Thomas (70.2)  
 1977 Steven Norwood (59.1)  
 1978 Marty Moore (54.0)  
 1979 Paul Voigt (72.2)  
 1980 Ricky Horton (66.2)  
 1981 Mike Gordon (90.3)  
 1982 Mike Gordon (81.2)  
 1983 John Kampschror (66.1)  
 1984 Tim Burcham (81.2)  
 1985 Tim Burcham (117.0)  
 1986 Andy Kavulich (81.0)  
 1987 David Sammons (76.2)  
 1988 Doug Johns (69.2)  
 1989 Keith Seller (74.2)  
 1990 Keith Seiler (64.1)  
 1991 Kent Kruse (87.1)  
 1992 Frank Lankford (84.0)  
 1993 Frank Lankford (88.1)  
 1994 Yates Hall (72.2)  
 1995 Seth Greisinger (97.2)  
 1996 Seth Greisinger (123.0)  
 1997 Casey Kennedy (81.2)  
 1998 Casey Kennedy (91.1)  
 1999 Brandon Creswell (90.1)  
 2000 Brandon Creswell (87.1)  
 2001 Brandon Creswell (100.0)  
 2002 Jeff Kamrath (96.0)  
 2003 Andrew Dobies (79.2)  
 2004 Andrew Dobies (108.1)  
 2005 Jeff Kamrath (101.2)  
 2006 Jacob Thompson (100.1)  
 2007 Jacob Thompson (114.0)  
 2008 Pat McAnaney (83.1)  
 2009 Danny Hultzen (95.1)  
 2010 Danny Hultzen (106.2)  
 2011 Danny Hultzen (118.0)  
 2012 Branden Kline (93.2)  
 2013 Scott Silverstein (91.1)

## WINS

1964 Ned Turnbull (4)  
 1965 Larry Gammon (4)  
 1966 Ned Turnbull (3)  
 1967 Keith Liskey (5)  
 1968 William Kelley (3)  
 1969 Richard Spigone (7)  
 1970 Richard Spigone (5)  
 1971 Stephen Brindle (7)  
 1972 Stephen Brindle (5)  
 1973 Stephen Brindle (4)  
 1974 Harry Thomas (5)  
 1975 Scott Gardner (6)  
 1976 Greg Haden (5)  
 1977 West Lescanec (3)  
 1978 West Lescanec (4)  
 1979 Paul Voigt (6)  
 1980 West Lescanec (5)  
 1981 Mike Gordon (7)  
 1982 John Kampschror (5)  
 1983 John Kampschror (3)  
 1984 Tim Burcham (7)  
 1985 **Tim Burcham (11)**  
 1986 Andy Kavulich (7)  
 1987 Andy Kavulich (5)  
 1988 Mike Long (6)  
 1989 Keith Seller (6)  
 1990 Doug Johns (4)  
 1991 Steve Lindner (5)  
 1992 Frank Lankford (5)  
 1993 Tom Crowley (5)  
 1994 Yates Hall (6)  
 1995 Seth Greisinger (6)  
 1996 Seth Greisinger (12)  
 1997 Geoff Zawatski (7)  
 1998 Kevin Shrout (6)  
 1999 Brandon Creswell (6)  
 2000 Brandon Creswell (5)  
 2001 Brandon Creswell (7)  
 2002 Jeff Kamrath (7)  
 2003 Joe Koshansky (7)  
 2004 Matt Avery (7)  
 2005 Jeff Kamrath (9)  
 2006 Sean Doolittle (11)  
 2007 Jacob Thompson (11)  
 2008 Matt Packer (6)  
 2009 Andrew Carraway (9)  
     Danny Hultzen (9)  
     Tyler Wilson (9)  
 2010 Danny Hultzen (11)  
 2011 Danny Hultzen (12)  
 2012 Shane Halley (9)  
 2013 Scott Silverstein (10)

## ERA

1964 Earle Wentz (1.50)  
 1965 Larry Gammon (1.38)  
 1966 Ned Turnbull (3.02)  
 1967 Keith Liskey (2.25)  
 1968 Hunter Hollar (3.00)  
 1969 Edward Kihm (1.88)  
 1970 Richard Spigone (2.36)  
 1971 Edward Kihm (1.76)  
 1972 William Judkins (1.47)  
 1973 Dave Lacross (1.67)  
 1974 Bill Harvey (1.50)  
 1975 Scott Gardner (2.43)  
 1976 Greg Haden (3.57)  
 1977 Steven Norwood (1.90)  
 1978 West Lescanec (2.09)  
 1979 Paul Voigt (2.60)  
 1980 Ricky Horton (2.70)  
 1981 John Kampschror (3.36)  
 1982 Todd Kirtley (4.15)  
 1983 Andy Koontz (3.38)  
 1984 Tim Burcham (2.53)  
 1985 **Tim Burcham (1.77)**  
 1986 Bob Dement (2.70)  
 1987 David Sammons (4.93)  
 1988 Adam Syrek (2.83)  
 1989 Kevin Stock (3.04)  
 1990 Tony Moore (4.30)  
 1991 Steve Lindner (1.43)  
 1992 Deron Dowhower (2.25)  
 1993 Don Lelroy (3.00)  
 1994 Derrick Cusick (3.54)  
 1995 Patrick Daneker (3.57)  
 1996 **Seth Greisinger (1.76)**  
 1997 Andy Lee (2.70)  
 1998 Bradley Nuckols (2.52)  
 1999 Jon Metzger (3.53)  
 2000 Dan Street (.69)  
 2001 Dan Street (2.76)  
 2002 Jeff Kamrath (3.28)  
 2003 Mike Ballard (1.93)  
 2004 Casey Lambert (2.54)  
 2005 Jeff Kamrath (2.12)  
 2006 Sean Doolittle (2.38)  
 2007 **Jacob Thompson (1.50)**  
 2008 **Matt Packer (1.14)**  
 2009 Danny Hultzen (2.17)  
 2010 Danny Hultzen (2.78)  
 2011 **Danny Hultzen (1.37)**  
 2012 Kyle Crockett (2.15)  
 2013 Scott Silverstein (3.15)

## STRIKEOUTS

1964 Larry Gammon (50)  
 1965 Larry Gammon (30)  
 1966 **Ned Turnbull (84)**  
 1967 Keith Liskey (54)  
 1968 William Kelley (42)  
 1969 Richard Spigone (77)  
 1970 Richard Spigone (63)  
 1971 Edward Kihm (67)  
 1972 Stephen Brindle (53)  
 1973 Dave Lacross (48)  
 1974 Barry Hollar (55)  
 1975 Harry Thomas (42)  
 1976 Harry Thomas (65)  
 1977 Steven Norwood (68)  
 1978 Marty Moore (43)  
 1979 Paul Voigt (62)  
 1980 Ricky Horton (70)  
 1981 **Mike Gordon (87)**  
 1982 Mike Gordon (46)  
 1983 Tim Burcham (39)  
 1984 Tim Burcham (87)  
 1985 **Tim Burcham (146)**  
 1986 Andy Kavulich (58)  
 1987 David Sammons (51)  
 1988 Doug Johns (55)  
 1989 Keith Seller (63)  
 1990 Kent Kruse (58)  
 1991 Kent Kruse (76)  
 1992 Frank Lankford (62)  
 1993 Frank Lankford (81)  
 1994 Yates Hall (104)  
 1995 Seth Greisinger (97)  
 1996 Seth Greisinger (141)  
 1997 Casey Kennedy (48)  
 1998 Kevin Shrout (93)  
 1999 Brandon Creswell (84)  
 2000 Kevin Shrout (61)  
 2001 Brandon Creswell (75)  
 2002 Jeff Kamrath (67)  
 2003 Andrew Dobies (72)  
 2004 Andrew Dobies (109)  
 2005 Jeff Kamrath (80)  
 2006 Sean Doolittle (108)  
 2007 Jacob Thompson (101)  
 2008 Pat McAnaney (93)  
 2009 Danny Hultzen (107)  
 2010 **Danny Hultzen (123)**  
 2011 **Danny Hultzen (165)**  
 2012 Branden Kline (94)  
 2013 Brandon Waddell (84)

Yearly ACC leaders denoted  
 in **bold**



## SINGLE-SEASON TEAM RECORDS

### BATTING

#### Batting Average

1.	.333	1985
2.	.331	2010
3.	.328	1981
4.	.327	2009
5.	.325	1988
6.	.322	2006
7.	.317	1986
8.	.314	2007
9.	.312	2013
10.	.307	2000

#### At-Bats

1.	2343	2009
2.	2334	2011
3.	2295	2010
4.	2162	1996
5.	2157	2013
6.	2156	2007
7.	2131	2006
8.	2102	2008
9.	2051	2004
10.	2027	2005

#### Hits

1.	767	2009
2.	759	2010
3.	709	2011
4.	687	2006
5.	673	2013
6.	667	2007
7.	626	1985
8.	609	2008
9.	605	2000
10.	596	2004

#### Runs

1.	525	2010
2.	507	2009
3.	489	2013
4.	471	2011
5.	467	1985
6.	464	2006
7.	438	1988
8.	435	2007
9.	416	2004
10.	409	2012

#### Doubles

1.	160	2010
2.	148	2011
3.	138	2009
4.	134	2013
5.	125	1985
6.	122	2006
7.	122	1997
8.	120	2008
9.	115	2007
10.	111	2002

#### Triples

1.	32	2012
		2010
3.	31	2013
4.	28	2009
5.	27	1993
6.	22	2006
7.	20	2004
8.	18	2008
9.	17	2001
	17	1989

#### Home Runs

1.	67	1988
2.	62	1996
3.	61	2010
4.	60	2002
5.	59	2009
	59	1998
7.	58	1997
8.	57	1986
9.	55	1982
10.	52	1990

#### Runs Batted In

1.	484	2010
2.	468	2009
3.	458	2013
4.	432	2011
5.	416	2006
6.	411	1985
7.	396	2007
8.	379	2012
9.	371	1988
10.	366	2004

#### Total Bases

1.	1166	2010
2.	1138	2009
3.	998	2013
4.	964	2011
5.	928	2006
6.	922	1985
7.	920	2007
8.	907	1988
9.	893	2002
10.	855	1990

#### Slugging Pct.

1.	.508	2010
2.	.499	1988
3.	.486	2009
4.	.470	1978
	.470	1997
6.	.463	2013
7.	.448	2002
8.	.440	1981
9.	.439	1987
10.	.435	2006

#### Stolen Bases

1.	134	2008
2.	128	2007
3.	125	1990
4.	119	2009
5.	115	2006
6.	98	2004
7.	93	2010
8.	90	2011
9.	86	1997
10.	85	1988

### PITCHING

#### ERA

1.	1.77	1950
2.	2.23	1971
3.	2.24	2011
4.	2.43	1968
5.	2.74	2005
6.	2.81	2007
	2.81	1965
	2.81	1970
9.	2.91	1967
10.	2.95	1973

#### Innings Pitched

1.	612.0	2011
2.	583.0	2009
3.	581.1	2010
4.	563.1	1996
5.	556.2	2013
6.	553.2	2007
7.	551.1	2006
8.	548.0	2008
9.	538.2	2005
10.	530.2	2004

#### Strikeouts

1.	664	2011
2.	593	2009
3.	551	2008
4.	547	2010
5.	519	2006
6.	493	2013
7.	451	2012
	451	1998
9.	447	1994
10.	430	1995

#### Strikeouts/9 Inn.

1.	10.88	1949
2.	9.76	2011
3.	9.15	2009
4.	9.12	1994
5.	9.05	2008
6.	8.60	1950
7.	8.52	1998
8.	8.47	2010
	8.47	2006
10.	8.22	1985
	8.22	1995

#### BB/9 Innings

1.	1.72	1947
2.	2.28	2011
3.	2.36	2013
4.	2.55	2006
5.	2.71	2007
6.	2.72	1967
7.	2.74	2005
8.	2.78	2009
9.	2.97	2004
10.	3.00	2008

#### Complete Games

1.	22	1974
2.	12	2001
	12	1965
	12	1967
	12	1968
	12	1982
7.	11	1996
8.	10	1986
9.	7	1993
10.	6	2000

#### Shutouts

1.	16*	2011
2.	11	2005
3.	10	2006
4.	9	2013
	9	2007
6.	6	1996
7.	5	2009
	5	2003
9.	3	2002
10.	2	2012
	2	2010
	2	2000
	2	2001
	2	2004

### MISCELLANEOUS

#### Fielding Pct.

1.	.978	2011
2.	.977	2010
3.	.975	2005
4.	.973	2004
5.	.972	2012
		2009
7.	.971	2007
8.	.970	2006
9.	.969	2013
10.	.967	2008

#### Team Wins

1.	56	2011
2.	51	2010
3.	50	2013
4.	49	2009
5.	47	2006
6.	45	2007
7.	44	1996
	44	2004
9.	41	2005
10.	39	2012
		2008

#### Consecutive Wins

1.	19	2009
2.	14	2013
	14	2010
	14	2004
5.	13	2011
	13	2007
7.	12	2011
	12	2004
9.	11	2005
	11	2008



# NATIONAL AWARDS AND HONORS

## ABCA ALL-AMERICANS

1996	Seth Greisinger, P.....	1st
2006	Sean Doolittle, UTL.....	2nd
2007	Jacob Thompson, RHP.....	1st
2009	Danny Hultzen, UTL.....	1st
2009	Jarrett Parker, OF.....	2nd
2010	Danny Hultzen, LHP.....	1st
2010	Kevin Arico, RHP.....	2nd
2011	Danny Hultzen, LHP.....	1st
2011	Branden Kline, RHP.....	2nd
2011	John Hicks, C.....	3rd
2013	Mike Papi, OF.....	1st

## BASEBALL AMERICA ALL-AMERICANS

1985	Tim Burcham, P.....	2nd
1994	Brian Buchanan, OF.....	1st
1996	Seth Greisinger, P.....	1st
2004	Joe Koshansky, UTL.....	3rd
2005	Ryan Zimmerman, 3B.....	2nd
2006	Sean Doolittle, UTL.....	2nd
2007	Jacob Thompson, RHP.....	1st
2009	Jarrett Parker, OF.....	2nd
2009	Danny Hultzen, UTL.....	3rd
2010	Danny Hultzen, LHP.....	2nd
2011	Danny Hultzen, UTL.....	1st
2013	Mike Papi, OF.....	1st

## COLLEGIATE BASEBALL/LOUISVILLE SLUGGER ALL-AMERICANS

1994	Brian Buchanan, OF.....	2nd
1996	Seth Greisinger, P.....	1st
2004	Joe Koshansky, UTL.....	2nd
2006	Sean Doolittle, 1B.....	2nd
2007	Jacob Thompson, RHP.....	1st
2007	Sean Doolittle, UTL.....	3rd
2009	Jarrett Parker, OF.....	3rd
2010	Kevin Arico, RHP.....	1st
2010	Danny Hultzen, LHP.....	1st
2010	Phil Gosselin, OF.....	3rd
2011	Danny Hultzen, UTL.....	1st
2011	Branden Kline, RHP.....	2nd
2011	John Hicks, C.....	3rd

## COLLEGE BASEBALL INSIDER ALL-AMERICANS

2004	Joe Koshansky, UTL.....	1st
2004	Ryan Zimmerman, 3B.....	HM
2006	Sean Doolittle, UTL.....	2nd
2007	Jacob Thompson, SP.....	1st

## NCBWA ALL-AMERICANS

2005	Ryan Zimmerman, 3B.....	3rd
2006	Sean Doolittle, UTL.....	2nd
2007	Jacob Thompson, SP.....	1st
2008	Michael Schwimer, RP.....	3rd
2009	Danny Hultzen, UTL.....	2nd
2009	Jarrett Parker, OF.....	2nd
2010	Kevin Arico, RP.....	1st
2010	Danny Hultzen, SP.....	1st
2010	Phil Gosselin, OF.....	3rd
2011	Danny Hultzen, UTL.....	1st
2011	Branden Kline, RP.....	2nd
2011	Will Roberts, SP.....	2nd
2013	Kyle Crockett, RP.....	3rd

## RIVALS.COM ALL-AMERICANS

2007	Jacob Thompson, SP.....	1st
2007	Sean Doolittle, UTL.....	2nd
2009	Jarrett Parker, OF.....	1st
2010	Danny Hultzen, LHP.....	1st

## PERFECT GAME ALL-AMERICANS

2011	Danny Hultzen, UTL.....	1st
2011	Branden Kline, RP.....	2nd
2013	Mike Papi, OF.....	2nd

## USA TODAY SPORTS WEEKLY ALL-AMERICANS

2004	Joe Koshansky, UTL.....	2nd
------	-------------------------	-----

## JOHN OLERUD TWO-WAY PLAYER AWARD

2011	Danny Hultzen
------	---------------

## LOWE'S SENIOR CLASS AWARD

2011	Tyler Wilson
------	--------------

## COLLEGE BASEBALL INSIDER NATIONAL COACH OF THE YEAR

2004	Brian O'Connor
2009	Brian O'Connor

## NCBWA NATIONAL COACH OF THE YEAR

2009	Brian O'Connor
------	----------------

## FRESHMAN AWARDS

### BASEBALL AMERICA FRESHMAN ALL-AMERICANS

2005	Sean Doolittle, UTL.....	1st
2006	Jacob Thompson, RHP.....	1st
2006	David Adams, 2B.....	2nd
2009	Danny Hultzen, UTL.....	1st

### COLLEGIATE BASEBALL/LOUISVILLE SLUGGER FRESHMAN ALL-AMERICANS

2005	Sean Doolittle, UTL
2005	Robert Poutier, RHP
2005	Pat McAnaney, LHP
2006	David Adams, IF
2006	Jeremy Farrell, IF
2006	Greg Miclat, IF
2006	Jacob Thompson, RHP
2008	Dan Grovatt, OF
2009	Danny Hultzen, UTL
2009	Steven Proscia, IF
2012	Derek Fisher, OF
2013	Joe McCarthy, OF

### NCBWA FRESHMAN ALL-AMERICANS

2009	Danny Hultzen, UTL.....	1st
2012	Derek Fisher, OF.....	2nd
2013	Joe McCarthy, OF.....	1st

SEAN DOOLITTLE



JOE KOSHANSKY



## POSTSEASON AWARDS AND HONORS

### ACC TOURNAMENT MVP

- 1996** Seth Greisinger, P  
**2009** Dan Grovatt, OF  
**2011** Steven Proscia, 3B

### ALL-ACC TOURNAMENT

- 1989** Chris Kughn, OF  
**1900** Kevin O'Sullivan, C  
**1991** Jason Cook, SS  
 Kevin O'Sullivan, C  
**1996** E.J. Anderson, DH  
 John Galloway, OF  
 Seth Greisinger, P  
 Adam Robinson, SS  
 Brian Sherlock, 3B  
 Symmion Willis, OF  
**2000** Jon Benick, 1B  
 Tim LaVigne, SS  
**2003** Joe Koshansky, UTL  
**2005** Matt Avery, RHP  
 Sean Doolittle, UTL  
 Tom Hagan, 1B/DH  
 Scott Headd, C  
 Kyle Werman, 2B  
 Ryan Zimmerman, 3B  
**2008** David Coleman, OF  
**2009** Dan Grovatt, OF  
 Danny Hultzen, UTL  
 Franco Valdes, C  
**2011** Steven Proscia, 3B  
 Kenny Swab, OF  
 Chris Taylor, SS  
**2012** Colin Harrington, OF  
**2013** Reed Gragnani, 2B

### NCAA REGIONAL ALL-TOURNAMENT TEAM

- 2004** **Charlottesville**  
 Matt Avery, P  
 Scott Headd, C  
 Tim Henry, OF  
 Joe Koshansky, 1B  
 Ryan Zimmerman, 3B  
**2005** **Corvallis**  
 Kyle Werman, 2B  
**2006** **Charlottesville**  
 Sean Doolittle, 1B  
 Brandon Guyer, OF  
**2007** **Charlottesville**  
 Sean Doolittle, P  
 Beau Seabury, C  
**2008** **Fullerton**  
 John Barr, OF  
**2009** **Irvine**  
 Franco Valdes, C (MOP)  
 Danny Hultzen, LHP  
 Phil Gosselin, 2B  
 Jarrett Parker, OF  
 Steven Proscia, 3B  
**2010** **Charlottesville**  
 John Barr, DH  
 Phil Gosselin, OF

- John Hicks, 1B  
 Branden Kline, P  
 Jarrett Parker, OF  
 Franco Valdes, C  
**2011** **Charlottesville**  
 Danny Hultzen, P/DH (MOP)  
 John Barr, OF  
 John Hicks, C  
 David Coleman, OF  
 Steven Proscia, 3B  
 Will Roberts, P  
 Chris Taylor, SS  
**2012** **Charlottesville**  
 Nate Irving, C  
 Stephen Bruno, 3B  
**2013** **Charlottesville**  
 Kyle Crockett, P (MOP)  
 Nick Howard, SS  
 Nate Irving, C  
 Joe McCarthy, OF  
 Scott Silverstein, P  
 Kenny Towns, 3B

### COLLEGE WORLD SERIES ALL-TOURNAMENT TEAM

- 2009** Tyler Cannon, SS

## USA BASEBALL

Seven Virginia players have represented the United States with USA Baseball National Teams. The full list is below:

Name	Pos.	Year	Tournament (Place)
Bill Narleski	INF	1986	World Championships (Bronze Medal)
Seth Greisinger	P	1996	Olympics (Bronze Medal)
Ryan Zimmerman	INF	2004	World University Games (Gold Medal)
Sean Doolittle	INF/P	2005	FISU World Championship (Champions)
		2006	FISU World Championships (Champions)
Mark Reynolds	INF	2006	Won Olympic qualifying tournament
Jacob Thompson	P	2007	Pan American Games (Silver Medal)
Branden Kline	P	2011	N/A

# ACC AWARDS AND HONORS

## ACC TEAM CHAMPIONSHIPS

### Regular Season

1972\*  
1985  
2010 (Coastal Division)  
2011 (Coastal Division)

### Tournament

1996\*  
2009\*  
2011\*  
\*Official ACC champion

## ACC COACH OF THE YEAR

1985 Dennis Womack  
2004 Brian O'Connor  
2010 Brian O'Connor  
2011 Brian O'Connor  
2013 Brian O'Connor

## ACC PLAYER OF THE YEAR

2004 Joe Koshansky  
2006 Sean Doolittle

## ACC PITCHER OF THE YEAR

2010 Danny Hultzen  
2011 Danny Hultzen

## ACC FRESHMAN OF THE YEAR

2009 Danny Hultzen  
2013 Joe McCarthy

## ACC ALL-ACADEMIC BASEBALL TEAM

2006 Andrew Carraway  
Tom Hagan  
Tim Henry  
2007 Andrew Carraway  
Neal Davis  
Brandon Marsh  
Mike Mitchell  
2008 Andrew Carraway  
Neal Davis  
Dan Grovatt  
Jarrett Parker  
2009 Phil Gosselin  
Dan Grovatt  
Danny Hultzen  
Robert Morey  
Robert Poutier  
2010 Neal Davis  
Danny Hultzen  
Branden Kline  
Robert Morey  
2011 Danny Hultzen  
Whit Mayberry  
Tyler Wilson  
Cody Winiarski  
2012 Colin Harrington  
Nate Irving  
Branden Kline  
2013 Nate Irving  
Whit Mayberry  
Scott Silverstein

## ALL-ACC TEAMS

1956 Chuck Arnold, OF ..... 1st  
Bob Hardy, 1B ..... 2nd  
1957 Herb Busch, P ..... 2nd  
Chuck Arnold, OF ..... 2nd  
1959 Reece Whitley, C ..... 1st  
1961 Bill Timberlake, 2B ..... 1st  
1962 Bill Spencer, P ..... 1st  
George Farson, C ..... 2nd  
Pete Limburg, 2B ..... 2nd  
1963 Carl Gibson, 2B ..... 2nd  
Larry Tate, OF ..... 2nd  
1964 John Pincavage, OF ..... 2nd  
1965 John Pincavage, OF ..... 1st  
Larry Gammon, P ..... 2nd  
1966 Ned Turnbull, P ..... 2nd  
1969 Steve Bryant, OF ..... 2nd  
1970 Steve Bryant, OF ..... 1st  
Mike Cubbage, SS ..... 2nd  
1971 Mike Cubbage, SS ..... 1st  
Sam Beale, C ..... 2nd  
Ed Kihm, P ..... 2nd  
Steve Sroba, OF ..... 2nd  
1972 Robbin Marvin, OF ..... 1st  
1972 Steve Sroba, OF ..... 2nd  
1973 Dean Pallotta, SS ..... 1st  
Dave Bratt, OF ..... 2nd  
Steve Sroba, OF ..... 2nd  
1974 Dean Pallotta, SS ..... 1st  
Dan Bernstein, C ..... 2nd  
Harry Thomas, P ..... 2nd  
Jon Williams, 3B ..... 2nd  
1975 Peter Anderson, OF ..... 1st  
Dean Pallotta, SS ..... 2nd  
1976 Bob Emerson, 2B ..... 1st  
Tony Zentgraf, 3B ..... 1st  
1977 Duke Duncan, 1B ..... 2nd  
Steve Norwood, P ..... 2nd  
1978 David Duff, C ..... 1st  
Duke Duncan, 1B ..... 1st  
Steve Norwood, P ..... 2nd  
Drew Schuett, OF ..... 2nd  
1979 Drew Schuett, OF ..... 1st  
Paul Voigt, P ..... 1st  
Jeff Musser, OF ..... 2nd  
1980 Mark Meleski, SS ..... 1st  
Rickey Horton, P ..... 2nd  
Jeff Musser, OF ..... 2nd  
1981 Mark Meleski, SS ..... 1st  
Jay West, OF ..... 1st  
1982 Glenn Harris, 1B ..... 2nd  
1982 Steve Heon, 2B ..... 2nd  
George Priftis, 3B ..... 2nd  
1983 George Priftis, 2B ..... 1st  
Tony Latham, OF ..... 1st  
1985 Tim Burcham, P ..... 1st  
Jeff Booker, 1B ..... 2nd  
Bill Narleski, SS ..... 2nd  
1986 Bob Dement, P ..... 1st  
Bill Narleski, SS ..... 1st  
Keith Kowalski, 2B ..... 2nd  
1987 Bill Narleski, SS ..... 2nd  
1988 Kevin McDonald, OF ..... 2nd  
1989 Chris Kughn, OF ..... 1st  
Keith Lee, DH ..... 2nd  
1990 Kevin O'Sullivan, C ..... 1st  
Bobby Rivell, 2B ..... 1st

Steve Cunha, OF ..... 2nd  
Mike Lindner, 1B ..... 2nd  
1991 Kevin O'Sullivan, C ..... 1st  
Todd Ruyak, P ..... 2nd  
Kevin Stock, UTL ..... 2nd  
1993 Tom Crowley, 2B ..... 1st  
1994 Brian Buchanan, OF ..... 1st  
1995 Justin Counts, UTL ..... 2nd  
1996 Seth Greisinger, P ..... 2nd  
Adam Robinson, SS ..... 2nd  
1997 Adam Robinson, SS ..... 2nd  
1999 Jon Benick, UTL ..... 2nd  
2000 Jon Benick, UTL ..... 1st  
Tim LaVigne, SS ..... 2nd  
Robbie Marvin, 2B ..... 2nd  
2001 Brandon Creswell, P ..... 1st  
Dan Street, UTL ..... 1st  
2002 Dan Street, DH ..... 2nd  
Jeff Kamrath, SP ..... 2nd  
2003 Joe Koshansky, UTL ..... 1st  
2004 Joe Koshansky, UTL ..... 1st  
Ryan Zimmerman, 3B ..... 1st  
Mark Reynolds, SS ..... 2nd  
Andrew Dobies, P ..... 2nd  
2005 Jeff Kamrath, RHP ..... 1st  
Sean Doolittle, UTL ..... 2nd  
Ryan Zimmerman, 3B ..... 2nd  
2006 Sean Doolittle, UTL ..... 1st  
Tom Hagan, 1B ..... 1st  
Jacob Thompson, RHP ..... 2nd  
Brandon Marsh, OF ..... 2nd  
2007 Sean Doolittle, UTL ..... 1st  
Brandon Guyer, OF ..... 1st  
Jacob Thompson, RHP ..... 1st  
David Adams, 2B ..... 2nd  
Casey Lambert, LHP ..... 2nd  
2008 Greg Miclat, SS ..... 1st  
Pat McAnaney, LHP ..... 2nd  
2009 Tyler Cannon, SS ..... 1st  
Phil Gosselin, 2B ..... 1st  
Dan Grovatt, OF ..... 1st  
Danny Hultzen, UTL ..... 1st  
Jarrett Parker, OF ..... 1st  
2010 Kevin Arico, RHP ..... 1st  
Phil Gosselin, OF ..... 1st  
Danny Hultzen, LHP ..... 1st  
Tyler Cannon, SS ..... 2nd  
Robert Morey, RHP ..... 2nd  
Jarrett Parker, OF ..... 2nd  
Keith Werman, 2B ..... 2nd  
2011 David Coleman, OF ..... 1st  
John Hicks, C ..... 1st  
Danny Hultzen, LHP ..... 1st  
Branden Kline, RHP ..... 1st  
Steven Proscia, 3B ..... 1st  
John Barr, OF ..... 2nd  
Tyler Wilson, RHP ..... 2nd  
2012 Branden Kline, SP ..... 2nd  
Justin Thompson, RP ..... 2nd  
Keith Werman, 2B ..... 2nd  
2013 Kyle Crockett, RP ..... 1st  
Reed Gragnani, 2B ..... 1st  
Nick Howard, UTL ..... 1st  
Mike Papi, OF ..... 1st  
Branden Cogswell, SS ..... 2nd  
Joe McCarthy, OF ..... 2nd



## 1934 CAVALIERS



# YEAR-BY-YEAR RESULTS

### 1889 (7-0)

#### COACH: unknown

CAPTAIN: Harry S. Bailey

MANAGER: Felix H. Levy

Richmond Col.	W, 13-4
Washington & Lee	W, 24-9
Episcopal HS	W, 22-10
Navy	W, 11-2
VMI	W, 19-4
Washington & Lee	W, 18-5
Johns Hopkins	W, 6-4

### 1890 (4-8)

#### COACH: unknown

CAPTAIN: A. Lee Thurman

MANAGER: J. R. A. Hobson

Lehigh	L, 6-10
Lehigh	L, 6-9
Richmond Col.	L, 5-9
Lafayette	W, 15-3
Pennsylvania	L, 4-5
VMI	W, 13-7
Johns Hopkins	W, 7-1
Lehigh	L, 4-6
Lafayette	L, 6-7
Pennsylvania	L, 2-25
Princeton	L, 4-9
Johns Hopkins	W, 11-0

### 1891 (16-5)

#### COACH: unknown

CAPTAIN: Buchanan Schley, Jr.

MANAGER: R. D. Anderson

Boston Association	L, 4-6
Boston Association	L, 1-19
Dartmouth	W, 18-4
Dartmouth	W, 5-0
Lafayette	L, 2-6
Lafayette	W, 15-0
Washington & Lee	W, 21-4
VMI	W, 24-0
North Carolina	W, 6-1
Johns Hopkins	L, 13-16
Swarthmore	W, 14-2
Swarthmore	W, 7-4
ODU of Richmond	W, 8-0
All Virginia	W, 18-0
Cornell	W, 1-0
Olympics of Louisville	W, 5-0
Pastimes of Baltimore	W, 9-0
Johns Hopkins	L, 1-2
Johns Hopkins	W, 13-3
Columbian Ath. Club	W, 4-1
Columbian Ath. Club	W, 11-3

### 1892 (9-8-1)

#### COACH: unknown

CAPTAIN: Mendell L. Smith

MANAGER: J. Breckenridge Robertson

Boston	L, 0-22
Boston	L, 3-19
Vermont	L, 1-10
Dartmouth	W, 11-2

Lafayette	W, 20-12
Lafayette	W, 12-0
Lehigh	L, 6-9
Lehigh	W, 8-6
Princeton	L, 0-10
Vanderbilt	L, 4-5
North Carolina	W, 5-2
North Carolina	L, 5or4-6or7
Johns Hopkins	W, 6-5
Washington & Lee	T, 2-2
Baltimore Y.M.C.A.	W, 8-4
Hampden-Sydney	W, 9-7
Columbian Ath. Club	L, 5-8
Columbian Ath. Club	W, 7-2

### 1893 (10-5-1)

#### COACH: unknown

CAPTAINS: Murray M. McGuire and

Mendell L. Smith

MANAGER: R. D. Anderson

Yale	L, 8-14
Yale	L, 4-11
Harvard	T, 1-1
Vermont	W, 6-5
Vermont	L, 4-7
North Carolina	W, 5-2
Lafayette	W, 11-2
Lafayette	W, 15-4
Univ. of the South	W, 13-5
Randolph-Macon	W, 16-0

World's Fair Baseball Tourney

June	
26 Illinois	W, 11-7
29 Wisconsin	W, 14-4

July

1 Illinois	W, 11-7
6 Wesleyan Univ.	W, 6-0
11 Amherst	L, 6-8
12 Yale	L, 2-6

Note: Virginia finished second in eight-team field behind Yale.

### 1894 (9-7)

#### COACH: unknown

CAPTAIN: Mendell L. Smith

MANAGER: J. Breckenridge Robertson

Columbia	W, 6-1
Lehigh	W, 11-4
Yale	L, 4-28
Yale	L, 11-13
Vermont	L, 5-12
Vermont	W, 11-8
Baltimore	L, 0-28
Baltimore	L, 5-11
Columbia	W, 23-5
Wake Forest	W, 5-2
Penn State Col.	W, 14-4
Georgetown	W, 3-2
North Carolina	L, 2-4
North Carolina	W, 10-2
Lafayette	L, 3-7
Lafayette	W, 7-5

### 1895 (10-7)

#### COACH: unknown

CAPTAIN: J. Garnett Nelson

MANAGER: Jonathan Bryan

New York	L, 0-12
St. Albans	W, 11-3
Vermont (10)	W, 3-2
Vermont	W, 13-5
Rutgers	W, 9-2
Lehigh	W, 15-9
Yale	L, 9-15
Yale	L, 3-6
Washington & Lee	W, 13-0
Franklin & Marshall	W, 8-1
Franklin & Marshall	W, 5-0
Georgetown	W, 5-3
Pennsylvania	L, 3-8
Cornell	L, 0-6
Cornell	L, 2-11or6
Georgetown	L, 2-16
North Carolina	L, 7-0

### 1896 (7-10)

#### COACH: unknown

CAPTAIN: Murray M. McGuire

MANAGER: McLane Tilton, Jr.

Lehigh	W, 25-3
Princeton	L, 4-5
Yale	L, 4-12
Yale	L, 7-8
Johns Hopkins	W, 15-8
Hobart	L, 4-7
Hobart	L, 2-3
Trinity	W, 6-4
North Carolina	L, 6-14
St. John's	W, 18-12
St. Albans	W, 4-3
Cornell	W, 6-5
Georgetown	L, 11-31
Georgetown	L, 0-7
Pennsylvania	L, 2-3
Lehigh	L, 6-10
Princeton	W, 10-6

### 1897 (8-5)

#### COACH: unknown

CAPTAIN: John Lawrence, Vick Bonney

MANAGER: Elbert Lee Trinkle

Woodberry Forest	W, 14-4
Locust Dale	W, 18-6
North Carolina	W, 7-6
Wake Forest	W, 10-3
Vermont	W, 14-1
Vermont	W, 12-4
Lafayette	L, 11-9
Pennsylvania	L, 7-13
Lehigh	L, 3-8
Yale	W, 13-5
Yale	L, 13-15
Princeton	L, 3-9
North Carolina	W, 10-4

### 1898 (15-8)

#### COACH: unknown

CAPTAIN: John Lawrence Vick Bonney

MANAGER: Don Preston Peters

McCabe's School	W, 27-2
Episcopal HS	W, 5-3
Woodberry Forest	W, 11-5
Pantops Academy	W, 12-5
Lafayette	W, 12-8
Lehigh	W, 13-3
Yale	W, 9-0
Yale	L, 0-5
Princeton	W, 14-10
Harvard	L, 5-7
Richmond	L, 6-8
Richmond	L, 12-19
Washington & Lee	W, 2-1
Washington & Lee	W, 20-0
Georgetown	W, 13-6
St. John's	W, 26-5
Georgetown	W, 9-5
Georgetown	L, 7-10
Pennsylvania	L, 3-9
Princeton	L, 5-12
St. Paul's	W, 19-2
Wesleyan	L, 4-6
Yale	W, 4-0

### 1899 (13-6)

#### COACH: unknown

CAPTAIN: W. A. Martin

MANAGER: A. W. Aston

Episcopal HS	W, 7-1
Lafayette	W, 7-5
Cornell	W, 14-5
Lehigh	W, 8-3
Yale	W, 10-3
Yale	W, 10-4
Princeton	W, 19-4
Princeton	L, 6-18
Boston	L, 3-14
Boston	L, 1-15
Harvard	L, 3-9
Pennsylvania	W, 18-3
Pennsylvania	W, 6-4
Georgetown	L, 6-8
Maryland	W, 10-2
St. Albans	W, 23-3
Georgetown	L, 5-6
West Virginia	W, 8-5
Trinity	W, 12-0

### 1900 (9-6)

#### COACH: unknown

CAPTAIN: Brodie C. Nalls

MANAGER: N. P. Cocke

Woodberry Forest	W, 23-3
Episcopal HS	W, 16-4
Cornell	W, 6-5
Gallaudet	W, 9-3
Franklin & Marshall	L, 2-5
Lehigh	L, 0-2
Howard	L, 0-7

Yale	L, 7-8
Princeton	L, 3-9
Pennsylvania	L, 7-8
Pennsylvania	W, 19-4
Washington & Lee	W, 12-0
VMI	W, 22-0
Blacksburg	W, 12-0
Roanoke Col.	W, 17-2

### 1901 (12-8)

#### COACH: unknown

CAPTAIN: C. P. Carter

MANAGER: R. E. Lee Taylor

Bellevue HS	W, 29-6
St. Albans	W, 6-0
Locust Dale	W, 12-2
Lafayette	W, 10-9
Episcopal HS	W, 12-0
Woodberry Forest	W, 19-0
Lehigh	W, 13-2
Boston (AL)	L, 0-23
Yale	L, 6-9
Princeton	L, 10-19
Princeton	L, 5-9
Harvard	L, 5-8
Cornell	L, 2-9
North Carolina	W, 9-2
Georgetown	L, 0-13
Maryland	W, 16-13
Georgetown	L, 6-9
Washington & Lee	W, 9-8
Virginia Tech	W, 8-3
Roanoke Col.	W, 8-5

### 1902 (13-7-1)

#### COACH: unknown

CAPTAIN: C. P. Carter

MANAGER: Owsley Brown

Locust Dale	W, 15-0
Miller's School	W, 15-2
St. Albans	L, 3-14
Lehigh	W, 14-10
Pennsylvania	L* forfeit
Yale (10)	T, 2-2
Princeton	L, 8-9
Princeton	L, 2-16
Hobart	W, 16-4
Cornell	L, 10-14
Howard	L, 8-11
Columbian	W, 7-5
Washington & Lee	W, 12-5
North Carolina (10)	W, 5-4
North Carolina	W, 9-7
William & Mary	W, 27-1
Columbian	L, 4-6
Princeton	W, 14-1
Roanoke	W, 10-1
North Carolina	W, 11-1
Washington & Lee	W, 11-3

\* Losing 9-0, Virginia forfeited to Penn

# YEAR-BY-YEAR RESULTS

## 1903 (15-6-1)

### COACH: unknown

CAPTAIN: J. Beverley Pollard

MANAGER: Armistead M. Dobie

Miller School	W, 8-4
Woodberry School	W, 15-0
Locust Dale	W, 12-1
St. Alban's	W, 10-1
Lafayette	W, 17-2
Lafayette	L, 2-12
Pennsylvania	W, 1-0
Pennsylvania	L, 1-3
Gettysburg	W, 3-2
Syracuse	L, 7-8
Lehigh	W, 4-0
Yale	L, 2-9
Brown's School	W, 6-1
VMI	W, 7-1
Virginia Tech	W, 14-2
NC State	W, 4-0
North Carolina	L, 3-10
North Carolina	T, 15-15
Davidson	W, 8-1
Virginia Tech	W, 13-4
North Carolina	L, 1-4
Roanoke Col.	W, 2-1

## 1904 (16-9)

### COACH: unknown

CAPTAIN: C. P. Stearns

MANAGER: J. W. Somerville, Jr.

March	
12 Woodberry Forest	L, 0-1
17 Pantops Academy	W, 6-0
19 Fishburne Military	W, 15-3
22 St. Alban's	W, 6-0
23 Randolph-Macon	W, 4-0
25 Villanova	W, 13-5
26 Villanova	L, 0-2
29 St. John's	W, 9-0
30 Lafayette	W, 10-2
31 Lafayette	W, 6-0

April	
2 Yale (1)	L, 1-4
4 Yale	L, 4-7
5 Lehigh	W, 22-9
6 Pennsylvania	L, 1-7
7 Pennsylvania	L, 1-10
9 Cornell	W, 7-6
12 Hampden-Sydney	W, 7-0
14 Virginia Tech	W, 9-0
16 at Navy	L, 3-4
18 vs. Harvard (2)	L, 4-11
19 Washington & Lee	L, 1-7
21 at NC State	W, 11-3
23 at North Carolina	W, 9-2
? Columbia	W, 11-7
May	
6 Johns Hopkins	W, 15-5

## 1905 (17-7)

### COACH: unknown

CAPTAIN: J. M. Stucky

MANAGER: H. N. Page, Jr.

March	
11 Woodberry Forest	W, 3-1
18 Miller School	W, 6-1
20 Fishburne Mil. Ac.	W, 11-3
25 West Virginia	W, 7-1
27 West Virginia	L, 2-4
29 William & Mary	W, 22-0
31 Lafayette	W, 6-0

April	
1 Lafayette	L, 1-6
3 Penn State	L, 2-13
6 Pennsylvania	W, 3-2
7 vs. St. John's (3)	W, 9-4
8 at Navy	W, 7-3
15 Johns Hopkins	W, 13-5
17 Kentucky	W, 7-4
18 Davidson	W, 4-3
19 G. Washington	W, 22-1
20 St. John's	W, 19-8
22 vs. Yale (1)	L, 5-6
24 Syracuse	L, 4-8
25 Syracuse	W, 7-2
26 Virginia Tech	W, 7-1
27 Virginia Tech	W, 7-2
May	
4 at North Carolina	L, 1-6
5 vs. North Carolina	L, 2-3

## 1906 (18-10)

### COACH: unknown

CAPTAIN: A. C. Graham

MANAGER: R. G. Camp

March	
17 Richmond Col.	W, 13-5
21 Miller School	W, 19-0
23 Lafayette	L, 2-10
April	
2 Penn State	L, 1-5
3 Pennsylvania	W, 7-1
4 Pennsylvania	L, 0-2
6 VMI	W, 9-0
11 Syracuse	W, 12-7
12 Princeton	L, 1-2
13 vs. Yale (1)	L, 0-11
14 vs. Yale (1)	W, 3-2
16 Lehigh	W, 11-5
17 Lehigh	W, 6-2
18 Kentucky	W, 12-3
19 Carlisle Indians	W, 11-3
20 Carlisle Indians	W, 3-1
23 vs. North Carolina (5)	L, 1-6
24 North Carolina	W * forfeit
25 NC State	W, 12-0
27 Georgia	W, 7-1
28 Georgia	W, 8-5
30 Kentucky State	W, 7-2

May	
2 at Trinity	L, 2-4
3 at North Carolina	W, 4-3
4 at Wake Forest	W, 6-5
5 at NC State	L, 4-5
9 G. Washington	L, 2-3
12 Johns Hopkins	L, 3-4

\* Losing 9-0, UNC left the field in the 9th inning after a disputed call.

## 1907 (16-6-1)

### COACH: unknown

CAPTAIN: A. S. Walker

MANAGER: A. T. Brant

March	
16 Woodberry Forest	W, 7-1
18 Fishburne School	T, 6-6
29 Cornell	L, 7-8
30 Columbia	W, 7-6
April	
1 Columbia	W, 16-3
2 Lafayette	W, 6-3
3 Pennsylvania	L, 8-11
4 Pennsylvania	W, 5-2
5 Herm. Club of Rich.	W, 6-5
10 Dartmouth	L, 3-4
13 Georgetown	W, 9-0
15 North Carolina	W, 5-1
16 G. Washington	W, 8-1
17 Trinity	W, 2-1
20 vs. North Carolina (4)	W, 5-2
22 Davidson	W, 12-1
26 Georgia	W, 8-3
27 Georgia	W, 8-3
May	
4 Georgetown (2)	L, 0-1
7 at Villanova	L, 4-9
8 at Princeton	W, 3-2
9 at Yale	L, 1-6
11 at Army	W, 5-1

## 1908 (12-11-1)

### COACH: unknown

CAPTAIN: John F. Hoff

MANAGER: W. H. Jordan

March	
25 Fishburne School	W, 9-5
26 Miller School	W, 15-0
28 Woodberry Forest	W, 1-0
30 Amherst	W, 1-0
April	
1 Amherst	W, 5-1
2 Cornell	L, 2-4
3 Cornell	W, 4-2
6 vs. North Carolina (4)	L, 1-2
11 Georgetown	L, 2-3
13 Dartmouth	W, 10-0
14 Princeton	W, 6-2
16 vs. Princeton (5)	L, 0-1
17 Penn State	L, 5-9
20 Lehigh	W, 7-0
21 Lehigh	L, 4-6
22 North Carolina	W, 5-4
23 Pennsylvania	W, 7-5
24 Pennsylvania	L, 3-6
25 Davidson	W, 4-0
27 at Georgetown	L, 0-2

28 at Georgetown	L, 0-3
29 at Princeton	L, 0-2
May	
1 at Fordham	L, 2-7
2 at Army	T, 1-1

## 1909 (19-7-1)

### COACH: unknown

CAPTAIN: John F. Hoff

MANAGER: L. W. Tazewell, Jr.

March	
15 Woodberry Forest	W, 5-3
18 Fishburne School	W, 6-0
20 Miller School	W, 10-1
25 William & Mary	W, 13-0
27 Randolph-Macon	W, 1-0
29 Colgate	W, 7-1
30 Colgate	W, 3-0
April	
1 Amherst	W, 5-4
3 vs. Yale (1)	L, 2-4
6 St. John's	W, 5-1
7 Lafayette	W, 3-2
8 Holy Cross	W, 9-3
9 Princeton	W, 4-3
12 Fordham	W, 2-1
14 Pennsylvania	W, 3-0
15 South Carolina	W, 6-1
16 South Carolina	L, 5-6
19 North Carolina (4)	W, 3-1
22 Harvard	L, 0-1
28 Davidson	W, 8-0
30 North Carolina	L, 6-7

May	
1 Georgetown	W, 7-6
4 at Princeton	L, 0-3
5 at Amherst	W, 4-1
6 at Wesleyan	T, 4-4
7 at Yale	L, 0-2
8 at Army	L, 3-4

## 1910 (7-14-1)

### COACH: Charles Rigler

CAPTAIN: R. H. Pickford

MANAGER: Rufus T. Reid

Woodberry Forest	W, 8-0
St. John's	L, 2-6
Princeton	L, 2-5
Holy Cross	L, 2-7
Pennsylvania	L, 0-3
Pennsylvania	L, 3-8
Amherst	L, 3-10
Amherst	L, 3-16
Lafayette	W, 4-0
Lafayette	L, 2-4
North Carolina	W, 4-3
North Carolina	W, 6-2
Georgetown	W, 4-2
Harvard	L, 0-1
North Carolina	L, 0-3
Davidson	W, 12-4
Georgetown	L, 2-5
Pennsylvania	L, 4-7
Harvard	T, 1-1
Holy Cross	L, 0-2
Yale	L, 1-3
Army	W, 6-3

## 1911 (11-9)

### COACH: Charles Rigler

CAPTAIN: Thomas Clay Carter

MANAGER: Joseph S. Moore

Jefferson School	W, 16-1
Woodberry Forest	W, 22-1
Tome	W, 12-0
Randolph-Macon	W, 3-0
Amherst	L, 2-5
Amherst	L, 2-4
Carolina	W, 3-1
Carolina	L, 0-1
St. John's	W, 5-1
Princeton	L, 1-3
Fordham	W, 4-0
Pennsylvania	L, 0-8
Carolina	L, 0-1
Georgetown	W, 8-0
VMI	W, 11-0
Georgetown	W, 4-3
Pennsylvania	L, 0-10
Fordham	W, 4-0
Brown	L, 0-3
Yale	L, 0-9

## 1912 (14-9-1)

### COACH: Charles Rigler

CAPTAIN: Thomas Clay Carter

MANAGER: unknown

Washington Nationals	W, 5-3
Washington Nationals	L, 1-11
Jefferson	W, 11-6
Episcopal HS	W, 17-0
Amherst	L, 4-5
Amherst	W, 8-4
St. John's	W, 4-2
Princeton	L, 3-6
Yale (10)	T, 3-3
Holy Cross	L, 1-4
Cornell	W, 2-1
Montreal	L, 2-9
Trinity	W, 8-5
North Carolina	W, 2-1
North Carolina	L, 3-10
North Carolina	L, 0-4
South Carolina	W, 10-2
Georgetown	W, 4-3
North Carolina	W, 4-0
Bucknell	W, 15-4
Georgia	W, 5-1
Pennsylvania	L, 4-5
Georgetown	L, 0-5
Georgetown	W, 6-3

## 1913 (12-8)

### COACH: Jack Ryan

CAPTAIN: D. W. Neff

MANAGER: G. F. Thornhill

Washington Nationals	L, 0-6
Holy Cross	W, 16-8
Princeton	W, 3-0
Amherst	L, 5-6
Cornell	W, 6-5
Cornell	W, 12-3
Randolph-Macon	W, 8-1
North Carolina	L, 4-5
Davidson	W, 13-1
North Carolina	W, 12-9
Georgetown	W, 13-3
South Carolina	W, 3-1
Trinity	W, 8-3
Holy Cross	L, 1-4
Catholic Univ.	L, 4-8
Georgetown	W, 8-2
Navy	L, 4-10
Princeton	W, 6-1
Yale	L, 2-4
Army	L, 3-9

## 1914 (10-7)

### COACH: Jack Ryan

CAPTAIN: J. L. White

MANAGER: C. G. Giddings

Amherst	L, 3-5
Vermont	W, 9-1
Cornell	W, 7-1
Cornell	L, 3-5
Princeton	L, 4-10
Yale	W, 10-4
Yale	W, 8-3
Johns Hopkins	W, 6-5
VMI	W, 11-3
NC State	W, 2-0
NC State	W, 9-1
Trinity	W, 13-3
NC State	W, 6-1
Princeton	L, 4-5
Harvard	L, 2-3
Brown	L, 3-8
Yale	L, 4-17

## 1915 (14-6)

### COACH: Jack Ryan

CAPTAIN: J. L. White

MANAGER: H. M. Robertson

Amherst	W, 5-0
Amherst	W, 7-1
Princeton	L, 1-5
Fordham	W, 5-4
Cornell	W, 4-1
Cornell	W, 2-1
Williams	W, 9-1
NC State	W, 5-2
NC State	L, 5-8
Trinity	W, 10-6
Michigan	W, 6-1
Catholic	W, 7-2
North Carolina	W, 5-3
Georgia	W, 1-0
Georgia	L, 3-5

Trinity	W, 12-10
Princeton	L, 0-4
Harvard	L, 2-10
Brown	W, 5-4
Yale	L, 2-6

## 1916 (16-8-1)

### COACH: Jack Ryan

CAPTAIN: E. W. Smith

MANAGER: C. Tunstall

Washington	L, 1-4
Washington	L, 4-10
Washington	W, 5-4
Washington	L, 6-9
Amherst	W, 7-4
Amherst	L, 3-5
North Carolina	W, 5-2
South Carolina	W, 5-3
Georgia	W, 2-1
Williams	W, 12-6
Cornell	W, 2-1
Cornell	W, 3-2
Harvard	T, 2-2
Princeton	W, 2-1
Yale	L, 0-7
Holy Cross	W, 3-1
North Carolina	W, 8-3
Trinity	W, 21-2
Georgia	W, 16-7
Georgia	L, 1-3
VMI	W, 14-5
Princeton	L, 2-3
Harvard	L, 0-5
Williams	W, 12-6
Yale	W, 13-1

## 1917 (2-2)

### COACH: James L. White

CAPTAIN: E. W. Smith

MANAGER: C. Tunstall

Amherst	W, 4-3
Amherst	L, 0-1
Lehigh	W, 4-0
North Carolina	L, 2-3

Remainder of schedule cancelled April 14, 1917

## 1918 (7-4)

### COACH: H. H. Lannigan

CAPTAIN: C. D. Mahood

MANAGER: V. B. Hirst

Virginia Christian Col. W.	8-0
William & Mary	W, 11-3
Richmond Col.	W, 10-8
North Carolina	L, 0-3
North Carolina	W, 4-0
Marshall Col.	W, 16-4
North Carolina	W, 2-1
VMI	W, 14-4
West Virginia	L, 4-7
West Virginia	L, 0-9
West Virginia	L, 5-9

## 1919 (8-8-1)

### COACH: E. W. Smith

CAPTAIN: H. H. Gwathmey</

# YEAR-BY-YEAR RESULTS

## 1920 (11-7-1)

**COACH: James L. White**

CAPTAIN: William I. Pritchard

MANAGER: Raymond McK. Sloan

Maryland State	L, 1-3
Cornell	L, 4-7
Yale	W, 3-0
Lafayette	W, 5-1
Amherst	L, 2-4
Amherst	L, 0-2
Georgia	L, 0-4
Georgia	W, 5-4
North Carolina	W, 4-3
St. John's	W, 7-4
Johns Hopkins	W, 9-4
Harvard	T, 2-2
Auburn	W, 1-0
Auburn	L, 0-4
North Carolina	W, 8-7
South Carolina	W, 8-3
Princeton	L, 1-8
Yale	W, 1-0
Amherst	W, 4-3

## 1921 (7-15)

**COACH: W. Rice Warren**

CAPTAIN: J. Wilcox Dunn, Robert E.

Hanson ("22 Curls")

MANAGER: Water T. Bergstrom (resigned), William Menefee, Jr.

Lynchburg Col.	L, 0-2
Johns Hopkins	L, 5or3-11
Penn State	L, 2-14
Fordham	L, 2-7
Dartmouth	W, 8-5
North Carolina	L, 3-5
Univ. of Richmond	W, 3-1
Cornell	L, 2-3
Cornell	L, 3-4
Williams	W, 6-5
William & Mary	W, 8-6
VMI	L, 4-7
Buffalo	L, 0-22
Company K	W, 11-0
North Carolina	L, 3-7
North Carolina	L, 2-3
Oglethorpe	W, 2-1
Oglethorpe	L, 2-11
Johns Hopkins	W, 10-9
Catholic Univ.	L, 8-9
Fordham	L, 2-8
Yale	L, 1-9

## 1922 (8-14)

**COACH: Jack Ryan**

CAPTAIN: Joseph William Dunn

MANAGER: R. V. Hatcher

Lynchburg Col.	W, 3-2
Delaware	L, 2-3
Cornell	L, 0-8
Cornell	W, 4-3
Vermont	L, 5-8
Washington & Lee	L, 7-10
Virginia Tech	W, 6-0
Oglethorpe	L, 2-4
Oglethorpe	L, 3-5
North Carolina	L, 0-6
William & Mary	W, 6-5
North Carolina	L, 0-4
North Carolina	L, 0-7
VMI	L, 1-3
West Virginia	W, 4-3
West Virginia	W, 8-0
Univ. of Richmond	L, 1-4
North Carolina	L, 0-6
Catholic Univ.	W, 3-0
Princeton	L, 2-5
Brown	W, 12-5
Yale	L, 4-13

## 1923 (11-12-1)

**COACH: Earle Neale**

CAPTAIN: Robert Randolph Parrish

MANAGER: Walter Lindsay Brown

New York Univ.	L, 6-7
Amherst	W, 14-6
Princeton	L, 4-6
Penn State	L, 1-9
Fordham	W, 10-2
William & Mary	L, 6-17
Washington & Lee	W, 14-12
Cornell	T, 10-10
Cornell	W, 10-6
Washington & Lee	L, 3-8
Richmond Col.	L, 6-19

VMI	L, 0-6
Lynchburg Col.	L, 7-8
North Carolina	L, 1-2
Georgia	L, 0-4
Georgia	W, 8-6
South Carolina	W, 10-1
Virginia Tech	W, 7-0
Davidson	W, 14-6
Maryland	W, 3-2
VMI	L, 0-4
Hampden-Sydney	W, 8-5
North Carolina	L, 3-12
North Carolina	W, 4-3

## 1924 (15-10)

**COACH: Earle Neale**

CAPTAIN: Robert Randolph Parrish

MANAGER: Charles Skinker Valentine

Amherst	W, 13-9
Amherst	W, 6-0
Roanoke	W, 8-7
Hampden-Sydney	W, 5-4
Cornell	W, 3-0
Cornell	W, 7-4
Washington & Lee	W, 3-0
William & Mary	W, 13-9
Syracuse	W, 6-4
Georgia	L, 4-8
Georgia	W, 2-1
Quantico Marines	L, 0-3
North Carolina	L, 4-7
Georgia Tech	W, 8-4
Georgia Tech	L, 1-3
North Carolina	L, 2-3
North Carolina	L, 8-13
Georgia	L, 1-2
Georgia Tech	W, 7-4
Georgia	L, 1-2
VMI	W, 8-2
VMI	W, 9-4
Washington & Lee	L, 2-4
Virginia Tech	L, 1-3
Maryland	W, 10-3

## 1925 (13-10-1)

**COACH: Earle Neale**

CAPTAIN: Thomas A. McCoy

MANAGER: Robert Sedgewick Osborn

Dartmouth	L, 1-3
Lynchburg	W, 15-1
Quantico Marines	L, 10-11
Cornell	W, 1-0
Cornell	W, 9-4
Pennsylvania	T, 5-5
Pennsylvania	W, 5-3
Princeton	W, 3-0
Bucknell	L, 2-10
Syracuse	W, 8-4
Syracuse	L, 5-10
North Carolina	L, 6-8
VMI	W, 9-2
Washington & Lee	L, 4-5
VMI	W, 5-3
North Carolina St.	L, 6-8
Maryland	W, 11-9
Navy	L, 5-9
Columbia	W, 5-4
Fordham	L, 1-8
Williams	W, 9-8
NC State	L, 2-3
North Carolina	W, 4-1
North Carolina	W, 2-1

## 1926 (11-10)

**COACH: Earle Neale**

CAPTAIN: McDonald Edward Wrenn

MANAGER: Isaac May

Pennsylvania	L, 3-9
Pennsylvania	L, 1-3
Syracuse	W, 8-2
Lehigh	W, 4-2
Rutgers	W, 17-9
North Carolina	W, 7-3
Richmond	L, 6-7
Washington & Lee	W, 5-2
Virginia Tech	L, 4-5
VMI	L, 3-4
North Carolina	L, 4-12
North Carolina	W, 6-2
Duke	W, 8-2
Washington & Lee	W, 6-5
Georgia Tech	W, 7-6
Georgia Tech	L, 6-7
Maryland	W, 6-3
Yale	L, 11-13

Columbia	L, 5-6
VMI	W, 2-1
Marines	L, 2-5

## 1927 (13-7)

**COACH: Earle Neale**

CAPTAIN: Robert Gamble Cabell

MANAGER: Bryan Black, Jr.

Springfield	L, 2-3
Bucknell	W, 7-2
Williams	L, 6-10
Hampden-Sydney	W, 12-3
Penn State	W, 3-2
Princeton	W, 6-4
VMI	W, 10-4
North Carolina	L, 7-10
Washington & Lee	L, 2-8
VMI	W, 15-3
Richmond	W, 7-0
Fordham	W, 4-2
Yale	L, 1-4
New York Univ.	L, 1-10
Maryland	W, 7-3
Washington & Lee	W, 9-8
North Carolina	W, 6-2
North Carolina	L, 10-11
Georgia	W, 6-2
Georgia	W, 9-6

## 1928 (10-10)

**COACH: Earle Neale**

CAPTAIN: John Wesley Stephens, Jr.

MANAGER: William O. Bristow, Jr.

Maryland	L, 1-3
Pennsylvania	L, 5-12
Colgate	W, 13-7
Cornell	W, 8-1
Princeton	W, 4-2
Harvard	L, 5-11
VMI	W, 13-8
North Carolina	L, 4-6
Virginia Tech	W, 21-3
Virginia Tech	W, 6-0
Duke	L, 0-11
NC State	W, 3-2
Quantico Marines	L, 6-9
Maryland	W, 8-3
Navy	L, 6-7
NC State	L, 4-6
North Carolina	W, 5-3
North Carolina	L, 4-8
Univ. of Richmond	L, 1-6
Washington & Lee	W, 3-1

## 1929 (8-13)

**COACH: Earle Neale**

CAPTAIN: Middleton Elliot Randolph

MANAGER: Howard W. Holland

New York Univ.	W, 6-5
Princeton	L, 1-3
Princeton	L, 5-7
Colgate	W, 5-4
Yale	L, 3-9
Yale	L, 2-10
VMI	L, 6-8
Maryland	L, 4-10
North Carolina	L, 4-5
Davidson	L, 2-5
Washington & Lee	W, 6-5
Virginia Tech	W, 12-2
William & Mary	L, 3-19
VMI	L, 0-4
NC State	W, 7-2
Maryland	W, 3-0
Duke	L, 2-12
North Carolina	L, 4-6
North Carolina	L, 2-4
Virginia Tech	W, 8-6
Washington & Lee	W, 12-5

## 1930 (2-12)

**COACH: Roy E. Randall**

CAPTAIN: William Edgar Byrd

MANAGER: Beverley Heth Randolph, Jr.

William & Mary	L, 3-9
VMI	L, 2-12
Maryland	L, 2-11
North Carolina	L, 5-8
Washington & Lee	W, 6-2
Virginia Tech	L, 2-7
Princeton	L, 4-9
Princeton	W, 7-6
VMI	L, 1-10
NC State	L, 3-4

Maryland	L, 5-8
Navy	L, 2-5
Duke	L, 8-15
NC State	L, 5-10
North Carolina	L, 1-12

## 1931 (2-15)

**COACH: Gus K. Tebell**

CAPTAIN: James L. Ellis (Killed before season started)

MANAGER: Edwin Darius Dupree

Dartmouth	L, 2-11
Yale	L, 0-4
Yale	L, 7-9
Washington & Lee	L, 2-9
North Carolina	L, 1-6
VMI	L, 3-4
Harvard	W, 11-10
Princeton	L, 1-8
Princeton	L, 2-6
Maryland	L, 1-10
Virginia Tech	L, 4-5
NC State	W, 6-1
VMI	L, 9-14
North Carolina	L, 2-6
North Carolina	L, 4-15
Washington & Lee	L, 1-9
Virginia Tech	L, 1-6

## 1932 (12-4)

**COACH: Gus K. Tebell**

CAPTAIN: Frank P. Sippley

MANAGER: John D. Hurt

Randolph Macon	W, 4-1
Maryland	W, 8-5
North Carolina	W, 5-4
VMI (12)	W, 5-3
Washington & Lee	L, 1-2
Richmond	W, 5-3
Hampden-Sydney	W, 9-2
Virginia Tech	W, 12-8
Washington & Lee	W, 2-1
VMI	W, 15-7
Virginia Tech	W, 9-2
UNCG	L, 6-9
North Carolina	L, 3-4
U.S. Marines	W, 15-7
Navy	W, 16-2
Maryland	L, 5-9

## 1933 (8-5)

**COACH: Gus K. Tebell**

CAPTAINS: Ward W. Brewer, Charles

E. Pöss

MANAGER: B. C. Baldwin, Jr.

William & Mary	W, 7-2
Vermont	W, 7-2
Randolph Macon	W, 6-4
NC State	L, 1-4
Washington & Lee	L, 0-11
Penn State	L, 2-5
Navy	W, 3-1
VMI	W, 8-0
Maryland	W, 11-6
Washington & Lee	W, 7-6
VMI	W, 4-3
UNCG	L, 1-11
Virginia Tech	L

5-11

## 1934 (10-7)

**COACH: Gus K. Tebell**

CAPTAINS: S. P. Luck, Jr., V. H. Drissel

MANAGER: J. S. Hoghland

Trenton Univ. Club	W, 8-5
Vermont	W, 14-0
William & Mary	L, 5-6
Maryland (10)	L, 0-3
North Carolina	L, 1-3
Maryland	L, 0-8
Navy	W, 2-0
VMI	W, 8-3
Univ. of Richmond	L, 0-12
William & Mary	W, 4-3
VMI	W, 12-9
Washington & Lee	W, 2-0
Virginia Tech	W, 14-4
NC State	W, 7-6
North Carolina	L, 3-16
UNCG	L, 2-5
West Virginia	W, 22-0

Rain: 1 game with Randolph-Macon, Washington & Lee and West Virginia

## 1935 (13-8-1)

**COACH: Gus K. Tebell**

CAPTAIN: Orlin W. Rogers

MANAGER: C. W. Carnan, Jr.

Vermont	W, 4-0
Michigan	W, 4-2
VMI	L, 1-2
William & Mary (11)	T, 5-5
Maryland	L, 2-3
Long Island	L, 2-5
Richmond	L, 0-4
Washington & Lee	W, 4-1
West Virginia	W, 5-4
William & Mary	W, 15-5
Virginia Tech	W, 7-3
Washington & Lee	L, 5-7
North Carolina	L, 3-5
North Carolina	W, 4-0
Navy	W, 1-0
Richmond	W, 4-3
Virginia Tech	L, 7-11
Hampden-Sydney	W, 13-1
VMI	W, 5-1
Yale	W, 9-0
Brown (13)	W, 12-2
Amherst	L, 3-7
Vermont	Rain
Rain: 1 game with Dartmouth, Maryland and Vermont	

## 1936 (11-8)

**COACH: Gus K. Tebell**

CAPTAIN: Curtis F. Bouldin

MANAGER: Claiborne McD. Pope

Vermont	W, 14-4
Vermont	W, 4-2
Dartmouth	L, 3-7
Richmond	L, 0-3
VMI	W, 15-5
Michigan	L, 4-17
Washington & Lee	L, 3-5
Virginia Tech	W, 9-8
Navy	L, 1-2
Maryland	W, 4-3
Hampden-Sydney	W, 10-2
North Carolina	L, 2-14
UNCG	W, 8-7
William & Mary	L, 2-10
Washington & Lee	L, 0-5
VMI	W, 3-1
Virginia Tech	W, 8-7
Richmond	W, 4-2
William & Mary	W, 11-4

## 1937 (8-8-1)

**COACH: Gus K. Tebell**

CAPTAIN: Robert H. Abbott

MANAGER: William W. Carson, Jr.

Dartmouth	W, 7-5
Vermont	W, 11-2
Maryland	L, 5-18
Virginia Tech	L, 0-9
Harvard	Rain



# YEAR-BY-YEAR RESULTS

## 1938 (13-12)

**COACH: Gus K. Tebell**

**CAPTAIN:** David Todd

**MANAGER:** Charles W. Tucker

Vermont	W, 9-8
Vermont	L, 2-3
Harvard	W, 6-5
Michigan	W, 5-4
Washington & Lee	W, 6-2
Maryland	L, 1-5
Richmond	W, 1-0
VMI	W, 8-0
William & Mary	W, 7-4
VMI	L, 8-12
Virginia Tech	W, 7-4
Wake Forest	L, 4-6
North Carolina	L, 3-6
Maryland	W, 6-3
Navy	W, 5-4
Richmond	W, 7-1
Virginia Tech	L, 1-9
Wake Forest	L, 6-9
Washington & Lee	L, 3-5
Rutgers	L, 4-8
Brown	L, 6-11
Harvard	L, 8-9
Yale	W, 8-3
Amherst	W, 9-7
North Carolina	L, 5-9

## 1939 (14-6)

**COACH: Gus K. Tebell**

**CAPTAIN:** James E. Sargeant

**MANAGER:** Sidney M. Ruffin

Haverford Col.	W, 13-0
Yale	W, 8-4
Richmond	W, 2-1
Michigan	W, 2-1
North Carolina	W, 10-5
VMI	W, 6-5
William & Mary	L, 2-6
Washington & Lee	W, 10-8
North Carolina	L, 4-15
Davidson	W, 8-6
VMI	W, 15-3
Washington & Lee	W, 9-2
Virginia Tech	W, 9-5
Richmond	L, 0-7
Virginia Tech	W, 5-2
Navy	W, 6-5
Rutgers	L, 8-9
Yale	L, 3-5
Cornell	W, 8-1
Ill. Wesleyan Univ.	L, 9-10

## 1940 (18-4)

**State Champions**

**COACH: Gus K. Tebell**

**CAPTAIN:** James T. Gillette, Jr.

**MANAGER:** Bodley Brooker, Jr.

Drexel Institute	W, 7-2
Maryland	W, 6-2
Haverford	W, 14-5
Dartmouth	L, 6-7
Vermont	W, 8-6
Dartmouth	W, 6-5
Pittsburgh	W, 19-5
VMI	W, 5-2
William & Mary	W, 9-1
Michigan	W, 12-11
Virginia Tech	W, 2-1
Virginia Tech	L, 1-6
North Carolina	L, 3-6
VMI	W, 14-11
Richmond	W, 2-1
William & Mary	W, 13-11
North Carolina	L, 5-9
Washington & Lee	W, 13-2
Maryland	W, 5-4
Navy	W, 12-2
Washington & Lee	W, 11-4
Richmond	W, 5-4

## 1941 (11-8)

**COACH: Gus K. Tebell**

**CAPTAIN:** James R. Dodson, Jr.

**MANAGER:** Daniel D. Talley, III

Bridgewater	W, 8-7
Dartmouth	W, 6-1
Vermont	W, 5-2
Pittsburgh	W, 6-5
Randolph-Macon	W, 12-4
William & Mary	L, 2-8
VMI	W, 10-9
Washington & Lee	L, 2-4

Virginia Tech	W, 18-11
Michigan	L, 4-6
North Carolina	L, 7-8
Richmond	L, 1-5
Virginia Tech	W, 7-4
VMI	W, 8-2
G. Washington	L, 2-8
William & Mary	L, 5-6
Washington & Lee	W, 19-3
Navy	L, 0-9
Richmond	W, 9-6

## 1942 (7-10-1)

**COACH: Gus K. Tebell**

**CAPTAIN:** Charles M. Walsh, III

**MANAGER:** Brooke Peirce

Bridgewater	W, 6-0
Maryland	W, 16-5
Washington & Lee	T, 0-0
Richmond	W, 4-0
Washington & Lee	L, 4-6
William & Mary	W, 10-1
Michigan	L, 3-9
G. Washington	L, 5-6
North Carolina	L, 1-18
Richmond	L, 1-8
Virginia Tech	L, 7-9
VMI	L, 5-8
Hampden-Sydney	W, 24-7
North Carolina	L, 2-5
Virginia Tech	W, 3-2
VMI	W, 13-1
Navy	L, 7-15
William & Mary	L, 2-7

## 1943 (6-4)

**COACH: Gus K. Tebell**

**CAPTAIN:** Turnbull Gillette

**MANAGER:** Walter McClelland

April	
6	Hampden-Sydney W, 5-3
9	Washington & Lee L, 8-15
10	VMI W, 20-0
13	Washington & Lee Rain
21	Richmond W, 5-3
24	VMI W, 17-5
30	Naval Pre-Flight W, 13-5
May	
1	North Carolina W, 10-8
4	Virginia Tech L, 7-8
5	Virginia Tech L, 7-9
8	Richmond L, 1-8
12	Navy Rain

## 1944 (6-5-1)

**COACH: A. A. Corcoran**

**CAPTAIN:** David H. Turp

**MANAGERS:** Robert E. Wherle and A. F. Eisenman, Jr.

April	
22	Lynchburg Cardinals L, 7-16
29	Richmond W, 2-0
May	
10	W. Wilson Hospital W, 6-0
13	Richmond L, 0-9
17	Virginia Tech L, 1-2
20	Hampden-Sydney W, 6-1
24	CASU-21 W, 4-2
27	Camp Lee W, 6-2
31	W. Wilson Hospital L, 2-4
June	
3	BTC #10 L, 0-9
7	Hampden-Sydney W, 11-3
10	Camp Lee T, 1-1

## 1945 (10-4)

**COACH: Gus K. Tebell**

**CAPTAINS:** David H. Turp and Roy

**MANAGERS:** Robert E. Wherle and A. F. Eisenman, Jr.

April	
7	Bridgewater W, 20-7
18	Woodrow Wilson W, 8-5
21	Virginia Tech L, 1-3
28	Richmond W, 3-1
May	
5	Richmond W, 10-1
9	Camp Lee L, 1-12
12	Ft. Belvoir L, 1-2
16	W. Wilson Hospital W, 6-1
19	Maryland W, 10-3
22	Bridgewater W, 15-2
30	Hampden-Sydney W, 22-3

## June

2	Virginia Tech	W, 2-1
6	Norfolk Naval	L, 1-6
9	Maryland	W, 8-1

## 1946 (11-7-1)

**COACH: Gus K. Tebell**

**CAPTAIN:** James D. Patton, III

**MANAGER:** Herbert Bangel

American Viscose	W, 14-10
Roanoke Bus. Col.	W, 16-1
Lynchburg Cardinals	L, 7-10
William & Mary	W, 6-1
North Carolina	L, 5-6
Richmond	T, 8-8
Quantico Marines	W, 14-5
Quantico Marines	W, 8-8
Virginia Tech	W, 8-2
Navy	L, 0-6
Hampden-Sydney	L, 1-6
Washington & Lee	W, 5-4
Richmond	L, 3-4
Hampden-Sydney	W, 3-2
William & Mary	L, 2-6
Little Creek	W, 8-6
Washington & Lee	L, 1-2
Cherry Pt. Marines	W, 12-9
Virginia Tech	W, 11-7

## 1947 (19-7)

**COACH: Gus K. Tebell**

Yale	L, 4-6
Dartmouth	W, 8-4
Haverford	W, 19-9
North Carolina	W, 5-3
South Carolina	W, 14-6
Duke	W, 3-2
Quantico Marines	W, 12-9
Michigan	W, 7-4
VMI	W, 7-5
Hampden-Sydney	W, 10-4
VMI	W, 15-3
Richmond	L, 0-2
G. Washington	W, 16-6
Washington & Lee	W, 9-4
William & Mary	W, 8-1
G. Washington	W, 9-7
William & Mary	W, 18-3
North Carolina	L, 5-6
Virginia Tech	L, 4-10
Richmond	L, 0-4
Washington & Lee	W, 13-7
Virginia Tech	L, 6-9
Hampden-Sydney	W, 15-3
Maryland	W, 7-4
Maryland	W, 6-3
Navy	L, 2-9

## 1948 (14-5)

**COACH: Gus K. Tebell**

**CAPTAINS:** Samuel E. Ellington and Joseph W. Rowell

**MANAGER:** Joe Robinson

March	
22	Akron W, 15-2
26	at North Carolina L, 1-3
27	Ohio Wesleyan W, 17-9
30	Princeton W, 15-5
31	Princeton Rain
April	
3	West Virginia W, 10-1
7	Michigan Rain
8	Michigan Rain
10	at Washington & Lee W, 10-1
12	at Quantico Marines L, 12-13
16	Quantico Marines W, 12-2
17	at G. Washington L, 5-6
21	Richmond W, 8-1
23	Virginia Tech W, 10-9
28	VMI W, 6-5
May	
1	at Richmond W, 5-2
4	Washington & Lee Rain
6	North Carolina W, 4-0
8	at Virginia Tech L, 2-13
12	Hampden-Sydney W, 14-1
15	at VMI W, 6-3
18	Langley Field W, 18-0
22	at West Virginia L, 6-7
26	G. Washington Rain

## 1949 (11-6-4)

**COACH: Gus K. Tebell**

**CAPTAIN:** Neal Wade

**MANAGER:** Theodore Kruger

Springfield	W, 7-2
Rutgers	L, 4-6
Rutgers	L, 5-11
Haverford	W, 3-2
West Virginia	W, 12-2
Harvard	W, 2-0
Michigan	T, 1-1
Yale	T, 1-1
Trinity	W, 3-2
Akron	W, 7-6
North Carolina	L, 5-6
Ohio	L, 0-2
Virginia Tech	W, 7-6
VMI	Rain
Richmond	L, 1-13
Washington & Lee	L, 3-6
Langley Field	Rain
Fort Meade	T, 6-6
Fort Meade	W, 3-1
North Carolina	T, 6-6
Washington & Lee	W, 5-0
VMI	W, 7-2
Virginia Tech	Rain
Richmond	W, 3-2

## 1950 (17-6)

**COACH: Gus K. Tebell**

**CAPTAIN:** Robert Huff

**MANAGER:** John Boyer

Haverford	W, 6-3
Rutgers	Rain
Rutgers	L, 2-3
Akron	W, 27-1
Dartmouth	W, 5-1
Delaware	W, 6-0
Lehigh	W, 4-3
Rensselaer	W, 1-0
Trinity	L, 3-11
Michigan	L, 4-5
Michigan	W, 4-1
Virginia Tech	W, 4-1
Maryland	W, 7-2
Richmond	W, 3-2
VMI	W, 7-6
G. Washington	W, 8-1
North Carolina	W, 9-4
Richmond	W, 1-0
Maryland	L, 2-7
Washington & Lee	W, 2-1
G. Washington	L, 0-2
Virginia Tech	L, 0-9
VMI	W, 13-0
Washington & Lee	Rain
William & Mary	W, 8-0

## 1951 (17-5)

**COACH: Gus K. Tebell**

**CAPTAIN:** Robert Winn

**MANAGER:** Clifford P. McKinney

North Carolina	W, 5-4
Cherry Point	W, 10-0
Camp LeJeune	L, 7-8
Trinity	Rain
Hofstra	W, 2-1
Lehigh	W, 2-1
Akron	W, 9-1
Yale	W, 7-6
Western Reserve	W, 11-8
Dartmouth	Rain
Virginia Tech	W, 4-3
Michigan	L, 4-18
Maryland	Rain
VMI	W, 12-2
Providence	W, 3-2
William & Mary	W, 6-2
Maryland	W, 11-6
G. Washington	W, 23-7
Washington & Lee	W, 4-2
Richmond	Rain
Virginia Tech	L, 1-7
Washington & Lee	L, 7-9
G. Washington	Rain
Washington & Lee	W, 10-6
Richmond	W, 3-2
VMI	W, 7-2
William & Mary	L, 3-6

## 1952 (9-13)

**COACH: Gus K. Tebell**

**CAPTAIN:** Ted Davenport

**MANAGER:** Tom Trotter

North Carolina	L, 0-5
Maryland	W, 11-7
Delaware	L, 8-10
Yale	L, 6-8
Camp LeJeune	W, 7-1
Camp LeJeune	L, 4-10
Cherry Point	W, 7-1
Cherry Point	L, 4-5
Michigan	L, 4-12
Hofstra	W, 5-4
Richmond	L, 3-4
G. Washington	L, 7-14
Maryland	L, 5-7
VMI	W, 12-5
Virginia Tech	W, 7-10
G. Washington	L, 5-12
VMI	W, 9-2
Richmond	L, 1-5
Virginia Tech	L, 2-7
William & Mary	W, 9-4
Washington & Lee	L, 3-5
William & Mary	W, 4-3

## 1953 (12-8)

**COACH: Gus K. Tebell**

**CAPTAIN:** Ted Davenport

**MANAGER:** Tom Trotter

March	
31	Akron W, 10-3
April	
1	Pennsylvania W, 7-5
3	Camp LeJeune L, 3-4
4	Camp LeJeune L, 1-3
6	Cherry Point L, 0-9
7	Cherry Point Rain
9	Ithaca Col. W, 6-1
11	Michigan W, 4-3
14	G. Washington L, 7-8
16	VMI W, 7-1
18	North Carolina L, 5-8
20	William & Mary W, 6-4
23	Virginia Tech W, 7-6
28	Richmond L, 3-7
May	
2	Maryland W, 5-4
4	G. Washington W, 5-1
7	Maryland L, 11-12
9	Richmond W, 8-1
11	Virginia Tech W, 4-3
14	Washington & Lee W, 3-2
16	VMI Rain
18	Washington & Lee Rain
20	William & Mary L, 7-8

## 1954 (7-13-1)

**COACH: Gus K. Tebell**

**CAPTAIN:** David Northern

**MANAGER:** John Bazzarre

March	
24	North Carolina L, 0-2
27	Trinity L, 5-9
April	
1	Washington Col. T, 8-8
3	Brown L, 3-5
6	Harvard L, 6-9
7	Delaware W, 13-3
9	Michigan L, 5-12
10	Michigan L, 6-13

# YEAR-BY-YEAR RESULTS

## 1955 (6-16)

**COACH: Gus K. Tebell**

CAPTAIN: Harry Lee

MANAGER: Harold Williams

March	
29 Maryland*	L, 7-9
April	
2 Colgate	W, 15-5
4 Michigan	W, 8-5
6 South Carolina*	L, 3-10
South Carolina*	L, 3-6
7 Clemson*	L, 2-3
8 Clemson*	L, 9-11
16 Maryland*	L, 5-6
19 NC State*	L, 2-13
20 Washington & Lee	W, 4-3
27 VMI	L, 5-6
29 North Carolina*	L, 2-7
30 Richmond	L, 4-9
May	
3 Wake Forest*	L, 2-7
4 Virginia Tech	L, 2-7
6 NC State*	L, 3-5
7 Duke*	L, 12-16
10 Virginia Tech	L, 7-9
14 Wake Forest*	L, 2-4
17 Washington & Lee	W, 7-4
19 Richmond	W, 4-0
23 VMI	W, 2-1

## 1956 (10-13)

**COACH: Evan J. Male**

CAPTAIN: Rives Bailey

MANAGER: May Read

March	
27 Maryland*	W, 8-2
28 Vermont	L, 3-4
30 Clemson*	W, 7-3
31 Clemson*	W, 9-6
April	
2 South Carolina*	L, 7-11
3 South Carolina*	W, 8-3
5 Harvard	L, 3-6
9 Virginia Tech	W, 4-2
13 North Carolina*	L, 1-15
14 Duke*	L, 2-8
17 Washington & Lee	W, 8-1
20 NC State*	L, 2-6
21 Wake Forest*	W, 8-4
26 Maryland*	W, 8-6
28 Richmond	L, 0-8
May	
1 Wake Forest*	L, 2-5
5 VMI	L, 5-8
8 Duke*	L, 0-10
10 Virginia Tech	L, 4-19
12 Washington & Lee	W, 16-6
16 VMI	W, 4-2
17 NC State*	L, 8-27
19 Richmond	L, 2-6

## 1957 (11-13)

**COACH: Evan J. Male**

CAPTAIN: Robert Hardy

MANAGER: Tom McKee

March	
26 William & Mary	L, 6-7
29 Clemson*	W, 6-2
30 South Carolina*	L, 6-7
April	
2 VMI	W, 2-0
5 Harvard	Rain
9 North Carolina*	L, 1-6
9 North Carolina*	L, 4-5
12 Michigan	L, 7-11
13 Maryland*	L, 0-6
16 Colgate	W, 12-6
18 NC State*	L, 3-4
19 Wake Forest*	W, 5-4
20 Duke*	L, 1-2
22 Virginia Tech	L, 3-7
26 Maryland*	W, 12-3
27 VMI	W, 10-4
29 NC State*	W, 19-6
30 Wake Forest*	L, 0-7
May	
4 Duke*	L, 1-8
8 Washington & Lee	L, 2-5
10 South Carolina*	W, 5-0
11 Clemson*	W, 8-3
13 Washington & Lee	W, 11-4
15 Richmond	L, 2-3
17 Virginia Tech	W, 5-1

## 1958 (5-15)

**COACH: Evan J. Male**

CAPTAIN: Winthrop Hall

MANAGER: Norman K. Moon

April	
1 Harvard	L, 2-5
4 Clemson*	L, 1-10
7 NC State*	L, 5-8
8 Duke*	L, 4-5
14 Clemson*	L, 4-10
15 South Carolina*	W, 3-0 (7)
South Carolina*	W, 7-3 (7)
19 VMI	L, 5-13
21 NC State*	W, 3-2
26 Richmond	L, 0-17
30 Maryland*	W, 7-2
May	
3 North Carolina*	L, 1-7
8 Virginia Tech	W, 6-5
10 North Carolina*	L, 7-15
12 Wake Forest*	L, 2-13 (7)
Wake Forest*	L, 1-6 (7)
14 William & Mary	L, 9-10
15 Washington & Lee	L, 5-11
17 Maryland*	L, 5-9
19 Richmond	L, 0-8

## 1959 (10-9)

**COACH: Evan J. Male**

CAPTAIN: Reece Whitley

MANAGER: Peter Gilbert

March	
23 Ohio Wesleyan	W, 13-2
27 Clemson*	L, 1-13
28 South Carolina*	L, 1-6
April	
3 Pittsburgh	W, 7-4
7 William & Mary	W, 4-3
14 South Carolina*	W, 1-0
15 Clemson*	W, 4-3
18 Maryland*	L, 6-7 (10)
24 Duke*	W, 8-3
25 NC State*	W, 4-3 (7)
NC State*	W, 11-4 (7)
May	
1 Wake Forest*	L, 2-5
2 North Carolina*	L, 3-15
5 Virginia Tech	L, 3-9
7 Maryland*	W, 7-6 (10)
8 North Carolina*	L, 2-5
9 Wake Forest*	L, 3-5
14 Washington & Lee	W, 5-0
16 Duke*	L, 6-14

## 1960 (3-15-2)

**COACH: Thomas E. Davenport**

CAPTAIN: William Power

MANAGER: Edward A. Smith

April	
2 Yale	L, 4-11
6 Harvard	T, 2-2 (11)
8 Clemson*	L, 5-15
9 South Carolina*	L, 3-12
13 VMI	L, 6-19
14 Wake Forest*	L, 6-10
15 Duke*	T, 7-7
18 South Carolina*	W, 8-5
19 Clemson*	L, 2-6
23 NC State*	L, 4-15
25 North Carolina*	L, 0-13
30 Maryland*	W, 12-11 (10)
May	
2 NC State*	L, 6-13
3 North Carolina*	L, 8-11
7 Richmond	L, 4-7
9 Wake Forest*	L, 1-5 (10)
10 Duke*	L, 1-5 (8)
Duke*	L, 0-6 (7)
16 Maryland*	W, 13-12
18 Virginia Tech	L, 7-9

## 1961 (7-11)

**COACH: Thomas E. Davenport**

CAPTAIN: William Timberlake

MANAGER: G. S. Fitzhugh, Jr.

March	
26 Rhode Island	W, 5-3
April	
1 Clemson*	L, 9-23
4 Colgate	L, 5-7
7 VMI	W, 8-3
10 Maryland*	L, 0-2
12 Virginia Tech	W, 17-10
14 Wake Forest*	L, 6-12
15 Duke*	L, 2-9

21 South Carolina*	W, 5-2
22 Clemson*	L, 6-10
29 Wake Forest*	L, 0-8
May	
2 Maryland*	W, 5-2
5 NC State*	L, 3-10
6 North Carolina*	W, 4-2
North Carolina*	W, 7-2
12 NC State*	L, 2-4
19 Richmond	L, 3-7
Duke*	L, 1-5

## 1962 (11-12)

**COACH: James O. West**

CAPTAIN: George Farson

MANAGER: unknown

March	
29 Yale	L, 7-9 (11)
30 Rutgers	L, 2-10
April	
2 Maine	L, 0-5
3 Harvard	L, 2-4
16 Clemson*	L, 2-11 (7)
Clemson*	W, 7-5
18 Virginia Tech	L, 0-9
20 NC State*	L, 9-10
21 North Carolina*	W, 2-1
23 Pittsburgh	W, 4-2
27 Wake Forest*	W, 3-0
28 Duke*	L, 2-9
May	
1 William & Mary	W, 7-3
2 VMI	L, 1-7
4 NC State*	L, 6-14
5 North Carolina*	W, 11-5
8 Maryland*	W, 3-1 (8)
10 Duke*	W, 11-9
11 Wake Forest*	W, 3-2 (10)
16 Maryland*	W, 2-0
19 South Carolina*	W, 13-0 (7)
19 South Carolina*	L, 4-8
22 Wake Forest**	L, 0-7

\*\* Playoff for ACC Championship

## 1963 (9-13)

**COACH: James O. West**

CAPTAIN: Scott Carter

March	
28 Michigan State	L, 5-9
29 Yale	W, 12-7
April	
2 Harvard	L, 0-8
3 Harvard	L, 4-5
5 Delaware	W, 5-3
9 Connecticut	L, 1-10
12 Clemson*	W, 5-4
13 Clemson*	L, 4-9
15 South Carolina*	W, 9-6
16 South Carolina*	W, 11-1
19 Wake Forest*	L, 6-11
20 Duke*	L, 5-7
23 Maryland*	L, 5-7
26 NC State*	W, 15-7
27 North Carolina*	W, 5-2
30 VMI	W, 12-1
May	
3 NC State*	W, 9-8 (10)
4 North Carolina*	L, 4-12
7 William & Mary	L, 5-6
10 Wake Forest*	L, 4-5
11 Duke*	L, 6-8
18 Richmond	L, 4-8

## 1964 (9-10)

**COACH: James O. West**

CAPTAIN: Jules Lambiotte

MANAGER: Donald R. Grimes

March	
23 Michigan State	L, 3-4
24 Bucknell	W, 10-2
27 Clemson*	L, 1-9
28 Clemson*	L, 9-11
30 South Carolina*	W, 10-7
31 South Carolina*	W, 4-2
April	
3 Yale	W, 6-1
10 Rhode Island	W, 10-3
14 William & Mary	W, 2-0 (6)
17 Wake Forest*	L, 1-4
18 Duke*	W, 5-0
24 NC State*	W, 2-1
25 North Carolina*	L, 0-1
May	
1 NC State*	L, 3-5
2 North Carolina*	L, 4-9

6 Richmond	L, 1-2
8 Duke*	W, 2-1
9 Wake Forest*	L, 0-5
14 Maryland*	L, 4-8

## 1965 (10-13 or 11-12)

**COACH: James O. West**

CAPTAIN: George Farson

March	
29 Old Dominion	L, 1-9
31 Colgate	L, 3-5
April	
1 Yale	L, 1-5
2 Yale	W, 3-1
7 Harvard	NA
Harvard	W, 2-1
9 Duke*	W, 3-1
10 Wake Forest*	L, 2-6
16 South Carolina*	L, 0-3
17 South Carolina*	W, 4-3
19 Clemson*	L, 2-5
20 Clemson*	W, 1-0
24 Georgetown	W, 4-3
29 VMI	L, 2-3
30 Duke*	W, 8-3
May	
1 Wake Forest*	W, 7-1
5 Richmond	W, 5 or 4-3
8 North Carolina*	W, 5-2
11 Maryland*	L, 0-5
Maryland*	L, 1-3
13 NC State*	L, 3-6
14 NC State*	L, 4-10
15 North Carolina*	L, 2-3

## 1966 (6-19)

**COACH: James O. West**

MANAGER: Chris Sheap

March	
21 Davidson	L, 1-7
22 Davidson	L, 4-7
23 Wofford	L, 3-13
24 Furman	W, 12-11
25 South Carolina*	L, 5-6
26 South Carolina*	L, 2-11
31 Virginia Tech	L, 1-7
April	
1 Yale	W, 2-1
4 Marietta	L, 1-4
7 Old Dominion	L, 3-6
11 Clemson*	L, 4-8
12 Clemson*	L, 3-18
15 Wake Forest*	W, 7-2
16 Duke*	L, 1-3 (11)
20 Pittsburgh	L, 1-7
22 NC State*	W, 4-0
23 North Carolina*	L, 2-3
25 Georgetown	Rain
26 Maryland*	L, 1-11
29 Duke*	L, 0-4
30 Wake Forest*	L, 0-10
May	
3 Richmond	L, 5-7
6 NC State*	L, 0-2
7 North Carolina*	L, 1-2
10 Maryland*	W, 5-4
17 VMI	W, 12-6

## 1967 (13-9)

**COACH: James O. West**

CAPTAIN: Ronnie Bugnar

March	
21 Davidson	W, 8-3
23 East Carolina	W, 13-0
24 East Carolina	W, 3-1 (11)
27 Rochester	W, 7-6
28 Rochester	W, 8-7
April	
1 Old Dominion	L, 4-5
5 Ashland	W, 4-0
7 Wake Forest*	L, 5-7
8 Duke*	W, 6-4
12 VMI	W, 2-0
14 North Carolina*	L, 1-7
15 NC State*	W, 4-3
18 Maryland*	L, 3-7
21 Duke*	W, 10-3
22 Wake Forest*	W, 1-0
26 Virginia Tech	Rain
28 Richmond	L, 0-1
May	
1 South Carolina*	L, 1-8
2 South Carolina*	L, 0-3
5 North Carolina*	L, 1-2 (10)
NC State*	L, 3-5

9 Maryland*	Rain
10 Clemson*	W, 7-2
11 Clemson*	W, 2-0

## 1968 (9-21)

**COACH: James O. West**

CAPTAIN: Yates Hall

March	
25 East Carolina	L, 4-7
26 East Carolina	L, 2-5
East Carolina	L, 4-11
27 Campbell	L, 1-4
28 Pembroke	L, 3-8
29 Clemson*	L, 4-6
30 South Carolina*	W, 3-2
South Carolina*	W, 2-1
April	
1 Ashland	L, 2-8
2 Ashland	W, 3-2
3 Brown	W, 8-7
5 NC State*	Rain
6 North Carolina*	L, 2-3
North Carolina*	W, 4-1
10 Richmond	W, 4-2
12 Duke*	L, 1-6
Duke*	L, 3-6
13 Wake Forest*	L, 5-7
15 Old Dominion	W, 2-1
18 Virginia Tech	L, 0-20
23 Maryland*	L, 1-12
24 VMI	Rain
26 South Carolina*	L, 1-5
30 William & Mary	L, 4-7
May	
3 Duke*	W, 6-2
4 Wake Forest*	L, 0-15
Wake Forest*	W, 6-0
7 Maryland*	L, 1-4
Maryland*	L, 0-4
10 North Carolina*	L, 0-6
11 NC State*	L, 1-4
NC State*	L, 1-6
12 Clemson*	Rain
Clemson*	Rain

## 1969 (19-14)

**COACH: James O. West**

March	
22 at East Carolina	W, 3-1
23 at East Carolina	L, 5-8
25 at Davidson	W, 4-2
27 at William & Mary	W, 5-0
28 at Old Dominion	L, 2-5
29 at G. Washington	W, 16-14
April	
3 Maine	W, 5-4
4 Maine	L, 5-9
7 VMI	W, 6-1
8 Ashland	W, 9-8
9 Ashland	W, 11-9
11 at Clemson*	L, 5-12
at Clemson*	L, 3-9
12 at South Carolina*	W, 4-3
17 at Duke*	W, 8-1
at Duke*	L, 0-1
23 at Richmond	W, 9-3
25 North Carolina*	L, 1-3
North Carolina*	L, 1-6
26 NC State*	L, 3-11
29 Maryland*	W, 2-1
May	
2 Duke*	W, 6-1
3 Wake Forest*	L, 5-6
4 Wake Forest*	W, 5-2
6 Virginia Tech	W, 1-0
9 at NC State*	W, 7-6
at NC State*	W, 4-3
10 at North Carolina*	L, 0-5
13 South Carolina*	L, 2-8
14 South Carolina*	W, 9-0
15 at Maryland*	L, 1-7
at Maryland*	L, 1-4
16 Clemson*	W, 2-0

# YEAR-BY-YEAR RESULTS

## 1970 (18-14-1)

COACH: James O. West

March	
24 Bucknell	W, 11-2
28 at Belmont Abbey	L, 10-11
29 at Belmont Abbey	L, 2-6
30 at Pembroke	L, 0-3 (7)
31 at Pembroke	T, 3-3

April	
3 Delaware	W, 6-2
4 Ashland	W, 5-3
7 Washington & Lee	W, 13-4
10 at Duke*	L, 5-8
11 at Wake Forest*	L, 4-5 (7)
at Wake Forest*	W, 6-3 (7)
12 William & Mary	W, 4-0
18 South Carolina*	W, 2-1
19 Clemson*	L, 3-5 (7)
Clemson*	W, 3-1 (7)
22 at VMI	W, 5-1
24 at NC State*	L, 5-6
25 at North Carolina*	L, 0-4 (7)
at North Carolina*	W, 6-1 (7)
29 Richmond	W, 5-4

May	
1 Wake Forest*	W, 13-4
2 Duke*	W, 6-1 (7)
Duke*	W, 5-1 (7)
3 Maryland*	L, 3-5 (8)
Maryland*	L, 4-7 (7)
G. Washington	Rain
8 at Clemson*	L, 2-6
9 at South Carolina*	W, 3-1 (7)
at South Carolina*	L, 0-4 (7)
13 Old Dominion	W, 5-3
15 NC State*	W, 8-4 (7)
NC State*	W, 11-1 (7)
19 at Virginia Tech	L, 8-9
20 Maryland*	L, 0-3

## 1971 (20-9)

COACH: James O. West

March	
23 Oneonta (N.Y.)	W, 7-3
24 Massachusetts	W, 7-4
27 at East Carolina	W, 9-5
28 at East Carolina	W, 1-0
30 at Davidson	W, 7-3
31 Maine	W, 5-4

April	
2 at Old Dominion	W, 9-6
3 at William & Mary	L, 3-4
4 Ashland	W, 10-4
5 Syracuse	W, 12-1
9 at Duke*	W, 3-0
10 at Wake Forest*	W, 4-3
16 at Richmond	W, 28-2
17 Pembroke	W, 3-2
18 NC State*	L, 0-3
22 at Washington & Lee	W, 15-6
24 at North Carolina*	L, 5-12
25 at NC State*	W, 3-1
26 VMI	W, 9-2
29 Virginia Tech	L, 4-5
24 North Carolina*	W, 5-4

May	
1 Wake Forest*	W, 11-2
2 Duke*	W, 3-0
4 Maryland*	L, 0-1
6 at Clemson*	W, 16-5
7 at Clemson*	L, 2-7
8 at South Carolina*	L, 2-3
9 at South Carolina*	L, 7-8
13 at Maryland*	L, 1-6

## 1972 (18-15)

NCAA District III Playoffs

COACH: James O. West

March	
25 at East Carolina	L, 11-13
26 at East Carolina	W, 6-2
28 Indiana State (Pa.)	L, 8-9
29 Yale	W, 2-1
30 Yale	W, 3-1
31 Syracuse	W, 2-0

April	
2 at Jacksonville	L, 10-13
3 at Florida	L, 0-2
4 at Florida State	L, 6-8
5 at Florida State	L, 7-14
6 at Erskine	L, 9-10
8 at NC State*	W, 3-1
at NC State*	L, 1-5
9 at North Carolina*	L, 1-8
10 Oneonta	W, 8-2
15 Duke*	L, 2-4

16 Wake Forest*	W, 6-1
19 Maryland*	L, 1-2
Maryland*	W, 4-1
25 at VMI	W, 9-4
27 William & Mary	L, 5-17
29 at Wake Forest*	W, 8-7
at Wake Forest*	W, 2-0
30 at Duke*	W, 4-3

May	
5 Old Dominion	L, 4-6
6 Clemson*	W, 4-3
Clemson*	W, 5-2
7 Clemson*	W, 5-2
10 Virginia Tech	W, 4-2
June	
1 Richmond+ (6)	W, 18-2
2 Mississippi+ (6)	W, 9-3
South Alabama+ (6)	L, 1-6
Mississippi+ (6)	L, 0-9

## 1973 (16-12-2)

COACH: James O. West

March	
10 at East Carolina	L, 2-5
11 at East Carolina	W, 7-4
17 at Pembroke State	L, 3-5
18 at Pembroke State	L, 3-7
24 North Carolina*	L, 5-6
25 NC State*	T, 1-1
29 Maryland*	W, 4-3

April	
2 at Georgia Tech	W, 6-4
3 at Georgia Tech	T, 11-11
5 at Davidson	W, 12-4
6 at Clemson*	W, 6-4
7 at NC State*	W, 5-1
at NC State*	L, 3-6
8 at North Carolina*	L, 2-6
10 Maryland*	W, 14-2
13 Wake Forest*	W, 11-0
Wake Forest*	L, 1-3
14 Duke*	W, 8-0
Duke*	W, 6-3
15 Clemson*	L, 3-11
17 Oneonta (N.Y.)	W, 10-0

ACC First Round	
19 Maryland#	W, 7-1
NC State#	W, 2-1

ACC Final Four	
20-22 Clemson#	L, 1-3
20-22 NC State#	L, 3-9
24 Richmond	L, 2-5
29 at William & Mary	W, 9-1
30 at Old Dominion	W, 7-5

May	
1 VMI	W, 11-1
6 Virginia Tech	L, 4-7

## 1974 (21-17)

COACH: James O. West

March	
2 at Jacksonville	L, 10-12
3 at Jacksonville	W, 10-0
4 at Georgia Tech	W, 14-6
5 at Georgia Tech	L, 2-4
6 at West Georgia	W, 4-3
7 at Georgia Tech	L, 3-8
8 at South Carolina	L, 0-2
at South Carolina	L, 3-7
9 at Pembroke State	W, 4-1
10 at Pembroke State	W, 7-3
17 Westfield State	W, 15-1
18 at East Carolina	L, 0-3
22 Richmond	L, 0-7
23 Lafayette	W, 6-4
24 Lafayette	L, 4-5
27 Mansfield State	W, 4-1
28 Old Dominion	W, 7-3
31 at NC State*	L, 5-7

April	
2 at Maryland*	L, 1-5
3 Maine	L, 4-10
7 Duke*	W, 12-1
11 at VMI	W, 6-4 (12)
12 Virginia Tech	W, 8-6
13 Wake Forest*	W, 10-4
Wake Forest*	W, 7-4
14 NC State*	L, 3-8
16 at Virginia Tech	W, 3-2 (10)
17 William & Mary	W, 9-3
19 at Clemson*	L, 2-3 (16)
at Clemson*	W, 4-1
20 at Duke*	W, 2-1
21 at North Carolina*	L, 0-5

at North Carolina*	L, 5-6
22 Maryland*	W, 11-4
25 Maryland#	W, 6-0
26 Clemson#	W, 3-2
27 NC State#	L, 1-3
28 Clemson#	L, 6-9

## 1975 (14-12)

COACH: James O. West

March	
8 at Jacksonville	W, 10-0
9 at Jacksonville	W, 5-2
13 at South Carolina	L, 0-6
14 at South Carolina	L, 4-5 (11)
15 at Pembroke	L, 2-4
18 at William & Mary	W, 3-1
25 Rhode Island	W, 20-6
26 Oneonta State	W, 12-2
27 Rhode Island	W, 5-1
28 at Richmond	L, 0-14
29 Wake Forest*	L, 3-4

April	
1 Maryland*	L, 3-11
2 at Virginia Tech	W, 5-3
4 at Clemson*	L, 2-4
5 at North Carolina*	L, 1-5
6 at Duke*	W, 7-3
7 at VMI	W, 11-1
9 Richmond	W, 13-9
12 at Wake Forest*	W, 7-2
13 at NC State*	L, 0-2
at NC State*	L, 1-4
17 Virginia Tech	W, 10-1
18 Clemson*	L, 3-6
19 Duke*	W, 13-9
20 North Carolina*	W, 3-2
North Carolina*	L, 2-5

## 1976 (17-22)

COACH: James O. West

March	
6 at Georgia Tech	W, 9-7
7 at Georgia Tech	L, 2-3
at Western Kentucky	L, 3-5
8 at Mercer	L, 1-2
9 at Mercer	L, 4-6
10 at Mercer (Atlanta)	L, 1-5
12 at South Carolina	L, 6-9 (11)
13 at South Carolina	L, 1-13
14 at Atlantic Christian	W, 7-5
16 Liberty Baptist	W, 16-6
18 Lock Haven	W, 5-3
19 Lock Haven	L, 8-17
20 William & Mary	W, 7-4
21 Richmond	W, 12-3
23 Oneonta (NY)	W, 4-3
24 James Madison	L, 8-9
26 at Virginia Tech	L, 6-10
27 at Wake Forest*	W, 1-0
28 at NC State*	W, 3-2
29 Mansfield State	W, 28-5 (7)
30 Mansfield State	L, 4-10

April	
2 Virginia Tech	L, 2-3
3 North Carolina*	L, 0-19
4 Duke*	W, 4-3 (11)
5 Duke*	W, 6-3
6 at Maryland*	L, 1-2
8 at VMI	W, 8-6
9 at James Madison	W, 8-5
10 Wake Forest*	L, 4-9
11 NC State*	L, 3-8
13 Maryland*	L, 1-8
14 Old Dominion	W, 16-5
16 at Clemson*	L, 0-9
17 at Clemson	L, 0-9
18 at North Carolina*	L, 3-4
22 North Carolina#	W, 8-6
Maryland#	L, 4-8
Wake Forest#	W, 8-2
Maryland#	L, 8-14

## 1977 (11-21-1)

COACH: James O. West

March	
12 at South Carolina	L, 2-8
13 at Pembroke	W, 6-2
14 at Furman	W, 9-2
15 at Furman	L, 4-5
16 at Erskine	W, 5-1
17 at Georgia	L, 2-4
18 at Lehigh	L, 3-8
at Georgia Southern	L, 2-13
19 at Georgia Southern	L, 2-3
20 Atlantic Christian	Cancelled
21 James Madison	L, 4-9

22 Oneonta (NY)	W, 8-0
23 Oneonta	Cancelled
24 Fairfield	L, 5-9
25 Fairfield	L, 4-9
26 Wake Forest*	L, 2-3
27 NC State*	L, 0-6
28 Mansfield State	W, 10-0
29 Virginia Tech	L, 9-12
30 at Liberty Baptist	L, 2-3
31 VMI	W, 16-1

April	
1 at Richmond	W, 5-4
3 Duke*	Cancelled
4 Duke*	Cancelled
5 George Mason	Cancelled
6 at Maryland*	T, 4-4
7 Pembroke	L, 2-4
8 at Virginia Tech	L, 7-9
9 at Wake Forest*	L, 0-10
10 at NC State*	L, 1-8
11 Maryland*	L, 0-3
12 at William & Mary	W, 2-1
13 at Old Dominion	W, 16-0
14 Richmond	W, 10-3
15 North Carolina*	W, 8-3
North Carolina*	L, 4-7
16 Clemson*	L, 3-8
17 Clemson*	L, 4-26
20 Maryland #	L, 1-4

## 1978 (18-14)

COACH: James O. West

March	
9 at Virginia Tech	Cancelled
11 at South Carolina	W, 4-1
12 at South Carolina	L, 3-13
13 at Erskine	W, 9-2
14 at Furman	L, 3-6
15 at Furman	Cancelled
16 at Clemson*	L, 4-14
17 at Clemson*	L, 3-4
18 at Pembroke State	W, 5-4
19 at Pembroke State	W, 3-1
21 Oneonta State	W, 20-6
22 Oneonta State	W, 10-9
23 Mansfield State	W, 4-3
24 Mansfield State	W, 10-9
29 Maryland*	L, 7-8
30 Richmond	L, 3-4
31 at VMI	W, 6-1

April	
1 NC State*	L, 4-17
2 North Carolina*	L, 11-12
3 at Richmond	L, 9-11
4 George Mason	W, 13-8
5 Old Dominion	W, 12-4
6 Liberty Baptist	W, 5-1
7 Duke*	W, 6-5
8 at North Carolina*	W, 8-4
9 at Duke*	L, 5-6
11 Maryland*	W, 28-5 (7)
12 William & Mary	W, 9-4
13 James Madison	L, 6-8
14 at Virginia Tech	W, 10-1
15 at NC State*	W, 5-2
16 at Wake Forest*	L, 3-4
17 at Wake Forest*	L, 7-9
20 Wake Forest#	L, 2-16

## 1979 (21-16)

COACH: James O. West

March	
10 at The Citadel	W, 5-4
11 at UNCW	Cancelled
12 at Francis Marion	L, 3-4
13 at Pembroke	L, 2-6
at Pembroke	Cancelled
15 at Wake Forest*	W, 12-3
16 at Coastal Carolina	L, 3-4
at Wake Forest#	L, 2-12
17 at Purdue-Ft. Wayne	W, 13-5
18 at Pembroke	L, 2-7
19 at Pembroke	L, 2-4
20 Oneonta	W, 13-2
21 Oneonta	W, 17-1
22 Mansfield State	W, 9-6
23 Mansfield State	W, 7-1
24 Duke*	Cancelled
25 SE Massachusetts	Cancelled
26 James Madison	W, 14-6
29 Norfolk State	W, 25-2
30 at East Carolina	W, 11-9
31 at Duke*	L, 8-9
at Duke*	W, 5-2

April	
1 at Wake Forest*	L, 4-14

3 George Mason	Cancelled
4 Maryland*	Cancelled
7 at North Carolina*	L, 2-4
8 at NC State*	W, 6-4
Richmond	Cancelled
12 at Virginia Tech	W, 9-2
William & Mary	Cancelled
14 Wake Forest*	L, 5-8
15 VCU	W, 17-4
16 at Virginia Tech	L, 0-4
18 Maryland*	L, 2-3 (7)
Maryland*	L, 2-4 (7)
19 Richmond	W, 12-3 (7)
Richmond	W, 12-3 (7)
at VCU	L, 3-14
21 NC State*	W, 5-4
22 North Carolina*	W, 3-2
23 William & Mary	W, 4-2
25 Clemson*	L, 4-10
26 Clemson*	Cancelled
29 at Old Dominion	W, 6-4
at Old Dominion	W, 10-5
VMI	L, 1-2

## 1980 (20-14-1)

COACH: James O. West

March	
8 at Georgia Southern	W, 8-3
9 Yale	W, 8-5
10 East Tenn. State	T, 1-1
14 Maryland	L, 4-5
15 at UNC-Wilmington	W, 1-0
16 at East Carolina	W, 11-9
17 Longwood	W, 10-8
19 Richmond	W, 9-3
20 VCU	L, 8-15
22 North Carolina*	L, 6-11
23 NC State*	W, 3-2
24 at Old Dominion	W, 7-5
25 Howard	L, 5-11
26 Maryland*	W, 7-3
27 at James Madison	W, 5-3
28 at James Madison	W, 4-2
29 at Wake Forest*	L, 5-7

April	
1 at Richmond	L, 0-6
2 at William & Mary	W, 12-8
at Apprentice School	L, 2-10
3 George Mason	W, 2-1
4 California State (Pa.)	L, 19-23
5 Wake Forest*	W, 12-4
6 Duke*	W, 7-5
7 Oneonta	W, 6-4
10 at VMI	W, 7-0
at VMI	W, 5-2
11 at Longwood	L, 12-13
12 at NC State*	L, 1-6
17 at Clemson*	L, 1-3
18 at Clemson*	L, 5-6
19 at Georgia Tech*	W, 5-4
20 at Georgia Tech*	W, 10-8
22 at NC State#	L, 1-3
28 Old Dominion	L, 2-5

## 1981 (28-20)

COACH: Dennis Womack



# YEAR-BY-YEAR RESULTS

11 Duke*^	W, 9-5
12 Wake Forest*	W, 8-3
15 VCU	L*, 7-10
16 Georgia Tech*	W, 11-1
17 Georgia Tech*	W, 10-8
18 Clemson*	L, 7-11
19 Clemson*	L, 5-11
20 Longwood	W, 11-5
22 Duke (10)#	L, 3-4
23 Georgia Tech (10)#	L, 2-5
27 James Madison	L, 1-3
28 Virginia Tech	W, 10-9
29 at Liberty Baptist	L, 6-9
30 at James Madison	L, 1-3
May	
2 Old Dominion	W, 4-3
Old Dominion	W, 2-0
3 at Virginia Tech	L, 1-11
4 VMI	W, 13-3
VMI	W, 8-2
5 Liberty Baptist	L, 4-10
^ Forfeit	

## 1982 (22-27)

COACH: Dennis Womack

March	
12 at Longwood	W, 8-4
13 at UNC-Wesleyan	L, 7-10
14 at NC State*	W, 12-8
16 at North Carolina*	L, 2-5
17 at South Carolina	L, 0-16
18 at South Carolina	L, 3-5
at South Carolina	L, 3-5
22 Norfolk State	W, 15-8
23 Richmond	W, 6-2
24 George Mason	W, 13-4
25 Shippensburg	L, 4-11
26 Seton Hall	L, 11-16
27 Seton Hall	L, 1-12 (7)
Seton Hall	L, 7-12 (7)
28 Seton Hall	W, 12-5
29 William & Mary	W, 12-4
30 East Carolina	L, 10-18
31 Maryland*	W, 11-7
April	
1 VCU	W, 16-15
2 at Richmond	L, 9-14
4 Wake Forest*	W, 7-5 (7)
5 Wake Forest*	W, 15-14 (7)
5 Oneonta State	W, 5-4
6 Oneonta State	W, 20-1 (7)
7 at Maryland*	L, 12-15
8 at Lynchburg	L, 2-5
9 at James Madison	L, 5-13
10 North Carolina*	W, 9-8
11 NC State*	L, 5-12
12 Towson State	W, 19-6
13 Liberty Baptist	W, 26-5
16 at Georgia Tech*	L, 4-6 (7)
at Georgia Tech*	L, 2-12 (7)
17 at Clemson*	L, 1-9
18 at Clemson*	L, 6-17
19 Longwood	W, 13-11
21 at Wake Forest#	W, 10-4
22 at North Carolina#	W, 6-3
23 at Clemson#	W, 6-4
24 at Wake Forest#	L, 3-7
25 at North Carolina#	L, 2-3 (12)

28 James Madison	L, 3-14
29 at VMI	L, 1-8 (7)
at VMI	W, 4-1 (7)
30 Virginia Tech	L, 6-10
May	
1 Virginia Tech	L, 4-13
2 at Virginia Tech	L, 2-9
3 at VCU	W, 17-1
4 at Liberty Baptist	L, 10-12

## 1983 (12-25)

COACH: Dennis Womack

March	
5 VCU	W, 11-8 (7)
VCU	W, 5-4 (7)
11 at UNC-Wesleyan	L, 0-18
13 at Central Florida	L, 6-7
14 vs. Rollins (11)	L, 4-9
vs. Yale (11)	L, 2-14
16 vs. Stetson (11)	L, 1-10
17 vs. Michigan (11)	L, 2-6
18 vs. Rollins (11)	L, 5-6
19 vs. Michigan (11)	L, 3-6
20 vs. Yale (11)	L, 7-13
22 Georgia Tech*	L, 8-19
23 Georgia Tech*	W, 15-2
24 VMI	W, 11-3
25 Brown	L, 6-10
26 NC State*	W, 4-2
28 SUNY-Oneonta	W, 9-5
29 at James Madison	L, 0-3 (7)
at James Madison	W, 11-6 (7)
30 Maryland*	L, 0-13
April	
1 at Wake Forest*	L, 3-10
2 at William & Mary	W, 7-4
12 at Maryland*	W, 6-5
13 at Richmond	L, 6-7
14 Clemson*	L, 1-8
16 at NC State*	W, 8-7
17 at North Carolina*	L, 5-11 (7)
at North Carolina*	L, 0-8 (7)
20 Clemson# (10)	L, 5-12
21 Georgia Tech# (10)	W, 8-1
22 Maryland# (10)	W, 5-2
24 North Carolina# (10)	L, 4-5 (11)
26 at Old Dominion	L, 2-5
at Old Dominion	L, 0-5
29 at Virginia Tech	L, 10-11
30 Virginia Tech	L, 3-8
May	
1 at Virginia Tech	L, 11-12

April	
1 at Wake Forest*	L, 3-10
2 at William & Mary	W, 7-4
12 at Maryland*	W, 6-5
13 at Richmond	L, 6-7
14 Clemson*	L, 1-8
16 at NC State*	W, 8-7
17 at North Carolina*	L, 5-11 (7)
at North Carolina*	L, 0-8 (7)
20 Clemson# (10)	L, 5-12
21 Georgia Tech# (10)	W, 8-1
22 Maryland# (10)	W, 5-2
24 North Carolina# (10)	L, 4-5 (11)
26 at Old Dominion	L, 2-5
at Old Dominion	L, 0-5
29 at Virginia Tech	L, 10-11
30 Virginia Tech	L, 3-8
May	
1 at Virginia Tech	L, 11-12

## 1984 (25-17)

COACH: Dennis Womack

March	
4 George Mason	W, 12-1
7 Liberty Baptist	W, 4-3
9 at Georgia Tech*	L, 2-7
10 at Georgia Tech*	W, 13-1
11 at Newberry	W, 13-6
12 at Furman	W, 4-3
14 at Newberry	W, 8-4
15 at Clemson*	L, 2-6
16 at Clemson*	L, 2-7
17 at Wofford	W, 3-1
at Wofford	W, 9-8
20 Providence	W, 10-4

22 St. John's	W, 9-1
23 G. Washington	W, 16-15
24 at North Carolina*	L, 4-10
25 at NC State*	L, 0-1
26 Oneonta	W, 7-0
27 VCU	W, 3-1
30 Brown	W, 9-8
31 Duke*	W, 5-3

## April

1 Wake Forest*	L, 1-2
3 at VMI	W, 11-4
6 at Richmond	W, 3-2
7 at Duke*	W, 5-3
8 at Wake Forest*	W, 6-4
9 Longwood	L, 1-2
10 William & Mary	W, 12-9
11 at Maryland*	L, 3-4
at Maryland*	L, 1-2
12 Richmond	W, 9-8
14 North Carolina*	L, 1-5
15 NC State*	L, 3-14
16 Norfolk State	W, 10-1
18 NC State# (13)	L, 0-10
19 Clemson# (13)	L, 6-7
25 James Madison	L, 3-5
James Madison	W, 15-11
27 vs. Virginia Tech (19)	L, 4-9
28 vs. Virginia Tech (19)	L, 3-5
29 vs. Virginia Tech (19)	L, 9-10
30 vs. George Mason (7)	W, 3-1

## 1985 (38-16)

NCAA Atlantic Regional

COACH: Dennis Womack

February	
27 at William & Mary	W, 12-3
March	
1 Seton Hall	W, 3-0
2 Seton Hall	L, 2-4 (7)
Seton Hall	W, 11-7 (5)
5 at VCU	W, 7-6
6 at VMI	W, 5-1
9 at Columbus (Ga.)	W, 12-3 (7)
at Columbus (Ga.)	W, 7-1 (7)
10 at Huntington (Ala.)	W, 10-8
11 at Auburn	W, 9-8
12 at Auburn	L, 5-8
13 at Auburn	L, 11-12
14 at Furman	W, 12-11 (10)
16 North Carolina*	W, 7-6
17 NC State*	W, 22-6
18 Westfield State	W, 9-7
19 Coast Guard	W, 18-4
20 Providence	W, 15-6
21 Rider	W, 7-3
23 at NC State*	L, 2-3
24 at North Carolina*	L, 5-6
25 SUNY-Oneonta	W, 8-1
26 at Richmond	W, 7-0
27 VCU	W, 9-7
28 Clemson*	W, 19-1
30 Georgia Tech*	L, 4-8
31 Georgia Tech*	W, 9-4
April	
1 Liberty Baptist	L, 14-16
2 Longwood	W, 3-2
3 Maryland*	W, 17-4
4 at George Mason	L, 4-5 (10)

6 at Duke*	W, 19-8
7 at Wake Forest*	W, 10-3
8 James Madison	L, 9-18
9 Old Dominion	W, 5-4 (10)
10 at Maryland*	L, 7-8
11 William & Mary	W, 7-6
12 Norfolk State	W, 14-8
13 Wake Forest*	W, 4-3
14 Duke*	W, 8-2
17 vs. Wake Forest# (27)	L, 4-9
18 vs. NC State# (27)	W, 7-0
19 vs. N. Carolina# (27)	W, 10-3
20 vs. Clemson# (27)	L, 8-10
23 at Old Dominion	L, 1-3
25 at James Madison	W, 9-6 (10)
27 at Virginia Tech	L, 13-14
28 Virginia Tech	W, 3-2
29 at Liberty Baptist	W, 5-3
30 VMI	W, 8-5
May	
1 at George Mason	W, 9-5
24 vs. Florida+ (28)	W, 14-1
25 at Miami+ (28)	L, 6-11
26 vs. Florida+ (28)	L, 2-15

## 1986 (27-22)

COACH: Dennis Womack

February	
26 at William & Mary	W, 9-7 (8)
28 Seton Hall	Snow
March	
1 Seton Hall	W, 13-2
2 Seton Hall	W, 5-3
Seton Hall	W, 3-2
4 James Madison	W, 3-2
5 George Mason	W, 4-1
8 at Georgia Tech*	L, 7-9
9 at Georgia Tech*	L, 4-18
11 at Furman	L, 1-7 (7)
at Furman	L, 4-5
12 at Clemson*	L, 4-15
13 at Clemson*	Rain
15 Connecticut (9)	W, 12-2 (7)
Connecticut (9)	W, 8-6 (7)
16 at East Carolina	L, 5-9
18 Providence	W, 13-5
20 VCU	W, 7-6
21 North Carolina*	L, 4-6
22 Ohio University	W, 10-9 (7)
Ohio University	W, 10-1 (7)
23 Ohio University	W, 6-3
24 Liberty	L, 5-9
26 at Georgetown	L, 6-7 (10)
27 G. Washington	L, 10-11
29 at North Carolina*	L, 14-15
30 at NC State*	L, 1-2
April	
1 Towson State	W, 9-8
2 Old Dominion	L, 2-6
4 William & Mary	W, 5-4
5 NC State*	L, 1-2
8 at James Madison	L, 5-9
9 at VMI	W, 12-9
11 at Richmond	W, 16-6
12 Duke*	W, 11-8
13 Wake Forest*	L, 2-4
14 at Virginia Tech	W, 11-8
15 Richmond	Rain

18 at VCU	Rain
19 at Duke*	W, 5-2 (10)
20 at Wake Forest*	W, 15-12
21 Virginia Tech	L, 12-13 (12)
22 VMI (12)	W, 17-0 (7)
23 at Maryland*	W, 5-3
24 at Old Dominion	L, 2-11
25 vs. George Mason (7)	L, 8-10
26 at West Chester	L, 3-4
27 at Rider	W, 7-1
28 Jacksonville	W, 8-2
29 at Liberty	L, 2-3
30 Maryland*	W, 14-10
May	
14 vs. N. Carolina# (13)	L, 4-5
16 vs. N. Carolina# (13)	L, 7-9

## 1987 (18-30)

COACH: Dennis Womack

February	
28 at East Carolina	Rain
at East Carolina	Rain
March	
1 at East Carolina	Rain
2 at Liberty	L, 3-5
3 at William & Mary	L, 12-13 (8)
4 VCU	W, 6-1
7 at UAB	L, 6-21
8 at UAB	L, 8-9 (8)
9 at UAB	Rain
10 at Auburn	L, 2-4
11 at Auburn	L, 4-7
12 at Georgia Tech*	L, 2-18
13 at Clemson*	L, 4-6
14 at Clemson8	L, 2-9
15 at South Carolina	L, 3-7
17 Providence (8d)	W, 14-9
20 Kent State	L, 3-7
21 Kent State	L, 5-21 (7)
Kent State	W, 14-4 (7)
22 Kent State	W, 11-6
23 Georgetown	L, 6-7
24 VMI	W, 8-0
25 at James Madison	L, 1-5 (8)
26 William & Mary	W, 9-8
27 Rider Col.	W, 24-2 (7d)
28 Georgia Tech*	W, 3-2
29 Georgia Tech*	W, 19-3
31 at George Mason	Rain
April	
1 Old Dominion	W, 4-3
2 at Richmond	W, 10-2
4 Wake Forest*	W, 9-2
6 James Madison	Rain
7 Richmond	W, 8-4
8 Maryland*	W, 7-4
11 at NC State*	L, 3-21 (7)
at NC State*	L, 3-5 (7)
12 at North Carolina*	L, 6-10
13 Clemson*	L, 4-11
14 Seton Hall	L, 3-4 (12)
15 at Maryland*	L, 1-6
17 NC State*	Rain
19 North Carolina*	L, 1-4 (7)
North Carolina*	L, 1-9 (7)
20 Liberty	W, 8-6
21 at Old Dominion	L, 1-5
22 Maryland*	W, 10-7



1996 ACC CHAMPIONS

# YEAR-BY-YEAR RESULTS

23	at VCU	W, 13-6
24	at Duke*	Rain
25	at Duke*	Rain
26	at Wake Forest*	L, 4-5 (7)
27	at Wake Forest*	L, 1-6 (7)
28	George Mason (7)	W, 10-9
May		
9	Virginia Tech	L, 3-8
10	vs. Virginia Tech (12)	L, 4-8
11	at Virginia Tech	L, 5-11
13	NC State# (14)	L, 2-4
14	Duke# (15)	L, 0-5

## 1988 (32-19-1)

**COACH: Dennis Womack**

February

27	at East Carolina	L, 10-11 (7)
	at East Carolina	W, 4-3 (7)
28	G. Washington (9)	L, 6-12 (7)
	at East Carolina	W, 6-5 (7)

March

2	at William & Mary	W, 12-4
9	Radford	Rain
12	at Clemson*	L, 6-9
13	at Augusta	W, 19-13
14	at Augusta	W, 14-7
15	vs. Jacksonville St. (16)	W, 11-10
16	at Auburn	W, 13-8
17	Auburn-Montgomery	L, 4-5 (10)
18	at Mercer	Rain
19	at Georgia Tech*	L, 10-11 (10)
20	at Georgia Tech*	W, 12-9
23	at George Mason	L, 3-4
24	at Richmond	W, 14-13
26	West Chester	W, 8-2 (7)
	West Chester	Rain
27	Georgia Tech*	L, 2-13
28	West Chester	W, 13-8
30	James Madison	W, 16-3
31	West Chester	W, 4-0 (7)
	West Chester	W, 10-6 (7)

April

2	Duke*	W, 9-5 (7)
	Duke*	W, 2-1 (8)
3	Wake Forest	W, 6-5
4	Campbell	W, 6-5
5	at VMI	W, 11-5
7	George Mason	Rain
8	at Liberty	Rain
9	at North Carolina*	L, 1-12 (7)
	at North Carolina*	W, 13-5 (7)
10	at NC State*	L, 3-21
12	Old Dominion	T, 3-3 (10)
13	at James Madison	L, 10-13
14	William & Mary	W, 6-0
15	North Carolina*	L, 9-14
16	NC State*	L, 8-13
17	NC State*	W, 12-11
18	at Old Dominion	Rain
19	at Richmond	W, 6-5
20	Virginia Tech	L, 8-11
21	Liberty	W, 11-2
23	at Wake Forest*	L, 12-15 (7)
	at Wake Forest*	W, 8-2 (7)
24	at Duke*	W, 21-15
26	VMI	L, 3-5
27	Virginia Tech (12)	Rain
29	Radford (7)	W, 16-1
30	at Maryland*	W, 16-4 (7)
	at Maryland*	W, 8-1 (7)

May

1	Maryland*	W, 12-1
2	Clemson*	L, 3-8
3	Clemson*	L, 0-6
11	North Carolina# (14)	L, 1-13
12	Duke# (14)	W, 7-1
13	NC State# (14)	W, 6-1
14	Georgia Tech# (14)	L, 4-5

## 1989 (25-24-1)

**COACH: Dennis Womack**

February

28	Radford	Rain
----	---------	------

March

1	VCU	L, 2-6
4	at Jacksonville	L, 3-4
5	at Jacksonville	L, 4-5
6	vs. North Florida (17)	L, 2-8
7	vs. North Florida (17)	W, 12-4
8	at Florida	L, 6-13
9	at Florida	L, 0-18
10	at Georgia Tech*	L, 0-18
11	at Clemson*	L, 4-10

12	at Clemson*	2L, 2-8
16	Radford	W, 17-4
17	Seton Hall	L, 5-9
18	Seton Hall	T, 3-3 (7)
	Seton Hall	Rain
19	Hartford	L, 7-17
22	Lafayette	W, 9-3
23	Kent State	Rain
25	at Duke*	W, 7-0
	at Duke*	W, 4-3
26	at Wake Forest*	L, 5-17
29	Old Dominion	W, 9-8
30	William & Mary	W, 11-1
31	NC State*	W, 14-7

April

1	North Carolina*	L, 3-4 (10)
2	North Carolina*	L, 5-10
3	at Liberty	W, 10-7
5	at James Madison	W, 7-6 (10)
6	Richmond	W, 8-4
8	at NC State*	L, 4-9
	at NC State*	Rain
9	at North Carolina*	L, 4-5 (14)
11	at William & Mary	W, 2-1 (10)
12	East Carolina	W, 3-2
14	Clemson*	L, 0-8
16	Georgia Tech*	L, 2-3
	Georgia Tech*	L, 2-6
17	at VMI	W, 14-13 (10)
	VMI	W, 14-8
18	James Madison	L, 6-7
19	at Richmond	W, 10-4
20	at Virginia Tech (10)	W, 10-9
21	Liberty	W, 15-3
22	Wake Forest*	W, 9-8
	Wake Forest*	W, 6-5
23	Duke*	W, 7-4
25	at Old Dominion	W, 10-4
26	vs. Virginia Tech (12)	W, 6-2
27	at George Mason	L, 3-8
29	Maryland*	W, 6-5
	Maryland*	Rain
30	at Maryland*	Wet grounds
	at Maryland*	Wet grounds

May

1	George Mason	Rain
2	at VCU	L, 2-6
13	Georgia Tech# (14)	L, 0-3
14	Maryland# (14)	W, 7-3
15	NC State# (14)	L, 8-11

## 1990 (21-32-1)

**COACH: Dennis Womack**

February

23	at William & Mary	W, 6-3
24	at East Carolina	L, 3-5
	at East Carolina	L, 1-2
25	at East Carolina	L, 3-8
28	Liberty	W, 17-5

March

1	at Old Dominion	L, 5-7
2	William & Mary	T, 6-6
4	Seton Hall	W, 1-0
	Seton Hall	L, 7-8
5	Seton Hall	L, 10-11
6	VMI	L, 4-5
7	VCU	W, 15-8
9	at Georgia Tech*	L, 6-17
10	at Georgia Tech*	L, 4-9
11	at Georgia Tech*	L, 6-13
12	at Georgia	L, 1-13
13	at Georgia	L, 2-8
14	at Georgia	L, 3-12
15	at Georgia	L, 6-11
18	at Furman	L, 1-4
21	Old Dominion	L, 6-8
22	Richmond	W, 5-2
23	at NC State*	L, 1-10
24	at NC State*	L, 6-7
25	at NC State*	W, 12-7
27	James Madison	W, 13-12
28	Brown	L, 4-6

April

1	at Duke*	L, 4-7
	at Duke*	W, 9-8
4	at James Madison	W, 16-14 (11)
8	Wake Forest*	W, 9-0
	Wake Forest	W, 12-9
10	at George Mason	L, 1-3
11	Virginia Tech	L, 1-8
12	Campbell	W, 11-7
13	North Carolina*	L, 7-10 (11)
14	North Carolina*	L, 7-13
15	North Carolina*	W, 6-5
18	at Richmond	W, 8-6

19	Virginia Tech	W, 14-13
20	Clemson*	L, 6-12
21	Clemson*	L, 3-19
22	Clemson*	L, 0-8
24	East Carolina	W, 9-6
25	at Virginia Tech	W, 14-13
26	George Mason	W, 5-3
27	at Maryland*	W, 21-19 (10)
28	at Maryland*	W, 29-10
30	at Liberty	L, 0-4
May		
1	Radford	L, 9-11
12	NC State# (14)	W, 14-1
13	Clemson# (14)	L, 3-7
14	Wake Forest# (14)	W, 8-4
15	N. Carolina# (14)	L, 3-7

## 1991 (28-27-2)

**COACH: Dennis Womack**

February

25	Liberty	T, 5-5 (7)
26	Radford	T, 5-5
27	VCU	W, 7-2

March

1	at VCU	L, 0-5
2	Seton Hall	W, 3-1 (7)
	Seton Hall	W, 4-2
5	at Old Dominion	L, 2-5
7	VMI	W, 16-5
9	at Georgia	W, 3-1
10	at Georgia	L, 4-5
11	at Georgia	L, 3-12
12	at Georgia	L, 5-13
14	at Furman	W, 2-1 (7)
	at Furman	W, 5-3 (7)
15	at Clemson*	L, 2-5
16	at Clemson*	L, 1-15
17	at Clemson*	L, 8-12
20	James Madison	W, 4-2
21	George Mason	W, 14-7 (8)
22	Notre Dame	W, 12-6 (7)
24	Notre Dame	L, 0-12 (7)
	Notre Dame	W, 5-2
25	Georgia Tech*	W, 6-5
26	Georgia Tech*	L, 1-11
27	Georgia Tech*	L, 0-13
30	Duke*	W, 5-4
31	Duke*	W, 5-4 (7)
	Duke*	W, 10-7 (7)

April

1	at William & Mary	L, 7-8 (10)
2	Campbell	W, 8-2
3	Virginia Tech	L, 6-7
6	at Wake Forest*	L, 3-4 (7)
	at Wake Forest*	W, 4-2 (10)
7	at Wake Forest*	W, 6-2
9	Richmond	L, 1-12
10	Virginia Tech	W, 5-2
12	at North Carolina*	W, 1-3
13	at North Carolina*	L, 4-6
14	at North Carolina*	W, 7-1
16	at James Madison	L, 1-4
17	at Virginia Tech	L, 5-11
18	at Liberty	L, 2-6
19	NC State*	W, 8-4
20	NC State*	W, 6-2
21	NC State*	L, 1-2
22	Towson State	L, 4-6
23	at George Mason	W, 4-1
24	at Richmond	W, 5-4 (10)
26	Maryland*	L, 3-5
27	Maryland*	W, 7-2
28	Maryland*	L, 4-5
29	William and Mary	W, 8-1
30	Old Dominion	L, 6-9
May		
11	NC State# (14)	W, 4-3
13	Georgia Tech# (14)	L, 3-9
	North Carolina# (14)	W, 5-1
14	Clemson# (14)	L, 4-7 (11)

## 1992 (21-30)

**COACH: Dennis Womack**

February

22	at VMI	W, 14-5
23	Marshall	W, 7-5 (7)
27	Richmond	L, 3-6
28	at William and Mary	W, 8-7
29	MD-Eastern Shore	W, 11-2 (7)
	MD-Eastern Shore	W, 16-6 (7)

March

1	MD-Eastern Shore	W, 15-0 (8)
2	at Liberty	W, 13-5
3	at George Mason	W, 7-3
4	at Old Dominion	L, 0-3

6	William and Mary	L, 1-8 (6)
7	Seton Hall	W, 5-4
8	Seton Hall	L, 0-2 (7)
	Seton Hall	W, 5-4 (10)
13	at Georgia Tech*	L, 3-4 (7)
	at Georgia Tech*	L, 4-10 (7)
14	at Georgia Tech*	L, 4-5 (10)
15	at Davidson	L, 2-5
16	at UNC Greensboro	W, 10-4
17	at Campbell	L, 1-4
19	Liberty	L, 5-6
20	Clemson*	L, 6-8
21	Clemson*	L, 3-5
22	Clemson*	L, 2-8
24	Florida State*	L, 3-4
25	Florida State*	L, 7-13
27	at Duke*	W, 4-2 (10)
28	at Duke*	L, 3-8
29	at Duke*	L, 1-3
31	at Richmond	W, 5-3

April

3	Wake Forest*	L, 7-14
4	Wake Forest*	L, 3-8
5	Wake Forest*	L, 2-6
6	at VCU	W, 5-4 (10)
8	Virginia Tech	W, 4-3
10	North Carolina*	L, 5-7
11	North Carolina*	L, 4-5
12	North Carolina*	W, 13-3
13	VMI	W, 12-1
14	James Madison	W, 6-3
15	Virginia Tech	L, 3-12
17	at NC State*	W, 5-1
18	at NC State*	L, 3-6
19	at NC State*	L, 1-2
22	at Virginia Tech	L, 4-6
25	at Maryland*	L, 6-8
	at Maryland*	L, 1-11 (7)
27	George Mason	W, 5-2
28	Old Dominion	W, 4-1
May		
9	Clemson# (14)	L, 2-3 (10)
10	Duke# (14)	L, 9-12

## 1993 (21-30)

**COACH: Dennis Womack**

February

20	Marshall	W, 4-2 (7)
	Marshall	W, 8-1 (7)
23	VMI	W, 6-3
24	VCU	W, 8-4 (8)
25	at VCU	L, 4-8

March

2	at Richmond	L, 2-8
3	James Madison	L, 1-2
6	Seton Hall	L, 11-12
7	Seton Hall	W, 9-1
	Seton Hall	W, 7-6
9	at William and Mary	W, 13-8
10	at Liberty	W, 6-2
12	at Clemson*	L, 1-15
16	at Florida State*	L, 5-10
17	at Florida State*	L, 0-11
18	at Florida State*	L, 1-8
20	at Georgia	L, 2-3
21	at Georgia	L, 13-14
25	George Mason	W, 13-4
26	Georgia Tech*	L, 3-6 (10)
28	Georgia Tech*	W, 3-2 (7)
	Georgia Tech*	L, 5-7 (7)
30	Old Dominion	L, 2-6 (7)
	Old Dominion	L, 3-6 (7)
31	Liberty	W, 4-2

April

2	at Wake Forest*	W, 11-10
3	at Wake Forest*	W, 13-9 (13)
4	Wake Forest*	L, 6-7 (10)
6	Richmond	L, 3-9
7	at Virginia Tech	L, 1-6
9	at North Carolina*	L, 4-9
10	at North Carolina*	L, 1-4
11	at North Carolina*	L, 2-9
14	Virginia Tech	W, 6-2
17	NC State*	L, 2-4 (7)
	NC State*	L, 2-8 (7)
18	NC State*	L, 3-8
20	William and Mary	L, 5-9
23	Maryland*	W, 10-5
24	Maryland*	L, 1-4
25	Maryland*	W, 11-5
27	at James Madison	L, 4-6
29	Duke*	W, 1-0
30	Duke*	L, 3-4
May		
1	Duke*	W, 5-1



# YEAR-BY-YEAR RESULTS

17	at North Carolina*	L, 0-5
18	North Carolina*	L, 11-12 (10)
19	at North Carolina*	L, 5-6
22	VCU	W, 9-3
24	NC State*	L, 5-7
25	NC State*	W, 10-8
26	NC State*	L, 4-8
28	at Richmond	L, 7-8
29	Old Dominion	L, 2-13
31	at Wake Forest*	L, 4-9

April		
1	at Wake Forest*	L, 1-2
2	at Wake Forest*	L, 2-3
4	Richmond	W, 13-11
7	at Clemson*	L, 4-5
8	at Clemson*	L, 0-9
9	at Clemson*	L, 2-5
11	William & Mary	W, 7-4
13	at VMI	L, 4-6
14	Maryland*	W, 13-0
15	Maryland*	L, 5-13
16	Maryland (21)*	L, 6-10
19	Virginia Tech	W, 8-7
21	Georgia Tech*	W, 2-1
22	Georgia Tech*	L, 13-18
23	Georgia Tech*	W, 4-1
26	at Virginia Tech	W, 13-5
27	Duke*	W, 8-7
28	Duke*	W, 5-1
29	Duke*	W, 4-3

May		
1	at Liberty	W, 13-1
12	Radford	W, 9-7
13	George Mason	W, 11-3
13	George Mason	L, 4-7 (7)
17	Florida State# (14)	L, 0-6
18	Georgia Tech# (14)	L, 2-3

## 1996 (44-21)

### NCAA South I Regional

#### COACH: Dennis Womack

CAPTAIN: Justin Counts, Donnie Seward, Craig Zaikov

#### February

19	Old Dominion	W, 3-2
21	VCU	W, 9-7
23	at Arizona State	L, 3-17
24	at Arizona State	W, 7-4
25	at Arizona State	L, 2-7
28	Liberty	W, 7-2

#### March

2	Seton Hall	W, 8-0
2	Seton Hall	W, 4-0
3	Seton Hall	W, 21-6
4	Norfolk State	W, 17-4
6	at Liberty	L, 4-5
9	at NC State*	W, 12-1
10	at NC State*	L, 3-9
10	at NC State*	L, 0-1 (7)
11	Fairfield (4)	W, 3-1 (7)
11	at NC A&T	W, 6-0 (7)
13	at UNC Charlotte	W, 5-2 (7)
13	at UNC Charlotte	L, 5-11 (7)
16	at Georgia Tech*	L, 6-7
16	at Georgia Tech*	L, 4-5
17	at Georgia Tech*	L, 5-13
21	Coppin State	W, 12-3
23	North Carolina*	W, 15-0
24	North Carolina*	L, 4-5
25	North Carolina*	W, 9-7
27	at James Madison	W, 3-2
29	Clemson*	L, 1-8
30	Clemson*	W, 3-2
31	Clemson*	L, 3-9

#### April

2	at Radford	W, 6-1
3	at George Mason	W, 10-1
5	at Duke*	W, 3-2
6	at Duke*	L, 3-5
7	at Duke*	L, 0-3 (7)
9	James Madison	W, 5-3 (10)
10	Howard	W, 12-3
12	at Maryland*	W, 12-6
13	at Maryland*	W, 6-1
14	at Maryland*	L, 3-12
16	at Richmond	W, 8-7
17	Virginia Tech (22)	W, 2-1 (10)
19	Wake Forest*	W, 6-0
20	Wake Forest*	W, 8-4
21	Wake Forest*	W, 2-1
22	VMI	W, 9-4
23	Richmond	L, 9-13
25	Virginia Tech	W, 8-1
27	East Carolina	W, 7-4
28	East Carolina	W, 6-5

29	at VCU	W, 5-3
30	at G. Washington	W, 3-0
May		
10	Florida State*	L, 0-6
11	Florida State*	W, 9-7
12	Florida State*	L, 3-6
15	NC State# (13)	W, 5-1
16	Florida State# (13)	W, 3-2
17	Clemson# (13)	W, 4-2
18	Georgia Tech# (13)	W, 8-4
18	Florida State# (13)	L, 2-8
19	Florida State# (13)	W, 12-1
23	Notre Dame+ (23)	L, 1-12
24	Princeton+ (23)	W, 12-2
25	Notre Dame+ (23)	W, 7-1
25	Stetson+ (23)	W, 5-4
26	at Alabama+ (23)	L, 8-18

## 1997 (32-22)

### COACH: Dennis Womack

#### February

16	vs. Penn State	W, 12-4
16	at UNCW	W, 11-3
17	at UNCW	W, 15-8
18	at William & Mary	W, 11-2
22	Seton Hall	W, 11-10 (11)
22	Seton Hall	W, 5-4 (7)
23	Seton Hall	L, 6-13
26	Radford	W, 9-4
27	Norfolk State	W, 8-3

#### March

1	at East Carolina	L, 10-13
1	at East Carolina	W, 6-5 (7)
2	at East Carolina	W, 15-2
4	Liberty	W, 8-5
5	Howard	W, 8-5
7	at Florida State*	L, 2-8
8	at Florida State*	W, 6-4
9	at Florida State*	L, 2-20
10	at Mercer	L, 3-5
11	at Mercer	W, 9-4
12	at Georgia College	W, 5-3
14	at Clemson*	L, 2-3
15	at Clemson*	L, 1-6
16	at Clemson*	L, 3-7
20	Coppin State	W, 15-1
21	NC State*	W, 6-1
22	NC State*	L, 3-0
23	NC State*	W, 5-4
25	at VMI	W, 13-3
26	William & Mary	W, 14-4
27	at Old Dominion	L, 5-9

#### April

1	George Mason	W, 11-8
2	at JMU	W, 12-8
4	at Wake Forest*	L, 4-8
5	at Wake Forest*	L, 3-11
6	at Wake Forest*	W, 7-6
8	Richmond	L, 3-8
9	at Virginia Tech	W, 14-11
11	Georgia Tech*	L, 2-8
13	Georgia Tech*	L, 2-4 (7)
13	Georgia Tech*	W, 10-8 (7)
15	at Richmond	L, 4-9
16	James Madison	L, 9-11 (12)
18	at North Carolina*	L, 4-6
19	at North Carolina*	W, 13-2
20	at North Carolina*	L, 9-11 (12)
22	VCU	W, 11-7
25	Duke*	L, 1-4
26	Duke*	W, 3-0
29	at VCU	W, 5-2

#### May

10	Maryland*	W, 11-1
10	Maryland*	W, 5-4 (8)
11	Maryland*	W, 15-6
14	vs. NC State# (25)	L, 2-4
15	vs. Duke# (25)	L, 3-16

## 1998 (28-26-1)

### COACH: Dennis Womack

#### February

13	vs. Rice	W, 3-2
14	vs. S. Alabama	L, 5-8
15	vs. Oklahoma State	W, 4-2
21	Penn State	W, 5-2
21	Penn State	W, 9-2
22	Penn State	W, 8-4
25	VMI	W, 13-7
28	Seton Hall	W, 5-4
28	Seton Hall	W, 9-2

#### March

1	Seton Hall	W, 10-5
4	William & Mary	W, 18-4
6	at Georgia Tech	L, 3-5

7	at Georgia Tech*	L, 4-27
10	at Liberty	W, 11-8
11	Liberty	W, 8-4
13	at Duke*	L, 4-7
14	at Duke*	L, 10-13
15	at Duke*	L, 6-9
17	Coppin State	W, 14-0 (7)
21	at NC State*	L, 2-14
22	at NC State*	L, 5-6
22	at NC State*	W, 9-7 (7)
24	at James Madison	W, 11-3
25	Old Dominion	L, 6-7
27	North Carolina*	L, 5-6
28	North Carolina*	W, 18-5
29	North Carolina*	W, 12-7
31	VCU	L, 3-6

#### April

2	at Richmond	T, 11-11
3	Clemson*	L, 7-9
4	Clemson*	W, 7-6
5	Clemson*	L, 6-15
7	at George Mason	L, 8-9
8	Virginia Tech	W, 4-3
10	at Maryland*	L, 4-7
11	at Maryland*	L, 3-10
12	at Maryland*	W, 9-1
14	Richmond	W, 9-7
15	at Virginia Tech	L, 5-10
16	at William & Mary	W, 5-1
18	St. John's	L, 3-6
18	St. John's	W, 4-1 (7)
20	at Radford	W, 14-3
21	James Madison	W, 8-7
22	at Virginia Tech	W, 3-2
24	Wake Forest*	L, 2-3
25	Wake Forest*	L, 4-13
26	Wake Forest*	L, 7-13
28	at VCU	W, 11-7

#### May

9	Florida State*	L, 4-5
9	Florida State*	L, 2-11
9	Florida State*	L, 6-9
12	vs. Maryland# (13)	W, 9-4 (10)
13	vs. Florida State# (13)	L, 1-4
14	vs. NC State# (13)	L, 1-4

## 1999 (21-35)

### COACH: Dennis Womack

#### January

29	vs. Jacksonville	L, 2-13
30	vs. Auburn	L, 2-11
31	vs. Oklahoma	W, 12-4

#### February

12	at The Citadel	W, 5-1
13	vs. East Carolina	L, 0-12
14	vs. VCU	L, 2-7
20	Penn State	W, 6-3
20	Penn State	W, 4-3 (7)
21	Penn State	L, 2-4
24	at Old Dominion	L, 0-1
27	Seton Hall	L, 0-8
27	Seton Hall	L, 2-10

#### March

2	William & Mary	L, 5-8
4	Radford	W, 5-2
6	Rhode Island	W, 10-3 (7)
6	Rhode Island	W, 13-5
7	Rhode Island	W, 7-0
12	at Florida State*	L, 3-10
13	at Florida State*	L, 1-2
14	at Florida State*	L, 3-11
16	at UNC Greensboro	L, 4-8
17	at UNC Greensboro	L, 8-11
19	Duke*	W, 15-5
20	Duke*	W, 15-3
23	at Liberty	L, 4-5
24	George Mason	L, 3-6
26	NC State*	L, 1-2
27	NC State*	L, 3-8
28	NC State*	W, 9-6
31	Richmond	W, 6-5

#### April

2	Georgia Tech*	W, 7-6 (14)
3	Georgia Tech*	L, 6-7
4	Georgia Tech*	W, 6-5
6	at Richmond	L, 3-8
7	VCU	W, 14-1 (7)
9	at Wake Forest*	L, 2-11
10	at Wake Forest*	L, 8-14
11	at Wake Forest*	L, 4-5
14	at Virginia Tech	L, 9-13
16	at North Carolina*	L, 9-10
17	at North Carolina*	L, 2-3
18	at North Carolina*	L, 5-6
20	at VCU	L, 2-4

21	Virginia Tech	L, 7-11
23	Maryland*	W, 9-5
24	Maryland*	W, 15-3
25	Maryland*	L, 1-5
27	Liberty	W, 11-6

#### May

1	at Clemson*	W, 9-3
1	at Clemson*	L, 4-5 (11)
2	at Clemson*	L, 5-12
4	at George Mason	L, 9-15
15	at James Madison	W, 13-2
16	James Madison	W, 5-4
19	vs. Wake Forest# (13)	L, 3-4
20	vs. NC State# (13)	L, 6-9

## 2000 (26-31-1)

### COACH: Dennis Womack

#### February

12	at Louisiana State	L, 0-8
12	at Louisiana State	L, 2-13
13	at Louisiana State	L, 4-13
16	Old Dominion	T, 14-14 (8)
22	George Mason	L, 4-6
23	at Liberty	L, 5-6
25	Liberty	L, 6-9 (8)
26	Bucknell	W, 6-1 (7)
26	Bucknell	W, 5-4 (7)
27	Bucknell	W, 13-2
29	at William & Mary	L, 3-9

#### March

2	at George Mason	W, 4-3
4	Seton Hall	W, 4-1 (7)
4	Seton Hall	L, 4-8
5	Seton Hall	W, 7-4
6	at VCU	W, 8-7
8	at James Madison	L, 6-14
11	Eastern Michigan	W, 7-6
11	Eastern Michigan	L, 4-6 (7)
12	Eastern Michigan	W, 12-4
14	Princeton	W, 11-5
15	Princeton	W, 5-2
17	at NC State*	L, 13-16
18	at NC State*	L, 2-4
19	at NC State*	W, 3-1
24	Wake Forest*	L, 0-4
25	Wake Forest*	W, 10-9
26	Wake Forest*	W, 15-13
28	at Richmond	W, 11-2
29	Virginia Tech	L, 3-7

#### April

1	Florida State*	L, 6-9
2	Florida State*	W, 2-1
2	Florida State*	L, 4-10
4	Richmond	W, 11-2
7	at Duke*	W, 10-4
8	at Duke*	W, 12-3
9	at Duke*	L, 1-10
14	at Georgia Tech*	L, 4-8
15	at Georgia Tech*	L, 1-5
16	at Georgia Tech*	L, 6-12
19	at Virginia Tech	L, 6-7 (10)
21	North Carolina*	W, 6-5
22	North Carolina*	L, 4-5
23	North Carolina*	W, 10-6
24	James Madison	L, 1-3
26	UNC Greensboro	W, 1-0 (7)
26	UNC Greensboro	L, 5-15 (7)
28	at Maryland*	L, 2-4
29	at Maryland*	W, 13-10
30	at Maryland*	W, 9-4

#### May

2	vs. Virginia Tech (22)	W, 5-4
13	Clemson*	L, 7-9
13	Clemson*	W, 11-0
14	Clemson*	L, 9-20
17	vs. Clemson# (24)	L, 5-9



# YEAR-BY-YEAR RESULTS

23	Liberty	W, 5-3
26	at Georgia Tech*	W, 5-1
27	at Georgia Tech*	L, 2-3 (12)
28	at Georgia Tech*	L, 3-9
30	Virginia Tech	W, 8-7 (10)
May		
11	Clemson*	L, 4-15
12	Clemson*	L, 2-15
13	Clemson*	L, 3-5
15	at Penn State	W, 12-4 (7)
15	at Penn State	L, 11-12 (7)
17	at NC State*	L, 2-10
18	at NC State*	L, 7-12
18	at NC State*	L, 8-10
22	vs. N. Carolina# (22)	L, 10-11
23	vs. NC State# (22)	L, 5-6 (10)

## 2003 (29-25)

COACH: Dennis Womack

### February

14	at Auburn	L, 13-14
15	at Auburn	L, 3-5
16	at Auburn	L, 5-7
24	at Liberty	W, 15-5

### March

2	at Radford	W, 11-0
3	at Richmond	L, 1-2
3	at Richmond	L, 1-2 (7)
4	James Madison	W, 3-2
5	Navy	W, 12-1
7	Charlotte	W, 3-2
8	Charlotte	W, 3-2
9	Charlotte	W, 11-5
11	UNC Greensboro	W, 12-5
12	UNC Greensboro	W, 14-6
14	at Florida State*	L, 1-9
15	at Florida State*	L, 0-4
16	at Florida State*	L, 4-5 (12)
19	William & Mary	W, 6-0
21	Duke*	W, 13-1
22	Duke*	W, 9-2
23	Duke*	W, 6-0
25	James Madison	W, 13-3
26	at James Madison	W, 5-4
28	Maryland*	W, 6-0
29	Maryland*	W, 4-2

### April

1	Richmond	W, 11-4
2	Liberty	W, 3-0
4	at Clemson*	L, 4-9
5	at Clemson*	W, 4-1
6	at Clemson*	L, 2-9
11	Miami	L, 1-6
12	Miami	L, 4-10
13	Miami	W, 17-2 (7)
15	Old Dominion	W, 8-3
16	at Virginia Tech	L, 3-5
19	NC State*	L, 1-7

19	NC State*	L, 2-3
20	NC State*	W, 8-3
22	George Mason	L, 3-4
23	vs. Virginia Tech	W, 10-7
25	at Wake Forest*	L, 1-2
26	at Wake Forest*	W, 13-2
27	at Wake Forest*	W, 6-4
29	at VCU	L, 3-5
May		
9	Georgia Tech*	L, 0-7
10	Georgia Tech*	L, 2-5
11	Georgia Tech*	L, 0-1
12	VCU	L, 1-7
16	at North Carolina*	W, 6-4
16	at North Carolina*	L, 3-4 (10)
17	at North Carolina*	W, 7-5 (10)
22	vs. NC State# (22)	L, 6-10
23	vs. Wake Forest# (22)	W, 12-11 (10)
24	vs. Florida State# (22)	L, 0-2

## 2004 (44-15)

### NCAA Tournament

COACH: Brian O'Connor

### February

13	at NC A&T	W, 10-7
14	at NC A&T	W, 9-3
15	at NC A&T	W, 12-5
19	Maryland-ES	W, 15-2
21	Penn State	W, 7-1
22	Penn State	L, 3-8
24	James Madison	W, 10-1
27	Seton Hall	W, 3-2
28	Seton Hall	W, 17-1
29	Seton Hall	W, 4-3

### March

2	at Richmond	W, 14-6
5	Central Conn.	W, 17-1
6	Central Conn.	W, 10-0
7	Central Conn.	W, 9-4
8	Quinnipiac	L, 11-13
10	at UNC Greensboro	W, 9-1
12	at Georgia Tech*	W, 4-3
13	at Georgia Tech*	W, 2-1
14	at Georgia Tech*	W, 8-5 (10)
17	at Old Dominion	L, 4-5
19	North Carolina*	L, 3-5 (11)
20	North Carolina*	L, 4-8
21	North Carolina*	W, 6-2
24	at George Mason	W, 9-5
26	at NC State*	W, 9-2
27	at NC State*	L, 1-12
28	at NC State*	L, 7-8
30	Brown	W, 13-2 (7)
31	Brown	W, 11-4

### April

2	at Duke*	W, 8-1
3	at Duke*	W, 6-5
4	at Duke*	W, 3-1

6	at William & Mary	W, 11-9
9	Clemson*	W, 5-1
10	Clemson*	W, 4-3
10	Clemson*	W, 3-1
16	at Maryland	W, 5-3
17	at Maryland	W, 7-6 (11)
18	at Maryland	W, 2-1 (11)
20	Norfolk State	W, 8-3
21	Virginia Tech	W, 21-10
23	at Miami	L, 0-8
24	at Miami	L, 3-22
25	at Miami	W, 4-3
27	Radford	W, 3-2
May		
7	Florida State*	L, 0-8
8	Florida State*	W, 15-2
9	Florida State*	L, 1-4
12	Wake Forest*	W, 5-4 (10)
14	Wake Forest*	W, 11-7
15	Wake Forest*	W, 8-6
18	at Liberty	W, 6-4
19	Liberty	W, 5-4
26	vs. Duke# (22)	L, 4-6
27	vs. NC State# (22)	L, 5-6
June		
5	Princeton+	L, 2-4
5	vs. George Mason+	W, 7-2
6	vs. Princeton+	W, 9-0
6	Vanderbilt+	L, 3-7

## 2005 (41-20)

### NCAA Tournament

COACH: Brian O'Connor

### February

11	at UNC Wilmington	L, 2-5
12	at UNC Wilmington	W, 2-0
13	at UNC Wilmington	W, 7-4
16	at Old Dominion	L, 6-9
18	Bucknell	W, 7-2
19	Bucknell	W, 2-0
19	Bucknell	W, 13-3
23	Old Dominion	W, 8-0
26	Fordham	W, 5-0
26	Fordham	W, 13-3
27	Fordham	L, 2-3

### March

4	at Wake Forest*	L, 8-11
5	at Wake Forest*	L, 8-15
6	at Wake Forest*	L, 7-6
8	Longwood	W, 8-0
9	James Madison	W, 13-2
11	Marist	W, 3-0
12	Marist	W, 10-5
13	Marist	W, 6-0
16	Coppin State	W, 15-1
18	Maryland	W, 4-1
19	Maryland	W, 6-5
20	Maryland	W, 5-2

27	at Virginia Tech*	W, 8-5
30	VMI	W, 2-1
April		
1	at North Carolina*	L, 7-8 (14)
2	at North Carolina*	L, 5-10
3	at North Carolina*	L, 2-3 (11)
5	at Liberty	W, 10-2
8	NC State*	W, 2-0
9	NC State*	L, 0-6
10	NC State*	L, 2-3
12	Norfolk State	W, 13-1
13	Maryland-ES	W, 15-1 (7)
13	Maryland-ES	W, 6-0 (7)
15	at Clemson*	L, 4-13
16	at Clemson*	L, 2-3
17	at Clemson*	W, 9-2
20	Longwood	W, 5-1
22	Georgia Tech*	W, 4-2
23	Georgia Tech*	W, 9-2
24	Georgia Tech*	W, 2-1
27	William & Mary	W, 9-4
29	at Florida State*	L, 1-8
May		
1	at Florida State*	W, 6-2
1	at Florida State*	L, 2-7
3	Richmond	W, 11-0
13	Miami*	L, 6-7
14	Miami*	L, 0-1
15	Miami*	W, 4-3
16	N.C. A&T	W, 2-0
17	at James Madison	W, 10-2
19	Duke*	W, 7-1
20	Duke*	W, 7-2
21	Duke*	W, 10-4
25	vs. Clemson# (17)	W, 8-1
26	vs. NC State# (17)	W, 12-2 (7)
28	vs. Clemson# (17)	W, 5-4
29	vs. Ga. Tech# (17)	L, 3-4

### June

3	vs. St. John's+ (26)	L, 3-5
4	vs. Ohio State+ (26)	L, 1-2
2006 (47-15)		
NCAA Tournament		
COACH: Brian O'Connor		
February		
10	vs. The Citadel	W, 5-3
12	at Coastal Carolina	W, 8-3
15	Old Dominion	L, 1-5
17	Towson	W, 7-0
18	Towson	W, 7-2
19	Towson	W, 13-3
21	VCU	W, 7-1
24	vs. George Mason	W, 9-7
25	vs. Gardner-Webb	W, 6-2
26	at C of Charleston	L, 6-7 (17)
28	G. Washington	W, 11-5

March		
3	Saint Joseph's	W, 21-0
4	Saint Joseph's	W, 15-1
5	Saint Joseph's	W, 14-3
7	UMES	W, 20-3
7	UMES	W, 15-0
10	at Georgia Tech*	L, 2-8
11	at Georgia Tech*	L, 6-7
12	at Georgia Tech*	W, 6-3
15	Dayton	W, 10-3
17	Clemson*	W, 2-1
18	Clemson*	W, 10-2
19	Clemson*	W, 7-4
22	Marshall	W, 12-0
24	Wake Forest*	W, 3-2
25	Wake Forest*	L, 2-3
26	Wake Forest*	W, 10-2
28	Coppin State	W, 12-1
29	Norfolk State	W, 13-2
31	at NC State*	L, 2-10

### April

1	at NC State*	L, 9-10
2	at NC State*	L, 1-8
5	at Richmond	W, 5-0
7	at Duke*	L, 3-4
8	at Duke*	W, 7-3
9	at Duke*	W, 6-4
12	Longwood	W, 6-4
14	Boston College*	W, 5-3
15	Boston College*	W, 4-4
16	Boston College*	W, 5-0
18	VMI	W, 5-0
21	at Miami*	W, 8-2
22	at Miami*	W, 15-7
23	at Miami*	L, 8-9 (10)
26	Richmond	W, 8-3
28	at Maryland*	W, 6-0
29	at Maryland*	W, 8-0
30	at Maryland*	W, 7-5

### May

2	Mount St. Mary's	W, 6-3
12	North Carolina*	W, 4-1
13	North Carolina*	L, 0-5
14	North Carolina*	W, 9-2
16	at Old Dominion	W, 11-10
18	Virginia Tech*	W, 4-2
19	Virginia Tech*	W, 6-0
20	Virginia Tech*	W, 11-7
24	vs. Florida St.# (17)	W, 6-2
25	vs. NC State# (17)	L, 3-4
26	vs. Florida St.# (17)	L, 0-11 (7)
June		
2	Lehigh+	W, 11-5
3	vs. South Carolina+	L, 2-8
4	Evansville+	L, 4-15



2009 COLLEGE WORLD SERIES



# YEAR-BY-YEAR RESULTS

## 2007 (45-16)

### NCAA Tournament

COACH: Brian O'Connor

#### February

9 vs. Elon	W, 10-3
10 vs. North Florida	W, 10-1
11 at Coastal Carolina	L, 2-3
17 G. Washington	W, 11-0
18 G. Washington	W, 11-1
19 G. Washington	W, 15-2
20 William & Mary	W, 17-2
21 Coppin State	W, 12-0
23 Bucknell	W, 2-0
24 Bucknell	W, 3-0
24 Bucknell	W, 13-2
27 VMI	W, 5-3

#### March

2 Delaware	W, 11-2
3 Delaware	W, 10-4
4 Delaware	W, 3-2
6 at James Madison	W, 6-5
9 at Wake Forest*	L, 3-8
10 at Wake Forest*	W, 13-5
11 at Wake Forest*	L, 6-7
13 Niagara	W, 29-2
17 at North Carolina*	W, 7-2 (11)
18 at North Carolina*	W, 9-6
18 at North Carolina*	L, 4-9
20 at Richmond	W, 11-1
23 Miami*	W, 4-1
24 Miami*	W, 3-0
25 Miami*	L, 2-4
27 George Mason	W, 17-6
28 Longwood	W, 4-3
30 at Virginia Tech*	W, 3-1
31 at Virginia Tech*	W, 11-4

#### April

1 at Virginia Tech*	W, 8-5
3 at VMI	L, 2-5
6 Duke*	W, 4-0
7 Duke*	L, 9-13
8 Duke*	W, 8-1
10 at VCU	W, 8-1
13 Georgia Tech*	L, 1-2 (11)
14 Georgia Tech*	W, 7-6
17 Richmond	W, 12-5
20 at Clemson*	W, 5-3
21 at Clemson*	W, 3-0
22 at Clemson*	L, 1-2
25 James Madison	L, 6-7 (14)
27 Maryland*	W, 14-0
28 Maryland*	W, 3-2 (10)
29 Maryland*	W, 4-0

#### May

1 VCU	W, 5-4
11 NC State*	W, 4-2
12 NC State*	L, 7-10
13 NC State*	L, 6-8
15 Coastal Carolina	L, 7-11
17 at Boston College*	W, 5-4 (10)
19 at Boston College*	W, 11-3
23 vs. NC State# (17)	W, 6-1
24 vs. Georgia Tech# (17)	W, 4-1
26 vs. N. Carolina# (17)	L, 0-5

#### June

1 Lafayette+	W, 5-1
2 Oregon State+	W, 7-4 (13)
4 Oregon State+	L, 3-5
5 Oregon State+	L, 3-7

## 2008 (39-23)

### NCAA Tournament

COACH: Brian O'Connor

#### February

23 Lehigh	W, 5-1
Lehigh	W, 4-1
24 Lehigh	W, 12-1
Lehigh	W, 6-1
27 Old Dominion	W, 7-3
28 Coppin State	W, 27-1
29 Siena	W, 17-2

#### March

1 Cornell	W, 12-2
Siena	W, 7-4
2 Cornell	W, 12-3
8 at NC State*	W, 5-3 (10)
at NC State*	L, 0-2
9 at NC State*	L, 2-4
11 Radford	W, 8-2
12 Navy	W, 11-5
14 at Duke*	L, 8-9
15 at Duke*	W, 10-1
16 at Duke*	L, 1-4
18 Stony Brook	W, 3-0
Stony Brook	W, 6-4
21 Boston College*	W, 7-3
22 Boston College*	W, 5-4 (10)
23 Boston College*	W, 8-6
25 VCU	W, 5-3
26 G. Washington	L, 5-17
28 Virginia Tech*	W, 10-1
29 Virginia Tech*	W, 9-2
30 Virginia Tech*	W, 2-1

#### April

1 Towson	W, 9-8
2 Towson	L, 6-7

4 at Florida State*	L, 3-10
6 at Florida State*	L, 2-3 (10)
at Florida State*	L, 2-3 (10)
8 Longwood	W, 6-0
9 Liberty	W, 7-3
11 at Maryland*	W, 11-6
12 at Maryland*	W, 5-4
13 at Maryland*	W, 11-4
15 Coastal Carolina	L, 3-8
18 Wake Forest*	W, 4-2
19 Wake Forest*	L, 3-14
20 Wake Forest*	W, 3-2 (11)
22 Georgetown	W, 9-1
23 William & Mary	L, 5-6
25 at Miami*	L, 0-1
26 at Miami*	L, 3-4 (10)
27 at Miami*	L, 0-10
29 Mount St. Mary's	W, 11-1

#### May

9 North Carolina*	L, 3-9
10 North Carolina*	L, 2-5
11 North Carolina*	W, 5-4 (6)
13 VMI	W, 6-5 (11)
15 Georgia Tech*	W, 4-2
16 Georgia Tech*	L, 8-14
17 Georgia Tech*	L, 7-9
21 vs. N. Carolina# (17)	W, 8-7 (11)
23 vs. Florida State# (17)	W, 5-3
24 vs. Wake Forest# (17)	L, 4-7
25 vs. Miami# (17)	L, 4-8
30 vs. UCLA+ (29)	L, 2-3
31 vs. Rider+ (29)	W, 8-2

#### June

1 vs. Cal St. Fullerton+ (29)	L, 1-4
-------------------------------	--------

## 2009 (49-15-1)

### ACC Champions

### NCAA College World Series

COACH: Brian O'Connor

#### February

20 Bucknell	W, 12-0
21 Bucknell	W, 7-0
Bucknell	W, 6-1
22 Bucknell	W, 11-1
24 William & Mary	W, 11-1
27 Fordham	W, 6-2
Delaware	W, 11-4
28 Fordham	W, 7-3

#### March

4 George Washington	W, 17-4
6 at Wake Forest*	W, 18-2
7 at Wake Forest*	W, 8-6
8 at Wake Forest*	W, 21-5

10 Navy	W, 17-1
11 VMI	W, 10-3
13 Florida State*	W, 15-2
17 Marshall	W, 5-4
18 Canisius	W, 11-3
Wagner	W, 5-2
20 Miami*	W, 9-4
21 Miami*	L, 3-4
22 Miami*	L, 5-7 (8)
24 Towson	W, 13-4
25 Towson	W, 7-5
27 at North Carolina*	L, 3-4
28 at North Carolina*	W, 5-2
29 at North Carolina*	L, 5-6
31 vs. Radford (22)	W, 12-2

#### April

1 Norfolk State	W, 6-2
3 Maryland*	W, 7-4
4 Maryland*	L, 7-8
5 Maryland*	W, 17-2
7 Stony Brook	W, 8-0
8 Stony Brook	L, 2-6
11 at Georgia Tech*	L, 6-7
at Georgia Tech*	W, 11-10
12 at Georgia Tech*	T, 4-4
17 at Boston College*	W, 8-3
18 at Boston College*	L, 6-9
19 at Boston College*	W, 2-0
21 at VCU	W, 8-1
22 Georgetown	W, 9-3
24 NC State*	W, 6-2
25 NC State*	W, 6-3
26 NC State*	L, 6-7
28 Liberty	W, 5-2

#### May

8 Duke*	L, 4-11
9 Duke*	W, 10-9
10 Duke*	W, 12-1
12 VCU	W, 4-1
14 at Virginia Tech*	L, 4-5 (10)
15 at Virginia Tech*	L, 8-9
16 at Virginia Tech*	W, 6-4
21 vs. Clemson (13) #	W, 6-5
22 vs. UNC (13) #	W, 11-1 (8)
23 vs. Duke (13) #	W, 11-7
24 vs. Florida St. (13) #	W, 6-3
29 vs. San Diego St. (30)+	W, 5-1
30 vs. UC Irvine (30)+	W, 5-0
31 vs. UC Irvine (30)+	W, 4-1

#### June

5 vs. Ole Miss (31)^	L, 3-4 (12)
6 vs. Ole Miss (31)^	W, 4-3
7 vs. Ole Miss (31)^	W, 5-1

13 vs. LSU (32)*	L, 5-9
15 vs. Cal St. Fullerton (32)*	W, 7-5
17 Arkansas (32)*	L, 3-4 (12)

## 2010 (51-14)

### ACC Coastal Division Champions

### NCAA Charlottesville Regional

### Champions

COACH: Brian O'Connor

#### February

19 at East Carolina	W, 6-2
20 at East Carolina	L, 1-6
21 at East Carolina	W, 14-11
24 George Washington	W, 5-2
26 Rhode Island	W, 13-0
27 Rhode Island	W, 22-2
28 Rhode Island	W, 8-5

#### March

5 Wright State	L, 1-2
6 Dartmouth	W, 14-3
7 Dartmouth	W, 11-5
7 Wright State	W, 13-3
10 at William & Mary	W, 12-6
12 at Florida State*	W, 5-0
13 at Florida State*	W, 9-8
14 at Florida State*	L, 8-9
16 William & Mary	W, 9-1
17 at James Madison	W, 6-3
19 Boston College*	W, 7-1
20 Boston College*	W, 4-3
21 Boston College*	W, 11-1
23 Marshall	W, 6-3
26 Clemson*	W, 4-3
27 Clemson*	L, 5-8
27 Clemson*	W, 3-1
30 Towson	W, 8-5
31 Towson	W, 17-4

#### April

2 at NC State*	L, 5-6 (11)
3 at NC State*	W, 8-4
4 at NC State*	L, 6-7
6 James Madison	W, 9-4
7 Radford	W, 12-2
9 Georgia Tech*	W, 7-4
10 Georgia Tech*	L, 7-9
11 Georgia Tech*	W, 9-1
14 at VMI	L, 3-12
16 Virginia Tech*	W, 4-2
17 Virginia Tech*	W, 8-2
18 Virginia Tech*	L, 5-8
20 Richmond	W, 11-3
21 George Mason	W, 10-3
23 at Maryland*	W, 5-1
23 at Maryland*	W, 27-4

# YEAR-BY-YEAR RESULTS

24	at Maryland*	W, 11-2
27	Coastal Carolina	W, 6-3
28	Georgetown	W, 10-5
30	at Duke (13)*	W, 12-3

May		
1	at Duke (13)*	W, 11-1
2	at Duke (13)*	W, 10-6
4	VCU	W, 10-5
15	North Carolina*	W, 3-2
15	North Carolina*	W, 5-1
16	North Carolina*	W, 5-3
20	at Miami*	L, 4-5 (11)
21	at Miami*	W, 3-1
22	at Miami*	W, 7-4
26	vs. Boston College (4) #	W, 6-4
27	vs. Florida State (4) #	L, 4-11
29	vs. Miami (4) #	W, 12-8

June		
4	VCU +	W, 15-4
5	Ole Miss +	W, 13-7
6	St. John's +	L, 5-6
7	St. John's +	W, 5-3
12	Oklahoma ^	W, 3-2
13	Oklahoma ^	L, 7-10
14	Oklahoma ^	L, 0-11

## 2011 (56-12)

### ACC Champions

### ACC Coastal Division Champions

### NCAA College World Series

### COACH: Brian O'Connor

February		
18	vs. UAB (16)	W, 6-4
19	at Auburn (16)	W, 13-2
20	vs. Arkansas State (16)	W, 8-2
23	VMI	W, 4-3
25	East Carolina	W, 10-1
26	East Carolina	W, 4-3
27	East Carolina	L, 3-4
March		
1	William and Mary	W, 9-0
2	Niagara	W, 7-0
4	Cornell	W, 12-1
4	Rider	W, 12-0
5	Rider	W, 4-1
5	Cornell	W, 14-2
8	Marshall	W, 1-0
11	at Clemson*	W, 5-0
12	at Clemson*	W, 8-7
13	at Clemson*	W, 7-6
16	James Madison	W, 7-3
18	Florida State*	W, 4-3 (11)
19	Florida State*	W, 5-4 (11)
20	Florida State*	L, 11-12 (10)
22	Towson	W, 6-0
23	Towson	W, 5-0
25	Maryland*	W, 14-1
26	Maryland*	W, 4-2
26	Maryland*	W, 4-2
29	George Washington	W, 2-0

April		
1	at Virginia Tech*	W, 18-3
2	at Virginia Tech*	W, 9-3
3	at Virginia Tech*	W, 10-2
5	Radford	W, 2-0
8	at Georgia Tech*	W, 6-2
9	at Georgia Tech*	W, 12-9
10	at Georgia Tech*	L, 8-10
12	Georgetown	W, 4-0 (5)
13	Coastal Carolina	W, 8-7
15	Duke*	W, 10-0
17	Duke*	W, 3-2 (11)
17	Duke*	W, 18-4
19	at Radford	W, 12-0
20	Richmond	W, 12-1
23	NC State*	L, 2-6
23	NC State*	W, 3-1
24	NC State*	W, 7-6
29	at Boston College*	W, 17-0
30	at Boston College*	L, 4-5 (11)

May		
1	at Boston College*	W, 4-0
3	at VCU	W, 14-3
13	Miami*	L, 2-6
14	Miami*	W, 3-2
15	Miami*	W, 5-4
19	at North Carolina*	L, 0-6
20	at North Carolina*	L, 1-2
21	at North Carolina*	L, 2-3
25	vs. Wake Forest (13)#	W, 13-1 (7)
27	vs. Miami (13)#	W, 6-4
28	vs. N. Carolina (13)#	W, 3-2
29	vs. Florida St. (13)#	W, 7-2

June		
3	Navy +	W, 6-0
4	St. John's +	W, 10-2
5	East Carolina +	W, 13-1
11	UC Irvine ^	W, 6-0
12	UC Irvine ^	L, 5-6
13	UC Irvine ^	W, 3-2
19	vs. California (32)!	W, 6-1
21	vs. S. Carolina (32)!	L, 1-7
23	vs. California (32)!	W, 8-1
24	vs. S. Carolina (32)!	L, 2-3 (13)

## 2012 (39-19-1)

### NCAA Tournament

### COACH: Brian O'Connor

February		
17	vs. Boston College	L, 3-5
18	at Coastal Carolina	W, 9-3
18	vs. James Madison	T, 4-4 (8)
21	William & Mary	W, 6-5 (11)
24	Monmouth	W, 18-4
25	Monmouth	W, 7-1
26	Monmouth	W, 13-1
28	Liberty	L, 0-8
March		
2	Wright State	Cancelled
3	Seton Hall	W, 10-4
3	Wright State	L, 4-5
4	Seton Hall	L, 2-5
6	at James Madison	W, 14-6
9	Virginia Tech*	L, 8-10 (11)
10	Virginia Tech*	W, 4-3
11	Virginia Tech*	W, 6-5
13	Marist	W, 8-5
14	Marist	W, 10-2
17	at Florida State*	L, 3-12
18	at Florida State*	L, 3-4
19	at Florida State*	L, 5-7
21	VMI	W, 12-3
23	Clemson*	W, 6-3
24	Clemson*	W, 5-1
25	Clemson*	W, 5-3
27	Towson	W, 8-0
28	Towson	W, 19-5
30	at NC State*	L, 1-5
31	at NC State*	W, 5-2

April		
1	at NC State*	L, 6-7
4	James Madison	W, 15-5
7	Wake Forest*	W, 9-4
8	Wake Forest*	W, 4-1
9	Wake Forest*	W, 11-2
11	George Washington	W, 16-4
13	North Carolina*	L, 1-2 (10)
14	North Carolina*	L, 2-6
15	North Carolina*	L, 3-5
17	Richmond	W, 7-5
20	at Duke (13)*	L, 3-6
21	at Duke (13)*	W, 12-3
21	at Duke (13)*	W, 10-3
24	Radford	W, 3-2 (11)
25	at VCU	W, 7-5
28	at Miami*	W, 7-3
29	at Miami*	W, 7-4
30	at Miami*	W, 7-4

May		
1	Mount St. Mary's	Cancelled
9	High Point	W, 12-3
11	Georgia Tech*	W, 6-5
12	Georgia Tech*	W, 4-2
13	Georgia Tech*	L, 4-5 (10)
15	VCU	Cancelled
17	at Maryland*	W, 7-6
18	at Maryland*	W, 10-3
19	at Maryland*	L, 5-6
24	vs. Clemson (4)#	W, 3-2
25	vs. Georgia Tech (4)#	L, 5-17 (7)
26	vs. Florida State (4)#	W, 7-0

June		
2	Army +	W, 9-1
3	Appalachian State +	L, 5-6
3	Oklahoma +	L, 4-5

## 2013 (50-12)

### NCAA Charlottesville Regional Champions

### COACH: Brian O'Connor

February		
15	at East Carolina	W, 14-4
16	at East Carolina	W, 13-9
18	Saint Peter's	W, 9-1
19	William & Mary	W, 11-2
22	Toledo	W, 15-0
23	Toledo	W, 5-0
24	Toledo	W, 6-3
27	George Washington	W, 11-0
March		
1	Harvard	W, 3-0
2	Bucknell	W, 11-5
2	Harvard	W, 12-4
3	Bucknell	W, 9-1
9	Maryland*	W, 7-6
9	Maryland*	W, 5-0
10	Maryland*	L, 2-4
13	Liberty	W, 7-2
15	at Clemson*	W, 6-5 (11)
16	at Clemson*	L, 6-7
17	at Clemson*	W, 8-5
19	Yale	W, 14-3
20	Yale	W, 10-0
23	NC State*	W, 8-2
23	NC State*	W, 4-3
25	NC State*	W, 6-3
27	Towson	W, 7-1
29	Miami*	W, 15-4
30	Miami*	W, 8-1
31	Miami*	L, 3-4

April		
2	at Liberty	W, 2-0
3	VMI	W, 8-6
6	at Wake Forest*	W, 7-6
7	at Wake Forest*	W, 8-6
8	at Wake Forest*	W, 9-7
10	Radford	L, 8-9
12	at Georgia Tech*	L, 1-2
13	at Georgia Tech*	W, 7-2
14	at Georgia Tech*	L, 2-3 (6)
17	Old Dominion	W, 10-9 (10)
20	Florida State*	W, 9-2
20	Florida State*	W, 2-0
21	Florida State*	W, 5-2
23	Richmond	W, 6-2
24	James Madison	W, 16-8
26	at Virginia Tech*	W, 15-6
27	at Virginia Tech*	L, 3-5
27	at Virginia Tech*	L, 6-11
30	at VCU	W, 11-3

May		
10	Duke*	W, 6-5
11	Duke*	W, 17-8
12	Duke*	W, 14-6
14	VCU	W, 17-3
16	at North Carolina*	W, 10-4
17	at North Carolina*	L, 5-8
18	at North Carolina*	W, 8-7 (11)
22	vs. Virginia Tech (13)#	L, 1-10
23	vs. Georgia Tech (13)#	W, 8-2
25	vs. Florida State (13)#	W, 7-4 (12)
31	Army +	W, 2-1

June		
1	Elon +	W, 2-0
2	Elon +	W, 11-3
8	Mississippi State^	L, 6-11
9	Mississippi State^	L, 5-6

## KEY

- 1 - Norfolk, Va.
- 2 - Washington, D.C.
- 3 - Annapolis, Md.
- 4 - Greensboro, N.C.
- 5 - Richmond, Va.
- 6 - Gastonia, N.C.
- 7 - Front Royal, Va.
- 8 - Statesboro, Ga.
- 9 - East Carolina University
- 10 - Chapel Hill, N.C.
- 11 - Rollins College, Orlando, Fla.
- 12 - Madison, Va.
- 13 - Durham, N.C.
- 14 - Greenville, S.C.
- 15 - Clemson, S.C.
- 16 - Auburn, Ala.
- 17 - Jacksonville, Fla.
- 18 - Lynchburg, Va.
- 19 - Pulaski, Va.
- 20 - Florida A&M, Tallahassee, Fla.
- 21 - Prince William, Va.
- 22 - Salem, Va.
- 23 - Tuscaloosa, Ala.
- 24 - Fort Mill, S.C.
- 25 - St. Petersburg, Fla.
- 26 - Corvallis, Ore.
- 27 - Atlanta, Ga.
- 28 - Coral Gables, Fla.
- 29 - Fullerton, Calif.
- 30 - Irvine, Calif.
- 31 - Oxford, Miss.
- 32 - Omaha, Neb.
- \* ACC Game
- # ACC Tournament
- + NCAA Regional
- ^ NCAA Super Regional
- ! College World Series



# GAME-BY-GAME SERIES HISTORY VS ACC, 2014 OPPONENTS

## BOSTON COLLEGE (15-3)

4/14/2006	H	W	8-3
4/15/2006	H	W	5-4
4/16/2006	H	W	5-0
5/17/2007	at	W	5-4 (10)
5/18/2007	at	W	11-3
3/21/2008	H	W	7-3
3/22/2008	H	W	5-4 (10)
3/23/2008	H	W	8-6
4/17/2009	at	W	8-3
4/18/2009	at	L	6-9
4/19/2009	at	W	2-0
3/19/2010	H	W	7-1
3/20/2010	H	W	4-3
3/21/2010	H	W	11-1
4/29/2011	at	W	17-0
4/30/2011	at	L	4-5 (11)
5/1/2011	at	W	4-0
2/17/2012	vs.	L	3-5

## CLEMSON (51-102)

4/7/1955		L	2-3
4/8/1955		L	9-11
3/30/1956		W	7-3
3/31/1956		W	9-6
3/29/1957		W	6-2
5/11/1957		W	8-3
4/4/1958		L	1-10
4/14/1958		L	4-10
3/27/1959		L	1-13
4/15/1959		W	4-3
4/8/1960		L	5-15
4/19/1960		L	2-6
4/1/1961		L	9-23
4/22/1961		L	6-10
4/16/1962		L	2-11 (7)
4/16/1962		W	7-5
4/12/1963		W	5-4
4/13/1963		L	4-9
3/27/1964		L	1-9
3/28/1964		L	9-11
4/19/1965		L	2-5
4/20/1965		W	1-0
4/11/1966		L	4-8
4/12/1966		L	3-18
5/10/1967		W	7-2
5/11/1967		W	2-0
3/29/1968		L	4-6
4/11/1969	at	L	5-12
4/11/1969	at	L	3-9
5/16/1969	H	W	2-0
4/19/1970	H	L	3-5 (7)
4/19/1970	H	W	3-1 (7)
5/8/1970	at	L	2-6
5/6/1971	at	W	16-5
5/7/1971	at	L	2-7
5/6/1972	H	W	4-3
5/6/1972	H	W	5-2
5/7/1972	H	W	5-2
4/6/1973	at	W	6-4
4/15/1973	H	L	3-11
4/20-22/73*	H	L	1-3
4/19/1974	at	L	2-3 (16)
4/19/1974	at	W	4-1
4/26/1974 #	H	W	3-2
4/28/1974 #	H	L	6-9
4/4/1975	at	L	2-4
4/18/1975	H	L	3-6
4/16/1976	at	L	0-9
4/17/1976	at	L	0-9
4/16/1977	H	L	3-8
4/17/1977	H	L	4-26
3/16/1978	at	L	4-14
3/17/1978	at	L	3-4
4/25/1979	H	L	4-10
4/17/1980	at	L	1-3
4/18/1980	at	L	5-6
4/18/1981	H	L	7-11
4/19/1981	H	L	5-11
4/17/1982	at	L	1-9
4/18/1982	at	L	6-17
4/22/1982	at	W	6-4
4/14/1983	H	L	1-8
4/20/1983 #	(10)	L	5-12

3/15/1984	at	L	2-6
3/16/1984	at	L	2-7
4/19/1984 #	(13)	L	6-7
3/28/1985	H	W	19-1
4/20/1985 #	(27)	L	8-10
3/12/1986	at	L	4-15
3/13/1987	at	L	4-6
3/14/1987	at	L	2-9
4/13/1987	H	L	4-11
3/12/1988	at	L	6-9
5/2/1988	H	L	3-8
5/3/1988	H	L	0-6
3/11/1989	at	L	4-10
3/12/1989	at	L	2-8
4/14/1989	H	L	0-8
5/13/1990 #	(14)	L	3-7
3/15/1991	at	L	2-5
3/16/1991	at	L	1-15
3/17/1991	at	L	8-12
5/14/1991 #	(14)	L	4-7 (11)
3/20/1992	H	L	6-8
3/21/1992	H	L	3-5
3/22/1992	H	L	2-8
5/9/1992 #	(14)	L	2-3 (10)
3/12/1993	at	L	1-15
4/1/1994	H	L	2-3
4/2/1994	H	L	6-11
4/3/1994	H	L	4-11
4/7/1995	at	L	4-5
4/8/1995	at	L	0-9
4/9/1995	at	L	2-5
3/29/1996	H	L	1-8
3/30/1996	H	W	2-3
3/31/1996	H	L	3-9
5/17/1996 #	(13)	W	4-2
3/14/1997	at	L	2-3
3/15/1997	at	L	1-6
3/16/1997	at	L	3-7
4/3/1998	H	L	7-9
4/4/1998	H	W	7-6
4/5/1998	H	L	6-15
5/1/1999	at	W	9-3
5/1/1999	at	L	4-5 (11)
5/2/1999	at	L	5-12
5/13/2000	H	L	7-9
5/13/2000	H	W	11-0
5/14/2000	H	L	9-20
5/17/2000 #	(24)	L	5-9
5/20/2000 #	(24)	L	5-12
5/12/2001	at	L	1-8
5/12/2001	at	L	1-17
5/13/2001	at	L	4-5
5/16/2001 #	(24)	W	7-3
5/11/2002	H	L	4-15
5/12/2002	H	L	2-15
5/13/2002	H	L	3-5
4/4/2003	at	L	4-9
4/5/2003	at	W	4-1
4/6/2003	at	L	2-9
4/9/2004	H	W	5-1
4/10/2004	H	W	4-3
4/10/2004	H	W	3-1
4/15/2005	at	L	4-13
4/16/2005	at	L	2-3
4/17/2005	at	W	9-2
5/25/2005 #	(17)	W	8-1
5/28/2005 #	(17)	W	5-4
3/17/2006	H	W	2-1
3/18/2006	H	W	10-2
3/19/2006	H	W	7-4
4/20/2007	at	W	5-3
4/21/2007	at	W	3-0
4/22/2007	at	L	1-2
5/21/2009	vs.	W	6-5
3/26/2010	H	W	4-3
3/27/2010	H	L	5-8
3/27/2010	H	W	3-1
3/11/2011	at	W	5-0
3/12/2011	at	W	8-7
3/13/2011	at	W	7-6
3/23/2012	H	W	6-3
3/24/2012	H	W	5-1
3/25/2012	H	W	5-3

5/24/2012	vs.	W	3-2
3/15/2013	at	W	6-5 (11)
3/16/2013	at	L	6-7
3/17/2013	at	W	8-5

## DUKE (92-53-1)

1926		W	8-2
1928		L	0-11
1929		L	2-12
1930		L	8-15
1947		W	3-2
5/7/1955		L	12-16
4/14/1956		L	2-8
5/8/1956		L	0-10
4/20/1957		L	1-2
5/4/1957		L	1-8
4/8/1958		L	4-5
4/24/1959		W	8-3
5/16/1959		L	6-14
4/15/1960		T	7-7
5/10/1960		L	1-5 (8)
5/10/1960		L	0-6 (7)
4/15/1961		L	2-9
5/19/1961		L	1-5
4/28/1962		L	2-9
5/10/1962		W	11-9
4/20/1963		L	5-7
5/11/1963		L	6-8
4/18/1964		W	5-0
5/8/1964		W	2-1
4/9/1965		W	3-1
4/30/1965		W	8-3
4/16/1966		L	1-3 (11)
4/29/1966		L	0-4
4/8/1967		W	6-4
4/21/1967		W	10-3
4/12/1968		L	1-6
4/12/1968		L	3-6
5/3/1968		W	6-2
4/17/1969	at	W	8-1
4/17/1969	at	L	0-1
5/2/1969	H	W	6-1
4/10/1970	at	L	5-8
5/2/1970	H	W	6-1 (7)
5/2/1970	H	W	5-1 (7)
4/9/1971	at	W	3-0
5/2/1971	at	W	3-0
4/15/1972	H	L	2-4
4/30/1972	at	W	4-3
4/14/1973	H	W	8-0
4/14/1973	H	W	6-3
4/7/1974	H	W	12-1
4/20/1974	at	W	2-1
4/6/1975	at	W	7-3
4/19/1975	H	W	13-9
4/4/1976	H	W	4-3 (11)
4/5/1976	H	W	6-3
4/7/1978	H	W	6-5
4/9/1978	at	L	5-6
3/31/1979	at	L	8-9
3/31/1979	at	W	5-2
4/6/1980	H	W	7-5
3/22/1981	at	L	5-6
4/11/1981	H	W	9-5
4/21/1981	(10)	L	
3-4			
3/31/1984	H	W	5-3
4/7/1984	at	W	5-3
4/6/1985	at	W	19-8
4/14/1985	H	W	8-2
4/12/1986	H	W	11-8
5/14/1987 #	(15)	L	0-5
4/2/1988	H	W	9-5 (7)
4/2/1988	H	W	2-1 (8)
4/24/1988	at	W	21-15
5/12/1988 #	(14)	W	7-1
3/25/1989	at	W	7-0
3/25/1989	at	W	4-3
4/23/1989	H	W	7-4
4/1/1990	at	L	4-7
4/1/1990	at	W	9-8
3/30/1991	H	W	5-4
3/31/1991	H	W	5-4 (7)

3/31/1991	H	W	10-7 (7)
3/27/1992	at	W	4-2 (10)
3/28/1992	at	L	3-8
3/29/1992	at	L	1-3
5/10/1992 #	(14)	L	9-12
4/29/1993	H	W	1-0
4/30/1993	H	L	3-4
5/1/1993	H	W	5-1
4/22/1994	at	L	1-6
4/23/1994	at	L	8-10
3/24/1994	at	L	12-13
4/27/1995	H	W	8-7
4/28/1995	H	W	5-1
4/29/1995	H	W	4-3
4/5/1996	at	W	3-2
4/6/1996	at	L	3-5
4/7/1996	at	L	0-3 (7)
4/25/1997	H	L	1-4
4/26/1997	H	W	3-0
5/15/1997 #	(25)	L	3-16
3/13/1998	at	L	2-14
3/14/1998	at	L	10-13
3/15/1998	at	L	6-9
3/19/1999	H	W	15-5
3/20/1999	H	W	15-3
4/7/2000	at	W	10-4
4/8/2000	at	W	12-3
4/9/2000	at	L	1-10
3/16/2001	H	W	4-3
3/17/2001	H	L	11-12
3/18/2001	H	W	14-5
3/22/2002	at	W	6-4 (10)
3/23/2002	at	W	8-3
3/24/2002	at	W	9-5
3/21/2003	H	W	13-1
3/22/2003	H	W	9-2
3/23/2003	H	W	6-0
4/2/2004	at	W	8-1
4/3/2004	at	W	6-5
4/4/2004	at	W	3-1
5/26/2004 #	(22)	L	4-6
5/19/2005	H	W	7-1
5/20/2005	H	W	7-2
5/21/2005	H	W	10-4
4/7/2006	at	L	3-4
4/8/2006	at	W	7-3
4/9/2006	at	W	6-4
4/6/2007	H	W	4-0
4/7/2007	H	L	9-13
4/8/2007	H	W	8-1
3/14/2008	at	L	8-9
3/15/2008	at	W	10-1
3/16/2008	at	L	1-4
5/8/2009	H	L	4-11
5/9/2009	H	W	10-9
5/10/2009	H	W	12-1
5/23/2009	at	W	11-7
4/30/2010	at	W	12-3
5/1/2010	at	W	11-1
5/2/2010	at	W	10-6
4/15/2011	H	W	10-0
4/17/2011	H	W	3-2 (11)
4/17/2011	H	W	18-4
4/20/2012	at	L	3-6
4/21/2012	at	W	12-3
4/21/2012	at	W	10-3
5/10/2013	H	W	6-5
5/11/2013	H	W	17-8
5/12/2013	H	W	14-6

## EAST CAROLINA (25-18)

EAST CAROLINA (25 18)		
3/23/1967		W 13-0
3/24/1967	W	3-1 (11)
3/25/1968	L	4-7
3/26/1968	L	2-5
3/26/1968	L	4-11
3/22/1969	at W	3-1
3/23/1969	at L	5-8
3/27/1971	at W	9-5
3/28/1971	at W	1-0
3/25/1972	at L	11-13
3/26/1972	at W	6-2

# GAME-BY-GAME SERIES HISTORY VS ACC, 2014 OPPONENTS

4/4/2008 at L 3-10  
 4/6/2008 at L 2-3 (10)  
 4/6/2008 at L 2-3 (10)  
 5/23/2008 # (17) W 5-3  
 3/13/2009 H W 15-2  
 5/24/2009 # (13) W 6-3  
 3/12/2010 at W 5-0  
 3/13/2010 at W 9-8  
 3/14/2010 at L 8-9  
 5/27/2010 # (4) L 4-11  
 3/18/2011 H W 4-3 (11)  
 3/19/2011 H W 5-4 (11)  
 3/20/2011 H L 11-12 (10)  
 5/29/2011 # H W 7-2  
 3/17/2012 at L 12-3  
 3/18/2012 at L 4-3  
 3/19/2012 at L 7-5  
 5/26/2012 # (4) W 7-0  
 4/20/2013 H W 9-2  
 4/20/2013 H W 2-0  
 4/21/2013 H W 5-2  
 5/25/2013 (13) W 7-4 (12)

## GEORGE WASHINGTON (21-13)

4/15/1902 H W 7-5  
 4/25/1902 at L 4-6  
 4/19/1905 H W 22-1  
 5/9/1906 H L 2-3  
 4/16/1907 H W 8-1  
 1941 L 2-8  
 1942 L 5-6  
 1947 W 16-6  
 1947 W 9-7  
 4/17/1948 at L 5-6  
 1950 W 8-1  
 1950 L 0-2  
 1951 W 23-7  
 1952 L 7-14  
 1952 L 5-12  
 4/14/1953 L 7-8  
 4/4/1953 W 5-1  
 4/23/1954 W 10-7  
 5/5/1954 L 1-5  
 3/29/1969 at W 16-14  
 3/23/1984 H W 16-15  
 3/27/1986 H L 10-11  
 2/28/1988 (9) L 6-12 (7)  
 4/30/1996 at W 3-0  
 2/28/2006 H W 11-5  
 2/17/2007 H W 11-0  
 2/18/2011 H W 11-1  
 2/19/2011 H W 15-2  
 3/26/2008 H L 5-17  
 3/4/2009 H W 17-4  
 2/24/2010 H W 5-2  
 3/29/2011 H W 2-0  
 4/11/2012 H W 16-4  
 2/27/2013 H W 11-0

## GEORGIA TECH (46-68-2)

4/28/1924 H W 8-4  
 4/29/1924 H L 1-3  
 5/6/1924 at W 7-4  
 4/30/1926 H W 7-6  
 4/2/1926 H L 6-7  
 4/2/1973 at W 6-4  
 4/3/1973 at T 11-11  
 3/4/1974 at W 14-6  
 3/5/1974 at L 2-4  
 3/7/1974 at L 3-8  
 3/6/1976 at W 9-7  
 3/7/1976 at L 2-3  
 4/19/1980 at W 5-4  
 4/20/1980 at W 10-8  
 4/16/1981 H W 11-1  
 4/17/1981 H W 10-8  
 4/22/1981 # (10) L 2-5  
 4/16/1982 at L 4-6 (7)  
 4/16/1982 at L 2-12 (7)  
 3/22/1983 H L 8-19  
 3/23/1983 H W 15-2  
 4/21/1983 # (10) W 8-1

3/9/1984 at L 2-7  
 3/10/1984 at W 13-1  
 3/30/1985 H L 4-8  
 3/31/1985 H W 9-4  
 3/8/1986 at L 7-9  
 3/9/1986 at L 4-18  
 3/12/1987 at L 2-18  
 3/28/1987 H W 3-2  
 3/29/1987 H W 19-3  
 3/19/1988 at L 10-11 (10)  
 3/20/1988 at W 12-9  
 3/27/1988 H L 2-13  
 5/14/1988 # (14) L 4-5  
 3/10/1989 at L 0-18  
 4/16/1989 H L 2-3  
 4/16/1989 H L 2-6  
 5/13/1989 # (14) L 0-3  
 3/9/1990 at L 6-17  
 3/10/1990 at L 4-9  
 3/11/1990 at L 6-13  
 3/25/1991 H W 6-5  
 3/26/1991 H L 1-11  
 3/27/1991 H L 0-13  
 5/13/1991 # (14) L 3-9  
 3/13/1992 at L 3-4 (7)  
 3/13/1992 at L 4-10 (7)  
 3/14/1992 at L 4-5 (10)  
 3/26/1993 H L 3-6 (10)  
 3/28/1993 H W 3-2 (7)  
 3/28/1993 H L 5-7 (7)  
 3/11/1994 at L 1-4  
 3/1/1994 at L 2-6  
 3/13/1994 at L 6-7  
 4/21/1995 H W 2-1  
 4/22/1995 H L 13-18  
 4/23/1995 H W 4-1  
 5/18/1995 # (14) L 2-3  
 3/16/1996 at L 6-7  
 3/16/1996 at L 4-5  
 3/17/1996 at L 5-13  
 5/18/1996 # (13) W 8-4  
 4/13/1997 H L 2-8  
 4/13/1997 H L 2-4 (7)  
 4/13/1997 H W 10-8 (7)  
 3/6/1998 at L 3-5  
 3/7/1998 at L 4-27  
 4/2/1999 H W 7-6 (14)  
 4/3/1999 H L 6-7  
 4/4/1999 H W 6-5  
 4/14/2000 at L 4-8  
 4/15/2000 at L 1-5  
 4/16/2000 at L 6-12  
 3/30/2001 H W 3-1  
 3/31/2001 H L 3-10  
 4/1/2001 H L 9-13  
 4/26/2002 at W 5-1  
 4/27/2002 at L 2-3 (12)  
 4/28/2002 at L 3-9  
 5/9/2003 H L 0-7  
 5/10/2003 H L 2-5  
 5/11/2003 H L 0-1  
 3/12/2004 at W 4-3  
 3/13/2004 at W 2-1  
 3/14/2004 at W 8-5 (10)  
 4/22/2005 H W 4-2  
 4/23/2005 H W 9-2  
 4/24/2005 H W 2-1  
 5/29/2005 # (17) L 3-4  
 3/10/2006 at L 2-8  
 3/11/2006 at L 6-7  
 3/12/2006 at W 6-3  
 4/13/2007 H L 1-2 (11)  
 4/14/2007 H W 7-6  
 5/24/2007 # (17) W 4-1  
 5/15/2008 H W 4-2  
 5/16/2008 H L 8-14  
 5/17/2008 H L 7-9  
 4/11/2009 at L 6-7  
 4/11/2009 at W 11-10  
 4/12/2009 at T 4-4  
 4/9/2010 H W 7-4  
 4/10/2010 H L 7-9

4/11/2010 H W 9-1  
 4/8/2011 at W 6-2  
 4/9/2011 at W 12-9  
 4/10/2011 at L 8-10  
 5/11/2012 H W 6-5  
 5/12/2012 H W 4-2  
 5/13/2012 H L 5-4 (10)  
 5/25/2012 # (4) L 17-5 (7)  
 4/12/2013 at L 1-2  
 4/13/2013 at W 7-2  
 4/14/2013 at L 2-3 (6)  
 5/23/2013 (13) W 8-2

## HARVARD (4-20-5)

4/8/1893 H T 1-1  
 5/12/1897 at L 3-9  
 4/18/1898 H L 5-7  
 4/15/1899 H L 3-9  
 4/17/1900 H L 0-7  
 4/13/1901 H L 5-8  
 4/12/1902 (40) L 8-11  
 4/18/1904 (2) L 4-11  
 4/22/1909 H L 0-1  
 4/21/1910 H L 0-1  
 5/4/1910 at T 1-1  
 4/30/1914 at L 2-3  
 4/29/1915 at L 2-10  
 4/17/1916 H T 2-2  
 5/4/1916 at L 0-5  
 4/19/1920 at T 2-2  
 4/9/1928 H L 5-11  
 4/14/1931 H W 11-10  
 4/5/1938 H W 6-5  
 6/15/1938 at L 8-9  
 4/4/1949 H W 2-0  
 4/6/1954 H L 6-9  
 4/5/1956 H L 3-6  
 4/1/1958 H L 2-5  
 4/6/1960 H T 2-2 (11)  
 4/3/1962 H L 2-4  
 4/2/1963 at L 0-8  
 4/3/1963 at L 4-5  
 4/7/1965 H W 2-1

## JAMES MADISON (36-25-1)

3/24/1976 H L 8-9  
 4/9/1976 at W 8-5  
 3/21/1977 H L 4-9  
 4/13/1978 H L 6-8  
 3/26/1979 H W 14-6  
 3/27/1980 at W 5-3  
 3/28/1980 at W 4-2  
 4/27/1981 H L 1-3  
 4/30/1981 at L 1-3  
 4/9/1982 at L 5-13  
 4/28/1982 H L 3-14  
 3/29/1983 at L 0-3 (7)  
 3/29/1983 at W 11-6 (7)  
 4/25/1984 H L 3-5  
 4/25/1984 H W 11-1  
 4/8/1985 H L 9-18  
 4/25/1985 at W 9-6 (10)  
 3/4/1986 H W 3-2  
 4/8/1986 at L 5-9  
 3/25/1987 at L 1-5 (8)  
 3/30/1988 H W 16-3  
 4/13/1988 at L 10-13  
 4/5/1989 at W 7-6 (10)  
 4/18/1989 H L 6-7  
 3/27/1990 H W 13-12  
 4/4/1990 at W 16-14 (11)  
 3/20/1991 H W 4-2  
 4/16/1991 at L 1-4  
 4/14/1992 H W 6-3  
 3/3/1993 H L 1-2  
 4/27/1993 at L 4-6  
 3/16/1994 at W 4-2  
 4/27/1994 H W 8-1  
 3/1/1995 H W 5-2  
 3/27/1996 at W 3-2  
 4/9/1996 H W 5-3 (10)  
 4/2/1997 at W 12-8

4/16/1997 H L 9-11 (12)  
 3/24/1998 at W 11-3  
 4/20/1998 H W 8-7  
 5/15/1999 at W 13-2  
 5/16/1999 H W 5-4  
 3/8/2000 at L 6-14  
 4/24/2000 H L 1-3  
 4/17/2001 H L 3-4  
 4/24/2001 at L 6-7 (10)  
 4/1/2002 H L 2-3 (10)  
 4/2/2002 at L 4-13  
 3/4/2003 H W 3-2  
 3/25/2003 H W 13-3  
 3/26/2003 at W 5-4  
 2/24/2004 H W 10-1  
 3/9/2005 H W 13-2  
 5/17/2005 at W 10-2  
 3/6/2007 at W 6-5  
 4/25/2007 H L 6-7 (14)  
 3/17/2010 at W 6-3  
 4/6/2010 H W 9-4  
 3/16/2011 H W 7-3  
 2/18/2012 (41) T 4-4  
 3/6/2012 at W 14-6  
 4/4/2012 H W 15-5  
 4/24/2013 H W 16-8

## KENTUCKY (1-0)

4/18/1906 W 12-3

## LIBERTY (31-20-1)

3/16/1976 H W 16-6  
 3/30/1977 at L 2-3  
 4/6/1978 H W 5-1  
 4/29/1981 at L 6-9  
 5/5/1981 H L 4-10  
 4/13/1982 H W 26-5  
 5/4/1982 at L 10-12  
 3/7/1984 H W 4-3  
 4/1/1985 H L 14-16  
 4/29/1985 at W 5-3  
 3/24/1986 H L 5-9  
 4/29/1986 at L 2-3  
 3/2/1987 at L 3-5  
 4/20/1987 H W 8-6  
 4/21/1988 H W 11-2  
 4/3/1989 at W 10-7  
 4/21/1989 H W 15-3  
 2/28/1990 H W 17-5  
 4/30/1990 at L 0-4  
 2/25/1991 H T 5-5 (7)  
 4/18/1991 at L 2-6  
 3/2/1992 at W 13-5  
 3/19/1992 H L 5-6  
 3/10/1993 at W 6-2  
 3/31/1993 H W 4-2  
 4/28/1994 H L 6-7 (10)  
 5/3/1994 H W 4-1  
 3/2/1995 H L 3-5  
 5/1/1995 at W 13-1  
 2/28/1996 H W 7-2  
 3/6/1996 at L 4-5  
 3/4/1997 H W 8-5  
 3/10/1998 at W 11-8  
 3/11/1998 H W 8-4  
 3/23/1999 at L 4-5  
 4/27/1999 H W 11-6  
 2/23/2000 at L 5-6  
 2/25/2000 H L 6-9 (8)  
 3/1/2001 at W 13-10  
 4/10/2001 H L 4-5 (11)  
 3/5/2002 at L 7-9  
 4/23/2002 H W 5-3  
 2/24/2003 at W 15-5  
 4/2/2003 H W 3-0  
 5/18/2004 at W 6-4  
 5/19/2004 H W 5-4  
 4/5/2005 at W 10-2  
 4/9/2008 H W 7-3  
 4/28/2009 H W 5-2  
 2/28/2012 H L 0-8

3/13/2013 H W 7-2  
 4/2/2013 at W 2-0

## LONGWOOD (10-2)

3/17/1980 H W 10-8  
 4/11/1980 at L 12-13  
 4/20/1981 H W 11-5  
 3/12/1982 at W 8-4  
 4/19/1982 H W 13-11  
 4/9/1984 H L 1-2  
 4/2/1985 H W 3-2  
 3/8/2005 H W 8-0  
 4/20/2005 H W 5-1  
 4/12/2006 H W 6-4  
 3/28/2007 H W 4-3  
 4/8/2008 H W 6-0

## MARYLAND (109-78-1)

4/25/1899 H W 10-2  
 5/1/1901 H W 16-13  
 1923 W 3-2  
 5/20/1924 H W 10-3  
 5/5/1925 at W 11-9  
 5/3/1926 H W 6-3  
 5/7/1927 H W 7-3  
 4/2/1928 at L 1-3  
 5/4/1928 at W 8-3  
 4/10/1929 at L 4-10  
 5/3/1929 at W 3-0  
 4/10/1930 H L 2-11  
 5/2/1930 at L 5-8  
 4/21/1931 at L 1-10  
 3/31/1932 H W 8-5  
 1932 L 5-9  
 4/19/1933 at W 11-6  
 4/8/1934 at L 0-3  
 4/13/1934 at L 0-8  
 4/17/1935 H L 2-3  
 4/23/1936 at W 4-3  
 4/3/1937 H L 5-18  
 4/23/1937 at L 5-9  
 4/16/1938 H L 1-5  
 5/3/1938 at W 6-3  
 3/24/1940 H W 6-2  
 5/11/1940 at W 5-4  
 4/7/1942 H W 16-5  
 5/19/1945 at W 10-3  
 6/9/1945 H W 8-1  
 5/30/1947 H W 7-4  
 6/7/1947 at W 6-3  
 4/20/1950 at W 7-2  
 5/8/1950 H L 2-7  
 4/26/1951 H W 11-6  
 4/1/1952 H W 11-7  
 4/21/1952 at L 5-7  
 5/2/1953 H W 5-4  
 5/7/1953 H L 11-12  
 5/6/1954 at L 5-6  
 3/29/1955 H L 7-9  
 4/16/1955 at L 5-6  
 3/27/1956 at W 8-2  
 4/26/1956 H W 8-6  
 4/13/1957 at L 0-6  
 4/26/1957 H W 12-3  
 4/30/1958 H W 7-2  
 5/17/1958 at L 5-9  
 4/18/1959 at L 6-7 (10)  
 5/7/1959 H W 7-6 (10)  
 4/30/1960 H W 12-11 (10)  
 5/16/1960 at W 13-12  
 4/10/1961 H L 0-2  
 5/2/1961 at W 5-2  
 5/8/1962 at W 3-1 (8)  
 5/16/1962 H W 2-0  
 4/23/1963 at L 5-7  
 5/14/1964 at L 4-8  
 5/11/1965 at L 0-5  
 5/11/1965 at L 1-3  
 4/26/1966 at L 1-11  
 5/10/1966 H W 5-4 (16)  
 4/18/1967 H L 3-7  
 4/23/1968 at L 1-12

# GAME-BY-GAME SERIES HISTORY VS ACC, 2014 OPPONENTS

5/7/1968	H	L	1-4	4/25/1999	H	L	1-5	3/9/2013	H	W	5-0	1921		L	3-7	5/15/1965	at	L	2-3
5/7/1968	H	L	0-4	4/28/2000	at	L	2-4	3/10/2013	H	L	2-4	1921		L	2-3	4/23/1966	at	L	2-3
4/29/1969	H	W	2-1	4/29/2000	at	W	13-10					1922		L	0-6	5/7/1966	H	L	1-2
5/15/1969	at	L	1-7	4/30/2000	at	W	9-4	<b>MONMOUTH (3-0)</b>				1922		L	0-4	4/14/1967	H	L	1-7
5/15/1969	at	L	1-4	4/20/2001	H	W	6-1	2/24/2012	H	W	18-4	1922		L	0-7	5/5/1967	at	L	1-2 (10)
5/3/1970	H	L	3-5 (8)	4/21/2001	H	W	15-7	2/25/2012	H	W	7-1	1922		L	0-6	4/6/1968	at	L	2-3
5/3/1970	H	L	4-7 (7)	4/22/2001	H	W	9-6	2/26/2012	H	W	13-1	1923		L	1-2	4/6/1968	at	W	4-1
5/20/1970	H	L	0-3	4/5/2002	at	W	5-0					1923		L	3-12	5/10/1968	H	L	0-6
5/4/1971	H	L	0-1	4/6/2002	at	L	3-10	<b>NORFOLK STATE (11-0)</b>				1923		W	4-3	4/25/1969	H	L	1-3
5/13/1971	at	L	1-6	4/7/2002	at	W	8-7	3/29/1979	H	W	25-2	1924		L	4-7	4/25/1969	H	L	1-6
4/19/1972	H	L	1-2	3/28/2003	H	W	6-0	3/25/1981	H	W	15-10	1924		L	2-3	5/10/1969	at	L	0-5
4/19/1972	H	W	4-1	3/2/2003	H	W	4-2	3/22/1982	H	W	15-8	1924		L	8-13	3/3/1970	H	L	1-7
3/29/1973	H	W	4-3	4/16/2004	at	W	5-3	4/16/1984	H	W	10-1	1925		L	6-8	4/25/1970	at	L	0-4 (7)
4/10/1973	H	W	14-2	4/17/2004	at	W	7-6 (11)	4/12/1985	H	W	14-8	1925		W	4-1	4/25/1970	at	W	6-1 (7)
4/19/1973 #	H	W	7-1	4/18/2004	at	W	2-1 (11)	3/4/1996	H	W	17-4	1925		W	2-1	4/24/1971	at	L	5-12
4/2/1974	at	L	1-5	3/18/2005	H	W	4-1	2/27/1997	H	W	8-3	1926		W	7-3	4/27/1971	H	W	5-4
4/22/1974	H	W	11-4	3/19/2005	H	W	6-5	4/20/2004	H	W	8-3	1926		L	4-12	4/9/1972	at	L	1-8
4/25/1974 #	H	W	6-0	3/20/2005	H	W	5-2	4/12/2005	H	W	13-1	1926		W	6-2	3/24/1973	H	L	5-6
4/1/1975	H	L	3-11	4/28/2006	at	W	6-0	3/29/2006	H	W	13-2	1927		L	7-10	4/8/1973	at	L	2-6
4/6/1976	at	L	1-2	4/29/2006	at	W	8-0	4/1/2009	H	W	6-2	1927		W	6-2	4/21/1974	at	L	0-5
4/13/1976	H	L	1-8	4/30/2006	at	W	7-5					1927		L	10-11	4/21/1974	at	L	5-6
4/23/1976 #	(15)	L	4-8	4/27/2007	H	W	14-0	<b>NORTH CAROLINA (99-177-4)</b>				4/14/1928	H	L	4-6	4/5/1975	at	L	1-5
4/24/1976 #	(15)	L	8-14	4/28/2007	H	W	3-2 (10)	5/1/1891	(5)	W	6-1	5/11/1928		W	5-3	4/20/1975	H	W	3-2
4/6/1977	at	T	4-4	4/29/2007	H	W	4-0	5/10/1892	(5)	W	5-2	5/12/1928	(4)	L	4-8	4/24/1975 #	at	L	2-5
4/11/1977	H	L	0-3	3/11/2008	at	W	11-6	5/11/1892	H	L	4-7	4/13/1929	H	L	4-5	4/3/1976	H	L	0-19
4/21/1977 #	(15)	L	1-4	3/12/2008	at	W	5-4	4/28/1893	(18)	W	5-2	5/10/1929	at	L	4-6	4/18/1976	at	L	3-4
3/29/1978	H	L	7-8	3/13/2008	at	W	11-4	5/4/1894	H	L	2-4	5/11/1929	(4)	L	2-4	4/22/1976 #	(15)	W	8-6
4/11/1978	H	W	28-5 (7)	4/3/2009	H	W	7-4	5/5/1894	H	W	10-2	4/12/1930	H	L	5-8	4/15/1977	H	W	8-3
4/18/1979	H	L	2-3 (7)	4/4/2009	H	L	7-8	5/18/1895	(4)	L	7-0	5/9/1930	(4)	L	1-12	4/15/1977	H	L	4-7
4/19/1979	H	L	2-4 (7)	4/5/2009	H	W	17-2	4/25/1896	(39)	L	6-14	4/11/1931	H	L	1-6	4/2/1978	H	L	11-12
3/14/1980	H	L	4-5	4/23/2010	at	W	5-1	3/27/1897	at	W	7-6	5/8/1931	at	L	2-6	4/8/1978	at	W	8-4
3/26/1980	H	W	7-3	4/23/2010	at	W	27-4	4/26/1897	H	W	10-4	5/9/1931	(4)	L	4-15	4/7/1979	at	L	2-4
4/8/1981	H	L	8-11	4/24/2010	at	W	11-2	4/20/1901	H	W	9-2	4/8/1932	H	W	5-4	4/22/1979	H	W	3-2
4/8/1981	H	W	5-4	3/25/2011	H	W	14-1	4/18/1902	at	W	5-4 (10)	5/6/1932	at	L	3-4	3/22/1980	H	L	6-11
3/31/1982	H	W	11-7	3/26/2011	H	W	4-2	4/19/1902	(34)	L	7-9	4/10/1934	H	L	1-3	3/28/1981	at	W	9-8
4/7/1982	at	L	12-15	5/17/2012	at	W	7-6	5/3/1902	H	W	11-1	5/4/1934	at	L	3-16	3/16/1982	at	L	2-5
3/30/1983	H	L	0-13	5/18/2012	at	W	10-3	4/29/1903	L	3-10		5/3/1935	(4)	L	3-5	4/10/1982	H	W	9-8
4/12/1983	at	W	6-5	5/19/2012	at	L	6-5	4/30/1903	T	15-15		5/4/1935	(4)	W	4-0	4/21/1982 #	at	W	6-3
4/22/1983 #	(10)	W	5-2	3/9/2013	H	W	7-6	5/9/1903		L	1-4	5/1/1936	at	L	2-14	4/25/1982 #	at	L	2-3 (12)
4/11/1984	at	L	3-4	3/9/2013	H	W	5-0	4/23/1904	at	W	9-2	4/30/1937	at	T	7-7 (12)	4/17/1983	at	L	5-11 (7)
4/11/1984	at	L	1-2	3/10/2013	H	L	2-4	5/4/1905	at	L	1-6	5/1/1937	at	L	2-7	4/17/1983	at	L	0-8 (7)
4/3/1985	H	W	17-4	<b>MIAMI (FLA.) (20-20)</b>				5/5/1905	vs.	L	2-3	1938		L	3-6	4/24/1983 #	(10)	L	4-5 (11)
4/10/1985	at	L	7-8	5/25/1985 +	(28)	L	6-11	4/23/1906	(5)	L	1-6	1938		L	5-9	3/24/1984	at	L	4-10
4/23/1986	at	W	5-3	3/27/2001	at	W	5-0	4/24/1906	H	W	forfeit	4/15/1939	H	W	10-5	4/14/1984	H	L	1-5
4/30/1986	H	W	14-10	3/28/2001	at	L	1-5	5/3/1906	at	W	4-3	1939		L	4-15	3/16/1985	H	W	7-6
4/8/1987	H	W	7-4	3/29/2001	at	L	6-12	4/15/1907	H	W	5-1	4/25/1940	H	L	3-6	3/24/1985	at	L	5-6
4/15/1987	at	L	1-6	4/11/2003	H	L	1-6	4/20/1907	(4)	W	5-2	5/4/1940	at	L	5-9	4/19/1985 #	(27)	W	10-3
4/22/1987	H	W	10-7	4/12/2003	H	L	4-10	4/6/1908	(4)	L	1-2	1941		L	7-8	3/21/1986	H	L	4-6
4/30/1988	at	W	16-4 (7)	4/13/2003	H	W	17-2 (7)	4/22/1908	H	W	5-4	4/23/1942	H	L	1-18	3/29/1986	at	L	14-15
4/30/1988	at	W	8-1 (7)	4/23/2004	at	L	0-8	4/19/1909	(4)	W	3-1	5/2/1942	at	L	2-5	5/14/1986 #	(13)	L	4-5
5/1/1988	H	W	12-1	4/24/2004	at	L	3-22	4/30/1909	H	L	6-7	5/1/1943	(4)	W	10-8	5/16/1986 #	(13)	L	7-9
4/29/1989	H	W	6-5	4/25/2004	at	W	4-3	4/8/1910		W	4-3	4/11/1946	H	L	5-6	4/12/1987	at	L	6-10
5/14/1989 #	(14)	W	7-3	5/13/2005	H	L	6-7	4/9/1910		W	6-2	4/4/1947	at	W	5-3	4/19/1987	H	L	1-4 (7)
4/27/1990	at	W	21-19 (10)	5/14/2005	H	L	0-1	4/22/1910		L	0-3	5/8/1947	H	L	5-6	4/19/1987	H	L	1-9 (7)
4/28/1990	at	W	29-10	5/15/2005	H	W	4-3	1911		W	3-1	3/26/1948	at	L	1-3	3/15/1988	H	L	9-14
4/26/1991	H	L	3-5	4/21/2006	at	W	8-2	1911		L	0-1	5/6/1948	H	W	4-0	4/9/1988	at	L	1-12 (7)
4/27/1991	H	W	7-2	4/22/2006	at	W	15-7	1911		L	0-1	4/14/1949	at	L	5-6	4/9/1988	at	W	13-5 (7)
4/28/1991	H	L	4-5	4/23/2006	at	L	8-9 (10)	1912		W	2-1	5/7/1949	H	T	6-6	4/15/1988	at	L	9-14
4/25/1992	at	L	6-8	3/23/2007	H	W	4-1	1912		L	3-10	5/4/1950	H	W	9-4	5/11/1988 #	(14)	L	1-13
4/25/1992	at	L	1-11 (7)	3/24/2007	H	W	3-0	1912		L	0-4	3/22/1951	at	W	5-4	4/1/1989	H	L	3-4 (10)
4/23/1993	H	W	10-5	3/25/2007	H	L	2-4	1912		W	4-0	3/22/1952	at	L	0-5	4/2/1989	H	L	5-10
4/24/1993	H	L	1-4	3/25/2008	at	L	0-1	1913		L	4-5	4/18/1953	H	L	5-8	4/9/1989	at	L	4-5 (14)
4/25/1993	H	W	11-5	3/26/2008	at	L	3-4 (10)	1913		W	12-9	3/24/1954	at	L	0-2	5/15/1990 #	(14)	L	3-7
4/29/1994	at	L	3-5	3/27/2008	at	L	0-10	1914		W	2-0	4/29/1955	H	L	2-7	4/12/1991	at	L	1-3
4/30/1994	at	L	3-10	5/25/2008 #	(17)	L	4-8	1914		W	9-1	4/13/1956	at	L	1-15	4/13/1991	at	L	4-6
5/1/1994	at	L	5-6	3/20/2009	H	W	9-4	1914		W	6-1	4/9/1957	H	L	1-6	4/14/1991	at	W	7-1
5/17/1994 #	(14)	L	2-8	3/21/2009	H	L	3-4	1915		W	5-3	4/10/1957	at	L	4-5	5/13/1991 #	(14)	W	5-1
4/14/1995	H	W	13-0	3/22/2009	H	L	5-7 (8)	1915		W	5-2	5/3/1958	at	L	1-7	4/10/1992	H	L	5-7
4/15/1995	H	L	5-13	5/20/2010	at	L	4-5 (11)	1915		L	5-8	5/10/1958	H	L	7-15	4/11/1992	H	L	4-5
4/16/1995	(21)	L	6-10	5/21/2010	at	W	3-1	1916		W	5-2	5/2/1959	H	L	3-15	4/12/1992	H	W	13-3
4/12/1996	at	W	12-6	5/22/2010	at	W	7-4	1916		W	8-3	5/8/1959	at	L	2-5	4/9/1993	at	L	4-9
4/13/1996	at	W	6-1	5/29/2010 #	(4)	W	12-8	1917		L	2-3	4/25/1960	at	L	0-13	4/10/1993	at	L	1-4
4/14/1996	at	L	3-12	5/13/2011	H	L	2-6	1918		L	0-3	5/3/1960	at	L					



# GAME-BY-GAME SERIES HISTORY VS ACC, 2014 OPPONENTS

4/18/1997 at L 4-6  
 4/19/1997 at W 13-2  
 4/20/1997 at L 9-11 (12)  
 3/27/1998 H L 5-6  
 3/28/1998 H W 18-5  
 3/29/1998 H W 12-7  
 4/16/1999 at L 9-10  
 4/17/1999 at L 2-3  
 4/18/1999 at L 5-6  
 4/21/2000 H W 6-5  
 4/22/2000 H L 4-5  
 4/23/2000 H W 10-6  
 4/13/2001 at L 6-10  
 4/14/2001 at L 6-7  
 4/15/2001 at W 5-2  
 3/29/2002 H L 4-15  
 3/30/2002 H L 0-5  
 3/31/2002 H W 8-3  
 5/22/2002 # (22) L 10-11  
 5/16/2003 at W 6-4  
 5/16/2003 at L 3-4 (10)  
 5/17/2003 at W 7-5 (10)  
 3/19/2004 H L 3-5 (11)  
 3/20/2004 H L 4-8  
 3/21/2004 H W 6-2  
 4/1/2005 at L 7-8 (14)  
 4/2/2005 at L 5-10  
 4/3/2005 at L 2-3 (11)  
 5/12/2006 H W 4-1  
 4/13/2006 H L 0-5  
 5/14/2006 H W 9-2  
 3/17/2007 at W 7-2 (11)  
 3/18/2007 at W 9-6  
 3/18/2007 at L 4-9  
 5/26/2007 (17) L 0-5  
 5/9/2008 H L 3-9  
 5/10/2008 H L 2-5  
 5/11/2008 H W 5-4 (6)  
 5/21/2008 (17) W 8-7 (11)  
 3/27/2009 at L 3-4  
 3/28/2009 at W 5-2  
 3/29/2009 at L 5-6  
 5/22/2009 (13) W 11-1 (8)  
 5/15/2010 H W 3-2  
 5/15/2010 H W 5-1  
 5/16/2010 H W 5-3  
 5/19/2011 at L 0-6  
 5/20/2011 at L 1-2  
 5/21/2011 at L 2-3  
 5/28/2011 (13) W 3-2  
 4/13/2012 H L 1-2 (10)  
 4/14/2012 H L 2-6  
 4/15/2012 H L 3-5  
 5/16/2013 at W 10-4  
 5/17/2013 at L 5-8  
 5/18/2013 at W 8-7 (11)

## NC STATE (71-112-1)

1903 W 4-0  
 4/21/1904 at W 11-3  
 4/25/1906 H W 12-0  
 5/5/1906 at L 4-5  
 1925 L 6-8  
 1925 L 2-3  
 1928 W 3-2  
 1928 L 4-6  
 1929 W 7-2  
 1930 L 3-4  
 1930 L 5-10  
 1931 W 6-1  
 1933 L 1-4  
 1934 W 7-6  
 4/19/1955 L 2-13  
 5/6/1955 L 3-5  
 4/20/1956 H L 2-6  
 5/17/1956 L 8-27  
 4/18/1957 at L 3-4  
 4/29/1957 H W 19-6  
 4/7/1958 at L 5-8  
 4/21/1958 H W 3-2  
 4/25/1959 H W 4-3 (7)  
 4/25/1959 H W 11-4 (7)

4/23/1960 at L 4-15  
 5/2/1960 H L 6-13  
 5/5/1961 H L 3-10  
 5/12/1961 at L 2-4  
 4/20/1962 H L 9-10  
 5/4/1962 at L 6-14  
 4/26/1963 H W 15-7  
 5/3/1963 at W 9-8 (10)  
 4/24/1964 H W 2-1  
 5/1/1964 at L 3-5  
 5/13/1965 at L 3-6  
 5/14/1965 at L 4-10  
 4/22/1966 H W 4-0  
 5/6/1966 at L 0-2  
 4/15/1967 H W 4-3  
 5/5/1967 at L 3-5  
 5/11/1968 at L 1-4  
 5/11/1968 at L 1-6  
 4/26/1969 H L 3-11  
 5/9/1969 at W 7-6  
 5/9/1969 at W 4-3  
 4/24/1970 at L 5-6  
 5/15/1970 H W 8-4 (7)  
 5/15/1970 H W 11-1 (7)  
 4/18/1971 H L 0-3  
 4/25/1971 at W 3-1  
 4/8/1972 at W 3-1  
 4/8/1972 at L 1-5  
 3/25/1973 H T 1-1  
 4/7/1973 at W 5-1  
 4/7/1973 at L 3-6  
 4/20/1973 # (10) W 2-1  
 4/21/73 # (10) L 3-9  
 3/31/1974 at L 5-7  
 4/14/1974 H L 3-8  
 4/27/1974 # at L 1-3  
 4/13/1975 at L 0-2  
 4/13/1975 at L 1-4  
 3/28/1976 at W 3-2  
 4/11/1976 H L 3-8  
 3/27/1977 H L 0-6  
 4/10/1977 at L 1-8  
 4/1/1978 H L 4-17  
 4/15/1978 at W 5-2  
 4/8/1979 at W 6-4  
 4/21/1979 H W 5-4  
 3/23/1980 H W 3-2  
 4/12/1980 at L 1-6  
 4/24/1980 # at L 1-3  
 3/29/1981 at L 3-12  
 4/4/1981 H W 18-6  
 3/14/1982 at W 12-8  
 4/11/1982 H L 5-12  
 3/26/1983 H W 4-2  
 4/16/1983 at W 8-7  
 3/25/1984 at L 0-1  
 4/15/1984 H L 3-14  
 4/18/1984 # (13) L 0-10  
 3/17/1985 H W 22-6  
 3/23/1985 at L 2-3  
 4/18/1985 # (27) W 7-0  
 3/30/1986 at L 1-2  
 4/5/1986 H L 1-2  
 4/11/1987 at L 3-21 (7)  
 4/11/1987 at L 3-5 (7)  
 5/13/1987 # (14) L 2-4  
 4/10/1988 at L 3-21  
 4/16/1988 H L 8-13  
 4/17/1988 H W 12-11  
 5/13/1988 # (14) W 6-1  
 3/31/1989 H W 14-7  
 4/8/1989 at L 4-9  
 5/15/1989 # (14) L 8-11  
 3/23/1990 at L 1-10  
 3/24/1990 at L 6-7  
 3/25/1990 at W 12-7  
 5/12/1990 # (14) W 14-1  
 4/19/1991 H W 8-4  
 4/20/1991 H W 6-2  
 4/21/1991 H L 1-2  
 5/11/1991 # (14) W 4-3  
 4/17/1992 at W 5-1

4/18/1992 at L 3-6  
 4/19/1992 at L 1-2  
 4/17/1993 H L 2-4 (7)  
 4/17/1993 H L 2-8 (7)  
 4/18/1993 H L 3-8  
 5/15/1993 # (14) L 5-7  
 3/25/1994 at L 6-8  
 3/26/1994 at L 2-3  
 3/27/1994 at L 8-20  
 3/24/1995 H L 5-7  
 3/25/1995 H W 10-8  
 3/26/1995 H L 4-8  
 3/9/1996 at W 12-1  
 3/10/1996 at L 3-9  
 3/10/1996 at L 0-1 (7)  
 5/15/1996 # (13) W 5-1  
 3/21/1997 H W 6-1  
 3/22/1997 H L 3-0  
 3/23/1997 H W 5-4  
 5/14/1997 # (25) L 2-4  
 3/21/1998 at L 2-14  
 3/22/1998 at L 5-6  
 3/22/1998 at W 9-7 (7)  
 5/14/1998 # (13) L 1-4  
 3/26/1999 H L 1-2  
 3/27/1999 H L 3-8  
 3/28/1999 H W 9-6  
 5/20/1999 # (13) L 6-9  
 3/17/2000 at L 13-16  
 3/18/2000 at L 2-4  
 3/19/2000 at W 3-1  
 5/18/2000 # (24) W 9-5 (10)  
 3/23/2001 H W 8-7  
 3/24/2001 H W 10-2  
 3/25/2001 H L 3-10  
 5/18/2001 # (24) L 2-6  
 5/17/2002 at L 2-10  
 5/18/2002 at L 7-12  
 5/18/2002 at L 8-10  
 5/23/2002 # (22) L 5-6 (10)  
 4/19/2003 H L 1-7  
 4/19/2003 H L 2-3  
 4/20/2003 H W 8-3  
 5/22/2003 # (22) L 6-10  
 3/26/2004 at W 9-2  
 3/27/2004 at L 1-12  
 3/28/2004 at L 7-8  
 5/27/2004 # (22) L 5-6  
 4/8/2005 H W 2-0  
 5/9/2005 H L 0-6  
 5/10/2005 H L 2-3  
 5/26/2005 # (17) W 12-2 (7)  
 3/31/2006 at L 2-10  
 4/1/2006 at L 9-10  
 4/2/2006 at L 1-8  
 5/25/2006 # (17) L 3-4  
 5/11/2007 H W 4-2  
 5/12/2007 H L 7-10  
 5/13/2007 H L 6-8  
 5/23/2007 # (17) W 6-1  
 3/8/2008 at W 5-3 (10)  
 3/8/2008 at L 0-2  
 3/9/2008 at L 2-4  
 4/24/2009 H W 6-2  
 4/25/2009 H W 6-3  
 4/26/2009 H L 6-7  
 4/2/2010 at L 5-6 (11)  
 4/3/2010 at W 8-4  
 4/4/2010 at L 6-7  
 4/23/2011 H L 2-6  
 4/23/2011 H W 3-1  
 4/24/2011 H W 7-6  
 3/30/2012 at L 1-5  
 3/31/2012 at W 5-2  
 4/1/2012 at L 6-7  
 3/23/2013 H W 8-2  
 3/24/2013 H W 4-3  
 3/25/2013 H W 6-3

## NOTRE DAME (3-2)

3/22/1991 H W 12-6 (7)  
 3/24/1991 H L 0-12 (7)  
 3/24/1991 H W 5-2  
 5/23/1996 + (23) L 1-12  
 5/25/1996 + (23) W 7-1

## OLD DOMINION (25-29-2)

3/29/1965 L 1-9  
 4/7/1966 L 3-6  
 4/1/1967 L 4-5  
 4/15/1968 W 2-1  
 3/28/1969 at L 2-5  
 5/13/1970 H W 6-3  
 4/2/1971 at W 9-6  
 5/5/1972 H L 4-6  
 4/30/1973 at W 7-5  
 3/28/1974 H W 7-3  
 4/14/1976 H W 16-5  
 4/13/1977 at W 16-0  
 4/5/1978 H W 12-4  
 4/29/1979 at W 6-4  
 4/29/1979 at W 10-5  
 3/24/1980 at W 7-5  
 4/28/1980 H L 2-5  
 5/2/1981 H W 4-3  
 5/2/1981 H W 2-0  
 4/26/1983 at L 2-5  
 4/26/1983 at L 0-5  
 4/9/1985 H W 5-4 (10)  
 4/23/1985 at L 1-3  
 4/2/1986 H L 2-6  
 4/24/1986 at L 2-11  
 4/1/1987 H W 4-3  
 4/21/1987 at L 1-5  
 4/12/1988 H T 3-3 (10)  
 3/29/1989 H W 9-8  
 4/25/1989 at W 10-4  
 3/1/1990 at L 5-7  
 3/21/1990 H L 6-8  
 3/5/1991 at L 2-5  
 4/30/1991 H L 6-9  
 3/4/1992 at L 0-3  
 4/28/1992 H W 4-1  
 3/30/1993 H L 2-6 (7)  
 3/30/1993 H L 3-6 (7)  
 3/23/1994 at L 8-12  
 2/23/1995 at L 0-18  
 3/29/1995 H L 2-13  
 2/19/1996 H W 3-2  
 3/27/1997 at L 5-9  
 3/25/1998 H L 6-7  
 2/24/1999 at L 0-1  
 2/16/2000 H T 14-14 (8)  
 2/22/2002 (36) W 12-4  
 3/14/2002 at L 2-4  
 4/15/2003 H W 8-3  
 3/17/2004 at L 4-5  
 2/16/2005 at L 6-9  
 2/23/2005 H W 8-0  
 2/15/2006 H L 1-5  
 5/16/2006 at W 11-10  
 2/27/2008 H W 7-3  
 4/17/2013 H W 10-9 (10)

## PITTSBURGH (5-1)

1940 W 19-5  
 1941 W 6-5  
 4/3/1959 W 7-4  
 4/23/1962 W 4-2  
 4/20/1966 L 1-7  
 3/24/1981 H W 11-4

## RADFORD (18-4-1)

4/29/1988 (7) W 16-1  
 3/16/1989 H W 17-4  
 5/1/1990 H L 9-11  
 2/26/1991 H T 5-5  
 5/2/1993 at L 11-16  
 5/3/1993 H W 8-0  
 4/19/1994 (19) W 9-3  
 5/12/1995 H W 9-7  
 4/2/1996 at W 6-1

2/26/1997 H W 9-4  
 4/20/1998 at W 14-3  
 3/4/1999 H W 5-2  
 4/5/2001 at L 5-6  
 3/6/2002 H W 5-1  
 3/2/2003 at W 11-0  
 4/27/2004 H W 3-2  
 3/11/2008 H W 8-2  
 3/31/2009 (22) W 12-2  
 4/7/2010 H W 12-2  
 4/5/2011 H W 2-0  
 4/19/2011 at W 12-0  
 4/24/2012 H W 3-2 (11)  
 4/10/2013 H L 8-9

## RICHMOND (80-58-2)

4/20/1889 H W 13-4  
 4/12/1890 H L 5-9  
 5/4/1897 H W 9-4  
 4/20/1898 H L 6-8  
 4/21/1898 H L 12-19  
 3/17/1906 H W 13-5  
 1918 W 10-8  
 1919 W 5-4  
 1921 W 3-1  
 1922 L 1-4  
 1923 L 6-19  
 1926 L 6-7  
 1927 W 7-0  
 1928 L 1-6  
 1932 W 5-3  
 1934 L 0-12  
 1935 L 0-4  
 1935 W 4-3  
 1936 L 0-3  
 1936 W 4-2  
 5/8/1937 at L 1-12  
 5/11/1937 H W 4-1  
 1938 W 1-0  
 1938 W 7-1  
 1939 W 2-1  
 1939 L 0-7  
 1940 W 2-1  
 1940 W 5-4  
 1941 L 1-5  
 1941 W 9-6  
 1942 W 4-0  
 1942 L 1-8  
 4/21/1943 W 5-3  
 5/8/1943 L 1-8  
 4/29/1944 W 2-0  
 5/13/1944 L 0-9  
 4/28/1945 W 3-1  
 5/5/1945 W 10-1  
 1946 T 8-8  
 1946 L 3-4  
 1947 L 0-2  
 1947 L 0-4  
 4/21/1948 W 8-1  
 5/1/1948 at W 5-2  
 1949 L 1-13  
 1949 W 3-2  
 1950 W 3-2  
 1950 W 1-0  
 1951 W 3-2  
 1952 L 3-4  
 1952 L 1-5  
 4/28/1953 L 3-7  
 5/9/1953 W 8-1  
 4/24/1954 W 10-7  
 5/1/1954 L 1-3  
 4/30/1955 L 4-9  
 5/19/1955 W 4-0  
 4/28/1956 L 0-8  
 5/19/1956 L 2-6  
 5/15/1957 L 2-3  
 4/26/1958 L 0-17  
 5/19/1958 L 0-8  
 5/7/1960 L 4-7  
 5/19/1961 L 3-7  
 5/18/1963 L 4-8  
 5/6/1964 L 1-2  
 5/5/1965 W 5 or 4-3

# GAME-BY-GAME SERIES HISTORY VS ACC, 2014 OPPONENTS

5/3/1966	L	5-7
4/28/1967	L	0-1
4/10/1968	W	4-2
4/23/1969	at W	9-3
4/29/1970	H	W 5-4
4/16/1971	at W	28-2
6/1/1972 +	(6) W	18-2
4/24/1973	H	L 2-5
3/22/1974	H	L 0-7
3/28/1975	at L	0-14
4/9/1975	H	W 13-9
3/21/1976	H	W 12-3
4/1/1977	at W	5-4
4/14/1977	H	W 10-3
3/30/1978	H	L 3-4
4/3/1978	at L	9-11
4/19/1979	H	W 12-3 (7)
4/19/1979	H	W 12-3 (7)
3/19/1980	H	W 9-3
4/1/1980	at L	0-6
3/27/1981	at L	2-3
4/2/1981	H	W 12-9
3/23/1982	H	W 6-2
4/2/1982	at L	9-14
4/13/1983	at L	6-7
4/6/1984	at W	3-2
4/12/1984	H	W 9-8
3/26/1985	at W	7-0
4/11/1986	at W	16-6
4/2/1987	at W	10-2
4/7/1987	H	W 8-4
3/24/1988	at W	14-13
4/19/1988	H	W 6-5
4/6/1989	H	W 8-4
4/19/1989	at W	10-4
3/22/1990	H	W 5-2
4/18/1990	at W	8-6
4/9/1991	H	L 1-12
4/24/1991	at W	5-4 (10)
2/27/1992	H	L 3-6
3/31/1992	at W	5-3
3/2/1993	at L	2-8
4/4/1993	H	L 3-9
4/5/1994	at W	6-4
4/7/1994	H	W 9-5
3/28/1995	at L	7-8
4/4/1995	H	W 13-11
4/16/1996	at W	8-7
4/23/1996	H	L 9-13
4/8/1997	H	L 3-8
4/15/1997	at L	4-9
4/2/1998	at T	11-11
4/14/1998	H	W 9-7
3/31/1999	H	W 6-5
4/6/1999	at L	3-8
3/28/2000	at W	11-2
4/4/2000	H	W 11-2
3/27/2001	H	W 1-0
4/3/2001	at L	4-17
4/16/2002	H	L 6-15
4/17/2002	at W	12-11 (10)
3/3/2003	at L	1-2
3/3/2003	at L	1-2 (7)
4/1/2003	H	W 11-4
3/2/2004	at W	14-6
5/3/2005	H	W 11-0
4/5/2006	at W	5-0
4/26/2006	H	W 8-3
3/20/2007	at W	11-1
4/17/2007	H	W 12-5
4/20/2010	H	W 11-3
4/20/2011	H	W 12-1
4/17/2012	H	W 7-5
4/23/2013	H	W 6-2

## RUTGERS (2-6)

1895	W	9-2
1926	W	17-9
1938	L	4-8
1939	L	8-9
1949	L	4-6
1949	L	5-11
1950	L	2-3
3/30/1962	L	2-10

## TOWSON (14-2)

4/12/1982	H	W 19-6
4/1/1986	H	W 9-8
4/22/1991	H	L 4-6
2/17/2006	H	W 7-0
2/18/2006	H	W 7-2
2/19/2006	H	W 13-3
4/1/2008	H	W 9-8
4/2/2008	H	L 6-7
3/24/2009	H	W 13-4
3/25/2009	H	W 7-5
3/30/2010	H	W 8-5
3/31/2010	H	W 17-4
3/22/2011	H	W 6-0
3/23/2011	H	W 5-0
3/27/2012	H	W 8-0
3/28/2012	H	W 19-5
3/27/2013	H	W 7-1

## UNC WILMINGTON (5-1)

3/15/1980	at W	1-0
2/16/1997	at W	11-3
2/17/1997	at W	15-8
2/11/2005	at L	2-5
2/12/2005	at W	2-0
2/13/2005	at W	7-4

## VCU (36-19)

4/15/1979	H	W 17-4
4/19/1979	at L	3-14
3/20/1980	H	L 8-15
4/10/1981	H	L 6-7
4/15/1981	H	L forfeit
4/1/1982	H	W 16-15
5/3/1982	at W	17-1
3/5/1983	H	W 11-8 (7)
3/5/1983	H	W 5-4 (7)
3/27/1984	H	W 3-1
3/5/1985	at W	7-6
3/27/1985	H	W 9-7
3/20/1986	H	W 7-6
3/4/1987	H	W 6-1
4/23/1987	at W	13-6
3/1/1989	H	L 2-6
5/2/1989	at L	2-6
3/7/1990	H	W 15-8
2/27/1991	H	W 7-2
3/1/1991	at L	0-5
4/6/1992	at W	5-4 (10)
2/24/1993	H	W 8-4 (8)
2/25/1993	at L	4-8
2/20/1994	at L	6-7
4/26/1994	H	W 9-1
2/22/1995	at L	2-4
3/22/1995	H	W 9-3
2/21/1996	H	W 9-7
4/29/1996	at W	5-3
4/22/1997	H	W 11-7
4/29/1997	at W	5-2
3/31/1998	H	L 3-6
4/28/1998	at W	11-7
2/14/1999	vs. L	2-7
4/7/1999	H	W 14-1 (7)
4/20/1999	at L	2-4
3/6/2000	at W	8-7
2/28/2001	at L	6-7 (11)
3/20/2001	H	L 2-8
2/26/2002	H	L 7-13
3/27/2002	at L	1-6
4/29/2003	at L	3-5
5/12/2003	H	L 1-7
2/21/2006	H	W 7-1
4/10/2007	at W	8-1

5/1/2007	H	W 5-4
3/25/2008	H	W 5-3
4/21/2009	at W	8-1
5/12/2009	H	W 4-1
4/25/2012	at W	7-5
5/4/2010	H	W 10-5
6/4/2010 +	H	W 15-4
5/3/2011	at W	14-3
4/25/2012	at W	7-5
4/30/2013	at W	11-3
5/14/2013	H	W 17-3

## VIRGINIA TECH (92-79)

5/2/1900	H	W 12-0
5/10/1901	at W	8-3
1903	W	14-2
5/6/1903	H	W 13-4
4/14/1904	H	W 9-0
4/26/1905	H	W 7-1
4/27/1905	H	W 7-2
4/18/1922	H	W 6-0
5/4/1923	at W	7-0
5/10/1924	H	L 1-3
1926	L	4-5
1928	W	21-3
4/23/1928	at W	6-0
4/20/1929	H	W 12-2
5/14/1929	at W	8-6
4/19/1930	H	L 2-7
4/24/1931	H	L 4-5
5/16/1931	at L	1-6
4/22/1932	H	W 12-8
5/2/1932	at W	9-2
5/9/1933	H	L 5-11
4/30/1934	H	W 14-4
4/29/1935	H	W 7-3
5/13/1935	at L	7-11
4/20/1936	H	W 9-8
5/11/1936	at W	8-7
4/3/1937	at L	0-9
5/4/1937	(33) L	3-6
4/26/1938	at W	7-4
5/10/1938	H	L 1-9
5/8/1939	at W	9-5
5/15/1939	H	W 5-2
4/15/1940	at W	2-1
4/22/1940	H	L 1-6
4/18/1941	H	W 18-11
4/28/1941	at W	7-4
4/27/1942	at L	7-9
5/5/1942	H	W 3-2
5/4/1943	H	L 7-8
5/5/1943	H	L 7-9
5/17/1944	at L	1-2
4/21/1945	H	L 1-3
6/2/1945	at W	2-1
4/20/1946	at W	8-2
1946	W	11-7
5/10/1947	at L	4-10
5/22/1947	H	L 6-9
4/23/1948	H	W 10-9
5/8/1948	at L	2-13
4/18/1949	H	W 7-6
4/18/1950	H	W 4-1
5/15/1950	at L	0-9
4/11/1951	H	W 4-3
5/7/1951	at L	1-7
4/24/1952	H	W 1-0
1952	L	2-7
4/23/1953	H	W 7-6
5/11/1953	at W	4-3
4/19/1954	at W	3-2
4/27/1954	H	L 2-7
5/4/1955	at L	2-7
5/10/1955	H	L 7-9
4/9/1956	H	W 4-2
5/10/1956	at L	4-19
4/22/1957	at L	3-7
5/17/1957	H	W 5-1
5/8/1958	H	W 6-5
5/5/1959	H	L 3-9
5/18/1960	at L	7-9
4/12/1961	H	W 17-10

4/18/1962	at L	0-9
3/31/1966	H	L 1-7
4/18/1968	at L	0-20
5/6/1969	H	W 1-0
5/19/1970	at L	8-9
4/29/1971	H	L 4-5
5/10/1972	H	W 4-2
5/6/1973	H	L 4-7
4/12/1974	H	W 8-6
4/16/1974	at W	3-2 (10)
4/2/1975	at W	5-3
4/17/1975	H	W 10-1
3/26/1976	at L	6-10
4/2/1976	H	L 2-3
3/29/1977	H	L 9-12
4/8/1977	at L	7-9
4/14/1978	at W	10-1
4/12/1979	at W	9-2
4/16/1979	at L	0-4
4/28/1981	H	W 10-9
5/3/1981	at L	1-11
4/30/1982	H	L 6-10
5/1/1982	H	L 4-13
5/2/1982	at L	2-9
4/29/1983	at L	10-11
4/30/1983	H	L 3-8
5/1/1983	at L	11-12
4/27/1984	(19) L	4-9
4/28/1984	(19) L	3-5
4/29/1984	(19) L	9-10
4/27/1985	at L	13-14
4/28/1985	H	W 3-2
4/14/1986	at W	11-8
4/21/1986	H	L 12-13 (12)
5/9/1987	H	L 3-8
5/10/1987	(12) L	4-8
5/11/1987	at L	5-11
4/20/1988	H	L 8-11
4/20/1989	at W	10-9 (10)
4/26/1989	(12) W	6-2
4/11/1990	H	L 1-8
4/19/1990	H	W 14-13
4/25/1990	at W	14-13
4/3/1991	H	L 6-7
4/10/1991	H	W 5-2
4/17/1991	at L	5-11
4/8/1992	H	W 4-3
4/15/1992	H	L 3-12
4/22/1992	at L	4-6
4/7/1993	at L	1-6
4/14/1993	H	W 6-2
4/20/1994	H	L 3-5 (7)
4/19/1995	H	W 8-7
4/26/1995	at W	13-5
4/17/1996	(22) W	2-1 (10)
4/25/1996	H	W 8-1
3/9/1997	at W	14-11
4/8/1998	H	W 4-3
4/15/1998	at L	5-10
4/22/1998	at W	3-2
4/14/1999	at L	9-13
4/21/1999	H	L 7-11
3/29/2000	H	L 3-7
4/19/2000	at L	6-7 (10)
5/2/2000	H	W 5-4
4/11/2001	H	W 7-4
4/18/2001	at W	9-3
5/1/2001	(22) L	1-6
4/10/2002	at W	16-10
4/18/2002	(22) L	2-8
4/30/2002	H	W 8-7 (10)
4/16/2003	at L	3-5
4/23/2003	(22) W	10-7
4/21/2004	H	W 21-10
3/27/2005	at W	8-5
5/18/2006	H	W 4-2
5/19/2006	H	W 6-0
5/20/2006	H	W 11-7
3/30/2007	at W	3-1
3/31/2007	at W	11-4
4/1/2007	at W	8-5
3/28/2008	H	W 10-1

3/29/2008	H	W 9-2
3/30/2008	H	W 2-1
5/14/2009	at L	4-5 (10)
5/15/2009	at L	8-9
5/16/2009	at W	6-4
4/16/2010	H	W 4-2
4/17/2010	H	W 8-2
4/18/2010	H	L 5-8
4/1/2011	at W	18-3
4/2/2011	at W	9-3
4/3/2011	at W	10-2
3/9/2012	H	L 19-8 (11)
3/10/2012	H	W 4-3
3/11/2012	H	W 6-5
4/26/2013	at W	15-6
4/27/2013	at L	3-5
4/27/2013	at L	6-11
5/22/2013	(13) L	1-10

## VMI (102-29)

5/17/1889	at	W	19-4
5/3/1890	at	W	13-7
4/25/1891	at	W	24-0
4/28/1900	at	W	22-0
1903		W	7-1
4/6/1906	H	W	9-0
1911		W	11-0
1914		W	11-3
1916		W	14-5
1918		W	14-4
1919		W	2-1
1921		L	4-7
1922		L	1-3
1923		L	0-6
1923		L	0-4
1924		W	8-2
1924		W	9-4
1925		W	9-2
1925		W	5-3
1926		L	3-4
1926		W	2-1
1927		W	10-4
1927		W	15-3
1928		W	13-8
1929		L	6-8
1929		L	0-4
1930		L	2-12
1930		L	1-10
1931		L	3-4
1931		L	9-14
1932		(12) W	5-3
1932		W	15-7
1933		W	8-0
1933		W	4-3
1934		W	8-3
1934		W	12-9
1935		L	1-2
1935		W	5-1
1936		W	15-5
1936		W	3-1
4/13/1937	at	W	5-0
5/6/1937		W	9-1
1938		W	8-0
1938		L	8-12
1939		W	6-5
1939		W	15-3
1940		W	5-2
1940		W	14-11
1941		W	10-9
1941		W	10-2
1942		L	5-8
1942		W	13-1
4/10/1943		W	20-0
4/24/1943		W	17-5
1947		W	7-5
1947		W	15-3
4/28/1948		W	6-5
5/15/1948	at	W	6-3
1949		W	7-2
1950		W	7-6
1950		W	13-0
1951		W	12-2
1951		W	7-2

# GAME-BY-GAME SERIES HISTORY VS ACC, 2014 OPPONENTS

1952	W	12-5
1952	W	9-2
4/16/1953	W	7-1
5/12/1954	W	7-3
5/21/1954	L	5-7
4/27/1955	L	5-6
5/23/1955	W	2-1
5/5/1956	L	5-8
5/16/1956	W	4-2
4/2/1957	W	2-0
4/27/1957	W	10-4
4/19/1958	L	5-13
4/13/1960	L	6-19
4/7/1961	W	8-3
5/2/1962	L	1-7
4/30/1963	W	12-1
4/29/1965	L	2-3
5/17/1966	W	12-6
4/12/1967	W	2-0
4/7/1969	H	W 6-1
4/22/1970	at	W 5-1
4/26/1971	H	W 9-2
4/25/1972	at	W 9-4
5/1/1973	H	W 11-1
4/11/1974	at	W 6-4 (12)
4/7/1975	at	W 11-1
4/8/1976	at	W 8-6
3/31/1977	H	W 16-1
3/31/1978	at	W 6-1
4/29/1979	H	L 1-2
4/10/1980	at	W 7-0
4/10/1980	at	W 5-2
5/4/1981	H	W 13-3
5/4/1981	H	W 8-2
4/29/1982	at	L 1-8 (7)
4/29/1982	at	W 4-1 (7)
3/24/1983	H	W 11-3
4/3/1984	at	W 11-4
3/6/1985	at	W 5-1
4/30/1985	H	W 8-5
4/9/1986	at	W 12-9
4/22/1986	(12)	W 17-0 (7)
3/24/1987	H	W 8-0
4/5/1988	at	W 11-5
4/26/1988	H	L 3-5
4/17/1989	at	W 14-13 (10)
4/17/1989	at	W 14-8
3/6/1990	H	L 4-5
3/7/1991	H	W 16-5
2/22/1992	at	W 14-5
4/13/1992	H	W 12-1
2/23/1993	H	W 6-3
4/14/1994	at	L 3-12
2/28/1995	H	W 5-1
4/13/1995	at	L 4-6
4/22/1996	H	W 9-4
3/25/1997	at	W 13-3
2/25/1998	H	W 13-7
3/30/2005	H	W 2-1
4/18/2006	H	W 5-0
2/27/2007	H	W 5-3
4/3/2007	at	L 2-5
5/13/2008	H	W 6-5 (11)
3/11/2009	H	W 10-3
4/14/2010	at	L 3-12
2/23/2011	H	W 4-3
3/21/2012	H	W 12-3
4/3/2013	H	W 8-6

## WAKE FOREST (77-84)

4/21/1894	(18)	W 5-2
3/29/1897	H	W 10-3
5/4/1906	at	W 6-5
1938	L	4-6
1938	L	6-9
5/3/1955	L	2-7
5/14/1955	L	2-4
4/21/1956	W	8-4
5/1/1956	L	2-5
4/19/1957	W	5-4
4/30/1957	L	0-7
5/12/1958	L	2-13 (7)

5/12/1958	L	1-6 (7)
5/1/1959	L	2-5
5/9/1959	L	3-5
4/14/1960	L	6-10
5/9/1960	L	1-5 (10)
4/14/1961	L	6-12
4/29/1961	L	0-8
4/27/1962	W	3-0
5/11/1962	W	3-2 (10)
5/22/1962 #	L	0-7
4/19/1963	at	L 6-11
5/10/1963	H	L 4-5
4/17/1964	H	L 1-4
5/9/1964	at	L 0-5
4/10/1965	at	L 2-6
5/1/1965	H	W 7-1
4/15/1966	H	W 7-2
4/30/1966	at	L 0-10
4/7/1967	at	L 5-7
4/22/1967	H	W 1-0
4/13/1968	H	L 5-7
5/4/1968	at	L 0-15
5/4/1968	at	W 6-0
5/3/1969	H	L 5-6
5/4/1969	H	W 5-2
4/11/1970	at	L 4-5 (7)
4/11/1970	at	W 6-3 (7)
5/1/1970	H	W 13-4
4/10/1971	at	W 4-3
5/1/1971	at	W 11-2
4/16/1972	H	W 6-1
4/29/1972	at	W 8-7
4/29/1972	at	W 2-0
4/13/1973	H	W 11-0
4/13/1973	H	L 1-3
4/13/1974	H	W 10-4
4/13/1974	H	W 7-4
3/29/1975	H	L 3-4
4/12/1975	at	W 7-2
3/27/1976	at	W 1-0
4/10/1976	H	L 4-9
4/24/1976 #	(15)	W 8-2
3/26/1977	H	L 2-3
4/9/1977	at	L 0-10
4/16/1978	at	L 3-4
4/17/1978	at	L 7-9
4/19/1978 #	(10)	L 2-16
3/15/1979	at	W 12-3
3/16/1979	at	L 2-12
4/1/1979	at	L 4-14
4/14/1979	H	L 5-8
3/29/1980	at	L 5-7
4/5/1980	H	W 12-4
3/21/1981	at	W 10-8
4/12/1981	H	W 8-3
4/4/1982	H	W 7-5 (7)
4/5/1982	H	W 5-14 (7)
4/21/1982 #	(10)	W 10-4
4/24/1982 #	(10)	L 3-7
4/1/1983	at	L 3-10
4/1/1984	H	L 1-2
4/8/1984	at	W 6-4
4/7/1985	at	W10-3
4/13/1985	H	W 4-3
4/17/1985 #	(27)	L 4-9
4/13/1986	H	L 2-4
4/20/1986	at	W 15-12
4/4/1987	H	W 9-2
4/26/1987	at	L 4-5 (7)
4/26/1987	at	L 1-6 (7)
4/3/1988	H	W 6-5
4/23/1988	at	L 12-15 (7)
4/23/1988	at	W 8-2 (7)
3/26/1989	at	L 5-17
4/22/1989	H	W 9-8
4/22/1989	H	W 6-5
4/8/1990	H	W 9-0
4/8/1990	H	W 12-9
5/14/1990 #	(14)	W 8-4
4/6/1991	at	L 3-4 (7)
4/6/1991	at	W 4-2 (10)
4/7/1991	at	W 6-2

4/3/1992	H	L 7-14
4/4/1992	H	L 3-8
4/5/1992	H	L 2-6
4/2/1993	at	W 11-10
4/3/1993	at	W 13-9 (13)
4/4/1993	H	L 6-7 (10)
5/16/1993 #	(14)	W 8-7
4/15/1994	H	W 5-2
4/16/1994	H	L 2-7
4/17/1994	(18)	L 3-9
3/31/1995	at	L 4-9
4/1/1995	at	L 1-2
4/2/1995	at	L 2-3
4/19/1996	H	W 6-0
4/20/1996	H	W 8-4
4/21/1996	H	W 2-1
4/4/1997	at	L 4-8
4/5/1997	at	L 3-11
4/6/1997	at	W 7-6
4/24/1998	H	L 2-3
4/25/1998	H	L 4-13
4/26/1998	H	L 7-13
4/9/1999	at	L 2-11
4/10/1999	at	L 8-14
4/11/1999	at	L 4-5
5/19/1999 #	(13)	L 3-4
3/24/2000	H	L 0-4
4/25/2000	H	W 10-9
3/26/2000	H	L 5-13
5/19/2000 #	(24)	W 8-3
5/6/2001	at	L 8-9
5/7/2001	at	L 2-14
5/8/2001	at	L 1-4
5/17/2001 #	(24)	L 1-2
4/12/2002	H	L 7-8
4/13/2002	H	L 3-4
4/14/2002	H	L 5-9
4/25/2003	at	L 1-2
4/26/2003	at	W 13-2
4/27/2003	at	W 6-4
5/23/2003 #	(22)	W 12-11 (10)
5/13/2004	H	W 5-4 (10)
5/14/2004	H	W 11-7
5/15/2004	H	W 8-6
3/4/2005	at	L 8-11
3/5/2005	at	L 8-15
3/6/2005	at	L 6-7
3/24/2006	H	W 3-2
3/25/2006	H	L 2-3
3/26/2006	H	W 10-2
3/9/2007	at	L 3-8
3/10/2007	at	W 13-5
3/11/2007	at	L 6-7
4/18/2008	H	W 4-2
4/19/2008	H	L 3-14
4/20/2008	H	W 3-2 (11)
5/24/2008 #	(17)	L 4-7
3/6/2009	at	W 18-2
3/7/2009	at	W 8-6
3/8/2009	at	W 21-5
5/25/2011 #	vs.	W 13-1 (7)
4/7/2012	H	W 9-4
4/8/2012	H	W 4-1
4/9/2012	H	W 11-2
4/6/2013	at	W 7-6
4/7/2013	at	W 8-6
4/8/2013	at	W 9-7

## WILLIAM & MARY (70-29-2)

4/23/1902	H	W 27-1
3/29/1905	H	W 22-0
3/25/1909	H	W 13-0
1918	W	11-3
1919	L	0-2
1921	W	8-6
1922	W	6-5
1923	L	6-17
1924	W	13-9
1929	L	3-19
1930	L	3-9
1933	W	7-2
1934	L	5-6
1934	W	4-3

1935	(11)	T 5-5
1935	W	15-5
1936	L	2-10
1936	W	11-4
4/10/1937	at	L 3-5
4/28/1937	H	L 3-7
1938	W	7-4
1939	L	2-6
1940	W	9-1
1940	W	13-11
1941	L	2-8
1941	L	5-6
1942	W	10-1
1942	L	2-7
1946	W	6-1
1946	L	2-6
1947	W	8-1
1947	W	18-3
1950	W	8-0
1951	W	6-2
1951	L	3-6
1952	W	9-4
1952	W	4-3
4/20/1953	W	6-4
5/20/1953	L	7-8
3/26/1957	L	6-7
5/14/1958	L	9-10
4/7/1959	W	4-3
5/1/1962	W	7-3
5/7/1963	L	5-6
4/14/1964	W	2-0 (6)
4/30/1968	L	4-7
3/27/1969	at	W 5-0
4/12/1970	H	W 4-0
4/3/1971	at	L 3-4
4/27/1972	H	L 5-17
4/29/1973	at	W 9-1
4/17/1974	H	W 9-3
3/18/1975	at	W 3-1
3/20/1976	H	W 7-4
4/12/1977	at	W 2-1
4/12/1978	H	W 9-4
4/23/1979	H	W 4-2
4/2/1980	at	W 12-8
4/3/1981	H	W 11-4
3/29/1982	H	W 12-4
4/4/1983	at	W 7-4
4/10/1984	H	W 12-9
2/27/1985	at	W 12-3
4/11/1985	H	W 7-6
2/26/1986	at	W 9-7 (8)
4/4/1986	H	W 5-4
3/3/1987	at	L 12-13 (8)
3/26/1987	H	W 9-8
3/2/1988	at	W 12-4
4/14/1988	H	W 6-0
3/30/1989	H	W 11-1
4/11/1989	at	W 2-1 (10)
2/23/1990	at	W 6-3
3/2/1990	H	T 6-6
4/1/1991	at	L 7-8 (10)
4/29/1991	H	W 8-1
2/28/1992	at	W 8-7
3/6/1992	H	L 1-8 (6)
3/9/1993	at	W 13-8
4/20/1993	H	L 5-9
3/8/1994	at	W 5-3
4/11/1995	H	W 7-4
2/18/1997	at	W 11-2
3/26/1997	H	W 14-4
3/4/1998	H	W 18-4
4/16/1998	at	W 5-1
3/2/1999	H	L 5-8
2/29/2000	at	L 3-9
2/27/2001	H	L 5-10
2/27/2002	H	W 5-3
3/19/2003	H	W 6-0
4/6/2004	at	W 11-9
4/27/2005	H	W 9-4
2/20/2007	H	W 17-2
4/23/2008	H	L 5-6
2/24/2009	H	W 11-1
3/10/2010	at	W 12-6

3/16/2010	H	W 9-1
3/1/2011	H	W 9-0
2/21/2012	H	W 6-5 (11)
2/19/2013	H	W 11-2

- 1 - Norfolk, Va.
- 2 - Washington, D.C.
- 3 - Annapolis, Md.
- 4 - Greensboro, N.C.
- 5 - Richmond, Va.
- 6 - Gastonia, N.C.
- 7 - Front Royal, Va.
- 8 - Statesboro, Ga.
- 9 - East Carolina University
- 10 - Chapel Hill, N.C.
- 11 - Rollins College, Orlando, Fla.
- 12 - Madison, Va.
- 13 - Durham, N.C.
- 14 - Greenville, S.C.
- 15 - Clemson, S.C.
- 16 - Auburn Univ.
- 17 - Jacksonville, Fla.
- 18 - Lynchburg, Va.
- 19 - Pulaski, Va.
- 20 - Florida A&M, Tallahassee, Fla.
- 21 - Prince William, Va.
- 22 - Salem, Va.
- 23 - Tuscaloosa, Ala.
- 24 - Fort Mill, S.C.
- 25 - St. Petersburg, Fla.
- 26 - Corvallis, Ore.
- 27 - Atlanta, Ga.
- 28 - Coral Gables, Fla.
- 29 - Fullerton, Calif.
- 30 - Irvine, Calif.
- 31 - Oxford, Miss.
- 32 - Omaha, Neb.
- 33 - Madison Heights, Va.
- 34 - Raleigh, N.C.
- 35 - Orlando, Fla.
- 36 - Charleston, S.C.
- 37 - Wilmington, N.C.
- 38 - Chicago, Ill.
- 39 - Danville, Va.
- 40 - Washington D.C.
- 41 - Conway, S.C.

# ACC Tournament  
 + NCAA Regional  
 ^ NCAA Super Regional  
 \* College World Series



# CAVALIER BASEBALL ALL-TIME LETTERWINNERS

<b>A</b>	
Abbitt, Robert (Capt.)	1935-36-37
Abel, Nathaniel	2012
Adams, David	2006-07-08
Adkins, John	1963
Aichholz, Don	1950-51-52
Albright, Kevin	1996
Altemus, Broden Brook	1946-48-50
Amaro, Rob	2011-12
Anderson, E.J.	1995-96-97-98
Anderson, Peter Matthew	1973-74-75
Anderson, Robert Steven	1976-77
Anderson, T.B.H.	1912-13
Angle, Eugene C.	1963-64-65
Angus, Herman T.	1965
Antonicic, Josh	1992-93
April, Benjamin	1928-29
Arey, Mark	1995
Arico, Kevin	2008-09-10
Arnette, Clyde Eugene	1966
Arnold, Charles	1956-57
Arnold, George B.	1925-26-27
Ashby, Benjamin C., Jr.	1937-38
Atkinson, William E.	1928-29
Avery, Matt	2003-04-05
Ayres, Elmer Vincent	1936-37-38




<b>B</b>	
Baber, Billy	1999
Babiyak, Richard Preston	1943-44
Bailey, Rives (Capt.)	1954-55-56
Bain, Kirk	1950
Ballard, Mike	2003-04-05-06
Bangel, Herbert K.	1947
Barbary, Travis	1990-91-92-93
Barbee, Allan	1954
Barbee, Melvin	1978-79-80-81
Barger, John E.	1959-60-61
Barr, John	2008-09-10-11
Barth, Dennis Gerald	1984-85
Basara, Michael Brian	1986-87-88
Baugh, Randy	1992
Bayha, Bill	1988-89-90-91
Bazzarre, John (Mgr.)	1953-54
Beale, Samuel Edward	1969-71
Bear, Clay F.	1947-48
Beard, Donald S.	1926-27-28
Benick, Jonathan	1999-00-01
Bennie, Rob	2013
Berkeley, N.	1916
Berner, William	1947-48-49
Bernstein, Daniel (Capt.)	1972-73-74-75
Bernstine, Matt	2005-06
Berry, Tom	1954-55
Berry, William Thomas	1976
Biddix, Tyler	2008-09-10-11
Biggs, Charles William	1982-83-84-85
Bimmerle, John	1991-92
Blackburn, Thomas Huntington	1970-71
Blackney, J.P.	1911
Boger, Bruce A.	1968-69
Bonney, William	1955
Bono, Chris	1998
Booker, Bodley (Mgr.)	1940

Booker, William Jeffery	1984-85
Booser, William M.	1950
Bouldin, Curtis Frye (Capt.)	1934-35-36
Bowen, William T.	1928-29-30
Bowling, Josh	1997-98-99
Boyer, John (Mgr.)	1949-50
Boyer, Michael D.	1960
Bozorth, John Clyde	1933-34
Bracht, Albert Steven	1971-72-73-74
Bransford, Pat	1993-94-95-96
Brant, A.T. (Mgr.)	1907
Bratt, David Jefferson	1970-71-72-73
Brennan, Michael Brian	1988-89-90
Brewer, Walter J. C.	1932-33-34
Brewer, Ward W.	1931-32-33
Brindle, Stephen (Capt.)	1970-71-72-73
Bronaugh, Samuel M.	1924-25
Brown, Charles Lee	1942
Brown, James Dall, Jr.	1936
Brown, Percy H.	1927-28-29-30
Brown, Ray	1950
Brown, Rodney	1959
Brugmann, William	1943
Bruno, Stephen	2010-11-12
Bryan, R.C.	1944
Bryant, Herbert	1931
Bryant, Stephen Robert	1968-69-70
Buchanan, Brian	1992-93-94
Buecler, Reid	1995
Bugnar, Ronnie G. (Capt.)	1965-66-67
Burcham, Timothy Lee	1983-84-85
Burnes, Justin I.	1939-40-41
Busch, Herbert	1957-58-59
Byrd, William E., Jr.	1929-30

<b>C</b>	
Cabaniss, W.H.	1909-10-11
Cabell, Robert, III	1926-27-28-29-30
Caine, Robert	1946-47-48
Callaway, P.A.	1915-16
Camp, R.G. (Mgr.)	1907
Campagna, Mike	2005-06
Campbell, Will	2007-08-09
Canady, Joel	1994-95-96
Cannon, Tyler	2007-08-09-10
Cappellmann, John	1993-94-95-96
Cardwell, Bickerton W.	1927-28-29
Cardwell, Vincent	1933-34-35
Carr, David W.	1946-47-48-49
Carraway, Andrew (Capt.)	2006-07-08-09
Carleton, Walter M.	1965
Carrington, A.B., Jr.	1918
Carrington, Edward	1965
Carrington, Richard A., Jr.	1922
Carter, Arlen	1952-53
Carter, Francis Edward	1934-35
Carter, Hill, Jr. (Mgr.)	1967-68
Carter, T.C., Jr.	1911-12-13
Cave, Alexander M.	1941-42-43
Cave, George Fielding	1976-79
Cave, Richard Scott (Mgr.)	1976
Chandler, B.F.	1907
Chandler, Eric	2005
Chapman, Denny	1998-99
Charles, David H.	1947-48-49
Charles, Roger	1932-33
Christensen, Eric	2001-02-03
Christian, Andrew H.	1942
Clarke, James Kevin	1981-82-83-84
Clay, Matt	1998
Close, Oscar T.	1929
Cogswell, Brandon	2012-13
Cohen, Irvin R.	1938
Cohn, Greg	1991
Coleman, David	2008-09-10-11
Collins, Ty	2001-02
Coman, Robbie	2013
Cook, Jason Alexander	1990-91-92-93
Cook, Robert Thomas	1978
Cooke, Addison Barnwell	1956
Conner, Doug	2000
Costello, Charles	1930
Coughlin, Tim (Capt.)	1992-93-94
Counts, David F.	1967-68-69
Counts, Justin	1993-94-95-96
Cowan, Jake	2008
Cowgill, Joseph M.	1935-36-37

Crawford, C.B.	1907-08-09-10
Creswell, Brandon	1998-99-00-01
Crowley, Thomas	1990-91-92-93
Crighton, George	1957
Crockett, Kyle	2011-12-13
Cropper, Lannie, Jr. (Capt.)	1978-79-80
Cubbage, Michael Lee	1969-70-71
Cunha, Stephen Manuel	1989-90-91



Cunningham, John Parks	1972-73-75
Curtis, William W. (Capt.)	1965-66-67
Cusick, Derrick	1991-92-93-94

<b>D</b>	
Dall, Francis Lynn	1975-76
Dalton, T.P.	1907
Dan, Terry Alan	1969-70-71-72
Danecker, Pat	1995-96
Darby, Josh	2004-05
Darlington, Fred L.	1926-27
Davenport, Ted (Capt.)	1950-51-52
Davidson, Walter Victor, Jr.	1934-35
Davis, Neal	2007-08-09-10
Davis, Will	2001
Dawson, Cooper	1931
Dawson, Doyle	1955-57
Deal, Louis L.	1924
DeBoe, Joel (Capt.)	1968-69
Deitrick, William A.	1923-24-25-26
Dement, Robert Warren	1984-85-86
Derian, Paul S.	1944-46-47-50
Dent, Clarence Rodgers	1930-31
DeVenny, James W.	1960
Devane, Dave	1991-92-93
Diffey, A.C. Carter	1925-26-27
Dillard, Hardy	1960-61
Dobies, Andrew	2002-03-04
Dodson, James R., Jr. (Capt.)	1939-40-41
Doering, Don Alban	1976
Doherty, Kevin	2013
Dohner, John	1952-53
Doolittle, Sean	2005-06-07
Douglas, M.T.	1911-12-13
Dowhower, Brian	1990
Dowhower, Deron	1991-92-93
Downes, Brandon	2012-13
Doyle, David Scott	1976
Drissel, Virgil Homer (Capt.)	1932-33-34
Drummond, H.C.	1916
Duff, David Arnold	1977-78-79
Duke, Lee Monroe, II (Mgr.)	1976
Duncan, Columbus, Jr.	1976-77-78
Dunn, David H.	1929
Dunn, J. Willcox	1920-21-22
Dunn, Matt	2003-04
Dvorak, W.	1956

<b>E</b>	
East, Jeffrey Glenn	1983
Edmunds, James, III	1936-37-38
Edwards, William	1954-55-56
Effertz, Joel	2012
Eisenman, Arthur F., Jr.	1950
Ellington, Samuel E. (Capt.)	1946-47
Elliott, Carleton	1949
Ellis, Charles W.	1950

Ellis, James Lindell	1930
Ellis, Jordan	2005
Ellis, Robert Anthony	1974-75
Emerson, Robert Marye	1975-76-77
Erbaugh, Douglas William	1981
Evans, Hugh McCloskey	1988
Evans, Kerr Stewart, Jr.	1966-67-68
Evans, Tom P.	1948-49-50

<b>F</b>	
Fahy, Kevin	1994
Farmer, Paul	1927
Farquhar, Norman	1941-42
Farrell, Jeremy	2006-07-08
Farson, George W.	1960-61-62
Fay, R.R.	1919
Fayonsky, Sam W.	1928
Fechter, William C.	1942
Fiegl, Todd Andrew	1989-90-91
Finlay, E.	1912-13
Fisher, Chad	2004
Fisher, Derek	2012-13
Fisher, Stanford A.	1961
Fitchett, M.S.	1910-11-13-14-15
Fitz-Hugh, G.S., Jr. (Mgr.)	1961
Fitzhugh, Donald Lewis	1935
Fletcher, G.R.	1931-32-33
Florio, Joe	2005
Floyd, E.N. (Mgr.)	1910
Floyd, Mike	1999-00
Ford, Kevin	1993-94-95-96
Forst, John J.	1949-50
Forys, Joseph	1954-55-56
Foster, Henry P.	1923-24
Fox, Robert D.	1961-62
Friedberg, Samuel	1926-27-28
Fulton, W.H.	1907-08-09
Fuqua, Michael Bond	1985-86

<b>G</b>	
Gale, Christopher	2001-02-03-04
Galloway, John	1994-95-96
Gammon, F.A.	1914-15-16
Gammon, Larry J.	1964-65-67
Gardner, Scott Alan	1973-74-75
Garland, John	1953-54
Ghrist, Jordan	2002-03-04
Gibson, Carl E., Jr. (Capt.)	1963-64-65
Gilbert, Peter (Mgr.)	1959
Gill, Jason	1991
Gilleland, Ryan	1995-96-97-98
Gillette, James T., Jr.	1938-39-40
Gillette, Turnbull	1941-42-43
Gillispie, Paul	2001-02-03-04
Giraldo, Luis	1997-98-99-00
Glauber, Robert	1927-28
Goodman, Leonard	1944
Goodman, Robert	1989-90
Gonzalez, Julian	1996-97-98-99
Gordon, Geoffrey N.	1966-68
Gordon, Michael	1979-80-81-82
Gosney, Luther S.	1939-40
Gosselin, Phil	2008-09-10
Gowin, Terry Kent	1966
Graggani, Reed	2010-11-12-13
Grant, D.W.	1913-14-15
Gravins, Thomas B.	1958-59-60
Green, B., Jr.	1914-15-16-17
Greene, Gary N.	1969
Greene, Wayne	1952
Greer, David Oxford	1968-69
Graham, Thomas C.	1968
Greisinger, Seth	1994-95-96
Grimes, Donald R. (Mgr.)	1964
Grisham, Ty	2002-03
Grovatt, Dan	2008-09-10
Grove, Brad	2008-09
Guy, David Powell	1985-86-87-88
Guyer, Brandon	2005-06-07
Gwathmey, H.H.	1917-18-19

# CAVALIER BASEBALL ALL-TIME LETTERWINNERS

Haden, Gregory Keith.....	1976-77-78-79
Haden, Robert H.....	1941
Hagan, Tom.....	2003-04-05-06
Hall, Aza Tyndall.....	1935
Hall, Charles Y., Jr. (Capt.).....	1967-68
Hall, Franklin Woodrow, Jr.....	1984-85
Hall, McClure.....	1958
Hall, Rodney Dean.....	1973-74
Hall, William Edwin.....	1970-71-72
Hall, W.H., Jr (Capt.).....	1956-57-58
Hall, Yates.....	1992-93-94
Halley, Shane.....	2009-10-11-12
Halstead, Arthur L.....	1965-66-67
Haney, Keith.....	1995-96-97-98
Hansard, Greg.....	2000-01-02-03
Hardy, Robert (Capt.).....	1955-56-57
Hare, Reese.....	1927
Harman, William B.....	1939-40-41
Harrington, Colin.....	2011-12-13
Harris, Duane A.....	1973
Harris, Glenn Raymond.....	1980-81-82-83
Harris, Stanley S.....	1950
Harrison, Preston.....	1953
Harrison, Robert E., Jr.....	1921-22
Hartman, Chris.....	1993



Harvey, William Lee (Capt.).....	1974-75-76
Headd, Scott.....	2002-03-04-05
Heatwole, Gary Douglas.....	1972-73-74
Helmer, George.....	1991-92
Henry, Tim.....	2004-05-06-07
Heon, Steven N. (Capt.).....	1979-80-81-82
Hernandez, Reynaldo.....	1992
Hernon, Ken.....	1993
Heurich, Robert G.....	1950
Hewitt, J.S.....	1913
Hickman, Canon.....	2001-02-03-04
Hicks, Ben.....	2002
Hicks, John.....	2009-10-11
Hicks, William Joseph.....	1952-53
Hielig, Robert.....	1959
Hilburn, Brian Michael.....	1970-71-72-73
Himes, Ben.....	2000
Hoare, Tommy Ehler (Capt.).....	1982-83-84
Hoch, Casey.....	1991-92
Hodges, Thomas B.....	1964
Hodgson, Asbury Hull.....	1921
Hoff, J.F.....	1907-08-09
Hoffer, Martin S.....	1936
Holden, Richard Derr.....	1978
Holland, Howard.....	1923-24-25-26-27
Holland, William Whitaker.....	1930
Hollar, Barry Lynn.....	1974-75
Hollar, Hunter Ray.....	1968-70-71
Honaker, S.W.....	1907-08-09-11-12
Hooff, Charles Rapley, Jr.....	1933-34-35
Hopkins, David Mark.....	1981-82
Hopkins, Richard L.....	1967-68
Horton, David Scott.....	1983-84-85-86
Horton, Ricky Neal.....	1978-79-80
Howard, Nick.....	2012-13
Howze, C.P.....	1919
Hubbard, Garland R.....	1923-24
Hudson, Ryan.....	2004-05-06-07

Hume, J.S.....	1909-10-11-12
Huff, Robert M (Capt.).....	1947-48-49
Hultzen, Danny.....	2009-10-11
Hunt, Corey.....	2008-09-10-11
Hunt, Shooter.....	2005-06
Hurrie, Mark.....	1999-00-01-02
Hushion, John B.....	1927-28

I	
Inge, Clifton.....	1956-57
Irving, Nate.....	2012-13

J	
James Philip.....	1942
Jarecke, Robert F.....	1944-50
Jeffries, Thomas N.....	1927
Johns, Douglas Alan.....	1987-88-89-90
Johnson, Ed C.....	1958
Johnson, J.M.....	1944
Jones, A.P.....	1907
Jones, Carlton Shepherd.....	1980
Jones, Chris (Capt.).....	1993-94
Jones, Maury L.....	1954-55
Jordan, Howard Tyler.....	1972-73-74-75
Jordan, W.H.....	1908
Jortland, Robert.....	1962
Joseph, Charles.....	1956-57-58
Judkins, William L., III.....	1969-71-72

K	
Kahn, Sam.....	1993-94-95-96
Kalamaya, Ryan.....	1999-00
Kampshor, John.....	1981-82-83-84
Kamrath, Jeff.....	2001-02-03-04-05
Kantor, Doug.....	1988-89-90
Kasprzak, John F., Jr.....	1986
Katos, Michael J.....	1966
Kavulich, Andrew.....	1986-87-89
Keesee, Stuart.....	1956
Keiper, Tommy.....	1998-99-00
Kelley, William R.....	1968
Kemmerer, Jon.....	1995-96-97-98
Kendall, Charles R.....	1941
Kennedy, Casey.....	1997-98-99
Keyser, Thomas Franklin.....	1975
Kihm, Edward (Capt.).....	1968-69-70-71
Kindley, Wilbur A.....	1924-25-26
King, Charles C., Jr.....	1940
King, Jared.....	2009-11-12-13
Kinsman, Ted.....	1995-96-97-98
Kirby, Nathan.....	2013
Kirk, Herbert.....	1943
Kirkeide, Kyle.....	1996
Kirtley, Todd.....	1982
Kirwin, Paul.....	1952-53
Kizer, John P.....	1938
Kline, Brandon.....	2010-11-12
Kolar, Kye.....	2004
Koontz, James Andrew.....	1982-83-84-85
Korber, Douglas John.....	1976-77
Koshansky, Joe.....	2001-02-03-04
Koval, Barry B.....	1966
Kowalski, Keith (Capt.).....	1984-85-86
Krekorian, Kent.....	2004
Kruger, Theodore (Mgr.).....	1949
Kruse, Kent Todd.....	1990-91-92-93
Kughn, Christopher J.....	1987-88-89-90
Kuyk, Charles F.G.....	1921
Kuyk, Dirk A.....	1920-21-22

L	
LaCross, David Michael.....	1972-73-74
Laird, Adam.....	2002-03-04-05
Lambert, Casey.....	2004-05-06-07
Lambotte, Jules, Jr. (Capt.).....	1962-63-64
Landes, W.D.....	1913-14
Lane, Fletcher.....	2000
Lange, Joseph Anthony.....	1981-82-83
Lange, Paul.....	1990-91
Lankford, Frank G.....	1990-91-92-93
LaPorta, Scott Albert.....	1982-84
La Prise, John.....	2013
Larison, Robert.....	1957
Laszewski, Marion (Mgr.).....	1955
Latchum, Henry.....	1943
Latham, Anthony.....	1981-82-83
Lauglin, Dillard C.....	1950



LaVigne, Tim.....	1997-98-99-00
Lawler, L.F.....	1907
Lawler, Robert P.....	1933-34
Leachman, John P.....	1946-47-48-49
Lee, Andrew.....	1996
Lee, Charles B.....	1925-26-27-28
Lee, Harry (Capt.).....	1952-53-54-55
Lee, Keith Lamont.....	1986-87-88-89
Lee, Sam Lile.....	1931-32-33
Lescanec, Loyde West.....	1977-78-79-80
Levine, Ryan.....	2011
Lewicki, Artie.....	2011-12-13
Lewis, Minor Botts.....	1930
Lile, M.C.....	1911-12-13-14
Limburg, Pete.....	1962
Limburg, Ronald.....	1960
Lindner, Michael David.....	1987-88-89-90
Linder, Steve.....	1991-92-93-94
Linker, Robert L.....	1958
Liskey, Keith A.....	1965-66-67
Lisle, Brett.....	2013
Lohr, Charles Michael.....	1958-59-60
Long, Maurice G., Jr.....	1930
Long, Michael Alan.....	1987-88-89-90
Lopez, Javier.....	1996-97-98
Lorick, Jeff.....	2007-08-09
Lucas, John W.....	1934
Lucas, Sean.....	2009
Lucido, Matt.....	2004
Luck, Samuel P., Jr. (Capt.).....	1932-33-34
Luina, Miguel.....	2002-03-04
Luse, Jan M.....	1969
Luther, James H.....	1925
Lutton, David.....	1995
Lynch, David Wayne.....	1982-83-84-85

M	
MacDonald, Alexander (Mgr.).....	1912
MacFarland, Benjamin S.....	1935
MacKenzie, Charles G.....	1938
Macon, Barclay.....	2001
Madden, Kevin Michael (Capt.).....	1984-85
Maddux, H.C.....	1907-08
Mahood, Alexander M.....	1922
Mahood, C.D.....	1918-19-20-21
Male, Evan James.....	1935-36-37
Malloy, Robert William.....	1983-84-85-86
Malone, Scott Patrick.....	1989-90
Mangum, Charles (Capt.).....	1977-78-79-80
Maphis, Sam W.....	1924-25
Marchetti, Louis.....	1949-50
Marinak, Chris.....	1999-00-01-02
Marralle, Michael, Jr.....	1987-88
Marsh, Brandon.....	2006-07
Marshall, Samuel B.....	1939
Martin, Marion.....	1957-58
Martinsen, Hans Rolf.....	1989-90-91-92
Marvin, Robbin M. (Capt.).....	1969-70-71-72
Marvin, Robbin.....	1999-00
Marwitz, David Bradley.....	1984-85-86
Massie, Henry M., Jr.....	1962-63-64
Massimini, Michael Francis.....	1970
Mawyer, William Ivar, Jr.....	1976
Mayberry, Whit.....	2010-11-12-13
Mayer, Grant.....	2000
Maynard, Daniel Joseph (Capt.).....	1984-85

Mazurek, Marty.....	1995
McAlpine, Robert E (Mgr.).....	1942
McAnaney, Pat.....	2005-06-07-08
McCall, J.E., Jr.....	1916-17-18
McCall, J.L.....	1919-20
McCann, William T.....	1939-40-41
McCarthy, Joe.....	2013
McCleary, Shawn.....	1999-00-01-02
McClelland, Walter.....	1943
McCormick, Hugh D.....	1928
McCoy, Doug.....	1983
McCoy, John.....	1944
McCoy, Kallen.....	2001-02
McCoy, Thomas A.....	1923-24-25-26
McCrory, John Walter.....	1987-88-89
McDonald, Kevin Francis.....	1986-87-88
McGettigan, Brian.....	1994-95-96
McGee, Robert.....	1960
McGrane, Eric.....	1998-99-00
McGraw, James Albert (Mgr.).....	1970-71
McGuire, John.....	1913
McKee, Tom (Mgr.).....	1956-57
McKinley, Robert A.....	1942-43
McLaughlin, James, II (Capt.).....	1986-87
McMahon, Harry, Jr.....	1972-73-74
McMillan, Mark.....	1987-88-89-90
Meadows, Terry.....	1993-94-95-96
Meeks, Donald Marshall.....	1980-81-82
Meleski, Mark Stephen.....	1979-80-81
Melrose, J.T.....	1929
Melroy, Donald James.....	1990-91-92-93
Meola, Anthony Michael.....	1988
Mercer, Richard Wayne.....	1983
Merchak, Daniel John.....	1969-70
Merical, Tom.....	1997-98
Merrill, Sereno.....	1940
Merritt, Charles W.....	1942
Metzger, Jon.....	1998-99-00
Miclat, Greg.....	2006-07-08
Mielziner, William Samuel.....	1929-30
Millen, Robert S.....	1930
Miller, C.Bradley.....	1982-83
Miller, Courtney Stuart.....	1984-85-86
Miller, James.....	1953-54
Miller, William.....	1955
Mitchell, Chace.....	2012
Mitchell, Mike.....	2004-05-06-07
Mitchell, Shawn.....	1991-92-93-94




Moon, Norman K. (Mgr.).....	1958
Moore, Charles (Capt.).....	1976-77-78-79
Moore, James Anthony.....	1990
Moore, J.S.....	1907-08-09
Moore, J.F. (Mgr.).....	1912
Moore, Calvin Edwin.....	1968
Moore, Matt.....	1992-93-94-95
Moore, Tony.....	1988-89-90
Moran, W.G., Jr.....	1919-20
Morey, Robert.....	2008-09-10
Morgenthaler, Scott.....	2003-04-05
Morris, Dewey.....	1958-59
Morton, J.W.....	1917-18
Moses, H.....	1907-08
Mount, M.B.....	1919
Moyer, James.....	1955-56-57



# CAVALIER BASEBALL ALL-TIME LETTERWINNERS

Moynihan, Matt (Mgr.).....	2004-06
Mullmann, Ted M.....	1952-53
Muncy, James Lee.....	1986-87
Murray, James Kirtis, III.....	1983-84
Musser, Jeffrey Stefan.....	1979-80
Mustard, Joseph Carson.....	1936
Myers, Josh.....	2003-04-05-06
Myers, Timothy Robert.....	1987



<b>N</b>	
Narleski, William (Capt.).....	1984-85-86-87
Nash, W.H. (Mgr.).....	1911
Neff, D.W.....	1912-13-14
Neighbors, Henry.....	1944-46
Newlen, Carlton D.....	1947-48
Newmyer, Armand.....	1943
Newton, Robert.....	2001-02
Nichols, Frank P., Jr.....	1939-40
Nietopski, Jim.....	1982
Niskey, Brian Patrick.....	1989-90-91
Nistad, Peter J.....	1937-39
Noe, Charles W.....	1946-47-48-50
Northern, David.....	1952-53-54
Norwood, Steven Howard.....	1976-77-78
Novick, Joe.....	2001
Nuckols, Bradley.....	1996-97-98-99

<b>O</b>	
O'Connor, Chad.....	2010
O'Neill, Barrett.....	2012
O'Sullivan, Kevin.....	1990-91
Oest, Trey.....	2013
Ouellette, Ryan.....	2005
Owens, Stanley Hart.....	1968

<b>P</b>	
Packer, Matt.....	2007-08-09
Pallotta, Dean Allen.....	1973-74-75
Pallotta, Eugene Angelo.....	1973-74-75
Pandak, William M.....	1946-47-48-49
Papi, Mike.....	2012-13
Parker, Eric.....	1993-94
Parker, Jarrett.....	2008-09-10
Parker, Will.....	2000-01
Parrish, Robert R.....	1922-23-24-25
Parrott, Robert.....	1948-50
Paschall, J.R.....	1915
Patton, James.....	1948-49-50
Patton, James D., III.....	1942-43-46
Patton, Samuel J.....	1950
Paulson, Louis George.....	1967-68-69
Pearson, W.H.....	1909-10
Peebles, James E.....	1961
Peirce, Brooke (Mgr.).....	1942
Peizer, Jeremy Reis.....	1981
Peltz, James Carnime.....	1944
Percy, William A.....	1960-61
Pettway, W.B.....	1919-20-21
Phillips, L.L.....	1914-15-16
Phillips, Tom.....	1948-49-50
Pickford, R.H.....	1910-11
Pincavage, John V.....	1964-65
Pinder, J.B., Jr.....	1931-32
Pinder, Joseph W.....	1937-38-39
Pohle, George.....	1962
Poindexter, William Green.....	1934-36

Pope, Claiborne McD. (Mgr.).....	1936
Poppert, David.....	1999-00
Poss, Charles E.....	1931-32-33
Post, Mark.....	1993-94-95-96
Poutier, Robert (Capt.-2).....	2005-07-08-09
Powell, Bert.....	1956-57
Power, William B. (Capt.).....	1958-59-60
Priest, Mike.....	2002-03
Priftis, George (Capt.).....	1980-81-82-83
Pritchard, W.I.....	1918-19-20-21
Proscia, Steven.....	2009-10-11
Purvis, Claude E., Jr.....	1933

<b>R</b>	
Ragsdale, George.....	2013
Randolph, Middleton E.....	1928-29
Ranzetta, Timothy John.....	1988-89
Ratcliffe, Clyde.....	1959
ReDavid, Louis F.....	1939
Reed, Mayo (Mgr.).....	1955-56
Reid, R.T. (Mgr. and Coach).....	1910-11
Rentch, Bruce W.....	1962-63-64
Rephan, Daughtery (Mgr.).....	1952
Reusing, William R.....	1960-61
Reynolds, Mark.....	2002-03-04
Rice, L.L.....	1907
Richard, Roy Williams (Capt.).....	1944-50
Richardson, Ben.....	1997-98
Riesenfeld, Andrew.....	2000-01-02-03
Riffe, Mark.....	2008
Rivell, Robert Richard.....	1987-88-89-90
Rixey, Eppa, Jr.....	1912-13-14
Rixey, W.W.....	1917-18-19
Roach, Melvin.....	1952-53
Roan, F.J.....	1911
Roberts, Clarke.....	1996-97-98
Roberts, Will.....	2009-10-11
Robinson, Adam.....	1994-95-96
Robinson, Joe (Mgr.).....	1948
Robinson, Robby.....	1994-95-96
Roe, Shawn.....	2004
Rogers, John.....	1954-55
Rogers, Orlin (Capt.).....	1933-34-35
Rogers, W.E.....	1966
Rosenberger, David.....	2013
Rothwell, S.S.....	1918
Rourke, Stephen (Mgr.).....	1979
Rowell, Joseph W (Capt.).....	1946-47
Rueffert, Mark.....	1998-99-00-01
Rudd, Steven Kent.....	1983-84-85
Ruffin, Sidney M. (Mgr.).....	1939
Rule, Jake.....	2007-08
Russell, Fred.....	1957-59
Ruyak, Todd Eric.....	1989-90-91-92
Ryder, Jack.....	1952

<b>S</b>	
Sammons, C. David (Capt.).....	1986-87-88-89
Sargent, George L.....	1941
Sargeant, James E. (Capt.).....	1939
Savage, Henry Kent.....	1985-86-87
Sawrie, N.J.....	1907-08
Sayer, Richard.....	1960
Sborz, Josh.....	2013
Scafulo, Albert O.....	1942
Scaglione, John.....	2006-07
Schenk, Jonathan.....	1996
Schlim, Joseph Alexander.....	1985-86
Schuetz, Andrew M.....	1977-78-79
Schultz, Robert F., Jr. (Capt.).....	1967-69
Schulz, John R.....	1946-49-50
Schwab, John (Mgr.).....	1954
Schwartz, Charles Frederick.....	1935-36
Schwimer, Michael.....	2005-06-07-08
Scott, Carter (Capt.).....	1962-63
Seabolt, Charles F.....	1967-68
Seabolt, Louie H., Jr.....	1963-64
Seabury, Beau.....	2006-07
Sebo, James Robert.....	1970-71
Seiler, Stuart Keith.....	1987-88-89-90
Sellers, Robert Scott.....	1974-75
Sekany, Jason.....	1996
Seward, Donnie.....	1993-94-95-96
Sexton, Thomas K.....	1922
Sharff, Richard Lee.....	1988-89-90
Sheap, Christopher N. (Mgr.).....	1965
Sheets, Roland Thayer.....	1959-60-61

Sherlock, Brian.....	1995-96-97-98
Shifflett, Mitchell.....	2011-12
Shoor, Robert Murray.....	1936
Shore, Casey.....	1990-91-92-93
Shrout, Kevin.....	1997-98-99-00
Shulman, Harold.....	1965
Silverstein, Scott.....	2009-11-12-13
Sippley, Frank (Capt.).....	1931-32
Slaughter, Sean.....	2004
Sloan, Andrew MacKinnon.....	1986
Sloan, John Kirkpatrick.....	1929-30
Slutz, R.J.....	1994-95
Smith, Alex.....	2004-05-06-07
Smith, Clifford (Capt.).....	1974-75-76-77
Smith, Edward A. (Mgr.).....	1960
Smith, E.W.....	1915-16-17-18-19
Smith, Ryan.....	2008
Smith, Walter C.....	1939-40
Smith, Wayne Stephen.....	1980-81
Smither, Kenneth William.....	1980-81
Snapp, Kent.....	1991
Snoddy, Eric.....	1997-98
Solan, Richard J.....	1964-65
Spencer, William A.....	1961-62
Spigone, Richard C (Capt.).....	1969-70-71
Spooner, Gabe.....	2002-03
Sposato, Peter Joseph.....	1976-77-78-79
Sroba, Joseph Peter.....	1975
Sroba, Stephen John, Jr.....	1971-72-73-74
Starr, Shooter.....	2000-01-02-03-04
Stearns, P.N.....	1919
Steinburg, H.C.....	1931-32
Stephens, John W, Jr.....	1928-29
Stevens, Robert Matthew.....	1983-84
Stock, Kevin Alan.....	1989-90-91-92
Stickley, W.E.....	1914-15-16
Stone, David.....	1999-00-01-02
Strain, Don.....	1952
Strange, John Allan.....	1971
Street, Dan.....	1999-00-01-02
Street, Matt.....	2001-02-03-04-05
Stuart, Steeter Stanley.....	1990-91-92-93
Stull, Aaron.....	2011
Susong, D.S.....	1907-08
Swab, Kenny.....	2010-11
Swanson, Allie.....	2005-06
Sweet, Stephen Chris.....	2000-01-02-03
Syer, John B.....	1960-61
Syrek, Adam Christopher.....	1988-89

<b>T</b>	
Taglieri, Marc (Capt.).....	1991-92-93-94-95
Talley, Daniel D., III (Mgr.).....	1941
Tanner, Daniel.....	2003
Tata, Robert.....	1952-53
Tate, Lawrence K.....	1962-63-64
Tate, Robert.....	1952
Tavener, Frank S., Jr.....	1922
Taylor, Chris.....	2010-11-12
Taylor, Tazewell, Jr.....	1919-20-21-22
Tazewell, L.W. (Mgr.).....	1909
Tekker, Cameron.....	2013
Temple, Paul Richard.....	1972
Thomas, Clayton Allen.....	1981
Thomas, Harry Lee, Jr (Capt.).....	1973-74-75-76
Thomas, John.....	1997-98-99-00
Thomas, Paul Stanley.....	1976-77-78-79
Thompson, Gregory Dean.....	1980
Thompson, Jacob.....	2006-07-08
Thompson, Justin.....	2009-10-11-12
Thom, A.P.....	1909
Thurman, A.G. III.....	1917-18
Timberlake, William, Jr (Capt.).....	1959-60-61
Tisdale, Joseph C., Jr.....	1962-63-64
Todd, David.....	1936
Towns, Kenny.....	2012-13
Trotter, Tom (Mgr.).....	1952-53
Turnbull, Edward R.....	1964-65-66
Turner, Kenneth.....	1953-54-55
Turp, David H (Capt.).....	1944-50

<b>U</b>	
Umbach, Arnold William, III.....	1986-87-88
Umbach, Heath.....	1991-92
Underwood, Cecil.....	1955-56

<b>V</b>	
Valdes, Franco.....	2008-09-10
Vance, Robert G., Jr.....	1920-21
Ventre, Adam.....	2005
Vernon, Roger.....	1949
Vest, Ryland H.....	1963
Veth, George Andrew.....	1989
Vick, Todd Whitfield.....	1988
Voigt, Paul Kenneth.....	1977-78-79
Vroman, Doug.....	2000-01

<b>W</b>	
Waddell, Brandon.....	2013
Wade, Neal O., Jr.....	1946-47-48-49
Wagner, Craig Steven.....	1970-73
Walker, A.S., (Capt.).....	1907-08-09
Walker, C.C.....	1909
Walsh, Charles M., III (Capt.).....	1940-41-42
Washington, James.....	1991
Watkins, John C.....	1922
Wehrle, Robert E. (Mgr.).....	1950
Weinberg, Joseph Sidney.....	1981
Weisinger, Chester.....	1952
Wentz, Earle Russell.....	1963
Werman, Keith.....	2009-10-11-12
Werman, Kyle.....	2001-02-03-04-05
West, George F.....	1942
West, William, Jr (Capt.).....	1978-79-80-81
White, Charles A.....	1968-69
White, C.M.....	1917-18
White, J.L.....	1914-15-16-17
White, Syd.....	1953
White, William Duval.....	1972-73-74-75
Whitehead, Richard C.....	1965-66-67
Whitley, Reece (Capt.).....	1957-59
Wilcox, James S., Jr.....	1944
Wilcox, Mack R., Jr.....	1964-65
Wiley, John R.....	1939-40-41
Williams Charles Edward.....	1970-71-72-73
Williams, Jonathan (Capt.).....	1971-72-73-74
Williams, "Lump" (Mgr.).....	1954-55
Willis, Symmion.....	1996
Wilson, Johnnie.....	1988-89-90-91
Wilson, Thomas Patrick (Capt.).....	1976-78
Wilson, Tyler.....	2008-09-10-11
Wilson, William L.....	1946
Wiltshire, Richard W.....	1941-42
Wingfield, Patrick.....	2005-06-07-08
Winiarski, Cody.....	2010-11
Winn, Robert.....	1949-50-51
Withelder, Greg.....	1998-99
Witmer, C.A.....	1910-11
Woodruff, Thomas.....	2012-13
Woodson, D.B., Jr.....	1907
Woolfolk, R.K.....	1919
Word, Robert.....	2000-01-02
Word, W.E., Jr.....	1915
Wrenn, McDonald E.....	1925-26-27-28
Wright, Edward Henry.....	1930
Wright, John.....	1959
Wyant, Hunter.....	1998-99-00-01

<b>Y</b>	
Yarbrough, A. N.....	1958
Yates, William Guerald.....	1968
Yevak, Thomas Edward.....	1985-86-87
Young, Austin.....	2011-12-13

<b>Z</b>	
Zaikov, Craig.....	1993-94-95-96
Zawatski, Geoff.....	1995-96
Zdacewicz, Raymond.....	1976-78
Zehmer, Charles L.....	1953-54-55
Zentgraf, Anthony Leo.....	1975-76
Zimmerer, Alan.....	2001-02-03-04
Zimmerman, Ryan.....	2003-04-05
Zucchelli, Ron.....	1989-90-91-92





## TERESA A. SULLIVAN

### UNIVERSITY PRESIDENT

Teresa A. Sullivan is the University of Virginia's eighth president. Since taking office in 2010, she has led UVa through a period of significant progress. In fall 2012, she launched a strategic planning effort to provide a road-map for the University's future, while gathering input from 10,000 alumni, parents, students, faculty, staff, and others.

President Sullivan developed a new financial model for the University to ensure stability and transparency and to spur innovation in a period of significant financial pressure in higher education.

President Sullivan has assembled a highly-effective leadership team, led by executive vice president and provost John Simon, executive vice president and chief operating officer Pat Hogan, senior vice president for university advancement Bob Sweeney, and a group of experienced deans, vice presidents, and staff. Working with her team, President Sullivan has prepared UVa to tackle the serious challenges in higher education related to cost-containment, affordability, faculty compensation, and the emergence of online education. UVa now has ongoing efforts, at both the unit and the pan-University levels, to reduce costs, improve processes, and enhance efficiency, while protecting the quality of the academic enterprise. In 2013, President Sullivan proposed a plan to aggressively improve faculty compensation after many years of stagnation in faculty salaries. Under her leadership, faculty and staff have been encouraged to experiment strategically with new technologies, such as massive open online courses, or MOOCs. President Sullivan also provided seed funding to allow professors to experiment with "hybrid" courses that combine the traditional classroom experience with technology-enhanced teaching.



## CRAIG LITTLEPAGE

### DIRECTOR OF ATHLETICS

Committed to preserving and building on UVa's longstanding tradition of academic and athletic excellence, Craig Littlepage is in his 13th year as Virginia's Athletics Director. Littlepage's appointment as athletics director was announced in August of 2001.

Littlepage served as Virginia's interim athletics director from June 1, 2001, until his permanent appointment to the position. He had also served as the University's interim athletics director from December of 1994 until July of 1995.

The first African-American athletics director in Atlantic Coast Conference history, Littlepage was named the Black Coaches Association's "Athletics Administrator of the Year" in 2003 and 2006. He was also listed on Sports Illustrated's list of the 101 most influential minorities in sports in 2003 and 2004. In March 2005, Littlepage was named one of Black Enterprise magazine's "Most Powerful African-Americans in Sports."

Littlepage has been a member of UVa's athletics administration since 1990 when he was appointed an assistant athletics director, a position he held from 1990-1991. He then spent four years as the associate director of athletics for programs and six years (1995-2001) as senior associate director of athletics, managing all aspects of the athletics department's day-to-day operations.

Littlepage leads a comprehensive 25-sport athletics program that routinely competes for championships and national rankings in many sports. At the same time, Cavalier student-athletes who exhaust their eligibility at Virginia graduate at a rate comparable to the student body as a whole. Annually, UVa student-athletes rank among the top Division I-A public universities in the country in graduation rates.

He has outlined a number of ambitious 10-year goals for the department to achieve by 2022: graduate 100 percent of its student-athletes; win 12 national championships and 70 conference titles; fully endow all scholarships and provide the operational support required to meet all other stated goals; build and maintain high-quality facilities; annually recruit the best student-athletes in the country (based on how coaches rate their top prospects); and fully comply with Title IX.

Such goals reflect Littlepage's vision of uncompromised excellence in intercollegiate athletics as well as the department's overall mission to enhance and support the intellectual purpose of the University and its exemplary academic standards and traditions.

Virginia's first NCAA championship in men's tennis capped another successful athletics season in which teams or individuals from 19 of the Cavaliers' 25 intercollegiate athletics programs advanced to NCAA post-season competition in 2012-13. The Cavaliers finished 20th in the Learfield Sports Directors' Cup standings, their seventh consecutive top-20 finish including a school high of No. 3 in 2010.

Other team highlights from 2012-13 included the rowing team's fifth-place national finish, baseball's fourth NCAA Super Regional appearance in the last five years and the men's tennis team winning the ITA National Team Indoor Championship for the fifth time in the past six years. Jarmere Jenkins and Mac Styslinger became the third men's tennis duo in the past five years to win the NCAA Doubles Championship.

In spring 2013, President Sullivan led the University to completion of its \$3-billion capital campaign, and quickly announced plans to raise \$400 million to support three strategic priorities: retaining and recruiting top faculty, restoring the University's Jeffersonian Grounds, and providing needy students with scholarships.

President Sullivan is a respected scholar in labor force demography. The author or coauthor of six books and many scholarly articles, her most recent research has focused on measuring productivity in higher education.

President Sullivan is a Fellow of the American Association for the Advancement of Science. She serves as Vice Chair of the Council of Presidents for the Association of Governing Boards of Universities and Colleges, and as a member of the Advisory Board for the Northern Virginia Technology Council, the trade association of the technology industry in Northern Virginia. She serves as the Association of American Universities (AAU) representative on the American Council on Education (ACE) Board of Directors, and as a member of the Higher Education Advisory Committee that provides guidance for implementation of the Virginia Higher Education Opportunity Act of 2011. In 2013, the Governor appointed her to the Innovation and Entrepreneurship Investment Authority.

President Sullivan came to UVa from the University of Michigan, where she was provost and executive vice president for academic affairs. Prior to her work at Michigan, Ms. Sullivan was executive vice chancellor for academic affairs for the University of Texas System, a position she held from 2002 until May 2006. She served as faculty member at the University of Texas at Austin from 1981 to 2006.

She is a graduate of Michigan State University's James Madison College, and earned her doctoral degree in sociology from the University of Chicago. She is married to Douglas Laycock, the Robert E. Scott Distinguished Professor of Law at UVa. They have two adult sons.

President Sullivan is a passionate fan of UVa athletics, and regularly attends sports events on and off Grounds.

Virginia has won eight team NCAA championships and 13 individual NCAA championships in the last 11 years. The Cavaliers have also won 56 ACC championships in that time frame, more than any other conference school. UVa claimed a league-leading five ACC championships in 2012-13 and has led the ACC in league championships in five of the last six athletics seasons.

Great progress has also been made in the area of athletics facility improvements on Littlepage's watch, including the additions of the George Welsh Indoor Practice Facility (2013) and John Paul Jones Arena (2006).

Littlepage has held many leadership roles within the NCAA, ACC, the University-at-large and professional organizations. He is currently a member of the John McLendon Foundation Steering Committee and served on the Executive Committee of the National Association of Collegiate Athletics Directors (NACDA) from 2006-10.

In February 2002, he was appointed to the 10-member Division I Men's Basketball Committee by the NCAA Championship/Competition Cabinet and served a five-year term which was completed Aug. 31, 2007. In 2005-06, Littlepage served as the chair of the Men's Division I Basketball Committee and administered its selection process.

Littlepage previously was a member of the NCAA Division I Infractions Committee and the NCAA Academics, Eligibility and Compliance Cabinet, serving on the Recruiting and Student-Athlete Reinstatement Subcommittees. He chaired the Reinstatement Subcommittee in 1999-2000. He also served the NCAA on committees that studied sports wagering, postgame crowd control, basketball issues, and the College Basketball Partnership. He has participated as a presenter and mentor to the NCAA's Ethnic Minority Male Institute and the Black Coaches and Administrator Association.

Littlepage has chaired the ACC Women's Basketball Committee, ACC Committee on Awards, ACC Student-Athlete Welfare Committee, the ACC Men's and Women's Swimming/Diving Committees and the ACC Men's Soccer Committee.

He is a member of the Associate Faculty for the University's Center for Alcohol and Substance Education, and participates in various alcohol and drug prevention/education conferences. Littlepage also has been active in the local community, having served on the Board of Directors for the Charlottesville Ronald McDonald House and serving as a Trustee with the Mount Zion Baptist Church and the St. Anne's-Belfield School.

Before beginning his career in athletics administration, Littlepage served two stints as an assistant coach with the Cavalier men's basketball program, from 1976-82 and from 1988-90.

Littlepage held head coaching positions at Pennsylvania (1982-85) and at Rutgers (1985-88) before returning to Virginia. While he was at Penn, the Quakers won the Ivy League championship and participated in the 1985 NCAA Tournament. Littlepage was an assistant basketball coach at Villanova for two years and at Yale for one year before joining the UVa basketball program as an assistant coach in 1976.

The LaMott, Pa., native earned his bachelor's degree in economics from the Wharton School at the University of Pennsylvania in 1973. He was a member of three Ivy League basketball championship teams at Penn and was instrumental in the Quakers' drive to three consecutive NCAA Eastern Regional playoff appearances.

Littlepage and his wife, Margaret, have three children, daughters Erica (27) and Erin (22), and son Murray (24).

# SENIOR STAFF



## JON OLIVER

### EXECUTIVE ASSOCIATE ATHLETICS DIRECTOR

Jon Oliver is in his 13th year at Virginia. His primary responsibility is oversight of the day-to-day operations of the athletics department.

Oliver is the administrative liaison for football, men's basketball and men's tennis and has senior staff administrative oversight responsibilities for Academic Affairs, Equipment Room Operations, Human

Resources, Facilities and Game Operations, Lifeskills, Sports Medicine, Sports Nutrition, Sports Psychology, Strength and Conditioning, and he supervises the associate athletics director for external affairs. Oliver also serves as the Department's representative on all major facility projects.

Before coming to UVa, Oliver spent the previous six years involved in various aspects of athletic administration at Washington State University. Oliver ended his tenure at WSU as the associate athletics director for external affairs and prior to that served as the associate athletics director for finance and facilities development, the assistant athletics director for business and compliance and the director of compliance.

Oliver earned a bachelor's degree in communications from Boise State in 1994 and his law degree from the Idaho School of Law in 1997.

Oliver serves on the National Football League Player Engagement Advisory Board and he is a former member of the University of Idaho Law School Advisory Board and served on the NCAA's Minority Opportunities and Interests Committee.

He is a member of the National Association of Collegiate Directors of Athletics (NACDA) and the Black Coaches & Administrators (BCA).

He and his wife, November, have a son, Dante, and two daughters, Ariana and Mia.



## JANE MILLER

### SENIOR ASSOCIATE AD FOR SPORTS PROGRAMS/SWA

A 30-year veteran of the Virginia athletics department, Jane Miller has served as the senior associate director of athletics for programs since 2001. Previously, Miller was the associate athletics director for programs/senior women's administrator.

Miller serves on the University Calendar Committee, Admissions Committee and Judicial Review Board. She is the Chair of the ACC Women's Lacrosse Committee and is a member of the ACC Women's Basketball, Baseball, Men's Lacrosse and Equity Committees.

Miller was elected Chair of the NCAA Division I Championship/Sports Management Cabinet in 2011 and served as Chair of the National Lacrosse Hall of Fame Committee (women's division) from 2010-2012.

Head coach of the UVa women's lacrosse team for 12 seasons, Miller resigned her coaching duties in 1995 for a full-time administrative role. She retired as the winningest coach in UVa women's lacrosse history, compiling a record of 145-44, including two national championships and six Final Four appearances. She was elected to the Virginia chapter of the Lacrosse Hall of Fame in 1996, the New England chapter of the Lacrosse Hall of Fame in 2000 and the U.S. Lacrosse National Hall of Fame and Oliver Ames High School Hall of Fame in 2003.

A native of Easton, Mass., Miller graduated from Northeastern University in 1973 and was elected to her alma mater's Hall of Fame in 1983. She was a three-sport standout at Northeastern in basketball, field hockey and lacrosse.

Miller is a member and serves on the Board of Directors for the National Association of Collegiate Women Athletic Administrators and is a member of the National Association of Collegiate Directors of Athletics. In May 1999, she received the Woman of Achievement Award from the UVa Women's Faculty and Professional Association and in 2009 she received the President's Award for Exemplary Service to the ACC. In 2013, she received the Claudia Dodson Equity Award from the WINS organization.



## DIRK KATSTRA

### EXECUTIVE DIRECTOR OF THE VAF/ SENIOR ASSOCIATE AD

Dirk Katstra is in his 18th year as executive director of the Virginia Athletics Foundation. In July of 2013 he was named senior associate athletics director and took on the role as the sport administrator for men's and women's swimming and diving.

In June 2004, Katstra was named Fundraiser of the Year by the National Association of Athletic Development Directors (NAADD) in recognition of his outstanding leadership and success in fundraising on behalf of Virginia athletics. In June 2012, he was named to the executive committee of NAADD for a four-year term.

The annual campaign supports student athletes in all 25 sports programs in the form of scholarships, summer school, academic affairs and operational costs. The foundation is also responsible for all fund raising efforts for endowments for scholarships and operating costs. In addition, the foundation is responsible for supporting all fund raising efforts in the area of capital projects, including the new track and field facility, the recent \$4 million expansion to Davenport Field and John Paul Jones Arena, UVa's \$129 million basketball arena and special events center, which opened in July 2006. He recently spearheaded the fund raising efforts for the \$13 million indoor football practice facility that was completed in 2013.

Katstra previously served the athletics department as the associate director for external affairs, overseeing the long-range planning and daily operations for media relations, sports publications, and the ticket office. From 1992 to 1996, Katstra served as director of annual giving for the Foundation.

A native of Stilwell, Kan., Katstra is a 1991 graduate of UVa with a degree in sport management. A member of the Cavalier basketball team from 1987 to 1991, Katstra played on three NCAA Tournament teams and was a senior captain on the 1990-91 squad.

Before joining the Virginia Athletics Foundation staff in 1992, Katstra served an internship with the athletics department's promotions and marketing office, and had administrative responsibilities with the men's basketball program.

Katstra is married to the former Michelle Massie of Charlottesville. The couple has two sons, Austin and Ryan, and daughter, Ryleigh. Katstra's father, the late Richard Katstra, lettered as a member of the UVa basketball team in 1963 and 1964.



## VALERIE RICHARDSON

### ASSOCIATE AD FOR SPORTS PROGRAMS

Valerie Richardson is in her sixth year as associate director of athletics for sports programs. Her primary area of responsibility is the supervision of multiple sports programs and their head coaches. She participates on various ACC, UVa and departmental committees

and has responsibilities in long-range planning and scheduling, policy and procedure development and implementation, and budgeting. She is currently the chair of the ACC Wrestling Committee and a member of the ACC Awards Committee. Richardson has served as both chair of the NCAA Honors Committee and as a member of the NCAA Minority Opportunities and Interests Committee.

In 2012, Richardson was selected to participate and completed the NCAA Pathway Program (leadership development for senior level athletics administrators) and also the 2012 Division IA Athletics Directors Institute.

She came to UVa from St. John's University in New York, where she was the associate athletics director for external affairs directing all major fundraising events for the office of athletics development while assisting with annual giving efforts for several programs.

Prior to working at St. John's, Richardson was the associate athletics director/senior woman administrator at Columbia University where she served as a member of the athletics department's executive management team and supervised eight athletics programs. She worked in a similar capacity at the University of California, Santa Barbara, where she supervised 10 sports programs, in addition to the compliance staff, in her role as Associate A.D./SWA.

Richardson spent six years at the West Coast Conference prior to assuming the UCSB position, serving first as Director of Championships and Membership Services before being promoted to Assistant Commissioner/SWA.

A California native, she graduated from Stanford University in 1995 with a degree in psychology. She worked as a media relations assistant at Washington State, and spent one year each as a championships intern with the NCAA and Director of Marketing for MAAC Properties. She is a member of the National Association of Collegiate Directors of Athletics and the National Association of Collegiate Women Athletics Administrators.

# SENIOR STAFF



## TODD GOODALE

### ASSOCIATE AD FOR EXTERNAL AFFAIRS

Todd Goodale was named associate director of athletics for external affairs in July of 2013. In that role, he oversees the ticketing, marketing and promotions, media relations, and video services departments.

He also serves as the University's licensing director.

Goodale had supervised the marketing and video service areas for the last seven years after serving as UVA's director of video services since July of 2004.

He received UVA's Bus Male Service Award in 2005 and was named the department's employee of the year in 2010.

Goodale was the creative director for Cavalier Sports Marketing from 1998-2004. Prior to that, he was a member of the Virginia Sports Marketing staff, serving as producer of the football and basketball coaches television shows and as an account executive.

He is a 1994 graduate of Virginia. Following his graduation, he was a sports reporter and anchor for WVIR-TV in Charlottesville.

Goodale and his wife, Tamar, have a daughter, Ava, and a son, Graham.



## STEVE PRITZKER

### ASSOCIATE AD FOR BUSINESS OPERATIONS/CFO

Steve Pritzker is in his first year as the associate athletics director for business operations and the chief financial officer (CFO) for the University of Virginia athletics department.

In addition to supervising the business operations staff and the manager of information systems, Pritzker serves as the financial adviser to the athletics department staff and coordinates the implementation and management of the department's operating budget. He serves as the department's primary liaison to the University's audit, budget, financial administration and procurement offices.

Pritzker returned to Virginia after one season as the head rowing coach at Iowa. He spent the previous nine years as a member of Virginia's coaching staff, from 2004 to 2012. After volunteering with the rowing team during the 2004 season, while earning his master's degree in business administration, Pritzker assumed full-time coaching responsibilities in the fall of 2004. In 2007 he was promoted to associate head coach. While at Virginia, Pritzker helped guide the Cavaliers to NCAA team championships in 2010 and 2012, along with runner-up finishes in 2005 and 2007. Virginia won eight ACC titles in his nine seasons. Pritzker is the only coach in NCAA Division I history to earn the Collegiate Rowing Coaches Association's National Assistant Coach of the Year award twice, taking home the honor in 2007 and 2010.

While working with the Cavaliers' rowing program, Pritzker also worked with Jon Oliver on finance and budgeting matters, including forecasting and achieving financial efficiencies. He worked directly with different units within the athletics department on budget management. He also developed risk analyses for long-term budget planning.

Pritzker's business background includes a two-year stint with Credit Suisse First Boston in New York City as a sales analyst where he conducted research and financial analysis for major institutional clients. He also worked for two years for Kingdon Capital Management as an associate. He developed proprietary valuation models to evaluate investments and advised portfolio managers.

A native of Alexandria, Va., Pritzker graduated from Yale in 1999 and received his master's degree from UVA's Darden School of Business in 2005. He was selected as a Schwartz Research Fellow at Yale, while earning four varsity letters as a coxswain on the rowing team.

While a graduate student, Pritzker was selected to live on the Range in the historic Academical Village at UVA on the basis of his academic achievement and service to the University.



# COVERING THE CAVALIERS

The 2014 Virginia baseball fact book was prepared by the Athletics Media Relations office to assist the news media in its coverage of the Cavaliers this spring. Requests for additional information, feature materials and photographs should be made to AMR.

## ATHLETICS MEDIA RELATIONS

University of Virginia  
P.O. Box 400853  
Charlottesville, VA 22904-4853  
**(434) 982-5500**  
VirginiaSports.com

The UVa Athletics Media Relations Office is located on the first floor of John Paul Jones Arena. Regular business hours are 8 a.m. to 5 p.m., Monday through Friday.

## PRESS CREDENTIALS

Admission to the Davenport Field press box is by official credential only and strictly limited to members of the working press. Credentials are not intended for fans, friends or spouses and cheering is prohibited. Requests for credentials should be directed to Andy Fledderjohann in AMR no later than 24 hours before game time. Credentials will be left at the ticket window at the main entrance or with the parking attendant and may be picked up beginning two hours prior to gametime.

## PARKING PASSES

Requests for Davenport Field parking passes should be directed to Andy Fledderjohann. These passes are located in the grass lot next to Lannigan Field (track lot). Parking passes are not required in the University Hall West lot, across Alderman Road from Klockner Stadium. Space in the U-Hall lot is available on a first-come, first-served basis.

## PHOTO CREDENTIALS

All photographers and camera operators must wear a visible credential issued by AMR as well as an armband, which is available in the press box at each game.

No tripod equipment may be used on field level for the safety of the players. Photographers may shoot in the photo bays at the far end of each dugout as well as areas designated in the grandstand.

## COACH/PLAYER INTERVIEWS

**All interviews with coaches and players must be arranged through Andy Fledderjohann in AMR – no exceptions!**

Please do not contact coaches and student-athletes directly, as this will only slow down the interview process. It is requested that you allow at least one day, preferably longer, to arrange interviews. Players and coaches are typically available before weekday practices between 1:15-2 p.m. at Davenport Field or after practice upon request. Coaches and players are not available for interviews on game day, prior to the game. Head coach Brian O'Connor is normally available on weekday mornings.

## POSTGAME INTERVIEWS

Postgame interviews are conducted in the Hall of Fame Room of Davenport Field after a brief cooling off period. Requested UVa players and head coach Brian O'Connor will be escorted to the HOF Room for all interviews. The UVa clubhouse is closed to the media.

Interviews with visiting team members and coaches will be conducted on the field or in the dugout and are subject to the policy of the visiting team's media relations representative.

## TELEPHONES/WIRELESS INTERNET

Wireless Internet is available in the press box. Please see Andy Fledderjohann for login directions and passcode. Ethernet lines also are available but are limited.

Should you require your own telephone for game coverage, please contact Darlene Craig in AMR.

## GAME SERVICES

Game notes, lineup sheets, fact books/media guides and game programs are available in the press box. Final game statistics are distributed after the game. Live statistics will be available at VirginiaSports.com.

## TELEVISION/RADIO RIGHTS

Virginia provides one free broadcast phone line for each visiting school for games at Davenport Field. AMR provides telephone lines for visiting radio broadcasts. If ISDN lines are needed, please contact the Athletics Media Relations at least one week in advance for further assistance.

Television rights are subject to restrictions set forth by the Atlantic Coast Conference and University of Virginia. Requests to telecast (live or delayed) Virginia baseball games must be made well in advance through the UVa media relations office.

Television and radio crews should contact AMR for credentials to the games they are working. It also is requested that AMR be advised of any special needs crews might have well in advance so details can be worked out.

## ATHLETICS MEDIA RELATIONS



**JIM DAVES**  
Assistant AD for  
Media Relations

Office.....243-2467  
Mobile.....962-7668  
jimdaves@virginia.edu



**ANDY FLEDDERJOHANN**  
Assistant Director/  
Baseball Contact

Office.....982-5131  
Mobile.....906-0075  
fledder@virginia.edu

## PHONE NUMBERS TO NOTE (434)

Athletics Media Relations.....982-5500  
FAX-982-5525  
Athletics Director.....982-5100  
Athletics Ticket Office.....924-UVA1  
(800) 542-UVA1  
Baseball Camps.....243-1066  
Sports Promotions.....982-5600  
Stadium Press Box.....244-4071

## DIRECTIONS TO DAVENPORT FIELD

**Address:** 434 Lannigan Lane, Charlottesville, VA 22904

**From the East/West:** Take I-64 to exit 118B (Culpeper-Charlottesville). Take second exit (sign will say University of Virginia Information Center and Business 250 East) and bear right onto Ivy Road. At second light, turn left on to Copeley Road. The baseball field is behind the track on the left and not visible from the road.

**From the North:** Take Route 29 south into Charlottesville (Emmet Street). Turn right at Massie Road. Go to the next light and turn left onto Copeley Road. The baseball field is behind the track on the right.

**From the South:** Take Route 29 to Business Route 250 East (sign will say University of Virginia Information Center) and bear right onto Ivy Road. At second stoplight, turn left onto Copeley Road. The baseball field is behind the track on the left.

## CAVALIERS ON THE RADIO

Select Cavalier baseball games are broadcast on WINA 1070 AM, Charlottesville, the Home of the Hoos, while all games are streamed online at VirginiaSports.com. WINA produces all University of Virginia baseball games. WINA's Channing Poole will handle the play-by-play duties.

For an updated radio schedule, log on to the baseball schedule page at VirginiaSports.com.