

# VIRGINIA

## 2013 BASEBALL FACT BOOK

### TABLE OF CONTENTS

Rosters	2-3
2013 Season Notes	4
Davenport Field at the UVa Baseball Stadium	5
Head Coach Brian O'Connor	6-9
Associate Head Coach Kevin McMullan	10-11
Assistant Coach Karl Kuhn	12-13
Assistant Coach Matt Kirby/Jason Laws	14
Player Profiles	15-25
2012 Season Review/Statistics	26-30
Virginia Baseball History	31
NCAA Tournament History	32
Year-by-Year Records/UVa Coaching History	33
Series Records	34
Former Cavaliers in Major League Baseball	35
Virginia in the Major League Baseball Draft	36
Cavaliers Currently in Professional Baseball	37
Single-Season Records	38-39
Career Records/Annual Leaders	40-43
Single-Season Team Records	44
Awards and Honors	45-47
Year-by-Year Results	48-58
Game-by-Game vs 2013 Opponents	59-64
All-time Letterwinners	65-67
Covering the Cavaliers	68
University Administration/Senior Staff	69-70

### BASEBALL INFORMATION

Head Coach	Brian O'Connor (Creighton, '93)
Career/UVa Record	411-149-2 (.734) (nine years)
NCAA Appearances	2004, '05, '06, '07, '08, '09, '10, '11, '12
Associate Head Coach	Kevin McMullan
Assistant Coaches	Karl Kuhn, Matt Kirby
Baseball Administration	Jason Laws
2012 Record	39-19-1 overall, 18-12 ACC (2nd/Coastal)
2012 ACC Tournament	2-1
2012 Postseason	Charlottesville Regional (1-2)
2012 Final Rankings	23 (USA Today), 24 (NCBWA), 25 (Baseball America), 27 (Collegiate Baseball)
Letterwinners Returning/Lost	19/9
Position Players Returning/Lost	12/4
Starting Position Players Returning/Lost	5/3
Pitchers Returning/Lost	8/5
Newcomers	14
Home Facility	Davenport Field at Uva Baseball Stadium
Capacity/Surface	4,980/Natural Grass
Dimensions	332-370-404-370-332
Media Relations Contact	Andy Fledderjohann
Office Phone/Fax	(434) 982-5131/(434) 982-5525
Cell Phone/E-mail	(434) 906-0075/fledder@virginia.edu

### FACT BOOK CREDITS

The 2013 Virginia Baseball Fact Book was written and edited by Andy Fledderjohann with the assistance of Jenna Smoot. Cover design by Matt Riley. Interior layout by Andy Fledderjohann.

Photos by John Atkins, Jim Capony, Jim Carpenter, Jim Daves, Jim Davidson, Pete Emerson, Tony Farlow, Mike Gentry, Pete LaFleur, Minorwhite Studios, Bruce Newman, David Petkofsky, Matt Riley, San Francisco Giants, Andrew Shurtleff, Paul Simpson, Kenji Takabayashi, Thomas Wilson, Rodger M. Wood, John Dever/Washington Nationals

### 2013 SCHEDULE

#### FEBRUARY

Fri. 15	at East Carolina	3 p.m.
Sat. 16	at East Carolina	2 p.m.
Sun. 17	at East Carolina	1 p.m.
Tue. 19	<b>WILLIAM &amp; MARY</b>	3 p.m.
Fri. 22	<b>TOLEDO</b>	3 p.m.
Sat. 23	<b>TOLEDO</b>	1 p.m.
Sun. 24	<b>TOLEDO</b>	1 p.m.
Tue. 26	<b>GEORGE WASHINGTON</b>	3 p.m.

#### MARCH

Fri. 1	<b>HARVARD</b>	4 p.m.
Sat. 2	<b>BUCKNELL</b>	Noon
Sat. 2	<b>HARVARD</b>	3 p.m.
Sun. 3	<b>BUCKNELL</b>	2:30 p.m.
Wed. 6	<b>VMI</b>	4 p.m.
Fri. 8	<b>MARYLAND*</b>	5 p.m.
Sat. 9	<b>MARYLAND*</b>	1 p.m.
Sun. 10	<b>MARYLAND*</b>	12:30 p.m.
Wed. 13	<b>LIBERTY</b>	5 p.m.
Fri. 15	at Clemson* (ESPN3)	6:30 p.m.
Sat. 16	at Clemson* (ESPN3)	6:30 p.m.
Sun. 17	at Clemson* (ESPN3)	1 p.m.
Tue. 19	<b>YALE</b>	5 p.m.
Wed. 20	<b>YALE</b>	5 p.m.
Sat. 23	<b>NC STATE*</b>	1 p.m.
Sun. 24	<b>NC STATE*</b>	1 p.m.
Mon. 25	<b>NC STATE*</b> (ESPNU)	7 p.m.
Wed. 27	<b>TOWSON</b>	5 p.m.
Fri. 29	<b>MIAMI*</b>	6 p.m.
Sat. 30	<b>MIAMI*</b> (RSN)	1 p.m.
Sun. 31	<b>MIAMI*</b>	1 p.m.

#### APRIL

Tue. 2	at Liberty	6 p.m.
Sat. 6	at Wake Forest*	4 p.m.
Sun. 7	at Wake Forest*	1 p.m.
Mon. 8	at Wake Forest* (ESPNU)	7 p.m.

### PROGRAM HISTORY

NCAA Tournament Appearances	12 (1972, '85, '96, 2004, '05, '06, '07, '08, '09, '10, '11, '12)
Last NCAA Regional Appearance	Charlottesville Regional (2012)
Last NCAA Super Regional Appearance	Charlottesville Super Regional (2011)
ACC Championships	4 (1972, '96, '09, '11)
ACC Coastal Division Championships	2 (2010, '11)
NCAA Regional Championships	3 (2009, '10, '11)
College World Series Appearances	2 (2009, '11)

### SOCIAL MEDIA



@UVABaseball

Facebook.com/  
UVABaseball

@VirginiaBaseball

Wed. 10	<b>RADFORD</b>	6 p.m.
Fri. 12	at Georgia Tech* (ESPN3)	7 p.m.
Sat. 13	at Georgia Tech* (RSN/ESPN3)	1 p.m.
Sun. 14	at Georgia Tech* (CSS/ESPN3)	1 p.m.
Wed. 17	<b>OLD DOMINION</b>	6 p.m.
Fri. 19	<b>FLORIDA STATE*</b>	6 p.m.
Sat. 20	<b>FLORIDA STATE*</b>	4 p.m.
Sun. 21	<b>FLORIDA STATE*</b>	1 p.m.
Tue. 23	<b>RICHMOND</b>	6 p.m.
Wed. 24	<b>JAMES MADISON</b>	6 p.m.
Fri. 26	at Virginia Tech*	5:30 p.m.
Sat. 27	at Virginia Tech*	2 p.m.
Sun. 28	at Virginia Tech*	1 p.m.
Tue. 30	at VCU	7 p.m.

#### MAY

Fri. 10	<b>DUKE*</b>	6 p.m.
Sat. 11	<b>DUKE*</b>	4 p.m.
Sun. 12	<b>DUKE*</b>	1 p.m.
Tue. 14	<b>VCU</b>	6 p.m.
Thu. 16	at North Carolina* (ESPN3)	6 p.m.
Fri. 17	at North Carolina* (ESPN3)	7 p.m.
Sat. 18	at North Carolina* (ESPN3)	2 p.m.
22-26	ACC Baseball Championship <sup>1</sup> (RSN/ESPN2)	TBA
5/31-6/3	NCAA Regionals <sup>2</sup>	TBA

#### JUNE

7-10	NCAA Super Regionals <sup>2</sup>	TBA
15-25	College World Series <sup>3</sup> (ESPN/ESPN2)	TBA

#### Home games in **BOLD**

\*denotes ACC games; all times Eastern televised/webcast games in parentheses

<sup>1</sup>Durham Bulls Athletic Park, Durham, N.C.

<sup>2</sup>Sites TBA

<sup>3</sup>TD Ameritrade Park, Omaha, Neb.

All games can be heard on VirginiaSports.com, with select games airing on WINA 1070-AM

### UNIVERSITY INFORMATION

Location	Charlottesville, Va.
Founded	by Thomas Jefferson, 1819
Enrollment	20,399
President	Teresa A. Sullivan
Nicknames	Cavaliers, Wahoes, 'Hoos
Colors	Orange and Blue
Conference	Atlantic Coast
Athletics Director	Craig Littlepage
Senior Associate AD/SWA	Jane Miller
Athletics Department Website	VirginiaSports.com

# 2013 VIRGINIA BASEBALL ROSTER

No.	Name	Pos.	B/T	Ht.	Wt.	Cl.	Hometown/Previous School
2	John LaPrise	INF	L/R	6-3	175	Fr.	Exton, Pa./Devon Prep
3	Kyle Crockett	LHP	L/L	6-2	170	Jr.	Poquoson, Va./Poquoson
6	Cameron Tekker	RHP	R/R	6-3	185	Fr.	Waxhaw, N.C./Cuthbertson
7	Branden Cogswell	INF	L/R	6-2	170	So.	Ballston Lake, N.Y./Shenendehowa
8	Robbie Coman	C/RHP	R/R	6-1	205	Fr.	Lake Worth, Fla./Park Vista
9	Kenny Towns	INF/C	R/R	5-11	185	So.	Burke, Va./Lake Braddock
10	Brandon Downes	OF/C	R/R	6-3	190	So.	South Plainfield, N.J./South Plainfield
11	Scott Williams	C/RHP	R/R	6-1	190	Fr.	Berwyn, Pa./Conestoga
13	Jared King	INF	R/R	6-0	205	R-Sr.	Radford, Va./Pulaski County
14	Colin Harrington	OF	R/R	5-10	190	R-Jr.	Johnstown, Pa./Bishop McCort
15	Tyler Carrico	RHP	R/R	6-0	180	Fr.	Midlothian, Va./James River
16	Rob Bennie	OF/INF	R/R	6-2	205	Fr.	Stroudsburg, Pa./Stroudsburg
18	Nate Irving	C	R/R	6-0	220	So.	Yonkers, N.Y./Riverdale
19	Nathan Kirby	LHP	L/L	6-2	185	Fr.	Midlothian, Va./James River
20	Brandon Waddell	LHP	L/L	6-2	160	Fr.	Houston, Texas/Clear Lake
21	Barrett O'Neill	RHP	R/R	6-1	205	So.	Ashland, Mass./The Dexter School
22	Trey Oest	RHP	R/R	6-3	205	Fr.	Dover, Fla./Durant
23	Derek Fisher	OF	L/R	6-3	210	So.	Rexmont, Pa./Cedar Crest
25	Reed Gragnani	INF/OF	S/R	6-0	175	Sr.	Richmond, Va./Mills E. Godwin
27	Josh Sborz	RHP	R/R	6-3	225	Fr.	McLean, Va./McLean
28	Kevin Doherty	LHP	R/L	6-0	185	Fr.	Laytonsville, Md./Good Counsel
29	Scott Silverstein	LHP	L/L	6-6	240	R-Sr.	Olney, Md./St. John's College H.S.
30	Rob Amaro	INF/C	R/R	6-3	205	R-Jr.	Philadelphia, Pa./William Penn Charter
31	Joe McCarthy	OF/1B	L/L	6-3	225	Fr.	Scranton, Pa./Scranton
32	George Ragsdale	INF	R/R	6-1	190	Fr.	North Port, Fla./North Port
33	Nick Howard	INF/RHP	R/R	6-3	215	So.	Olney, Md./St. John's College HS
34	Artie Lewicki	RHP	R/R	6-3	195	Jr.	Wyckoff, N.J./St. Joseph Regional
35	David Rosenberger	LHP	L/L	5-11	185	Fr.	Bethlehem, Pa./Allentown Central Catholic
37	Thomas Woodruff	INF	R/R	5-11	175	So.	Clifton, Va./Thomas Jefferson
38	Mike Papi	OF/1B	L/R	6-3	195	So.	Tunkhannock, Pa./Tunkhannock
39	Austin Young	RHP	R/R	6-4	225	Jr.	Mechanicsville, Va./Atlee
42	Brett Lisle	LHP	L/L	6-9	210	R-Fr.	Highlands Ranch, Colo./ThunderRidge
46	Nathaniel Abel	LHP	L/L	6-1	190	So.	Haymarket, Va./Battlefield
47	Whit Mayberry	RHP	R/R	6-1	185	R-Jr.	Alexandria, Va./St. Stephen's and St. Agnes

**Head Coach:** 26 Brian O'Connor (Creighton '93), 10th year  
**Associate Head Coach:** 44 Kevin McMullan (Indiana-Pa. '90), 10th year  
**Assistant Coaches:** 36 Karl Kuhn (Florida '92), 10th year  
 1 Matt Kirby (William & Mary '03), second year  
**Baseball Administration:** Jason Laws (Murray State '10), first year  
**Managers:** Taylor Myers, Tyler Slate, Jack Anzilotti  
**Athletic Trainer:** Brian McGuire

## ALPHABETICAL

No.	Name	Pos.
46	Abel, Nathaniel	LHP
30	Amaro, Rob	INF/C
16	Bennie, Rob	OF/INF
15	Carrico, Tyler	RHP
7	Cogswell, Branden	INF
8	Coman, Robbie	C/RHP
3	Crockett, Kyle	LHP
28	Doherty, Kevin	LHP
10	Downes, Brandon	OF/C
23	Fisher, Derek	OF
25	Gragnani, Reed	INF/OF
14	Harrington, Colin	OF
33	Howard, Nick	INF/RHP
18	Irving, Nate	C
13	King, Jared	INF
19	Kirby, Nathan	LHP
2	LaPrise, John	INF
34	Lewicki, Artie	RHP
42	Lisle, Brett	LHP
47	Mayberry, Whit	RHP
31	McCarthy, Joe	OF/1B
21	O'Neill, Barrett	RHP
22	Oest, Trey	RHP
38	Papi, Mike	OF/1B
32	Ragsdale, George	INF
35	Rosenberger, David	LHP
27	Sborz, Josh	RHP
29	Silverstein, Scott	LHP
6	Tekker, Cameron	RHP
9	Towns, Kenny	INF/C
20	Waddell, Brandon	LHP
11	Williams, Scott	C/RHP
37	Woodruff, Thomas	INF
39	Young, Austin	RHP

## PRONUNCIATIONS

Abel	Able
Amaro	Ah-MAR-oh
Coman	COE-mun
Downes	Downs
Gragnani	Grag-NAN-ee
LaPrise	La-PREECE
Lewicki	Loo-WICK-ee
Lisle	LIE-uhl
Kuhn	Kyoon
Papi	PAP-ee
Silverstein	Silver-STEEN
Waddell	Wah-DELL

## BREAKDOWN BY STATE

Colorado	1
Florida	3
Maryland	3
Massachusetts	1
New Jersey	2
New York	2
North Carolina	1
Pennsylvania	9
Texas	1
Virginia	11

## BREAKDOWN BY CLASS

True Freshman	14
Redshirt Freshman	1
Sophomore	10
Junior	6
Senior	3

# TV/RADIO ROSTER



**2**  
**JOHN LaPRISE**  
INF • L/R • 6-3 • 175  
Fr. • Exton, Pa.



**3**  
**KYLE CROCKETT**  
LHP • L/L • 6-2 • 170  
Jr. • Poquoson, Va.



**6**  
**CAMERON TEKKER**  
RHP • R/R • 6-3 • 185  
Fr. • Waxhaw, N.C.



**7**  
**BRANDEN COGSWELL**  
INF • L/R • 6-2 • 170  
So. • Ballston Lake, N.Y.



**8**  
**ROBBIE COMAN**  
C/RHP • R/R • 6-1 • 205  
Fr. • Lake Worth, Fla.



**9**  
**KENNY TOWNS**  
INF/C • R/R • 5-11 • 185  
So. • Burke, Va.



**10**  
**BRANDON DOWNES**  
OF/C • R/R • 6-3 • 190  
So. • South Plainfield, N.J.



**11**  
**SCOTT WILLIAMS**  
C/RHP • R/R • 6-1 • 190  
Fr. • Berwyn, Pa.



**13**  
**JARED KING**  
INF • R/R • 6-0 • 205  
R-Sr. • Radford, Va.



**14**  
**COLIN HARRINGTON**  
OF • R/R • 5-10 • 190  
R-Jr. • Johnstown, Pa.



**15**  
**TYLER CARRICO**  
RHP • R/R • 6-0 • 180  
Fr. • Midlothian, Va.



**16**  
**ROB BENNIE**  
OF/INF • R/R • 6-2 • 205  
Fr. • Stroudsburg, Pa.



**18**  
**NATE IRVING**  
C • R/R • 6-0 • 220  
So. • Yonkers, N.Y.



**19**  
**NATHAN KIRBY**  
LHP • L/L • 6-2 • 185  
Fr. • Midlothian, Va.



**20**  
**BRANDON WADDELL**  
LHP • L/L • 6-2 • 160  
Fr. • Houston, Texas



**21**  
**BARRETT O'NEILL**  
RHP • R/R • 6-1 • 205  
So. • Ashland, Mass.



**22**  
**TREY OEST**  
RHP • R/R • 6-3 • 205  
Fr. • Dover, Fla.



**23**  
**DEREK FISHER**  
OF • L/R • 6-3 • 210  
So. • Rexmont, Pa.



**25**  
**REED GRAGNANI**  
INF/OF • S/R • 6-0 • 175  
Sr. • Richmond, Va.



**27**  
**JOSH SBORZ**  
RHP • R/R • 6-3 • 225  
Fr. • McLean, Va.



**28**  
**KEVIN DOHERTY**  
LHP • R/L • 6-0 • 185  
Fr. • Laytonsville, Md.



**29**  
**SCOTT SILVERSTEIN**  
LHP • L/L • 6-6 • 240  
R-Sr. • Olney, Md.



**30**  
**ROB AMARO**  
INF/C • R/R • 6-3 • 205  
R-Jr. • Philadelphia, Pa.



**31**  
**JOE MCCARTHY**  
OF/1B • L/L • 6-3 • 225  
Fr. • Scranton, Pa.



**32**  
**GEORGE RAGSDALE**  
INF • R/R • 6-1 • 190  
Fr. • North Port, Fla.



**33**  
**NICK HOWARD**  
INF/RHP • R/R • 6-3 • 215  
So. • Olney, Md.



**34**  
**ARTIE LEWICKI**  
RHP • R/R • 6-3 • 195  
Jr. • Wyckoff, N.J.



**35**  
**DAVID ROSENBERGER**  
LHP • L/L • 5-11 • 185  
Fr. • Bethlehem, Pa.



**35**  
**THOMAS WOODRUFF**  
OF • R/R • 5-11 • 175  
So. • Clifton, Va.



**38**  
**MIKE PAPI**  
OF/1B • L/R • 6-3 • 195  
So. • Tunkhannock, Pa.



**39**  
**AUSTIN YOUNG**  
RHP • R/R • 6-4 • 225  
Jr. • Mechanicsville, Va.



**42**  
**BRETT LISLE**  
LHP • L/L • 6-9 • 210  
R-Fr. • Highlands Ranch, Colo.



**46**  
**NATHANIEL ABEL**  
LHP • L/L • 6-1 • 190  
So. • Haymarket, Va.



**47**  
**WHIT MAYBERRY**  
RHP • R/R • 6-1 • 185  
R-Jr. • Alexandria, Va.



**26**  
**BRIAN O'CONNOR**  
Head Coach  
10th Season



**44**  
**KEVIN McMULLAN**  
Associate Head Coach  
10th Season



**36**  
**KARL KUHN**  
Assistant Coach  
10th Season



**1**  
**MATT KIRBY**  
Assistant Coach  
2nd Season



**JASON LAWS**  
Baseball Administration



**BRIAN MCGUIRE**  
Athletic Trainer

# 2013 SEASON NOTES

## WHO'S BACK IN THE FIELD

Of its 19 returning letterwinners, Virginia has five field starters back from 2012, including all three starting outfielders, **Derek Fisher** (.288 BA, 7 HR, 50 RBI), **Brandon Downes** (.321, 7 2B, 22 RBI) and **Colin Harrington** (.305, 5 2B, 28 RBI). Three of the four starting infielders left for professional baseball, with first baseman **Jared King** (.263, 21 XBH, 44 RBI) serving as the lone holdover.

Sophomore catcher **Nate Irving** (.279 BA, 35 RBI, 415 OBP) has a full season under his belt after starting 49 of the 59 games behind the plate in 2012.

## NEW-LOOK INFIELD

Virginia will unveil a new-look infield, as senior **Reed Gragnani** (2B) and sophomores **Branden Cogswell** (SS) and **Nick Howard** (3B) are slated to join King. They replace four-year starter Keith Werman (2B), two-year starter Chris Taylor (SS) and Stephen Bruno (3B), who was third in the ACC in batting last year at .370.

Gragnani has battled injuries the past two years, but he hit .362 in 20 games (19 starts) last year. Cogswell (41 GP, .260, 4 3B, 15 RBI) and Howard (26 GP, .346, 6 RBI) each saw significant action last year while serving in a backup capacity.

## PLENTY OF DEPTH ON OFFENSE, DEFENSE

Virginia sports a lot of options on offense and in the field. Infielder **Kenny Towns** (28 games, .294, 12 RBI) emerged in mid-April last year and provides the Cavaliers an option at DH as well as first and third base.

**Mike Papi** (35 games, .283, 17 RBI) was sidelined with an injury in the second half of the 2012 season which derailed his strong start. He will see time in the outfield and also could get time at first base.

Freshmen **John LaPrise** and **George Ragsdale** and sophomore **Thomas Woodruff** each provide the Cavaliers with more options on the infield.

Freshmen **Joe McCarthy** and **Rob Bennie** are both former multi-sport high school standouts who will provide a physical presence at the plate while spending time in the outfield.

## BEHIND THE DISH

The Cavaliers lacked depth behind the plate last year, but that won't be an issue this year. Irving is the established veteran there and will be joined by a pair of rookies, **Robbie Coman** and **Scott Williams**.

Irving caught over 80 percent of the innings last year but should get more relief from the freshman duo.

## WHO'S BACK ON PITCHING STAFF

Virginia's pitching staff will be anchored by junior **Kyle Crockett** and redshirt senior **Scott Silverstein**. Crockett was the Cavaliers' go-to southpaw out of the bullpen last year, going 5-2 with a 2.25 ERA as batters hit just .204 against him in 60 innings (32 appearances).

In his first extended action on the mound after a pair of shoulder surgeries, Silverstein went 2-5 with a 4.48 ERA in 15 starts last year. He started the season strong, but was inconsistent through much of the second half of the season.

Sophomore righty **Nick Howard** will start at third base but also will be key on the bump. He went 3-0 with a 2.81 ERA in 19 outings out of the bullpen last year; batters hit just .221 against him.

Junior RHP **Austin Young** (1-1, 21 GP, 4.86 ERA) saw significant action last year and will be counted on out of the bullpen once again.

LHP **Nathaniel Abel** pitched in seven games last year and will see time out of the bullpen as well this year.

A pair of starters from the 2012 rotation, RHPs **Whit Mayberry** and **Artie Lewicki**, each are rehabbing from arm surgeries, and their return dates are still unknown.

## YOUTH APLENTY ON MOUND

Virginia's pitching staff will have plenty of new faces, with eight rookie pitchers on the roster. The roles that each will play still are not certain as the season begins.

Virginia strengthened its staff with the addition of four left-handers: **Nathan Kirby**, **Brandon Waddell**, **David Rosenberger** and **Kevin Doherty**. Redshirt freshman Brett Lisle also provides UVa another lefty option.

**Trey Oest**, **Josh Sborz**, **Cameron Tekker** and **Tyler Carrico** all are right-handed options for the Cavaliers.

Catchers **Robbie Coman** and **Scott Williams** also could see time on the mound.

## CHANGES AT DAVENPORT FIELD

Davenport Field has undergone several changes during the offseason. Most notably, a new sand-based playing surface has been installed. After removing the previous surface, crews installed a new irrigation and field drainage system (the previous field had no drainage system).

The \$1 million project also included the installation of a new synthetic warning track that will run in foul territory between the foul poles as well as new dugout flooring surfaces and a new FieldTurf collar behind home plate.

Home plate was moved in about five feet, creating more foul territory down the lines as well as new field dimensions: 332-370-404-370-332.

In separate projects, new chairback seats were added to replace the grandstand bleachers and a new video board was erected.

## O'CONNOR FOURTH AMONG ACTIVE COACHES IN WIN PERCENTAGE

Virginia head coach **Brian O'Connor** is 411-149-2 (.734) in nine seasons at the helm of the Cavaliers. O'Connor's 73.4 percent winning percentage ranks fourth among active Division I head coaches behind only North Carolina's Mike Fox (.744), Florida State's Mike Martin (.743) and Wichita State's Gene Stephenson (.735).

## A HOT TICKET AT DAVENPORT FIELD

UVa fans continue to fill Davenport Field, as more than 110,000 fans have attended Cavalier games each of the past three seasons. UVa has ranked among the top 20 programs nationally in attendance each of the last three years.

UVa ranked 15th nationally in total attendance (112,281) and 19th in average attendance (3,208) last year.

Davenport Field will seat 4,980 per game, slightly down this year after the addition of more chairback seats in place of the bleacher seats in the grandstand. The entire reserved section in the grandstand is sold out once again this year.

## 2013 SCHEDULE DETAILS

The Cavaliers' 54-game schedule will be challenging as usual, featuring 21 games against teams that qualified for the 2012 NCAA Tournament, 12 of which will come on the road.

UVa has home series slated against Florida State (2012 CWS), NC State (Super Regionals), Miami (Regionals), Maryland and Duke.

On the road, the Cavaliers will play East Carolina, a 2012 NCAA Regional team, in a three-game non-conference series to open the season. UVa has ACC series scheduled against 2012 Super Regional participant Clemson, 2012 Regional qualifiers Georgia Tech and North Carolina as well as Wake Forest and Virginia Tech.

UVa will play three of its first four ACC series at the friendly confines of Davenport Field. The Cavaliers are scheduled to play 34 home games and 20 on the road.



## DAVENPORT FIELD AT THE UVA BASEBALL STADIUM

- Bermuda grass playing surface – known as Ted Davenport Field – was dedicated April 13, 2002, against Wake Forest in honor of Thomas “Ted” Edward Davenport, former Executive Director and Secretary/Treasurer of Virginia Student Aid Foundation
- Field was named for Davenport to recognize his dedication to student-athletes and leadership role in fundraising
- Virginia has drawn more than 110,000 fans in each of the last three seasons and averaged a program-record 3,298 spectators per game in 2011. UVA has ranked in the top 20 nationally in attendance each of the last three years
- It provides one of the best home-field advantages in college baseball: UVA is 266-57 (.823) at home over the last nine seasons
- Played host to six NCAA Regionals (2004, 2006, 2007, 2010, 2011, 2012) and two NCAA Super Regionals (2010, 2011)
- New \$1 million playing surface was installed during the summer of 2012, featuring a new irrigation/drainage system, sand-based field, FieldTurf collar behind home plate and synthetic warning track in foul territory
- With the addition of 939 new chairback seats in the grandstand prior to the 2013 season, Davenport Field now features a total of 1,419 chairbacks
- The stadium now seats 4,980 (fourth largest in ACC) and includes canopied grandstand with chairback seats, bleacher seats down the right-field line and in the outfield, grass hillside seating down the left-field line and seven suites for lease by fans and corporate sponsors
- A new video board also will be unveiled for the 2013 season
- A \$5 million renovation was completed in 2010, bringing a new clubhouse, opponent and umpire locker rooms, meeting, video and training rooms and hall of fame room as well as renovated indoor batting cages and a spacious weight room
- Spacious home clubhouse was refurbished in 2010 and includes full-size wooden lockers, lounge area, team meeting and video rooms and kitchen as well as expanded training room and coaches’ locker room/lounge
- Stadium underwent complete overhaul after the 2001 season, making it a premier college facility

### DAVENPORT FIELD FACTS AND FIGURES

**Seating Capacity:** 4,980  
**Field Dimensions:** 332-370-404-370-332  
**Outfield Wall Height:** 6 feet in left and right field; 8 feet from left to right center; 32 feet in center field  
**Largest Single-Game Attendance:** 5,074 vs. UNC (April 14, 2012)  
**Largest 3-Game Series Attendance:** 13,625 vs. UNC (April 13-15, 2012)  
**Largest Season Attendance Average:** 3,298 (125,355 total), 2011  
**Largest Season Attendance Total:** 125,959, 2010 (41 games)  
**Virginia’s Overall Record in Facility:** 270-82 (.767)  
**Virginia’s ACC Record in Facility:** 90-47 (.657)  
**Virginia’s Record vs. State Opponents in Facility:** 65-11 (.855)  
**First Game:** Feb. 16, 2002 vs. Bucknell  
**First Night Game:** March 29, 2002, vs. North Carolina  
**First Virginia Win:** Feb. 16, 2002, vs. Bucknell (10-3)  
**First Virginia Loss:** Feb. 26, 2002, vs. VCU (13-7)  
**First ACC Win:** March 15, 2002, vs. Florida State (11-10)  
**First Win Over Ranked Team:** March 15, 2002, vs. No. 1 Florida St. (11-10)

### CLUBHOUSE/FACILITY AMENITIES

- The spacious UVA clubhouse features full-size wooden lockers, spacious showers, flat-screen HD televisions and surround sound audio system
- The home clubhouse also houses new and larger areas for the training room and coaches’ locker room
- The new stadium addition brought team meeting and video rooms as well as a Hall of Fame area
- The climate-controlled indoor hitting and pitching facility includes space for three full-length batting cages and additional area for hitting drills as well as a regulation clay pitching mound
- Players can lift in the new Davenport Field weight room with the latest equipment and cardiovascular technology
- The 10,000-square foot academic center in John Paul Jones Arena features a large computer area, writing center and study space, including six private tutor rooms and 23 individual study carrels for all Virginia student-athletes to use
- Cavalier baseball players utilize an athletes-only dining facility in John Paul Jones Arena with a serving and dining area of more than 7,900-square feet and seating capacity of 325



**HEAD COACH**

# **BRIAN O'CONNOR**

Coming off another postseason appearance as head coach of the Virginia baseball program, three-time ACC Coach of the Year and two-time national coach of the year Brian O'Connor continues to lead Virginia to unparalleled levels of success. Now in his 10th season as head coach of the Cavaliers, O'Connor has built his program into a national power and turned the Cavaliers into one of the hottest tickets in town.

Virginia advanced to its first College World Series in 2009, setting off a remarkable stretch as UVa has recorded 195 wins in the last four years - the second-most wins of any Division I program. In this stretch UVa has made two trips to the College World Series and won three NCAA Regional championships, two ACC tournament titles and two ACC Coastal Division crowns. The Cavaliers have hosted three-consecutive NCAA Regionals, notched a pair of 50-win seasons and spent two stints atop the national polls since 2010.

Record crowds have flocked to UVa's Davenport Field, prompting several stadium expansions to push the stadium seating capacity near 5,000 and meet the rapidly increasing demand. Virginia has ranked among the top 20 nationally in attendance in each of the last three seasons, with more than 110,000 fans crossing through the Davenport Field turnstiles each year.

O'Connor enters the 2013 season with a career record of 411-149-2 and a 166-91-1 (.645) record in ACC play after guiding Virginia to its ninth-consecutive NCAA regional appearance in 2012. Virginia is one of just 10 teams in the nation to earn a berth in the NCAA tournament in each of the last nine seasons, and this success has led to record crowds, excitement and national exposure for Virginia baseball.

O'Connor boasts the fourth-highest winning percentage of current head coaches (73.4 percent). The 2009 NCBWA and CollegeBaseball-Insider.com National Coach of the Year, O'Connor is the second fastest ACC coach to reach 400 career wins. His UVa teams have racked up seven 40-win seasons (39 wins in the other two years) and played host to six NCAA regionals and two NCAA super regionals.

In addition to earning National Coach of the Year honors in 2009, O'Connor was named the 2006 College Baseball Foundation Coach of the Year. He is a two-time recipient of ABCA Atlantic Region Coach of the Year laurels (2004, 2009) and three-time ACC Coach of the Year honoree (2004, 2010 and 2011). Forty-eight of O'Connor's Virginia players have been selected in the Major League Baseball First-Year Player Draft, including a school-record nine in 2010 and eight more in 2011. Left-handed pitcher Danny Hultzen was taken second overall in the 2011 MLB Draft by the Seattle Mariners, marking UVa's highest draft pick ever.

Seven former Cavaliers have reached the major leagues after playing for O'Connor, highlighted by Washington Nationals' all-star and Gold Glove third baseman Ryan Zimmerman. Mark Reynolds (Cleveland), Joe Koshansky (Colorado), Brandon Guyer (Tampa Bay), Michael Schwimer (Philadelphia), Mike Ballard (Baltimore) and Sean Doolittle (Oakland) also have made it to baseball's highest level after playing under O'Connor while at UVa.

In 2005 Zimmerman went on to make one of the quickest jumps ever to the major leagues - two months - and in 2009 became the first former



@UVACoachOConnor

### **Winning Percentage**

*(Active Head Coaches)*

1. Mike Fox, North Carolina ..... .744
2. Mike Martin, Florida State .... .743
3. Gene Stephenson, Wichita St.... .735
4. **Brian O'Connor, Virginia ... .733**
5. Wayne Graham, Rice..... .715

### **Wins Since 2009**

1. South Carolina .....198
2. **Virginia ..... 195**
3. Florida .....189
- Florida State.....189
5. Coastal Carolina .....186

Cavalier to play in the MLB All-Star Game. Reynolds and Koshansky each earned their big league debuts in 2007, while Guyer reached baseball's top level in 2011 with Tampa Bay, as did Schwimer (2005-08) with the Philadelphia Phillies and Ballard (2003-06) with the Baltimore Orioles. Doolittle made his first MLB appearance in June 2012.

Forty Virginia players have nabbed All-ACC honors under O'Connor, including a league-high 22 over the last four. Joe Koshansky (2004) and Sean Doolittle (2006) each have been named ACC Player of the Year, while Danny Hultzen earned ACC Pitcher of the Year honors in 2010 and 2011, becoming the first player to win the award in multiple seasons. In 2009 Hultzen was tabbed ACC Freshman of the Year - also a first in Virginia history.

During O'Connor's tenure, Virginia players have garnered 13 All-America honors, including Hultzen, who was a three-time First-Team All-American, and Doolittle, a two-time All-American. In addition, 11 Cavaliers have been named Freshman All-Americans.

Zimmerman, Doolittle, Thompson and Branden Kline each played on USA Baseball national teams. Zimmerman led the U.S. to the gold medal at the World University Games in 2004, and Doolittle helped the Americans to a gold medal in 2006. Thompson notched a silver medal with Team USA at the 2007 Pan American Games. Kline was a member of the 2011 Collegiate National Team.

Virginia also has succeeded in the classroom. In 2011 the UVa baseball program earned a public recognition award from the NCAA for its multi-year Academic Progress Rate scores. The APR provides a clear picture of the academic culture in each sport. Hultzen was a Capital One First-Team Academic All-American in 2011, while Tyler Wilson was the winner of the esteemed Lowe's Senior CLASS Award for Baseball.

O'Connor's UVa teams have consistently thrived in the pitching game, with UVa posting the lowest ERA in the country since 2005 (3.16). Virginia has ranked in the top 20 in the country in ERA in eight of O'Connor's nine seasons, including the 2011 season when Virginia posted a 2.24 team ERA, which was the lowest in the nation. UVa also boasted No. 3 national ERA rankings in 2005, 2006, 2007 and 2009.

Virginia's success has spilled over into the community as attendance records have been shattered while the program experiences an unparalleled wave of enthusiasm. While attendance steadily improved during O'Connor's first six years, it has skyrocketed the past three seasons. Over 110,000 fans filed into Davenport Field in each of the last three seasons as UVa ranked among the nation's top 20 in attendance each year. Virginia has added bleacher seats to Davenport Field on four separate occasions since 2010.

UVa has ranked among the top 40 in the nation in total home attendance and average home attendance in all nine years of O'Connor's tenure. Virginia finished a multi-million dollar stadium renovation in the spring of 2010, pushing Davenport Field among the elite in college baseball facilities.

## VIRGINIA COACHING HIGHLIGHTS

- 2009 National Coach of the Year (ABCA, CBI)
- 2006 College Baseball Foundation National Coach of the Year
- Three-time ACC Coach of the Year (2004, '10, '11)
- 2009 and 2011 College World Series Participants and ACC Champions
- Nine straight NCAA Regional appearances, hosting six (2004, 2006, 2007, 2010, 2011, 2012)
- National seed in NCAA Tournament twice (No. 5 in 2010, No. 1 in 2011)
- No. 1 NCAA Regional seed six times
- Three NCAA Regional and two Super Regional championships
- ACC regular-season champions in 2010 and 2011
- Seven 40-win seasons (39 wins in 2008 and 2012)
- 411 wins in eight years at UVa (average of 45.6 per season), including NCAA-best 56 wins in 2011
- 266-57 home record, including school-record 35 wins in 2011
- Six top-three finishes in one of the nation's toughest conferences
- 40 All-ACC selections, including two ACC Players of the Year and two ACC Pitchers of the Year
- 13 All-America selections; 11 Freshman All-Americans
- 48 players selected in the MLB Draft, including 21 the last three seasons
- UVa has seen a six-fold increase in home attendance since O'Connor's arrival: UVa has drawn more than 110,000 fans each of the last three years (3,298 per game in 2011)

### O'CONNOR'S MILESTONE WINS

No.	Date	Opponent	Score
1	Feb. 13, 2004	at N. Carolina A&T	10-7
100	March 12, 2006	at Georgia Tech	6-3
200	March 30, 2008	vs. Virginia Tech	2-1
300	April 27, 2010	vs. Coastal Carolina	6-3
400	April 26, 2012	at VCU	7-5

The Cavaliers also have become a fixture in the national polls, highlighted by UVa's first-ever No. 1 ranking in 2010. Virginia was ranked No. 1 by Baseball America for 12 weeks during the 2010 season and sat atop the polls for a dozen more weeks in 2011.

Much of this success is a result of Virginia's stellar recruiting classes, which have been the most highly-touted groups to ever sign with Virginia. Seven of the first eight recruiting classes brought in by O'Connor and his staff have ranked among the nation's Top 20 - 2004 (12th), 2005 (10th), 2006 (8th), 2007 (13th), 2008 (14th), 2009 (9th), 2011 (8th).

### YEAR-BY-YEAR

Virginia played host to its sixth regional in nine years in 2012 while going 39-19-1 and earning a second-place finish in the ACC Coastal Division. Branden Kline, Justin Thompson and Keith Werman each were named to the All-ACC team, while Derek Fisher was a unanimous selection as a freshman All-American. UVa sold a record number of season tickets prior to the season.

Virginia had its most prolific season in 2011, setting a program record with 56 victories, earning the No. 1 national seed in the NCAA Tournament and advancing to its second College World Series while winning ACC Tournament and Coastal Division championships. UVa went 56-12 and won its third straight NCAA regional title before taking the super regional against UC Irvine after a dramatic ninth-inning rally in Game 3. The Cavaliers then posted two wins at the CWS before eventual national champion South Carolina eliminated UVa in a 13-inning contest.

While UVa's pitching staff ranked first nationally in ERA, the Cavaliers also set a school record with a .978 fielding percentage and ranked among the top 20 nationally in batting. Seven Cavaliers were named All-ACC, with four claiming All-America honors - Hultzen, Kline, John Hicks and Will Roberts. The fan base continued to rally around the team as UVa averaged a program-best 3,298 fans per game (125,355 total).

In 2010, the Cavaliers posted a 51-14 record, setting a then-school record for wins in a season as well as ACC wins in a year (23). Record crowds packed Davenport Field, leading to seating expansions on three separate occasions. Virginia averaged 3,148 fans per game, shattering the previous record by nearly 1,400 fans per game.

Virginia also earned its first-ever No. 1 national ranking in 2010 and held that distinction for 12 weeks during the season. The Cavaliers were a national seed in the NCAA

tournament for the first time, with a No. 5 seed. UVa led the conference in batting (.331) for the second straight year and set school records in runs (525), doubles (160), triples (32) and total bases (1166). The Cavaliers also finished seventh nationally in fielding percentage with a then-school record mark of .977. In addition, a record seven Cavaliers were named to the All-ACC team, while Kevin Arico, Hultzen and Phil Gosselin also earned All-America honors.

In 2009, O'Connor guided Virginia to the program's first College World Series berth while capturing the school's third ACC championship and first regional and super regional crowns on the road to Omaha. Despite featuring a team with 23 underclassmen, the Cavaliers set 11

team records, including hits (767), runs (507) and strikeouts (593), while posting a 49-15-1 mark. Five players earned first-team All-ACC honors, with Hultzen and Parker each gleaming All-America laurels.

After a strong regular season, Virginia caught fire in the postseason, winning the ACC Baseball Championship with victories over Clemson, North Carolina, Duke and Florida State in consecutive days. UVa then traveled to the NCAA Irvine Regional and impressively topped San Diego State and soon-to-be MLB No. 1 draft pick Stephen Strasburg before shutting down top-ranked UC Irvine twice on its home field to win the regional crown. The next week, the Cavaliers rebounded from an opening-game loss to Ole Miss to win the final two contests of the NCAA Oxford Super Regional in front of hostile crowds to take the super regional title and earn a berth in the College World Series at Rosenblatt Stadium.

While UVa advanced to the College World Series for the first time in 2009, the process of reaching Omaha started six years prior. O'Connor was named the head baseball coach at Virginia on July 8, 2003, and he and his staff wasted no time in propelling the program to new heights.

In O'Connor's first season as head coach, the Cavaliers recorded a 44-15 overall record, 18-6 mark in the ACC and second-place ACC finish. The 18 wins were the most ever by a Cavalier team in league play at the time, and for the first time in school history, Virginia played host to an NCAA regional. Virginia swept five three-game series over conference foes, including a three-game sweep over Georgia Tech in Atlanta for the first time in school history. The Cavaliers also swept Clemson in three games for the first time since 1972.

UVa racked up another 40-win season in 2005, going 41-20 overall and 14-14 in the ACC. As the No. 7 seed in the ACC tournament, the Cavaliers went to the championship by knocking off three ranked opponents, including two wins over Clemson and a triumph over NC State. UVa posted nine wins over ranked opponents, including a three-game sweep of No. 4 Georgia Tech, which was UVa's second straight regular-season sweep of the Yellow Jackets. The Cavaliers led the ACC in team ERA (2.74) for the second straight year.

O'Connor's 2006 squad set a then-school record with 47 wins on its way to a 47-15 mark, including 21 conference wins. UVa finished third overall in the ACC and just one game behind division champion North Carolina while playing host to an NCAA Regional. Four players were named All-ACC, led by Doolittle, who was the ACC Player of the Year. Four Cavalier freshmen were named Freshman All-Americans, tied for the most in the nation.

In 2007, Virginia boasted a 45-16 record and 19-9 mark in the ACC en route to a second-place finish in the ACC Coastal Division. The Cavaliers played host to an NCAA Regional and bowed out in the championship to eventual national champion Oregon State. Five Cavaliers earned All-ACC honors, while Jacob Thompson was a consensus first-team



## BRIAN O'CONNOR

- **Born:** April 21, 1971, in Omaha, Neb.
- **High School:** 1989 graduate of Saint Albert HS in Council Bluffs, Iowa
- **College:** Bachelor's degree in marketing from Creighton University in 1993
- **Coaching Career:** Assistant Coach at Creighton (1993-94), Assistant Coach at Notre Dame (1994-2001), Associate Head Coach at Notre Dame (2001-03). Head Coach at Virginia (2004-present)
- **Personal:** Married to the former Cindy Petratis of Council Bluffs, Iowa. The couple has two daughters, Ellie and Maggie, and a son, Dillon.

All-American and Doolittle earned second-team All-America laurels. UVa led the league and was third in the nation in ERA (2.81), led by Thompson with a league-best 1.50 mark. The Cavaliers also posted series wins at then No. 1-North Carolina and Clemson - UVa's first series win ever at Clemson.

In 2008, Virginia reached the ACC Championship game and earned a fifth straight NCAA Regional bid. The Cavaliers went 39-23 overall and 15-15 in the ACC, and steadily improved throughout the season, catching fire in the ACC Baseball Championship, where they defeated No. 1 North Carolina and No. 4 Florida State in successive games. Michael Schwimer earned All-America honors, while Greg Miclat and Pat McAnaney nabbed all-conference laurels.

## PRIOR TO VIRGINIA

O'Connor brought a wealth of baseball experience to Charlottesville when he arrived. He came to Virginia after spending nine seasons at Notre Dame (1995-2003) under current LSU coach Paul Mainieri, for whom he served as an assistant coach from 1995-2001 before earning a promotion to associate head coach in 2001. O'Connor was named the 2001 National Assistant Coach of the Year by the American Baseball Coaches Association and Baseball America and was AFLAC National Assistant Coach of the Year in 2003.

While at Notre Dame, O'Connor worked with the Fighting Irish pitchers and served as the program's recruiting coordinator. As Notre Dame's recruiting coordinator, he led the effort that landed a nine-member group ranked as the No. 1 recruiting class in the country in 2001, as well as the sixth-ranked recruiting class in 2003 according to Baseball America.

During O'Connor's nine years at Notre Dame, the Irish compiled an overall record of 399-160-1 (.713), won six conference championships and made six trips to the NCAA Tournament. His last three Notre Dame teams were among the most successful in the school's history. The Irish compiled an overall record of 45-18 in 2003, won the Big East Conference Championship and advanced to the NCAA tournament. In 2002, Notre Dame had an overall record of 50-18, won the Big East Championship and advanced to the College World Series. The 2001 Irish team was 49-13-1, ranked No. 1 in the nation at midseason and played in the NCAA tournament.

O'Connor, who pitched on Creighton's 1991 College World Series team, tutored 17 eventual professional baseball pitchers, including 13 Major League Draft selections, at Notre Dame. He has a proven track record of developing pitchers into top-level prospects, including a pair of first-round selections - Brad Lidge in 1998 and Aaron Heilman in 2001 - who weren't even drafted in the first 40 rounds coming out of high school (Lidge was a 42nd-round pick, Heilman a 55th-rounder).

## PERSONAL

A native of Council Bluffs, Iowa, O'Connor is a 1993 graduate of Creighton University. As a pitcher on the Creighton baseball team under then-CU head coach and current Chicago Cubs general manager Jim Hendry, O'Connor posted a career record of 20-13 with seven saves and a 3.78 ERA. After graduating with a bachelor's degree in marketing, O'Connor was selected in the 29th round of the Major League Baseball draft by the Philadelphia Phillies. He notched a 4-2 record with a 4.03 earned run average for Martinsville (Va.) of the Appalachian Class-A League in 1993 before accepting a position as pitching coach at Creighton.

O'Connor is married to the former Cindy Petratis. The couple has three children - two daughters, Ellie and Maggie, and a son, Dillon.



# BRIAN O'CONNOR BY THE NUMBERS



## CAREER RECORD

Year	School	Record	ACC	ACC Finish	Postseason
2004	Virginia	44-15	18-6	2nd	NCAA Regionals
2005	Virginia	41-20	14-14	7th	NCAA Regionals
2006	Virginia	47-15	21-9	3rd	NCAA Regionals
2007	Virginia	45-16	19-9	2nd*	NCAA Regionals
2008	Virginia	39-23	15-15	4th*	NCAA Regionals
2009	Virginia	49-15-1	16-11-1	4th*	College World Series
2010	Virginia	51-14	23-7	1st*	NCAA Super Regional
2011	Virginia	56-12	22-8	T1st*	College World Series
2012	Virginia	39-19-1	18-12	2nd*	NCAA Regionals

**Career 9 years 411-149-2 166-91-1**

\*Coastal Division

## Schools to Reach Last Nine NCAA Tournaments

Arkansas	Oral Roberts
Cal State Fullerton	Rice
Florida State	South Carolina
Miami (Fla.)	TCU
North Carolina	<b>Virginia</b>

## O'Connor vs. Opponents

Arkansas	0-1	Monmouth	3-0
Arkansas State	1-0	Mount St. Mary's	2-0
Army	1-0	Navy	3-0
Auburn	1-0	Niagara	2-0
Boston College	16-3	Norfolk State	4-0
Brown	2-0	North Carolina	13-19
Bucknell	10-0	North Carolina A&T	4-0
Cal State Fullerton	1-1	NC State	12-19
California	2-0	North Florida	1-0
Canisius	1-0	Ohio State	0-1
Central Connecticut	3-0	Old Dominion	3-3
Clemson	21-4	Oklahoma	1-3
Coastal Carolina	4-3	Oregon State	1-2
Coppin State	4-0	Penn State	1-1
College of Charleston	0-1	Princeton	1-1
Cornell	4-0	Quinnipiac	0-1
Dartmouth	2-0	Radford	7-0
Dayton	1-0	Rhode Island	3-0
Delaware	4-0	Richmond	9-0
Duke	22-7	Rider	3-0
East Carolina	5-2	San Diego State	1-0
Elon	1-0	Seton Hall	4-1
Evansville	0-1	Siena	2-0
Florida State	12-14	South Carolina	0-3
Fordham	4-1	St. John's	4-1
Gardner-Webb	1-0	St. Joseph's	3-0
George Mason	5-0	Stony Brook	3-1
George Washington	8-1	The Citadel	1-0
Georgetown	4-0	Towson	12-1
Georgia Tech	18-11-1	UAB	1-0
High Point	1-0	UC Irvine	4-1
James Madison	9-1-1	UCLA	0-1
Lafayette	1-0	UNC Greensboro	1-0
Lehigh	5-0	UNC Wilmington	2-1
Liberty	5-1	Vanderbilt	0-1
Longwood	5-0	VCU	10-0
LSU	0-1	VMI	7-2
Marist	5-0	Virginia Tech	18-4
Marshall	4-0	Wagner	1-0
Maryland	25-2	Wake Forest	15-8
Maryland-Eastern Shore	5-0	William & Mary	8-1
Miami (Fla.)	15-14	Wright State	1-2
Mississippi	3-1		



ASSOCIATE HEAD COACH

# KEVIN McMULLAN

In his 10th season at Virginia and seventh as associate head coach, Kevin McMullan serves as Virginia's recruiting coordinator and hitting coach and works defensively with the Cavaliers' infielders and catchers. McMullan is known as one of the top recruiters and developers of players in the country.

In a November 2012 poll of 70 Division I head coaches by Baseball America, McMullan was named the top assistant coach in college baseball.

The 2009 National Assistant Coach of the Year, McMullan has helped guide Virginia to 411 wins in his nine seasons, an average of 45.7 wins per season. Virginia is one of just 10 programs to reach the last nine NCAA tournaments.

Virginia advanced to its first College World Series in 2009, setting off a remarkable stretch as UVa has recorded 195 wins in the last four years - the second-most wins of any Division I program. In this stretch UVa has made two trips to the College World Series and won three NCAA Regional championships, two ACC tournament titles and two ACC Coastal Division crowns. The Cavaliers have hosted three-consecutive NCAA Regionals, notched a pair of 50-win seasons and spent two stints atop the national polls since 2010.

Defensively, the Cavaliers have shined under McMullan, and UVa owns the highest fielding percentage in the ACC since his arrival in 2004 (.973). Seven of the nine teams have ranked among the nation's top 40 in fielding percentage. The 2010 and 2011 teams each set program records in fielding percentage, with .977 (2010) and .978 (2011) marks. Both ranked seventh nationally.

In 19 years as a college coach, McMullan has had over 70 players signed by professional organizations. Twenty-six of his Virginia position players have been selected in the Major League Baseball First-Year Player Draft, including Ryan Zimmerman (Washington Nationals), Mark Reynolds (Baltimore Orioles), Joe Koshansky (Colorado Rockies), Brandon Guyer (Tampa Bay Rays) and Sean Doolittle (Oakland), who all have reached the big leagues.

Zimmerman took just two months to jump to the major leagues and was selected as a National League All-Star in 2009, becoming the first former Cavalier to appear in the MLB All-Star Game. He also earned a Gold Glove Award in 2009. Reynolds and Koshansky each made their big league debuts in 2007, while Guyer earned his first call-up in May 2011, swatting a home run in his first at bat. Doolittle made his MLB debut in 2012 with Oakland. McMullan also was vital in development

of the Washington Nationals' Chad Tracy (1B-3B) while coaching him at East Carolina.

McMullan has been instrumental in landing the most highly-touted recruiting classes that have ranked among the nation's best - 2004 (12th), 2005 (10th), 2006 (8th), 2007 (13th), 2008 (14th), 2009 (9th) and 2011 (8th).

## YEAR-BY-YEAR

Virginia played host to its sixth regional in nine years in 2012 while going 39-19-1 and earning a second-place finish in the ACC Coastal Division. Second baseman

Keith Werman was named to the All-ACC team, while Derek Fisher was a unanimous selection as a freshman All-American. Featuring a starting lineup with four freshmen, Virginia ranked 14th nationally in scoring, 10th in on base percentage (.400) and fourth in triples (32). Stephen Bruno had a huge year, batting .370 while tying a school record with 23 doubles.

During the 2011 season the Cavaliers rolled to a 56-12 record, the ACC Coastal Division championship and the overall ACC Championship. Ranked No. 1 nationally for much of the season, Virginia earned the No. 1 national seed in the NCAA Tournament and won NCAA Regional and Super Regional crowns before going 2-2 at the College World Series. UVa ranked third nationally in doubles (148), fourth in hits (709) and fifth in runs (471). Catcher John Hicks earned All-American honors while Hicks and three other Cavaliers notched all-conference laurels.

In 2010 the Cavaliers won a school-record 51 games, was ranked No. 1 nationally for 12 weeks and won the ACC Coastal Division title as well



@Kevin44McMullan

## ACC Batting Last 4 Years

1. Virginia ..... .315
2. Georgia Tech ..... .309
3. Virginia Tech..... .305
4. Florida State ..... .298
5. Clemson..... .298

## ACC Fielding Since 2004

1. Virginia ..... .973
2. North Carolina ..... .969
3. Clemson..... .967
4. NC State..... .967
5. Georgia Tech..... .967

as an NCAA regional crown. UVa also was the No. 5 national seed in the NCAA tournament. Virginia led the conference in batting (.331) for the second straight year and set school records in runs (525), doubles (160), triples (32) and total bases (1166). The Cavaliers also finished seventh nationally in fielding (.977). A school-record seven Cavaliers were named to the All-ACC team, highlighted by All-American Phil Gosselin, who set a UVa record with 100 hits. Eight Cavalier starters batted at least .300.

In 2009 Virginia won 49 games and earned the ACC Championship as well as NCAA Irvine Regional and Oxford Super Regional titles en route to the school's first College World Series appearance. UVa finished the season with a No. 5 national ranking. The Cavaliers exploded offensively, leading the ACC in batting (.327) and setting six offensive team records, including hits (767), runs (507), doubles (138), triples (28), RBI (486) and at bats (2343). UVa had a school-record five players earn first-team All-ACC honors, while utility Danny Hultzen and outfielder Jarrett Parker each gleaned All-America laurels. Hultzen also was named the ACC Freshman of the Year, while Parker set the Virginia single-season records in runs (75), hits (94) and total bases (176) and tied the record for triples (7).

The 2008 team advanced to the ACC Championship game and broke the school record for stolen bases (134), which was set the previous season. UVa ranked fifth nationally in stolen bases. Shortstop Greg Miclat was named First-Team All-ACC and tied the school record for career stolen bases with 83.

In 2007, Virginia finished in the top three in the ACC in team batting (.314) with three individuals - Miclat (.376, fifth), David Adams (.372, seventh) and Brandon Guyer (.370, ninth) - among the ACC's top 10. Sean Doolittle broke the school record for career RBI (167), while Guyer finished in the top 10 in career hits (221) in just three seasons. Guyer, Doolittle and Adams were named to the All-ACC team, and the program earned its best-ever national ranking, No. 3, during the season. Miclat also broke the single-season stolen base record (32) as the Cavaliers finished 11th nationally in steals.

The 2006 team set a school record for conference wins (21), led by 2006 ACC Player of the Year Sean Doolittle. Tom Hagan was a first team All-ACC selection after hitting .357, while Brandon Marsh was a second team All-ACC selection as eight of Virginia's position starters hit above .300.

In 2005, Virginia went 41-20 and played in the ACC Championship game, then earned a bid to the NCAA Corvallis Regional. The Cavaliers also posted a .975 fielding percentage, which ranked seventh nationally.

The 2004 team had a 44-15 overall record and 18-6 mark in the ACC. McMullan guided Joe Koshansky to the 2004 ACC Player of the Year award, a program first. Koshansky set the school record for most RBI in a single season (67). McMullan's tutelage also sparked Zimmerman to twice



## **VIRGINIA COACHING HIGHLIGHTS**

- 2009 National Assistant Coach of the Year
- Virginia has led the ACC in batting over the last four seasons combined (.315)
- Cavaliers have set 11 team offensive school records over the last five years
- Virginia ranks fifth nationally in stolen bases since 2006 (752)
- Virginia has stolen 930 stolen bases in his nine seasons (103.3 per year)
- UVa has the best fielding percentage in the ACC since 2004 (.973), including back-to-back school-record marks in 2010 (.977) and 2011 (2011)
- In 19 years as a college coach, McMullan has had over 70 players signed by professional organizations.
- Has had 23 UVa players selected in the MLB Draft; of those, only eight were previously drafted out of high school and each substantially improved his draft status
- Mentored five future Major Leaguers at Virginia, including Washington Nationals All-Star Ryan Zimmerman
- Has coached 11 All-America honorees and 25 All-ACC selections

set the single-season UVa hits record (92 in 2005; 90 in 2004). Mark Reynolds also flourished, tying the then-single-season school runs record of 60 in 2004.

In his first season with the Cavaliers, McMullan helped UVa to major increases in runs scored (101) and bases on balls (87) from the previous year. UVa finished in the Top 25 of several national polls and won 15 more games than the 2003 squad.

### **PREVIOUS COACHING EXPERIENCE**

Prior to his time at Virginia, McMullan served as a manager in the Atlanta Braves organization. While with the Braves, he also coordinated the catchers in spring training and was the coordinator of extended spring training.

Before joining the Braves' organization, McMullan served as acting head coach at East Carolina in 2001-02 for Keith LeClair, who was diagnosed with Lou Gehrig's Disease. During that season, McMullan coached ECU to a 43-20 record, Conference USA Championship and NCAA Regional Final.

At ECU, he served as the recruiting coordinator, hitting coach and catching instructor. In McMullan's three years at ECU, the Pirates posted a record of 138-46, which placed ECU among the top five programs in the country in wins, averaging 46 victories a season. East Carolina won three conference championships and an NCAA Regional Championship while earning two No. 1 seeds and a No. 2 seed in the NCAA tournament. In McMullan's three years, the Pirates finished in the Top 25 each season. In 2002, he recruited and coached NCBWA National Freshman Player of the Year Darryl Lawhorn.

McMullan also served as an assistant coach at St. John's (1996-99) and coached at Indiana University of Pennsylvania (1994-96). At St. John's, McMullan was the recruiting coordinator and hitting coach and also coached the catchers. He helped St. John's to three Big East championship appearances and a Big East title as well as an NCAA Regional berth in 1997. While at IUP, McMullan was the head baseball coach as well as the strength and conditioning coordinator. He coached two conference players of the year as well as three All-Americans.

Aside from his numerous coaching experiences, McMullan also had a decorated career as an athlete. He enjoyed a pro baseball career as a member of the New York Yankees organization (1990-92) and the Salt Lake City Trappers (1990 and 1992). In 1990, he was a Pioneer League All-Star. McMullan also was a two-sport NCAA All-American as a catcher in baseball and a linebacker in football at IUP. He was a member of six championship teams at IUP.

### **PERSONAL**

McMullan is a 1990 graduate of IUP. He is married to the former Sandra Leishman of Wayne, N.J. The couple has three children, Maggie, Emma and Jack. McMullan's father, John McMullan, was an All-America football player at Notre Dame and played in the NFL with the New York Giants, Philadelphia Eagles and New York Titans (now the Jets).



ASSISTANT COACH  
**KARL KUHN**

The Virginia pitching staff has met unparalleled success in the past nine seasons under pitching coach Karl Kuhn. Virginia routinely possesses one of the top pitching staffs in the nation year in and year out under the 10th-year pitching coach of the Cavaliers. Since 2005 Virginia boasts the lowest cumulative earned run average in the nation (3.14).

In honor of his coaching success, Kuhn was named the 2010 recipient of Collegiate Baseball's Tom House Teaching Professional of the Year Award. The award recognizes excellence in teaching pitchers and acknowledges years of continued education and study of the latest pitching techniques as identified by scientific fact and biomechanical research.

In nine seasons, Kuhn's pitching staff has won 411 games, an average of 45.7 wins per season. His staff has ranked among the top 20 teams nationally in ERA eight of the last nine years, including a No. 1 ranking in 2011 when UVa posted the lowest ERA at UVa in 40 years. The Cavaliers also have racked up four No. 3 national ERA rankings (2005, 2006, 2007, 2009) during that time.

Virginia advanced to its first College World Series in 2009, setting off a remarkable stretch as UVa has recorded 195 wins in the last four years - the second-most wins of any Division I program. In this stretch UVa has made two trips to the College World Series and won three NCAA Regional championships, two ACC tournament titles and two ACC Coastal Division crowns. The Cavaliers have hosted three-consecutive NCAA Regionals, notched a pair of 50-win seasons and spent two stints atop the national polls since 2010.

During Kuhn's tenure in Charlottesville, UVa has produced 58 shutouts, including an ACC-record 16 in 2011. The Cavaliers also have boasted a league-high 25 ACC Pitchers of the Week during the last nine years. Kuhn's pitchers are notorious for pounding the strike zone, averaging just 2.9 walks per nine innings since 2004 - fewest in the ACC.

Three of Kuhn's former protégés at UVa have gone on to reach the major leagues. Michael Schwimer (Philadelphia) and Mike Ballard (Baltimore) each reached the big leagues in 2011, while Sean Doolittle made his MLB debut in 2012 with Oakland. Twenty-five of Kuhn's Virginia pitchers have been selected in the Major League Baseball Draft, including Danny Hultzen, who was the second overall pick in 2011.

Kuhn has coached 10 All-Americans and 19 All-ACC honorees in his tenure at Virginia. A three-time First-Team All-American, Danny Hultzen was Virginia's first-ever ACC Freshman of the Year in 2009, then followed it up by becoming the first-ever two-time ACC Pitcher of the Year in 2010 and 2011 before becoming the second overall MLB Draft pick in 2011. Doolittle (2005-06), Jacob Thompson (2007) and Branden Kline (2011) each earned All-America honors and played for the U.S. Collegiate National Team.

Kuhn also has been instrumental in assisting Virginia in landing six of the most highly touted recruiting classes to ever sign with the Cavaliers. UVa has landed several classes that have ranked among the nation's best - 2004 (12th), 2005 (10th), 2006 (8th), 2007 (13th), 2008 (14th), 2009 (9th) and 2011 (8th).

**Team ERA Since 2005**  
*(National Leaders)*

1. Virginia ..... 3.14
2. Texas ..... 3.19
3. North Carolina ..... 3.36
4. Wichita State ..... 3.46
5. Rice ..... 3.49

**YEAR-BY-YEAR**

Virginia played host to its sixth regional in nine years in 2012 while going 39-19-1 and earning a second-place finish in the ACC Coastal Division. Branden Kline and Justin Thompson each were named to the All-ACC team as they led a pitching staff which ranked fifth in the ACC in ERA (3.48). Kline (second round) and Shane Halley (20th round) each were selected in the 2012 MLB Draft.

The Cavalier pitching staff had a remarkable 2011 season, leading the nation with a 2.24 ERA - the lowest ERA of any Division I program since 1992 - while also topping the nation in shutouts (16) and strikeouts (664). UVa's pitching was the key catalyst in the Cavaliers recording a school-record 56 wins, winning the ACC championship and making their second College World Series trip in three years.

Hultzen became the ACC's first two-time Pitcher of the Year and also was named a First-Team All-American for the third straight year while setting the UVa career wins (32) and strikeouts (395) records. He was joined on the All-America teams by closer Branden Kline, who tied the conference saves record with 18, as well as Will Roberts, who fired the first perfect game in UVa history on March against George Washington.

For the first time in program history, three UVa pitchers won 10 or more games in a season - Hultzen (12), Roberts (11) and Tyler Wilson (10). Hultzen became UVa's highest draft pick ever, as the Seattle Mariners selected him as the second overall draft pick, while Roberts, Wilson and Winiarski also were drafted.

In 2010 the Cavaliers racked up a program-record 51 wins and won the ACC Coastal Division championship as well as a regional championship. Virginia also earned the program's first-ever No. 1 ranking and held the top spot in the polls for 12 weeks during the season. UVa's pitching staff posted a 3.89 team ERA, which ranked 18th nationally. Kevin Arico led the nation in saves with 18, tying the ACC single-season record in the process. Arico and Hultzen each were named First-Team All-Americans. After the season four Cavaliers (Arico, Neal Davis, Robert Morey, Wilson) were selected in the MLB Draft.


Behind one of the top pitching staffs in the nation in 2009, Virginia won 49 games and earned the program's first-ever trip to the College World Series. UVa's pitchers were sensational on the road to Omaha, posting a 1.45 ERA in the regional and super regional. In the NCAA Irvine Regional, Virginia pitchers allowed just two earned runs - the fewest earned runs allowed in NCAA regional play since the tournament expanded to its current 64-team format in 1999.

The Cavaliers set a then-school record for strikeouts in 2009 with 593. UVa ranked third nationally in ERA (3.23) and fewest hits allowed per nine innings (7.97), seventh in strikeouts and 18th in fewest walks allowed per nine innings (2.93). Following the season, four UVa pitchers (Andrew Carraway, Jeff Lorick, Matt Packer, Robert Poutier) were selected in the MLB Draft.

In 2008, Virginia recorded a 3.83 ERA, which ranked 11th nationally. Closer Michael Schwimer tied the single-season Virginia saves record with 14 en route to All-America laurels. Senior starting pitcher Pat McAnaney was lauded with Second-Team All-ACC honors. Jacob Thompson set the Virginia career wins record with 27, and Matt Packer led all Division I pitchers with a 1.14 ERA to become just the second UVa pitcher to lead the nation in ERA.

In 2007 the Cavaliers posted an ACC-best 2.81 team ERA with nine shutouts. Kuhn was instrumental in Thompson recording one of best seasons ever for a Virginia pitcher. Thompson went 11-0 with a 1.50 ERA, was a consensus first-team All-American and All-ACC and was named a finalist for the Roger Clemens Award. He also earned a spot on the U.S. National Team. With 11 saves, Casey Lambert became the ACC's all-time leader in saves (43) and finished sixth in NCAA history in saves.

In 2006, Kuhn guided his staff to an ACC-best 3.04 team ERA. Sean Doolittle (11-2) and Thompson (10-4) earned All-ACC honors, becoming the first Cavalier



## **VIRGINIA COACHING HIGHLIGHTS**

- Virginia ranked in the top 20 in the country in ERA in eight of his nine seasons
- UVa posted the lowest ERA in the nation in 2011 (2.24) and ranked third nationally in ERA in 2005, 2006, 2007 and 2009
- UVa boasts the lowest ERA in the nation since 2005 (3.14)
- Virginia was the only team to rank among the top 20 nationally in ERA from 2004-11
- Recipient of 2010 Tom House Teaching Professional of the Year Award
- UVa won 2011 PitchingInsider.com National Pitching Staff of the Year Award
- UVa was the only team in Division I to rank among the top 20 nationally in ERA, strikeouts and fewest hits allowed from 2008-11
- Virginia has led the ACC in ERA either outright or in conference play seven times in nine years
- UVa pitchers have racked up 19 All-ACC selections - most in the conference - as well as 11 All-America honors during his tenure
- Virginia pitchers allowed just two earned runs in the 2009 NCAA Irvine Regional - the fewest earned runs allowed in NCAA regional play since the tournament expanded to the 64-team format in 1999. UVa nearly matched that total in the 2011 Regional (three runs).
- Coached 25 MLB Draft picks since 2004 - of those, 18 were not drafted out of high school
- Mentored future major leaguers Mike Ballard, Sean Doolittle and Michael Schwimer at UVa

tandem to win at least 10 games in a single season. Doolittle was named a consensus second-team All-American and ACC Player of the Year. He was a finalist for the Brooks Wallace Award, given to the nation's top player. Thompson was named a freshman All-American. Senior Mike Ballard had his best season, going 9-3 and becoming just the second pitcher in UVa history to throw a no-hitter (vs. Boston College). Ballard was a 14th-round draft pick of the Texas Rangers, while Lambert posted his third straight 10-save campaign.

In 2005, Kuhn guided the Virginia staff to a league-best 2.74 team ERA and 11 shutouts. Opponents hit just .232 against UVa pitchers. Jeff Kamrath was named to the All-ACC First Team. Lambert earned a UVa single-season record 14 saves. Two starters were drafted in the 2005 MLB Draft as Matt Avery was a ninth-round pick of the Chicago Cubs while Kamrath was selected in the 11th round by Tampa Bay.

Kuhn's 2004 pitching staff led the ACC in ERA in league play and finished 15th nationally (3.63) while also pacing the ACC in fewest walks allowed. Kuhn was integral in the development of Andrew Dobies, a third-round draft pick of the Boston Red Sox and Joe Koshansky, a sixth-round pick of the Colorado Rockies. Koshansky was named the school's first-ever ACC Player of the Year. As a freshman, Lambert tied the then-school record for most saves in a single season (8) and finished second in the ACC in ERA (2.54).

## **PREVIOUS COACHING EXPERIENCE**

The first assistant coach to be hired at Virginia under head coach Brian O'Connor, Kuhn arrived in Charlottesville after serving as the associate head coach and pitching coach at Arkansas-Little Rock for seven years from 1997-2003. At UALR, Kuhn managed all aspects of the Trojans' pitching staff and was also the recruiting coordinator for the program.

As recruiting coordinator, Kuhn had five-consecutive recruiting classes ranked nationally by Collegiate Baseball during his tenure with the Trojans.

Before coaching at UALR, Kuhn spent three years as the pitching coach at Charleston Southern. Under his leadership, the pitching staff led CSU to its first baseball conference championship and NCAA Regional appearance in school history. Kuhn also worked at Valencia Community College in Orlando, Fla. Prior to that, he was pitching coach for two years at Buchholz High School in Gainesville, Fla.

## **PERSONAL**

Kuhn started his college career at Valencia Community College, where he played from 1987-89, then concluded his career playing one season for the University of Florida in 1990. He is a 1992 graduate of Florida.

Kuhn is married to the former Katrina Goddin and resides in Charlottesville. The couple has two sons, Kason and Kruse.



## MATT KIRBY

ASSISTANT COACH  
SECOND SEASON

1

Matt Kirby is in his second season as the volunteer assistant coach on the Virginia baseball coaching staff. A graduate of William and Mary, Kirby came to Virginia in 2011 after spending the previous two seasons as a coach at Georgetown.

Kirby's primary duties include assisting with the day-to-day development of position players as well as camps and other administrative duties.

After serving as the Georgetown volunteer assistant coach in 2010, Kirby was elevated to an assistant coach in 2011 and served as the team's first base coach. While at Georgetown, he managed the travel, equipment and camp budgets and planned and executed practice schedules for all hitters and catchers. Kirby also helped develop student-athlete weight lifting, nutrition and running programs and assisted with the management of Georgetown baseball summer and fall camps.

Kirby was an assistant coach and recruiting coordinator at Villanova for the 2007 and 2008 seasons. He also was responsible for a recruiting class at Villanova that was rated among the top-100 in the country by *Collegiate Baseball*.

Prior to his time at Villanova, Kirby served as an assistant coach at Brown in 2006, where he helped to oversee all areas of the program. The Bears compiled a 12-8 record in Ivy League conference play during the season.

Kirby was the assistant coach at William & Mary in 2005. He worked primarily with the catchers, outfielders and hitters while at William & Mary. Kirby got his start in coaching in 2003 as the student assistant coach at William & Mary, and then became the volunteer coach at Virginia Military Institute in 2004.

Kirby is a 2003 graduate of William & Mary. A four-year letterman as a catcher and pitcher, he was the team captain as a junior and senior and led the Tribe to the Colonial Athletic Association title in 2002. He was voted the team MVP in 2002 when he was a Second-Team All-CAA selection. While at W&M, he caught for future major leaguers Chris Ray and Bill Bray.



## JASON LAWS

BASEBALL ADMINISTRATION  
FIRST SEASON

Jason Laws is in his first season as Virginia's Director of Baseball Operations.

Laws has a wide range of responsibilities, as he is involved in every aspect of the program. He serves as the team's travel coordinator and also assists with all aspects of game day operations and on-campus recruiting.

Laws was an assistant coach at Arkansas State last season. While at ASU he was in charge of the catchers, assisted with the hitters and field work and served as camp coordinator.

Laws was an assistant coach at South Dakota State in 2010-11 and earned his master's degree in Sport and Recreation Studies from SDSU.

He served as an assistant coach in 2010 with the San Diego Waves summer team, which qualified for the NBC World Series. Laws was the head coach for the El Dorado Broadcasts of the Jayhawk Summer League in 2011.

Laws earned his undergraduate degree from Murray State in 2010. He was a First-Team All-Ohio Valley Conference selection in 2009 after hitting .373 as the starting DH for the Racers. In 2010 he batted .314 with 14 doubles and four home runs while serving as the Murray State starting catcher.

In his Division I career, Laws batted .342 in 345 career at bats. A solid contact hitter, he had more extra base hits (34) and walks (37) than strikeouts (32) in his career.

Laws played the 2008 season at Palomar Junior College, where he was a Pacific Coast Conference Honorable Mention selection at catcher.

## STUDENT MANAGERS



Taylor Myers



Tyler Slate



Jack Anzilotti



## NATHANIEL **ABEL**

# 46

LHP • So. • 6-1 • 190 • L-L  
Haymarket, Va.  
Battlefield

### 2012

- Pitched in seven games out of the bullpen
- Made first career appearance against Monmouth (2/26), striking out the lone batter he faced
- Retired both batters faced, striking out one, in relief appeared against Marist (3/14)
- Made first ACC appearance at Florida State (3/19)
- Pitched perfect inning in relief against Towson (3/28)
- Closed out ninth inning against JMU without allowing an earned run (4/4)
- Pitched one-hit seventh inning to hold George Washington scoreless (4/11)

### PREP

- Went 6-3 with 2.79 ERA in 2011; also hit .347 with three home runs
- Was Cedar Run District Pitcher of the Year in 2011
- All-Met Honorable Mention selection in 2011
- Played on 2010 gold medalist Virginia Commonwealth Game team
- Played first base in addition to pitching
- Coached by Matt Caudle and Jay Burkhart
- Named to Principal's Honor Roll

### PERSONAL

- Parents are Wayne and Mary Abel
- Has a sister, Rebecca, and a brother, Benjamin

### ABEL BY THE NUMBERS

Year	ERA	W-L	G-GS	CG	SHO/CBO	SV	IP	H	R	ER	BB	K	BAA	WP	HP	BK
2012	5.06	0-0	7-0	0	0/0	0	5.1	5	5	3	4	4	.238	2	1	0



## ROB **AMARO**

# 30

INF/C • R-Jr. • 6-3 • 205 • R-R  
Bensalem, Pa.  
William Penn Charter

### 2012

- Played in one game
- Named to ACC Academic Honor Roll

### 2011

- Saw time in nine games, making seven plate appearances
- Earned first career hit vs. Richmond, a single to left (4/20)
- Named to ACC Academic Honor Roll

### 2010

- Did not compete
- Named to ACC Academic Honor Roll

### PREP

- Drafted by Philadelphia Phillies in 40th round of 2009 MLB Draft
- Ranked No. 222 prospect by Perfect Game
- Three-time All-Inter-Ac League honoree
- Two-time All-City honoree
- Team MVP, captain in 2009
- Led team to 22-4 record with No. 1 ranking in Southeastern Pennsylvania in 2009
- Coached by Rick Mellor

### PERSONAL

- Full name is Robert David Amaro
- Parents are David and Jennifer Amaro
- Mother played field hockey and lacrosse at Duke; father played baseball at Duke
- Uncle, Ruben Amaro, played at Major League level with the Philadelphia Phillies and Cleveland Indians and is currently the GM for the Phillies
- Has one brother, Andrew, who plays baseball at Maryland
- Majoring in history



## ROB **BENNIE**

# 16

OF/INF • Fr. • 6-2 • 205 • R-R  
Stroudsburg, Pa.  
Stroudsburg

### PREP

- Was two-sport standout at Stroudsburg
- Was first athlete in school history to earn all-state honors in two sports in same year
- Named first-team all-state in baseball and football in 2012
- Mountain Valley Conference MVP in baseball in 2011 and 2012 (also conference MVP in football in 2012)
- Holds Stroudsburg's career hits record (130)
- Hit .550 as junior (school record) and .452 as senior
- Two-year baseball team captain
- 2011 and 2012 Pocono Record Male Athlete of the Year
- Coached by Phil Stokes in baseball at Stroudsburg
- Also played four years of football (quarterback/safety) and was two-way starter for three years
- Holds school record in total offensive yards with 6,026
- Broke single-season school total offense record with 3,049 yards (previously held by Artie Owens, who went on to play for San Diego Chargers)
- Rushed for 1,786 yards in 2012 (most in school history for QB, second among all backs); also passed for 1,263 yards in 2012 (second all-time)
- Named first-team all-conference at safety in 2012 with 136 tackles and six interceptions

### PERSONAL

- Parents are Joe and Mari Bennie
- Has one brother, Joey and two sisters, Jamie and Stephanie
- Brother currently plays baseball at East Stroudsburg University
- Has a sister, Rebecca, and a brother, Benjamin



## TYLER **CARRICO**

# 15

RHP • Fr. • 6-0 • 180 • R-R  
Midlothian, Va.  
James River

### PREP

- Two-year letterwinner at James River
- Was winning pitcher in 2011 Central Virginia regional championship game
- Coached by Pete Schumacher at James River
- High school teammate of current UVa classmate Nathan Kirby
- Came back to play after undergoing three back surgeries his freshman year
- Member of National Honors Society, Beta Club and National Latin Honors Society
- President of Athletes Who Care
- Finished with 4.75 GPA

### PERSONAL

- Parents are John and Sheri Carrico
- Has one brother, Drew



# BRANDEN COGSWELL 7

INF • So. • 6-2 • 170 • L-R  
Ballston Lake, N.Y.  
Shenendehowa

## 2012

- Played in 41 games and earned 27 starts (nine at second base, 17 at DH, and one at SS)
- Appeared in 20 of UVa's final 23 games
- Picked up six extra-base hits - four were triples (tied for 11th in ACC)
- Hit by 12 pitches - ninth most in the ACC
- Made first career appearance against Coastal Carolina and first career start later that day against JMU (2/18)
- Went 1-for-3 with hit and RBI in Sunday start against NC State (4/1)
- Posted two hits and two runs against JMU (4/4)
- Went 2-for-4 with two-run triple, two runs, two RBI in win over Wake Forest (4/8)
- Scored career-high four runs and hit his fourth triple of the season against George Washington (4/11)
- Went 2-for-4 with run and three walks in two starts against North Carolina (4/14-15)
- Went 2-for-6 with two runs in Georgia Tech series (5/11-13)
- Was 2-for-7 in Maryland series; had hit and RBI and each of his two starts (5/17-19)
- Went 3-for-9 in three starts at ACC tournament; 2-for-2 with run, walk and stolen base against GT (5/24-26)
- Set a career high with four RBI against Army in NCAA tournament, including key 3-run double in sixth inning to break game open

## PREP

- 2011 ABCA/Rawlings High School Third-Team All-American
- Named to 2010 and 2011 ABCA Region 1 All-Region Team
- Named to NYSSWA All-Star Team three times (first team in 2011, second team in 2010, fourth team in 2009)
- Named 2011 Player of Year for Capital District (Large Schools) by Albany Times Union
- Three-time Capital District First-Team All-Area Team
- Three-time Suburban Council First-Team All-Star Team
- Hit .500 with 10 home runs and .612 OBP his senior year
- Coached by Jim Carrese at Shenendehowa
- Also played one year of basketball
- Member of National Honor Society

## PERSONAL

- Parents are Rich and Carol Cogswell
- Father played college baseball at Siena

## COGSWELL BY THE NUMBERS

Year	Avg.	G-GS	AB	R	H	2B	3B	HR	RBI	SLG%	BB	HP	K	OB%	SB-A	E	FLD%
2012	.260	41-27	100	28	26	2	4	0	15	.360	16	12	17	.419	2-4	2	.971



# ROBBIE COMAN 8

C/RHP • Fr. • 6-1 • 205 • R-R  
Lake Worth, Fla.  
Park Vista

## PREP

- Three-time all-conference honoree (2010-12)
- Posted career batting average of .344 with 95 hits
- Named second-team all-county by Sun Sentinel his last three years
- Named second-team all-county by Palm Beach Post in 2012
- Earned team's Heart and Hustle Award in 2011 and Gold Glove Award in 2010
- Was team's Most Valuable Hitter in 2012
- Coached by Larry Greenstein at Park Vista
- Also played golf his senior year (carded a 43 average per nine holes)
- Named a scholar-athlete all four years
- Member of National Honor Society and Mu Alpha Theta

## PERSONAL

- Parents are Bob and Kim Coman
- Father played golf at Rollins College
- Has two sisters, Katherine and Kristina



# KYLE CROCKETT 3

LHP • Jr. • 6-2 • 170 • L-L  
Poquoson, Va.  
Poquoson

## 2012

- Fired 60.0 innings, fourth on team (51.0 out of bullpen)
- Finished second on team with 57 strikeouts
- Top lefty option out of bullpen with 32 appearances including two starts (second on team, sixth in ACC)
- Opponents batted .204 against him, which was third in ACC (.227 in ACC play)
- His team-best 2.25 ERA ranked fifth in the ACC
- Made 19 appearances in ACC play (tied for second most in league and tied for most on team)
- Allowed only six extra-base hits (all doubles)
- Ranked 11th nationally in WHIP (0.93)
- Struck out 36 and allowed just three earned runs and two walks in his last 15 appearances (34.0 IP, 0.79 ERA)
- Held BC scoreless for five innings in his first appearance of the season (2/17)
- Earned first start of the season against JMU to get his second win (4/4; 4.0 IP, 3H, 2R, 2ER, 1BB, 2K)
- Pitched four innings of one-hit ball out of the bullpen in final game against Wake Forest (4/9; 4.0 IP, 1H, 0R, 0ER, 0BB, 2K)
- Struck out four batters in 3.0 IP in the first game of the North Carolina series (4/13; 3.0 IP, 2H, 0R, 0ER, 0BB, 4K)
- Started against Radford (4/24) and worked 5.0 innings, allowing just unearned run while striking out career-high eight
- Did not allow an earned run over 5.1 innings of work in Miami series (4/28-30); pitched in games 1 and 3
- Worked 4.2 scoreless innings in first two games of Georgia Tech series; pitched 3.2 scoreless with 5 strikeouts in Game 1
- Gave up pair of runs in first game of Maryland series to snap streak of 18.2-consecutive scoreless innings (5/17), but still earned win; rebounded to throw 1.1 scoreless innings in Game 3.
- Made two appearances in the ACC tournament, striking out three in 2.1 IP and earning the win over Clemson on Thursday (5/24-26)
- Worked 3.2 scoreless innings over two outings in NCAA tournament (6/2-3)

## 2011

- Saw action in 27 games, with 26 coming out of bullpen
- Held opponents scoreless in 22 of his 27 outings
- Pitched twice against South Carolina during College World Series (6.0 IP total)
- Fired two scoreless innings in first CWS game vs. USC (6/21), then tied career high with four innings against the Gamecocks (6/24)
- Tossed 0.2 innings in Durham during the ACC Tournament, recording two outs with a total of four pitches (5/28-29)
- Earned his second win in relief against Maryland (3/26; 0.2 IP, 0H, 0R, 0ER, 0BB, 1K)
- Earned the win in his first career start against William and Mary without surrendering a run (4.0 IP, 2H, 0R, 0ER, 0BB, 0K)
- Made first career appearance versus Arkansas State at the Auburn Tournament (2/20, 1.0 IP, 0H, 0R, 0BB, 0K)

## PREP

- 2010 Gatorade Virginia Player of the Year
- Two-time State Player of the Year (2009, 2010)
- Two-time Daily Press Baseball Player of the Year (2009, 2010)
- Earned first team all-region and all-district honors at pitcher and outfield in 2009 and 2010
- Posted 14-0 pitching record and racked up .448 batting average in 2010
- Went 13-0 as pitcher and hit .443 his junior year
- Was first team all-district pitcher in 2008
- Pitched and played outfield and first base
- Coached by Kenny Bennett at Poquoson

## PERSONAL

- Parents are Gary and Diane Crockett
- Has one brother, Adam
- Majoring in sociology

## CROCKETT BY THE NUMBERS

Year	ERA	W-L	G-GS	CG	SHO/CBO	SV	IP	H	R	ER	BB	K	BAA	WP	HP	BK
2011	1.97	3-0	27-1	0	0/3	0	32.0	27	9	7	9	32	.233	0	2	0
2012	2.25	5-2	32-2	0	0/2	0	60.0	44	22	15	12	57	.204	2	8	0
<b>Total</b>	<b>2.15</b>	<b>8-2</b>	<b>59-3</b>	<b>0</b>	<b>0/5</b>	<b>0</b>	<b>92.0</b>	<b>71</b>	<b>31</b>	<b>22</b>	<b>21</b>	<b>89</b>	<b>.214</b>	<b>2</b>	<b>10</b>	<b>0</b>





# KEVIN DOHERTY 28

LHP • Fr. • 6-0 • 185 • R-L  
Laytonsville, Md.  
Good Counsel

## PREP

- Two-time All-Met selection (first team in 2012, HM in 2011)
- Two-time First-Team All-Montgomery County honoree (2011, 2012)
- Twice named First-Team Washington Catholic Athletic Conference (2011, 2012); honorable mention selection in 2010
- Went 4-1 with 1.60 ERA in 2012 (35 IP, .187 BAA, 48 strikeouts)
- Also hit .361 in 2012 with two homers and 20 RBI
- Coached by Carl Smith
- Named to Academic Honor Roll in 2012

## PERSONAL

- Parents are Thomas and Susan Doherty
- Father played baseball at Springfield College
- Has two sisters, Allison and Laura



# BRANDON DOWNES 10

C/OF • So. • 6-3 • 190 • R-R  
South Plainfield, N.J.  
South Plainfield

## 2012

- Appeared in 34 games, starting 26 (four at DH, 21 in CF and one in RF)
- Named to ACC Academic Honor Roll
- Started UVA's last 20 games (UVA was 15-5 in those games)
- Suffered broken hand March 6 after getting hit by pitch at James Madison, but returned April 4 for the JMU game
- Recorded hits in 16 of last 21 games
- Had .419 on base percentage
- Made first career appearance against Coastal Carolina (2/18)
- Started first game of his career at DH in win against Monmouth, going 3-for-5 with two doubles, triple, three runs and four RBI (2/26)
- Was 2-for-3 as DH against Wright State (3/3)
- Doubled, tripled and drove in four runs at JMU (3/6)
- Went 3-for-3, including a double, with three runs off bench in final game against North Carolina (4/15)
- Was 2-for-8 in DH at Duke, with two RBI in each game (4/21)
- Had hits in all three games of Miami series (4/28-30); also scored four runs
- Went 3-for-7 with three RBI in GT series; hit first college HR in Game 1
- Was 4-for-12 in Maryland series (5/17-19), with two hits in Games 1 and 3
- Went 3-for-12 in ACC tournament, recording hit in each of three games (5/24-26)
- Had three hits in NCAA tournament opener against Army (6/1)

## PREP

- Selected by Boston Red Sox in 43rd round of 2011 MLB Draft
- Holds seven school career records and three single-season records
- Finished one home run shy of state record with 15 home runs his junior year
- Won All-Division Award in 2010
- Named All-State First Team and Middlesex County Player of the Year in 2010
- Awarded Best Athletic Performance in New Jersey by ESPN Rise Magazine
- Named 2011 Louisville Slugger Pre-Season High School All-American First Team by Collegiate Baseball Newspaper
- Named to Rawlings and Perfect Game USA Pre-Season All-Regional First Team in 2011
- Named Rawlings Pre-Season Senior High School All-American in 2011
- Named one of ESPN Rise Magazine's April 2011 All-State Baseball Top-10 Positional Players
- UNICO National District X's 2011 Annual "Brian Piccolo Sports Award" in 2011
- Named to GMC All-White Division and All-Conference Teams in 2011
- Named to All-Area First Team by Home News Tribune, Courier News and Star-Ledger in 2010 and 2011
- Named to All-District 2 First Team by National High School Baseball Coaches
- Only player to ever hit for the cycle in SPSHS history
- Member of National Society of High School Scholars and a nominee for both People to People (2010) and National Young Leaders Conference (2009)
- Coached by Anthony Guida at SPSHS
- Also played football for four years (QB/DB)

## PERSONAL

- Parents are Michael and Kathleen Downes
- Has a brother, Michael, and sister, Kelly
- Sister played softball at Drexel

## DOWNES BY THE NUMBERS

Year	Avg.	G-GS	AB	R	H	2B	3B	HR	RBI	TB	SLG%	BB	HP	K	OB%	SB-A	E	FLD%
2012	.321	34-26	106	20	34	7	2	1	22	48	.453	15	3	27	.419	3-4	0	1.000



# DEREK FISHER 23

OF • So. • 6-3 • 210 • L-R  
Rexmont, Pa.  
Cedar Crest

## 2012

- Named Freshman All-American by Louisville Slugger and NCBWA
- Appeared in 53 games, starting 50 (15 at DH, 35 in LF); started final 42 games, including last 28 in LF
- Ranked 10th nationally in triples with eight; matched Jarrett Parker (2010) for UVA single-season triples record
- Led team in home runs (7) and triples (first in ACC) and was second on team in extra-base hits (26)
- Topped ACC freshmen in triples, home runs, RBI (50) and slugging (.507)
- Went 4-for-4 with double, triple, three RBI and three runs in middle game of Monmouth series (2/25)
- Went 4-for-9 in two starts during Virginia Tech series; had three hits and three runs in series finale
- Hit first two college home runs in the two Marist games (3/13-14); went 2-for-4 with 3-run homer, triple and four RBI in the second win over Marist
- Went 2-for-2 with a double, a triple and three RBI as DH in final game against Clemson (3/25)
- Hit third long ball of season to tie game in win over Clemson (3/24)
- Had monster game vs. Towson (3/28), going 4-for-6 with four runs, seven RBI and 11 total bases; was single shy of cycle (two doubles, triple, grand slam)
- Hit game-tying, two-run homer in seventh inning off Carlos Rodon in win at NC State (3/31)
- Went 2-for-5 against Wake Forest with run and three RBI (4/7)
- Was 3-for-10 with double and RBI in three games against North Carolina (4/13-15) and 4-for-13 with four runs in Duke series (4/20-21)
- Hit go-ahead 2-run home run in ninth inning in 7-5 win at VCU (4/25)
- Went 5-for-15 in Miami series (4/28-30); had three hits in game 3 of series
- Was 4-for-13 in Georgia Tech series (5/11-13) with home run and pair of doubles
- Went 4-for-13 in Maryland series (5/17-19); had two hits in each of first two games
- Recorded hit in all three games of ACC tournament, going 5-for-9 overall (5/24-26); also posted three runs, three RBI and four walks

## PREP

- Selected by Texas Rangers in sixth round of 2011 MLB Draft
- Played for Coach Chris Groff at Cedar Crest High School
- Rated ninth-best high school prospect by Baseball America
- Rated 14th-best high school prospect and top recruit in Pennsylvania by Perfect Game
- Three-time all-state honoree
- Hit .484 with 12 home runs and 31 RBI in his senior season
- Named to First Team All-Lebanon County and All-Lebanon Lancaster League three times each
- Pennsylvania State Player of the Year in 2011
- Holds CCHS home runs record with 24
- Served as team captain twice

## PERSONAL

- Parents are Jim and Kelly Fisher
- Has one sister, Nicole

## FISHER BY THE NUMBERS

Year	Avg.	G-GS	AB	R	H	2B	3B	HR	RBI	TB	SLG%	BB	HP	K	OB%	SB-A	E	FLD%
2012	.288	56-53	219	44	63	11	8	7	50	111	.507	22	10	61	.375	4-9	4	.939



# REED GRAGNANI 25

INF/OF • Sr. • 6-0 • 175 • S-R  
Richmond, Va.  
Mills E. Godwin

## 2012

- Played 19 games - 11 in CF, three in LF, two at DH, two at 2B, one in RF
- Hit .362 overall with .421 on base percentage and was one of team's top hitters before going down with injury at end of March
- Named to ACC Academic Honor Roll
- Played May 19 at Maryland for first time since March 31 because of injury, but that was his lone appearance in final two months
- Hit bases-clearing double to drive in the Cavaliers' final runs in 7-1 win over Monmouth (2/25)
- Went 4-for-4 with run scored in final game against Monmouth (2/26)
- Had pair of RBI singles vs. Marist (3/13), then followed it up with three hits the next day against Marist
- Went 4-for-5 and scored run in Sunday game versus Florida State (3/19); went 5-for-13 in series
- Went 2-for-4 in Friday start against NC State (3/30)
- Returned to lineup at Maryland (5/19) and went 1-for-2 with single in first AB

## 2011

- Started 41 games, primarily in the outfield (51 total appearances)
- Began season with appearances as pinch hitter and designated hitter
- Drew walk with two outs in bottom of ninth inning to load bases against UC Irvine in game 3 of NCAA Charlottesville Super Regional (UVa won in next AB)
- Went 2-for-6 (.333) in two starts at ACC Tournament
- Had a strong April, batting .333 during the month
- Was 1-for-6 with three RBI in Boston College series (4/30-5/1)
- Went 4-for-6, scoring four runs in the series sweep of Duke (4/15, 17)
- Went 5-for-11 with an RBI and two runs scored at Georgia Tech (4/8-10)
- Tallied two hits with five RBI and five runs scored in the Virginia Tech series (4/1-3)
- Went 1-for-7 with walk and run scored in two starts against Maryland (3/25-26)
- Knocked in three runs in the Florida State series, going 3-for-11 (3/18-20)
- Went 1-for-4 with double and drove in two runs in game 2 against Clemson (3/12)

## 2010

- Played in 28 games, including 12 starts
- Went 12-for-32 in nine starts at DH
- Also made three starts at first base
- Had hits in eight of his last 11 games (12-for-31)
- Went 1-for-3 in NCAA tournament, with single vs. Oklahoma in Super Regional (6/14)
- Went 6-for-10 with six RBI the week of April 19
- Had three hits, three RBI in win over George Mason (4/21); also made first career start at first base
- Doubled, scored twice at Florida State (3/14)
- Notched go-ahead single in seventh inning in win at William and Mary (3/10)
- Posted go-ahead two-run single in sixth inning of win over Wright State (3/7); went 2-for-4 with three RBI

## PREP


- Selected by Red Sox in 27th round of 2009 MLB Draft
- Earned Rawlings/Louisville Slugger All-America honors in 2009
- Named All-State in 2009
- Two-time District Player of the Year and All-Metro selection
- Hit .422 with six home runs and 25 RBI as senior
- Alternate on Team USA 18 and Under squad
- Named best hitter prospect in Cal Ripken Sr. League in 2008 (one of two high school players to play in league) - hit .324 that summer
- 55th-best player in country according to Rivals.com
- Played for head coach John Marano

## PERSONAL

- Full name is Reed Andrew Gragnani
- Parents are Rob and Karen Gragnani
- Has a brother, Robbie, and a sister, Kimberly; Robbie played baseball at VCU from 2000-04
- Majoring in history

## GRAGNANI BY THE NUMBERS

Year	Avg.	G-GS	AB	R	H	2B	3B	HR	RBI	TB	SLG%	BB	HP	K	OB%	SB-A	E	FLD%
2010	.365	28-12	63	12	23	3	0	0	18	26	.413	8	2	12	.446	3-4	0	1.000
2011	.272	51-41	136	26	37	5	2	0	31	46	.338	19	10	15	.391	1-3	2	.972
2012	.362	20-19	69	7	25	2	0	0	9	27	.391	2	5	10	.421	0-1	3	.917
<b>Total</b>	<b>.317</b>	<b>99-72</b>	<b>268</b>	<b>45</b>	<b>85</b>	<b>10</b>	<b>2</b>	<b>0</b>	<b>58</b>	<b>99</b>	<b>.369</b>	<b>29</b>	<b>17</b>	<b>37</b>	<b>.411</b>	<b>4-8</b>	<b>5</b>	<b>.963</b>



# COLIN HARRINGTON 14

OF • R-Jr. • 5-10 • 190 • R-R  
Johnstown, Pa.  
Bishop McCort

## 2012

- Played in 54 games, with 48 starts (18 in left field and 30 in right field)
- Named to ACC All-Tournament Team after going 6-for-10 with three RBI in three games
- Named to ACC Academic Honor Roll and ACC All-Academic Baseball Team
- Hit .305 on the season (second on team, 20th in ACC)
- Second on team and in ACC with 18 sacrifice bunts (13th nationally)
- Recorded 10-game hitting streak from March 23-April 9
- Was strong defensively, committing just one error (.988 fielding percentage) while picking up two outfield assists
- Had key triple and single, as well as three runs and RBI in opening game of Clemson series (3/23)
- Recorded at least one hit in every game of Clemson series, going 5-for-13 with three runs and two RBI (3/23-25)
- Hit second triple of year against NC State (3/31); went 2-for-8 in series
- Had three hits, including first career home run, as well as career-high four RBI against JMU (4/4)
- Recorded hit in each game of Wake Forest series and went 2-for-4 with two runs scored in final game (4/7-9)
- Drove in go-ahead run on squeeze bunt in win against Richmond (4/17)
- Tied career high with four RBI against Duke (4/21); went 4-for-10 with six RBI in series
- Had good series at Miami (4/28-30), going 5-for-11 with three RBI, four runs
- Went hitless in first game of the ACC tournament but bounced back in the final two games, going 6-for-8 with three runs and three RBI (5/24-26)
- Was 2-for-10 in NCAA tournament with hits in Appalachian State and Oklahoma games (6/1-3)

## 2011

- Played in 28 games, starting 10 games in the outfield and three at DH
- Went 2-for-6 in CWS against South Carolina (6/24)
- Started game two of the NCAA Charlottesville Super Regional vs. UC Irvine at DH; went 1-for-3, scoring a run
- Scored two runs in the ACC Tournament (1-for-2); reached base twice via HBP
- Went 1-for-3 with double, two runs in start vs. NC State (4/24)
- Tallied four hits in six at bats in Duke series; scored two runs (4/15, 17)
- Went 2-for-4 with double, RBI in win over Coastal Carolina (4/13)
- Notched hit in only plate appearance against Maryland (3/25)
- Went 1-for-1 with a run scored in pinch hitting opportunity against Cornell (3/5)
- Made first career start in against William and Mary (3/1); went 1-for-2 with an RBI and run scored while playing RF
- Named to ACC Academic Honor Roll

## 2010

- Did not compete
- Named to ACC Academic Honor Roll

## PREP

- First-Team Laurel Highlands Athletic Conference selection in 2007 and 2009
- Hit .435 with three home runs as senior; batted .450 as junior and .460 as sophomore
- Stole a school-record 16 bases in 2009
- 2009 Portage Tournament Home Run Derby Champion
- 2009 Portage Tournament MVP and Fastest 60-Yard Dash
- Coached by Denny Altimore at Bishop McCort
- Class valedictorian; also a member of National Honor Society and Mu Alpha Theta Math Honor Society

## PERSONAL

- Full name is Colin James Harrington
- Son of Diane Harrington
- Majoring in chemistry with plans to go to medical school to become an orthopedic surgeon after he is finished with baseball

## HARRINGTON BY THE NUMBERS

Year	Avg.	G-GS	AB	R	H	2B	3B	HR	RBI	TB	SLG%	BB	HP	K	OB%	SB-A	E	FLD%
2010	Did not compete																	
2011	.353	28-13	51	10	18	3	1	0	7	23	.451	3	6	6	.450	5-6	0	1.000
2012	.305	54-48	167	29	51	5	2	1	28	63	.377	19	10	19	.400	2-9	1	.988
<b>Total</b>	<b>.317</b>	<b>82-61</b>	<b>218</b>	<b>39</b>	<b>69</b>	<b>8</b>	<b>3</b>	<b>1</b>	<b>35</b>	<b>86</b>	<b>.394</b>	<b>22</b>	<b>16</b>	<b>25</b>	<b>.412</b>	<b>7-15</b>	<b>1</b>	<b>.990</b>



**NICK**  
**HOWARD** **33**

INF/RHP • So. • 6-3 • 215 • R-R  
Olney, Md.  
St. John's College HS

**2012**

- Made 19 appearances out of the bullpen and also received 52 at bats in 26 games
- On mound, picked up 37 strikeouts and 12 walks in 41.2 innings (2.81 ERA); batters hit just .222 against him
- He allowed only eight extra-base hits (6 2B, 1 3B, 1HR)
- Also started 11 games in the field (10 at DH, one at third base); hit .368 with .468 OBP in his starts
- Went 2-for-3 with two runs in win over Seton Hall (3/3)
- Went 2-for-4, scored twice in Saturday win over Virginia Tech (3/10)
- Pitched 3.0 innings out of pen against VMI; struck out six (3/21)
- Was 3-for-4 with two runs and RBI in win over Towson (3/27)
- Went 1-for-3 with three runs, RBI and two walks while pitching 4.1 innings in relief to earn his first career win over Towson (3/28; 4.1 IP, 5H, 2R, 2ER, 0BB, 4K)
- Pitched three scoreless innings in relief and hit single in his lone at-bat against JMU (4/4)
- Went 3-for-5 and drove in one run in first game of Wake Forest series (4/7)
- Made first two ACC pitching appearances against Wake out of the bullpen (4/8-9)
- Pitched 2.0 scoreless innings and hit first triple of his career against GW; also scored run and drove in another (4/11)
- Pitched 3.1 innings without giving up an earned run vs. North Carolina (4/14; 3.1 IP, 3H, 1R, 0ER, 0BB, 1K)
- Struck out three and gave up one run in 2.2 IP against Richmond (4/17; 2.2 IP, 3H, 1R, 1ER, 1BB, 3K)
- Worked in all three games of Georgia Tech series; earned win in Friday game; 4.0 scoreless innings in series (5/11/13)
- Fired career-long 5.1 innings of scoreless relief in UVa's win at Maryland (5/17); retired 16 of 19 batters he faced
- Had strong outing against Oklahoma in NCAA Regional (6/3), allowing unearned run and one hit while striking out four in 3.2 innings of relief

**PREP**

- Twice named to Washington Catholic Athletic Conference First Team
- No. 1 recruit out of Maryland according to Perfect Game
- Named to 2011 All-Met Team
- 2010 All-Met Honorable Mention
- Named to South Florida Class All-Tournament Team
- Named No. 90 prospect nationally by Baseball America
- Hit .403 with 28 RBI and 20 stolen bases his senior season
- Also pitched 31.1 innings to go 3-2 with 31 strikeouts and 1.56 ERA in senior year
- Played for Coach Mark Gibbs at SJCHS

**PERSONAL**

- Parents are Dale and Paula Howard
- Has one brother, Matthew
- Uncle, Dennis, played for Toronto Blue Jays organization
- Father played college baseball at Canisius College
- Enjoys fishing, playing video games and listening to music

**HOWARD BY THE NUMBERS**

Year	Avg.	G-GS	AB	R	H	2B	3B	HR	RBI	TB	SLG%	BB	HP	K	OB%	SB-A	E	FLD%
2012	.346	26-11	52	11	18	1	1	0	6	21	.404	8	1	13	.435	1-2	2	.913



**NATE**  
**IRVING** **18**

C • So. • 6-0 • 220 • R-R  
Yonkers, N.Y.  
Riverdale

**2012**

- Started 49 games at catcher (played in 53 games total); started UVa's last 18 games behind plate
- Was first primary starting freshman catcher in Brian O'Connor's tenure at UVa
- Named to Charlottesville Regional All-Tournament Team
- Named to ACC Academic Honor Roll and All-ACC Academic Team
- Had walk-off hits against Virginia Tech (3/11) and Radford (4/24)
- Racked up strong .415 on base percentage (23 BB, 15 HBP), which ranked 15th in ACC
- Ranked sixth in ACC in HBP
- Third on team and in ACC with 15 sacrifice bunts
- Finished fifth on team in batting (.279), runs (33) and RBI (35)
- Had big series against Virginia Tech, going 6-for-12 with four RBI; had three run-scoring singles in finale vs. VT, including walk-off single (3/11)
- After falling into 0-2 hole, he battled back to draw bases-loaded walk to give Virginia a key insurance run in Sunday victory over Clemson (3/25)
- Drove in ninth-inning run on perfectly executed suicide squeeze against NC State; 2-for-4 on the day (3/31)
- Hit bases-clearing triple in eighth inning for three of his four RBI (career-high) against Wake Forest (4/9)
- Drove in three RBI off double and squeeze bunt against Richmond (4/17)
- Was 2-for-6 with two runs in Duke series (4/20-21)
- Racked up career-high four hits, including walk-off single in 11th, in win over Radford (4/24)
- Picked up three hits, scored three times in win over High Point (5/9)
- Went 3-for-10 in Maryland series, with all three knocks coming in Game 3 (5/19)
- Was 1-for-7 with three walks in ACC tournament (5/24-26)
- Went 3-for-9 with five runs scored in NCAA Regional (6/1-3); reached base safely in 6-of-12 plate appearances

**PREP**

- Five-time First Team All-Conference
- All-City Selection by New York Post and New York Daily News
- Gatorade State Players of the Year Finalist
- Named All-State by LoHud.com
- Named Power Showcase All-American
- Named to All-Northeast First Team by Perfect Game
- Competed at East Coast Professional Showcase and Area Code Games
- Hit .520 with .606 on base percentage, 14 BB, 10 stolen bases, 15 RBI, 30 runs, nine doubles, two triples and three home runs
- Won Frank Bertino Award for Honorable Leadership, Character and Work Ethic

**PERSONAL**

- Full name is Nathaniel Benjamin Irving
- Parents are Jonathan and Rheva Irving

**IRVING BY THE NUMBERS**

Year	Avg.	G-GS	AB	R	H	2B	3B	HR	RBI	TB	SLG%	BB	HP	K	OB%	SB-A	E	FLD%
2012	.279	53-49	154	33	43	7	1	0	35	52	.338	23	14	24	.415	4-5	4	.990



# JARED KING

# 13

INF • R-Sr. • 6-0 • 205 • R-R  
Radford, Va.  
Pulaski County

## 2012

- Started all 59 games at first base (81 straight dating to 2011)
- Had 15 multi-hit games and 11 multi-RBI games
- Picked up 51 walks - third most in season in program history
- Recorded fifth-most walks and 13th-best OBP (.416) in ACC
- Tied for eighth in ACC with five triples
- Led team with 13 stolen bases
- Hit three-run home run to give UVa the lead at Coastal Carolina (2/18)
- Went 3-for-5 with three runs scored and four RBI against Coastal Carolina (2/18)
- Went 3-for-5 against William and Mary with two doubles and three RBI (2/22)
- Went 6-for-10 in Monmouth series (2/24-26)
- Went 3-for-3 with two runs, two RBI and walk in opening game against Monmouth (2/24)
- Was 4-for-11 with four RBI during Wright State/Seton Hall weekend (3/3-4)
- Hit go-ahead two-run homer against Seton Hall (3/3)
- Went 3-for-4 with triple, two RBI at JMU (3/6)
- Was 4-for-9 with two doubles, three RBI in FSU series (3/17-19)
- Went 4-for-4 with four RBI in Friday night game against Clemson (3/23)
- Was 2-for-3 and tied career high with four runs scored in 19-5 win over Towson (3/28)
- Recorded three hits and run in final two starts against NC State (3/31-4/1)
- Hit 3-run home run and scored four times against JMU (4/4)
- Was 4-for-12 in Duke series (4-20-21); all four hits were doubles
- Went 2-for-10 in ACC tournament (5/24-26); drove in run against Clemson

## 2011

- Returned to UVa lineup after missing 2010 with injury and became mainstay at first base
- Made 54 appearances and started 46 games (42 at first base, four at DH)
- Started 38 of last 40 games for Cavaliers
- Hit first career home run in game two of the Florida State series (3/19) - a walk-off shot in the bottom of the 11th inning
- Scored career-high four runs, notched three hits in win at VCU (5/3)
- Posted three hits at Radford (4/19)
- Drew a walk and scored a run in the win over Radford (4/5)
- Went 3-for-15 (.200) in CWS; picked up RBI in first game vs. Cal (6/19)
- Batted .455 (5-for-11) in the NCAA Charlottesville Super Regional
- Came up with two big hits on the Super Regional weekend (6/11-13) - a three-run HR in game one and a game-extending single in the bottom of the ninth in game three, representing the winning run
- Went 4-for-13 (.308) in the NCAA Charlottesville Regional; scored two runs and knocked in two (6/3-5)
- Went 5-for-15 (.333) in the ACC Tournament, recording three doubles on the week
- Went 1-for-8 with three walks in UNC series (5/19-21)
- Was 3-for-10 in Miami series (5/13-15); hit go-ahead double in Sunday win
- Went 2-for-5 with three runs in BC series (4/29-5/1)
- Tallied two hits, two runs, and two RBI in game one of the Duke series (4/15)
- Went 4-for-14 in the series at Georgia Tech with three runs scored and two RBI (4/8-10)
- Went 4-for-9 in series sweep of Virginia Tech, knocking in six runs on the weekend (4/1-3)
- Went 2-for-5 with an RBI and a run scored in two games against East Carolina (2/25-26)

## 2010

- Did not compete after offseason shoulder surgery

## 2009

- Played first, second and third base
- Hit two-run double as pinch hitter in first game of BC series (4/17)
- Posted first career double vs. Towson (two RBI)
- Two RBI vs. Florida State (3/13)
- Had strong game vs. George Washington (3-for-5, three runs, two RBI)

## PREP

- Hit .507 with nine HR, 35 RBI and 16 extra-base hits as senior; hit .490 with four triples, six doubles and .922 slugging percentage as junior
- Three-time First-Team All-River Ridge District honoree
- First-Team All-Region IV as junior and senior and All-Timesland as senior
- Played shortstop and pitched for head coach Doug Dunavant
- Also was strong basketball player (guard) and scored 957 career points and dished out 492 assists
- Second-Team All-State and First-Team All-Timesland in basketball as senior
- Named First-Team All-River Ridge District three times and All-Region IV twice in basketball
- Also was a two-year letterwinner in golf

## PERSONAL

- Full name is Jared Todd King
- Has one sister, Kelly
- Currently working on a five-year master's degree in kinesiology through UVa's Curry School

## KING BY THE NUMBERS

Year	Avg.	G-GS	AB	R	H	2B	3B	HR	RBI	TB	SLG%	BB	HP	K	OB%	SB-A	E	FLD%
2009	.250	30-19	64	13	16	2	0	0	15	18	.281	11	4	20	.383	1-2	4	.972
2010	Did not compete																	
2011	.321	54-46	165	39	53	12	2	2	29	75	.455	24	2	49	.411	5-8	4	.988
2012	.263	59-59	205	41	54	12	5	4	44	88	.429	51	6	46	.416	13-20	4	.992
<b>Total</b>	<b>.283</b>	<b>143-124</b>	<b>434</b>	<b>93</b>	<b>123</b>	<b>26</b>	<b>7</b>	<b>6</b>	<b>88</b>	<b>181</b>	<b>.417</b>	<b>86</b>	<b>12</b>	<b>115</b>	<b>.409</b>	<b>19-30</b>	<b>12</b>	<b>.988</b>



# NATHAN KIRBY

# 19

LHP • Fr. • 6-2 • 185 • L-L  
Midlothian, Va.  
James River

## PREP

- Named 2012 Virginia Player of the Year by Gatorade and ESPNHS
- Went 9-1 with 1.24 ERA in 56 2/3 IP in 2012 (90 K, 25 BB); also batted .397 with 17 RBI
- Named 2012 Richmond Times-Dispatch Player of the Year
- Coached by Pete Schumacher at James River
- High school teammate of current UVa classmate Tyler Carico

## PERSONAL

- Parents are Joe and Susan Kirby
- Has two brothers, Micheal and Josh



# JOHN LaPRISE

# 2

INF • Fr. • 6-3 • 175 • L-R  
Exton, Pa.  
Devon Prep

## PREP

- Named to All-Southeastern PA Baseball first team in 2012
- Selected as 2012 Bicentennial Athletic League MVP
- Was two-time first-team all-league selection
- Named 2012 team MVP and earned school's 2011 Barry M. Henley Award for baseball
- Earned 2012 Devon Prep Alumni Award for Athletics
- Holds the Devon Prep single-season stolen base, RBI and home run records
- Earned All-Main Line and Daily Local News All-Area first-team honors in 2011
- Coached by Mark Aquilante at Devon Prep
- Also played two years of soccer (center midfield) and three years of basketball (point guard)
- Was a first-team All-Bicentennial Athletic League selection in basketball
- Member of National Honor Society; earned English Award and School Loyalty Award

## PERSONAL

- Parents are David and Marie LaPrise
- Has one sister, Caroline
- Father played soccer at Maine



# ARTIE LEWICKI

# 34

RHP • Jr. • 6-3 • 195 • R-R  
Wyckoff, N.J.  
St. Joseph Regional

## 2012

- Pitched in 16 games, starting 13
- Second on team with 77.2 IP; recorded 3.82 ERA while batters hit .238 against him
- Posted 3-0 record with 1.59 ERA over five starts from April 21-May 26; opponents hit .164 in that stretch
- Was 3-1 record with 2.87 ERA in 10 ACC appearances, including nine starts (.227 BAA)
- Started at JMU (3/6) and worked 3.2 shutout innings before walking bases loaded (3.2 IP, 4ER, 2H, 3BB, 3K)
- Was strong in Sunday start vs. Virginia Tech (3/11); worked career-high 5.0 innings in a no decision (1R, 0ER, 3H, 0BB, 5K)
- Earned his first career win with 6.0-inning outing on Sunday against Clemson (3/25; 6.0 IP, 6H, 2R, 2ER, 2BB, 4K)
- Allowed two runs and struck out four in 5.1 innings of work against NC State but got a no-decision (4/1)
- Took loss against North Carolina after giving up six hits and four runs in 4.1 IP (4/15); all runs came in second inning
- Picked up win against Duke after working into eighth inning for first time in career (7.0 IP, 3R, 2ER, 6H, 1BB, 1K)
- Notched second straight win after 6.1 strong innings in start at Miami (4/30; 2ER, 3H, 1BB, 5K)
- Worked 7.0 innings against Georgia Tech in a no decision (5/13; 2ER, 4H, 3BB, 2K)
- Fired 6.2 strong innings, retired 16 straight batters at one point and did not allow an earned run in no decision vs. Maryland (5/19; 4R, 0ER, 3H, 0BB, 5K)
- Threw seven shutout innings to earn win against No. 1 FSU at ACC tournament (5/26; 7.0 IP, 3H, 0R, 2BB)

## 2011

- Made nine appearances (9.1 IP) and allowed just one run during freshman season
- Tossed shutout inning at North Carolina (5/19) and Georgia Tech (4/10)
- Took the loss in game three of the Florida State series, giving up the deciding run in the 10th inning (3/20; 2.0 IP, 1H, 1R, 1ER, 1BB, 3K)
- Made first career appearance against Cornell out of the bullpen (3/5; 1.1 IP, 0H, 0R, 0ER, 0BB, 2K)

## PREP

- Team captain
- Named first team all-league honors in 2007
- Selected second team all-county in 2009
- Went 6-3 with 2.00 ERA his senior season; four-year member of varsity team
- Coached by Frank Salvano at St. Joseph Regional

## PERSONAL

- Parents are Paul Lewicki and Janet Higgins
- Has one brother, Joe Lewicki
- Majoring in sociology

## LEWICKI BY THE NUMBERS

Year	ERA	W-L	G-GS	CG	SHO/CBO	SV	IP	H	R	ER	BB	K	BAA	WP	HP	BK
2011	0.96	0-1	9-0	0	0/2	0	9.1	1	1	1	6	10	.036	3	3	0
2012	3.82	4-3	16-13	0	0/1	0	77.2	69	41	33	22	50	.238	3	8	4
<b>Total</b>	<b>3.52</b>	<b>4-4</b>	<b>25-13</b>	<b>0</b>	<b>0/3</b>	<b>0</b>	<b>87.0</b>	<b>70</b>	<b>42</b>	<b>34</b>	<b>28</b>	<b>60</b>	<b>.220</b>	<b>6</b>	<b>11</b>	<b>4</b>



# BRETT LISLE

# 42

LHP • R-Fr. • 6-9 • 210 • L-L  
Highlands Ranch, Colo.  
ThunderRidge

## 2012

- Redshirt season
- Named to ACC Academic Honor Roll

## PREP

- Named All-Continental League in 2011
- Went 6-2 in 53 innings as senior; went 6-2 with 2.77 ERA and 71 strikeouts
- Recorded six complete games his senior year

- Team captain for both baseball and basketball
- Played for Coach Joe White at Thunder Ridge High School
- Member of National Honor Society
- Two-time Academic Letter and two-time Academic All-State for baseball
- Named to Principal's Honor Roll four times
- Graduated with Valedictorian Honors

## PERSONAL

- Parents are Bonnie and George Lisle
- Has one brother, Chandler
- Enjoys golfing and snowboarding



# WHIT MAYBERRY 47

RHP • R-Jr. • 6-1 • 185 • R-R  
Alexandria, Va.  
St. Stephen's and St. Agnes

## 2012

- Made five weekend starts, posting 2-0 record and 3.67 ERA before suffering season-ending injury in mid-March and undergoing surgery on April 3
- Struck out 24 and walked only six in 27.0 innings
- Named to ACC Academic Honor Roll and All-ACC Academic Baseball Team
- Did not allow runner to pass first base through four innings in win over Coastal Carolina (2/18; 6.0 IP, 6H, 2R, 2ER, 0BB, 1K)
- Recorded second win of season by pitching six shutout innings against Monmouth (2/26; 6.0 IP, 6H, 0R, 0ER, 0BB, 3K)
- Fired 5.2 innings against Virginia Tech in first career Friday start - struck out first five batters of game (3ER, 7H, 7K)

## 2011

- Recorded 3.00 ERA in 33 innings of work during sophomore season; primarily came out of bullpen but also made two starts
- Named to ACC Academic Honor Roll and All-ACC Academic Baseball Team
- Retired lone batter he faced against South Carolina in College World Series (6/21)
- Worked two IP of relief in win over St. John's in the NCAA Charlottesville Regional (6/4)
- Struck out five of six batters faced against UNC in the ACC Tournament (5/28)
- Earned first career save at Virginia Tech, pitching three innings to finish off the Hokies (4/1; 3.0 IP, 2H, 1R, 1ER, 0BB, 4K)
- Came on in relief at Clemson to earn the win with 2.0 innings of work (3/12; 2.0 IP, 2H, 1R, 1ER, 1BB, 2K)
- Earned the win out of the bullpen against VMI, pitching 2.2 scoreless innings against the Keydets (2/23; 2.2 IP, 3H, 0R, 0ER, 0BB, 2K)

## 2010

- Named to ACC Academic Honor Roll
- Saw action in 13 contests, including three ACC games and ACC tournament vs. FSU
- Had 24 strikeouts in 24.1 innings
- Started UVa's last four Wednesday games
- Earned win in first career start vs. Radford (4/7); 5.0 IP, ER, 3 H, 2 K - retired 10 of first 11 batters
- Struck out season-best three batters in two innings of work at Florida State (3/13)

## PREP

- Two-time all-state honoree (Virginia Independent School Athletic Association)
- Second-Team All-Met as senior; honorable mention as junior
- Twice named to All-Interstate Athletic Conference team
- Posted 6-3 record with four walks and 100 strikeouts in 58.1 innings his senior year
- Posted complete games in all nine of his starts
- Two-time team MVP and batted .558
- Coached by Jim Supple at St. Stephen's and St. Agnes
- Also played soccer for four years and twice was the team MVP
- Worked for Lose the Training Wheels organization the summer before his junior year, teaching handicapped children how to ride bicycles

## PERSONAL

- Full name is Whitley Thomas Mayberry
- Parents are John and Julie Mayberry
- Has one brother, Wesley, who played baseball for Hamilton College (N.Y.)
- Majoring in commerce

## MAYBERRY BY THE NUMBERS

Year	ERA	W-L	G-GS	CG	SHO/CBO	SV	IP	H	R	ER	BB	K	BAA	WP	HP	BK
2010	6.29	1-2	13-4	0	0/0	0	24.1	30	19	17	11	24	.313	2	2	1
2011	3.00	5-0	17-2	0	0/1	1	33.0	35	12	11	7	32	.280	0	2	2
2012	3.67	2-0	5-5	0	0/0	0	27.0	31	11	6	24	313	.313	0	1	0
<b>Total</b>	<b>4.16</b>	<b>8-2</b>	<b>35-11</b>	<b>0</b>	<b>0/1</b>	<b>1</b>	<b>84.1</b>	<b>96</b>	<b>42</b>	<b>39</b>	<b>24</b>	<b>80</b>	<b>.300</b>	<b>2</b>	<b>5</b>	<b>3</b>



# JOE McCarthy 31

OF/1B • Fr. • 6-3 • 225 • L-L  
Scranton, Pa.  
Scranton

### PREP

- Three-sport standout at Scranton High School
- Was three-time all-region and all-conference honoree in baseball
- Named conference player of the year in 2012
- Earned region's player of the year honors in 2012
- Hit .500 as a senior
- Led baseball team to two district championships
- Coached by Jaime Higgins
- Also played football (running back/quarterback) and basketball (center)
- Finished with 2,275 rushing yards (27 rushing TD), 283 receiving yards (four TD) and 1,606 passing yards (10 passing TD)
- Named to football all-conference and all-region teams in 2011
- Was football team MVP in 2011
- Helped football team to one league and one district championship
- Baseball team captain in 2012 and two-year football team captain
- Led basketball team to two district titles and three league championships
- Member of National Honor Society

### PERSONAL

- Parents are Joe and Joanne McCarthy
- Father played baseball at South Carolina and was drafted three times
- Has one sister, Morgan, and one brother, Jake



# BARRETT O'Neill 21

RHP • So. • 6-1 • 205 • R-R  
Ashland, Mass.  
The Dexter School

### 2012

- Made 10 appearances - six out of bullpen and four in midweek starts
- Worked perfect eighth inning at JMU (3/6)
- Made first start vs. Marist (3/14); worked 5.0 innings to earn first win (2R, ER, 7H, 0 BB, 4K)
- Earned second straight midweek win against VMI (3/21), tossing 5.0 innings of two-run baseball
- Struck out two of four batters he faced in eighth inning against JMU (4/4)
- Earned first ACC action against Duke (4/21), tossing scoreless ninth inning to seal the win

### PREP

- Hit .525 with six home runs and 26 RBI in 2011
- Named First Team All-Star in 2009
- Named Tri-Valley League MVP and First-Team All-Star for hockey in 2009
- Played at Ashland HS for coaches Steve O'Neill and Scott Soderbeg before playing for Coach Dan Donato at Dexter School
- Played hockey and baseball at both Ashland HS and the Dexter School
- Member of National Honor Society

### PERSONAL

- Full name is Barrett James O'Neill
- Parents are Stephen and Melissa O'Neill
- Has one sister, Britnee
- Father played hockey at Providence College and with the NHL's Vancouver Canucks (1980-81)
- Uncle played baseball for the San Diego Padres (1978-81)

### O'NEILL BY THE NUMBERS

Year	ERA	W-L	G-GS	CG	SHO/CBO	SV	IP	H	R	ER	BB	K	BAA	WP	HPBK
2012	5.23	2-0	10-4	0	0/0	0	20.2	30	13	12	5	15	.357	1	3



# TREY Oest 22

RHP • Fr. • 6-3 • 205 • R-R  
Dover, Fla.  
Durant

### PREP

- Three-time all-conference and All-Hillsborough County selection
- Named First-Team Tampa Bay Area in 2012
- Went 9-3 with 0.48 ERA as senior (87 strikeouts, eight walks in 73 IP)
- Coached by Butch Valdes
- Member of National Honor Society, Principal Honor Roll and Honor Roll
- Named an Honor Grad his senior year

### PERSONAL

- Parents are Denny and Kelle Oest
- Mother played basketball at Western Illinois; grandfather, EM Lindbeck, played baseball and football at Illinois
- Has one sister, Lindi



# MIKE Papi 38

OF/1B • So. • 6-3 • 195 • L-R  
Tunkhannock, Pa.  
Tunkhannock

### 2012

- Appeared in 35 games, including 28 starts (27 in RF, one at DH)
- Named to ACC Academic Honor Roll
- Finished fifth on team with eight doubles
- Posted nine-game hit streak from March 3-17
- Did not play after April 21 because of injury
- Recorded hit and two runs in first career start and appearance against Boston College (2/17)
- Had pair of hits and reached base four times in win over Coastal Carolina (2/18)
- Hit two-run walk-off single in 11th inning to beat William and Mary (2/22)
- Stole first two bases in win over Monmouth (2/24)
- Went 4-for-8 with two doubles, four RBI during Wright State/Seton Hall weekend (3/3-4)
- Was 3-for-5 with two runs, two RBI in win at JMU (3/6)
- Went 4-for-13 (.308) in Virginia Tech series
- Was 3-for-3 with two runs in win over VMI (3/21)
- Had pinch-hit single and scored run vs. NC State (3/31)
- Hit first career home run off right-field foul pole against Richmond and also scored twice (4/17)

### PREP

- Selected by Los Angeles Angels of Anaheim in 30th round of 2011 MLB Draft
- Named 2011 Rawlings Second Team All-American
- Regional Baseball Player of the Year for Wyoming Valley Conference in 2011
- Named to 2011 Pennsylvania All-State Team by ESPN Rise Magazine
- Named Wyoming Conference Player of the Year in 2010 and 2011
- Hit .531 with six home runs, 24 RBI, .708 on base percentage in senior season
- Pitched a no-hitter in 2011 state semi-finals
- Played baseball for Coach Gary Custer at TAHS
- Varsity baseball captain in 2011 and varsity basketball captain in 2010 and 2011
- First-Team All Wyoming Valley Conference in basketball; holds conference records in free throw percentage (93 percent) and three pointers (50 in 2010, 53 in 2011)
- Member of National Honor Society and Future Business Leaders of America
- Volunteered with Special Olympics

### PERSONAL

- Parents are Joe and Laurie Papi
- Has two brothers, Jeff and Mark
- Brother, Jeff, played baseball at Mansfield University
- Father played baseball at East Stroudsburg University
- Collects baseballs

### PAPI BY THE NUMBERS

Year	Avg.	G-GS	AB	R	H	2B	3B	HR	RBI	TB	SLG%	BB	HP	K	OB%	SB-A	E	FLD%
2012	.283	35-28	106	24	30	8	0	1	17	41	.387	15	6	17	.395	5-7	3	.932



# GEORGE RAGSDALE 32

INF • Fr. • 6-1 • 190 • R-R  
North Port, Fla.  
North Port

## PREP

- Named First-Team All-Florida by Rawlings in 2012
- Was all-area shortstop in 2012
- Batted .427 with 20 RBI as senior
- Coached by Rob Rowe at North Port

## PERSONAL

- Parents are George and Mounira Ragsdale
- Has one sister, Alexa
- Cousin, Desean Jackson, plays for Philadelphia Eagles



# DAVID ROSENBERGER 35

LHP • Fr. • 5-11 • 185 • L-L  
Bethlehem, Pa.  
Allentown Central Catholic

## PREP

- Two-time all-state honoree (2010 as pitcher, 2012 as DH)
- Twice named to All-Lehigh Valley Conference team (2011, 2012)
- 2010 and 2012 all-area honoree
- Named team MVP and captain in 2012
- Coached by Matt Garza

## PERSONAL

- Parents are Ronald and Karen Rosenberger



# JOSH SBORZ 27

RHP • Fr. • 6-3 • 225 • R-R  
McLean, Va.  
McLean

## PREP

- Named Virginia State Player of the Year in 2012
- Two-time all-state honoree
- Two-time All-Met selection
- Coached by John Thomas at McLean

## PERSONAL

- Parents are John and Tina Sborz
- Has one brother, Jay, and two sisters, Heather and Chrissy
- Brother played from 2003-10 in Detroit Tigers organization and made MLB debut in 2010



# SCOTT SILVERSTEIN 29

LHP • R-Sr. • 6-6 • 240 • L-L  
Brookeville, Md.  
St. John's College HS

## 2012

- Had 2-5 record and 4.48 ERA in 15 starts in first full season as starter at Virginia
- Made starts in all 10 of UVa's ACC weekend series
- Third on team in IP (64.1); fourth in strikeouts (43)
- Held opposing hitters to .249 batting average
- Named to ACC Academic Honor Roll
- Did not give up a hit to JMU in first start of year (2/22; 5.0 IP, 0H, 2R, 1ER, 3BB, 4K)
- Struck out eight batters in 7.0 innings in win against Monmouth - longest outing of his career (2/25; 3H, 1R, 2ER, 2BB, 8K)
- Worked 6.0 solid innings against Seton Hall but was credited with loss (6H, 3R, ER, BB, 3K); committed error to allow two unearned runs in fifth inning
- Struck out career-high nine batters in 6.0 innings in UVa's 4-3 win over Virginia Tech (3/10; 3H, 3ER, 2BB; no decision)
- Allowed one earned run in 4.1 IP vs. Florida State but took loss (3/18; 4.1 IP, 5R, 1ER, 4K)
- Earned win with 6.0 IP of work against Clemson (3/23; 6.0 IP, 5H, 1R, 1ER, 4BB, 3K)
- Took loss in Friday start against NC State, giving up four runs in six innings of work (3/30; 6.0 IP, 7H, 4R, 4ER, 3BB, 2K)
- Received no decision against Wake Forest, giving up run and three hits in 4.1 IP (4/8; 4.1 IP, 3H, 1R, 1ER, 3BB, 3K)
- Tossed 4.0 innings against Georgia Tech but did not earn decision (2ER, 3H, 0BB, 2K)
- Pitched 3.2 innings at Maryland, took no decision (5/18; 3.2IP, 3ER, 7H, 3BB, 0K)

## 2011

- Returned to the mound after rehabilitating from shoulder surgery
- Allowed just one earned run over final six appearances (7.2 innings)
- Made one appearance in NCAA tournament, retiring lone batter he faced in CWS vs. South Carolina (6/21)
- Made first start vs. Richmond (4/20) and worked 3.0 shutout innings, allowing a hit and two walks; earned first career win
- Pitched more than an inning for first time against Towson, allowing only one hit and striking out two (3/23; 2.0 IP, 1H, 0R, 0ER, 0BB, 2K)
- Made first appearance against East Carolina, retiring all three batters he faced (2/27; 1.0 IP, 0H, 0R, 0ER, 0BB, 1K)

## 2010

- Did not compete while recovering from off-season shoulder surgery

## 2009

- Did not pitch while recovering from off-season shoulder surgery but saw some time as DH, at first base and as pinch-hitter
- Drew bases-loaded walk as part of UVa's seven-run rally to beat Duke (5/10)
- Repeated the feat in ACC Tournament vs. Duke (5/23)
- Started at DH, notched first double vs. Stony Brook (4/7)
- Had pinch-hit single, RBI vs. Maryland (4/4)
- Started at first base and had two-run single against Bucknell (2/21)

## PREP

- Selected by Washington Nationals in 32nd round of 2008 MLB Draft
- 2007 AFLAC All-American and 2008 Baseball Factory All-American
- Did not pitch in senior year with injury that limited him to batting and fielding
- In 43 innings in 2007, had 68 strikeouts and an ERA 1.81 with a 5-2 record
- 2007 and 2008 First-Team All-Washington Catholic Athletic Conference
- Coached by Mark Gibbs

## PERSONAL

- Parents are Steve Silverstein and Ellen Silverstein
- Has one sister, Rachel
- Has earned bachelor's degree in American studies; working on master's degree in educational psychology

## SILVERSTEIN BY THE NUMBERS

Year	Avg.	G-GS	AB	R	H	2B	3B	HR	RBI	TB	SLG%	BB	HP	K	OB%	SB-A	E	FLD%	
2009	.143	19-3	21	1	3	1	0	0	5	4	.190	5	0	4	.308	0-1	1	.875	
2010	Did not compete																		
2011	.400	4-0	5	1	2	0	0	0	2	2	.400	1	0	3	.500	0-0	0	1.00	
<b>Total</b>	<b>.192</b>	<b>23-3</b>	<b>26</b>	<b>2</b>	<b>5</b>	<b>1</b>	<b>0</b>	<b>0</b>	<b>5</b>	<b>6</b>	<b>.231</b>	<b>6</b>	<b>0</b>	<b>7</b>	<b>.344</b>	<b>0-1</b>	<b>2</b>	<b>.931</b>	

Year	ERA	W-L	G-GS	CG	SHO/CBO	SV	IP	H	R	ER	BB	K	BAA	WP	HP	BK	
2009	Did not pitch																
2010	Did not compete																
2011	3.77	1-0	14-1	0	0/3	0	14.1	17	1	6	5	11	.283	0	1	0	
2012	4.48	2-5	15-15	0	0/0	0	64.1	59	41	32	32	43	.249	2	7	0	
<b>Total</b>	<b>4.35</b>	<b>3-5</b>	<b>29-16</b>	<b>0</b>	<b>0/3</b>	<b>0</b>	<b>78.2</b>	<b>76</b>	<b>48</b>	<b>38</b>	<b>37</b>	<b>54</b>	<b>.256</b>	<b>2</b>	<b>8</b>	<b>0</b>	



## CAMERON TEKKER

RHP • Fr. • 6-3 • 185 • R-R  
Waxhaw, N.C.  
Cuthbertson

# 6

### PREP

- Named all-state honoree his senior year
- Recorded 0.39 ERA in 2012
- Was East Coast Pro Showcase participant (2011)
- Named to All-State team by ESPN
- Three-time team co-captain
- Named fifth overall prospect in North Carolina by Perfect Game
- Coached by Travis Little at Cuthbertson
- Four-year letterwinner

### PERSONAL

- Parents are Brett and Melanie Tekker
- Has one brother, Grant



## KENNY TOWNS

INF/C • So. • 5-11 • 185 • R-R  
Burke, Va.  
Lake Braddock

# 9

### 2012

- Played in 28 games, with nine starts at DH
- After appearing in just seven of UVa's first 29 games, he saw time in 21 of the final 30 games, including all nine of his starts
- Made first career start at Duke (4/21)
- Batted .313 (10-for-32) as starter at DH (UVa was 8-1 in those games)
- Singled in first college at bat vs. Monmouth (2/24)
- Made first two career starts in doubleheader at Duke (4/21)
- Had two hits in game one and was 3-for-7 in DH at Duke; reached base in 6 of 10 plate appearances
- Was 3-for-10 with two RBI in Miami series (4/28-30)
- Had two hits in four at bats in Georgia Tech series (5/11-13); doubled in Game 2
- Went 2-for-6 in Maryland series (5/17-19); had five RBI in series
- Hit game-tying two-run double in eighth inning of Game 3 of Maryland series; also had two-run double in Game 2
- Started against Oklahoma in NCAA tournament and went 1-for-4 (6/3)

### PREP

- Player of the Year for Patriot District and Northern Region in 2011
- All-State and All-Met in 2011
- 2011 All-Met Player of the Year
- 2011 Virginia State Player of the Year and 2011 Virginia Preps Player of the Year
- All-State and All-Met Honorable Mention in 2010
- Named to First Team All-District and All-Region in 2010
- First Team All Patriot District in 2009
- Patriot District Honorable Mention in 2008
- Set LBHS single season records in batting average, total bases and doubles
- Set LBHS career records in batting average, at bats, total bases, hits, runs, runs batted in, walks and doubles
- Hit .550 with eight home runs, 35 RBI and .666 OBP in 2011
- Also went 7-1 with 1.20 ERA his senior year
- Named to Athletic Honor Roll four times
- Played for Coach Jody Rutherford at Lake Braddock High School

### PERSONAL

- Parents are Connie and James Towns
- Has one sister, Suzanne
- Enjoys playing ping pong, Frisbee and golf

### TOWNS BY THE NUMBERS

Year	Avg.	G-GS	AB	R	H	2B	3B	HR	RBI	TB	SLG%	BB	HP	K	OB%	SB-A	E	FLD%
2012	.294	28-9	51	6	15	5	0	0	12	20	.392	5	3	11	.390	1-1	0	1.000



## BRANDON WADDELL

LHP • Fr. • 6-2 • 160 • L-L  
Houston, Texas  
Clear Lake

# 20

### PREP

- Named all-district at first base in 2012
- Served as 2012 team captain
- Coached by Rupert Jaso at Clear Lake
- Member of National Honor Society

### PERSONAL

- Parents are Chuck and Terrie Waddell
- Has one sister, Samantha



## SCOTT WILLIAMS

C/RHP • Fr. • 6-1 • 190 • R-R  
Berwyn, Pa.  
Conestoga

# 11

### PREP

- Three-time All-Main Line selection (2009-11)
- Named all-league in 2010 and 2011
- Named Chester County Player of Year in 2011
- All-Southeastern PA selection in 2011
- Named MaxPreps top high school player in state in 2012
- Was named to ESPN preseason all-state team in 2012
- Did not play his senior year because of injury
- First two-time captain in school history
- Was captain of first state championship team in school history (2011)
- Coached by John Vogan
- Earned Presidents Award for Academic Excellence

### PERSONAL

- Parents are Cindy Williams and Craig and Kristen Williams
- Has two brothers, Dan and RC, and two sisters, Christine and Katie; Dan played baseball at Pittsburgh from 2005-08





# THOMAS WOODRUFF 37

INF • So. • 5-11 • 175 • R-R  
Clifton, Va.  
Thomas Jefferson

## 2012

- Appeared in six games
- Named to ACC Academic Honor Roll
- Walked and scored a run in his first career appearance, a win over Monmouth (2/26)
- Posted first career hit vs. Marist (3/14), a pinch-hit RBI double

## PREP

- Three-time Liberty District All-Conference honoree
- Named First-Team All-District at utility in 2011, second-team at shortstop in 2010 and honorable mention in 2009
- Hit .400 with just two strikeouts his senior season
- Named team's MVP in 2011 and Defensive Player of the Year in 2010
- Two-time Captain as well as two-time Coach's Award honoree
- Four-year letterwinner and Scholar Athlete honoree
- Played for David Gardziel at Thomas Jefferson
- Named to National Honor Society
- Earned National Latin Exam Scholarship and was Latin Honor Society Vice President his senior year

## PERSONAL

- Parents are Bob and Susan Woodruff
- Has sister, Hannah, and brother, Daniel
- Majoring in mechanical engineering with engineering business minor

## WOODRUFF BY THE NUMBERS

Year	Avg.	G-GS	AB	R	H	2B	3B	HR	RBI	TB	SLG%	BB	HP	K	OB%	SB-A	E	FLD%
2012	.200	6-0	5	1	1	1	0	0	1	2	.400	1	0	2	.333	0-0	0	.000



# AUSTIN YOUNG 39

RHP • Jr. • 6-4 • 225 • R-R  
Mechanicsville, Va.  
Atlee

## 2012

- Made 21 appearances out of bullpen, totaling 33.1 innings
- Pitched four straight scoreless outings from April 20-29
- Made first appearance of season by coming out of bullpen to clinch win in ninth against Coastal Carolina (2/18; 1.0 IP, 2H, 1R, 1ER, 0BB, 1K)
- Struck out two en route to perfect inning against Monmouth (2/25)
- Earned first career win at JMU (3/6); worked three shutout innings, facing nine batters and striking out four
- Made first ACC career appearance vs. Virginia Tech (3/11)
- Worked 2.1 scoreless innings in win over Marist (3/13)
- Tossed 2.0 perfect innings against Clemson (3/25)
- Pitched another perfect inning against Towson (3/27)
- Pitched twice in NC State series, allowing a run in 2.2 innings
- Came out of bullpen to pitch 2.0 innings against Wake Forest (4/7; 2.0 IP, 3H, 1R, 1ER, 0BB, 2K)
- Took loss in first game against North Carolina after giving up solo homer in 10th inning (4/13; 1.0 IP, 3H, 1R, 1ER, 0BB, 2K)
- Went career-long 3.2 innings in relief against Richmond (4/17; 3.2 IP, 4H, 2ER, 0BB, 3K)
- Worked four straight scoreless outings over 10-day span against Duke, Radford, VCU and Miami, totaling 4.2 IP
- Pitched two scoreless innings against Army to finish off Cavaliers' win in NCAA tournament (6/1-2)

## 2011

- Made three appearances out of bullpen
- Allowed just one hit, no runs in 3.2 total innings
- Pitched two innings in win over Rider (3/4)

## PREP

- 2010 Honorable Mention All-State honoree
- 2010 First-Team All-Capital Region (first base) and 2009 second-team honoree
- Hit .471 with 18 RBI, .606 OBP and .837 slugging percentage his senior year
- 2010 First-Team Capital District and All-Metro at first base
- Played for Richmond Braves national 2010 travel team
- 2008 First-Team Capital District DH
- Named MVP of Pitcher-Impact Baseball Showcase in 2009
- Selected for 2009 East Coast Pro Showcase
- Four-year varsity letterwinner; coached by Kevin Elrod
- Also was a three-year varsity basketball letterwinner
- Member of honor roll all through high school

## PERSONAL

- Parents are William Young and Ellen Young
- Majoring in sociology

## YOUNG BY THE NUMBERS

Year	ERA	W-L	G-GS	CG	SHO/CBO	SV	IP	H	R	ER	BB	K	BAA	WP	HP	BK
2011	0.00	0-0	3-0	0	0/3	0	3.2	1	0	0	1	6	.091	0	1	0
2012	4.86	1-1	21	0	0/1	0	33.1	31	20	18	8	30	.256	1	3	0
<b>Total</b>	<b>4.38</b>	<b>1-1</b>	<b>24</b>	<b>0</b>	<b>0/4</b>	<b>0</b>	<b>37.0</b>	<b>32</b>	<b>20</b>	<b>18</b>	<b>9</b>	<b>36</b>	<b>.242</b>	<b>1</b>	<b>4</b>	<b>0</b>

# 2012 SEASON IN REVIEW

## Virginia reaches ninth straight NCAA tournament, hosts regional

### TEAM NOTES

- Virginia went 39-19-1 in 2012, reaching the NCAA tournament for the ninth-consecutive year.
- UVa hosted a regional for the third straight year and the sixth time in the last nine years.
- UVa joined Florida, South Carolina and UCLA as the only teams to host each of the last three seasons.
- The Cavaliers went 18-12 in the ACC to finish second in the Coastal Division.
- The Cavaliers laid down a school-record 85 sacrifice bunts, a total which ranked fourth nationally.
- Virginia ranked second nationally in triples per game (0.54) and fourth in total triples (32).
- Virginia also ranked 14th nationally in scoring at 6.9 runs per game.
- UVa led the ACC and ranked eighth nationally in hit by pitch (98).
- The Cavaliers also ranked in the top 20 nationally in on base percentage (10th, .400), sacrifice flies (11th, 36) and runs (20th, 409).
- Virginia ranked second in the ACC in batting at .296, one-thousandth of a point behind NC State.
- UVa ranked third in the conference in fielding (.972) and fifth in ERA (3.48).

- Head coach Brian O'Connor won his 400th game at Virginia on April 26, 2012, against VCU. He reached 400 wins in the second-fastest number of games in ACC history.
- Virginia ranked 15th nationally in total attendance (112,281) and 19th in average attendance (3,208); it marked the third straight year that UVa drew more than 110,000 fans.
- Virginia earned a three-game sweep at Miami from April 28-30, marking the Cavaliers' first-ever series sweep – home or away – against the Hurricanes.
- UVa's sweep at Miami was part of a 10-game winning streak from April 21-May 12; the Cavaliers won 14 of 17 games heading into the NCAA tournament.
- The Cavaliers shut out top-ranked Florida State, 7-0, in their final game at the ACC Baseball Championship. It marked the Seminoles' lone shutout loss of the year.
- Virginia won seven of its 10 ACC series.
- UVa finished No. 9 in the final RPI report.
- Twelve Cavaliers were named to the ACC Academic Honor Roll.

### INDIVIDUAL NOTES

- Keith Werman (2B), Branden Kline (SP) and Justin Thompson (RP) each were named Second-Team All-ACC.
- Derek Fisher was named a Freshman All-American by Louisville Slugger and the NCBWA.
- Stephen Bruno led the ACC in hits per game (1.52) and finished with 88 hits – tied for sixth most in program history. He batted .380 in ACC play (second in ACC) and .370 for the season.
- Bruno also tied a school record with 23 doubles in 2012.
- Four Cavaliers were drafted in the 2012 MLB Draft. Branden Kline was a second-round selection of Baltimore, while Chris Taylor went in the fifth round to Seattle and Stephen Bruno in the seventh round to the Chicago Cubs. Shane Halley was a 20th-round selection of the Kansas City Royals.
- Fisher matched a school record with eight triples.
- Werman ranked first nationally in sacrifice bunts with 28.
- Thompson ranked third in the ACC and 18th nationally with a dozen saves.
- Kyle Crockett was 11th nationally in WHIP at 0.93 (walks and hits per inning pitched). He also finished fifth in the ACC in ERA (2.25) and third in opponent batting average (.204).
- Colin Harrington was named to the ACC All-Tournament Team, while Nate Irving and Stephen Bruno each earned spots on the NCAA Charlottesville All-Regional Team.
- Halley was a workhorse out of the bullpen, making 19 relief appearances as well as three starts and racking up nine wins (tied for second in ACC)





BRANDEN KLINE

## 2012 REVIEW AT A GLANCE

**Overall Record:** 39-19-1

**ACC Record & Finish:** 18-12  
(2nd in Coastal Division)

**Final National Rankings:** 23rd (USA Today/  
ESPN), 24 (NCBWA), 25 (Baseball America), 27  
(Collegiate Baseball)

### Postseason:

#### ACC Baseball Championship:

Went 2-1 (defeated Clemson, Florida State,  
lost to Georgia Tech)

#### NCAA Tournament:

Went 1-2 at NCAA Charlottesville Regional  
(defeated Army, lost to Appalachian State,  
Oklahoma)

### ALL-ACC

#### Second Team

Branden Kline, starting pitcher  
Justin Thompson, relief pitcher  
Keith Werman, second base

#### ACC All-Tournament Team

Colin Harrington (OF)

#### ACC Academic Honor Roll

Rob Amaro  
Brandon Downes  
Reed Gragnani  
Colin Harrington  
Nate Irving  
Branden Kline  
Brett Lisle  
Whit Mayberry  
Mike Papi  
Scott Silverstein  
Chris Taylor  
Thomas Woodruff

#### All-ACC Academic Team

Colin Harrington  
Nate Irving  
Branden Kline

#### ACC Pitcher of the Week

Branden Kline, March 26

#### ACC Player of the Week

Stephen Bruno, May 14

#### NCAA Charlottesville Regional

##### All-Tournament Team

Nate Irving (C)  
Stephen Bruno (3B)

#### NATIONAL HONORS BY PLAYER

##### Derek Fisher

Collegiate Baseball/Louisville Slugger  
Freshman All-American  
NCBWA Freshman All-American

##### Chris Taylor

Brooks Wallace Award Watch List

#### 2012 MAJOR LEAGUE BASEBALL DRAFT

##### Rd/Selection

2/65 Branden Kline, Baltimore  
5/161 Chris Taylor, Seattle  
7/224 Stephen Bruno, Chicago Cubs  
20/613 Shane Halley, Kansas City

## MISCELLANEOUS STATS

### HITTING STREAKS

#	Player	Longest	Final
2	Keith Werman	15	2
11	Stephen Bruno	13	4
14	Colin Harrington	10	2
38	Mike Papi	9	-
6	Chris Taylor	9	2
5	Mitchell Shifflet	8	-
23	Derek Fisher	7	-
10	Brandon Downes	6	-
18	Nate Irving	5	2
7	Branden Cogswell	5	-
13	Jared King	5	-
9	Kenny Towns	5	1
25	Reed Gragnani	4	1
33	Nick Howard	4	-
37	Thomas Woodruff	1	-
8	Chace Mitchell	1	-

### REACHED BASE STREAKS

#	Player	Longest	Final
6	Chris Taylor	30	14
2	Keith Werman	28	3
11	Stephen Bruno	26	4
10	Brandon Downes	22	-
13	Jared King	15	4
14	Colin Harrington	11	5
23	Derek Fisher	10	-
7	Branden Cogswell	9	-
38	Mike Papi	9	-
18	Nate Irving	8	8
5	Mitchell Shifflet	8	-
25	Reed Gragnani	7	1
33	Nick Howard	5	-
9	Kenny Towns	5	1
8	Chace Mitchell	1	-

### MULTIPLE-HIT GAMES

#	Player	2	3	4	5+	Total
11	Stephen Bruno	17	8	-	1	26
23	Derek Fisher	14	3	2	-	19
6	Chris Taylor	11	3	2	-	16
13	Jared King	9	6	-	-	15
14	Colin Harrington	10	3	-	-	13
18	Nate Irving	5	3	1	-	9
2	Keith Werman	8	1	-	-	9
10	Brandon Downes	5	3	-	-	8
5	Mitchell Shifflet	6	1	-	-	7
38	Mike Papi	5	2	-	-	7
25	Reed Gragnani	4	1	2	-	7
33	Nick Howard	3	2	-	-	5
7	Branden Cogswell	5	-	-	-	5
9	Kenny Towns	2	-	-	-	2
<b>TEAM</b>		<b>104</b>	<b>36</b>	<b>7</b>	<b>1</b>	<b>148</b>

### MULTIPLE-RBI GAMES

#	Player	2	3	4	5+	Total
11	Stephen Bruno	12	3	-	-	15
6	Chris Taylor	6	4	1	-	11
13	Jared King	5	4	2	-	11
23	Derek Fisher	6	3	1	1	11
14	Colin Harrington	5	-	2	-	7
18	Nate Irving	3	3	1	-	7
10	Brandon Downes	4	-	2	-	6
2	Keith Werman	5	-	-	-	5
5	Mitchell Shifflet	5	-	-	-	5
25	Reed Gragnani	2	1	-	-	3
38	Mike Papi	2	1	-	-	3
9	Kenny Towns	1	1	-	-	2
7	Branden Cogswell	1	-	1	-	2
<b>TEAM</b>		<b>57</b>	<b>20</b>	<b>10</b>	<b>1</b>	<b>88</b>

# 2012 OVERALL STATISTICS

## BATTING STATISTICS

PLAYER	AVG	GP-GS	AB	R	H	2B	3B	HR	RBI	TB	SLG%	BB	HBP	SO	GDP	OB%	SF	SH	SB-ATT	PO	A	E	FLD%
11 Stephen Bruno	.370	58-58	238	49	88	23	2	6	54	133	.559	14	15	27	5	.424	9	4	11-14	30	102	12	.917
14 Colin Harrington	.305	54-48	167	29	51	5	2	1	28	63	.377	19	10	19	2	.400	4	18	2-9	82	2	1	.988
23 Derek Fisher	.288	56-53	219	44	63	11	8	7	50	111	.507	22	10	61	3	.375	2	1	4-9	61	1	4	.939
6 Chris Taylor	.284	59-59	236	57	67	13	5	5	47	105	.445	35	6	38	5	.383	5	4	12-14	79	146	19	.922
18 Nate Irving	.279	53-49	154	33	43	7	1	0	35	52	.338	23	14	24	4	.415	2	15	4-5	369	32	4	.990
2 Keith Werman	.274	58-58	157	37	43	4	2	0	24	51	.325	30	3	21	1	.390	5	28	5-8	180	161	3	.991
13 Jared King	.263	59-59	205	41	54	12	5	4	44	88	.429	51	6	46	4	.416	5	1	13-20	473	47	4	.992
-----																							
25 Reed Gragnani	.362	20-19	69	7	25	2	0	0	9	27	.391	2	5	10	1	.421	0	1	0-1	26	7	3	.917
33 Nick Howard	.346	26-11	52	11	18	1	1	0	6	21	.404	8	1	13	1	.435	1	0	1-2	12	9	2	.913
10 Brandon Downes	.321	34-26	106	20	34	7	2	1	22	48	.453	15	3	27	1	.419	0	2	3-4	62	1	0	1.000
9 Kenny Towns	.294	28-9	51	6	15	5	0	0	12	20	.392	5	3	11	0	.390	0	1	1-1	11	1	0	1.000
38 Mike Papi	.283	35-28	106	24	30	8	0	1	17	41	.387	15	6	17	1	.395	2	1	5-7	40	1	3	.932
5 Mitchell Shifflet	.263	50-27	99	22	26	3	0	0	14	29	.293	11	3	26	0	.354	0	4	9-10	72	3	2	.974
7 Branden Cogswell	.260	41-27	100	28	26	2	4	0	15	36	.360	16	12	17	1	.419	1	5	2-4	27	39	2	.971
37 Thomas Woodruff	.200	6-0	5	1	1	1	0	0	1	2	.400	1	0	2	0	.333	0	0	0-0	0	0	0	.000
8 Chace Mitchell	.143	9-0	7	0	1	0	0	0	1	1	.143	0	0	4	0	.143	0	0	0-0	19	2	0	1.000
19 Joel Effertz	.000	1-0	1	0	0	0	0	0	0	0	.000	0	0	1	0	.000	0	0	0-0	2	2	0	1.000
17 Shane Halley	.000	3-0	1	0	0	0	0	0	0	0	.000	0	1	0	0	.500	0	0	0-0	3	5	0	1.000
30 Rob Amaro	.000	1-0	1	0	0	0	0	0	0	0	.000	0	0	1	0	.000	0	0	0-0	0	0	0	.000
<b>Totals</b>	<b>.296</b>	<b>59-59</b>	<b>1974</b>	<b>409</b>	<b>585</b>	<b>104</b>	<b>32</b>	<b>25</b>	<b>379</b>	<b>828</b>	<b>.419</b>	<b>267</b>	<b>98</b>	<b>365</b>	<b>29</b>	<b>.400</b>	<b>36</b>	<b>85</b>	<b>72-108</b>	<b>1582</b>	<b>624</b>	<b>63</b>	<b>.972</b>
<b>Opponents</b>	<b>.242</b>	<b>59-59</b>	<b>1937</b>	<b>253</b>	<b>469</b>	<b>102</b>	<b>16</b>	<b>26</b>	<b>227</b>	<b>681</b>	<b>.352</b>	<b>188</b>	<b>46</b>	<b>451</b>	<b>39</b>	<b>.321</b>	<b>19</b>	<b>48</b>	<b>59-78</b>	<b>1528</b>	<b>610</b>	<b>103</b>	<b>.954</b>

LOB - Team (526), Opp (404). DPs turned - Team (56), Opp (40). CI - Team (1), Irving, N. 1, Opp (3).

## PITCHING STATISTICS

PLAYER	ERA	W-L	APP	GS	CG	SHO/CBO	SV	IP	H	R	ER	BB	SO	2B	3B	HR	AB	B/AVG	WP	HBP	BK	SF	ASHA
3 Kyle Crockett	2.25	5-2	32	2	0	0/2	0	60.0	44	22	15	12	57	6	0	0	216	.204	2	8	0	1	5
16 Branden Kline	3.56	7-3	16	15	1	0/0	0	93.2	85	51	37	43	94	25	5	4	352	.241	7	8	1	3	7
34 Artie Lewicki	3.82	4-3	16	13	0	0/1	0	77.2	69	41	33	22	50	19	1	3	290	.238	3	8	4	2	8
29 Scott Silverstein	4.48	2-5	15	15	0	0/0	0	64.1	59	41	32	32	43	12	3	5	237	.249	2	7	0	4	9
-----																							
17 Shane Halley	2.15	9-2	22	3	0	0/1	0	50.1	32	14	12	19	46	4	2	2	175	.183	1	3	0	0	1
31 Justin Thompson	2.27	4-3	34	0	0	0/1	12	39.2	34	12	10	14	37	5	1	2	139	.245	0	2	0	0	9
33 Nick Howard	2.81	3-0	19	0	0	0/0	0	41.2	34	15	13	12	37	6	1	1	153	.222	3	2	0	0	3
47 Whit Mayberry	3.67	2-0	5	5	0	0/0	0	27.0	31	11	11	6	24	4	2	2	99	.313	0	1	0	1	2
19 Joel Effertz	4.50	0-0	9	2	0	0/1	0	12.0	12	6	6	8	14	1	0	1	43	.279	0	0	0	0	1
39 Austin Young	4.86	1-1	21	0	0	0/1	0	33.1	31	20	18	8	30	8	1	5	121	.256	1	3	0	5	3
46 Nathaniel Abel	5.06	0-0	7	0	0	0/0	0	5.1	5	5	3	4	4	0	0	0	21	.238	2	1	0	1	0
21 Barrett O'Neill	5.23	2-0	10	4	0	0/0	0	20.2	30	13	12	5	15	10	0	1	84	.357	1	3	0	2	0
20 Ryan Ashooh	10.80	0-0	3	0	0	0/0	0	1.2	3	2	2	3	0	2	0	0	7	.429	0	0	0	0	0
<b>Totals</b>	<b>3.48</b>	<b>39-19</b>	<b>59</b>	<b>59</b>	<b>1</b>	<b>2/2</b>	<b>12</b>	<b>527.1</b>	<b>469</b>	<b>253</b>	<b>204</b>	<b>188</b>	<b>451</b>	<b>102</b>	<b>16</b>	<b>26</b>	<b>1937</b>	<b>.242</b>	<b>22</b>	<b>46</b>	<b>5</b>	<b>19</b>	<b>48</b>
<b>Opponents</b>	<b>6.20</b>	<b>19-39</b>	<b>59</b>	<b>59</b>	<b>0</b>	<b>1/1</b>	<b>12</b>	<b>509.1</b>	<b>585</b>	<b>409</b>	<b>351</b>	<b>267</b>	<b>365</b>	<b>104</b>	<b>32</b>	<b>25</b>	<b>1974</b>	<b>.296</b>	<b>55</b>	<b>98</b>	<b>17</b>	<b>36</b>	<b>85</b>

PB - Team (15), Irving, N. 13, Werman, K. 2, Opp (9). Pickoffs - Team (9), Irving, N. 3, Silverstein, 2, Crockett, K. 1, Howard, N. 1, Young, A. 1, Werman, K. 1, Opp (8).

# 2012 RESULTS

**RECORD:** 39-19-1 **HOME:** 26-10 **AWAY:** 11-7 **NEUTRAL:** 2-2-1 **ACC:** 18-12

Date	Opponent	W/L	Score	R-H-E	R-H-E	Inns	Overall	ACC	Pitcher of Record	Atten.	Time
<sup>1</sup> Feb 17	vs. Boston College	L	3-5	3-8-0	5-9-0	9	0-1-0	0-0-0	Kline, B. (L 0-1)	564	2:52
<sup>1</sup> Feb 18	at Coastal Carolina	W	9-3	9-11-0	3-8-1	9	1-1-0	0-0-0	Mayberry, W. (W 1-0)	1635	3:25
<sup>1</sup> Feb 18	vs. James Madison	T	4-4	4-4-3	4-3-1	8	1-1-1	0-0-0	None	752	3:13
Feb 22	WILLIAM & MARY	W	6-5	6-11-4	5-12-0	(11)	2-1-1	0-0-0	Thompson, J. (W 1-0)	2598	4:17
Feb 24	MONMOUTH	W	18-4	18-18-0	4-9-4	9	3-1-1	0-0-0	Kline, B. (W 1-1)	2603	3:21
Feb 25	MONMOUTH	W	7-1	7-8-0	1-3-1	9	4-1-1	0-0-0	Silverstein, (W 1-0)	2736	2:33
Feb 26	MONMOUTH	W	13-1	13-18-0	1-11-1	9	5-1-1	0-0-0	Mayberry, W. (W 2-0)	2737	3:08
Feb 28	LIBERTY	L	0-8	0-2-4	8-11-1	9	5-2-1	0-0-0	Lewicki, A. (L 0-1)	2490	3:11
Mar 03	SETON HALL	W	10-4	10-12-1	4-6-2	9	6-2-1	0-0-0	Kline, B. (W 2-1)	-	3:05
Mar 03	WRIGHT STATE	L	4-5	4-9-0	5-10-1	9	6-3-1	0-0-0	Halley, S. (L 0-1)	2798	3:05
Mar 04	SETON HALL	L	2-5	2-7-2	5-9-0	9	6-4-1	0-0-0	Silverstein, (L 1-1)	2778	3:21
Mar 06	at James Madison	W	14-6	14-17-0	6-4-4	9	7-4-1	0-0-0	Young, A. (W 1-0)	917	3:20
*Mar 09	VIRGINIA TECH	L	8-10	8-9-2	10-13-0	(11)	7-5-1	0-1-0	Kline, B. (L 2-2)	2926	4:36
*Mar 10	VIRGINIA TECH	W	4-3	4-11-0	3-4-0	9	8-5-1	1-1-0	Halley, S. (W 1-1)	3458	2:41
*Mar 11	VIRGINIA TECH	W	6-5	6-11-3	5-9-0	9	9-5-1	2-1-0	Thompson, J. (W 2-0)	4066	3:16
Mar 13	MARIST	W	8-5	8-14-2	5-10-0	9	10-5-1	2-1-0	Kline, B. (W 3-2)	2530	2:45
Mar 14	MARIST	W	10-2	10-14-1	2-9-0	9	11-5-1	2-1-0	O'Neill, B. (W 1-0)	2561	2:45
*Mar 17	at Florida State	L	3-12	3-10-1	12-12-0	9	11-6-1	2-2-0	Silverstein, (L 1-2)	5165	3:23
*Mar 18	at Florida State	L	3-4	3-6-1	4-6-2	9	11-7-1	2-3-0	Crockett, K. (L 0-1)	4490	2:42
*Mar 19	at Florida State	L	5-7	5-10-1	7-9-2	9	11-8-1	2-4-0	Crockett, K. (L 0-2)	4521	3:38
Mar 21	VMI	W	12-3	12-16-0	3-10-6	9	12-8-1	2-4-0	O'Neill, B. (W 2-0)	2666	3:09
*Mar 23	CLEMSON	W	6-3	6-10-1	3-8-3	9	13-8-1	3-4-0	Silverstein, (W 2-2)	3227	3:07
*Mar 24	CLEMSON	W	5-1	5-9-0	1-2-0	9	14-8-1	4-4-0	Kline, B. (W 4-2)	3033	2:14
*Mar 25	CLEMSON	W	5-3	5-8-0	3-10-2	9	15-8-1	5-4-0	Lewicki, A. (W 1-1)	3129	2:56
Mar 27	TOWSON	W	8-0	8-13-0	0-3-1	9	16-8-1	5-4-0	Crockett, K. (W 1-2)	2481	2:37
Mar 28	TOWSON	W	19-5	19-19-0	5-10-3	9	17-8-1	5-4-0	Howard, N. (W 1-0)	2488	2:59
*Mar 30	at NC State	L	1-5	1-5-0	5-9-0	9	17-9-1	5-5-0	Silverstein, (L 2-3)	1942	2:31
*Mar 31	at NC State	W	5-2	5-9-0	2-6-2	9	18-9-1	6-5-0	Halley, S. (W 2-1)	2178	2:52
*Apr 01	at NC State	L	6-7	6-8-1	7-14-2	9	18-10-1	6-6-0	Thompson, J. (L 2-1)	1760	4:04
Apr 04	JAMES MADISON	W	15-5	15-14-2	5-8-3	9	19-10-1	6-6-0	Crockett, K. (W 2-2)	3337	2:53
*Apr 07	WAKE FOREST	W	9-4	9-13-1	4-8-4	9	20-10-1	7-6-0	Kline, B. (W 5-2)	4187	3:00
*Apr 08	WAKE FOREST	W	4-1	4-6-2	1-5-1	9	21-10-1	8-6-0	Halley, S. (W 3-1)	3359	2:39
*Apr 09	WAKE FOREST	W	11-2	11-11-0	2-9-2	9	22-10-1	9-6-0	Crockett, K. (W 3-2)	3241	3:36
Apr 11	GEORGE WASHINGTON	W	16-4	16-10-0	4-9-4	9	23-10-1	9-6-0	Halley, S. (W 4-1)	2579	3:00
*Apr 13	NORTH CAROLINA	L	1-2	1-3-1	2-10-2	(10)	23-11-1	9-7-0	Young, A. (L 1-1)	4179	3:24
*Apr 14	NORTH CAROLINA	L	2-6	2-7-4	6-9-1	9	23-12-1	9-8-0	Silverstein, (L 2-4)	5074	3:25
*Apr 15	NORTH CAROLINA	L	3-5	3-7-1	5-8-2	9	23-13-1	9-9-0	Lewicki, A. (L 1-2)	4422	3:04
Apr 17	RICHMOND	W	7-5	7-7-1	5-8-4	9	24-13-1	9-9-0	Halley, S. (W 5-1)	2871	2:53
*Apr 20	at Duke	L	3-6	3-8-1	6-9-1	9	24-14-1	9-10-0	Kline, B. (L 5-3)	734	2:46
*Apr 21	at Duke	W	12-3	12-14-2	3-7-3	9	25-14-1	10-10-0	Halley, S. (W 6-1)	616	2:57
*Apr 21	at Duke	W	10-3	10-11-2	3-6-0	9	26-14-1	11-10-0	Lewicki, A. (W 2-2)	648	2:39
Apr 24	RADFORD	W	3-2	3-10-2	2-8-1	(11)	27-14-1	11-10-0	Thompson, J. (W 3-1)	2607	3:10
Apr 25	at VCU	W	7-5	7-10-0	5-7-0	9	28-14-1	11-10-0	Thompson, J. (W 4-1)	3427	3:33
*Apr 28	at Miami	W	7-3	7-10-0	3-5-4	9	29-14-1	12-10-0	Kline, B. (W 6-3)	2750	3:21
*Apr 29	at Miami	W	7-4	7-8-0	4-6-5	9	30-14-1	13-10-0	Halley, S. (W 7-1)	1936	2:58
*Apr 30	at Miami	W	7-4	7-13-1	4-4-5	9	31-14-1	14-10-0	Lewicki, A. (W 3-2)	2253	3:15
May 09	HIGH POINT	W	12-3	12-11-2	3-6-6	9	32-14-1	14-10-0	Halley, S. (W 8-1)	2517	3:10
*May 11	GEORGIA TECH	W	6-5	6-8-2	5-7-1	9	33-14-1	15-10-0	Howard, N. (W 2-0)	3622	2:51
*May 12	GEORGIA TECH	W	4-2	4-6-1	2-6-0	9	34-14-1	16-10-0	Halley, S. (W 9-1)	3906	3:00
*May 13	GEORGIA TECH	L	4-5	4-9-1	5-10-0	(10)	34-15-1	16-11-0	Thompson, J. (L 4-2)	4083	3:16
*May 17	at Maryland	W	7-6	7-10-1	6-12-0	9	35-15-1	17-11-0	Crockett, K. (W 4-2)	639	3:28
*May 18	at Maryland	W	10-3	10-7-0	3-9-1	9	36-15-1	18-11-0	Howard, N. (W 3-0)	747	3:20
*May 19	at Maryland	L	5-6	5-13-2	6-8-1	9	36-16-1	18-12-0	Thompson, J. (L 4-3)	1039	3:08
<sup>2</sup> May 24	vs. Clemson	W	3-2	3-5-2	2-5-0	9	37-16-1	18-12-0	Crockett, K. (W 5-2)	3331	3:18
<sup>2</sup> May 25	vs. Georgia Tech	L	5-17	5-9-0	17-14-2	7	37-17-1	18-12-0	Silverstein, (L 2-5)	3805	3:19
<sup>2</sup> May 26	vs. Florida State	W	7-0	7-12-0	0-5-2	9	38-17-1	18-12-0	Lewicki, A. (W 4-2)	3642	3:00
<sup>3</sup> Jun 01	ARMY	W	9-1	9-8-1	1-7-2	9	39-17-1	18-12-0	Kline, B. (W 7-3)	3954	3:02
<sup>3</sup> Jun 03	APPALACHIAN STATE	L	5-6	5-9-2	6-11-4	9	39-18-1	18-12-0	Lewicki, A. (L 4-3)	4142	3:22
<sup>3</sup> Jun 03	OKLAHOMA	L	4-5	4-9-2	5-4-3	9	39-19-1	18-12-0	Halley, S. (L 9-2)	2896	3:08

\* = Conference game

1 = Caravelle Resort Tournament; Conway/Myrtle Beach, S.C.

2 = ACC Baseball Championship, Greensboro, N.C.

3 = NCAA Charlottesville Regional, Charlottesville, Va.

() extra inning game

# 2012 CONFERENCE STATISTICS

RECORD: 18-12 HOME: 10-5 AWAY: 5-7

Player	AVG	GP-GS	AB	R	H	2B	3B	HR	RBI	TB	SLG%	BB	HBP	SO	GDP	OB%	SF	SH	SB-ATT	PO	A	E	FLD%
11 Stephen Bruno	.380	30-30	121	25	46	11	1	4	24	71	.587	6	8	13	2	.429	5	0	5-8	20	53	5	.936
2 Keith Werman	.321	30-30	81	18	26	3	2	0	11	33	.407	15	2	12	1	.430	2	11	4-4	79	82	2	.988
14 Colin Harrington	.284	27-25	95	12	27	5	2	0	14	36	.379	6	4	10	1	.346	2	8	2-4	51	1	1	.981
23 Derek Fisher	.276	29-29	116	22	32	8	3	3	19	55	.474	10	6	36	1	.358	2	1	1-2	35	0	4	.897
18 Nate Irving	.256	28-27	90	14	23	2	1	0	16	27	.300	10	4	16	3	.356	0	9	4-4	212	18	2	.991
6 Chris Taylor	.213	30-30	122	24	26	5	3	2	19	43	.352	15	2	25	3	.303	3	3	5-5	42	82	8	.939
13 Jared King	.196	30-30	107	15	21	7	1	1	15	33	.308	26	2	31	0	.358	2	1	3-7	241	25	1	.996
-----																							
10 Brandon Downes	.354	15-11	48	9	17	4	0	1	10	24	.500	6	2	11	1	.446	0	0	2-2	31	0	0	1.000
9 Kenny Towns	.333	13-7	30	3	10	4	0	0	8	14	.467	3	2	5	0	.429	0	1	0-0	0	0	0	.000
25 Reed Gagnani	.321	8-8	28	1	9	0	0	0	2	9	.321	0	0	6	0	.321	0	1	0-1	5	2	2	.778
33 Nick Howard	.286	11-4	21	2	6	0	0	0	2	6	.286	1	0	9	1	.304	1	0	1-2	2	1	1	.750
7 Branden Cogswell	.256	18-10	39	10	10	1	1	0	6	13	.333	6	2	5	0	.375	1	3	0-0	8	9	1	.944
5 Mitchell Shifflet	.167	26-18	60	9	10	1	0	0	6	11	.183	5	1	19	0	.242	0	2	5-6	43	1	2	.957
38 Mike Papi	.163	16-11	43	5	7	2	0	0	1	9	.209	4	2	11	1	.260	1	0	2-2	16	0	2	.889
17 Shane Halley	.000	1-0	0	0	0	0	0	0	0	0	.000	0	0	0	0	.000	0	0	0-0	2	1	0	1.000
31 Justin Thompson	.000	1-0	0	0	0	0	0	0	0	0	.000	0	0	0	0	.000	0	0	0-0	0	3	0	1.000
<b>Totals</b>	<b>.270</b>	<b>30-30</b>	<b>1001</b>	<b>169</b>	<b>270</b>	<b>53</b>	<b>14</b>	<b>11</b>	<b>153</b>	<b>384</b>	<b>.384</b>	<b>113</b>	<b>37</b>	<b>209</b>	<b>14</b>	<b>.359</b>	<b>19</b>	<b>40</b>	<b>34-47</b>	<b>804</b>	<b>304</b>	<b>32</b>	<b>.972</b>
<b>Opponents</b>	<b>.243</b>	<b>30-30</b>	<b>987</b>	<b>132</b>	<b>240</b>	<b>51</b>	<b>9</b>	<b>14</b>	<b>119</b>	<b>351</b>	<b>.356</b>	<b>95</b>	<b>23</b>	<b>224</b>	<b>22</b>	<b>.321</b>	<b>12</b>	<b>26</b>	<b>34-43</b>	<b>794</b>	<b>312</b>	<b>46</b>	<b>.960</b>

LOB - Team (249), Opp (208). DPs turned - Team (26), Opp (18). CI - Team (1), Irving, N. 1, Opp (2).

PLAYER	ERA	W-L	APP	GS	CG	SHO/CBO	SV	IP	H	R	ER	BB	SO	2B	3B	HR	AB	B/AVG	WP	HBP	BK	SF	ASHA
34 Artie Lewicki	2.87	3-1	10	9	0	0/0	0	53.1	45	23	17	10	33	12	0	3	198	.227	2	4	3	1	6
3 Kyle Crockett	3.31	2-2	19	0	0	0/0	0	32.2	24	14	12	6	32	2	0	0	116	.207	0	5	0	1	3
16 Branden Kline	4.30	3-2	10	9	1	0/0	0	58.2	49	32	28	27	65	14	4	2	216	.227	3	4	1	3	3
29 Scott Silverstein	5.14	1-3	10	10	0	0/0	0	42.0	44	30	24	25	26	9	2	5	159	.277	1	4	0	3	6
-----																							
33 Nick Howard	0.00	2-0	7	0	0	0/0	0	13.1	7	1	0	3	4	1	0	0	47	.149	0	1	0	0	0
21 Barrett O'Neill	0.00	0-0	1	0	0	0/0	0	1.0	1	0	0	1	1	1	0	0	4	.250	0	0	0	0	0
17 Shane Halley	1.48	6-0	10	0	0	0/0	0	24.1	21	4	4	7	17	2	1	0	85	.247	1	2	0	0	0
31 Justin Thompson	3.92	1-3	19	0	0	0/0	9	20.2	24	10	9	7	25	4	0	2	80	.300	0	1	0	0	5
39 Austin Young	5.25	0-1	10	0	0	0/0	0	12.0	12	9	7	2	11	2	0	2	43	.279	0	1	0	2	3
47 Whit Mayberry	6.00	0-0	2	2	0	0/0	0	9.0	11	6	6	6	10	4	2	0	35	.314	0	0	0	1	0
46 Nathaniel Abel	27.00	0-0	1	0	0	0/0	0	1.0	2	3	3	1	0	0	0	0	4	.500	0	1	0	1	0
<b>Totals</b>	<b>3.69</b>	<b>18-12</b>	<b>30</b>	<b>30</b>	<b>1</b>	<b>0/0</b>	<b>9</b>	<b>268.0</b>	<b>240</b>	<b>132</b>	<b>110</b>	<b>95</b>	<b>224</b>	<b>51</b>	<b>9</b>	<b>14</b>	<b>987</b>	<b>.243</b>	<b>7</b>	<b>23</b>	<b>4</b>	<b>12</b>	<b>26</b>
<b>Opponents</b>	<b>4.69</b>	<b>12-18</b>	<b>30</b>	<b>30</b>	<b>0</b>	<b>0/0</b>	<b>6</b>	<b>264.2</b>	<b>270</b>	<b>169</b>	<b>138</b>	<b>113</b>	<b>209</b>	<b>53</b>	<b>14</b>	<b>11</b>	<b>1001</b>	<b>.270</b>	<b>26</b>	<b>37</b>	<b>5</b>	<b>19</b>	<b>40</b>

PB - Team (8), Irving, N. 7, Werman, K. 1, Opp (5). Pickoffs - Team (4), Irving, N. 1, Howard, N. 1, Silverstein, S. 1, Crockett, K. 1, Opp (3).

## 2012 ACC STANDINGS

	ACC						OVERALL							
ATLANTIC	W	L	T	Pct.	H	R	W	L	T	Pct.	H	R	N	vs. Div.
Florida State	24	6	0	.800	13-2	11-4	50	17	0	.746	34-5	14-6	2-6	9-6
NC State	19	11	0	.633	12-3	7-8	43	20	0	.683	29-5	10-13	4-2	9-6
Clemson	16	14	0	.533	8-7	8-7	35	28	0	.556	21-14	9-11	5-3	9-6
Wake Forest	13	17	0	.433	11-4	2-13	33	24	0	.579	25-5	7-17	1-2	7-8
Maryland	10	20	0	.333	6-9	4-11	32	24	0	.571	20-10	10-14	2-0	4-11
Boston College	10	20	0	.333	9-6	1-14	22	33	0	.400	12-10	7-21	3-2	7-8
<b>COASTAL</b>	<b>W</b>	<b>L</b>	<b>T</b>	<b>Pct.</b>	<b>H</b>	<b>R</b>	<b>W</b>	<b>L</b>	<b>T</b>	<b>Pct.</b>	<b>H</b>	<b>R</b>	<b>N</b>	<b>vs. Div.</b>
North Carolina	22	8	0	.733	11-4	11-4	46	16	0	.742	30-11	14-4	2-1	10-5
Virginia	18	12	0	.600	10-5	8-7	39	19	1	.669	26-10	11-7	2-2-1	9-6
Miami	16	14	0	.533	10-5	6-9	36	23	0	.610	25-12	9-9	2-2	8-7
Georgia Tech	12	18	0	.400	6-9	6-9	38	26	0	.594	20-11	10-14	8-1	8-7
Virginia Tech	11	19	0	.367	8-7	3-12	34	21	0	.618	22-7	8-13	4-1	4-11
Duke	9	21	0	.300	2-13	7-8	21	34	0	.382	9-21	12-13	0-0	6-9

## 2012 ACC BASEBALL CHAMPIONSHIP

### POOL PLAY

#### Wednesday, May 23

No. 8 Georgia Tech 5, No. 1 Florida State 4  
 No. 3 NC State 3, No. 6 Miami 2  
 No. 2 North Carolina 6, No. 7 Wake Forest 0

#### Thursday, May 24

No. 4 Virginia 3, No. 5 Clemson 2  
 Miami 5, North Carolina 3  
 Wake Forest 7, NC State 3

#### Friday, May 25

Georgia Tech 17, Virginia 5 (7 inns.)  
 Clemson 9, Florida State 7  
 Miami 6, Wake Forest 3

#### Saturday, May 26

Georgia Tech 5, Clemson 1  
 Virginia 7, Florida State 0  
 North Carolina 4, NC State 0 (12 inns.)

#### Sunday, May 27 (Championship)

Georgia Tech 8, Miami 5



## VIRGINIA BASEBALL HISTORY

- 2,070 wins in 122-year program history
- 12 NCAA tournament appearances, including nine straight
- Two College World Series appearances (2009, 2011)
- Four ACC championships (1972, 1996, 2009, 2011)
- 18 All-America and 57 First-Team All-ACC selections
- Three NCAA regional championships and two super regional titles
- 30 former Virginia players have reached the majors, including one member of the Baseball Hall of Fame – Eppa Rixey
- 103 all-time selections in the MLB Draft (see full list on page 55)
- Seven UVA players have competed on USA Baseball national teams

### RECENT SUCCESS SINCE 2004

- 2009 and 2011 College World Series
- Three NCAA Regional and two Super Regional championships
- 2010 and 2011 ACC Coastal Division Champions
- Four appearances in the ACC Championship game, including titles in 2009 and 2011
- 2009 ACC, Irvine Regional and Oxford Super Regional Champions
- Nine straight NCAA tournament appearances; UVA is one of 10 teams nationally to play in each tournament since 2004

- UVA has won 411 games since 2004 – an average of 45.6 victories per season
- Second most wins in the nation over the last four years (195)
- UVA reached the No. 1 national ranking for long stints in 2010 and 2011
- Two national seeds in the NCAA Tournament, including the No. 1 overall seed in 2011
- Seven 40-win seasons, including back-to-back 50-win seasons in 2010 (51) and 2011 (56)
- 48 MLB draft picks in the last nine years (21 in last three years)
- Seven former Cavaliers have reached the big leagues – Ryan Zimmerman, Mark Reynolds, Joe Koshansky, Brandon Guyer, Mike Ballard, Michael Schwimer and Sean Doolittle
- 15 All-America selections in the last nine seasons
- Record crowds have flocked to Davenport Field, as UVA ranked among the top 40 nationally in total home attendance each the last four years, including top 20 rankings each of the last three seasons
- Virginia has seen a six-fold increase in attendance since 2003; UVA drew more than 110,000 fans each of the last three years and averaged a school-record 3,298 fans per game in 2011
- UVA routinely has one of the top pitching staffs in the nation, with a top-three ERA nationally in five of the last eight years, including a No. 1 national ranking in 2011

### VIRGINIA AT THE CWS

- Virginia has made two trips to Omaha, in 2009 at historic Rosenblatt Stadium and 2011 in the first CWS at TD Ameritrade Park
- The Cavaliers reached the final four in 2011, going 2-2 at the CWS before getting eliminated 3-2 in 13 innings by eventual champion South Carolina
- UVA defeated California twice in the '11 CWS (4-1 and 8-1)
- Over 95,000 fans watched the Cavaliers' four contests in Omaha in 2011, including 25,882 in their final game with South Carolina
- Tyler Wilson picked up the win in both of UVA's 2011 victories in Omaha
- UVA has played in two of the longest CWS games in history, a 12-inning contest vs. Arkansas in 2009 and the 13-inning game with South Carolina
- Virginia captured its first-ever CWS win by eliminating second-seeded Cal State Fullerton, 7-5, in 2009. Senior Andrew Carraway earned the UVA's first CWS victory
- Overall, 63,876 fans witnessed UVA's three CWS games at Rosenblatt, including 24,904 for the Cavaliers' Game 2 matchup with top-seeded LSU
- Shortstop Tyler Cannon was named to the 2009 College World Series All-Tournament Team; Cannon went 6-for-10 with five walks and a .733 on base percentage in the College World Series
- Freshman infielder Keith Werman racked up four hits in UVA's opener vs. LSU and finished 6-for-10 in the '09 CWS
- UVA ran the gauntlet to reach Omaha in 2009, handing Stephen Strasburg (San Diego State) his lone loss of the year in the regional opener, downing host UC Irvine twice and then winning the Super Regional at Ole Miss

# ALL-TIME NCAA TOURNAMENT RESULTS

## 1972 (2-2)

### NCAA District III Playoffs

#### Sims Legion Park • Gastonia, N.C.

June 1 Richmond.....W, 18-2  
 June 2 Mississippi.....W, 9-3  
 June 2 South Alabama .....L, 1-6  
 June 2 Mississippi.....L, 0-9

## 1985 (1-2)

### NCAA Atlantic Regional

#### Mark Light Stadium • Coral Gables, Fla.

May 24 Florida .....W, 14-1  
 May 25 Miami.....L, 6-22  
 May 26 Florida .....L, 2-15

## 1996 (3-2)

### NCAA South I Regional

#### Sewell Thomas Stadium • Tuscaloosa, Ala.

May 23 Notre Dame.....L, 1-12  
 May 24 Princeton.....W, 12-2  
 May 25 Notre Dame .....W, 7-1  
 May 25 Stetson .....W, 5-4  
 May 26 Alabama .....L, 8-18

## 2004 (2-2)

### NCAA Charlottesville Regional

#### Davenport Field • Charlottesville, Va.

June 5 Princeton.....L, 2-4  
 June 5 George Mason .....W, 7-2  
 June 6 Princeton.....W, 9-0  
 June 6 Vanderbilt .....L, 3-7

## 2005 (0-2)

### NCAA Corvallis Regional

#### Goss Stadium • Corvallis, Ore.

June 3 St. John's .....L, 3-5  
 June 4 Ohio State .....L, 1-2

## 2006 (1-2)

### NCAA Charlottesville Regional

#### Davenport Field • Charlottesville, Va.

June 2 Lehigh .....W, 11-5  
 June 3 South Carolina.....L, 2-8  
 June 4 Evansville.....L, 4-15

## 2007 (2-2)

### NCAA Charlottesville Regional

#### Davenport Field • Charlottesville, Va.

June 1 Lafayette.....W, 5-1  
 June 2 Oregon State.....W, 7-4 (13)  
 June 4 Oregon State.....L, 3-5  
 June 5 Oregon State.....L, 3-7

## 2008 (1-2)

### NCAA Fullerton Regional

#### Goodwin Field • Fullerton, Calif.

May 30 UCLA .....L, 2-3  
 May 31 Rider .....W, 8-2  
 June 1 Cal State Fullerton.....L, 1-4

## 2009 (6-3)

### NCAA Irvine Regional

#### Anteater Ballpark • Irvine, Calif.

May 29 San Diego State .....W, 5-1  
 May 30 No. 6 seed UC Irvine .....W, 5-0  
 May 31 No. 6 seed UC Irvine .....W, 5-1

### NCAA Oxford Super Regional

#### Oxford-University Stadium/ Swayze Field • Oxford, Miss.

June 5 Ole Miss .....L, 3-4 (12)  
 June 6 Ole Miss .....W, 4-3  
 June 7 Ole Miss .....W, 5-1

### NCAA College World Series

#### Rosenblatt Stadium • Omaha, Neb.

June 13 No. 1 seed LSU.....L, 5-9  
 June 15 No. 2 Cal State Fullerton ..W, 7-5  
 June 17 Arkansas.....L, 3-4 (12)

### NCAA TOURNAMENT RECORD:

30-27 (12 appearances)

**Regionals:** 22-19 (12 appearances)

**Super Regionals:** 5-4 (3 appearances)

**College World Series:** 3-4 (2 appearances)

## 2010 (4-3) • No. 5 National Seed

### NCAA Charlottesville Regional

#### Davenport Field • Charlottesville, Va.

June 4 VCU.....W, 15-4  
 June 5 Ole Miss .....W, 13-7  
 June 6 St. John's .....L, 5-6  
 June 7 St. John's .....W, 5-3

### NCAA Charlottesville Super Regional

#### Davenport Field • Charlottesville, Va.

June 12 Oklahoma .....W, 3-2  
 June 13 Oklahoma .....L, 7-10  
 June 14 Oklahoma .....L, 0-11

## 2011 (7-3) • No. 1 National Seed

### NCAA Charlottesville Regional

#### Davenport Field • Charlottesville, Va.

June 3 Navy .....W, 6-0  
 June 4 St. John's .....W, 10-2  
 June 5 East Carolina .....W, 13-1

### NCAA Charlottesville Super Regional

#### Davenport Field • Charlottesville, Va.

June 11 UC Irvine.....W, 6-0  
 June 12 UC Irvine.....L, 4-6  
 June 13 UC Irvine.....W, 3-2

### NCAA College World Series

#### Omaha, Neb. • TD Ameritrade Park

June 19 California .....W, 6-1  
 June 21 No. 4 seed South Carolina..L, 1-7  
 June 23 California .....W, 8-1  
 June 24 No. 4 seed South Carolina..L, 2-3 (13)

## 2012 (1-2)

### NCAA Charlottesville Regional

#### Davenport Field • Charlottesville, Va.

June 2 Army.....W, 9-1  
 June 3 Appalachian State.....L, 5-6  
 June 3 Oklahoma .....L, 4-5

2009 OXFORD SUPER REGIONAL CHAMPIONS





# YEAR-BY-YEAR RECORDS

Year	Overall Record	ACC Record	Head Coach
1889	7-0		Unknown
1890	4-8		Unknown
1891	16-5		Unknown
1892	9-8-1		Unknown
1893	10-5-1		Unknown
1894	10-6		Unknown
1895	10-7		Unknown
1896	7-10		Unknown
1897	8-5		Unknown
1898	15-8		Unknown
1899	13-6		Unknown
1900	9-6		Unknown
1901	12-8		Unknown
1902	13-7-1		Unknown
1903	15-6-1		Unknown
1904	16-9		Unknown
1905	17-7		Unknown
1906	18-10		Unknown
1907	16-6-1		Unknown
1908	12-11-1		Unknown
1909	19-7-1		Unknown
1910	7-14-1		Charles Ringler
1911	11-9		Charles Ringler
1912	14-9-1		Charles Ringler
1913	12-8		Jack Ryan
1914	10-7		Jack Ryan
1915	14-6		Jack Ryan
1916	16-8-1		Jack Ryan
1917	2-2		James L. White
1918	7-4		H.H. Lannigan
1919	8-8-1		E.W. Smith
1920	11-7-1		James L. White
1921	7-15		W. Rice Warren
1922	8-14		Jack Ryan
1923	11-12-1		Earle Neale

Year	Overall Record	ACC Record	Head Coach
1924	15-10		Earle Neale
1925	13-10-1		Earle Neale
1926	11-10		Earle Neale
1927	13-7		Earle Neale
1928	9-11		Earle Neale
1929	8-13		Earle Neale
1930	2-12		Roy Randall
1931	1-16		Gus Tebell
1932	12-4		Gus Tebell
1933	8-5		Gus Tebell
1934	10-7		Gus Tebell
1935	13-8-1		Gus Tebell
1936	11-8		Gus Tebell
1937	8-8-1		Gus Tebell
1938	13-12		Gus Tebell
1939	14-6		Gus Tebell
1940	18-4		Gus Tebell
1941	11-8		Gus Tebell
1942	7-10-1		Gus Tebell
1943	6-4		Gus Tebell
1944	6-5-1		A.A. Corcoran
1945	10-4		Gus Tebell
1946	11-7-1		Gus Tebell
1947	20-6		Gus Tebell
1948	14-5		Gus Tebell
1949	11-6-4		Gus Tebell
1950	17-6		Gus Tebell
1951	17-5		Gus Tebell
1952	9-12		Gus Tebell
1953	12-8		Gus Tebell
1954	7-13-1		Gus Tebell
1955	6-16	0-12, 8th	Gus Tebell
1956	10-13	6-7, 5th	Evan "Bus" Male
1957	12-12	6-8, 5th	Evan "Bus" Male
1958	5-15	4-9, 6th	Evan "Bus" Male

Year	Overall Record	ACC Record	Head Coach
1959	10-9	6-8, 5th	Evan "Bus" Male
1960	3-15-2	3-11-1, 7th	Ted Davenport
1961	7-11	4-9, 7th	Ted Davenport
1962	11-12	9-6, 2nd	James West
1963	9-13	6-7, 5th	James West
1964	10-9	6-8, 4th	James West
1965	10-13-1	6-8, 5th	James West
1966	6-19	3-11, 8th	James West
1967	12-10	5-8, 6th	James West
1968	9-21	5-13, 7th	James West
1969	19-14	9-11, 5th	James West
1970	18-14-1	10-10, 4th	James West
1971	20-9	7-7, 4th	James West
1972*	18-15	9-4, 1st	James West
1973	16-12-2	8-5-2, 3rd	James West
1974	21-17	6-6, 4th	James West
1975	14-12	4-7, 4th	James West
1976	17-22	5-9, 6th	James West
1977	11-22-1	1-8-1, 7th	James West
1978	18-14	4-8, 6th	James West
1979	21-15	5-8, 5th	James West
1980	21-13-1	6-6, 5th	James West
1981	28-20	8-5, 4th	Dennis Womack
1982	22-27	5-7, 6th	Dennis Womack
1983	12-25	4-6, 6th	Dennis Womack
1984	25-17	4-10, 6th	Dennis Womack
1985*	38-16	9-4, 1st	Dennis Womack
1986	27-22	6-7, 5th	Dennis Womack
1987	18-30	5-12, 5th	Dennis Womack
1988	32-19-1	11-10, 4th	Dennis Womack
1989	25-24-1	7-11, 6th	Dennis Womack
1990	21-32-1	7-11, 6th	Dennis Womack
1991	28-27-2	10-11, 6th	Dennis Womack
1992	21-30	3-19, 9th	Dennis Womack
1993	21-30	7-15, 8th	Dennis Womack
1994	20-34	2-22, 9th	Dennis Womack
1995	26-29	8-15, 7th	Dennis Womack
1996*	44-21	11-13, 5th	Dennis Womack
1997	32-22	10-13, 5th	Dennis Womack
1998	28-26-1	5-18, 8th	Dennis Womack
1999	21-35	8-15, 7th	Dennis Womack
2000	26-31-1	10-14, 6th	Dennis Womack
2001	25-31	9-15, 6th	Dennis Womack
2002	25-32	8-16, 6th	Dennis Womack
2003	29-25	11-12, 6th	Dennis Womack
2004*	44-15	18-6, 2nd	Brian O'Connor
2005*	41-20	14-14, 7th	Brian O'Connor
2006*	47-15	21-9, 3rd Coastal	Brian O'Connor
2007*	45-16	19-9, 2nd Coastal	Brian O'Connor
2008*	39-23	15-15, 4th Coastal	Brian O'Connor
2009*	49-15-1	16-11-1, 4th Coastal	Brian O'Connor
2010*	51-14	23-7, 1st Coastal	Brian O'Connor
2011*	56-12	22-8, 1st Coastal	Brian O'Connor
2012*	39-19-1	18-12, 2nd Coastal	Brian O'Connor
<b>Overall</b>	<b>2070-1639-41</b>	<b>ACC - 477-586-5</b>	

\*denotes NCAA Tournament qualifier

## VIRGINIA COACHING HISTORY

Coach	Years	Overall	Pct.	ACC	Pct.
Unknown (1889-1909)	21	288-167-9	.630	—	—
Charles Rigler (1910-12)	3	32-32-2	.500	—	—
Jack Ryan (1913-1916, 1922)	4	60-43-1	.582	—	—
James L. White (1917, 1920)	2	13-9-1	.587	—	—
H.H. Lannigan (1918)	1	7-4-0	.636	—	—
E.W. Smith (1919)	1	8-8-1	.500	—	—
W. Rice Warren (1921)	1	7-15-0	.318	—	—
Earle Neale (1923-29)	7	80-73-2	.523	—	—
Roy Randall (1930)	1	2-12-0	.143	—	—
Gus Tebell (1931-43, 1945-55)	24	266-189-9	.583	0-12-0	.000
A.A. Corcoran (1944)	1	6-5-1	.542	—	—
Evan "Bus" Male (1956-59)	4	36-50-0	.419	22-32-0	.407
Ted Davenport (1960-61)	2	10-26-2	.289	7-20-1	.260
James West (1962-80)	19	281-276-5	.504	111-147-1	.431
Dennis Womack (1981-2003)	23	594-605-7	.495	168-281-0	.374
Brian O'Connor (2004-present)	9	411-149-2	.734	166-91-1	.645

# SERIES RECORDS

## CURRENT ACC OPPONENTS

Team	Last Meeting
Boston College (16-3)	2012
<b>Clemson (49-101)</b>	<b>2012</b>
<b>Duke (89-53-1)</b>	<b>2012</b>
<b>Florida State (20-49)</b>	<b>2012</b>
<b>Georgia Tech (44-66-2)</b>	<b>2012</b>
<b>Maryland (107-77-1)</b>	<b>2012</b>
<b>Miami (18-19)</b>	<b>2012</b>
<b>NC State (68-112-1)</b>	<b>2012</b>
<b>North Carolina (98-175-4)</b>	<b>2012</b>
<b>Virginia Tech (91-76)</b>	<b>2012</b>
<b>Wake Forest (74-84)</b>	<b>2012</b>

## FUTURE ACC OPPONENTS

Team	Last Meeting
Louisville	None
Pittsburgh (5-1)	1981
Notre Dame	None

## CURRENT NON-CONFERENCE OPPONENTS

Akron (5-0)	1953
Alabama (0-1)	1996
All Virginia (1-0)	1891
American Viscose (1-0)	1946
Amherst (14-13)	1938
Appalachian State (0-1)	2012
The Apprentice School (0-1)	1980
Arizona State (1-2)	1996
Arkansas (0-1)	2009
Arkansas State (1-0)	2011
Army (3-2-1)	2012
Ashland (6-1)	1971
Atlantic Christian (1-0)	1976
Auburn (4-9)	2011
Auburn-Montgomery (0-1)	1988
Augusta (2-0)	1998
Baltimore (0-2)	1884
Baltimore Y.M.C.A. (1-0)	1892
Bellevue HS (1-0)	1901
Belmont Abbey (0-2)	1970
Boston (0-4)	1899
Boston (AL) (1-0)	1901
Boston Association (0-2)	1891
Bridgewater (4-0)	1945
Brown (7-6)	2004
Brown's School (1-0)	1903
BTC #10 (0-1)	1944
<b>Bucknell (20-1)</b>	<b>2009</b>
Buffalo (0-1)	1921
C.W. Post (2-2)	1994
Cal State Fullerton (1-1)	2009
California (2-0)	2011
California State (Pa.) (0-1)	1980
Camp Lee (1-1-1)	1945
Camp LeJeune (1-4)	1953
Campbell (6-2)	1994
Canisius (1-0)	2009
Carlisle Indians (2-0)	1906
Carolina (2-1)	1911
CASU-21 (1-0)	1944
Catholic (2-2)	1922
Central Connecticut (3-0)	2004
Central Florida (0-1)	1983
Charlotte (3-0)	2003

Cherry Point (3-2)	1953
The Citadel (4-0)	2006
Coast Guard (1-0)	1985
Coastal Carolina (4-4)	2011
Colgate (6-2)	1965
College of Charleston (0-1)	2006
Columbia (6-1)	1926
Columbian (1-1)	1902
Columbian Athletic Club (3-1)	1892
Columbus (Ga.) (2-0)	1985
Company K (1-0)	1921
Connecticut (3-2)	1986
Coppin State (9-0)	2008
Cornell (26-11-1)	2011
Dartmouth (12-5)	2010
Davidson (13-5)	1992
Dayton (1-0)	2006
Delaware (8-2)	2009
Drexel Institute (1-0)	1940
<b>East Carolina (23-18)</b>	<b>2011</b>
East Tennessee State (0-2-1)	1995
Eastern Michigan (2-1)	2000
Elon (1-1)	2007
Episcopal High School (6-0)	1912
Erskine (2-1)	1978
Evansville (0-1)	2006
Fairfield (1-2)	1996
Fishburne Military (5-0-1)	1988
Florida (1-4)	1989
Fordham (10-5)	2009
Fort Belvoir (0-1)	1945
Fort Meade (1-0-1)	1949
Francis Marion (0-1)	1979
Franklin & Marshall (2-1)	1900
Furman (6-5)	1991
Galludet (1-0)	1900
Gardner-Webb (1-0)	2006
George Mason (26-12)	2010
<b>George Washington (19-12)</b>	<b>2012</b>
Georgetown (19-16)	2011
Georgia (15-20)	1993
Georgia College (1-0)	1997
Georgia Southern (1-2)	1980
Gettysburg (1-0)	1903
Hampden-Sydney (18-1)	1948
Hartford (0-1)	1989
<b>Harvard (4-17-5)</b>	<b>1965</b>
Haverford (5-0)	1950
Hermitage Club of Richmond (1-0)	1907
High Point (2-0)	2001
Hobart (1-2)	1902
Hofstra (2-0)	1952
Holy Cross (3-4)	1916
Howard (6-3)	1997
Huntington (Ala.) (1-0)	1985
Illinois (2-0)	1893
Illinois Wesleyan (0-1)	1939
Indiana State (Pa.) (0-1)	1972
Ithaca (1-0)	1953
Jacksonville (5-5)	1999
<b>James Madison (36-25-1)</b>	<b>2012</b>
Jefferson School (2-0)	1912
Johns Hopkins (11-4)	1921
Kent State (2-2)	1987
Kentucky (2-0)	1906
Kentucky State (1-0)	1906

Lafayette (21-9)	2007
Langley Field (1-0)	1948
Lehigh (22-9)	2008
<b>Liberty (29-20-1)</b>	<b>2012</b>
Lincoln Memorial (0-1)	1919
Little Creek (0-1)	1946
Lock Haven (1-1)	1976
Locust Dale (4-0)	1902
Long Island (0-1)	1935
Longwood (10-2)	2008
Louisiana State (0-4)	2009
Lynchburg (3-3)	1982
Lynchburg Cardinals (0-2)	1946
Maine (2-3)	1974
Mansfield State (7-1)	1979
Marietta (0-1)	1966
Marist (5-0)	2012
Marshall (12-0)	2011
Maryland-Eastern Shore (8-0)	2006
Maryland State (1-1)	1920
Massachusetts (1-0)	1971
McCabe's School (1-0)	1898
Mercer (1-4)	1997
Michigan (9-11-1)	1983
Michigan State (0-2)	1964
Miller School (6-0)	1909
Mississippi (4-2)	2010
Monmouth (3-0)	2012
Montreal (0-1)	1912
Mount St. Mary's (2-0)	2008
Naval Preflight (1-0)	1943
Navy (18-10)	2011
New York University (1-2)	1929
Newberry (2-0)	1984
Niagara (2-0)	2011
Norfolk Naval (0-1)	1945
Norfolk State (11-0)	2009
North Carolina A&T (6-0)	2005
UNC Charlotte (1-6)	2002
UNC Greensboro (8-6)	2004
UNC Pembroke (6-9-1)	1979
UNC Wilmington (5-1)	2005
UNC Wesleyan (0-2)	1983
North Florida (2-1)	2007
Norfolk State (10-0)	2006
Notre Dame (3-2)	1996
Oglethorpe (1-3)	1922
Ohio (0-1)	1949
Ohio State (0-1)	2005
Ohio University (3-0)	1986
Ohio Wesleyan (2-0)	1959
Oklahoma (2-3)	2012
Oklahoma State (1-0)	1998
<b>Old Dominion (24-29-2)</b>	<b>2008</b>
Old Dominion of Richmond (1-0)	1891
Olympics of Louisville (1-0)	1891
SUNY Oneonta (18-2)	1985
Oswego (1-0)	1981
Pantops Academy (2-0)	1904
Pastimes of Baltimore (1-0)	1891
Penn State (12-10)	2004
Pennsylvania (11-23-1)	1953
Princeton (19-33)	2004
Providence (5-0)	1987
Purdue-Fort Wayne (1-0)	1979
Quantico Marines (4-4)	1948

Quinnipiac (0-1)	2004
<b>Radford (18-3-1)</b>	<b>2012</b>
Randolph-Macon (10-0)	1941
Rensselaer (1-0)	1950
Rhode Island (10-0)	2010
Rice (1-0)	1998
<b>Richmond (79-58-2)</b>	<b>2012</b>
Rider (6-0)	2011
Roanoke (6-0)	1946
Rochester (2-0)	1967
Rollins (0-2)	1983
Rutgers (2-6)	1962
St. Alban's (6-1)	1904
St. John's (13-4)	2011
St. Joseph's (3-0)	2006
St. Paul's (1-0)	1898
San Diego State (1-0)	2009
Seton Hall (33-20-1)	2012
Shippensburg (0-1)	1982
Siena (2-0)	2008
South Alabama (0-2)	1998
South Carolina (27-37)	2011
Springfield (1-1)	1949
Stetson (1-1)	1996
Stony Brook (3-1)	2009
Swarthmore (2-0)	1891
Syracuse (7-3)	1972
Tennessee Tech (1-0)	1995
<b>Toledo</b>	<b>First Meeting</b>
Tome (1-0)	1911
<b>Towson (14-2)</b>	<b>2012</b>
Trenton University Club (1-0)	1934
Trinity (10-3)	1954
UAB (1-2)	2011
UC Irvine (4-1)	2011
UCLA (0-1)	2008
U.S. Marines (1-1)	1932
University of the South (1-0)	1893
Vanderbilt (0-2)	2004
Vermont (16-8)	1981
Villanova (1-2)	1907
Virginia Christian College (1-0)	1918
<b>VCU (34-19)</b>	<b>2012</b>
<b>VMI (101-29)</b>	<b>2012</b>
Wagner (1-0)	2009
Washington (1-3)	1916
Washington & Lee (50-23-2)	1971
Washington College (0-0-1)	1954
Washington Nationals (1-2)	1913
Wesleyan (1-1-1)	1909
West Chester (4-1)	1988
West Georgia (1-0)	1974
West Virginia (8-5)	1949
Western Carolina (0-1)	2002
Western Kentucky (0-1)	1976
Western Reserve (1-0)	1951
Westfield State (3-0)	1985
<b>William &amp; Mary (69-29-2)</b>	<b>2012</b>
Williams (5-1)	1927
Wiconsin (1-0)	1893
Wofford (2-1)	1984
Woodberry Forest (11-1)	1945
Woodrow Wilson Hospital (3-1)	1945
Wright State (1-2)	2012
<b>Yale (22-43-3)</b>	<b>1983</b>

## 2013 Opponents in Bold

# FORMER CAVALIERS IN MAJOR LEAGUE BASEBALL

## **MIKE BALLARD, P**

2011 ..... Baltimore Orioles

## **BRIAN BUCHANAN, OF**

2000-02 ..... Minnesota Twins  
2002-04 ..... San Diego Padres  
2005 ..... New York Mets

## **NICK CARTER, P**

1908 ..... Philadelphia Athletics

## **MIKE CUBBAGE, 3B**

1974-76 ..... Texas Rangers  
1976-80 ..... Minnesota Twins  
1981 ..... New York Mets

## **WALTER 'DOC' CURLEY, 2B**

1899 ..... Chicago Orphans

## **JACK DALTON, OF**

1910-14 ..... Brooklyn Superbas  
1915 ..... Buffalo Blues  
1916 ..... Detroit Tigers

## **PAT DANEKER, P**

1999 ..... Chicago White Sox

## **BILL DIETRICK, SS/OF**

1927-28 ..... Philadelphia Phillies

## **SEAN DOOLITTLE, P**

2012-present..... Oakland Athletics

## **CHARLIE FERGUSON, P**

1884-87 ..... Philadelphia Quakers

## **SETH GREISINGER, P**

1998, 2000, 2002 ..... Detroit Tigers  
2004 ..... Minnesota Twins  
2005 ..... Atlanta Braves

## **BRANDON GUYER, OF**

2011-present..... Tampa Bay Rays

## **BILL HARMAN, P/C**

1941 ..... Philadelphia Phillies

## **JOE HICKS, OF**

1959-60 ..... Chicago White Sox  
1961-62 ..... Washington Senators  
1963 ..... New York Mets

## **HOWARD 'MUL' HOLLAND, P**

1926 ..... Cincinnati Reds  
1927 ..... New York Giants  
1929 ..... St. Louis Cardinals

## **RICKY HORTON, P**

1984-87 ..... St. Louis Cardinals  
1988 ..... Chicago White Sox  
1988-89 ..... Los Angeles Dodgers  
1989-90 ..... St. Louis Cardinals

## **DOUG JOHNS, P**

1995-96 ..... Oakland Athletics  
1998-99 ..... Baltimore Orioles

## **JOE KOSHANSKY, 1B**

2007-08 ..... Colorado Rockies

## **JAVIER LOPEZ, P**

2003-05 ..... Colorado Rockies  
2005 ..... Arizona Diamondbacks  
2006-09 ..... Boston Red Sox  
2010 ..... Pittsburgh Pirates  
2010-present..... San Francisco Giants

## **BOB MALLOY, P**

1987 ..... Texas Rangers  
1990 ..... Montreal Expos

## **DOUG NEFF, IF**

1914-15 ..... Washington Senators

## **MARK REYNOLDS, 3B**

2007-2010 ..... Arizona Diamondbacks  
2011-12 ..... Baltimore Orioles  
2013-present..... Cleveland Indians

## **EPPA RIXEY, P**


1912-20 ..... Philadelphia Phillies  
1921-33 ..... Cincinnati Reds

## **MEL ROACH, IF**

1953-61 ..... Milwaukee Braves  
1961 ..... Chicago Cubs  
1962 ..... Pittsburgh Pirates

## **ORLIN 'BUCK' ROGERS, P**

1935 ..... Washington Senators



Former Cavalier Eppa Rixey is the only ACC player in the Baseball Hall of Fame

## **MICHAEL SCHWIMER, P**

2011-present..... Philadelphia Phillies

## **ANDY SOMMERVILLE, P**

1894 ..... Brooklyn Grooms

## **HENRY LEE SPRATT, SS**

1911-12 ..... Boston Braves

## **DAVE WILLIS, 1B**

1899 ..... Louisville Colonels

## **RYAN ZIMMERMAN, 3B**

2005-present..... Washington Nationals

\*\*NOTE: current teams as of Feb. 1, 2013



**DANNY HULTZEN**  
Second Overall Pick, 2011

## VIRGINIA IN THE MAJOR LEAGUE BASEBALL DRAFT

Year	Player	Pos.	Rd.	No.	MLB Organization
1966	Edward Turnbull	LHP	17th	336	Baltimore Orioles
1970	Steve Miller	C	3rd	63	Boston Red Sox
1971	Mike Cabbage	SS/2B	2nd	25	Washington Senators
1972	Bill Hall	2B	6th	121	San Diego Padres
1976	Anthony Zentgraf	3B	17th	404	Baltimore Orioles
1978	Columbus Duncan	1B	11th	268	Milwaukee Brewers
	Steven Norwood	P	13th	320	Milwaukee Brewers
1979	Paul Voigt	RHP	9th	219	Minnesota Twins
1980	Rickey Horton	LHP	4th	93	St. Louis Cardinals
1982	David Hopkins	RHP	14th	355	Texas Rangers
1983	Tony Latham	OF	4th	99	Boston Red Sox
	Glenn Harris	1B	21st	541	St. Louis Cardinals
	George Priftis	2B	26th	644	Seattle Mariners
1985	Tim Burcham	RHP	6th	147	California Angels
1986	Bill Narleski	SS	18th	461	Baltimore Orioles
	Bob Malloy	RHP	19th	475	Texas Rangers
1988	Tom Crowley	2B	38th	1004	Philadelphia Phillies
1989	Keith Seiler	LHP	18th	465	New York Yankees
	Chris Kughn	OF	25th	636	Atlanta Braves
1990	Doug Johns	LHP	16th	437	Oakland Athletics
	Keith Seiler	LHP	21st	551	New York Yankees
1991	Todd Fiegel	LHP	11th	303	New York Mets
	Todd Ruyak	LHP	17th	452	Detroit Tigers
1992	Frank Lankford	RHP	18th	503	St. Louis Cardinals
	Todd Ruyak	LHP	31st	829	Cincinnati Reds
	John Cappelmann	RHP	45th		St. Louis Cardinals
	Kevin Stock	LHP	48th	1370	Seattle Mariners
1993	Seth Greisinger	RHP	7th	195	Cleveland Indians
	Frank Lankford	RHP	17th	477	New York Yankees
	Adam Robinson	SS	30th		Chicago Cubs
	Deron Dowhower	RHP	34th	961	Minnesota Twins
	Jason Cook	SS	55th	1469	Seattle Mariners
1994	Brian Buchanan	OF	1st	24	New York Yankees
	Yates Hall	RHP	4th	110	St. Louis Cardinals
	Pat Daneker	RHP	40th	1110	Boston Red Sox
	Reid Beucler	RHP	65th	1594	Detroit Tigers
1995	Casey Crawford	1B	16th	449	Atlanta Braves
1996	Seth Greisinger	RHP	1st	6	Detroit Tigers
	Jason Sekany	RHP	2nd	61	Boston Red Sox
	Adam Robinson	SS	52nd	1480	Minnesota Twins
1997	Greg Withelder	LHP	3rd	93	Minnesota Twins
	Pat Daneker	RHP	5th	159	Chicago White Sox
	Adam Robinson	SS	12th	365	Oakland Athletics
	Geoff Zawatski	RHP	14th	416	Philadelphia Phillies
1998	Javier Lopez	LHP	4th	133	Arizona Diamondbacks
1999	Julian Gonzalez	OF	36th	1081	Kansas City Royals
2000	Jon Metzger	LHP	13th	374	Kansas City Royals
	Tim LaVigne	RHP/SS	32nd	965	New York Mets
	Kevin ShROUT	RHP	43rd	1278	Milwaukee Brewers
2001	Jon Benick	INF	9th	270	San Diego Padres
	Hunter Wyant	SS	16th	482	Florida Marlins

Year	Player	Pos.	Round	No.	MLB Organization
2002	Robert Word	1B	10th	293	Florida Marlins
	Dan Street	INF	20th	591	Colorado Rockies
	David Stone	OF	36th	1087	San Francisco Giants
	Chris Sweet	OF	37th	1117	San Francisco Giants
2004	Andrew Dobies	LHP	3rd	95	Boston Red Sox
	Joe Koshansky	LHP/INF	6th	170	Colorado Rockies
	Mark Reynolds	SS	16th	476	Arizona Diamondbacks
	Jeff Kamrath	RHP	36th	1067	Cleveland Indians
2005	Ryan Zimmerman	3B	1st	4	Washington Nationals
	Matt Avery	RHP	9th	280	Chicago Cubs
	Jeff Kamrath	RHP	11th	328	Tampa Bay Devil Rays
	Mike Ballard	LHP	47th	1415	Minnesota Twins
2006	Mike Ballard	LHP	14th	418	Texas Rangers
	Tom Hagan	UTL	39th	1160	Pittsburgh Pirates
2007	Sean Doolittle	1B/LHP	Supp. 1st	41	Oakland Athletics
	Brandon Guyer	OF	5th	157	Chicago Cubs
	Casey Lambert	LHP	6th	187	Chicago Cubs
	Beau Seabury	C	13th	402	Colorado Rockies
	Mike Mitchell	OF	25th	762	Colorado Rockies
	Pat McAnaney	LHP	38th	1139	Pittsburgh Pirates
2008	David Adams	2B	3rd	106	New York Yankees
	Greg Miclat	SS	5th	146	Baltimore Orioles
	Jacob Thompson	RHP	5th	160	Atlanta Braves
	Jeremy Farrell	3B	8th	234	Pittsburgh Pirates
	Pat McAnaney	LHP	8th	258	Arizona Diamondbacks
	Michael Schwimer	RHP	14th	436	Philadelphia Phillies
2009	Andrew Carraway	RHP	12th	353	Seattle Mariners
	Jeff Lorick	LHP	20th	598	Atlanta Braves
	Robert Poutier	RHP	29th	864	San Diego Padres
	Matt Packer	LHP	32nd	965	Cleveland Indians
	Tyler Cannon	SS	41st	1225	Pittsburgh Pirates
2010	Jarrett Parker	OF	2nd	74	San Francisco Giants
	Phil Gosselin	2B/OF	5th	164	Atlanta Braves
	Robert Morey	RHP	5th	167	Florida Marlins
	Kevin Arico	RHP	10th	307	Cincinnati Reds
	Dan Grovatt	OF	11th	327	Pittsburgh Pirates
	Tyler Cannon	SS	12th	360	Cleveland Indians
	Tyler Wilson	RHP	35th	1057	Cincinnati Reds
	Kenny Swab	C/1B	35th	1064	Atlanta Braves
	Neal Davis	LHP	36th	1101	Philadelphia Phillies
2011	Danny Hultzen	LHP	1st	2	Seattle Mariners
	John Hicks	C	4th	123	Seattle Mariners
	Will Roberts	RHP	5th	158	Cleveland Indians
	Steven Proscia	3B	7th	213	Seattle Mariners
	Tyler Wilson	RHP	10th	305	Baltimore Orioles
	Kenny Swab	C	21st	636	Kansas City Royals
	Cody Winiarski	RHP	36th	1101	Chicago White Sox
	John Barr	OF	39th	1178	Cleveland Indians
2012	Branden Kline	RHP	2nd	65	Baltimore Orioles
	Chris Taylor	SS	5th	161	Seattle Mariners
	Stephen Bruno	INF	7th	224	Chicago Cubs
	Shane Halley	RHP	20th	613	Kansas City Royals

Total: 103 draft selections

**JAVIER LOPEZ**  
2012 World Champion,  
San Francisco Giants



## CAVALIERS CURRENTLY IN PROFESSIONAL BASEBALL

### RECENT HIGHLIGHTS

- Virginia had a program-record 35 former players in the professional baseball ranks in 2012.
- Four former Cavaliers competed in the 2012 MLB Postseason, while Javier Lopez won his third World Series ring as San Francisco won the championship.
- Sean Doolittle (Oakland), Mark Reynolds (Baltimore) and Ryan Zimmerman (Washington) also competed in the postseason in 2012, while Brandon Guyer (Tampa Bay) and Michael Schwimer (Philadelphia) played on the MLB level.
- After a meteoric rise through the minors, Doolittle made his Major League debut on June 5, 2012, out of the bullpen for the Oakland Athletics. The left-hander pitched just 26 professional innings before earning his first big-league call-up.
- Zimmerman was a 2009 National League All-Star, just the fifth all-star to come from an ACC school. He won the 2009 NL Gold Glove Award at third base and also earned the 2009 and 2010 Silver Slugger Award at third base for the National League.
- Lopez won his third World Series ring with the San Francisco Giants in 2012; he also won rings in 2006 (Red Sox) and 2010 (Giants).
- Now a member of the Cleveland Indians, Reynolds has averaged 30 home runs per season in his six-year MLB career.
- Guyer swatted a home run in his first MLB at bat in 2011, becoming just the 109th player in MLB player to homer in his first trip to the plate.
- 101 Virginia players (103 selections), including 48 over the last nine years, have been selected since the inception of the draft in 1966.
- Danny Hultzen was selected second overall by the Seattle Mariners in the 2011 MLB Draft, marking UVa's highest draft selection ever.
- Twenty-one UVa players have been drafted in the last three years.

### VIRGINIA PLAYERS IN PROFESSIONAL BASEBALL IN 2012 (teams as of conclusion of season)

#### MAJOR LEAGUE BASEBALL (6)

Sean Doolittle	2005-07	Oakland Athletics (NL)
Brandon Guyer	2005-07	Tampa Bay Rays (AL)
Javier Lopez	1996-98	San Francisco Giants (NL)
Mark Reynolds	2001-04	Baltimore Orioles (AL)
Michael Schwimer	2005-08	Philadelphia Phillies (NL)
Ryan Zimmerman	2003-05	Washington Nationals (NL)

#### MINOR LEAGUE BASEBALL (29)

David Adams	2005-07	NY Yankees - Trenton Thunder (AA)
Kevin Arico	2008-10	CIN - AZL Reds (Rookie)*
Mike Ballard	2003-06	WSH - Harrisburg Senators (AA)
Stephen Bruno	2010-12	CHC - Boise Hawks (A)
Tyler Cannon	2007-10	CLE - Carolina Mudcats (A Advanced)
Andrew Carraway	2006-09	SEA - Tacoma Rainiers (AAA)
Jeremy Farrell	2006-08	PIT - Altoona Curve (AA)
Phil Gosselin	2008-10	ATL - Mississippi Braves (AA)
Dan Grovatt	2008-10	PIT - Bradenton Marauders (A Advanced)
Shane Halley	2009-12	KC - AZL Royals (Rookie)
John Hicks	2009-11	SEA - High Desert Mavericks (A Advanced)
Danny Hultzen	2009-11	SEA - Tacoma Rainiers (AAA)
Brandon Kline	2010-12	BAL - Aberdeen IronBirds (A)
Casey Lambert	2004-07	BAL - Bowie Baysox (AA)*
Jeff Lorick	2007-09	CHC - Daytona Cubs (A Advanced)
Greg Miclat	2005-07	TEX - Round Rock Express (AAA)
Mike Mitchell	2004-07	COL - Tulsa Drillers (AA)
Robert Morey	2008-10	FLA - Jupiter Hammerheads (A Advanced)
Matt Packer	2007-09	CLE - Columbus Clippers (AAA)
Jarrett Parker	2008-10	SF - San Jose Giants (A Advanced)
Steven Proscia	2009-11	SEA - High Desert Mavericks (A Advanced)
Will Roberts	2009-11	CLE - Carolina Mudcats (A Advanced)
Beau Seabury	2006-07	WSH - Harrisburg Senators (AA)
Kenny Swab	2010-11	KC - Kane County Cougars (A)
Chris Taylor	2010-12	SEA - Clinton LumberKings (A)
Justin Thompson	2009-12	ARZ - Missoula Osprey (Rookie)
Keith Werman	2009-12	SEA - Pulaski Mariners (Rookie)
Tyler Wilson	2008-11	BAL - Frederick Keys (A Advanced)
Cody Winiarski	2010-11	CHW - Great Falls Voyagers (Rookie)

\* Missed 2012 season because of injury;  
Note: seasons denote years at UVa



JARRETT PARKER

# VIRGINIA SINGLE-SEASON BATTING RECORDS

## GAMES PLAYED

1. John Hicks (2011).....	68
Steven Proscia (2011).....	68
Chris Taylor (2011).....	68
Keith Werman (2011).....	68
5. John Barr (2011).....	66
6. Jarrett Parker (2010).....	65
Phil Gosselin (2009).....	65
Jarrett Parker (2009).....	65
Justin Counts (1996).....	65
10. Phil Gosselin (2010).....	64
Steven Proscia (2010).....	64
Tyler Cannon (2009).....	64
Dan Grovatt (2009).....	64
John Hicks (2009).....	64
Steven Proscia (2009).....	64

## BATTING AVERAGE

1. Tom Phillips (1949).....	452
2. Jeff Booker (1985).....	427
3. Glenn Harris (1981).....	425
4. Allen Barbee (1954).....	421
5. Keith Werman (2010).....	414
6. Steve Cunha (1991).....	400
Robbin Marvin (1972).....	400
Chuck Arnold (1956).....	400
9. Jay West (1981).....	395
10. Kent Savedge (1985).....	394

## AT-BATS

1. Chris Taylor (2011).....	285
2. John Hicks (2011).....	277
3. Steven Proscia (2011).....	275
4. Jarrett Parker (2009).....	265
5. Phil Gosselin (2010).....	262
6. Steven Proscia (2009).....	258
7. Steven Proscia (2010).....	255
Phil Gosselin (2009).....	255
9. John Hicks (2009).....	254
10. Ryan Zimmerman (2004).....	249

## HITS

1. Phil Gosselin (2010).....	100
2. Jarrett Parker (2009).....	94
3. John Hicks (2011).....	92
Ryan Zimmerman (2005).....	92
5. Ryan Zimmerman (2004).....	90
6. Stephen Bruno (2012).....	88
Steven Proscia (2011).....	88
Dan Grovatt (2009).....	88
Jon Benick (1999).....	88
10. Chris Taylor (2011).....	87

## RUNS

1. Jarrett Parker (2009).....	76
2. Phil Gosselin (2010).....	67
3. Chris Taylor (2011).....	63
4. Mark Reynolds (2004).....	60
David Guy (1988).....	60
6. John Hicks (2010).....	59
Bobby Rivell (1990).....	58
Keith Kowalski (1985).....	58
9. Chris Taylor (2012).....	57
David Adams (2006).....	57
Brian Buchanan (1994).....	57
Bill Narleski (1985).....	57

## RUNS BATTED IN

1. Joe Koshansky (2004).....	67
2. Brian Buchanan (1994).....	66
3. Steven Proscia (2010).....	65
Jarrett Parker (2009).....	65
5. Phil Gosselin (2009).....	64
6. Phil Gosselin (2010).....	61
7. Dan Grovatt (2010).....	60
Brian Sherlock (1998).....	60
9. Steven Proscia (2011).....	59
John Hicks (2011).....	59
Ryan Zimmerman (2005).....	59
Dan Street (2002).....	59

## STOLEN BASES

1. Greg Miclat (2007).....	32
2. Greg Miclat (2008).....	30
3. David Stone (2002).....	26
4. Phil Gosselin (2009).....	24
5. Bill Narleski (1986).....	23
6. Adam Robinson (1997).....	22
Chris Kughn (1990).....	22
Bobby Rivell (1990).....	22
9. Greg Miclat (2006).....	21
David Stone (2001).....	21
Bill Narleski (1987).....	21
Robbin Marvin (1972).....	21

## DOUBLES

1. Stephen Bruno (2012).....	23
Dan Street (2002).....	23
3. Phil Gosselin (2010).....	22
Steven Proscia (2009).....	22
Dan Grovatt (2008).....	22
6. John Hicks (2011).....	21
7. John Hicks (2010).....	20
Jarrett Parker (2009).....	20
Robert Word (2002).....	20
10. Steven Proscia (2011).....	19
Tyler Cannon (2010).....	19
Tyler Cannon (2009).....	19
Brandon Guyer (2007).....	19
Brandon Guyer (2006).....	19
Brian Sherlock (1998).....	19
Ryan Gilleland (1997).....	19

## TRIPLES

1. Derek Fisher (2012).....	8
Jarrett Parker (2010).....	8
3. Jarrett Parker (2009).....	7
Hunter Wyant (2001).....	7
5. Brian Buchanan (1993).....	6
Keith Kowalski (1985).....	6
Jay West (1978).....	6
Steve Bryant (1969).....	6
9. Jared King (2012).....	5
Chris Taylor (2012).....	5
Tyler Cannon (2009).....	5
Mark Reynolds (2004).....	5
Jason Cook (1992).....	5

## HOME RUNS

1. Brian Buchanan (1994).....	22
2. Jon Benick (2001).....	18
3. Jarrett Parker (2009).....	16
Joe Koshansky (2004).....	16
5. Mark Reynolds (2002).....	15
6. E.J. Anderson (1996).....	14
Kevin McDonald (1988).....	14
Kent Savedge (1986).....	14
9. Dan Street (2002).....	12
E.J. Anderson (1997).....	12
Steve Cunha (1990).....	12
Mike Lindner (1990).....	12

## TOTAL BASES

1. Jarrett Parker (2009).....	176
2. Brian Buchanan (1994).....	165
3. Phil Gosselin (2010).....	163
4. Dan Street (2002).....	153
5. Jarrett Parker (2010).....	144
6. Steven Proscia (2009).....	142
7. Hunter Wyant (2001).....	140
8. John Hicks (2011).....	139
9. Steven Proscia (2010).....	136
Jon Benick (1999).....	136
Ryan Zimmerman (2005).....	136

## BASES ON BALLS

1. Sean Doolittle (2006).....	54
Justin Counts (1996).....	54
3. Jared King (2012).....	51
4. Sean Doolittle (2007).....	46
5. David Stone (2001).....	43
6. David Stone (2002).....	42
Brian Sherlock (1998).....	42
8. David Adams (2008).....	41
Dennis Barth (1985).....	41
10. David Stone (2002).....	40
Steve Heon (1982).....	40

## HIT BY PITCH

1. Tim LaVigne (1999).....	20
2. Tim LaVigne (1998).....	17
3. Kyle Werman (2004).....	16
4. Stephen Bruno (2012).....	15
John Barr (2011).....	15
Keith Werman (2011).....	15
7. Nate Irving (2012).....	14
Beau Seabury (2007).....	14
Matt Street (2004).....	14
Tim LaVigne (2000).....	14

## SLUGGING PERCENTAGE

1. Brian Buchanan (1994).....	.838
2. Chuck Arnold (1956).....	.800
3. Duke Duncan (1978).....	.737
4. Kevin McDonald (1988).....	.728
5. Kent Savedge (1986).....	.702
6. Don Aicholz (1950).....	.670
7. Jarrett Parker (2009).....	.664
8. Jay West (1978).....	.661
9. Jeff Booker (1985).....	.640
10. Steve Cunha (1991).....	.630

## ON-BASE PERCENTAGE

1. Bill Narleski (1984).....	.524
2. Tony Latham (1983).....	.512
3. Kent Savedge (1986).....	.500
4. Dave Duncan (1978).....	.493
5. George Priftis (1983).....	.491
6. Dave Bratt (1973).....	.489
7. Keith Werman (2010).....	.486
Greg Miclat (2007).....	.486
9. John Barr (2010).....	.483
10. Bill Narleski (1986).....	.476

# VIRGINIA SINGLE-SEASON PITCHING RECORDS

SETH GREISINGER



## APPEARANCES

1. Michael Schwimer (2006) .....	36
2. Justin Thompson (2012).....	34
3. Kyle Crockett (2012).....	32
Branden Kline (2011) .....	32
Matt Packer (2009) .....	32
Matt Moore (1994) .....	32
7. Tyler Wilson (2010) .....	31
Kevin Arico (2009).....	31
Tyler Wilson (2009) .....	31
10. Kevin Arico (2010).....	29
Jake Rule (2007).....	29
Casey Lambert (2004).....	29
Matt Moore (1995).....	29

## GAMES STARTED

1. Danny Hultzen (2011).....	18
2. Will Roberts (2011).....	17
3. Tyler Wilson (2011).....	16
Danny Hultzen (2010).....	16
Robert Morey (2010) .....	16
Danny Hultzen (2009).....	16
Jacob Thompson (2007).....	16
Jacob Thompson (2006).....	16
Mike Ballard (2006).....	16
Andrew Dobies (2004).....	16
Brandon Creswell (2000).....	16
Seth Greisinger (1996).....	16

## WINS

1. Danny Hultzen (2011) .....	12
Seth Greisinger (1996).....	12
3. Will Roberts (2011).....	11
Danny Hultzen (2010).....	11
Jacob Thompson (2007).....	11
Sean Doolittle (2006) .....	11
Tim Burcham (1985).....	11
8. Tyler Wilson (2011).....	10
Jacob Thompson (2006).....	10
10. Shane Halley (2012) .....	9
Robert Morey (2010).....	9
Andrew Carraway (2009) .....	9
Danny Hultzen (2009) .....	9
Tyler Wilson (2009).....	9
Mike Ballard (2006).....	9
Jeff Kamrath (2005).....	9
Thomas Evans (1951).....	9

## WINNING PERCENTAGE

(MINIMUM FIVE DECISIONS)

1. Tyler Wilson (2011/10-0).....	1.000
Whit Mayberry (2011/5-0) .....	1.000
Cody Winiarski (2010/5-0).....	1.000
Jacob Thompson (2007/11-0).....	1.000
Andrew Carraway (2007/5-0).....	1.000
Pat McAnaney (2005/7-0).....	1.000
West Lescanec (1980/5-0) .....	1.000
Jack Leachman (1949/5-0).....	1.000
9. Danny Hultzen (2010/11-1).....	.916
10. Danny Hultzen (2009/9-1).....	.900
Thomas Evans (1951/9-1) .....	.900

## EARNED RUN AVERAGE

(MINIMUM 45.0 INNINGS)

1. Dan Street (2000) .....	0.69
2. Robert Poutier (2005).....	0.73
3. Buddy Charles (1950) .....	0.89
4. Matt Packer (2008) .....	1.14
5. Danny Hultzen (2011).....	1.37
6. Larry Gammon (1965).....	1.38
7. Bill Boozer (1950).....	1.45
8. Jacob Thompson (2007).....	1.50
9. Pat McAnaney (2005) .....	1.55
10. Sean Doolittle (2005).....	1.64

## INNINGS PITCHED

1. Seth Greisinger (1996).....	123.0
2. Danny Hultzen (2011).....	118.0
3. Tim Burcham (1985).....	117.0
4. Jacob Thompson (2007).....	114.0
5. Andrew Dobies (2004).....	108.1
6. Danny Hultzen (2010).....	106.2
7. Will Roberts (2011).....	105.2
8. Joe Koshansky (2004).....	102.2
9. Jeff Kamrath (2005).....	101.2
10. Jacob Thompson (2006).....	100.1

## STRIKEOUTS

1. Danny Hultzen (2011).....	165
2. Tim Burcham (1985) .....	146
3. Seth Greisinger (1996).....	141
4. Danny Hultzen (2010).....	124
Tyler Wilson (2011) .....	124
6. Buddy Charles (1950).....	113
7. Andrew Dobies (2004).....	109
8. Sean Doolittle (2006).....	108
9. Danny Hultzen (2009).....	107
10. Yates Hall (1994).....	104

## COMPLETE GAMES

1. Tim Burcham (1985) .....	11
2. Pat Daneker (1995) .....	8
Tim Burcham (1984) .....	8
Richard Spigone (1969) .....	8
Bill Spencer (1962).....	8
6. Seth Greisinger (1995).....	7
Keith Liskey (1966).....	7
8. Seth Greisinger (1996).....	6
Mike Gordon (1981).....	6
Marty Moore (1977).....	6
Harry Hollar (1974) .....	6
Bill Kelley (1968) .....	6

## SAVES

1. Branden Kline (2011)*.....	18
Kevin Arico (2010)* .....	18
3. Michael Schwimer (2008) .....	14
Casey Lambert (2005).....	14
5. Justin Thompson (2012).....	12
6. Kevin Arico (2009).....	11
Casey Lambert (2007).....	11
8. Casey Lambert (2006).....	10
9. Casey Lambert (2004).....	8
Todd Ruyak (1991).....	8

\* ties ACC record

## TEAM SEASON RECORDS

### Batting

Average	.333	1985
At-Bats	2343	2009
Hits	767	2009
Runs	525	2010
Runs/game	8.65	1985
Doubles	160	2010
Triples	32	2010, 12
Home Runs	67	1988
HR/game	1.41	1978
Runs Batted In	484	2010
Total Bases	1166	2010
Sacrifices	85	2012
Sacrifice Flies	50	2010
Slugging Pct.	.508	2010
Stolen Bases	134	2008
SB/game	2.32	1990
SB Pct.	.962	1972

### Pitching

ERA	1.77	1950
Innings	612.0	2011
Strikeouts	664	2011
K/9 innings	10.88	1949
BB/9 innings	1.72	1947
Complete Games	22	1974
Saves	25	2010
Shutouts	16	2011

### Miscellaneous

Wins	56	2011
Losses	35	1999
Winning Pct.	.824	2011
Fielding Pct.	.978	2011
Consecutive Wins	19	2009



TYLER CANNON

# VIRGINIA CAREER BATTING RECORDS

## GAMES PLAYED

1. Tyler Cannon (2007-10).....	244
2. David Stone (1999-2002).....	225
3. Ryan Gilleland (1995-98).....	221
Kyle Werman (2002-05).....	221
5. Adam Robinson (1994-97).....	219
Matt Street (2002-05).....	219
7. Tim Henry (2004-07).....	215
8. Keith Werman (2009-12).....	214
9. John Barr (2008-11).....	203
10. Bobby Rivell (1987-90).....	199

## BATTING AVERAGE

(MINIMUM 250 AT-BATS)	
1. Jeff Booker (1984-85).....	.376
2. Bill Narleski (1984-87).....	.374
3. Stephen Bruno (2010-12).....	.366
Kent Savedge (1984-87).....	.366
5. Ryan Zimmerman (2003-05).....	.355
6. Kevin O'Sullivan (1990-91).....	.351
7. Jeff Musser (1979-80).....	.348
8. Steve Cunha (1988-91).....	.345
9. Glenn Harris (1980-83).....	.343
10. Steve Bryant (1968-70).....	.341

## AT-BATS

1. Tyler Cannon (2007-10).....	910
2. Ryan Gilleland (1995-98).....	865
3. Matt Street (2002-05).....	861
4. David Stone (1999-2002).....	851
5. Adam Robinson (1994-97).....	826
6. Steven Proscia (2009-11).....	788
7. John Hicks (2009-11).....	775
8. Bobby Rivell (1987-90).....	769
9. Bill Narleski (1984-87).....	751
10. Ryan Zimmerman (2003-05).....	734

## RUNS

1. Bobby Rivell (1987-90).....	199
2. Bill Narleski (1984-87).....	193
3. Tyler Cannon (2007-10).....	185
4. Matt Street (2002-05).....	183
5. Adam Robinson (1994-97).....	175
6. David Stone (1999-02).....	174
7. John Galloway (1994-97).....	163
8. John Hicks (2009-11).....	162
Jarrett Parker (2008-10).....	161
10. Steven Proscia (2009-11).....	157

## HITS

1. Bill Narleski (1984-87).....	281
2. Tyler Cannon (2007-10).....	276
David Stone (1999-02).....	276
4. Adam Robinson (1994-97).....	263
5. Ryan Gilleland (1995-98).....	262
6. Matt Street (2002-05).....	255
7. Steven Proscia (2009-11).....	254
8. John Zimmerman (2003-05).....	250
9. John Hicks (2009-11).....	245
10. Bobby Rivell (1987-90).....	240

## RUNS BATTED IN

1. Steven Proscia (2009-11).....	182
2. Sean Doolittle (2005-07).....	167
3. Ryan Gilleland (1995-98).....	166
Bill Narleski (1984-87).....	166
5. Jon Benick (1998-01).....	162
6. George Priftis (1980-83).....	158
7. Dan Grovatt (2008-10).....	157
8. Mike Lindner (1987-90).....	154
9. John Hicks (2009-11).....	146
10. Phil Gosselin (2008-10).....	145

## HOME RUNS

1. E.J. Anderson (1995-98).....	37
2. Mark Reynolds (2002-04).....	35
Jon Benick (1998-01).....	35
4. Mike Lindner (1987-90).....	33
5. Brian Buchanan (1992-94).....	30
6. Steven Proscia (2009-11).....	28
Bill Narleski (1984-87).....	28
8. Ryan Gilleland (1995-98).....	27
9. Jarrett Parker (2008-10).....	26
Joe Koshansky (2001-04).....	26

## TOTAL BASES

1. Bill Narleski (1984-87).....	431
2. Steven Proscia (2009-11).....	411
3. Ryan Gilleland (1995-98).....	400
4. Adam Robinson (1994-97).....	394
5. Tyler Cannon (2007-10).....	380
6. John Hicks (2009-11).....	379
Bobby Rivell (1987-90).....	379
8. Jon Benick (1998-01).....	372
9. Jarrett Parker (2008-10).....	369
10. Phil Gosselin (2008-10).....	345
Brian Buchanan (1992-94).....	345

## DOUBLES

1. Tyler Cannon (2007-10).....	62
2. Steven Proscia (2009-11).....	59
3. John Hicks (2009-11).....	54
4. Brandon Guyer (2005-07).....	53
5. Bill Narleski (1984-87).....	52
6. Phil Gosselin (2008-10).....	50
7. Ryan Gilleland (1995-98).....	49
8. Brian Sherlock (1995-98).....	48
Bobby Rivell (1987-90).....	48
10. Ryan Zimmerman (2003-05).....	47

## TRIPLES

1. Jarrett Parker (2008-10).....	18
2. Brian Buchanan (1992-94).....	13
3. Tyler Cannon (2007-10).....	12
4. John Galloway (1994-97).....	11
Jason Cook (1990-93).....	11
Jay West (1978-80).....	11
7. Tom Crowley (1991-93).....	10
8. Dan Grovatt (2008-10).....	9
Hunter Wyant (1998-01).....	9
Steve Bryant (1968-70).....	9
Bob Hardy (1955-57).....	9

## STOLEN BASES

1. Greg Miclat (2006-08).....	83
David Stone (1999-02).....	83
3. Bill Narleski (1984-87).....	72
4. Adam Robinson (1994-97).....	57
5. Bobby Rivell (1987-90).....	56
6. Matt Street (2002-05).....	55
7. Chris Kughn (1987-90).....	50
8. Tyler Cannon (2007-10).....	49
9. Phil Gosselin (2008-10).....	48
10. Robbin Marvin (1969-72).....	47
Mike Mitchell (2004-07).....	47

## BASES ON BALLS

1. David Stone (1999-02).....	156
2. Sean Doolittle (2005-07).....	125
Bill Narleski (1984-87).....	125
4. Justin Counts (1993-96).....	114
5. George Priftis (1980-83).....	112
6. Steve Heon (1979-82).....	110
7. Bobby Rivell (1987-90).....	108
8. Tyler Cannon (2007-10).....	107
9. David Adams (2006-08).....	102
10. Dan Grovatt (2008-10).....	100

## HIT BY PITCH

1. Tim LaVigne (1997-00).....	51
2. Matt Street (2002-05).....	38
3. John Barr (2008-11).....	33
4. Kyle Werman (2002-05).....	30
5. Tom Hagan (2003-06).....	28
Brandon Guyer (2005-07).....	28
7. Jeremy Farrell (2005-08).....	27
Beau Seabury (2006-07).....	27
9. David Coleman (2008-11).....	26
10. Keith Werman (2009-12).....	25



# VIRGINIA CAREER PITCHING RECORDS

## APPEARANCES

1. Casey Lambert (2004-07).....	110
2. Michael Schwimer (2005-08).....	93
3. Tim LaVigne (1997-2000).....	92
4. Tyler Wilson (2008-11).....	91
5. Justin Thompson (2009-12).....	76
6. Andrew Carraway (2006-09).....	74
7. Matt Packer (2007-09).....	73
8. Kevin Arico (2008-10).....	72
Don Melroy (1990-93).....	72
10. Branden Kline (2010-12).....	70
Neal Davis (2007-10).....	70
Brandon Creswell (1998-2001).....	70
Matt Moore (1992-95).....	70

## GAMES STARTED

1. Danny Hultzen (2009-11).....	51
2. Joe Koshansky (2001-04).....	49
Brandon Creswell (1998-2001).....	49
4. Jacob Thompson (2006-08).....	47
5. Kent Kruse (1990-93).....	45
6. Pat Daneker (1995-97).....	40
Seth Greisinger (1994-96).....	40
David Sammons (1986-89).....	40
9. Frank Lankford (1990-93).....	39
10. Mike Ballard (2003-06).....	38
Keith Seiler (1987-90).....	38

## WINS

1. Danny Hultzen (2009-11).....	32
2. Tyler Wilson (2008-11).....	27
Jacob Thompson (2006-08).....	27
4. Sean Doolittle (2005-07).....	22
5. Joe Koshansky (2001-04).....	21
Seth Greisinger (1994-96).....	21
Tim Burcham (1983-85).....	21
8. Andrew Carraway (2006-09).....	20
Brandon Creswell (1998-01).....	20
Jeff Kamrath (2001-03,05).....	20

## WINNING PERCENTAGE

(MINIMUM 12 DECISIONS)

1. Robert Poutier (2005-09/11-1).....	.917
2. Will Roberts (2009-11/18-2).....	.900
3. Shane Halley (2009-12/14-2).....	.875
4. Danny Hultzen (2009-11/32-5).....	.865
5. Craig Zaikov (1993-96/12-2).....	.857
6. Mike Judkins (1971-72/10-2).....	.833
7. Andrew Carraway (2006-09/20-5).....	.800
Jack Leachman (1947-49/12-3).....	.800
9. Tyler Wilson (2008-11/27-7).....	.794
10. Robert Morey (2008-10/14-4).....	.778

## EARNED RUN AVERAGE

(MINIMUM 100 INNINGS)

1. Larry Gammon (1964-67).....	1.97
2. Danny Hultzen (2009-11).....	2.08
3. Richard Spigone (1969-71).....	2.15
4. Sean Doolittle (2005-07).....	2.23
5. Ed Kihm (1968-71).....	2.32
6. Scott Gardner (1973-75).....	2.44
7. Bill Spencer (1961-1962).....	2.48
8. Keith Liskey (1965-67).....	2.51
9. Robert Poutier (2005-09).....	2.54
10. Will Roberts (2009-11).....	2.65
Jacob Thompson (2006-08).....	2.65

## INNINGS PITCHED

1. Brandon Creswell (1998-01).....	345.1
2. Danny Hultzen (2009-11).....	320.0
3. Joe Koshansky (2001-04).....	317.2
4. Jacob Thompson (2006-08).....	296.0
5. Seth Greisinger (1994-96).....	282.1
6. Pat Daneker (1995-97).....	280.1
7. Kent Kruse (1990-93).....	267.2
8. Jeff Kamrath (2001-03, 05).....	263.2
9. Frank Lankford (1990-93).....	250.1
10. Tyler Wilson (2008-11).....	249.1

## STRIKEOUTS

1. Danny Hultzen (2009-11).....	395
2. Seth Greisinger (1994-96).....	290
3. Tim Burcham (1983-85).....	272
4. Tyler Wilson (2008-11).....	267
5. Brandon Creswell (98-01).....	261
6. Jacob Thompson (2006-08).....	248
7. Sean Doolittle (2005-07).....	243
8. Andrew Carraway (2006-09).....	238
9. Kevin Shrout (1997-00).....	233
10. Joe Koshansky (2001-04).....	229

## SAVES

1. Casey Lambert (2004-07).....	43
2. Kevin Arico (2008-10).....	29
3. Branden Kline (2010-12).....	21
4. Tim LaVigne (1997-00).....	18
5. Michael Schwimer (2005-08).....	16
6. Todd Ruyak (1989-92).....	13
7. Justin Thompson (2009-12).....	12
8. Greg Haden (1976-79).....	8
9. Canon Hickman (2001-04).....	7
Mark McMillan (1987-90).....	7
Keith Seiler (1987-90).....	7

## COMPLETE GAMES

1. Tim Burcham (1983-85).....	20
2. Richard Spigone (1969-71).....	17
3. Steve Brindle (1970-73).....	16
Keith Liskey (1965-67).....	16
5. Pat Daneker (1995-97).....	15
6. Seth Greisinger (1994-96).....	14
Marty Moore (1976-79).....	14
Larry Gammon (1964-67).....	14
9. Mike Gordon (1979-82).....	13
Harry Thomas (1973-76).....	13

DANNY HULTZEN



# ANNUAL BATTING LEADERS

## BATTING AVERAGE

1964 John Pincavage (.309)  
 1965 Larry Gammon (.286)  
 1966 Stewart Evans (.293)  
 1967 William Curtis (.389)  
 1968 Joel DeBoe (.333)  
 1969 Robbin Marvin (.327)  
**1970 Steve Bryant (.383)**  
 1971 Stephen Sroba (.315)  
**1972 Robbin Marvin (.303)**  
**1973 David Bratt (.364)**  
 1974 Dan Bernstein (.300)  
 1975 Dean Pallotta (.358)  
 1976 Steve Norwood (.327)  
 1977 David Duff (.376)  
 1978 Duke Duncan (.368)  
 1979 Peter Sposato (.369)  
 1980 Donald Meeks (.382)  
**1981 Glenn Harris (.425)**  
 1982 Glenn Harris (.391)  
 1983 George Priftis (.357)  
 1984 Bill Narleski (.366)  
 1985 Jeff Booker (.427)  
 1986 Kent Savedge (.392)  
 1987 Bill Narleski (.384)  
 1988 Kevin McDonald (.364)  
 1989 Chris Kughn (.392)  
 1990 Bobby Rivell (.365)  
 1991 Steve Cunha (.400)  
 1992 Kevin Stock (.314)  
 1993 Tom Crowley (.356)  
 1994 Brian Buchanan (.396)  
 1995 Justin Counts (.327)  
 1996 Adam Robinson (.336)  
 1997 Adam Robinson (.353)  
 1998 Mark Rueffert (.362)  
 1999 Joe Benick (.384)  
 2000 Robbie Marvin (.350)  
 2001 Hunter Wyant (.363)  
 2002 Dan Street (.371)  
 2003 Chris Sweet (.326)  
 2004 Ryan Zimmerman (.361)  
 2005 Ryan Zimmerman (.393)  
 2006 Brandon Marsh (.380)  
 2007 Greg Miclat (.376)  
 2008 John Barr (.325)  
 2009 Dan Grovatt (.356)  
 2010 Keith Werman (.414)  
 2011 David Coleman (.362)  
 2012 Stephen Bruno (.370)

## RUNS

1964 John Pincavage (12)  
 1965 Edward Carrington (7)  
 1966 Bill Curtis (12)  
 1967 Charles Hall (11)  
 1968 Steve Bryant (17)  
 1969 Robert Schultz (24)  
 1970 Steve Bryant (24)  
 1971 Robbin Marvin (29)  
 1972 Robbin Marvin (26)  
**1973 Stephen Sroba (29)**  
 1974 Pete Andersen (30)  
 1975 Pete Andersen (19)  
 1976 Robbie Emerson (29)  
 1977 David Duff (26)  
 1978 Drew Schuett (32)  
 1979 Mark Meleski (40)  
 1980 Mark Maleski (31)  
 1981 Jay West (47)  
 1982 Steve Heon (53)  
 1983 Glen Harris (33)  
 1984 Bill Narleski (38)  
 1985 Keith Kowalski (58)  
 1986 Bill Narleski (55)  
 1987 Bobby Rivell (47)  
 1988 David Guy (60)  
 1989 Chris Kughn (44)  
 1990 Bobby Rivell (58)  
 1991 Kevin Stock (35)  
 1992 Jason Cook (44)  
 1993 Jason Cook (40)  
 1994 Brian Buchanan (57)  
 1995 Justin Counts (49)  
 1996 Adam Robinson (55)  
 1997 Adam Robinson (53)  
 1998 Brian Sherlock (46)  
 1999 Tim LaVigne (46)  
 2000 Luis Giraldo (50)  
 2001 Hunter Wyant (48)  
 2002 David Stone (53)  
 2003 Joe Koshansky (43)  
 2004 Mark Reynolds (60)  
 2005 Matt Street (53)  
 2006 David Adams (57)  
 2007 Greg Miclat (51)  
 2008 Greg Miclat (52)  
 2009 Jarrett Parker (76)  
 2010 Phil Gosselin (67)  
**2011 Chris Taylor (63)**  
 2012 Chris Taylor (57)

## HITS

1964 John Pincavage (21)  
 1965 Mack Wilcox (21)  
 1966 Stewart Evans (24)  
 1967 Charles Hall (23)  
 1968 Steve Bryant (34)  
 1969 Steve Bryant (37)  
 1970 Steve Bryant (41)  
 1971 Mike Cubbage (32)  
 1972 Robbin Marvin (44)  
 1973 David Bratt (40)  
 1974 Pete Andersen (41)  
 1975 Dean Pallotta (29)  
 1976 Tony Zentgraf (48)  
 1977 David Duff (47)  
 1978 Drew Schuett (45)  
 1979 Drew Schuett (51)  
 1980 Jeff Musser (51)  
 1981 Jay West (77)  
 1982 Glen Harris (66)  
 1983 George Priftis (45)  
 1984 Bill Narleski (60)  
 1985 Bill Narleski (79)  
 1986 Kent Savedge (71)  
 1987 Bill Narleski (71)  
 1988 David Guy (70)  
 1989 Chris Kughn (71)  
 1990 Bobby Rivell (73)  
 1991 Kevin O' Sullivan (73)  
 1992 Hans Martinsen (54)  
 1993 Brian Buchanan (65)  
 1994 Brian Buchanan (78)  
 1995 Justin Counts (68)  
 1996 John Galloway (80)  
 1997 Adam Robinson (76)  
 1998 Brian Sherlock (71)  
 1999 Jon Benick (88)  
 2000 Tim LaVigne (72)  
 2001 Hunter Wyant (86)  
 2002 Dan Street (86)  
 2003 Matt Street (74)  
 2004 Ryan Zimmerman (90)  
 2005 Ryan Zimmerman (92)  
 2006 Brandon Guyer (80)  
 2007 David Adams (84)  
 2008 Greg Miclat (77)  
 2009 Jarrett Parker (94)  
 2010 Phil Gosselin (100)  
**2011 John Hicks (92)**  
 2012 Stephen Bruno (88)

## HOME RUNS

1964 John Pincavage (3)  
 1965 John Pincavage (2)  
 1966 Stewart Evans (3)  
 1967 Charles Hall (2)  
 1968 Joel DeBoe (2)  
 1969 Steve Bryant (2)  
 1970 Mike Cubbage (6)  
 1971 Samuel Beale (3)  
 1972 Duval White (2)  
 1973 Dean Pallotta (4)  
 1974 Pete Andersen (7)  
 1975 Pete Andersen (5)  
 1976 Tony Zentgraf (8)  
 1977 David Duff (6)  
**1978 Duke Duncan (11)**  
 1979 Paul Thomas (3)  
 1980 William West (5)  
 1981 George Priftis (6)  
 1982 George Priftis (10)  
 1983 Tony Latham (3)  
 1984 Jeff Booker (8)  
 1985 Bill Narleski (9)  
 1986 Kent Savedge (14)  
 1987 Bill Narleski (7)  
 1988 Kevin McDonald (14)  
 1989 Dough Johns (5)  
 1990 Steve Cunha (12)  
 1991 Steve Cunha (5)  
 1992 Ron Zucchelli (4)  
 1993 Brian Buchanan (6)  
 1994 Brian Buchanan (22)  
 1995 Justin Counts (6)  
 1996 E.J. Anderson (14)  
 1997 E.J. Anderson (12)  
 1998 Brian Sherlock (10)  
 1999 Jon Benick (10)  
 2000 Luis Geraldo (8)  
 2001 Dan Street (9)  
 2002 Mark Reynolds (15)  
 2003 Joe Koshansky (9)  
 2004 Joe Koshansky (16)  
 2005 Sean Doolittle (11)  
 2006 Brandon Guyer (7)  
 2007 Brandon Guyer (8)  
 2008 Jeremy Farrell (11)  
 2009 Jarrett Parker (11)  
 2010 Phil Gosselin (11)  
 2011 Steven Proscia/  
 John Hicks (8)  
 2012 Derek Fisher (7)

## RBI

1964 Mack Wilcox (10)  
 1965 Edward Carrington (9)  
 1966 Ron Bugnar (10)  
 1967 Charles Hall (21)  
 1968 Charles Hall (10)  
 1969 Mike Cubbage (21)  
 1970 Mike Cubbage (29)  
 1971 Samuel Beale (29)  
 1972 Dave Bratt (24)  
 1973 Dean Pallotta (25)  
 1974 Dean Pallotta (29)  
 1975 Dean Pallotta (21)  
 1976 Tony Zentgraf (34)  
 1977 Duke Duncan (26)  
 1978 Duke Duncan (39)  
 1979 Jeff Musser (38)  
 1980 William West (28)  
 1981 Mark Meleski (45)  
 1982 George Priftis (57)  
 1983 George Priftis (34)  
 1984 Bill Narleski (27)  
 1985 Bill Narleski (53)  
 1986 Kent Savedge (53)  
 1987 Kent Savedge (50)  
 1988 Chris Kughn (47)  
 1989 Keith Lee (46)  
 1990 Mike Linder (56)  
 1991 Kevin O' Sullivan (39)  
 1992 Jason Cook (28)  
 1993 Brian Buchanan (37)  
 1994 Brian Buchanan (66)  
 1995 Justin Counts (40)  
 1996 Adam Robinson (40)  
 1997 John Galloway (56)  
 1998 Brian Sherlock (60)  
 1999 Jon Benick (54)  
 2000 Tim LaVigne (47)  
 2001 Jon Benick (57)  
 2002 Dan Street (59)  
 2003 Mark Reynolds (46)  
 2004 Joe Koshansky (67)  
 2005 Ryan Zimmerman (59)  
 2006 Brandon Guyer (57)  
 2007 Sean Doolittle (53)  
 2008 Jeremy Farrell (54)  
 2009 Jarrett Parker (65)  
 2010 Steven Proscia (65)  
 2011 Steven Proscia/  
 John Hicks (59)  
 2012 Stephen Bruno (54)

Yearly ACC leaders denoted  
 in **bold**

# ANNUAL PITCHING LEADERS

## APPEARANCES

1964 Larry Gammon (11)  
 1965 Keith Liskey (9)  
 1966 Ned Turnbull (11)  
 1967 Keith Liskey (10)  
 1968 William Kelley (12)  
 1969 David Greer (14)  
 1970 Hunter Hollar (12)  
 1971 Stephen Brindle (10)  
 1972 Stephen Brindle (13)  
 1973 Stephen Brindle (10)  
 1974 Dave Lacross (11)  
 1975 Scott Gardner (9)  
 1976 Bill Harvey (16)  
 1977 Paul Voigt (9)  
 1978 Paul Voigt (10)  
 1979 Paul Voigt (11)  
 1980 Lannie Cropper (17)  
 1981 Doug Erbaugh (16)  
 1982 John Kampschror (17)  
 1983 Andy Koontz (14)  
 1984 Yogi Biggs (12)  
 1985 Tim Burcham (15)  
 1986 Bob Dement (21)  
 1987 Mark McMillan (22)  
 1988 Todd Vick (21)  
 1989 Todd Figel (16)  
 1990 Mike Long (21)  
 1991 Todd Ruvak (23)  
 1992 Kevin Stock (24)  
 1993 Don Melroy (20)  
 1994 Matt Moore (32)  
 1995 Matt Moore (29)  
 1996 Jason Sekany (28)  
 1997 Tim LaVigne (27)  
 1998 Brandon Creswell (22)  
 1999 Tommy Keiper (20)  
 2000 Tim LaVigne (26)  
 2001 Greg Hansard (21)  
 2002 Alan Zimmerer (23)  
 2003 Gabe Spooner (23)  
 2004 Casey Lambert (29)  
 2005 Casey Lambert (27)  
 2006 Michael Schwimer (36)  
 2007 Casey Lambert (28)  
 2008 Michael Schwimer (26)  
 2009 Matt Packer (32)  
 2010 Tyler Wilson (31)  
 2011 Branden Kline (32)  
 2012 Justin Thompson (34)

## INNINGS PITCHED

1964 Larry Gammon (57.2)  
 1965 Larry Gammon (58.2)  
 1966 Keith Liskey (75.0)  
 1967 Keith Liskey (80.0)  
 1968 William Kelley (64.0)  
 1969 Richard Spigone (89.0)  
 1970 Hunter Hollar (63.1)  
 1971 Stephen Brindle (70.0)  
 1972 Stephen Brindle (72.1)  
 1973 **David Lacross (70.0)**  
 1974 Barry Hollar (64.1)  
 1975 Harry Thomas (62.2)  
 1976 Harry Thomas (70.2)  
 1977 Steven Norwood (59.1)  
 1978 Marty Moore (54.0)  
 1979 Paul Voigt (72.2)  
 1980 Ricky Horton (66.2)  
 1981 Mike Gordon (90.3)  
 1982 Mike Gordon (81.2)  
 1983 John Kampschror (66.1)  
 1984 Tim Burcham (81.2)  
 1985 Tim Burcham (117.0)  
 1986 Andy Kavulich (81.0)  
 1987 David Sammons (76.2)  
 1988 Doug Johns (69.2)  
 1989 Keith Seller (74.2)  
 1990 Keith Seiler (64.1)  
 1991 Kent Kruse (87.1)  
 1992 Frank Lankford (84.0)  
 1993 Frank Lankford (88.1)  
 1994 Yates Hall (72.2)  
 1995 Seth Greisinger (97.2)  
 1996 Seth Greisinger (123.0)  
 1997 Casey Kennedy (81.2)  
 1998 Casey Kennedy (91.1)  
 1999 Brandon Creswell (90.1)  
 2000 Brandon Creswell (87.1)  
 2001 Brandon Creswell (100.0)  
 2002 Jeff Kamrath (96.0)  
 2003 Andrew Dobies (79.2)  
 2004 Andrew Dobies (108.1)  
 2005 Jeff Kamrath (101.2)  
 2006 Jacob Thompson (100.1)  
 2007 Jacob Thompson (114.0)  
 2008 Pat McAnaney (83.1)  
 2009 Danny Hultzen (95.1)  
 2010 Danny Hultzen (106.2)  
 2011 Danny Hultzen (118.0)  
 2012 Branden Kline (93.2)

## WINS

1964 Ned Turnbull (4)  
 1965 Larry Gammon (4)  
 1966 Ned Turnbull (3)  
 1967 Keith Liskey (5)  
 1968 William Kelley (3)  
 1969 Richard Spigone (7)  
 1970 Richard Spigone (5)  
 1971 Stephen Brindle (7)  
 1972 Stephen Brindle (5)  
 1973 Stephen Brindle (4)  
 1974 Harry Thomas (5)  
 1975 Scott Gardner (6)  
 1976 Greg Haden (5)  
 1977 West Lescanec (3)  
 1978 West Lescanec (4)  
 1979 Paul Voigt (6)  
 1980 West Lescanec (5)  
 1981 Mike Gordon (7)  
 1982 John Kampschror (5)  
 1983 John Kampschror (3)  
 1984 Tim Burcham (7)  
 1985 **Tim Burcham (11)**  
 1986 Andy Kavulich (7)  
 1987 Andy Kavulich (5)  
 1988 Mike Long (6)  
 1989 Keith Seller (6)  
 1990 Doug Johns (4)  
 1991 Steve Lindner (5)  
 1992 Frank Lankford (5)  
 1993 Tom Crowley (5)  
 1994 Yates Hall (6)  
 1995 Seth Greisinger (6)  
 1996 Seth Greisinger (12)  
 1997 Geoff Zawatski (7)  
 1998 Kevin Shrout (6)  
 1999 Brandon Creswell (6)  
 2000 Brandon Creswell (5)  
 2001 Brandon Creswell (7)  
 2002 Jeff Kamrath (7)  
 2003 Joe Koshansky (7)  
 2004 Matt Avery (7)  
 2005 Jeff Kamrath (9)  
 2006 Sean Doolittle (11)  
 2007 Jacob Thompson (11)  
 2008 Matt Packer (6)  
 2009 Andrew Carraway (9)  
     Danny Hultzen (9)  
     Tyler Wilson (9)  
 2010 Danny Hultzen (11)  
 2011 Danny Hultzen (12)  
 2012 Shane Halley (9)

## ERA

1964 Earle Wentz (1.50)  
 1965 Larry Gammon (1.38)  
 1966 Ned Turnbull (3.02)  
 1967 Keith Liskey (2.25)  
 1968 Hunter Hollar (3.00)  
 1969 Edward Kihm (1.88)  
 1970 Richard Spigone (2.36)  
 1971 Edward Kihm (1.76)  
 1972 William Judkins (1.47)  
 1973 Dave Lacross (1.67)  
 1974 Bill Harvey (1.50)  
 1975 Scott Gardner (2.43)  
 1976 Greg Haden (3.57)  
 1977 Steven Norwood (1.90)  
 1978 West Lescanec (2.09)  
 1979 Paul Voigt (2.60)  
 1980 Ricky Horton (2.70)  
 1981 John Kampschror (3.36)  
 1982 Todd Kirtley (4.15)  
 1983 Andy Koontz (3.38)  
 1984 Tim Burcham (2.53)  
 1985 **Tim Burcham (1.77)**  
 1986 Bob Dement (2.70)  
 1987 David Sammons (4.93)  
 1988 Adam Syrek (2.83)  
 1989 Kevin Stock (3.04)  
 1990 Tony Moore (4.30)  
 1991 Steve Lindner (1.43)  
 1992 Deron Dowhower (2.25)  
 1993 Don Lelroy (3.00)  
 1994 Derrick Cusick (3.54)  
 1995 Patrick Daneker (3.57)  
 1996 **Seth Greisinger (1.76)**  
 1997 Andy Lee (2.70)  
 1998 Bradley Nuckols (2.52)  
 1999 Jon Metzger (3.53)  
 2000 Dan Street (.69)  
 2001 Dan Street (2.76)  
 2002 Jeff Kamrath (3.28)  
 2003 Mike Ballard (1.93)  
 2004 Casey Lambert (2.54)  
 2005 Jeff Kamrath (2.12)  
 2006 Sean Doolittle (2.38)  
 2007 **Jacob Thompson (1.50)**  
 2008 **Matt Packer (1.14)**  
 2009 Danny Hultzen (2.17)  
 2010 Danny Hultzen (2.78)  
 2011 **Danny Hultzen (1.37)**  
 2012 Kyle Crockett (2.15)

## STRIKEOUTS

1964 Larry Gammon (50)  
 1965 Larry Gammon (30)  
 1966 **Ned Turnbull (84)**  
 1967 Keith Liskey (54)  
 1968 William Kelley (42)  
 1969 Richard Spigone (77)  
 1970 Richard Spigone (63)  
 1971 Edward Kihm (67)  
 1972 Stephen Brindle (53)  
 1973 Dave Lacross (48)  
 1974 Barry Hollar (55)  
 1975 Harry Thomas (42)  
 1976 Harry Thomas (65)  
 1977 Steven Norwood (68)  
 1978 Marty Moore (43)  
 1979 Paul Voigt (62)  
 1980 Ricky Horton (70)  
 1981 **Mike Gordon (87)**  
 1982 Mike Gordon (46)  
 1983 Tim Burcham (39)  
 1984 Tim Burcham (87)  
 1985 **Tim Burcham (146)**  
 1986 Andy Kavulich (58)  
 1987 David Sammons (51)  
 1988 Doug Johns (55)  
 1989 Keith Seller (63)  
 1990 Kent Kruse (58)  
 1991 Kent Kruse (76)  
 1992 Frank Lankford (62)  
 1993 Frank Lankford (81)  
 1994 Yates Hall (104)  
 1995 Seth Greisinger (97)  
 1996 Seth Greisinger (141)  
 1997 Casey Kennedy (48)  
 1998 Kevin Shrout (93)  
 1999 Brandon Creswell (84)  
 2000 Kevin Shrout (61)  
 2001 Brandon Creswell (75)  
 2002 Jeff Kamrath (67)  
 2003 Andrew Dobies (72)  
 2004 Andrew Dobies (109)  
 2005 Jeff Kamrath (80)  
 2006 Sean Doolittle (108)  
 2007 Jacob Thompson (101)  
 2008 Pat McAnaney (93)  
 2009 Danny Hultzen (107)  
 2010 **Danny Hultzen (123)**  
 2011 **Danny Hultzen (165)**  
 2012 Branden Kline (94)

Yearly ACC leaders denoted in **bold**



# SINGLE-SEASON TEAM RECORDS

## BATTING

### Batting Average

1.	.333	1985
2.	.331	2010
3.	.328	1981
4.	.327	2009
5.	.325	1988
6.	.322	2006
7.	.317	1986
8.	.314	2007
9.	.307	2000
10.	.304	2011

### At-Bats

1.	2343	2009
2.	2334	2011
3.	2295	2010
4.	2162	1996
5.	2156	2007
6.	2131	2006
7.	2102	2008
8.	2051	2004
9.	2027	2005
10.	1994	2002

### Hits

1.	767	2009
2.	759	2010
3.	709	2011
4.	687	2006
5.	667	2007
6.	626	1985
7.	609	2008
8.	605	2000
9.	596	2004
10.	591	1988

### Runs

1.	525	2010
2.	507	2009
3.	471	2011
4.	467	1985
5.	464	2006
6.	438	1988
7.	435	2007
8.	416	2004
9.	409	2012
10.	387	1982

### Doubles

1.	160	2010
2.	148	2011
3.	138	2009
4.	125	1985
5.	122	2006
6.	122	1997
7.	120	2008
8.	115	2007
9.	111	2002
10.	110	1995

### Triples

1.	32	2012
		2010
3.	28	2009
4.	27	1993
5.	22	2006
6.	20	2004
7.	18	2008
8.	17	2001
	17	1989
10.	16	2005
	16	2007
	16	2011

### Home Runs

1.	67	1988
2.	62	1996
3.	61	2010
4.	60	2002
5.	59	2009
	59	1998
7.	58	1997
8.	57	1986
9.	55	1982
10.	52	1990

### Runs Batted In

1.	484	2010
2.	468	2009
3.	432	2011
4.	416	2006
5.	411	1985
6.	396	2007
7.	379	2012
8.	371	1988
9.	366	2004
10.	350	2008

### Total Bases

1.	1166	2010
2.	1138	2009
3.	964	2011
4.	928	2006
5.	922	1985
6.	920	2007
7.	907	1988
8.	893	2002
9.	855	1990
10.	853	1998

### Slugging Pct.

1.	.508	2010
2.	.499	1988
3.	.486	2009
4.	.470	1978
	.470	1997
6.	.448	2002
7.	.440	1981
8.	.439	1987
9.	.435	2006
10.	.431	2001

### Stolen Bases

1.	134	2008
2.	128	2007
3.	125	1990
4.	119	2009
5.	115	2006
6.	98	2004
7.	93	2010
8.	90	2011
9.	86	1997
10.	85	1988

## PITCHING

### ERA

1.	1.77	1950
2.	2.23	1971
3.	2.24	2011
4.	2.43	1968
5.	2.74	2005
6.	2.81	2007
	2.81	1965
	2.81	1970
9.	2.91	1967
10.	2.95	1973

### Innings Pitched

1.	612.0	2011
2.	583.0	2009
3.	581.1	2010
4.	563.1	1996
5.	553.2	2007
6.	551.1	2006
7.	548.0	2008
8.	538.2	2005
9.	530.2	2004
10.	527.1	2012

### Strikeouts

1.	664	2011
2.	593	2009
3.	551	2008
4.	547	2010
5.	519	2006
6.	451	2012
		1998
8.	447	1994
9.	430	1995
10.	425	1999

### Strikeouts/9 Inn.

1.	10.88	1949
2.	9.76	2011
3.	9.15	2009
4.	9.12	1994
5.	9.05	2008
6.	8.60	1950
7.	8.52	1998
8.	8.47	2010
	8.47	2006
10.	8.22	1985
	8.22	1995

### BB/9 Innings

1.	1.72	1947
2.	2.28	2011
3.	2.55	2006
4.	2.71	2007
5.	2.72	1967
6.	2.74	2005
7.	2.78	2009
8.	2.97	2004
9.	3.00	2008
10.	3.21	2012

### Complete Games

1.	22	1974
2.	12	2001
	12	1965
	12	1967
	12	1968
	12	1982
7.	11	1996
8.	10	1986
9.	7	1993
10.	6	2000

### Shutouts

1.	16*	2011
2.	11	2005
3.	10	2006
4.	9	2007
5.	6	1996
6.	5	2009
	5	2003
8.	3	2002
9.	2	2012
	2	2010
	2	2000
	2	2001
	2	2004

## MISCELLANEOUS

### Fielding Pct.

1.	.978	2011
2.	.977	2010
3.	.975	2005
4.	.973	2004
5.	.972	2012
		2009
7.	.971	2007
8.	.970	2006
9.	.967	2008
10.	.966	1985

### Team Wins

1.	56	2011
2.	51	2010
3.	49	2009
4.	47	2006
5.	45	2007
6.	44	1996
	44	2004
8.	41	2005
9.	39	2012
		2008

### Consecutive Wins

1.	19	2009
2.	14	2010
	14	2004
4.	13	2011
	13	2007
6.	12	2011
	12	2004
8.	11	2005
	11	2008
10.	10	2012

# AWARDS AND HONORS

## NATIONAL AWARDS

### ABCA ALL-AMERICANS

1996	Seth Greisinger, P.....	1st
2006	Sean Doolittle, UTL.....	2nd
2007	Jacob Thompson, RHP.....	1st
2009	Danny Hultzen, UTL.....	1st
2009	Jarrett Parker, OF.....	2nd
2010	Danny Hultzen, LHP.....	1st
2010	Kevin Arico, RHP.....	2nd
2011	Danny Hultzen, LHP.....	1st
2011	Branden Kline, RHP.....	2nd
2011	John Hicks, C.....	3rd

### BASEBALL AMERICA ALL-AMERICANS

1985	Tim Burcham, P.....	2nd
1994	Brian Buchanan, OF.....	1st
1996	Seth Greisinger, P.....	1st
2004	Joe Koshansky, UTL.....	3rd
2005	Ryan Zimmerman, 3B.....	2nd
2006	Sean Doolittle, UTL.....	2nd
2007	Jacob Thompson, RHP.....	1st
2009	Jarrett Parker, OF.....	2nd
2009	Danny Hultzen, UTL.....	3rd
2010	Danny Hultzen, LHP.....	2nd
2011	Danny Hultzen, UTL.....	1st

### COLLEGIATE BASEBALL/LOUISVILLE SLUGGER ALL-AMERICANS

1994	Brian Buchanan, OF.....	2nd
1996	Seth Greisinger, P.....	1st
2004	Joe Koshansky, UTL.....	2nd
2006	Sean Doolittle, 1B.....	2nd
2007	Jacob Thompson, RHP.....	1st
2007	Sean Doolittle, UTL.....	3rd
2009	Jarrett Parker, OF.....	3rd
2010	Kevin Arico, RHP.....	1st
2010	Danny Hultzen, LHP.....	1st
2010	Phil Gosselin, OF.....	3rd
2011	Danny Hultzen, UTL.....	1st
2011	Branden Kline, RHP.....	2nd
2011	John Hicks, C.....	3rd

## COLLEGE BASEBALL INSIDER ALL-AMERICANS

2004	Joe Koshansky, UTL.....	1st
2004	Ryan Zimmerman, 3B.....	HM
2006	Sean Doolittle, UTL.....	2nd
2007	Jacob Thompson, SP.....	1st

## NCBWA ALL-AMERICANS

2005	Ryan Zimmerman, 3B.....	3rd
2006	Sean Doolittle, UTL.....	2nd
2007	Jacob Thompson, SP.....	1st
2008	Michael Schwimer, RP.....	3rd
2009	Danny Hultzen, UTL.....	2nd
2009	Jarrett Parker, OF.....	2nd
2010	Kevin Arico, RHP.....	1st
2010	Danny Hultzen, LHP.....	1st
2010	Phil Gosselin, OF.....	3rd
2011	Danny Hultzen, UTL.....	1st
2011	Branden Kline, RHP.....	2nd
2011	Will Roberts, RHP.....	2nd

## RIVALDS.COM ALL-AMERICANS

2007	Jacob Thompson, SP.....	1st
2007	Sean Doolittle, UTL.....	2nd
2009	Jarrett Parker, OF.....	1st
2010	Danny Hultzen, LHP.....	1st

## PERFECT GAME ALL-AMERICANS

2011	Danny Hultzen, UTL.....	1st
2011	Branden Kline, RP.....	2nd

## USA TODAY SPORTS WEEKLY ALL-AMERICANS

2004	Joe Koshansky, UTL.....	2nd
------	-------------------------	-----

## JOHN OLERUD TWO-WAY PLAYER AWARD

2011	Danny Hultzen
------	---------------

## LOWE'S SENIOR CLASS AWARD

2011	Tyler Wilson
------	--------------

## NATIONAL COACHING HONORS

### COLLEGE BASEBALL INSIDER NATIONAL COACH OF THE YEAR

2004	Brian O'Connor
2009	Brian O'Connor

### NCBWA NATIONAL COACH OF THE YEAR

2009	Brian O'Connor
------	----------------

## FRESHMAN AWARDS

### BASEBALL AMERICA FRESHMAN ALL-AMERICANS

2005	Sean Doolittle, UTL.....	1st
2006	Jacob Thompson, RHP.....	1st
2006	David Adams, 2B.....	2nd
2009	Danny Hultzen, UTL.....	1st

### COLLEGIATE BASEBALL/LOUISVILLE SLUGGER FRESHMAN ALL-AMERICANS

2005	Sean Doolittle, UTL
2005	Robert Poutier, RHP
2005	Pat McAnaney, LHP
2006	David Adams, IF
2006	Jeremy Farrell, IF
2006	Greg Miclat, IF
2006	Jacob Thompson, RHP
2008	Dan Grovatt, OF
2009	Danny Hultzen, UTL
2009	Steven Proscia, IF
2012	Derek Fisher, OF

### NCBWA FRESHMAN ALL-AMERICANS

2009	Danny Hultzen, UTL.....	1st
2012	Derek Fisher, OF.....	2nd

SEAN DOOLITTLE



JOE KOSHANSKY



## AWARDS AND HONORS

### POSTSEASON HONORS

#### ACC TOURNAMENT MVP

- 1996 Seth Greisinger, P
- 2009 Dan Grovatt, OF
- 2011 Steven Proscia, 3B

#### ALL-ACC TOURNAMENT

- 1989 Chris Kughn, OF
- 1900 Kevin O'Sullivan, C
- 1991 Jason Cook, SS
- Kevin O'Sullivan, C
- 1996 E.J. Anderson, DH
- John Galloway, OF
- Seth Greisinger, P
- Adam Robinson, SS
- Brian Sherlock, 3B
- Symmion Willis, OF
- 2000 Jon Benick, 1B
- Tim LaVigne, SS
- 2003 Joe Koshansky, UTL
- 2005 Matt Avery, RHP
- Sean Doolittle, UTL
- Tom Hagan, 1B/DH
- Scott Headd, C
- Kyle Werman, 2B
- Ryan Zimmerman, 3B
- 2008 David Coleman, OF
- 2009 Dan Grovatt, OF
- Danny Hultzen, UTL
- Franco Valdes, C
- 2011 Steven Proscia, 3B
- Kenny Swab, OF
- Chris Taylor, SS
- 2012 Colin Harrington, OF

#### NCAA REGIONAL ALL-TOURNAMENT TEAM

- 2004 **Charlottesville**
- Matt Avery, P
- Scott Headd, C

- 2005 Tim Henry, OF
- Joe Koshansky, 1B
- Ryan Zimmerman, 3B
- Corvallis**
- 2006 Kyle Werman, 2B
- Charlottesville**
- Sean Doolittle, 1B
- Brandon Guyer, OF
- 2007 **Charlottesville**
- Sean Doolittle, P
- Beau Seabury, C
- 2008 **Fullerton**
- John Barr, OF
- 2009 **Irvine**
- Franco Valdes, C (MOP)
- Danny Hultzen, LHP
- Phil Gosselin, 2B
- Jarrett Parker, OF
- Steven Proscia, 3B
- 2010 **Charlottesville**
- John Barr, DH
- Phil Gosselin, OF
- John Hicks, 1B
- Branden Kline, P
- Jarrett Parker, OF
- Franco Valdes, C
- 2011 **Charlottesville**
- Danny Hultzen, P/DH (MOP)
- John Barr, OF
- John Hicks, C
- David Coleman, OF
- Steven Proscia, 3B
- Will Roberts, P
- Chris Taylor, SS
- 2012 **Charlottesville**
- Nate Irving, C
- Stephen Bruno, 3B

#### COLLEGE WORLD SERIES ALL-TOURNAMENT TEAM

- 2009 Tyler Cannon, SS

### ACC HONORS

#### ACC TEAM CHAMPIONSHIPS

##### Regular Season

- 1972\*
- 1985
- 2010 (Coastal Division)
- 2011 (Coastal Division)

##### Tournament

- 1996\*
- 2009\*
- 2011\*
- \*Official ACC champion

#### ACC COACH OF THE YEAR

- 1985 Dennis Womack
- 2004 Brian O'Connor
- 2010 Brian O'Connor
- 2011 Brian O'Connor

#### ACC PLAYER OF THE YEAR

- 2004 Joe Koshansky
- 2006 Sean Doolittle

#### ACC PITCHER OF THE YEAR

- 2010 Danny Hultzen
- 2011 Danny Hultzen

#### ACC FRESHMAN OF THE YEAR

- 2009 Danny Hultzen

# AWARDS AND HONORS

## ACC ALL-ACADEMIC BASEBALL TEAM

<b>2006</b>	Andrew Carraway Tom Hagan Tim Henry
<b>2007</b>	Andrew Carraway Neal Davis Brandon Marsh Mike Mitchell
<b>2008</b>	Andrew Carraway Neal Davis Dan Grovatt Jarrett Parker
<b>2009</b>	Phil Gossselin Dan Grovatt Danny Hultzen Robert Morey Robert Poutier
<b>2010</b>	Neal Davis Danny Hultzen Branden Kline Robert Morey
<b>2011</b>	Danny Hultzen Whit Mayberry Tyler Wilson Cody Winiarski
<b>2012</b>	Colin Harrington Nate Irving Branden Kline

## ALL-ACC TEAMS

<b>1956</b>	Chuck Arnold, OF ..... 1st Bob Hardy, 1B ..... 2nd
<b>1957</b>	Herb Busch, P ..... 2nd Chuck Arnold, OF ..... 2nd
<b>1959</b>	Reece Whitley, C ..... 1st
<b>1961</b>	Bill Timberlake, 2B ..... 1st
<b>1962</b>	Bill Spencer, P ..... 1st George Farson, C ..... 2nd Pete Limburg, 2B ..... 2nd
<b>1963</b>	Carl Gibson, 2B ..... 2nd Larry Tate, OF ..... 2nd
<b>1964</b>	John Pincavage, OF ..... 2nd
<b>1965</b>	John Pincavage, OF ..... 1st Larry Gammon, P ..... 2nd
<b>1966</b>	Ned Turnbull, P ..... 2nd
<b>1969</b>	Steve Bryant, OF ..... 2nd
<b>1970</b>	Steve Bryant, OF ..... 1st Mike Cubbage, SS ..... 2nd

<b>1971</b>	Mike Cubbage, SS ..... 1st Sam Beale, C ..... 2nd Ed Kihm, P ..... 2nd Steve Sroba, OF ..... 2nd
<b>1972</b>	Robbin Marvin, OF ..... 1st
<b>1972</b>	Steve Sroba, OF ..... 2nd
<b>1973</b>	Dean Pallotta, SS ..... 1st Dave Bratt, OF ..... 2nd Steve Sroba, OF ..... 2nd
<b>1974</b>	Dean Pallotta, SS ..... 1st Dan Bernstein, C ..... 2nd Harry Thomas, P ..... 2nd Jon Williams, 3B ..... 2nd
<b>1975</b>	Peter Anderson, OF ..... 1st Dean Pallotta, SS ..... 2nd
<b>1976</b>	Bob Emerson, 2B ..... 1st Tony Zentgraf, 3B ..... 1st
<b>1977</b>	Duke Duncan, 1B ..... 2nd Steve Norwood, P ..... 2nd
<b>1978</b>	David Duff, C ..... 1st Duke Duncan, 1B ..... 1st Steve Norwood, P ..... 2nd Drew Schuett, OF ..... 2nd
<b>1979</b>	Drew Schuett, OF ..... 1st Paul Voigt, P ..... 1st Jeff Musser, OF ..... 2nd
<b>1980</b>	Mark Meleski, SS ..... 1st Rickey Horton, P ..... 2nd Jeff Musser, OF ..... 2nd
<b>1981</b>	Mark Meleski, SS ..... 1st Jay West, OF ..... 1st
<b>1982</b>	Glenn Harris, 1B ..... 2nd
<b>1982</b>	Steve Heon, 2B ..... 2nd George Priftis, 3B ..... 2nd
<b>1983</b>	George Priftis, 2B ..... 1st Tony Latham, OF ..... 1st
<b>1985</b>	Tim Burcham, P ..... 1st Jeff Booker, 1B ..... 2nd Bill Narleski, SS ..... 2nd
<b>1986</b>	Bob Dement, P ..... 1st Bill Narleski, SS ..... 1st Keith Kowalski, 2B ..... 2nd
<b>1987</b>	Bill Narleski, SS ..... 2nd
<b>1988</b>	Kevin McDonald, OF ..... 2nd
<b>1989</b>	Chris Kughn, OF ..... 1st Keith Lee, DH ..... 2nd
<b>1990</b>	Kevin O'Sullivan, C ..... 1st Bobby Rivell, 2B ..... 1st

	Steve Cunha, OF ..... 2nd Mike Lindner, 1B ..... 2nd
<b>1991</b>	Kevin O'Sullivan, C ..... 1st Todd Ruyak, P ..... 2nd Kevin Stock, UTL ..... 2nd
<b>1993</b>	Tom Crowley, 2B ..... 1st
<b>1994</b>	Brian Buchanan, OF ..... 1st
<b>1995</b>	Justin Counts, UTL ..... 2nd
<b>1996</b>	Seth Greisinger, P ..... 2nd Adam Robinson, SS ..... 2nd
<b>1997</b>	Adam Robinson, SS ..... 2nd
<b>1999</b>	Jon Benick, UTL ..... 2nd
<b>2000</b>	Jon Benick, UTL ..... 1st Tim LaVigne, SS ..... 2nd Robbie Marvin, 2B ..... 2nd
<b>2001</b>	Brandon Creswell, P ..... 1st Dan Street, UTL ..... 1st
<b>2002</b>	Dan Street, DH ..... 2nd Jeff Kamrath, SP ..... 2nd
<b>2003</b>	Joe Koshansky, UTL ..... 1st
<b>2004</b>	Joe Koshansky, UTL ..... 1st Ryan Zimmerman, 3B ..... 1st Mark Reynolds, SS ..... 2nd Andrew Dobies, P ..... 2nd
<b>2005</b>	Jeff Kamrath, RHP ..... 1st Sean Doolittle, UTL ..... 2nd Ryan Zimmerman, 3B ..... 2nd
<b>2006</b>	Sean Doolittle, UTL ..... 1st Tom Hagan, 1B ..... 1st Jacob Thompson, RHP ..... 2nd Brandon Marsh, OF ..... 2nd
<b>2007</b>	Sean Doolittle, UTL ..... 1st Brandon Guyer, OF ..... 1st Jacob Thompson, RHP ..... 1st David Adams, 2B ..... 2nd Casey Lambert, LHP ..... 2nd
<b>2008</b>	Greg Miclat, SS ..... 1st Pat McAnaney, LHP ..... 2nd
<b>2009</b>	Tyler Cannon, SS ..... 1st Phil Gosselin, 2B ..... 1st Dan Grovatt, OF ..... 1st Danny Hultzen, UTL ..... 1st Jarrett Parker, OF ..... 1st
<b>2010</b>	Kevin Arico, RHP ..... 1st Phil Gosselin, OF ..... 1st Danny Hultzen, LHP ..... 1st Tyler Cannon, SS ..... 2nd Robert Morey, RHP ..... 2nd Jarrett Parker, OF ..... 2nd Keith Werman, 2B ..... 2nd
<b>2011</b>	David Coleman, OF ..... 1st John Hicks, C ..... 1st Danny Hultzen, LHP ..... 1st Branden Kline, RHP ..... 1st Steven Proscia, 3B ..... 1st John Barr, OF ..... 2nd Tyler Wilson, RHP ..... 2nd
<b>2012</b>	Branden Kline, SP ..... 2nd Justin Thompson, RP ..... 2nd Keith Werman, 2B ..... 2nd

## USA BASEBALL

Seven Virginia players have represented the United States with USA Baseball National Teams. The full list is below:

Name	Pos.	Year	Tournament (Place)
Bill Narleski	INF	1986	World Championships (Bronze Medal)
Seth Greisinger	P	1996	Olympics (Bronze Medal)
Ryan Zimmerman	INF	2004	World University Games (Gold Medal)
Sean Doolittle	INF/P	2005	FISU World Championship (Champions)
		2006	FISU World Championships (Champions)
Mark Reynolds	INF	2006	Won Olympic qualifying tournament
Jacob Thompson	P	2007	Pan American Games (Silver Medal)
Branden Kline	P	2011	N/A

## 1934 CAVALIERS



# YEAR-BY-YEAR RESULTS

### 1889 (7-0)

#### COACH: unknown

CAPTAIN: Harry S. Bailey

MANAGER: Felix H. Levy

Richmond Col.	W, 13-4
Washington & Lee	W, 24-9
Episcopal HS	W, 22-10
Navy	W, 11-2
VMI	W, 19-4
Washington & Lee	W, 18-5
Johns Hopkins	W, 6-4

### 1890 (4-8)

#### COACH: unknown

CAPTAIN: A. Lee Thurman

MANAGER: J. R. A. Hobson

Lehigh	L, 6-10
Lehigh	L, 6-9
Richmond Col.	L, 5-9
Lafayette	W, 15-3
Pennsylvania	L, 4-5
VMI	W, 13-7
Johns Hopkins	W, 7-1
Lehigh	L, 4-6
Lafayette	L, 6-7
Pennsylvania	L, 2-25
Princeton	L, 4-9
Johns Hopkins	W, 11-0

### 1891 (16-5)

#### COACH: unknown

CAPTAIN: Buchanan Schley, Jr.

MANAGER: R. D. Anderson

Boston Association	L, 4-6
Boston Association	L, 1-19
Dartmouth	W, 18-4
Dartmouth	W, 5-0
Lafayette	L, 2-6
Lafayette	W, 15-0
Washington & Lee	W, 21-4
VMI	W, 24-0
North Carolina	W, 6-1
Johns Hopkins	L, 13-16
Swarthmore	W, 14-2
Swarthmore	W, 7-4
ODU of Richmond	W, 8-0
All Virginia	W, 18-0
Cornell	W, 1-0
Olympics of Louisville	W, 5-0
Pastimes of Baltimore	W, 9-0
Johns Hopkins	L, 1-2
Johns Hopkins	W, 13-3
Columbian Ath. Club	W, 4-1
Columbian Ath. Club	W, 11-3

### 1892 (9-8-1)

#### COACH: unknown

CAPTAIN: Mendell L. Smith

MANAGER: J. Breckenridge Robertson

Boston	L, 0-22
Boston	L, 3-19
Vermont	L, 1-10
Dartmouth	W, 11-2

Lafayette W, 20-12

Lafayette W, 12-0

Lehigh L, 6-9

Lehigh W, 8-6

Princeton L, 0-10

Vanderbilt L, 4-5

North Carolina W, 5-2

North Carolina L, 5or4-6or7

Johns Hopkins W, 6-5

Washington & Lee T, 2-2

Baltimore Y.M.C.A. W, 8-4

Hampden-Sydney W, 9-7

Columbian Ath. Club L, 5-8

Columbian Ath. Club W, 7-2

### 1893 (10-5-1)

#### COACH: unknown

CAPTAINS: Murray M. McGuire and

Mendell L. Smith

MANAGER: R. D. Anderson

Yale L, 8-14

Yale L, 4-11

Harvard T, 1-1

Vermont W, 6-5

Vermont L, 4-7

North Carolina W, 5-2

Lafayette W, 11-2

Lafayette W, 15-4

Univ. of the South W, 13-5

Randolph-Macon W, 16-0

World's Fair Baseball Tourney

June

26 Illinois W, 11-7

29 Wisconsin W, 14-4

July

1 Illinois W, 11-7

6 Wesleyan Univ. W, 6-0

11 Amherst L, 6-8

12 Yale L, 2-6

Note: Virginia finished second in

eight-team field behind Yale.

### 1894 (9-7)

#### COACH: unknown

CAPTAIN: Mendell L. Smith

MANAGER: J. Breckenridge Robertson

Columbia W, 6-1

Lehigh W, 11-4

Yale L, 4-28

Yale L, 11-13

Vermont L, 5-12

Vermont W, 11-8

Baltimore L, 0-28

Baltimore L, 5-11

Columbia W, 23-5

Wake Forest W, 5-2

Penn State Col. W, 14-4

Georgetown W, 3-2

North Carolina L, 2-4

North Carolina W, 10-2

Lafayette L, 3-7

Lafayette W, 7-5

### 1895 (10-7)

#### COACH: unknown

CAPTAIN: J. Garnett Nelson

MANAGER: Jonathan Bryan

New York L, 0-12

St. Albans W, 11-3

Vermont (10) W, 3-2

Vermont W, 13-5

Rutgers W, 9-2

Lehigh W, 15-9

Yale L, 9-15

Yale L, 3-6

Washington & Lee W, 13-0

Franklin & Marshall W, 8-1

Franklin & Marshall W, 5-0

Georgetown W, 5-3

Pennsylvania L, 3-8

Cornell L, 0-6

Cornell L, 2-11or6

Georgetown L, 2-16

North Carolina L, 7-0

### 1896 (7-10)

#### COACH: unknown

CAPTAIN: Murray M. McGuire

MANAGER: McLane Tilton, Jr.

Lehigh W, 25-3

Princeton L, 4-5

Yale L, 4-12

Yale L, 7-8

Johns Hopkins W, 15-8

Hobart L, 4-7

Hobart L, 2-3

Trinity W, 6-4

North Carolina L, 6-14

St. John's W, 18-12

St. Albans W, 4-3

Cornell W, 6-5

Georgetown L, 11-31

Georgetown L, 0-7

Pennsylvania L, 2-3

Lehigh L, 6-10

Princeton W, 10-6

### 1897 (8-5)

#### COACH: unknown

CAPTAIN: John Lawrence, Vick Bonney

MANAGER: Elbert Lee Trinkle

Woodberry Forest W, 14-4

Locust Dale W, 18-6

North Carolina W, 7-6

Wake Forest W, 10-3

Vermont W, 14-1

Vermont W, 12-4

Lafayette L, 11-9

Pennsylvania L, 7-13

Lehigh L, 3-8

Yale W, 13-5

Yale L, 13-15

Princeton L, 3-9

North Carolina W, 10-4

### 1898 (15-8)

#### COACH: unknown

CAPTAIN: John Lawrence Vick Bonney

MANAGER: Don Preston Peters

McCabe's School W, 27-2

Episcopal HS W, 5-3

Woodberry Forest W, 11-5

Pantops Academy W, 12-5

Lafayette W, 12-8

Lehigh W, 13-3

Yale W, 9-0

Yale L, 0-5

Princeton W, 14-10

Harvard L, 5-7

Richmond L, 6-8

Richmond L, 12-19

Washington & Lee W, 2-1

Washington & Lee W, 20-0

Georgetown W, 13-6

St. John's W, 26-5

Georgetown W, 9-5

Georgetown L, 7-10

Pennsylvania L, 3-9

Princeton L, 5-12

St. Paul's W, 19-2

Wesleyan L, 4-6

Yale W, 4-0

### 1899 (13-6)

#### COACH: unknown

CAPTAIN: W. A. Martin

MANAGER: A. W. Aston

Episcopal HS W, 7-1

Lafayette W, 7-5

Cornell W, 14-5

Lehigh W, 8-3

Yale W, 10-3

Yale W, 10-4

Princeton W, 19-4

Princeton L, 6-18

Boston L, 3-14

Boston L, 1-15

Harvard L, 3-9

Pennsylvania W, 18-3

Pennsylvania W, 6-4

Georgetown L, 6-8

Maryland W, 10-2

St. Albans W, 23-3

Georgetown L, 5-6

West Virginia W, 8-5

Trinity W, 12-0

### 1900 (9-6)

#### COACH: unknown

CAPTAIN: Brodie C. Nalls

MANAGER: N. P. Cocke

Woodberry Forest W, 23-3

Episcopal HS W, 16-4

Cornell W, 6-5

Gallaudet W, 9-3

Franklin & Marshall L, 2-5

Lehigh L, 0-2

Howard L, 0-7

Yale L, 7-8

Princeton L, 3-9

Pennsylvania L, 7-8

Pennsylvania W, 19-4

Washington & Lee W, 12-0

VMI W, 22-0

Blacksburg W, 12-0

Roanoke Col. W, 17-2

### 1901 (12-8)

#### COACH: unknown

CAPTAIN: C. P. Carter

MANAGER: R. E. Lee Taylor

Bellevue HS W, 29-6

St. Albans W, 6-0

Locust Dale W, 12-2

Lafayette W, 10-9

Episcopal HS W, 12-0

Woodberry Forest W, 19-0

Lehigh W, 13-2

Boston (AL) L, 0-23

Yale L, 6-9

Princeton L, 10-19

Princeton L, 5-9

Harvard L, 5-8

Cornell L, 2-9

North Carolina W, 9-2

Georgetown L, 0-13

Maryland W, 16-13

Georgetown L, 6-9

Washington & Lee W, 9-8

Virginia Tech W, 8-3

Roanoke Col. W, 8-5

### 1902 (13-7-1)

#### COACH: unknown

CAPTAIN: C. P. Carter

MANAGER: Owsley Brown

Locust Dale W, 15-0

Miller's School W, 15-2

St. Albans L, 3-14

Lehigh W, 14-10

Pennsylvania L\* forfeit

Yale (10) T, 2-2



# YEAR-BY-YEAR RESULTS

## 1903 (15-6-1)

### COACH: unknown

CAPTAIN: J. Beverley Pollard  
MANAGER: Armistead M. Dobie

Miller School	W, 8-4
Woodberry School	W, 15-0
Locust Dale	W, 12-1
St. Alban's	W, 10-1
Lafayette	W, 17-2
Lafayette	L, 2-12
Pennsylvania	W, 1-0
Pennsylvania	L, 1-3
Gettysburg	W, 3-2
Syracuse	L, 7-8
Lehigh	W, 4-0
Yale	L, 2-9
Brown's School	W, 6-1
VMI	W, 7-1
Virginia Tech	W, 14-2
NC State	W, 4-0
North Carolina	L, 3-10
North Carolina	T, 15-15
Davidson	W, 8-1
Virginia Tech	W, 13-4
North Carolina	L, 1-4
Roanoke Col.	W, 2-1

## 1904 (16-9)

### COACH: unknown

CAPTAIN: C. P. Stearns  
MANAGER: J. W. Somerville, Jr.

March

12 Woodberry Forest	L, 0-1
17 Pantops Academy	W, 6-0
19 Fishburne Military	W, 15-3
22 St. Alban's	W, 6-0
23 Randolph-Macon	W, 4-0
25 Villanova	W, 13-5
26 Villanova	L, 0-2
29 St. John's	W, 9-0
30 Lafayette	W, 10-2
31 Lafayette	W, 6-0

## April

2 Yale (1)	L, 1-4
4 Yale	L, 4-7
5 Lehigh	W, 22-9
6 Pennsylvania	L, 1-7
7 Pennsylvania	L, 1-10
9 Cornell	W, 7-6
12 Hampden-Sydney	W, 7-0
14 Virginia Tech	W, 9-0
16 at Navy	L, 3-4
18 vs. Harvard (2)	L, 4-11
19 Washington & Lee	L, 1-7
21 at NC State	W, 11-3
23 at North Carolina	W, 9-2
? Columbia	W, 11-7

May

6 Johns Hopkins	W, 15-5
-----------------	---------

## 1905 (17-7)

### COACH: unknown

CAPTAIN: J. M. Stucky  
MANAGER: H. N. Page, Jr.

March

11 Woodberry Forest	W, 3-1
18 Miller School	W, 6-1
20 Fishburne Mil. Ac.	W, 11-3
25 West Virginia	W, 7-1
27 West Virginia	L, 2-4
29 William & Mary	W, 22-0
31 Lafayette	W, 6-0

## April

1 Lafayette	L, 1-6
3 Penn State	L, 2-13
6 Pennsylvania	W, 3-2
7 vs. St. John's (3)	W, 9-4
8 at Navy	W, 7-3
15 Johns Hopkins	W, 13-5
17 Kentucky	W, 7-4
18 Davidson	W, 4-3
19 G. Washington	W, 22-1
20 St. John's	W, 19-8
22 vs. Yale (1)	L, 5-6
24 Syracuse	L, 4-8
25 Syracuse	W, 7-2
26 Virginia Tech	W, 7-1
27 Virginia Tech	W, 7-2

## May

4 at North Carolina	L, 1-6
5 vs. North Carolina	L, 2-3

## 1906 (18-10)

### COACH: unknown

CAPTAIN: A. C. Graham  
MANAGER: R. G. Camp

March

17 Richmond Col.	W, 13-5
21 Miller School	W, 19-0
23 Lafayette	L, 2-10

April

2 Penn State	L, 1-5
3 Pennsylvania	W, 7-1
4 Pennsylvania	L, 0-2
6 VMI	W, 9-0
11 Syracuse	W, 12-7
12 Princeton	L, 1-2
13 vs. Yale (1)	L, 0-11
14 vs. Yale (1)	W, 3-2
16 Lehigh	W, 11-5
17 Lehigh	W, 6-2
18 Kentucky	W, 12-3
19 Carlisle Indians	W, 11-3
20 Carlisle Indians	W, 3-1
23 vs. North Carolina (5)	L, 1-6
24 North Carolina	W * forfeit
25 NC State	W, 12-0
27 Georgia	W, 7-1
28 Georgia	W, 8-5
30 Kentucky State	W, 7-2

## May

2 at Trinity	L, 2-4
3 at North Carolina	W, 4-3
4 at Wake Forest	W, 6-5
5 at NC State	L, 4-5
9 G. Washington	L, 2-3
12 Johns Hopkins	L, 3-4

\* Losing 9-0, UNC left the field in the 9th inning after a disputed call.

## 1907 (16-6-1)

### COACH: unknown

CAPTAIN: A. S. Walker  
MANAGER: A. T. Brant

March

16 Woodberry Forest	W, 7-1
18 Fishburne School	T, 6-6
29 Cornell	L, 7-8
30 Columbia	W, 7-6

April

1 Columbia	W, 16-3
2 Lafayette	W, 6-3
3 Pennsylvania	L, 8-11
4 Pennsylvania	W, 5-2
5 Herm. Club of Rich.	W, 6-5
10 Dartmouth	L, 3-4
13 Georgetown	W, 9-0
15 North Carolina	W, 5-1
16 G. Washington	W, 8-1
17 Trinity	W, 2-1
20 vs. North Carolina (4)	W, 5-2
22 Davidson	W, 12-1
26 Georgia	W, 8-3
27 Georgia	W, 8-3

May

4 Georgetown (2)	L, 0-1
7 at Villanova	L, 4-9
8 at Princeton	W, 3-2
9 at Yale	L, 1-6
11 at Army	W, 5-1

## 1908 (12-11-1)

### COACH: unknown

CAPTAIN: John F. Hoff  
MANAGER: W. H. Jordan

March

25 Fishburne School	W, 9-5
26 Miller School	W, 15-0
28 Woodberry Forest	W, 1-0
30 Amherst	W, 1-0

April

1 Amherst	W, 5-1
2 Cornell	L, 2-4
3 Cornell	W, 4-2
6 vs. North Carolina (4)	L, 1-2
11 Georgetown	L, 2-3
13 Dartmouth	W, 10-0
14 Princeton	W, 6-2
16 vs. Princeton (5)	L, 0-1
17 Penn State	L, 5-9
20 Lehigh	W, 7-0
21 Lehigh	L, 4-6
22 North Carolina	W, 5-4
23 Pennsylvania	W, 7-5
24 Pennsylvania	L, 3-6
25 Davidson	W, 4-0
27 at Georgetown	L, 0-2

28 at Georgetown	L, 0-3
29 at Princeton	L, 0-2

May

1 at Fordham	L, 2-7
2 at Army	T, 1-1

## 1909 (19-7-1)

### COACH: unknown

CAPTAIN: John F. Hoff  
MANAGER: L. W. Tazewell, Jr.

March

15 Woodberry Forest	W, 5-3
18 Fishburne School	W, 6-0
20 Miller School	W, 10-1
25 William & Mary	W, 13-0
27 Randolph-Macon	W, 1-0
29 Colgate	W, 7-1
30 Colgate	W, 3-0

## April

1 Amherst	W, 5-4
3 vs. Yale (1)	L, 2-4
6 St. John's	W, 5-1
7 Lafayette	W, 3-2
8 Holy Cross	W, 9-3
9 Princeton	W, 4-3
12 Fordham	W, 2-1
14 Pennsylvania	W, 3-0
15 South Carolina	W, 6-1
16 South Carolina	L, 5-6
19 North Carolina (4)	W, 3-1
22 Harvard	L, 0-1
28 Davidson	W, 8-0
30 North Carolina	L, 6-7

## May

1 Georgetown	W, 7-6
4 at Princeton	L, 0-3
5 at Amherst	W, 4-1
6 at Wesleyan	T, 4-4
7 at Yale	L, 0-2
8 at Army	L, 3-4

## 1910 (7-14-1)

### COACH: Charles Rigler

CAPTAIN: R. H. Pickford  
MANAGER: Rufus T. Reid

Woodberry Forest	W, 8-0
St. John's	L, 2-6
Princeton	L, 2-5
Holy Cross	L, 2-7
Pennsylvania	L, 0-3
Pennsylvania	L, 3-8
Amherst	W, 13-10
Amherst	L, 3-16
Lafayette	W, 4-0
Lafayette	L, 2-4
North Carolina	W, 4-3
North Carolina	W, 6-2
Georgetown	W, 4-2
Harvard	L, 0-1
North Carolina	L, 0-3
Davidson	W, 12-4
Georgetown	L, 2-5
Pennsylvania	L, 4-7
Harvard	T, 1-1
Holy Cross	L, 0-2
Yale	L, 1-3
Army	W, 6-3

## 1911 (11-9)

### COACH: Charles Rigler

CAPTAIN: Thomas Clay Carter  
MANAGER: Joseph S. Moore

Jefferson School	W, 16-1
Woodberry Forest	W, 22-1
Tome	W, 12-0
Randolph-Macon	W, 3-0
Amherst	L, 2-5
Amherst	L, 2-4
Carolina	W, 3-1
Carolina	L, 0-1
St. John's	W, 5-1
Princeton	L, 1-3
Fordham	W, 4-0
Pennsylvania	L, 0-8
Carolina	L, 0-1
Georgetown	W, 8-0
VMI	W, 11-0
Georgetown	W, 4-3
Pennsylvania	L, 0-10
Fordham	W, 4-0
Brown	L, 0-3
Yale	L, 0-9

## 1912 (14-9-1)

### COACH: Charles Rigler

CAPTAIN: Thomas Clay Carter  
MANAGER: unknown

Washington Nationals	W, 5-3
Washington Nationals	L, 1-11
Jefferson	W, 11-6
Episcopal HS	W, 17-0
Amherst	L, 4-5
Amherst	W, 8-4
St. John's	W, 4-2
Princeton	L, 3-6
Yale (10)	T, 3-3
Holy Cross	L, 1-4
Cornell	W, 2-1
Montreal	L, 2-9
Trinity	W, 8-5
North Carolina	W, 2-1
North Carolina	L, 3-10
North Carolina	L, 0-4
South Carolina	W, 10-2
Georgetown	W, 4-3
North Carolina	W, 4-0
Bucknell	W, 15-4
Georgia	W, 5-1
Pennsylvania	L, 4-5
Georgetown	L, 0-5
Georgetown	W, 6-3

## 1913 (12-8)

### COACH: Jack Ryan

CAPTAIN: D. W. Neff  
MANAGER: G. F. Thornhill

Washington Nationals	L, 0-6
Holy Cross	W, 16-8
Princeton	W, 3-0
Amherst	L, 5-6
Cornell	W, 6-5
Cornell	W, 12-3
Randolph-Macon	W, 8-1
North Carolina	L, 4-5
Davidson	W, 13-1
North Carolina	W, 12-9
Georgetown	W, 13-3
South Carolina	W, 3-1
Trinity	W, 8-3
Holy Cross	L, 1-4
Catholic Univ.	L, 4-8
Georgetown	W, 8-2
Navy	L, 4-10
Princeton	W, 6-1
Yale	L, 2-4
Army	L, 3-9

## 1914 (10-7)

### COACH: Jack Ryan

CAPTAIN: J. L. White  
MANAGER: C. G. Giddings

Amherst	L, 3-5
Vermont	W, 9-1
Cornell	W, 7-1
Cornell	L, 3-5
Princeton	L, 4-10
Yale	W, 10-4
Yale	W, 8-3
Johns Hopkins	W, 6-5
VMI	W, 11-3
NC State	W, 2-0
NC State	W, 9-1
Trinity	W, 13-3
NC State	W, 6-1
Princeton	L, 4-5
Harvard	L, 2-3
Brown	L, 3-8
Yale	L, 4-17

## 1915 (14-6)

### COACH: Jack Ryan

CAPTAIN: J. L. White  
MANAGER: H. M. Robertson

Amherst	W, 5-0
Amherst	W, 7-1
Princeton	L, 1-5
Fordham	W, 5-4
Cornell	W, 4-1
Cornell	W, 2-1
Williams	W, 9-1
NC State	W, 5-2
NC State	L, 5-8
Trinity	W, 10-6
Michigan	W, 6-1
Catholic	W, 7-2
North Carolina	W, 5-3
Georgia	W, 1-0
Georgia	L, 3-5

Trinity	W, 12-10
Princeton	L, 0-4
Harvard	L, 2-10
Brown	W, 5-4
Yale	L, 2-6

## 1916 (16-8-1)

### COACH: Jack Ryan

CAPTAIN: E. W. Smith  
MANAGER: C. Tunstall

Washington	L, 1-4
Washington	L, 4-10
Washington	W, 5-4
Washington	L, 6-9
Amherst	W, 7-4
Amherst	L, 3-5
North Carolina	W, 5-2
South Carolina	W, 5-3
Georgia	W, 2-1
Williams	W, 12-6
Cornell	W, 2-1
Cornell	W, 3-2
Harvard	T, 2-2
Princeton	W, 2-1
Yale	L, 0-7
Holy Cross	W, 3-1
North Carolina	W, 8-3
Trinity	W, 21-2
Georgia	W, 16-7
Georgia	L, 1-3
VMI	W, 14-5
Princeton	L, 2-3
Harvard	L, 0-5
Williams	W, 12-6
Yale	W, 13-1

## 1917 (2-2)

### COACH: James L. White

CAPTAIN: E. W. Smith  
MANAGER: C. Tunstall

Amherst	W, 4-3
Amherst	L, 0-1
Lehigh	W, 4-0
North Carolina	L, 2-3

Remainder of schedule cancelled April 14, 1917

## 1918 (7-4)

### COACH: H. H. Lannigan

CAPTAIN: C. D. Mahood  
MANAGER: V. B. Hirst

Virginia Christian Col. W.	8-0
William & Mary	W, 11-3
Richmond Col.	W, 10-8
North Carolina	L, 0-3
North Carolina	W, 4-0
Marshall Col.	W, 16-4
North Carolina	W, 2-1
VMI	W, 14-4
West Virginia	L, 4-7
West Virginia	L, 0-9
West Virginia	L, 5-9

## 1919 (8-8-1)

### COACH: E. W. Smith

CAPTAIN: H. H. Gwathmey  
MANAGER: J. N. Greear

Richmond Col.	W, 5-4
Lincoln Memorial	L, 0-4
William & Mary	L, 0-2
Hampden-Sydney	W, 13-3
North Carolina	W, 2-1
North Carolina	T, 3-3
Georgia	L, 2-7
Georgia	L, 4-7
Davidson	L, 0-7
Randolph-Macon	W, 4-0
North Carolina	L, 1-7
Maryland State	W, 7-5
Georgia	L, 4-10
Georgia	W, 3-0
VMI	W, 2-1
North Carolina	W, 11-4
Princeton	L, 2-5

# YEAR-BY-YEAR RESULTS

## 1920 (11-7-1)

**COACH: James L. White**

CAPTAIN: William I. Pritchard  
MANAGER: Raymond Mck. Sloan

Maryland State	L, 1-3
Cornell	L, 4-7
Yale	W, 3-0
Lafayette	W, 5-1
Amherst	L, 2-4
Amherst	L, 0-2
Georgia	L, 0-4
Georgia	W, 5-4
North Carolina	W, 4-3
St. John's	W, 7-4
Johns Hopkins	W, 9-4
Harvard	T, 2-2
Auburn	W, 1-0
Auburn	L, 0-4
North Carolina	W, 8-7
South Carolina	W, 8-3
Princeton	L, 1-8
Yale	W, 1-0
Amherst	W, 4-3

## 1921 (7-15)

**COACH: W. Rice Warren**

CAPTAIN: J. Wilcox Dunn, Robert E. Hanson ("22 Curls")

MANAGER: Water T. Bergstrom (resigned), William Menefee, Jr.

Lynchburg Col.	L, 0-2
Johns Hopkins	L, 5or3-11
Penn State	L, 2-14
Fordham	L, 2-7
Dartmouth	W, 8-5
North Carolina	L, 3-5
Univ. of Richmond	W, 3-1
Cornell	L, 2-3
Cornell	L, 3-4
Williams	W, 6-5
William & Mary	W, 8-6
VMI	L, 4-7
Buffalo	L, 0-22
Company K	W, 11-0
North Carolina	L, 3-7
North Carolina	L, 2-3
Oglethorpe	W, 2-1
Oglethorpe	L, 2-11
Johns Hopkins	W, 10-9
Catholic Univ.	L, 8-9
Fordham	L, 2-8
Yale	L, 1-9

## 1922 (8-14)

**COACH: Jack Ryan**

CAPTAIN: Joseph William Dunn

MANAGER: R. V. Hatcher

Lynchburg Col.	W, 3-2
Delaware	L, 2-3
Cornell	L, 0-8
Cornell	W, 4-3
Vermont	L, 5-8
Washington & Lee	L, 7-10
Virginia Tech	W, 6-0
Oglethorpe	L, 2-4
Oglethorpe	L, 3-5
North Carolina	L, 0-6
William & Mary	W, 6-5
North Carolina	L, 0-4
North Carolina	L, 0-7
VMI	L, 1-3
West Virginia	W, 4-3
West Virginia	W, 8-0
Univ. of Richmond	L, 1-4
North Carolina	L, 0-6
Catholic Univ.	W, 3-0
Princeton	L, 2-5
Brown	W, 12-5
Yale	L, 4-13

## 1923 (11-12-1)

**COACH: Earle Neale**

CAPTAIN: Robert Randolph Parrish

MANAGER: Walter Lindsay Brown

New York Univ.	L, 6-7
Amherst	W, 14-6
Princeton	L, 4-6
Penn State	L, 1-9
Fordham	W, 10-2
William & Mary	L, 6-17
Washington & Lee	W, 14-12
Cornell	T, 10-10
Cornell	W, 10-6
Washington & Lee	L, 3-8
Richmond Col.	L, 6-19

VMI	L, 0-6
Lynchburg Col.	L, 7-8
North Carolina	L, 1-2
Georgia	L, 0-4
Georgia	W, 8-6
South Carolina	W, 10-1
Virginia Tech	W, 7-0
Davidson	W, 14-6
Maryland	W, 3-2
VMI	L, 0-4
Hampden-Sydney	W, 8-5
North Carolina	L, 3-12
North Carolina	W, 4-3

## 1924 (15-10)

**COACH: Earle Neale**

CAPTAIN: Robert Randolph Parrish

MANAGER: Charles Skinker Valentine

Amherst	W, 13-9
Amherst	W, 6-0
Roanoke	W, 8-7
Hampden-Sydney	W, 5-4
Cornell	W, 3-0
Cornell	W, 7-4
Washington & Lee	W, 3-0
William & Mary	W, 13-9
Syracuse	W, 6-4
Georgia	L, 4-8
Georgia	W, 2-1
Quantico Marines	L, 0-3
North Carolina	L, 4-7
Georgia Tech	W, 8-4
Georgia Tech	L, 1-3
North Carolina	L, 2-3
North Carolina	L, 8-13
Georgia	L, 1-2
Georgia Tech	W, 7-4
Georgia	L, 1-2
VMI	W, 8-2
VMI	W, 9-4
Washington & Lee	L, 2-4
Virginia Tech	L, 1-3
Maryland	W, 10-3

## 1925 (13-10-1)

**COACH: Earle Neale**

CAPTAIN: Thomas A. McCoy

MANAGER: Robert Sedgewick Osborn

Dartmouth	L, 1-3
Lynchburg	W, 15-1
Quantico Marines	L, 10-11
Cornell	W, 1-0
Cornell	W, 9-4
Pennsylvania	T, 5-5
Pennsylvania	W, 5-3
Princeton	W, 3-0
Bucknell	L, 2-10
Syracuse	W, 8-4
Syracuse	L, 5-10
North Carolina	L, 6-8
VMI	W, 9-2
Washington & Lee	L, 4-5
VMI	W, 5-3
North Carolina St.	L, 6-8
Maryland	W, 11-9
Navy	L, 5-9
Columbia	W, 5-4
Fordham	L, 1-8
Williams	W, 9-8
NC State	L, 2-3
North Carolina	W, 4-1
North Carolina	W, 2-1

## 1926 (11-10)

**COACH: Earle Neale**

CAPTAIN: McDonald Edward Wrenn

MANAGER: Isaac May

Pennsylvania	L, 3-9
Pennsylvania	L, 1-3
Syracuse	W, 8-2
Lehigh	W, 4-2
Rutgers	W, 17-9
North Carolina	W, 7-3
Richmond	L, 6-7
Washington & Lee	W, 5-2
Virginia Tech	L, 4-5
VMI	L, 3-4
North Carolina	L, 4-12
North Carolina	W, 6-2
Duke	W, 8-2
Washington & Lee	W, 6-5
Georgia Tech	W, 7-6
Georgia Tech	L, 6-7
Maryland	W, 6-3
Yale	L, 11-13

Columbia	L, 5-6
VMI	W, 2-1
Marines	L, 2-5

## 1927 (13-7)

**COACH: Earle Neale**

CAPTAIN: Robert Gamble Cabell

MANAGER: Bryan Black, Jr.

Springfield	L, 2-3
Bucknell	W, 7-2
Williams	L, 6-10
Hampden-Sydney	W, 12-3
Penn State	W, 3-2
Princeton	W, 6-4
VMI	W, 10-4
North Carolina	L, 7-10
Washington & Lee	L, 2-8
VMI	W, 15-3
Richmond	W, 7-0
Fordham	W, 4-2
Yale	L, 1-4
New York Univ.	L, 1-10
Maryland	W, 7-3
Washington & Lee	W, 9-8
North Carolina	W, 6-2
North Carolina	L, 10-11
Georgia	W, 6-2
Georgia	W, 9-6

## 1928 (10-10)

**COACH: Earle Neale**

CAPTAIN: John Wesley Stephens, Jr.

MANAGER: William O. Bristow, Jr.

Maryland	L, 1-3
Pennsylvania	L, 5-12
Colgate	W, 13-7
Cornell	W, 8-1
Washington & Lee	W, 4-2
Harvard	L, 5-11
VMI	W, 13-8
North Carolina	L, 4-6
Virginia Tech	W, 21-3
Virginia Tech	W, 6-0
Duke	L, 0-11
NC State	W, 3-2
Quantico Marines	L, 6-9
Maryland	W, 8-3
Navy	L, 6-7
NC State	L, 4-6
North Carolina	W, 5-3
North Carolina	L, 4-8
Univ. of Richmond	L, 1-6
Washington & Lee	W, 3-1

## 1929 (8-13)

**COACH: Earle Neale**

CAPTAIN: Middleton Elliot Randolph

MANAGER: Howard W. Holland

New York Univ.	W, 6-5
Princeton	L, 1-3
Princeton	L, 5-7
Colgate	W, 5-4
Yale	L, 3-9
Yale	L, 2-10
VMI	L, 6-8
Maryland	L, 4-10
North Carolina	L, 4-5
Davidson	L, 2-5
Washington & Lee	W, 6-5
Virginia Tech	W, 12-2
William & Mary	L, 3-19
VMI	L, 0-4
NC State	W, 7-2
Maryland	W, 3-0
Duke	L, 2-12
North Carolina	L, 4-6
North Carolina	L, 2-4
Virginia Tech	W, 8-6
Washington & Lee	W, 12-5

## 1930 (2-12)

**COACH: Roy E. Randall**

CAPTAIN: William Edgar Byrd

MANAGER: Beverley Heth Randolph, Jr.

William & Mary	L, 3-9
VMI	L, 2-12
Maryland	L, 2-11
North Carolina	L, 5-8
Washington & Lee	W, 6-2
Virginia Tech	L, 2-7
Princeton	L, 4-9
Princeton	W, 7-6
VMI	L, 1-10
NC State	L, 3-4

Maryland	L, 5-8
Navy	L, 2-5
Duke	L, 8-15
NC State	L, 5-10
North Carolina	L, 1-12

## 1931 (2-15)

**COACH: Gus K. Tebell**

CAPTAIN: James L. Ellis (Killed before season started)

MANAGER: Edwin Darius Dupree

Dartmouth	L, 2-11
Yale	L, 0-4
Yale	L, 7-9
Washington & Lee	L, 2-9
North Carolina	L, 1-6
VMI	L, 3-4
Harvard	W, 11-10
Princeton	L, 1-8
Princeton	L, 2-6
Maryland	L, 1-10
Virginia Tech	L, 4-5
NC State	W, 6-1
VMI	L, 9-14
North Carolina	L, 2-6
North Carolina	L, 4-15
Washington & Lee	L, 1-9
Virginia Tech	L, 1-6

## 1932 (12-4)

**COACH: Gus K. Tebell**

CAPTAIN: Frank P. Sippley

MANAGER: John D. Hurt

Randolph Macon	W, 4-1
Maryland	W, 8-5
North Carolina	W, 5-4
VMI (12)	W, 5-3
Washington & Lee	L, 1-2
Richmond	W, 5-3
Hampden-Sydney	W, 9-2
Virginia Tech	W, 12-8
Washington & Lee	W, 2-1
VMI	W, 15-7
Virginia Tech	W, 9-2
UNCG	L, 6-9
North Carolina	L, 3-4
U.S. Marines	W, 15-7
Navy	W, 16-2
Maryland	L, 5-9

## 1933 (8-5)

**COACH: Gus K. Tebell**

CAPTAINS: Ward W. Brewer, Charles E. Pöss

MANAGER: B. C. Baldwin, Jr.

William & Mary	W, 7-2
Vermont	W, 7-2
Randolph Macon	W, 6-4
NC State	L, 1-4
Washington & Lee	L, 0-11
Penn State	L, 2-5
Navy	W, 3-1
VMI	W, 8-0
Maryland	W, 11-6
Washington & Lee	W, 7-6
VMI	W, 4-3
UNCG	L, 1-11
Virginia Tech	L, 5-11

## 1934 (10-7)

**COACH: Gus K. Tebell**

CAPTAINS: S. P. Luck, Jr., V. H. Drissel

MANAGER: J. S. Hoghland

Trenton Univ. Club	W, 8-5
Vermont	W, 14-0
William & Mary	L, 5-6
Maryland (10)	L, 0-3
North Carolina	L, 1-3
Maryland	L, 0-8
Navy	W, 2-0
VMI	W, 8-3
Univ. of Richmond	L, 0-12
William & Mary	W, 4-3
VMI	W, 12-9
Washington & Lee	W, 2-0
Virginia Tech	W, 14-4
NC State	W, 7-6
North Carolina	L, 3-16
UNCG	L, 2-5
West Virginia	W, 22-0

Rain: 1 game with Randolph-Macon, Washington & Lee and West Virginia

## 1935 (13-8-1)

**COACH: Gus K. Tebell**

CAPTAIN: Orlin W. Rogers

MANAGER: C. W. Carnan, Jr.

Vermont	W, 4-0
Michigan	W, 4-2
VMI	L, 1-2
William & Mary (11)	T, 5-5
Maryland	L, 2-3
Long Island	L, 2-5
Richmond	L, 0-4
Washington & Lee	W, 4-1
West Virginia	W, 5-4
William & Mary	W, 15-5
Virginia Tech	W, 7-3
Washington & Lee	L, 5-7
North Carolina	L, 3-5
North Carolina	W, 4-0
Navy	W, 1-0
Richmond	W, 4-3
Virginia Tech	L, 7-11
Hampden-Sydney	W, 13-1
VMI	W, 5-1
Yale	W, 9-0
Brown (13)	W, 12-2
Amherst	L, 3-7
Vermont	Rain

Rain: 1 game with Dartmouth, Maryland and Vermont

## 1936 (11-8)

**COACH: Gus K. Tebell**

CAPTAIN: Curtis F. Bouldin

MANAGER: Claiborne McD. Pope

Vermont	W, 14-4
Vermont	W, 4-2
Dartmouth	L, 3-7
Richmond	L, 0-3
VMI	W, 15-5
Michigan	L, 4-17
Washington & Lee	L, 3-5
Virginia Tech	W, 9-8
Navy	L, 1-2
Maryland	W, 4-3
Hampden-Sydney	W, 10-2
North Carolina	L, 2-14
UNCG	W, 8-7
William & Mary	L, 2-10
Washington & Lee	L, 0-5
VMI	W, 3-1
Virginia Tech	W, 8-7
Richmond	W, 4-2
William & Mary	W, 11-4

## 1937 (8-8-1)

**COACH: Gus K. Tebell**

CAPTAIN: Robert H. Abbott

MANAGER: William W. Carson, Jr.

Dartmouth	W, 7-5
Vermont	W, 11-2
Maryland	L, 5-18
Virginia Tech	L, 0-9
Harvard	Rain
William & Mary	L, 3-5
VMI	W, 5-0
Michigan	Rain
Washington & Lee	W, 6-3
Maryland	L, 5-9
Navy	W, 7-0
William & Mary	L, 3-5
North Carolina	T, 7-7 (12)
North Carolina	L, 2-7
Virginia Tech	L, 3-6
VMI	W, 9-1
Richmond	L, 1-12</

# YEAR-BY-YEAR RESULTS

## 1938 (13-12)

**COACH: Gus K. Tebell**

**CAPTAIN:** David Todd

**MANAGER:** Charles W. Tucker

Vermont	W, 9-8
Vermont	L, 2-3
Harvard	W, 6-5
Michigan	W, 5-4
Washington & Lee	W, 2-2
Maryland	L, 1-5
Richmond	W, 1-0
VMI	W, 8-0
William & Mary	W, 7-4
VMI	L, 8-12
Virginia Tech	W, 7-4
Wake Forest	L, 4-6
North Carolina	L, 3-6
Maryland	W, 6-3
Navy	W, 5-4
Richmond	W, 7-1
Virginia Tech	L, 1-9
Wake Forest	L, 6-9
Washington & Lee	L, 3-5
Rutgers	L, 4-8
Brown	L, 6-11
Harvard	L, 8-9
Yale	W, 8-3
Amherst	W, 9-7
North Carolina	L, 5-9

## 1939 (14-6)

**COACH: Gus K. Tebell**

**CAPTAIN:** James E. Sargeant

**MANAGER:** Sidney M. Ruffin

Haverford Col.	W, 13-0
Yale	W, 8-4
Richmond	W, 2-1
Michigan	W, 2-1
North Carolina	W, 10-5
VMI	W, 6-5
William & Mary	L, 2-6
Washington & Lee	W, 10-8
North Carolina	L, 4-15
Davidson	W, 8-6
VMI	W, 15-3
Washington & Lee	W, 9-2
Virginia Tech	W, 9-5
Richmond	L, 0-7
Virginia Tech	W, 5-2
Navy	W, 6-5
Rutgers	L, 8-9
Yale	L, 3-5
Cornell	W, 8-1
Ill. Wesleyan Univ.	L, 9-10

## 1940 (18-4)

**State Champions**

**COACH: Gus K. Tebell**

**CAPTAIN:** James T. Gillette, Jr.

**MANAGER:** Bodley Brooker, Jr.

Drexel Institute	W, 7-2
Maryland	W, 6-2
Haverford	W, 14-5
Dartmouth	L, 6-7
Vermont	W, 8-6
Dartmouth	W, 6-5
Pittsburgh	W, 19-5
VMI	W, 5-2
William & Mary	W, 9-1
Michigan	W, 12-11
Virginia Tech	W, 2-1
Virginia Tech	L, 1-6
North Carolina	L, 3-6
VMI	W, 14-11
Richmond	W, 2-1
William & Mary	W, 13-11
North Carolina	L, 5-9
Washington & Lee	W, 13-2
Maryland	W, 5-4
Navy	W, 12-2
Washington & Lee	W, 11-4
Richmond	W, 5-4

## 1941 (11-8)

**COACH: Gus K. Tebell**

**CAPTAIN:** James R. Dodson, Jr.

**MANAGER:** Daniel D. Talley, III

Bridgewater	W, 8-7
Dartmouth	W, 6-1
Vermont	W, 5-2
Pittsburgh	W, 6-5
Randolph-Macon	W, 12-4
William & Mary	L, 2-8
VMI	W, 10-9
Washington & Lee	L, 2-4

Virginia Tech	W, 18-11
Michigan	L, 4-6
North Carolina	L, 7-8
Richmond	L, 1-5
Virginia Tech	W, 7-4
VMI	W, 8-2
G. Washington	L, 2-8
William & Mary	L, 5-6
Washington & Lee	W, 19-3
Navy	L, 0-9
Richmond	W, 9-6

## 1942 (7-10-1)

**COACH: Gus K. Tebell**

**CAPTAIN:** Charles M. Walsh, III

**MANAGER:** Brooke Peirce

Bridgewater	W, 6-0
Maryland	W, 16-5
Washington & Lee	T, 0-0
Richmond	W, 4-0
Washington & Lee	L, 4-6
William & Mary	W, 10-1
Michigan	L, 3-9
G. Washington	L, 5-6
North Carolina	L, 1-18
Richmond	L, 1-8
Virginia Tech	L, 7-9
VMI	L, 5-8
Hampden-Sydney	W, 24-7
North Carolina	L, 2-5
Virginia Tech	W, 3-2
VMI	W, 13-1
Navy	L, 7-15
William & Mary	L, 2-7

## 1943 (6-4)

**COACH: Gus K. Tebell**

**CAPTAIN:** Turnbull Gillette

**MANAGER:** Walter McClelland

April

6 Hampden-Sydney	W, 5-3
9 Washington & Lee	L, 8-15
10 VMI	W, 20-0
13 Washington & Lee	Rain
21 Richmond	W, 5-3
24 VMI	W, 17-5
30 Naval Pre-Flight	W, 13-5

May

1 North Carolina	W, 10-8
4 Virginia Tech	L, 7-8
5 Virginia Tech	L, 7-9
8 Richmond	L, 1-8
12 Navy	Rain

## 1944 (6-5-1)

**COACH: A. A. Corcoran**

**CAPTAIN:** David H. Turp

**MANAGERS:** Robert E. Wherle and A. F. Eisenman, Jr.

April

22 Lynchburg Cardinals	L, 7-16
29 Richmond	W, 2-0

May

10 W. Wilson Hospital	W, 6-0
13 Richmond	L, 0-9
17 Virginia Tech	L, 1-2
20 Hampden-Sydney	W, 6-1
24 CASU-21	W, 4-2
27 Camp Lee	W, 6-2
31 W. Wilson Hospital	L, 2-4

June

3 BTC #10	L, 0-9
7 Hampden-Sydney	W, 11-3
10 Camp Lee	T, 1-1

## 1945 (10-4)

**COACH: Gus K. Tebell**

**CAPTAINS:** David H. Turp and Roy

**William Richard**

**MANAGERS:** Robert E. Wherle and A. F. Eisenman, Jr.

April

7 Bridgewater	W, 20-7
18 Woodrow Wilson	W, 8-5
21 Virginia Tech	L, 1-3
28 Richmond	W, 3-1

May

5 Richmond	W, 10-1
9 Camp Lee	L, 1-12
12 Ft. Belvoir	L, 1-2
16 W. Wilson Hospital	W, 6-1
19 Maryland	W, 10-3
22 Bridgewater	W, 15-2
30 Hampden-Sydney	W, 22-3

June

2 Virginia Tech	W, 2-1
6 Norfolk Naval	L, 1-6
9 Maryland	W, 8-1

## 1946 (11-7-1)

**COACH: Gus K. Tebell**

**CAPTAIN:** James D. Patton, III

**MANAGER:** Herbert Bangel

American Viscose	W, 14-10
Roanoke Bus. Col.	W, 16-1
Lynchburg Cardinals	L, 7-10
William & Mary	W, 6-1
North Carolina	L, 5-6
Richmond	T, 8-8
Quantico Marines	W, 14-5
Quantico Marines	W, 8-8
Virginia Tech	W, 8-2
Navy	L, 0-6
Hampden-Sydney	L, 1-6
Washington & Lee	W, 5-4
Richmond	L, 3-4
Hampden-Sydney	W, 3-2
William & Mary	L, 2-6
Little Creek	W, 8-6
Washington & Lee	L, 1-2
Cherry Pt. Marines	W, 12-9
Virginia Tech	W, 11-7

## 1947 (19-7)

**COACH: Gus K. Tebell**

Yale	L, 4-6
Dartmouth	W, 8-4
Haverford	W, 19-9
North Carolina	W, 5-3
South Carolina	W, 14-6
Duke	W, 3-2
Quantico Marines	W, 12-9
Michigan	W, 7-4
VMI	W, 7-5
Hampden-Sydney	W, 10-4
VMI	W, 15-3
Richmond	L, 0-2
G. Washington	W, 16-6
Washington & Lee	W, 9-4
William & Mary	W, 8-1
G. Washington	W, 9-7
William & Mary	W, 18-3
North Carolina	L, 5-6
Virginia Tech	L, 4-10
Richmond	L, 0-4
Washington & Lee	W, 13-7
Virginia Tech	L, 6-9
Hampden-Sydney	W, 15-3
Maryland	W, 7-4
Maryland	W, 6-3
Navy	L, 2-9

## 1948 (14-5)

**COACH: Gus K. Tebell**

**CAPTAINS:** Samuel E. Ellington and

**Joseph W. Rowell**

**MANAGER:** Joe Robinson

March

22 Akron	W, 15-2
26 at North Carolina	L, 1-3
27 Ohio Wesleyan	W, 17-9
30 Princeton	W, 15-5
31 Princeton	Rain

April

3 West Virginia	W, 10-1
7 Michigan	Rain
8 Michigan	Rain
10 at Washington & Lee	W, 10-1
12 at Quantico Marines	L, 12-13
16 Quantico Marines	W, 12-2
17 at G. Washington	L, 5-6
21 Richmond	W, 8-1
23 Virginia Tech	W, 10-9
28 VMI	W, 6-5

May

1 at Richmond	W, 5-2
4 Washington & Lee	Rain
6 North Carolina	W, 4-0
8 at Virginia Tech	L, 2-13
12 Hampden-Sydney	W, 14-1
15 at VMI	W, 6-3
18 Langley Field	W, 18-0
22 at West Virginia	L, 6-7
26 G. Washington	Rain

## 1949 (11-6-4)

**COACH: Gus K. Tebell**

**CAPTAIN:** Neal Wade

**MANAGER:** Theodore Kruger

Springfield	W, 7-2
Rutgers	L, 4-6
Rutgers	L, 5-11
Haverford	W, 3-2
West Virginia	W, 12-2
Harvard	W, 2-0
Michigan	T, 1-1
Yale	T, 1-1
Trinity	W, 3-2
Akron	W, 7-6
North Carolina	L, 5-6
Ohio	L, 0-2
Virginia Tech	W, 7-6
VMI	Rain
Richmond	L, 1-13
Washington & Lee	L, 3-6
Langley Field	Rain
Fort Meade	T, 6-6
Fort Meade	W, 3-1
North Carolina	T, 6-6
Washington & Lee	W, 5-0
VMI	W, 7-2
Virginia Tech	Rain
Richmond	W, 3-2

## 1950 (17-6)

**COACH: Gus K. Tebell**

**CAPTAIN:** Robert Huff

**MANAGER:** John Boyer

Haverford	W, 6-3
Rutgers	Rain
Akron	W, 27-1
Dartmouth	W, 5-1
Delaware	W, 6-0
Lehigh	W, 4-3
Rensselaer	W, 1-0
Trinity	L, 3-11
Michigan	L, 4-5
Michigan	W, 4-1
Virginia Tech	W, 4-1
Maryland	W, 7-2
Richmond	W, 3-2
VMI	W, 7-6
G. Washington	W, 8-1
North Carolina	W, 9-4
Richmond	W, 1-0
Maryland	L, 2-7
Washington & Lee	W, 2-1
G. Washington	L, 0-2
Virginia Tech	L, 0-9
VMI	W, 13-0
Washington & Lee	Rain
William & Mary	W, 8-0

## 1951 (17-5)

**COACH: Gus K. Tebell**

**CAPTAIN:** Robert Winn

**MANAGER:** Clifford P. McKinney

North Carolina	W, 5-4
Cherry Point	W, 10-0
Camp LeJeune	L, 7-8
Trinity	Rain
Hofstra	W, 2-1
Lehigh	W, 2-1
Akron	W, 9-1
Yale	W, 7-6
Western Reserve	W, 11-8
Dartmouth	Rain
Virginia Tech	W, 4-3
Michigan	L, 4-18
Maryland	Rain
VMI	W, 12-2
Providence	W, 3-2
William & Mary	W, 6-2
Maryland	W, 11-6
G. Washington	W, 23-7
Washington & Lee	W, 4-2
Richmond	Rain
Virginia Tech	L, 1-7
Washington & Lee	L, 7-9
G. Washington	Rain
Washington & Lee	W, 10-6
Richmond	W, 3-2
VMI	W, 7-2
William & Mary	L, 3-6

## 1952 (9-13)

**COACH: Gus K. Tebell**

**CAPTAIN:** Ted Davenport

**MANAGER:** Tom Trotter

North Carolina	L, 0-5
Maryland	W, 11-7
Delaware	L, 8-10
Yale	L, 6-8
Camp LeJeune	W, 7-1
Camp LeJeune	L, 4-10
Cherry Point	W, 7-1
Cherry Point	L, 4-5
Michigan	L, 4-12
Hofstra	W, 5-4
Richmond	L, 3-4
G. Washington	L, 7-14
Maryland	L, 5-7
VMI	W, 12-5
Virginia Tech	W, 7-10
G. Washington	L, 5-12
VMI	W, 9-2
Richmond	L, 1-5
Virginia Tech	L, 2-7
William & Mary	W, 9-4
Washington & Lee	L, 3-5
William & Mary	W, 4-3

## 1953 (12-8)

**COACH: Gus K. Tebell**

**CAPTAIN:** Ted Davenport

**MANAGER:** Tom Trotter

March	
31 Akron	W, 10-3
April	
1 Pennsylvania	W, 7-5
3 Camp LeJeune	L, 3-4
4 Camp LeJeune	L, 1-3
6 Cherry Point	L, 0-9
7 Cherry Point	Rain
9 Ithaca Col.	W, 6-1
11 Michigan	W, 4-3
14 G. Washington	L, 7-8
16 VMI	W, 7-1
18 North Carolina	L, 5-8
20 William & Mary	W, 6-4
23 Virginia Tech	W, 7-6
28 Richmond	L, 3-7
May	
2 Maryland	W, 5-4
4 G. Washington	W, 5-1
7 Maryland	L, 11-12
9 Richmond	W, 8-1
11 Virginia Tech	W, 4-3
14 Washington & Lee	W, 3-2
16 VMI	Rain
18 Washington & Lee	Rain
20 William & Mary	L, 7-

# YEAR-BY-YEAR RESULTS

## 1955 (6-16)

**COACH:** Gus K. Tebell

**CAPTAIN:** Harry Lee

**MANAGER:** Harold Williams

March

29 Maryland L, 7-9

April

2 Colgate W, 15-5

4 Michigan W, 8-5

6 South Carolina L, 3-10

South Carolina L, 3-6

7 Clemson L, 2-3

8 Clemson L, 9-11

16 Maryland L, 5-6

19 NC State L, 2-13

20 Washington & Lee W, 4-3

27 VMI L, 5-6

29 North Carolina L, 2-7

30 Richmond L, 4-9

May

3 Wake Forest L, 2-7

4 Virginia Tech L, 2-7

6 NC State L, 3-5

7 Duke L, 12-16

10 Virginia Tech L, 7-9

14 Wake Forest L, 2-4

17 Washington & Lee W, 7-4

19 Richmond W, 4-0

23 VMI W, 2-1

## 1956 (10-13)

**COACH:** Evan J. Male

**CAPTAIN:** Rives Bailey

**MANAGER:** May Read

March

27 Maryland W, 8-2

28 Vermont L, 3-4

30 Clemson W, 7-3

31 Clemson W, 9-6

April

2 South Carolina L, 7-11

3 South Carolina W, 8-3

5 Harvard L, 3-6

9 Virginia Tech W, 4-2

13 North Carolina L, 1-15

14 Duke L, 2-8

17 Washington & Lee W, 8-1

20 NC State L, 2-6

21 Wake Forest W, 8-4

26 Maryland W, 8-6

28 Richmond L, 0-8

May

1 Wake Forest L, 2-5

5 VMI L, 5-8

8 Duke L, 0-10

10 Virginia Tech L, 4-19

12 Washington & Lee W, 16-6

16 VMI W, 4-2

17 NC State L, 8-27

19 Richmond L, 2-6

## 1957 (11-13)

**COACH:** Evan J. Male

**CAPTAIN:** Robert Hardy

**MANAGER:** Tom McKee

March

26 William & Mary L, 6-7

29 Clemson W, 6-2

30 South Carolina L, 6-7

April

2 VMI W, 2-0

5 Harvard Rain

9 North Carolina L, 1-6

10 North Carolina L, 4-5

12 Michigan L, 7-11

13 Maryland L, 0-6

16 Colgate W, 12-6

18 NC State L, 3-4

19 Wake Forest W, 5-4

20 Duke L, 1-2

22 Virginia Tech L, 3-7

26 Maryland W, 12-3

27 VMI W, 10-4

29 NC State W, 19-6

30 Wake Forest L, 0-7

May

4 Duke L, 1-8

8 Washington & Lee L, 2-5

10 South Carolina W, 5-0

11 Clemson W, 8-3

13 Washington & Lee W, 11-4

15 Richmond L, 2-3

17 Virginia Tech W, 5-1

## 1958 (5-15)

**COACH:** Evan J. Male

**CAPTAIN:** Winthrop Hall

**MANAGER:** Norman K. Moon

April

1 Harvard L, 2-5

4 Clemson L, 1-10

7 NC State L, 5-8

8 Duke L, 4-5

14 Clemson L, 4-10

15 South Carolina W, 3-0 (7)

South Carolina W, 7-3 (7)

19 VMI L, 5-13

21 NC State W, 3-2

26 Richmond L, 0-17

30 Maryland W, 7-2

May

3 North Carolina L, 1-7

8 Virginia Tech W, 6-5

10 North Carolina L, 7-15

12 Wake Forest L, 2-13 (7)

Wake Forest L, 1-6 (7)

14 William & Mary L, 9-10

15 Washington & Lee L, 5-11

17 Maryland L, 5-9

19 Richmond L, 0-8

## 1959 (10-9)

**COACH:** Evan J. Male

**CAPTAIN:** Reece Whitley

**MANAGER:** Peter Gilbert

March

23 Ohio Wesleyan W, 13-2

27 Clemson L, 1-13

28 South Carolina L, 1-6

April

3 Pittsburgh W, 7-4

7 William & Mary W, 4-3

14 South Carolina W, 1-0

15 Clemson W, 4-3

18 Maryland L, 6-7 (10)

24 Duke W, 8-3

25 NC State W, 4-3 (7)

NC State W, 11-4 (7)

May

1 Wake Forest L, 2-5

2 North Carolina L, 3-15

5 Virginia Tech L, 3-9

7 Maryland W, 7-6 (10)

8 North Carolina L, 2-5

9 Wake Forest L, 3-5

14 Washington & Lee W, 5-0

16 Duke L, 6-14

## 1960 (3-15-2)

**COACH:** Thomas E. Davenport

**CAPTAIN:** William Power

**MANAGER:** Edward A. Smith

April

2 Yale L, 4-11

6 Harvard T, 2-2 (11)

8 Clemson L, 5-15

9 South Carolina L, 3-12

13 VMI L, 6-19

14 Wake Forest L, 6-10

15 Duke T, 7-7

18 South Carolina W, 8-5

19 Clemson L, 2-6

23 NC State L, 4-15

25 North Carolina L, 0-13

30 Maryland W, 12-11 (10)

May

2 NC State L, 6-13

3 North Carolina L, 8-11

7 Richmond L, 4-7

9 Wake Forest L, 1-5 (10)

10 Duke L, 1-5 (8)

Duke L, 0-6 (7)

16 Maryland W, 13-12

18 Virginia Tech L, 7-9

## 1961 (7-11)

**COACH:** Thomas E. Davenport

**CAPTAIN:** William Timberlake

**MANAGER:** G. S. Fitzhugh, Jr.

March

26 Rhode Island W, 5-3

April

1 Clemson L, 9-23

4 Colgate L, 5-7

7 VMI W, 8-3

10 Maryland L, 0-2

12 Virginia Tech W, 17-10

14 Wake Forest L, 6-12

15 Duke L, 2-9

21 South Carolina W, 5-2

22 Clemson L, 6-10

29 Wake Forest L, 0-8

May

2 Maryland W, 5-2

5 NC State L, 3-10

6 North Carolina W, 4-2

North Carolina W, 7-2

12 NC State L, 2-4

19 Richmond L, 3-7

Duke L, 1-5

## 1962 (11-12)

**COACH:** James O. West

**CAPTAIN:** George Farson

**MANAGER:** unknown

March

29 Yale L, 7-9 (11)

30 Rutgers L, 2-10

April

2 Maine L, 0-5

3 Harvard L, 2-4

16 Clemson L, 2-11 (7)

Clemson W, 7-5

18 Virginia Tech L, 0-9

20 NC State L, 9-10

21 North Carolina W, 2-1

23 Pittsburgh W, 4-2

27 Wake Forest W, 3-0

28 Duke L, 2-9

May

1 William & Mary W, 7-3

2 VMI L, 1-7

4 NC State L, 6-14

5 North Carolina W, 11-5

8 Maryland W, 3-1 (8)

10 Duke W, 11-9

11 Wake Forest W, 3-2 (10)

16 Maryland W, 2-0

19 South Carolina W, 13-0 (7)

19 South Carolina L, 4-8

22 Wake Forest\* L, 0-7

\* Playoff for ACC Championship

## 1963 (9-13)

**COACH:** James O. West

**CAPTAIN:** Scott Carter

March

28 Michigan State L, 5-9

29 Yale W, 12-7

April

2 Harvard L, 0-8

3 Harvard L, 4-5

5 Delaware W, 5-3

9 Connecticut L, 1-10

12 Clemson W, 5-4

13 Clemson L, 4-9

15 South Carolina W, 9-6

16 South Carolina W, 11-1

19 Wake Forest L, 6-11

20 Duke L, 5-7

23 Maryland L, 5-7

26 NC State W, 15-7

27 North Carolina W, 5-2

30 VMI W, 12-1

May

3 NC State W, 9-8 (10)

4 North Carolina L, 4-12

7 William & Mary L, 5-6

10 Wake Forest L, 4-5

11 Duke L, 6-8

18 Richmond L, 4-8

## 1964 (9-10)

**COACH:** James O. West

**CAPTAIN:** Jules Lambiotti

**MANAGER:** Donald R. Grimes

March

23 Michigan State L, 3-4

24 Bucknell W, 10-2

27 Clemson L, 1-9

28 Clemson L, 9-11

30 South Carolina W, 10-7

31 South Carolina W, 4-2

April

3 Yale W, 6-1

10 Rhode Island W, 10-3

14 William & Mary W, 2-0 (6)

17 Wake Forest L, 1-4

# YEAR-BY-YEAR RESULTS

## 1970 (18-14-1)

**COACH: James O. West**

March	
24 Bucknell	W, 11-2
28 at Belmont Abbey	L, 10-11
29 at Belmont Abbey	L, 2-6
30 at Pembroke	L, 0-3 (7)
31 at Pembroke	T, 3-3
April	
3 Delaware	W, 6-2
4 Ashland	W, 5-3
7 Washington & Lee	W, 13-4
10 at Duke	L, 5-8
11 at Wake Forest	L, 4-5 (7)
at Wake Forest	W, 6-3 (7)
12 William & Mary	W, 4-0
18 South Carolina	W, 2-1
19 Clemson	L, 3-5 (7)
Clemson	W, 3-1 (7)
22 at VMI	W, 5-1
24 at NC State	L, 5-6
25 at North Carolina	L, 0-4 (7)
at North Carolina	W, 6-1 (7)
29 Richmond	W, 5-4
May	
1 Wake Forest	W, 13-4
2 Duke	W, 6-1 (7)
Duke	W, 5-1 (7)
3 Maryland	L, 3-5 (8)
Maryland	L, 4-7 (7)
G. Washington	Rain
8 at Clemson	L, 2-6
9 at South Carolina	W, 3-1 (7)
at South Carolina	L, 0-4 (7)
13 Old Dominion	W, 6-3
15 NC State	W, 8-4 (7)
NC State	W, 11-1 (7)
19 at Virginia Tech	L, 8-9
20 Maryland	L, 0-3
1971 (20-9)	
<b>COACH: James O. West</b>	
March	
23 Oneonta (N.Y.)	W, 7-3
24 Massachusetts	W, 7-4
27 at East Carolina	W, 9-5
28 at East Carolina	W, 1-0
30 at Davidson	W, 7-3
31 Maine	W, 5-4
April	
2 at Old Dominion	W, 9-6
3 at William & Mary	L, 3-4
4 Ashland	W, 10-4
5 Syracuse	W, 12-1
9 at Duke	W, 3-0
10 at Wake Forest	W, 4-3
16 at Richmond	W, 28-2
17 Pembroke	W, 3-2
18 NC State	L, 0-3
22 at Washington & Lee	W, 15-6
24 at North Carolina	L, 5-12
25 at NC State	W, 3-1
26 VMI	W, 9-2
29 Virginia Tech	L, 4-5
24 North Carolina	W, 5-4
May	
1 Wake Forest	W, 11-2
2 Duke	W, 3-0
4 Maryland	L, 0-1
6 at Clemson	W, 16-5
7 at Clemson	L, 2-7
8 at South Carolina	L, 2-3
9 at South Carolina	L, 7-8
13 at Maryland	L, 1-6
1972 (18-15)	
<b>NCAA District III Playoffs</b>	
<b>COACH: James O. West</b>	
March	
25 at East Carolina	L, 11-13
26 at East Carolina	W, 6-2
28 Indiana State (Pa.)	L, 8-9
29 Yale	W, 2-1
30 Yale	W, 3-1
31 Syracuse	W, 2-0
April	
2 at Jacksonville	L, 10-13
3 at Florida	L, 0-2
4 at Florida State	L, 6-8
5 at Florida State	L, 7-14
6 at Erskine	L, 9-10
8 at NC State	W, 3-1
at NC State	L, 1-5
9 at North Carolina	L, 1-8
10 Oneonta	W, 8-2
15 Duke	L, 2-4

16 Wake Forest	W, 6-1
19 Maryland	L, 1-2
Maryland	W, 4-1
25 at VMI	W, 9-4
27 William & Mary	L, 5-17
29 at Wake Forest	W, 8-7
at Wake Forest	W, 2-0
30 at Duke	W, 4-3
May	
5 Old Dominion	L, 4-6
6 Clemson	W, 4-3
Clemson	W, 5-2
7 Clemson	W, 5-2
10 Virginia Tech	W, 4-2
June	
1 Richmond+ (6)	W, 18-2
2 Mississippi+ (6)	W, 9-3
South Alabama+ (6)	L, 1-6
Mississippi+ (6)	L, 0-9
1973 (16-12-2)	
<b>COACH: James O. West</b>	
March	
10 at East Carolina	L, 2-5
11 at East Carolina	W, 7-4
17 at Pembroke State	L, 3-5
18 at Pembroke State	L, 3-7
24 North Carolina	L, 5-6
25 NC State	T, 1-1
29 Maryland	W, 4-3
April	
2 at Georgia Tech	W, 6-4
3 at Georgia Tech	T, 11-11
5 at Davidson	W, 12-4
6 at Clemson	W, 6-4
7 at NC State	W, 5-1
at NC State	L, 3-6
8 at North Carolina	L, 2-6
10 Maryland	W, 14-2
13 Wake Forest	W, 11-0
Wake Forest	L, 1-3
14 Duke	W, 8-0
Duke	W, 6-3
15 Clemson	L, 3-11
17 Oneonta (N.Y.)	W, 10-0
ACC First Round	
19 Maryland	W, 7-1
NC State	W, 2-1
ACC Final Four	
20-22 Clemson	L, 1-3
20-22 NC State	L, 3-9
24 Richmond	L, 2-5
29 at William & Mary	W, 9-1
30 at Old Dominion	W, 7-5
May	
1 VMI	W, 11-1
6 Virginia Tech	L, 4-7
1974 (21-17)	
<b>COACH: James O. West</b>	
March	
2 at Jacksonville	L, 10-12
3 at Jacksonville	W, 10-0
4 at Georgia Tech	W, 14-6
5 at Georgia Tech	L, 2-4
6 at West Georgia	W, 4-3
7 at Georgia Tech	L, 3-8
8 at South Carolina	L, 0-2
at South Carolina	L, 3-7
9 at Pembroke State	W, 4-1
10 at Pembroke State	W, 7-3
17 Westfield State	W, 15-1
18 at East Carolina	L, 0-3
22 Richmond	L, 0-7
23 Lafayette	W, 6-4
24 Lafayette	L, 4-5
27 Mansfield State	W, 4-1
28 Old Dominion	W, 7-3
31 at NC State	L, 5-7
April	
2 at Maryland	L, 1-5
3 Maine	L, 4-10
7 Duke	W, 12-1
11 at VMI	W, 6-4 (12)
12 Virginia Tech	W, 8-6
13 Wake Forest	W, 10-4
Wake Forest	W, 7-4
14 NC State	L, 3-8
16 at Virginia Tech	W, 3-2 (10)
17 William & Mary	W, 9-3
19 at Clemson	L, 2-3 (16)
at Clemson	W, 4-1
20 at Duke	W, 2-1
21 at North Carolina	L, 0-5

at North Carolina	L, 5-6
22 Maryland	W, 11-4
25 Maryland#	W, 6-0
26 Clemson#	W, 3-2
27 NC State#	L, 1-3
28 Clemson#	L, 6-9
1975 (14-12)	
<b>COACH: James O. West</b>	
March	
8 at Jacksonville	W, 10-0
9 at Jacksonville	W, 5-2
13 at South Carolina	L, 0-6
14 at South Carolina	L, 4-5 (11)
15 at Pembroke	L, 2-4
18 at William & Mary	W, 3-1
25 Rhode Island	W, 20-6
26 Oneonta State	W, 12-2
27 Rhode Island	W, 5-1
28 at Richmond	L, 0-14
29 Wake Forest	L, 3-4
April	
1 Maryland	L, 3-11
2 at Virginia Tech	W, 5-3
4 at Clemson	L, 2-4
5 at North Carolina	L, 1-5
6 at Duke	W, 7-3
7 at VMI	W, 11-1
9 Richmond	W, 13-9
12 at Wake Forest	W, 7-2
13 at NC State	L, 0-2
at NC State	L, 1-4
17 Virginia Tech	W, 10-1
18 Clemson	L, 3-6
19 Duke	W, 13-9
20 North Carolina	W, 3-2
North Carolina	L, 2-5
1976 (17-22)	
<b>COACH: James O. West</b>	
March	
6 at Georgia Tech	W, 9-7
7 at Georgia Tech	L, 2-3
at Western Kentucky	L, 3-5
8 at Mercer	L, 1-2
9 at Mercer	L, 4-6
10 at Mercer (Atlanta)	L, 1-5
12 at South Carolina	L, 6-9 (11)
13 at South Carolina	L, 1-13
14 at Atlantic Christian	W, 7-5
16 Liberty Baptist	W, 16-6
18 Lock Haven	W, 5-3
19 Lock Haven	L, 8-17
20 William & Mary	W, 7-4
21 Richmond	W, 12-3
23 Oneonta (NY)	W, 4-3
24 James Madison	L, 8-9
26 at Virginia Tech	L, 6-10
27 at Wake Forest	W, 1-0
28 at NC State	W, 3-2
29 Mansfield State	W, 3-2
30 Mansfield State	L, 4-10
April	
2 Virginia Tech	L, 2-3
3 North Carolina	L, 0-19
4 Duke	W, 4-3 (11)
5 Duke	W, 6-3
6 at Maryland	L, 1-2
8 at VMI	W, 8-6
9 at James Madison	W, 8-5
10 Wake Forest	L, 4-9
11 NC State	L, 3-8
13 Maryland	L, 1-8
14 Old Dominion	W, 16-5
16 at Clemson	L, 0-9
17 at Clemson	L, 0-9
18 at North Carolina	L, 3-4
22 North Carolina#	W, 8-6
Maryland#	L, 4-8
Wake Forest#	W, 8-2
Maryland#	L, 8-14
1977 (11-21-1)	
<b>COACH: James O. West</b>	
March	
12 at South Carolina	L, 2-8
13 at Pembroke	W, 6-2
14 at Furman	W, 9-2
15 at Furman	L, 4-5
16 at Erskine	W, 5-1
17 at Georgia	L, 2-4
18 at Lehigh	L, 3-8
at Georgia Southern	L, 2-13
19 at Georgia Southern	L, 2-3
20 Atlantic Christian	Cancelled
21 James Madison	L, 4-9

22 Oneonta (NY)	W, 8-0
23 Oneonta	Cancelled
24 Fairfield	L, 5-9
25 Fairfield	L, 4-9
26 Wake Forest	L, 2-3
27 NC State	L, 0-6
28 Mansfield State	W, 10-0
29 Virginia Tech	L, 9-12
30 at Liberty Baptist	L, 2-3
31 VMI	W, 16-1
April	
1 at Richmond	W, 5-4
3 Duke	Cancelled
4 Duke	Cancelled
5 George Mason	Cancelled
6 at Maryland	T, 4-4
7 Pembroke	L, 2-4
8 at Virginia Tech	L, 7-9
9 at Wake Forest	L, 0-10
10 at NC State	L, 1-8
11 Maryland	L, 0-3
12 at William & Mary	W, 2-1
13 at Old Dominion	W, 16-0
14 Richmond	W, 10-3
15 North Carolina	W, 8-3
North Carolina	L, 4-7
16 Clemson	L, 3-8
17 Clemson	L, 4-26
20 Maryland #	L, 1-4
1978 (18-14)	
<b>COACH: James O. West</b>	
March	
9 at Virginia Tech	Cancelled
11 at South Carolina	W, 4-1
12 at South Carolina	L, 3-13
13 at Erskine	W, 9-2
14 at Furman	L, 3-6
15 at Furman	Cancelled
16 at Clemson	L, 4-14
17 at Clemson	L, 3-4
18 at Pembroke State	W, 5-4
19 at Pembroke State	W, 3-1
21 Oneonta State	W, 20-6
22 Oneonta State	W, 10-9
23 Mansfield State	W, 4-3
24 Mansfield State	W, 10-9
29 Maryland	L, 7-8
30 Richmond	L, 3-4
31 at VMI	W, 6-1
April	
1 NC State	L, 4-17
2 North Carolina	L, 11-12
3 at Richmond	L, 9-11
4 George Mason	W, 13-8
5 Old Dominion	W, 12-4
6 Liberty Baptist	W, 5-1
7 Duke	W, 6-5
8 at North Carolina	W, 8-4
9 at Duke	L, 5-6
11 Maryland	W, 28-5 (7)
12 William & Mary	W, 9-4
13 James Madison	L, 6-8
14 at Virginia Tech	W, 10-1
15 at NC State	W, 5-2
16 at Wake Forest	L, 3-4
17 at Wake Forest	L, 7-9
19 Wake Forest	L, 2-16
1979 (21-16)	
<b>COACH: James O. West</b>	
March	
10 at The Citadel	W, 5-4
11 at UNCW	Cancelled
12 at Francis Marion	L, 3-4
13 at Pembroke	L, 2-6
at Pembroke	Cancelled
15 at Wake Forest	W, 12-3
16 at Coastal Carolina	L, 3-4
at Wake Forest	L, 2-12
17 at Purdue-Ft. Wayne	W, 13-5
18 at Pembroke	L, 2-7
19 at Pembroke	L, 2-4
20 Oneonta	W, 13-2
21 Oneonta	W, 17-1
22 Mansfield State	W, 9-6
23 Mansfield State	W, 7-1
24 Duke	Cancelled
25 SE Massachusetts	Cancelled
26 James Madison	W, 14-6
29 Norfolk State	W, 25-2
30 at East Carolina	W, 11-9
31 at Duke	L, 8-9
at Duke	W, 5-2
April	
1 at Wake Forest	L, 4-14

3 George Mason	Cancelled
4 Maryland	Cancelled
7 at North Carolina	L, 2-4
8 at NC State	W, 6-4
Richmond	Cancelled
12 at Virginia Tech	W, 9-2
William & Mary	Cancelled
14 Wake Forest	L, 5-8
15 VCU	W, 17-4
16 at Virginia Tech	L, 0-4
18 Maryland	L, 2-3 (7)
Maryland	L, 2-4 (7)
19 Richmond	W, 12-3 (7)
Richmond	W, 12-3 (7)
at VCU	L, 3-14
21 NC State	W, 5-4
22 North Carolina	W, 3-2
23 William & Mary	W, 4-2
25 Clemson	L, 4-10
26 Clemson	Cancelled
29 at Old Dominion	W, 6-4
at Old Dominion	W, 10-5
VMI	L, 1-2
1980 (20-14-1)	
<b>COACH: James O. West</b>	
March	
8 at Georgia Southern	W, 8-3
9 Yale	W, 8-5
10 East Tenn. State	T, 1-1
14 Maryland	L, 4-5
15 at UNC-Wilmington	W, 1-0
16 at East Carolina	W, 11-9
17 Longwood	W, 10-8
19 Richmond	W, 9-3
20 VCU	L, 8-15
22 North Carolina	L, 6-11
23 NC State	W, 3-2
24 at Old Dominion	W, 7-5
25 Howard	L, 5-11
26 Maryland	W, 7-3
27 at James Madison	W, 5-3
28 at James Madison	W, 4-2
29 at Wake Forest	L, 5-7
April	
1 at Richmond	L, 0-6
2 at William & Mary	W, 12-8
at Apprentice School	L, 2-10
3 George Mason	W, 2-1
4 California State (Pa.)	L, 19-23
5 Wake Forest	W, 12-4
6 Duke	W, 7-5
7 Oneonta	W, 6-4
10 at VMI	W, 7-0
at VMI	W, 5-2
11 at Longwood	L, 12-13
12 at NC State	L, 1-6
17 at Clemson	L, 1-3
18 at Clemson	L, 5-6
19 at Georgia Tech	W, 5-4
20 at Georgia Tech	W, 10-8
24 at NC State	L, 1-3
28 Old Dominion	L, 2-5
1981 (28-20)	
<b>COACH: Dennis Womack</b>	
March	
12 Westfield State	W, 21-8
13 Connecticut (9)	W, 9-2
14 Connecticut (9)	L, 4-5
15 at East Carolina	W, 6-5
at East Carolina	L, 5-14
16 at South Carolina	L, 7-19
17 at South Carolina	L, 2-3
19 at Campbell	W, 7-6
20 at Elon	L, 4-13
21 at Wake Forest	W, 10-8
22 at Duke	L, 5-6
23 Oswego	W, 10-4
24 Pittsburgh	W, 11-4
25 Norfolk State	W, 15-10
26 Lynchburg	W, 11-9
27 at Richmond	L, 2-3
28 at North Carolina	W, 9-8
29 at NC State	L, 3-12
31 Vermont	L, 14-19
Vermont	L, 2-12
April	
2 Richmond	W, 12-9
3 William & Mary	W, 11-4
4 NC State	W, 18-6
6 Oneonta	W, 15-4
7 Oneonta	W, 20-4
8 Maryland	L, 8-11
Maryland	W, 5-4
10 VCU	L, 6-7

# YEAR-BY-YEAR RESULTS

11 Duke	W, 9-5
12 Wake Forest	W, 8-3
15 VCU	L*, 7-10
16 Georgia Tech	W, 11-1
17 Georgia Tech	W, 10-8
18 Clemson	L, 7-11
19 Clemson	L, 5-11
20 Longwood	W, 11-5
21 Duke (10)	L, 3-4
22 Georgia Tech (10)	L, 2-5
27 James Madison	L, 1-3
28 Virginia Tech	W, 10-9
29 at Liberty Baptist	L, 6-9
30 at James Madison	L, 1-3
May	
2 Old Dominion	W, 4-3
Old Dominion	W, 2-0
3 at Virginia Tech	L, 1-11
4 VMI	W, 13-3
VMI	W, 8-2
5 Liberty Baptist	L, 4-10
* Forfeit	

## 1982 (22-27)

COACH: Dennis Womack

March	
12 at Longwood	W, 8-4
13 at UNC-Wesleyan	L, 7-10
14 at NC State	W, 12-8
16 at North Carolina	L, 2-5
17 at South Carolina	L, 0-16
18 at South Carolina	L, 3-5
at South Carolina	L, 3-5
22 Norfolk State	W, 15-8
23 Richmond	W, 6-2
24 George Mason	W, 13-4
25 Shippensburg	L, 4-11
26 Seton Hall	L, 11-16
27 Seton Hall	L, 1-12 (7)
Seton Hall	L, 7-12 (7)
28 Seton Hall	W, 12-5
29 William & Mary	W, 12-4
30 East Carolina	L, 10-18
31 Maryland	W, 11-7

April	
1 VCU	W, 16-15
2 at Richmond	L, 9-14
4 Wake Forest	W, 7-5 (7)
5 Wake Forest	W, 15-14 (7)
5 Oneonta State	W, 5-4
6 Oneonta State	W, 20-1 (7)
7 at Maryland	L, 12-15
8 at Lynchburg	L, 2-5
9 at James Madison	L, 5-13
10 North Carolina	W, 9-8
11 NC State	L, 5-12
12 Towson State	W, 19-6
13 Liberty Baptist	W, 26-5
16 at Georgia Tech	L, 4-6 (7)
at Georgia Tech	L, 2-12 (7)
17 at Clemson	L, 1-9
18 at Clemson	L, 6-17
19 Longwood	W, 13-11
21 at Wake Forest	W, 10-4
at North Carolina	W, 6-3
22 at Clemson	W, 6-4
24 at Wake Forest	L, 3-7
25 at North Carolina	L, 2-3 (12)

28 James Madison	L, 3-14
29 at VMI	L, 1-8 (7)
at VMI	W, 4-1 (7)
30 Virginia Tech	L, 6-10
May	
1 Virginia Tech	L, 4-13
2 at Virginia Tech	L, 2-9
3 at VCU	W, 17-1
4 at Liberty Baptist	L, 10-12

## 1983 (12-25)

COACH: Dennis Womack

March	
5 VCU	W, 11-8 (7)
VCU	W, 5-4 (7)
11 at UNC-Wesleyan	L, 0-18
13 at Central Florida	L, 6-7
14 vs. Rollins (11)	L, 4-9
vs. Yale (11)	L, 2-14
16 vs. Stetson (11)	L, 1-10
17 vs. Michigan (11)	L, 2-6
18 vs. Rollins (11)	L, 5-6
19 vs. Michigan (11)	L, 3-6
20 vs. Yale (11)	L, 7-13
22 Georgia Tech	L, 8-19
23 Georgia Tech	W, 15-2
24 VMI	W, 11-3
25 Brown	L, 6-10
26 NC State	W, 4-2
28 SUNY-Oneonta	W, 9-5
29 at James Madison	L, 0-3 (7)
at James Madison	W, 11-6 (7)
30 Maryland	L, 0-13

## April

1 at Wake Forest	L, 3-10
4 at William & Mary	W, 7-4
12 at Maryland	W, 6-5
13 at Richmond	L, 6-7
14 Clemson	L, 1-8
16 at NC State	W, 8-7
17 at North Carolina	L, 5-11 (7)
at North Carolina	L, 0-8 (7)
20 Clemson# (10)	L, 5-12
21 Georgia Tech# (10)	W, 8-1
22 Maryland# (10)	W, 5-2
24 North Carolina# (10)	L, 4-5 (11)
26 at Old Dominion	L, 2-5
at Old Dominion	L, 0-5
29 at Virginia Tech	L, 10-11
30 Virginia Tech	L, 3-8

## May

1 at Virginia Tech	L, 11-12
--------------------	----------

## 1984 (25-17)

COACH: Dennis Womack

March	
4 George Mason	W, 12-1
7 Liberty Baptist	W, 4-3
9 at Georgia Tech	L, 2-7
10 at Georgia Tech	W, 13-1
11 at Newberry	W, 13-6
12 at Furman	W, 4-3
14 at Newberry	W, 8-4
15 at Clemson	L, 2-6
16 at Clemson	L, 2-7
17 at Wofford	W, 3-1
at Wofford	W, 9-8
20 Providence	W, 10-4

22 St. John's	W, 9-1
23 G. Washington	W, 16-15
24 at North Carolina	L, 4-10
25 at NC State	L, 0-1
26 Oneonta	W, 7-0
27 VCU	W, 3-1
30 Brown	W, 9-8
31 Duke	W, 5-3

## April

1 Wake Forest	L, 1-2
3 at VMI	W, 11-4
6 at Richmond	W, 3-2
7 at Duke	W, 5-3
8 at Wake Forest	W, 6-4
9 Longwood	L, 1-2
10 William & Mary	W, 12-9
11 at Maryland	L, 3-4
at Maryland	L, 1-2
12 Richmond	W, 9-8
14 North Carolina	L, 1-5
15 NC State	L, 3-14
16 Norfolk State	W, 10-1
18 NC State# (13)	L, 0-10
19 Clemson# (13)	L, 6-7
25 James Madison	L, 3-5
James Madison	W, 11-1
27 vs. Virginia Tech (19)	L, 4-9
28 vs. Virginia Tech (19)	L, 3-5
29 vs. Virginia Tech (19)	L, 9-10
30 vs. George Mason (7)	W, 3-1

## 1985 (38-16)

NCAA Atlantic Regional

COACH: Dennis Womack

February	
27 at William & Mary	W, 12-3
March	
1 Seton Hall	W, 3-0
2 Seton Hall	L, 2-4 (7)
Seton Hall	W, 11-7 (5)
5 at VCU	W, 7-6
6 at VMI	W, 5-1
9 at Columbus (Ga.)	W, 12-3 (7)
at Columbus (Ga.)	W, 7-1 (7)
10 at Huntington (Ala.)	W, 10-8
11 at Auburn	W, 9-8
12 at Auburn	L, 5-8
13 at Auburn	L, 11-12
14 at Furman	W, 12-11 (10)
16 North Carolina	W, 7-6
17 NC State	W, 22-6
18 Westfield State	W, 9-7
19 Coast Guard	W, 18-4
20 Providence	W, 15-6
21 Rider	W, 7-3
23 at NC State	L, 2-3
24 at North Carolina	L, 5-6
25 SUNY-Oneonta	W, 8-1
26 at Richmond	W, 7-0
27 VCU	W, 9-7
28 Clemson	W, 19-1
30 Georgia Tech	L, 4-8
31 Georgia Tech	W, 9-4

## April

1 Liberty Baptist	L, 14-16
2 Longwood	W, 3-2
3 Maryland	W, 17-4
4 at George Mason	L, 4-5 (10)

6 at Duke	W, 19-8
7 at Wake Forest	W, 10-3
8 James Madison	L, 9-18
9 Old Dominion	W, 5-4 (10)
10 at Maryland	L, 7-8
11 William & Mary	W, 7-6
12 Norfolk State	W, 14-8
13 Wake Forest	W, 4-3
14 Duke	W, 8-2
17 vs. Wake Forest# (27)	L, 4-9
18 vs. NC State# (27)	W, 7-0
19 vs. N. Carolina# (27)	W, 10-3
20 vs. Clemson# (27)	L, 1-10
23 at Old Dominion	L, 1-3
25 at James Madison	W, 9-6 (10)
27 at Virginia Tech	L, 13-14
28 Virginia Tech	W, 3-2
29 at Liberty Baptist	W, 5-3
30 VMI	W, 8-5

## May

1 at George Mason	W, 9-5
24 vs. Florida+ (28)	W, 14-1
25 at Miami+ (28)	L, 6-11
26 vs. Florida+ (28)	L, 2-15

## 1986 (27-22)

COACH: Dennis Womack

February	
26 at William & Mary	W, 9-7 (8)
28 Seton Hall	Snow
March	
1 Seton Hall	W, 13-2
2 Seton Hall	W, 5-3
Seton Hall	W, 3-2
4 James Madison	W, 3-2
5 George Mason	W, 4-1
8 at Georgia Tech	L, 7-9
9 at Georgia Tech	L, 4-18
11 at Furman	L, 1-7 (7)
at Furman	L, 4-5
12 at Clemson	L, 4-15
13 at Clemson	Rain
15 Connecticut (9)	W, 12-2 (7)
Connecticut (9)	W, 8-6 (7)
16 at East Carolina	L, 5-9
18 Providence	W, 13-5
20 VCU	W, 7-6
21 North Carolina	L, 4-6
22 Ohio University	W, 10-9 (7)
Ohio University	W, 10-1 (7)
23 Ohio University	W, 6-3
24 Liberty	L, 5-9
26 at Georgetown	L, 6-7 (10)
27 G. Washington	L, 10-11
29 at North Carolina	L, 14-15
30 at NC State	L, 1-2

## April

1 Towson State	W, 9-8
2 Old Dominion	L, 2-6
4 William & Mary	W, 5-4
5 NC State	L, 1-2
8 at James Madison	L, 5-9
9 at VMI	W, 12-9
11 at Richmond	W, 16-6
12 Duke	W, 11-8
13 Wake Forest	L, 2-4
14 at Virginia Tech	W, 11-8
15 Richmond	Rain

18 at VCU	Rain
19 at Duke	W, 5-2 (10)
20 at Wake Forest	W, 15-12
21 Virginia Tech	L, 12-13 (12)
22 VMI (12)	W, 17-0 (7)
23 at Maryland	W, 5-3
24 at Old Dominion	L, 2-11
25 vs. George Mason (7)	L, 8-10
26 at West Chester	L, 3-4
27 at Rider	W, 7-1
28 Jacksonville	W, 8-2
29 at Liberty	L, 2-3
30 Maryland	W, 14-10

## May

14 vs. N. Carolina# (13)	L, 4-5
16 vs. N. Carolina# (13)	L, 7-9

## 1987 (18-30)

COACH: Dennis Womack

February	
28 at East Carolina	Rain
at East Carolina	Rain
March	
1 at East Carolina	Rain
2 at Liberty	L, 3-5
3 at William & Mary	L, 12-13 (8)
4 VCU	W, 6-1
7 at UAB	L, 6-21
8 at UAB	L, 8-9 (8)
9 at UAB	Rain
10 at Auburn	L, 2-4
11 at Auburn	L, 4-7
12 at Georgia Tech	L, 2-18
13 at Clemson	L, 4-6
14 at Clemson	L, 2-9
15 at South Carolina	L, 3-7
17 Providence (8d)	W, 14-9
20 Kent State	L, 3-7
21 Kent State	L, 5-21 (7)
Kent State	W, 14-4 (7)
22 Kent State	W, 11-6
23 Georgetown	L, 6-7
24 VMI	W, 8-0
25 at James Madison	L, 1-5 (8)
26 William & Mary	W, 9-8
27 Rider Col.	W, 24-2 (7d)
28 Georgia Tech	W, 3-2
29 Georgia Tech	W, 19-3
31 at George Mason	Rain

## April

1 Old Dominion	W, 4-3
2 at Richmond	W, 10-2
4 Wake Forest	W, 9-2
6 James Madison	Rain
7 Richmond	W, 8-4
8 Maryland	W, 7-4
11 at NC State	L, 3-21 (7)
at NC State	L, 3-5 (7)
12 at North Carolina	L, 6-10
13 Clemson	L, 4-11
14 Seton Hall	L, 3-4 (12)
15 at Maryland	L, 1-6
17 NC State	Rain
19 North Carolina	L, 1-4 (7)
North Carolina	L, 1-9 (7)
20 Liberty	W, 8-6
21 at Old Dominion	L, 1-5
22 Maryland	W, 10-7



1996 ACC CHAMPIONS

# YEAR-BY-YEAR RESULTS

23	at VCU	W, 13-6
24	at Duke	Rain
25	at Duke	Rain
26	at Wake Forest	L, 4-5 (7)
27	at Wake Forest	L, 1-6 (7)
28	George Mason (7)	W, 10-9
May		
9	Virginia Tech	L, 3-8
10	vs. Virginia Tech (12)	L, 4-8
11	at Virginia Tech	L, 5-11
13	NC State# (14)	L, 2-4
14	Duke# (15)	L, 0-5
*	Forfeit	

## 1988 (32-19-1)

**COACH: Dennis Womack**

February

27	at East Carolina	L, 10-11 (7)
	at East Carolina	W, 4-3 (7)
28	G. Washington (9)	L, 6-12 (7)
	at East Carolina	W, 6-5 (7)

March

2	at William & Mary	W, 12-4
9	Radford	Rain
12	at Clemson	L, 6-9
13	at Augusta	W, 19-13
14	at Augusta	W, 14-7
15	vs. Jacksonville St. (16)	W, 11-10
16	at Auburn	W, 13-8
17	Auburn-Montgomery	L, 4-5 (10)
18	at Mercer	Rain
19	at Georgia Tech	L, 10-11 (10)
20	at Georgia Tech	W, 12-9
23	at George Mason	L, 3-4
24	at Richmond	W, 14-13
26	West Chester	W, 8-2 (7)
	West Chester	Rain
27	Georgia Tech	L, 2-13
28	West Chester	W, 13-8
30	James Madison	W, 16-3
31	West Chester	W, 4-0 (7)
	West Chester	W, 10-6 (7)

April

2	Duke	W, 9-5 (7)
	Duke	W, 2-1 (8)
3	Wake Forest	W, 6-5
4	Campbell	W, 6-5
5	at VMI	W, 11-5
7	George Mason	Rain
8	at Liberty	Rain
9	at North Carolina	L, 1-12 (7)
	at North Carolina	W, 13-5 (7)
10	at NC State	L, 3-21
12	Old Dominion	T, 3-3 (10)
13	at James Madison	L, 10-13
14	William & Mary	W, 6-0
15	North Carolina	L, 9-14
16	NC State	L, 8-13
17	NC State	W, 12-11
18	at Old Dominion	Rain
19	Richmond	W, 6-5
20	Virginia Tech	L, 8-11
21	Liberty	W, 11-2
23	at Wake Forest	L, 12-15 (7)
	at Wake Forest	W, 8-2 (7)
24	at Duke	W, 21-15
26	VMI	L, 3-5
27	Virginia Tech (12)	Rain
29	Radford (7)	W, 16-1
30	at Maryland	W, 16-4 (7)
	at Maryland	W, 8-1 (7)

May

1	Maryland	W, 12-1
2	Clemson	L, 3-8
3	Clemson	L, 0-6
11	North Carolina# (14)	L, 1-13
12	Duke# (14)	W, 7-1
13	NC State# (14)	W, 6-1
14	Georgia Tech# (14)	L, 4-5

## 1989 (25-24-1)

**COACH: Dennis Womack**

February

28	Radford	Rain
----	---------	------

March

1	VCU	L, 2-6
4	at Jacksonville	L, 3-4
5	at Jacksonville	L, 4-5
6	vs. North Florida (17)	L, 2-8
7	vs. North Florida (17)	W, 12-4
8	at Florida	L, 6-13
9	at Florida	L, 0-18
10	at Georgia Tech	L, 0-18
11	at Clemson	L, 4-10

12	at Clemson	2L, 2-8
16	Radford	W, 17-4
17	Seton Hall	L, 5-9
18	Seton Hall	T, 3-3 (7)
	Seton Hall	Rain
19	Hartford	L, 7-17
22	Lafayette	W, 9-3
23	Kent State	Rain
25	at Duke	W, 7-0
	at Duke	W, 4-3
26	at Wake Forest	L, 5-17
29	Old Dominion	W, 9-8
30	William & Mary	W, 11-1
31	NC State	W, 14-7

April

1	North Carolina	L, 3-4 (10)
2	North Carolina	L, 5-10
3	at Liberty	W, 10-7
5	at James Madison	W, 7-6 (10)
6	Richmond	W, 8-4
8	at NC State	L, 4-9
	at NC State	Rain
9	at North Carolina	L, 4-5 (14)
11	at William & Mary	W, 2-1 (10)
12	East Carolina	W, 3-2
14	Clemson	L, 0-8
16	Georgia Tech	L, 2-3
	Georgia Tech	L, 2-6
17	at VMI	W, 14-13 (10)
	VMI	W, 14-8
18	James Madison	L, 6-7
19	at Richmond	W, 10-4
20	at Virginia Tech (10)	W, 10-9
21	Liberty	W, 15-3
22	Wake Forest	W, 9-8
	Wake Forest	W, 6-5
23	Duke	W, 7-4
25	at Old Dominion	W, 10-4
26	vs. Virginia Tech (12)	W, 6-2
27	at George Mason	L, 3-8
29	Maryland	W, 6-5
	Maryland	Rain
30	at Maryland	Wet grounds
	at Maryland	Wet grounds

May

1	George Mason	Rain
2	at VCU	L, 2-6
13	Georgia Tech# (14)	L, 0-3
14	Maryland# (14)	W, 7-3
15	NC State# (14)	L, 8-11

## 1990 (21-32-1)

**COACH: Dennis Womack**

February

23	at William & Mary	W, 6-3
24	at East Carolina	L, 3-5
	at East Carolina	L, 1-2
25	at East Carolina	L, 3-8
28	Liberty	W, 17-5

March

1	at Old Dominion	L, 5-7
2	William & Mary	T, 6-6
4	Seton Hall	W, 1-0
	Seton Hall	L, 7-8
5	Seton Hall	L, 10-11
6	VMI	L, 4-5
7	VCU	W, 15-8
9	at Georgia Tech	L, 6-17
10	at Georgia Tech	L, 4-9
11	at Georgia Tech	L, 6-13
12	at Georgia	L, 1-13
13	at Georgia	L, 2-8
14	at Georgia	L, 3-12
15	at Georgia	L, 6-11
18	at Furman	L, 1-4
21	Old Dominion	L, 6-8
22	Richmond	W, 5-2
23	at NC State	L, 1-10
24	at NC State	L, 6-7
25	at NC State	W, 12-7
27	James Madison	W, 13-12
28	Brown	L, 4-6

April

1	at Duke	L, 4-7
	at Duke	W, 9-8
4	at James Madison	W, 16-14 (11)
8	Wake Forest	W, 9-0
	Wake Forest	W, 12-9
10	at George Mason	L, 1-3
11	Virginia Tech	L, 1-8
12	Campbell	W, 11-7
13	North Carolina	L, 7-10 (11)
14	North Carolina	L, 7-13
15	North Carolina	W, 6-5
18	at Richmond	W, 8-6

19	Virginia Tech	W, 14-13
20	Clemson	L, 6-12
21	Clemson	L, 3-19
22	Clemson	L, 0-8
24	East Carolina	W, 9-6
25	at Virginia Tech	W, 14-13
26	George Mason	W, 5-3
27	at Maryland	W, 21-19 (10)
28	at Maryland	W, 29-10
30	at Liberty	L, 0-4

May

1	Radford	L, 9-11
12	NC State# (14)	W, 14-1
13	Clemson# (14)	L, 3-7
14	Wake Forest# (14)	W, 8-4
15	N. Carolina# (14)	L, 3-7

## 1991 (28-27-2)

**COACH: Dennis Womack**

February

25	Liberty	T, 5-5 (7)
26	Radford	T, 5-5
27	VCU	W, 7-2

March

1	at VCU	L, 0-5
2	Seton Hall	W, 3-1 (7)
	Seton Hall	W, 4-2
5	at Old Dominion	L, 2-5
7	VMI	W, 16-5
9	at Georgia	W, 3-1
10	at Georgia	L, 4-5
11	at Georgia	L, 3-12
12	at Georgia	L, 5-13
14	at Furman	W, 2-1 (7)
	at Furman	W, 5-3 (7)
15	at Clemson	L, 2-5
16	at Clemson	L, 1-15
17	at Clemson	L, 8-12
20	James Madison	W, 4-2
21	George Mason	W, 14-7 (8)
22	Notre Dame	W, 12-6 (7)
24	Notre Dame	L, 0-12 (7)
	Notre Dame	W, 5-2
25	Georgia Tech	W, 6-5
26	Georgia Tech	L, 1-11
27	Georgia Tech	L, 0-13
30	Duke	W, 5-4
31	Duke	W, 5-4 (7)
	Duke	W, 10-7 (7)

April

1	at William & Mary	L, 7-8 (10)
2	Campbell	W, 8-2
3	Virginia Tech	L, 6-7
6	at Wake Forest	L, 3-4 (7)
	at Wake Forest	W, 4-2 (10)
7	at Wake Forest	W, 6-2
9	Richmond	L, 1-12
10	Virginia Tech	W, 5-2
12	at North Carolina	L, 1-3
13	at North Carolina	L, 4-6
14	at North Carolina	W, 7-1
16	at James Madison	L, 1-4
17	at Virginia Tech	L, 5-11
18	at Liberty	L, 2-6
19	NC State	W, 8-4
20	NC State	W, 6-2
21	NC State	L, 1-2
22	Towson State	L, 4-6
23	at George Mason	W, 4-1
24	at Richmond	W, 5-4 (10)
26	Maryland	L, 3-5
27	Maryland	W, 7-2
28	Maryland	L, 4-5
29	William and Mary	W, 8-1
30	Old Dominion	L, 6-9

May

11	NC State# (14)	W, 4-3
13	Georgia Tech# (14)	L, 3-9
14	North Carolina# (14)	W, 5-1
14	Clemson# (14)	L, 4-7 (11)

## 1992 (21-30)

**COACH: Dennis Womack**

February

22	at VMI	W, 14-5
23	Marshall	W, 7-5 (7)
27	Richmond	L, 3-6
28	at William and Mary	W, 8-7
29	MD-Eastern Shore	W, 11-2 (7)
	MD-Eastern Shore	W, 16-6 (7)

March

1	MD-Eastern Shore	W, 15-0 (8)
2	at Liberty	W, 13-5
3	at George Mason	W, 7-3
4	at Old Dominion	L, 0-3

6	William and Mary	L, 1-8 (6)
7	Seton Hall	W, 5-4
8	Seton Hall	L, 0-2 (7)
	Seton Hall	W, 5-4 (10)
13	at Georgia Tech	L, 3-4 (7)
	at Georgia Tech	L, 4-10 (7)
14	at Georgia Tech	L, 4-5 (10)
15	at Davidson	L, 2-5
16	at UNC Greensboro	W, 10-4
17	at Campbell	L, 1-4
19	Liberty	L, 5-6
20	Clemson	L, 6-8
21	Clemson	L, 3-5
22	Clemson	L, 2-8
24	Florida State	L, 3-4
25	Florida State	L, 7-13
27	at Duke	W, 4-2 (10)
28	at Duke	L, 3-8
29	at Duke	L, 1-3
31	at Richmond	W, 5-3

April

3	Wake Forest	L, 7-14
4	Wake Forest	L, 3-8
5	Wake Forest	L, 2-6
6	at VCU	W, 5-4 (10)
8	Virginia Tech	W, 4-3
10	North Carolina	L, 5-7
11	North Carolina	L, 4-5
12	North Carolina	W, 13-3
13	VMI	W, 12-1
14	James Madison	W, 6-3
15	Virginia Tech	L, 3-12
17	at NC State	W, 5-1
18	at NC State	L, 3-6
19	at NC State	L, 1-2
22	at Virginia Tech	L, 4-6
25	at Maryland	L, 6-8
	at Maryland	L, 1-11 (7)
27	George Mason	W, 5-2
28	Old Dominion	W, 4-1

May

9	Clemson# (14)	L, 2-3 (10)
10	Duke# (14)	L, 9-12

## 1993 (21-30)

**COACH: Dennis Womack**

February

20	Marshall	W, 4-2 (7)
	Marshall	W, 8-1 (7)
23	VMI	W, 6-3
24	VCU	W, 8-4 (8)
25	at VCU	L, 4-8

March

2	at Richmond	L, 2-8
3	James Madison	L, 1-2
6	Seton Hall	L, 11-12
7	Seton Hall	W, 9-1
	Seton Hall	W, 7-6
9	at William and Mary	W, 13-8
10	at Liberty	W, 6-2
12	at Clemson	L, 1-15
16	at Florida State	L, 5-10
17	at Florida State	L, 0-11
18	at Florida State	L, 1-8
20	at Georgia	L, 2-3
21	at Georgia	L, 13-14
25	George Mason	W, 13-4
26	Georgia Tech	L, 3-6 (10)
28	Georgia Tech	W, 3-2 (7)
	Georgia Tech	L, 5-7 (7)
30	Old Dominion	L, 2-6 (7)
	Old Dominion	L, 3-6 (7)
31	Liberty	W, 4-2

April

2	at Wake Forest	W, 11-10
3	at Wake Forest	W, 13-9 (13)
4	Wake Forest	L, 6-7 (10)
6	Richmond	L, 3-9
7	at Virginia Tech	L, 1-6
9	at North Carolina	L, 4-9
10	at North Carolina	L, 1-4
11	at North Carolina	L, 2-9
14	Virginia Tech	W, 6-2

# YEAR-BY-YEAR RESULTS

17	at North Carolina	L, 0-5
18	North Carolina	L, 11-12 (10)
19	at North Carolina	L, 5-6
22	VCU	W, 9-3
24	NC State	L, 5-7
25	NC State	W, 10-8
26	NC State	L, 4-8
28	at Richmond	L, 7-8
29	Old Dominion	L, 2-13
31	at Wake Forest	L, 4-9

April		
1	at Wake Forest	L, 1-2
2	at Wake Forest	L, 2-3
4	Richmond	W, 13-11
7	at Clemson	L, 4-5
8	at Clemson	L, 0-9
9	at Clemson	L, 2-5
11	William & Mary	W, 7-4
13	at VMI	L, 4-6
14	Maryland	W, 13-0
15	Maryland	L, 5-13
16	Maryland (21)	L, 6-10
19	Virginia Tech	W, 8-7
21	Georgia Tech	W, 2-1
22	Georgia Tech	L, 13-18
23	Georgia Tech	W, 4-1
26	at Virginia Tech	W, 13-5
27	Duke	W, 8-7
28	Duke	W, 5-1
29	Duke	W, 4-3

May		
1	at Liberty	W, 13-1
12	Radford	W, 9-7
13	George Mason	W, 11-3
13	George Mason	L, 4-7 (7)
17	Florida State# (14)	L, 0-6
18	Georgia Tech# (14)	L, 2-3

## 1996 (44-21)

### NCAA South I Regional COACH: Dennis Womack

CAPTAIN: Justin Counts, Donnie Seward, Craig Zaikov

February		
19	Old Dominion	W, 3-2
21	VCU	W, 9-7
23	at Arizona State	L, 3-17
24	at Arizona State	W, 7-4
25	at Arizona State	L, 2-7
28	Liberty	W, 7-2

March		
2	Seton Hall	W, 8-0
2	Seton Hall	W, 4-0
3	Seton Hall	W, 21-6
4	Norfolk State	W, 17-4
6	at Liberty	L, 4-5
9	at NC State	W, 12-1
10	at NC State	L, 3-9
10	at NC State	L, 0-1 (7)
11	Fairfield (4)	W, 3-1 (7)
11	at NC A&T	W, 6-0 (7)
13	at UNC Charlotte	W, 5-2 (7)
13	at UNC Charlotte	L, 5-11 (7)
16	at Georgia Tech	L, 6-7
16	at Georgia Tech	L, 4-5
17	at Georgia Tech	L, 5-13
21	Coppin State	W, 12-3
23	North Carolina	W, 15-0
24	North Carolina	L, 4-5
25	North Carolina	W, 9-7
27	at James Madison	W, 3-2
29	Clemson	L, 1-8
30	Clemson	W, 3-2
31	Clemson	L, 3-9

April		
2	at Radford	W, 6-1
3	at George Mason	W, 10-1
5	at Duke	W, 3-2
6	at Duke	L, 3-5
7	at Duke	L, 0-3 (7)
9	James Madison	W, 5-3 (10)
10	Howard	W, 12-3
12	at Maryland	W, 12-6
13	at Maryland	W, 6-1
14	at Maryland	L, 3-12
16	at Richmond	W, 8-7
17	Virginia Tech (22)	W, 2-1 (10)
19	Wake Forest	W, 6-0
20	Wake Forest	W, 8-4
21	Wake Forest	W, 2-1
22	VMI	W, 9-4
23	Richmond	L, 9-13
25	Virginia Tech	W, 8-1
27	East Carolina	W, 7-4
28	East Carolina	W, 6-5

29	at VCU	W, 5-3
30	at G. Washington	W, 3-0
May		
10	Florida State	L, 0-6
11	Florida State	W, 9-7
12	Florida State	L, 3-6
15	NC State# (13)	W, 5-1
16	Florida State# (13)	W, 3-2
17	Clemson# (13)	W, 4-2
18	Georgia Tech# (13)	W, 8-4
18	Florida State# (13)	L, 2-8
19	Florida State# (13)	W, 12-1
23	Notre Dame+ (23)	L, 1-12
24	Princeton+ (23)	W, 12-2
25	Notre Dame+ (23)	W, 7-1
25	Stetson+ (23)	W, 5-4
26	at Alabama+ (23)	L, 8-18

## 1997 (32-22)

### COACH: Dennis Womack

February		
16	vs. Penn State	W, 12-4
16	at UNCW	W, 11-3
17	at UNCW	W, 15-8
18	at William & Mary	W, 11-2
22	Seton Hall	W, 11-10 (11)
22	Seton Hall	W, 5-4 (7)
23	Seton Hall	L, 6-13
26	Radford	W, 9-4
27	Norfolk State	W, 8-3

March		
1	at East Carolina	L, 10-13
1	at East Carolina	W, 6-5 (7)
2	at East Carolina	W, 15-2
4	Liberty	W, 8-5
5	Howard	W, 8-5
7	at Florida State	L, 2-8
8	at Florida State	W, 6-4
9	at Florida State	L, 2-20
10	at Mercer	L, 3-5
11	at Mercer	W, 9-4
12	at Georgia College	W, 5-3
14	at Clemson	L, 2-3
15	at Clemson	L, 1-6
16	at Clemson	L, 3-7
20	Coppin State	W, 15-1
21	NC State	W, 6-1
22	NC State	L, 3-0
23	NC State	W, 5-4
25	at VMI	W, 13-3
26	William & Mary	W, 14-4
27	at Old Dominion	L, 5-9

April		
1	George Mason	W, 11-8
2	at JMU	W, 12-8
4	at Wake Forest	L, 4-8
5	at Wake Forest	L, 3-11
6	at Wake Forest	W, 7-6
8	Richmond	L, 3-8
9	at Virginia Tech	W, 14-11
11	Georgia Tech	L, 2-8
13	Georgia Tech	L, 2-4 (7)
13	Georgia Tech	W, 10-8 (7)
15	at Richmond	L, 4-9
16	James Madison	L, 9-11 (12)
18	at North Carolina	L, 4-6
19	at North Carolina	W, 13-2
20	at North Carolina	L, 9-11 (12)
22	VCU	W, 11-7
25	Duke	L, 1-4
26	Duke	W, 3-0
29	at VCU	W, 5-2

May		
10	Maryland	W, 11-1
10	Maryland	W, 5-4 (8)
11	Maryland	W, 15-6
14	vs. NC State# (25)	L, 2-4
15	vs. Duke# (25)	L, 3-16

## 1998 (28-26-1)

### COACH: Dennis Womack

February		
13	vs. Rice	W, 3-2
14	vs. S. Alabama	L, 5-8
15	vs. Oklahoma State	W, 4-2
21	Penn State	W, 5-2
21	Penn State	W, 9-2
22	Penn State	W, 8-4
25	VMI	W, 13-7
28	Seton Hall	W, 5-4
28	Seton Hall	W, 9-2

March		
1	Seton Hall	W, 10-5
4	William & Mary	W, 18-4
6	at Georgia Tech	L, 3-5

7	at Georgia Tech	L, 4-27
10	at Liberty	W, 11-8
11	Liberty	W, 8-4
13	at Duke	L, 4-7
14	at Duke	L, 10-13
15	at Duke	L, 6-9
17	Coppin State	W, 14-0 (7)
21	at NC State	L, 2-14
22	at NC State	L, 5-6
22	at NC State	W, 9-7 (7)
24	at James Madison	W, 11-3
25	Old Dominion	L, 6-7
27	North Carolina	L, 5-6
28	North Carolina	W, 18-5
29	North Carolina	W, 12-7
31	VCU	L, 3-6

April		
2	at Richmond	T, 11-11
3	Clemson	L, 7-9
4	Clemson	W, 7-6
5	Clemson	L, 6-15
7	at George Mason	L, 8-9
8	Virginia Tech	W, 4-3
10	at Maryland	L, 4-7
11	at Maryland	L, 3-10
12	at Maryland	W, 9-1
14	Richmond	W, 9-7
15	at Virginia Tech	L, 5-10
16	at William & Mary	W, 5-1
18	St. John's	L, 3-6
18	St. John's	W, 4-1 (7)
20	at Radford	W, 14-3
21	James Madison	W, 8-7
22	at Virginia Tech	W, 3-2
24	Wake Forest	L, 2-3
25	Wake Forest	L, 4-13
26	Wake Forest	L, 7-13
28	at VCU	W, 11-7

May		
9	Florida State	L, 4-5
9	Florida State	L, 2-11
10	Florida State	L, 6-9
12	vs. Maryland# (13)	W, 9-4 (10)
13	vs. Florida State# (13)	L, 1-4
14	vs. NC State# (13)	L, 1-4

## 1999 (21-35)

### COACH: Dennis Womack

January		
29	vs. Jacksonville	L, 2-13
30	vs. Auburn	L, 2-11
31	vs. Oklahoma	W, 12-4

February		
12	at The Citadel	W, 5-1
13	vs. East Carolina	L, 0-12
14	vs. VCU	W, 2-7
20	Penn State	W, 6-3
20	Penn State	W, 4-3 (7)
21	Penn State	L, 2-4
24	at Old Dominion	L, 0-1
27	Seton Hall	L, 0-8
27	Seton Hall	L, 2-10

March		
2	William & Mary	L, 5-8
4	Radford	W, 5-2
6	Rhode Island	W, 10-3 (7)
6	Rhode Island	W, 13-5
7	Rhode Island	W, 7-0
12	at Florida State	L, 3-10
13	at Florida State	L, 1-2
14	at Florida State	L, 3-11
16	at UNC Greensboro	L, 4-8
17	at UNC Greensboro	L, 8-11
19	Duke	W, 15-5
20	Duke	W, 15-3
23	at Liberty	L, 4-5
24	George Mason	L, 3-6
26	NC State	L, 1-2
27	NC State	L, 3-8
28	NC State	W, 9-6
31	Richmond	W, 6-5

April		
2	Georgia Tech	W, 7-6 (14)
3	Georgia Tech	L, 6-7
4	Georgia Tech	W, 6-5
6	at Richmond	L, 3-8
7	VCU	W, 14-1 (7)
9	at Wake Forest	L, 2-11
10	at Wake Forest	L, 8-14
11	at Wake Forest	L, 4-5
14	at Virginia Tech	L, 9-13
16	at North Carolina	L, 9-10
17	at North Carolina	L, 2-3
18	at North Carolina	L, 5-6
20	at VCU	L, 2-4

21	Virginia Tech	L, 7-11
23	Maryland	W, 9-5
24	Maryland	W, 15-3
25	Maryland	L, 1-5
27	Liberty	W, 11-6

May		
1	at Clemson	W, 9-3
1	at Clemson	L, 4-5 (11)
2	at Clemson	L, 5-12
4	at George Mason	L, 9-15
15	at James Madison	W, 13-2
16	James Madison	W, 5-4
19	vs. Wake Forest# (13)	L, 3-4
20	vs. NC State# (13)	L, 6-9

## 2000 (26-31-1)

### COACH: Dennis Womack

February		
12	at Louisiana State	L, 0-8
12	at Louisiana State	L, 2-13
13	at Louisiana State	L, 4-13
16	Old Dominion	T, 14-14 (8)
22	George Mason	L, 4-6
23	at Liberty	L, 5-6
25	Liberty	L, 6-9 (8)
26	Bucknell	W, 6-1 (7)
26	Bucknell	W, 5-4 (7)
27	Bucknell	W, 13-2
29	at William & Mary	L, 3-9

March		
2	at George Mason	W, 4-3
4	Seton Hall	W, 4-1 (7)
4	Seton Hall	L, 4-8
5	Seton Hall	W, 7-4
6	at VCU	W, 8-7
8	at James Madison	L, 6-14
11	Eastern Michigan	W, 7-6
11	Eastern Michigan	L, 4-6 (7)
12	Eastern Michigan	W, 12-4
14	Princeton	W, 11-5
15	Princeton	W, 5-2
17	at NC State	L, 13-16
18	at NC State	L, 2-4
19	at NC State	W, 3-1
24	Wake Forest	L, 0-4
25	Wake Forest	W, 10-9
26	Wake Forest	L, 5-13
28	at Richmond	W, 11-2
29	Virginia Tech	L, 3-7

April		
1	Florida State	L, 6-9
2	Florida State	W, 2-1
2	Florida State	L, 4-10
4	Richmond	W, 11-2
7	at Duke	W, 10-4
8	at Duke	W, 12-3
9	at Duke	L, 1-10
14	at Georgia Tech	L, 4-8
15	at Georgia Tech	L, 1-5
16	at Georgia Tech	L, 6-12
19	at Virginia Tech	L, 6-7 (10)
21	North Carolina	W, 6-5
22	North Carolina	L, 4-5
23	North Carolina	W, 10-6
24	James Madison	L, 1-3
26	UNC Greensboro	W, 1-0 (7)
26	UNC Greensboro	L, 5-15 (7)
28	at Maryland	L, 2-4
29	at Maryland	W, 13-10
30	at Maryland	W, 9-4

May		
2	vs. Virginia Tech (22)	W, 5-4
13	Clemson	L, 7-9
13	Clemson	W, 11-0
14	Clemson	L, 9-20
17	vs. Clemson# (24)	L, 5-9
18	vs. NC State# (24)	W, 9-5 (10)
19	vs. Wake Forest# (24)	W, 8-3
20	vs. Clemson# (24)	L, 5-12

## 2001 (25-31)

### COACH: Dennis Womack

February		
17	Naval Academy	W, 9-1
17	Naval Academy	W, 10-3
18	Naval Academy	W, 6-2
24	Penn State	W, 15-4
24	Penn State	W, 6-5 (9)
25	Penn State	L, 6-7 (10)
27	William & Mary	L, 5-10
28	at VCU	L, 6-7 (11)

March		
1	at Liberty	W, 13-10
3	Seton Hall	L, 4-9
3	Seton Hall	W, 2-1



2009 COLLEGE WORLD SERIES



# YEAR-BY-YEAR RESULTS

23 Liberty	W, 5-3
26 at Georgia Tech	W, 5-1
27 at Georgia Tech	L, 2-3 (12)
28 at Georgia Tech	L, 3-9
30 Virginia Tech	W, 8-7 (10)
May	
11 Clemson	L, 4-15
12 Clemson	L, 2-15
13 Clemson	L, 3-5
15 at Penn State	W, 12-4 (7)
15 at Penn State	L, 11-12 (7)
17 at NC State	L, 2-10
18 at NC State	L, 7-12
18 at NC State	L, 8-10
22 vs. N. Carolina# (22)	L, 10-11
23 vs. NC State# (22)	L, 5-6 (10)

**2003 (29-25)**  
**COACH: Dennis Womack**

February	
14 at Auburn	L, 13-14
15 at Auburn	L, 3-5
16 at Auburn	L, 5-7
24 at Liberty	W, 15-5

March	
2 at Radford	W, 11-0
3 at Richmond	L, 1-2
3 at Richmond	L, 1-2 (7)
4 James Madison	W, 3-2
5 Navy	W, 12-1
7 Charlotte	W, 3-2
8 Charlotte	W, 3-2
9 Charlotte	W, 11-5
11 UNC Greensboro	W, 12-5
12 UNC Greensboro	W, 14-6
14 at Florida State	L, 1-9
15 at Florida State	L, 0-4
16 at Florida State	L, 4-5 (12)
19 William & Mary	W, 6-0
21 Duke	W, 13-1
22 Duke	W, 9-2
23 Duke	W, 6-0
25 James Madison	W, 13-3
26 at James Madison	W, 5-4
28 Maryland	W, 6-0
29 Maryland	W, 4-2

April	
1 Richmond	W, 11-4
2 Liberty	W, 3-0
4 at Clemson	L, 4-9
5 at Clemson	W, 4-1
6 at Clemson	L, 2-9
11 Miami	L, 1-6
12 Miami	L, 4-10
13 Miami	W, 17-2 (7)
15 Old Dominion	W, 8-3
16 at Virginia Tech	L, 3-5
19 NC State	L, 1-7

19 NC State	L, 2-3
20 NC State	W, 8-3
22 George Mason	L, 3-4
23 vs. Virginia Tech	W, 10-7
25 at Wake Forest	L, 1-2
26 at Wake Forest	W, 13-2
27 at Wake Forest	W, 6-4
29 at VCU	L, 3-5
May	
9 Georgia Tech	L, 0-7
10 Georgia Tech	L, 2-5
11 Georgia Tech	L, 0-1
12 VCU	L, 1-7
16 at North Carolina	W, 6-4
16 at North Carolina	L, 3-4 (10)
17 at North Carolina	W, 7-5 (10)
22 vs. NC State# (22)	L, 6-10
23 vs. Wake Forest# (22)	W, 12-11 (10)
24 vs. Florida State# (22)	L, 0-2

**2004 (44-15)**  
**NCAA Tournament**  
**COACH: Brian O'Connor**

February	
13 at NC A&T	W, 10-7
14 at NC A&T	W, 9-3
15 at NC A&T	W, 12-5
19 Maryland-ES	W, 15-2
21 Penn State	W, 7-1
22 Penn State	L, 3-8
24 James Madison	W, 10-1
27 Seton Hall	W, 3-2
28 Seton Hall	W, 17-1
29 Seton Hall	W, 4-3

March	
2 at Richmond	W, 14-6
5 Central Conn.	W, 17-1
6 Central Conn.	W, 10-0
7 Central Conn.	W, 9-4
8 Quinnipiac	L, 11-13
10 at UNC Greensboro	W, 9-1
12 at Georgia Tech	W, 4-3
13 at Georgia Tech	W, 2-1
14 at Georgia Tech	W, 8-5 (10)
17 at Old Dominion	L, 4-5
19 North Carolina	L, 3-5 (11)
20 North Carolina	L, 4-8
21 North Carolina	W, 6-2
24 at George Mason	W, 9-5
26 at NC State	W, 9-2
27 at NC State	L, 1-12
28 at NC State	L, 7-8
30 Brown	W, 13-2 (7)
31 Brown	W, 11-4
April	
2 at Duke	W, 8-1
3 at Duke	W, 6-5
4 at Duke	W, 3-1

6 at William & Mary	W, 11-9
9 Clemson	W, 5-1
10 Clemson	W, 4-3
10 Clemson	W, 3-1
16 at Maryland	W, 5-3
17 at Maryland	W, 7-6 (11)
18 at Maryland	W, 2-1 (11)
20 Norfolk State	W, 8-3
21 Virginia Tech	W, 21-10
23 at Miami	L, 0-8
24 at Miami	L, 3-22
25 at Miami	W, 4-3
27 Radford	W, 3-2
May	
7 Florida State	L, 0-8
8 Florida State	W, 15-2
9 Florida State	L, 1-4
13 Wake Forest	W, 5-4 (10)
14 Wake Forest	W, 11-7
15 Wake Forest	W, 8-6
18 at Liberty	W, 6-4
19 Liberty	W, 5-4
26 vs. Duke# (22)	L, 4-6
27 vs. NC State# (22)	L, 5-6
June	
5 Princeton+	L, 2-4
5 vs. George Mason+	W, 7-2
6 vs. Princeton+	W, 9-0
6 Vanderbilt+	L, 3-7

**2005 (41-20)**  
**NCAA Tournament**  
**COACH: Brian O'Connor**

February	
11 at UNC Wilmington	L, 2-5
12 at UNC Wilmington	W, 2-0
13 at UNC Wilmington	W, 7-4
16 at Old Dominion	L, 6-9
18 Bucknell	W, 2-2
19 Bucknell	W, 2-0
19 Bucknell	W, 13-3
23 Old Dominion	W, 8-0
26 Fordham	W, 5-0
26 Fordham	W, 13-3
27 Fordham	L, 2-3

March	
4 at Wake Forest	L, 8-11
5 at Wake Forest	L, 8-15
6 at Wake Forest	L, 6-7
8 Longwood	W, 8-0
9 James Madison	W, 13-2
11 Marist	W, 3-0
12 Marist	W, 10-5
13 Marist	W, 6-0
16 Coppin State	W, 15-1
18 Maryland	W, 4-1
19 Maryland	W, 6-5
20 Maryland	W, 5-2

27 at Virginia Tech	W, 8-5
30 VMI	W, 2-1
April	
1 at North Carolina	L, 7-8 (14)
2 at North Carolina	L, 5-10
3 at North Carolina	L, 2-3 (11)
5 at Liberty	W, 10-2
8 NC State	W, 2-0
9 NC State	L, 0-6
10 NC State	L, 2-3
12 Norfolk State	W, 13-1
13 Maryland-ES	W, 15-1 (7)
13 Maryland-ES	W, 6-0 (7)
15 at Clemson	L, 4-13
16 at Clemson	L, 2-3
17 at Clemson	W, 9-2
20 Longwood	W, 5-1
22 Georgia Tech	W, 4-2
23 Georgia Tech	W, 9-2
24 Georgia Tech	W, 2-1
27 William & Mary	W, 9-4
29 at Florida State	L, 1-8
May	
1 at Florida State	W, 6-2
1 at Florida State	L, 2-7
3 Richmond	W, 11-0
13 Miami	L, 6-7
13 Miami	L, 0-1
15 Miami	W, 4-3
16 N.C. A&T	W, 2-0
17 at James Madison	W, 10-2
19 Duke	W, 7-1
20 Duke	W, 7-2
21 Duke	W, 10-4
25 vs. Clemson# (17)	W, 8-1
26 vs. NC State# (17)	W, 12-2 (7)
28 vs. Clemson# (17)	W, 5-4
29 vs. Ga. Tech# (17)	L, 3-4

June	
3 vs. St. John's+ (26)	L, 3-5
4 vs. Ohio State+ (26)	L, 1-2

**2006 (47-15)**  
**NCAA Tournament**  
**COACH: Brian O'Connor**

February	
10 vs. The Citadel	W, 5-3
12 at Coastal Carolina	W, 8-3
15 Old Dominion	L, 1-5
17 Towson	W, 7-0
18 Towson	W, 7-2
19 Towson	W, 13-3
21 VCU	W, 7-1
24 vs. George Mason	W, 9-7
25 vs. Gardner-Webb	W, 6-2
26 at C of Charleston	L, 6-7 (17)
28 G. Washington	W, 11-5

March	
3 Saint Joseph's	W, 21-0
4 Saint Joseph's	W, 15-1
5 Saint Joseph's	W, 14-3
7 UMES	W, 20-3
7 UMES	W, 15-0
10 at Georgia Tech	L, 2-8
11 at Georgia Tech	L, 6-7
12 at Georgia Tech	W, 6-3
15 Dayton	W, 10-3
17 Clemson	W, 2-1
18 Clemson	W, 10-2
19 Clemson	W, 7-4
22 Marshall	W, 12-0
24 Wake Forest	W, 3-2
25 Wake Forest	L, 2-3
26 Wake Forest	W, 10-2
28 Coppin State	W, 12-1
29 Norfolk State	W, 13-2
31 at NC State	L, 2-10

April	
1 at NC State	L, 9-10
2 at NC State	L, 1-8
5 at Richmond	W, 5-0
7 at Duke	L, 3-4
8 at Duke	W, 7-3
9 at Duke	W, 6-4
12 Longwood	W, 6-4
14 Boston College	W, 8-3
15 Boston College	W, 5-4
16 Boston College	W, 5-0
18 VMI	W, 5-0
21 at Miami	W, 8-2
22 at Miami	W, 15-7
23 at Miami	L, 8-9 (10)
26 Richmond	W, 8-3
28 at Maryland	W, 6-0
29 at Maryland	W, 8-0
30 at Maryland	W, 7-5

May	
2 Mount St. Mary's	W, 6-3
12 North Carolina	W, 4-1
13 North Carolina	L, 0-5
14 North Carolina	W, 9-2
16 at Old Dominion	W, 11-10
18 Virginia Tech	W, 4-2
19 Virginia Tech	W, 6-0
20 Virginia Tech	W, 11-7
24 vs. Florida St.# (17)	W, 6-2
25 vs. NC State# (17)	L, 3-4
26 vs. Florida St.# (17)	L, 0-11 (7)
June	
2 Lehigh+	W, 11-5
3 vs. South Carolina+	L, 2-8
4 Evansville+	L, 4-15

# YEAR-BY-YEAR RESULTS

## 2007 (45-16)

### NCAA Tournament

COACH: Brian O'Connor

February

9 vs. Elon	W, 10-3
10 vs. North Florida	W, 10-1
11 at Coastal Carolina	L, 2-3
17 G. Washington	W, 11-0
18 G. Washington	W, 11-1
19 G. Washington	W, 15-2
20 William & Mary	W, 17-2
21 Coppin State	W, 12-0
23 Bucknell	W, 2-0
24 Bucknell	W, 3-0
24 Bucknell	W, 13-2
27 VMI	W, 5-3

March

2 Delaware	W, 11-2
3 Delaware	W, 10-4
4 Delaware	W, 3-2
6 at James Madison	W, 6-5
9 at Wake Forest	L, 3-8
10 at Wake Forest	W, 13-5
11 at Wake Forest	L, 6-7
13 Niagara	W, 29-2
17 at North Carolina	W, 7-2 (11)
18 at North Carolina	W, 9-6
18 at North Carolina	L, 4-9
20 at Richmond	W, 11-1
23 Miami	W, 4-1
24 Miami	W, 3-0
25 Miami	L, 2-4
27 George Mason	W, 17-6
28 Longwood	W, 4-3
30 at Virginia Tech	W, 3-1
31 at Virginia Tech	W, 11-4

April

1 at Virginia Tech	W, 8-5
3 at VMI	L, 2-5
6 Duke	W, 4-0
7 Duke	L, 9-13
8 Duke	W, 8-1
10 at VCU	W, 8-1
13 Georgia Tech	L, 1-2 (11)
14 Georgia Tech	W, 7-6
17 Richmond	W, 12-5
20 at Clemson	W, 5-3
21 at Clemson	W, 3-0
22 at Clemson	L, 1-2
25 James Madison	L, 6-7 (14)
27 Maryland	W, 14-0
28 Maryland	W, 3-2 (10)
29 Maryland	W, 4-0

May

1 VCU	W, 5-4
11 NC State	W, 4-2
12 NC State	L, 7-10
13 NC State	L, 6-8
15 Coastal Carolina	L, 7-11
17 at Boston College	W, 5-4 (10)
19 at Boston College	W, 11-3
23 vs. NC State# (17)	W, 6-1
24 vs. Georgia Tech# (17)	W, 4-1
26 vs. N. Carolina# (17)	L, 0-5

June

1 Lafayette+	W, 5-1
2 Oregon State+	W, 7-4 (13)
4 Oregon State+	L, 3-5
5 Oregon State+	L, 3-7

## 2008 (39-23)

### NCAA Tournament

COACH: Brian O'Connor

February

23 Lehigh	W, 5-1
Lehigh	W, 4-1
24 Lehigh	W, 12-1
Lehigh	W, 6-1
27 Old Dominion	W, 7-3
28 Coppin State	W, 27-1
29 Siena	W, 17-2

March

1 Cornell	W, 12-2
Siena	W, 7-4
2 Cornell	W, 12-3
8 at NC State	W, 5-3 (10)
at NC State	L, 0-2
9 at NC State	L, 2-4
11 Radford	W, 8-2
12 Navy	W, 11-5
14 at Duke	L, 8-9
15 at Duke	W, 10-1
16 at Duke	L, 1-4

18 Stony Brook	W, 3-0
Stony Brook	W, 6-4
21 Boston College	W, 7-3
22 Boston College	W, 5-4 (10)
23 Boston College	W, 8-6
25 VCU	W, 5-3
26 G. Washington	L, 5-17
28 Virginia Tech	W, 10-1
29 Virginia Tech	W, 9-2
30 Virginia Tech	W, 2-1

April

1 Towson	W, 9-8
2 Towson	L, 6-7
4 at Florida State	L, 3-10
6 at Florida State	L, 2-3 (10)
at Florida State	L, 2-3 (10)
8 Longwood	W, 6-0
9 Liberty	W, 7-3
11 at Maryland	W, 11-6
12 at Maryland	W, 5-4
13 at Maryland	W, 11-4
15 Coastal Carolina	L, 3-8
18 Wake Forest	W, 4-2
19 Wake Forest	L, 3-14
20 Wake Forest	W, 3-2 (11)
22 Georgetown	W, 9-1
23 William & Mary	L, 5-6
25 at Miami	L, 0-1
26 at Miami	L, 3-4 (10)
27 at Miami	L, 0-10
29 Mount St. Mary's	W, 11-1

May

9 North Carolina	L, 3-9
10 North Carolina	L, 2-5
11 North Carolina	W, 5-4 (6)
13 VMI	W, 6-5 (11)
15 Georgia Tech	W, 4-2
16 Georgia Tech	L, 8-14
17 Georgia Tech	L, 7-9
21 vs. N. Carolina# (17)	W, 8-7 (11)
23 vs. Florida State# (17)	W, 5-3
24 vs. Wake Forest# (17)	L, 4-7
25 vs. Miami# (17)	L, 4-8
30 vs. UCLA+ (29)	L, 2-3
31 vs. Rider+ (29)	W, 8-2

June

1 vs. Cal St. Fullerton+(29)	L, 1-4
------------------------------	--------

## 2009 (49-15-1)

### ACC Champions

#### College World Series

COACH: Brian O'Connor

February

20 Bucknell	W, 12-0
21 Bucknell	W, 7-0
Bucknell	W, 6-1
22 Bucknell	W, 11-1
24 William & Mary	W, 11-1
27 Fordham	W, 6-2
Delaware	W, 11-4
28 Fordham	W, 7-3

March

4 George Washington	W, 17-4
6 at Wake Forest	W, 18-2
7 at Wake Forest	W, 8-6
8 at Wake Forest	W, 21-5
10 Navy	W, 17-1
11 VMI	W, 10-3
13 Florida State	W, 15-2
17 Marshall	W, 5-4
18 Canisius	W, 11-3
Wagner	W, 5-2
20 Miami	W, 9-4
21 Miami	L, 3-4
22 Miami	L, 5-7 (8)
24 Towson	W, 13-4
25 Towson	W, 7-5
27 at North Carolina	L, 3-4
28 at North Carolina	W, 5-2
29 at North Carolina	L, 5-6
31 vs. Radford (22)	W, 12-2

April

1 Norfolk State	W, 6-2
3 Maryland	W, 7-4
4 Maryland	L, 7-8
5 Maryland	W, 17-2
7 Stony Brook	W, 8-0
8 Stony Brook	L, 2-6
11 at Georgia Tech	W, 11-10
at Georgia Tech	T, 4-4
17 at Boston College	W, 8-3
18 at Boston College	L, 6-9
19 at Boston College	W, 2-0

21 at VCU	W, 8-1
22 Georgetown	W, 9-3
24 NC State	W, 6-2
25 NC State	W, 6-3
26 NC State	L, 6-7
28 Liberty	W, 5-2

May

8 Duke	L, 4-11
9 Duke	W, 10-9
10 Duke	W, 12-1
12 VCU	W, 4-1
14 at Virginia Tech	L, 4-5 (10)
15 at Virginia Tech	L, 8-9
16 at Virginia Tech	W, 6-4
21 vs. Clemson (13) #	W, 6-5
22 vs. UNC (13) #	W, 11-1 (8)
23 vs. Duke (13) #	W, 11-7
24 vs. Florida St. (13) #	W, 6-3
29 vs. San Diego St. (30)+	W, 5-1
30 vs. UC Irvine (30)+	W, 5-0
31 vs. UC Irvine (30)+	W, 4-1

June

5 vs. Ole Miss (31)^	L, 3-4 (12)
6 vs. Ole Miss (31)^	W, 4-3
7 vs. Ole Miss (31)^	W, 5-1
13 vs. LSU (32)*	L, 5-9
15 vs. Cal St. Fullerton (32)*	W, 7-5
17 Arkansas (32)*	L, 3-4 (12)

## 2010 (51-14)

### ACC Coastal Division Champions

#### NCAA Charlottesville Regional

COACH: Brian O'Connor

February

19 at East Carolina	W, 6-2
20 at East Carolina	L, 1-6
21 at East Carolina	W, 14-11
24 George Washington	W, 5-2
26 Rhode Island	W, 13-0
27 Rhode Island	W, 22-2
28 Rhode Island	W, 8-5

March

5 Wright State	L, 1-2
6 Dartmouth	W, 14-3
7 Dartmouth	W, 11-5
7 Wright State	W, 13-3
10 at William and Mary	W, 12-6
12 at Florida State	W, 5-0
13 at Florida State	W, 9-8
14 at Florida State	L, 8-9
16 William and Mary	W, 9-1
17 at James Madison	W, 6-3
19 Boston College	W, 7-1
20 Boston College	W, 4-3
21 Boston College	W, 11-1
23 Marshall	W, 6-3
26 Clemson	W, 4-3
27 Clemson	L, 5-8
27 Clemson	W, 3-1
30 Towson	W, 8-5
31 Towson	W, 17-4

April

2 at NC State	L, 5-6 (11)
3 at NC State	W, 8-4
4 at NC State	L, 6-7
6 James Madison	W, 9-4
7 Radford	W, 12-2
9 Georgia Tech	W, 7-4
10 Georgia Tech	L, 7-9
11 Georgia Tech	W, 9-1
14 at VMI	L, 3-12
16 Virginia Tech	W, 4-2
17 Virginia Tech	W, 8-2
18 Virginia Tech	L, 5-8
20 Richmond	W, 11-3
21 George Mason	W, 10-3
23 at Maryland	W, 5-1
23 at Maryland	W, 27-4
24 at Maryland	W, 11-2
27 Coastal Carolina	W, 6-3
28 Georgetown	W, 10-5
30 at Duke (13)	W, 12-3

May

1 at Duke (13)	W, 11-1
2 at Duke (13)	W, 10-6
4 VCU	W, 10-5
15 North Carolina	W, 3-2
15 North Carolina	W, 5-1
16 North Carolina	W, 5-3
20 at Miami	L, 4-5 (11)
21 at Miami	W, 3-1
22 at Miami	W, 7-4
26 vs. Boston College (4) #	W, 6-4
27 vs. Florida State (4) #	L, 4-11
29 vs. Miami (4) #	W, 12-8

June

4 VCU +	W, 15-4
5 Ole Miss +	W, 13-7
6 St. John's +	L, 5-6
7 St. John's +	W, 5-3
12 Oklahoma ^	W, 3-2
13 Oklahoma ^	L, 7-10
14 Oklahoma ^	L, 0-11

## 2011 (56-12)

### ACC Champions

#### ACC Coastal Division Champions

#### College World Series

COACH: Brian O'Connor

February

18 vs. UAB (16)	W, 6-4
19 at Auburn (16)	W, 13-2
20 vs. Arkansas State (16)	W, 8-2
23 VMI	W, 4-3
25 East Carolina	W, 10-1
26 East Carolina	W, 4-3
27 East Carolina	L, 3-4

March

1 William and Mary	W, 9-0
2 Niagara	W, 7-0
4 Cornell	W, 12-1
4 Rider	W, 12-0
5 Rider	W, 4-1
5 Cornell	W, 14-2
8 Marshall	W, 1-0
11 at Clemson	W, 5-0
12 at Clemson	W, 8-7
13 at Clemson	W, 7-6
16 James Madison	W, 7-3
18 Florida State	W, 4-3 (11)
19 Florida State	W, 5-4 (11)
20 Florida State	L, 11-12 (10)
22 Towson	W, 6-0
23 Towson	W, 5-0
25 Maryland	W, 14-1
26 Maryland	W, 4-2
26 Maryland	W, 4-2
29 George Washington	W, 2-0

April

1 at Virginia Tech	W, 18-3
2 at Virginia Tech	W, 9-3
3 at Virginia Tech	W, 10-2
5 Radford	W, 2-0
8 at Georgia Tech	W, 6-2
9 at Georgia Tech	W, 12-9
10 at Georgia Tech	L, 8-10
12 Georgetown	W, 4-0 (5)
13 Coastal Carolina	W, 8-7
15 Duke	W, 10-0
17 Duke	W, 3-2 (11)
17 Duke	W, 18-4
19 at Radford	W, 12-0
20 Richmond	W, 12-1
23 NC State	L, 2-6
23 NC State	W, 3-1
24 NC State	W, 7-6
29 at Boston College	W, 17-0
30 at Boston College	L, 4-5 (11)

May

1 at Boston College	W, 4-0
3 at VCU	W, 14-3
13 Miami	L, 2-6
14 Miami	W, 3-2
15 Miami	W, 5-4
19 at North Carolina	L, 0-6
20 at North Carolina	L, 1-2
21 at North Carolina	L, 2-3
25 vs. Wake Forest (13) #	W, 13-1 (7)
27 vs. Miami (13) #	W, 6-4
28 vs. N. Carolina (13) #	W, 3-2
29 vs. Florida St. (13) #	W, 7-2

June

3 Navy +	W, 6-0
4 St. John's +	W, 10-2
5 East Carolina +	W, 13-1
11 UC Irvine ^	W, 6-0
12 UC Irvine ^	L, 5-6
13 UC Irvine ^	W, 3-2
19 vs. California (32)*	W, 6-1
21 vs. S. Carolina (32)*	L, 1-7
23 vs. California (32)*	W, 8-1
24 vs. S. Carolina (32)*	L, 2-3 (13)

## 2012

### NCAA Tournament

COACH: Brian O'Connor

February

17 vs. Boston College	L, 3-5
18 at Coastal Carolina	W, 9-3
18 vs. James Madison	T, 4-4 (8)
21 William & Mary	W, 6-5 (11)
24 Monmouth	W, 18-4

25 Monmouth	W, 7-1
26 Monmouth	W, 13-1
28 Liberty	L, 0-8

March

2 Wright State	Cancelled
3 Seton Hall	W, 10-4
Wright State	L, 4-5
4 Seton Hall	L, 2-5
6 at James Madison	W, 14-6
9 Virginia Tech	L, 8-10 (11)
10 Virginia Tech	W, 4-3
11 Virginia Tech	W, 6-5
13 Marist	W, 8-5
14 Marist	W, 10-2
17 at Florida State	L, 3-12
18 at Florida State	L, 3-4
19 at Florida State	L, 5-7
21 VMI	W, 12-3
23 Clemson	W, 6-3
24 Clemson	W, 5-1
25 Clemson	W, 5-3
27 Towson	W, 8-0
28 Towson	W, 19-5
30 at NC State	L, 1-5
31 at NC State	W, 5-2

April

1 at NC State	L, 6-7
4 James Madison	W, 15-5
7 Wake Forest	W, 9-4
8 Wake Forest	W, 4-1
9 Wake Forest	W, 11-2
11 George Washington	W, 16-4
13 North Carolina	L, 1-2 (10)
14 North Carolina	L, 2-6
15 North Carolina	L, 3-5
17 Richmond	W, 7-5
20 at Duke (13)	L, 3-6
21 at Duke (13)	W, 12-3
21 at Duke (13)	W, 10-3
24 Radford	W, 3-2 (11)
25 at VCU	W, 7-5
28 at Miami	W, 7-3
29 at Miami	W, 7-4
30 at Miami	W, 7-4

May

1 Mount St. Mary's	Cancelled
2 at Virginia Tech	W, 12-3
11 Georgia Tech	W, 6-5
12 Georgia Tech	W, 4-2
13 Georgia Tech	L, 4-5 (10)
15 VCU	Cancelled
17 at Maryland	W, 7-6
18 at Maryland	W, 10-3
19 at Maryland	L, 5-6
24 vs. Clemson (4) #	W, 3-2
25 vs. Georgia Tech (4) #	L, 5-17 (7)
26 vs. Florida State (4) #	W, 7-0

June

2 Army +	W, 9-1
3 Appalachian State +	L, 5-6
3 Oklahoma +	L, 4-5

### KEY

</

# GAME-BY-GAME SERIES HISTORY VS 2013 OPPONENTS

## BUCKNELL (20-1)

Date	Site	W/L	Result
1912		W	15-4
1925		L	2-10
1927		W	7-2
3/24/1964		W	10-2
3/24/1970	H	W	11-2
2/26/2000	H	W	6-1 (7)
2/26/2000	H	W	5-4 (7)
2/27/2000	H	W	13-2
2/16/2002	H	W	10-3
2/16/2002	H	W	7-5 (7)
2/17/2002	H	W	8-0
2/18/2005	H	W	7-2
2/19/2005	H	W	2-0
2/19/2005	H	W	13-3
2/23/2007	H	W	2-0
2/24/2007	H	W	3-0
2/24/2007	H	W	13-2
2/20/2009	H	W	12-0
2/21/2009	H	W	7-0
2/21/2009	H	W	6-1
2/22/2009	H	W	11-1

## CLEMSON (49-101)

4/7/1955	L	2-3
4/8/1955	L	9-11
3/30/1956	W	7-3
3/31/1956	W	9-6
3/29/1957	W	6-2
5/11/1957	W	8-3
4/4/1958	L	1-10
4/14/1958	L	4-10
3/27/1959	L	1-13
4/15/1959	W	4-3
4/8/1960	L	5-15
4/19/1960	L	2-6
4/1/1961	L	9-23
4/22/1961	L	6-10
4/16/1962	L	2-11 (7)
4/16/1962	W	7-5
4/12/1963	W	5-4
4/13/1963	L	4-9
3/27/1964	L	1-9
3/28/1964	L	9-11
4/19/1965	L	2-5
4/20/1965	W	1-0
4/11/1966	L	4-8
4/12/1966	L	3-18
5/10/1967	W	7-2
5/11/1967	W	2-0
3/29/1968	L	4-6
4/11/1969	at	L 5-12
4/11/1969	at	L 3-9
5/16/1969	H	W 2-0
4/19/1970	H	L 3-5 (7)
4/19/1970	H	W 3-1 (7)
5/8/1970	at	L 2-6
5/6/1971	at	W 16-5
5/7/1971	at	L 2-7
5/6/1972	H	W 4-3
5/6/1972	H	W 5-2
5/7/1972	H	W 5-2
4/6/1973	at	W 6-4
4/15/1973	H	L 3-11
4/20-22/73 #	H	L 1-3
4/19/1974	at	L 2-3 (16)
4/19/1974	at	W 4-1
4/26/1974 #	H	W 3-2
4/28/1974 #	H	L 6-9
4/4/1975	at	L 2-4
4/18/1975	H	L 3-6
4/16/1976	at	L 0-9
4/17/1976	at	L 0-9
4/16/1977	H	L 3-8
4/17/1977	H	L 4-26
3/16/1978	at	L 4-14
3/17/1978	at	L 3-4
4/25/1979	H	L 4-10
4/17/1980	at	L 1-3
4/18/1980	at	L 5-6

4/18/1981	H	L 7-11
4/19/1981	H	L 5-11
4/17/1982	at	L 1-9
4/18/1982	at	L 6-17
4/22/1982 #	at	W 6-4
4/14/1983	H	L 1-8
4/20/1983 #	(10)	L 5-12
3/15/1984	at	L 2-6
3/16/1984	at	L 2-7
4/19/1984 #	(13)	L 6-7
3/28/1985	H	W 19-1
4/20/1985 #	(27)	L 8-10
3/12/1986	at	L 4-15
3/13/1987	at	L 4-6
3/14/1987	at	L 2-9
4/13/1987	H	L 4-11
3/12/1988	at	L 6-9
5/2/1988	H	L 3-8
5/3/1988	H	L 0-6
3/11/1989	at	L 4-10
3/12/1989	at	L 2-8
4/14/1989	H	L 0-8
4/20/1990	H	L 6-12
4/21/1990	H	L 3-19
4/22/1990	H	L 0-8
5/13/1990 #	(14)	L 3-7
3/15/1991	at	L 2-5
3/16/1991	at	L 1-15
3/17/1991	at	L 8-12
5/14/1991 #	(14)	L 4-7 (11)
3/20/1992	H	L 6-8
3/21/1992	H	L 3-5
3/22/1992	H	L 2-8
5/9/1992 #	(14)	L 2-3 (10)
3/12/1993	at	L 1-15
4/1/1994	H	L 2-3
4/2/1994	H	L 6-11
4/3/1994	H	L 4-11
4/7/1995	at	L 4-5
4/8/1995	at	L 0-9
4/9/1995	at	L 2-5
3/29/1996	H	L 1-8
3/30/1996	H	W 3-2
3/31/1996	H	L 3-9
5/17/1996 #	(13)	W 4-2
3/14/1997	at	L 2-3
3/15/1997	at	L 1-6
3/16/1997	at	L 3-7
4/3/1998	H	L 7-9
4/4/1998	H	W 7-6
4/5/1998	H	L 6-15
5/1/1999	at	W 9-3
5/11/1999	at	L 4-5 (11)
5/2/1999	at	L 5-12
5/13/2000	H	L 7-9
5/13/2000	H	W 11-0
5/14/2000	H	L 9-20
5/17/2000 #	(24)	L 5-9
5/20/2000 #	(24)	L 5-12
5/12/2001	at	L 1-8
5/12/2001	at	L 1-17
5/13/2001	at	L 4-5
5/16/2001 #	(24)	W 7-3
5/11/2002	H	L 4-15
5/12/2002	H	L 2-15
5/13/2002	H	L 3-5
4/4/2003	at	L 4-9
4/5/2003	at	W 4-1
4/6/2003	at	L 2-9
4/9/2004	H	W 5-1
4/10/2004	H	W 4-3
4/10/2004	H	W 3-1
4/15/2005	at	L 4-13
4/16/2005	at	L 2-3
4/17/2005	at	W 9-2
5/25/2005 #	(17)	W 8-1
5/28/2005 #	(17)	W 5-4
3/17/2006	H	W 2-1
3/18/2006	H	W 10-2
3/19/2006	H	W 7-4

4/20/2007	at	W 5-3
4/21/2007	at	W 3-0
4/22/2007	at	L 1-2
5/21/2009 #	(13)	W 6-5
3/26/2010	H	W 4-3
3/27/2010	H	L 5-8
3/27/2010	H	W 3-1
3/11/2011	at	W 5-0
3/12/2011	at	W 8-7
3/13/2011	at	W 7-6
3/23/2012	H	W 6-3
3/24/2012	H	W 5-1
3/25/2012	H	W 5-3
5/24/2012 #	(4)	W 3-2

## DUKE (89-53-1)

1926	W	8-2
1928	L	0-11
1929	L	2-12
1930	L	8-15
1947	W	3-2
5/7/1955	at	L 12-16
4/14/1956	at	L 2-8
5/8/1956	H	L 0-10
4/20/1957	at	L 1-2
5/4/1957	H	L 1-8
4/8/1958	at	L 4-5
4/24/1959	H	W 8-3
5/16/1959	H	L 6-14
4/15/1960	at	T 7-7
5/10/1960	H	L 1-5 (8)
5/10/1960	H	L 0-6 (7)
4/15/1961	H	L 2-9
5/19/1961	H	L 1-5
4/28/1962	at	L 2-9
5/10/1962	H	W 11-9
4/20/1963	at	L 5-7
5/11/1963	H	L 6-8
4/18/1964	H	W 5-0
5/8/1964	at	W 2-1
4/9/1965	at	W 3-1
4/30/1965	H	W 8-3
4/16/1966	H	L 1-3 (11)
4/29/1966	at	L 0-4
4/8/1967	at	W 6-4
4/21/1967	H	W 10-3
4/12/1968	H	L 1-6
4/12/1968	H	L 3-6
5/3/1968	at	W 6-2
4/17/1969	at	W 8-1
4/17/1969	at	L 0-1
5/2/1969	H	W 6-1
4/10/1970	at	L 5-8
5/2/1970	H	W 6-1 (7)
5/2/1970	H	W 5-1 (7)
4/9/1971	at	W 3-0
5/2/1971	H	W 3-0
4/15/1972	H	L 2-4
4/30/1972	at	W 4-3
4/14/1973	H	W 8-0
4/14/1973	H	W 6-3
4/7/1974	H	W 12-1
4/20/1974	at	W 2-1
4/6/1975	at	W 7-3
4/19/1975	H	W 13-9
4/4/1976	H	W 4-3 (11)
4/5/1976	H	W 6-3
4/7/1978	H	W 6-5
4/9/1978	at	L 5-6
3/31/1979	at	L 8-9
3/31/1979	at	W 5-2
4/6/1980	H	W 7-5
3/22/1981	at	L 5-6
4/11/1981	H	W 9-5
4/21/1981 #	(10)	L 3-4
3/31/1984	H	W 5-3
4/7/1984	at	W 5-3
4/6/1985	at	W 19-8
4/14/1985	H	W 8-2
4/12/1986	H	W 11-8

4/19/1986	at	W 5-2 (10)
5/14/1987 #	(15)	L 0-5
4/2/1988	H	W 9-5 (7)
4/2/1988	H	W 2-1 (8)
4/24/1988	at	W 21-15
5/12/1988 #	(14)	W 7-1
3/25/1989	at	W 7-0
3/25/1989	at	W 4-3
4/23/1989	H	W 7-4
4/1/1990	at	L 4-7
4/1/1990	at	W 9-8
3/30/1991	H	W 5-4
3/31/1991	H	W 5-4 (7)
3/31/1991	H	W 10-7 (7)
3/27/1992	at	W 4-2 (10)
3/28/1992	at	L 3-8
3/29/1992	at	L 1-3
5/10/1992 #	(14)	L 9-12
4/29/1993	H	W 1-0
4/30/1993	H	L 3-4
5/1/1993	H	W 5-1
4/22/1994	at	L 1-6
4/23/1994	at	L 8-10
3/24/1994	at	L 12-13
4/27/1995	H	W 8-7
4/28/1995	H	W 5-1
4/29/1995	H	W 4-3
4/5/1996	at	W 3-2
4/6/1996	at	L 3-5
4/7/1996	at	L 0-3 (7)
4/25/1997	H	L 1-4
4/26/1997	H	W 3-0
5/15/1997 #	(25)	L 3-16
3/13/1998	at	L 4-7
3/14/1998	at	L 10-13
3/15/1998	at	L 6-9
3/19/1999	H	W 15-5
3/20/1999	H	W 15-3
4/7/2000	at	W 10-4
4/8/2000	at	W 12-3
4/9/2000	at	L 1-10
3/16/2001	H	W 4-3
3/17/2001	H	L 11-12
3/18/2001	H	W 14-5
3/22/2002	at	W 6-4 (10)
3/23/2002	at	W 8-3
3/24/2002	at	W 9-5
3/21/2003	H	W 13-1
3/22/2003	H	W 9-2
3/23/2003	H	W 6-0
4/2/2004	at	W 8-1
4/3/2004	at	W 6-5
4/4/2004	at	W 3-1
5/26/2004 #	(22)	L 5-6
5/19/2005	H	W 7-1
5/20/2005	H	W 7-2
5/21/2005	H	W 10-4
4/7/2006	at	L 3-4
4/8/2006	at	W 7-3
4/9/2006	at	W 11-3
4/6/2007	H	W 4-0
4/7/2007	H	L 9-13
4/8/2007	H	W 8-1
3/14/2008	at	L 8-9
3/15/2008	at	W 10-1
3/16/2008	at	L 1-4
5/8/2009	H	L 4-11
5/9/2009	H	W 10-9
5/10/2009	H	W 12-1
5/23/2009 #	(13)	W 11-7
4/30/2010	at	W 12-3
5/1/2010	at	W 11-1
5/2/2010	at	W 10-6
4/15/2011	H	W 10-0
4/17/2011	H	W 3-2 (11)
4/17/2011	H	W 18-4
4/20/2012	at	L 6-3
4/21/2012	at	W 12-3
4/21/2012	at	W 10-3

## EAST CAROLINA (23-18)

3/23/1967	W	13-0
3/24/1967	W	3-1 (11)
3/25/1968	L	4-7
3/26/1968	L	2-5
3/26/1968	L	4-11
3/22/1969	at	W 3-1
3/23/1969	at	L 5-8
3/27/1971	at	W 9-5
3/28/1971	at	W 1-0
3/25/1972	at	L 11-13
3/26/1972	at	W 6-2
3/10/1973	at	L 2-5
3/11/1973	at	W 7-4
3/18/1974	at	L 0-3
3/30/1979	at	W 11-9
3/16/1980	at	W 11-9
3/15/1981	at	W 6-5
3/15/1981	at	L 5-14
3/30/1982	H	L 10-18
3/16/1986	at	L 5-9
2/27/1988	at	L 10-11 (7)
2/27/1988	at	W 4-3 (7)
2/28/1988	at	W 6-5 (7)
4/12/1989	H	W 3-2
2/24/1990	at	L 3-5
2/24/1990	at	L 1-2
2/25/1990	at	L 3-8
4/24/1990	H	W 9-6

# GAME-BY-GAME SERIES HISTORY VS 2013 OPPONENTS

3/15/2002 H W 11-10  
 3/16/2002 H L 3-8  
 3/16/2002 H L 4-14  
 3/14/2003 at L 1-9  
 3/15/2003 at L 0-4  
 3/16/2003 at L 4-5 (12)  
 5/24/2003 # (22) L 0-2  
 5/7/2004 H L 0-8  
 5/8/2004 H W 15-2  
 5/9/2004 H L 1-4  
 4/29/2005 at L 1-8  
 5/1/2005 at W 6-2  
 5/1/2005 at L 2-7  
 5/24/2006 # (17) W 6-2  
 5/26/2006 # (17) L 0-11 (7)  
 4/4/2008 at L 3-10  
 4/6/2008 at L 2-3 (10)  
 4/6/2008 at L 2-3 (10)  
 5/23/2008 # (17) W 5-3  
 3/13/2009 H W 15-2  
 5/24/2009 # (13) W 6-3  
 3/12/2010 at W 5-0  
 3/13/2010 at W 9-8  
 3/14/2010 at L 8-9  
 5/27/2010 # vs. L 4-11  
 3/18/2011 H W 4-3 (11)  
 3/19/2011 H W 5-4 (11)  
 3/20/2011 H L 11-12 (10)  
 5/29/2011 # H W 7-2  
 3/17/2012 at L 12-3  
 3/18/2012 at L 4-3  
 3/19/2012 at L 7-5  
 5/26/2012 # (4) W 7-0

## GEORGE WASHINGTON (20-13)

4/15/1902 H W 7-5  
 4/25/1902 at L 4-6  
 4/19/1905 H W 22-1  
 5/9/1906 H L 2-3  
 4/16/1907 H W 8-1  
 1941 L 2-8  
 1942 L 5-6  
 1947 W 16-6  
 1947 W 9-7  
 4/17/1948 at L 5-6  
 1950 W 8-1  
 1950 L 0-2  
 1951 W 23-7  
 1952 L 7-14  
 1952 L 5-12  
 4/14/1953 L 7-8  
 4/4/1953 W 5-1  
 4/23/1954 W 10-7  
 5/5/1954 L 1-5  
 3/29/1969 at W 16-14  
 3/23/1984 H W 16-15  
 3/27/1986 H L 10-11  
 2/28/1988 (9) L 6-12 (7)  
 4/30/1996 at W 3-0  
 2/28/2006 H W 11-5  
 2/17/2007 H W 11-0  
 2/18/2011 H W 11-1  
 2/19/2011 H W 15-2  
 3/26/2008 H L 5-17  
 3/4/2009 H W 17-4  
 2/24/2010 H W 5-2  
 3/29/2011 H W 2-0  
 4/11/2012 H W 16-4

## GEORGIA TECH (44-66-2)

4/28/1924 H W 8-4  
 4/29/1924 H L 1-3  
 5/6/1924 at W 7-4  
 4/30/1926 H W 7-6  
 4/2/1926 H L 6-7  
 4/2/1973 at W 6-4  
 4/3/1973 at T 11-11  
 3/4/1974 at W 14-6  
 3/5/1974 at L 2-4

3/7/1974 at L 3-8  
 3/6/1976 at W 9-7  
 3/7/1976 at L 2-3  
 4/19/1980 at W 5-4  
 4/20/1980 at W 10-8  
 4/16/1981 H W 11-1  
 4/17/1981 H W 10-8  
 4/22/1981 # (10) L 2-5  
 4/16/1982 at L 4-6 (7)  
 4/16/1982 at L 2-12 (7)  
 3/22/1983 H L 8-19  
 3/23/1983 H W 15-2  
 4/21/1983 # (10) W 8-1  
 3/9/1984 at L 2-7  
 3/10/1984 at W 13-1  
 3/30/1985 H L 4-8  
 3/31/1985 H W 9-4  
 3/8/1986 at L 7-9  
 3/9/1986 at L 4-18  
 3/12/1987 at L 2-18  
 3/28/1987 H W 3-2  
 3/29/1987 H W 19-3  
 3/19/1988 at L 10-11 (10)  
 3/20/1988 at W 12-9  
 3/27/1988 H L 2-13  
 5/14/1988 # (14) L 4-5  
 3/10/1989 at L 0-18  
 4/16/1989 H L 2-3  
 4/16/1989 H L 2-6  
 5/13/1989 # (14) L 0-3  
 3/9/1990 at L 6-17  
 3/10/1990 at L 4-9  
 3/11/1990 at L 6-13  
 3/25/1991 H W 6-5  
 3/26/1991 H L 1-11  
 3/27/1991 H L 0-13  
 5/13/1991 # (14) L 3-9  
 3/13/1992 at L 3-4 (7)  
 3/13/1992 at L 4-10 (7)  
 3/14/1992 at L 4-5 (10)  
 3/26/1993 H L 3-6 (10)  
 3/28/1993 H W 3-2 (7)  
 3/28/1993 H L 5-7 (7)  
 3/11/1994 at L 1-4  
 3/1/1994 at L 2-6  
 3/13/1994 at L 6-7  
 4/21/1995 H W 2-1  
 4/22/1995 H L 13-18  
 4/23/1995 H W 4-1  
 5/18/1995 # (14) L 2-3  
 3/16/1996 at L 6-7  
 3/16/1996 at L 4-5  
 3/17/1996 at L 5-13  
 5/18/1996 # (13) W 8-4  
 4/13/1997 H L 2-8  
 4/13/1997 H L 2-4 (7)  
 4/13/1997 H W 10-8 (7)  
 3/6/1998 at L 3-5  
 3/7/1998 at L 4-27  
 4/2/1999 H W 7-6 (14)  
 4/3/1999 H L 6-7  
 4/4/1999 H W 6-5  
 4/14/2000 at L 4-8  
 4/15/2000 at L 1-5  
 4/16/2000 at L 6-12  
 3/30/2001 H W 3-1  
 3/31/2001 H L 3-10  
 4/1/2001 H L 9-13  
 4/26/2002 at W 5-1  
 4/27/2002 at L 2-3 (12)  
 4/28/2002 at L 3-9  
 5/9/2003 H L 0-7  
 5/10/2003 H L 2-5  
 5/11/2003 H L 0-1  
 3/12/2004 at W 4-3  
 3/13/2004 at W 2-1  
 3/14/2004 at W 8-5 (10)  
 4/22/2005 H W 4-2  
 4/23/2005 H W 9-2

4/24/2005 H W 2-1  
 5/29/2005 # (17) L 3-4  
 3/10/2006 at L 2-8  
 3/11/2006 at L 6-7  
 3/12/2006 at W 6-3  
 4/13/2007 H L 1-2 (11)  
 4/14/2007 H W 7-6  
 5/24/2007 # (17) W 4-1  
 5/15/2008 H W 4-2  
 5/16/2008 H L 8-14  
 5/17/2008 H L 7-9  
 4/11/2009 at L 6-7  
 4/11/2009 at W 11-10  
 4/12/2009 at T 4-4  
 4/9/2010 H W 7-4  
 4/10/2010 H L 7-9  
 4/11/2010 H W 9-1  
 4/8/2011 at W 6-2  
 4/9/2011 at W 12-9  
 4/10/2011 at L 8-10  
 5/11/2012 H W 6-5  
 5/12/2012 H W 4-2  
 5/13/2012 H L 5-4 (10)  
 5/25/2012 # (4) L 17-5 (7)

## HARVARD (4-20-5)

4/8/1893 H T 1-1  
 5/12/1897 at L 3-9  
 4/18/1898 H L 5-7  
 4/15/1899 H L 3-9  
 4/17/1900 H L 0-7  
 4/13/1901 H L 5-8  
 4/12/1902 (40) L 8-11  
 4/18/1904 (2) L 4-11  
 4/22/1909 H L 0-1  
 4/21/1910 H L 0-1  
 5/4/1910 at T 1-1  
 4/30/1914 at L 2-3  
 4/29/1915 at L 2-10  
 4/17/1916 H T 2-2  
 5/4/1916 at L 0-5  
 4/19/1920 at T 2-2  
 4/9/1928 H L 5-11  
 4/14/1931 H W 11-10  
 4/5/1938 H W 6-5  
 6/15/1938 at L 8-9  
 4/4/1949 H W 2-0  
 4/6/1954 H L 6-9  
 4/5/1956 H L 3-6  
 4/1/1958 H L 2-5  
 4/6/1960 H T 2-2 (11)  
 4/3/1962 H L 2-4  
 4/2/1963 at L 0-8  
 4/3/1963 at L 4-5  
 4/7/1965 H W 2-1

## JAMES MADISON (35-25-1)

3/24/1976 H L 8-9  
 4/9/1976 at W 8-5  
 3/21/1977 H L 4-9  
 4/13/1978 H L 6-8  
 3/26/1979 H W 14-6  
 3/27/1980 at W 5-3  
 3/28/1980 at W 4-2  
 4/27/1981 H L 1-3  
 4/30/1981 at L 1-3  
 4/9/1982 at L 5-13  
 4/28/1982 H L 3-14  
 3/29/1983 at L 0-3 (7)  
 3/29/1983 at W 11-6 (7)  
 4/25/1984 H L 3-5  
 4/25/1984 H W 11-1  
 4/8/1985 H L 9-18  
 4/25/1985 at W 9-6 (10)  
 3/4/1986 H W 3-2  
 4/8/1986 at L 5-9  
 3/25/1987 at L 1-5 (8)  
 3/30/1988 H W 16-3  
 4/13/1988 at L 10-13

4/5/1989 at W 7-6 (10)  
 4/18/1989 H L 6-7  
 3/27/1990 H W 13-12  
 4/4/1990 at W 16-14 (11)  
 3/20/1991 H W 4-2  
 4/16/1991 at L 1-4  
 4/14/1992 H W 6-3  
 3/3/1993 H L 1-2  
 4/27/1993 at L 4-6  
 3/16/1994 at W 4-2  
 4/27/1994 H W 8-1  
 3/1/1995 H W 5-2  
 3/27/1996 at W 3-2  
 4/9/1996 H W 5-3 (10)  
 4/2/1997 at W 12-8  
 4/16/1997 H L 9-11 (12)  
 3/24/1998 at W 11-3  
 4/20/1998 H W 8-7  
 5/15/1999 at W 13-2  
 5/16/1999 H W 5-4  
 3/8/2000 at L 6-14  
 4/24/2000 H L 1-3  
 4/17/2001 H L 3-4  
 4/24/2001 at L 6-7 (10)  
 4/1/2002 H L 2-3 (10)  
 4/2/2002 at L 4-13  
 3/4/2003 H W 3-2  
 3/25/2003 H W 13-3  
 3/26/2003 at W 5-4  
 2/24/2004 H W 10-1  
 3/9/2005 H W 13-2  
 5/17/2005 at W 10-2  
 3/6/2007 at L 6-5  
 4/25/2007 H L 6-7 (14)  
 3/17/2010 at W 6-3  
 4/6/2010 H W 9-4  
 3/16/2011 H W 7-3  
 2/18/2012 (41) T 4-4  
 3/6/2012 at W 14-6  
 4/4/12 H W 15-5

## LIBERTY (29-20-1)

3/16/1976 H W 16-6  
 3/30/1977 at L 2-3  
 4/6/1978 H W 5-1  
 4/29/1981 at L 6-9  
 5/5/1981 H L 4-10  
 4/13/1982 H W 26-5  
 5/4/1982 at L 10-12  
 3/7/1984 H W 4-3  
 4/1/1985 H L 14-16  
 4/29/1985 at W 5-3  
 3/24/1986 H L 5-9  
 4/29/1986 at L 2-3  
 3/2/1987 at L 3-5  
 4/20/1987 H W 8-6  
 4/21/1988 H W 11-2  
 4/3/1989 at W 10-7  
 4/21/1989 H W 15-3  
 2/28/1990 H W 17-5  
 4/30/1990 at L 0-4  
 2/25/1991 H T 5-5 (7)  
 4/18/1991 at L 2-6  
 3/2/1992 at W 13-5  
 3/19/1992 H L 5-6  
 3/10/1993 at W 6-2  
 3/31/1993 H W 4-2  
 4/28/1994 H L 6-7 (10)  
 5/3/1994 H W 4-1  
 3/2/1995 H L 3-5  
 5/1/1995 at W 13-1  
 2/28/1996 H W 7-2  
 3/6/1996 at L 4-5  
 3/4/1997 H W 8-5  
 3/10/1998 at W 11-8  
 3/11/1998 H W 8-4  
 3/23/1999 at L 4-5  
 4/27/1999 H W 11-6  
 2/23/2000 at L 5-6

2/25/2000 H L 6-9 (8)  
 3/1/2001 at W 13-10  
 4/10/2001 H L 4-5 (11)  
 3/5/2002 at L 7-9  
 4/23/2002 H W 5-3  
 2/24/2003 at W 15-5  
 4/2/2003 H W 3-0  
 5/18/2004 at W 6-4  
 5/19/2004 H W 5-4  
 4/5/2005 at W 10-2  
 4/9/2008 H W 7-3  
 4/28/2009 H W 5-2  
 2/28/2012 H L 8-0

## MARYLAND (107-77-1)

4/25/1899 H W 10-2  
 5/1/1901 H W 16-13  
 1923 W 3-2  
 5/20/1924 H W 10-3  
 5/5/1925 at W 11-9  
 5/3/1926 H W 6-3  
 5/7/1927 H W 7-3  
 4/2/1928 at L 1-3  
 5/4/1928 at W 8-3  
 4/10/1929 at L 4-10  
 5/3/1929 at W 3-0  
 4/10/1930 H L 2-11  
 5/2/1930 at L 5-8  
 4/21/1931 at L 1-10  
 3/31/1932 H W 8-5  
 1932 L 5-9  
 4/19/1933 at W 11-6  
 4/8/1934 at L 0-3  
 4/13/1934 at L 0-8  
 4/17/1935 H L 2-3  
 4/23/1936 at W 4-3  
 4/3/1937 H L 5-18  
 4/23/1937 at L 5-9  
 4/16/1938 H L 1-5  
 5/3/1938 at W 6-3  
 3/24/1940 H W 6-2  
 5/11/1940 at W 5-4  
 4/7/1942 H W 16-5  
 5/19/1945 at W 10-3  
 6/9/1945 H W 8-1  
 5/30/1947 H W 7-4  
 6/7/1947 at W 6-3  
 4/20/1950 at W 7-2  
 5/8/1950 H L 2-7  
 4/26/1951 H W 11-6  
 4/1/1952 H W 11-7  
 4/21/1952 at L 5-7  
 5/2/1953 H W 5-4  
 5/7/1953 H L 11-12  
 5/6/1954 at L 5-6  
 3/29/1955 H L 7-9  
 4/16/1955 at L 5-6  
 3/27/1956 at W 8-2  
 4/26/1956 H W 8-6  
 4/13/1957 at L 0-6  
 4/26/1957 H W 12-3  
 4/30/1958 H W 7-2  
 5/17/1958 at L 5-9  
 4/18/1959 at L 6-7 (10)  
 5/7/1959 H W 7-6 (10)  
 4/30/1960 H W 12-11 (10)  
 5/16/1960 at W 13-12  
 4/10/1961 H L 0-2  
 5/2/1961 at W 5-2  
 5/8/1962 at W 3-1 (8)  
 5/16/1962 H W 2-0  
 4/23/1963 at L 5-7  
 5/14/1964 at L 4-8  
 5/11/1965 at L 0-5  
 5/11/1965 at L 1-3  
 4/26/1966 at L 1-11  
 5/10/1966 H W 5-4 (16)  
 4/18/1967 H L 3-7  
 4/23/1968 at L 1-12

# GAME-BY-GAME SERIES HISTORY VS 2013 OPPONENTS

5/7/1968 H L 1-4  
 5/7/1968 H L 0-4  
 4/29/1969 H W 2-1  
 5/15/1969 at L 1-7  
 5/15/1969 at L 1-4  
 5/3/1970 H L 3-5 (8)  
 5/3/1970 H L 4-7 (7)  
 5/20/1970 H L 0-3  
 5/4/1971 H L 0-1  
 5/13/1971 at L 1-6  
 4/19/1972 H L 1-2  
 4/19/1972 H W 4-1  
 3/29/1973 H W 4-3  
 4/10/1973 H W 14-2  
 4/19/1973 # H W 7-1  
 4/2/1974 at L 1-5  
 4/22/1974 H W 11-4  
 4/25/1974 # H W 6-0  
 4/1/1975 H L 3-11  
 4/6/1976 at L 1-2  
 4/13/1976 H L 1-8  
 4/23/1976 # (15) L 4-8  
 4/24/1976 # (15) L 8-14  
 4/6/1977 at T 4-4  
 4/11/1977 H L 0-3  
 4/21/1977 # (15) L 1-4  
 3/29/1978 H L 7-8  
 4/11/1978 H W 28-5 (7)  
 4/18/1979 H L 2-3 (7)  
 4/19/1979 H L 2-4 (7)  
 3/14/1980 H L 4-5  
 3/26/1980 H W 7-3  
 4/8/1981 H L 8-11  
 4/8/1981 H W 5-4  
 3/31/1982 H W 11-7  
 4/7/1982 at L 12-15  
 3/30/1983 H L 0-13  
 4/12/1983 at W 6-5  
 4/22/1983 # (10) W 5-2  
 4/11/1984 at L 3-4  
 4/11/1984 at L 1-2  
 4/3/1985 H W 17-4  
 4/10/1985 at L 7-8  
 4/23/1986 at W 5-3  
 4/30/1986 H W 14-10  
 4/8/1987 H W 7-4  
 4/15/1987 at L 1-6  
 4/22/1987 H W 10-7  
 4/30/1988 at W 16-4 (7)  
 4/30/1988 at W 8-1 (7)  
 5/1/1988 H W 12-1  
 4/29/1989 H W 6-5  
 5/14/1989 # (14) W 7-3  
 4/27/1990 at W 21-19 (10)  
 4/28/1990 at W 29-10  
 4/26/1991 H L 3-5  
 4/27/1991 H W 7-2  
 4/28/1991 H L 4-5  
 4/25/1992 at L 6-8  
 4/25/1992 at L 1-11 (7)  
 4/23/1993 H W 10-5  
 4/24/1993 H L 1-4  
 4/25/1993 H W 11-5  
 4/29/1994 at L 3-5  
 4/30/1994 at L 3-10  
 5/1/1994 at L 5-6  
 5/17/1994 # (14) L 2-8  
 4/14/1995 H W 13-0  
 4/15/1995 H L 5-13  
 4/16/1995 (21) L 6-10  
 4/12/1996 at W 12-6  
 4/13/1996 at W 6-1  
 4/14/1996 at L 3-12  
 5/10/1997 H W 11-1  
 5/10/1997 H W 5-4 (8)  
 5/11/1997 H W 15-6  
 4/10/1998 at L 4-7  
 4/11/1998 at L 3-10  
 4/12/1998 at W 9-1

5/12/1998 # (13) W 9-4 (10)  
 4/23/1999 H W 9-5  
 4/24/1999 H W 15-3  
 4/25/1999 H L 1-5  
 4/28/2000 at L 2-4  
 4/29/2000 at W 13-10  
 4/30/2000 at W 9-4  
 4/20/2001 H W 6-1  
 4/21/2001 H W 15-7  
 4/22/2001 H W 9-6  
 4/5/2002 at W 5-0  
 4/6/2002 at L 3-10  
 4/7/2002 at W 8-7  
 3/28/2003 H W 6-0  
 3/2/2003 H W 4-2  
 4/16/2004 at W 5-3  
 4/17/2004 at W 7-6 (11)  
 4/18/2004 at W 2-1 (11)  
 3/18/2005 H W 4-1  
 3/19/2005 H W 6-5  
 3/20/2005 H W 5-2  
 4/28/2006 at W 6-0  
 4/29/2006 at W 8-0  
 4/30/2006 at W 7-5  
 4/27/2007 H W 14-0  
 4/28/2007 H W 3-2 (10)  
 4/29/2007 H W 4-0  
 3/11/2008 at W 11-6  
 3/12/2008 at W 5-4  
 3/13/2008 at W 11-4  
 3/14/2009 H W 7-4  
 4/4/2009 H L 7-8  
 4/5/2009 H W 17-2  
 4/23/2010 at W 5-1  
 4/23/2010 at W 27-4  
 4/24/2010 at W 11-2  
 3/25/2011 H W 14-1  
 3/26/2011 H W 4-2  
 3/26/2011 H W 4-2  
 5/17/2012 at W 7-6  
 5/18/2012 at W 10-3  
 5/19/2012 at L 6-5

## MIAMI (FLA.) (18-19)

5/25/1985 + (28) L 6-11  
 3/27/2001 at W 5-0  
 3/28/2001 at L 1-5  
 3/29/2001 at L 6-12  
 4/11/2003 H L 1-6  
 4/12/2003 H L 4-10  
 4/13/2003 H W 17-2 (7)  
 4/23/2004 at L 0-8  
 4/24/2004 at L 3-22  
 4/25/2004 at W 4-3  
 5/13/2005 H L 6-7  
 5/14/2005 H L 0-1  
 5/15/2005 H W 4-3  
 4/21/2006 at W 8-2  
 4/22/2006 at W 15-7  
 4/23/2006 at L 8-9 (10)  
 3/23/2007 H W 4-1  
 3/24/2007 H W 3-0  
 3/25/2007 H L 2-4  
 3/25/2008 at L 0-1  
 3/26/2008 at L 3-4 (10)  
 3/27/2008 at L 0-10  
 5/25/2008 # (17) L 4-8  
 3/20/2009 H W 9-4  
 3/21/2009 H L 3-4  
 3/22/2009 H L 5-7 (8)  
 5/20/2010 at L 4-5 (11)  
 5/21/2010 at W 3-1  
 5/22/2010 at W 7-4  
 5/29/2010 # vs. W 12-8  
 5/13/2011 H L 2-6  
 5/14/2011 H W 3-2  
 5/15/2011 H W 5-4  
 5/27/2011 # H W 6-4  
 4/28/2012 at W 7-3

4/29/2012 at W 7-4  
 4/30/2012 at W 7-4  
**NORTH CAROLINA (97-176-4)**  
 5/1/1891 (5) W 6-1  
 5/10/1892 (5) W 5-2  
 5/11/1892 H L 4-7  
 4/28/1893 (18) W 5-2  
 5/4/1894 H L 2-4  
 5/5/1894 H W 10-2  
 5/18/1895 (4) L 7-0  
 4/25/1896 (39) L 6-14  
 3/27/1897 at W 7-6  
 4/26/1897 H W 10-4  
 4/20/1901 H W 9-2  
 4/18/1902 at W 5-4 (10)  
 4/19/1902 (34) L 7-9  
 5/3/1902 H W 11-1  
 4/29/1903 L 3-10  
 4/30/1903 T 15-15  
 5/9/1903 L 1-4  
 4/23/1904 at W 9-2  
 5/4/1905 at L 1-6  
 5/5/1905 vs. L 2-3  
 4/23/1906 (5) L 1-6  
 4/24/1906 H W forfeit  
 5/3/1906 at W 4-3  
 4/15/1907 H W 5-1  
 4/20/1907 (4) W 5-2  
 4/6/1908 (4) L 1-2  
 4/22/1908 H W 5-4  
 4/19/1909 (4) W 3-1  
 4/30/1909 H L 6-7  
 4/8/1910 W 4-3  
 4/9/1910 W 6-2  
 4/22/1910 L 0-3  
 1911 W 3-1  
 1911 L 0-1  
 1911 L 0-1  
 1912 W 2-1  
 1912 L 3-10  
 1912 L 0-4  
 1912 W 4-0  
 1913 L 4-5  
 1913 W 12-9  
 1914 W 2-0  
 1914 W 9-1  
 1914 W 6-1  
 1915 W 5-3  
 1915 W 5-2  
 1915 L 5-8  
 1916 W 5-2  
 1916 W 8-3  
 1917 L 2-3  
 1918 L 0-3  
 1918 W 4-0  
 1918 W 2-1  
 1919 W 2-1  
 1919 T 3-3  
 1919 L 1-7  
 1919 W 11-4  
 1920 W 4-3  
 1920 W 8-7  
 1921 L 3-5  
 1921 L 3-7  
 1921 L 2-3  
 1922 L 0-6  
 1922 L 0-4  
 1922 L 0-7  
 1922 L 0-6  
 1923 L 1-2  
 1923 L 3-12  
 1923 W 4-3  
 1924 L 4-7  
 1924 L 2-3  
 1924 L 8-13  
 1925 L 6-8  
 1925 W 4-1  
 1925 W 2-1

1926 W 7-3  
 1926 L 4-12  
 1926 W 6-2  
 1927 L 7-10  
 1927 W 6-2  
 1927 L 10-11  
 4/14/1928 H L 4-6  
 5/11/1928 W 5-3  
 5/12/1928 (4) L 4-8  
 4/13/1929 H L 4-5  
 5/10/1929 at L 4-6  
 5/11/1929 (4) L 2-4  
 4/12/1930 H L 5-8  
 5/9/1930 (4) L 1-12  
 4/11/1931 H L 1-6  
 5/8/1931 at L 2-6  
 5/9/1931 (4) L 4-15  
 4/8/1932 H W 5-4  
 5/6/1932 at L 3-4  
 4/10/1934 H L 1-3  
 5/4/1934 at L 3-16  
 5/3/1935 (4) L 3-5  
 5/4/1935 (4) W 4-0  
 5/1/1936 at L 2-14  
 4/30/1937 at T 7-7 (12)  
 5/1/1937 at L 2-7  
 1938 L 3-6  
 1938 L 5-9  
 4/15/1939 H W 10-5  
 1939 L 4-15  
 4/25/1940 H L 3-6  
 5/4/1940 at L 5-9  
 1941 L 7-8  
 4/23/1942 H L 1-18  
 5/2/1942 at L 2-5  
 5/1/1943 (4) W 10-8  
 4/11/1946 H L 5-6  
 4/4/1947 at W 5-3  
 5/8/1947 H L 5-6  
 3/26/1948 at L 1-3  
 5/6/1948 H W 4-0  
 4/14/1949 at L 5-6  
 5/7/1949 H T 6-6  
 5/4/1950 H W 9-4  
 3/22/1951 at W 5-4  
 3/22/1952 at L 0-5  
 4/18/1953 H L 5-8  
 3/24/1954 at L 0-2  
 4/29/1955 H L 2-7  
 4/13/1956 at L 1-15  
 4/9/1957 H L 1-6  
 4/10/1957 at L 4-5  
 5/3/1958 at L 1-7  
 5/10/1958 H L 7-15  
 5/2/1959 H L 3-15  
 5/8/1959 at L 2-5  
 4/25/1960 at L 0-13  
 5/3/1960 at L 8-11  
 5/6/1961 H W 4-2  
 5/6/1961 H W 7-2  
 4/21/1962 at W 2-1  
 5/5/1962 H W 11-5  
 4/27/1963 H W 5-2  
 5/4/1963 at L 4-12  
 4/25/1964 H L 0-1  
 5/2/1964 at L 4-9  
 5/8/1965 H W 5-2  
 5/15/1965 at L 2-3  
 4/23/1966 at L 2-3  
 5/7/1966 H L 1-2  
 4/14/1967 H L 1-7  
 5/5/1967 at L 1-2 (10)  
 4/6/1968 at L 2-3  
 4/6/1968 at W 4-1  
 5/10/1968 H L 0-6  
 4/25/1969 H L 1-3  
 4/25/1969 H L 1-6  
 5/10/1969 at L 0-5  
 3/3/1970 H L 1-7

4/25/1970 at L 0-4 (7)  
 4/25/1970 at W 6-1 (7)  
 4/24/1971 at L 5-12  
 4/27/1971 H W 5-4  
 4/9/1972 at L 1-8  
 3/24/1973 H L 5-6  
 4/8/1973 at L 2-6  
 4/21/1974 at L 0-5  
 4/21/1974 at L 5-6  
 4/5/1975 at L 1-5  
 4/20/1975 H W 3-2  
 4/24/1975 # at L 2-5  
 4/3/1976 H L 0-19  
 4/18/1976 at L 3-4  
 4/22/1976 # (15) W 8-6  
 4/15/1977 H W 8-3  
 4/15/1977 H L 4-7  
 4/2/1978 H L 11-12  
 4/8/1978 at W 8-4  
 4/7/1979 at L 2-4  
 4/22/1979 H W 3-2  
 3/22/1980 H L 6-11  
 3/28/1981 at W 9-8  
 3/16/1982 at L 2-5  
 4/10/1982 H W 9-8  
 4/21/1982 # at W 6-3  
 4/25/1982 # at L 2-3 (12)  
 4/17/1983 at L 5-11 (7)  
 4/17/1983 at L 0-8 (7)  
 4/24/1983 # (10) L 4-5 (11)  
 3/24/1984 at L 4-10  
 4/14/1984 H L 1-5  
 3/16/1985 H W 7-6  
 3/24/1985 at L 5-6  
 4/19/1985 # (27) W 10-3  
 3/21/1986 H L 4-6  
 3/29/1986 at L 14-15  
 5/14/1986 # (13) L 4-5  
 5/16/1986 # (13) L 7-9  
 4/12/1987 at L 6-10  
 4/19/1987 H L 1-4 (7)  
 4/19/1987 H L 1-9 (7)  
 3/15/1988 H L 9-14  
 4/9/1988 at L 1-12 (7)  
 4/9/1988 at W 13-5 (7)  
 4/15/1988 at L 9-14  
 5/11/1988 # (14) L 1-13  
 4/1/1989 H L 3-4 (10)  
 4/2/1989 H L 5-10  
 4/9/1989 at L 4-5 (14)  
 5/15/1990 # (14) L 3-7  
 4/12/1991 at L 1-3  
 4/13/1991 at L 4-6  
 4/14/1991 at W 7-1  
 5/13/1991 # (14) W 5-1  
 4/10/1992 H L 5-7  
 4/11/1992 H L 4-5  
 4/12/1992 H W 13-3  
 4/9/1993 at L 4-9  
 4/10/1993 at L 1-4  
 4/11/1993 at L 2-9  
 4/8/1994 H L 1-2  
 4/9/1994 H L 1-2  
 4/10/1994 H L 6-8  
 3/17/1995 at L 0-5  
 3/18/1995 H L 11-12 (10)  
 3/19/1995 at L 5-6  
 3/23/1996 H W 15-0  
 3/24/1996 H L 4-5  
 3/25/1996 H W 9-7  
 4/18/1997 at L 4-6  
 4/19/1997 at W 13-2  
 4/20/1997 at L 9-11 (12)  
 3/27/1998 H L 5-6  
 3/28/1998 H W 18-5  
 3/29/1998 H W 12-7  
 4/16/1999 at L 9-10  
 4/17/1999 at L 2-3  
 4/18/1999 at L 5-6

# GAME-BY-GAME SERIES HISTORY VS 2013 OPPONENTS

4/21/2000	H	W	6-5	5/13/1965	at	L	3-6	3/27/1994	at	L	8-20	4/13/1977	at	W	16-0	1923	L	6-19	
4/22/2000	H	L	4-5	5/14/1965	at	L	4-10	3/24/1995	H	L	5-7	4/5/1978	H	W	12-4	1926	L	6-7	
4/23/2000	H	W	10-6	4/22/1966	H	W	4-0	3/25/1995	H	W	10-8	4/29/1979	H	W	6-4	1927	W	7-0	
4/13/2001	at	L	6-10	5/6/1966	at	L	0-2	3/26/1995	H	L	4-8	4/29/1979	at	W	10-5	1928	L	1-6	
4/14/2001	at	L	6-7	4/15/1967	H	W	4-3	3/9/1996	at	W	12-1	3/24/1980	at	W	7-5	1932	W	5-3	
4/15/2001	at	W	5-2	5/5/1967	at	L	3-5	3/10/1996	at	L	3-9	4/28/1980	H	L	2-5	1934	L	0-12	
3/29/2002	H	L	4-15	5/11/1968	at	L	1-4	3/10/1996	at	L	0-1 (7)	5/2/1981	H	W	4-3	1935	L	0-4	
3/30/2002	H	L	0-5	5/11/1968	at	L	1-6	5/15/1996 #	(13)	W	5-1	5/2/1981	H	W	2-0	1935	W	4-3	
3/31/2002	H	W	8-3	4/26/1969	H	L	3-11	3/21/1997	H	W	6-1	4/26/1983	at	L	2-5	1936	L	0-3	
5/22/2002 #	(22)	L	10-11	5/9/1969	at	W	7-6	3/22/1997	H	L	3-0	4/26/1983	at	L	0-5	1936	W	4-2	
5/16/2003	at	W	6-4	5/9/1969	at	W	4-3	3/23/1997	H	W	5-4	4/9/1985	H	W	5-4 (10)	5/8/1937	at	L	1-12
5/16/2003	at	L	3-4 (10)	4/24/1970	at	L	5-6	5/14/1997 #	(25)	L	2-4	4/23/1985	at	L	1-3	5/11/1937	H	W	4-1
5/17/2003	at	W	7-5 (10)	5/15/1970	H	W	8-4 (7)	3/21/1998	at	L	2-14	4/2/1986	H	L	2-6	1938	W	1-0	
3/19/2004	H	L	3-5 (11)	5/15/1970	H	W	11-1 (7)	3/22/1998	at	L	5-6	4/24/1986	at	L	2-11	1938	W	7-1	
3/20/2004	H	L	4-8	4/18/1971	H	L	0-3	3/22/1998	at	W	9-7 (7)	4/1/1987	H	W	4-3	1939	W	2-1	
3/21/2004	H	W	6-2	4/25/1971	at	W	3-1	5/14/1998 #	(13)	L	1-4	4/21/1987	at	L	1-5	1939	L	0-7	
4/1/2005	at	L	7-8 (14)	4/8/1972	at	W	3-1	3/26/1999	H	L	1-2	4/12/1988	H	T	3-3 (10)	1940	W	2-1	
4/2/2005	at	L	5-10	4/8/1972	at	L	1-5	3/27/1999	H	L	3-8	3/29/1989	H	W	9-8	1940	W	5-4	
4/3/2005	at	L	2-3 (11)	3/25/1973	H	T	1-1	3/28/1999	H	W	9-6	4/25/1989	at	W	10-4	1941	L	1-5	
5/12/2006	H	W	4-1	4/7/1973	at	W	5-1	5/20/1999 #	(13)	L	6-9	3/1/1990	at	L	5-7	1941	W	9-6	
4/13/2006	H	L	0-5	4/7/1973	at	L	3-6	3/17/2000	at	L	13-16	3/21/1990	H	L	6-8	1942	W	4-0	
5/14/2006	H	W	9-2	4/20/1973 #	(10)	W	2-1	3/18/2000	at	L	2-4	3/5/1991	at	L	2-5	1942	L	1-8	
3/17/2007	at	W	7-2 (11)	4/21/73 #	(10)	L	3-9	3/19/2000	at	W	3-1	4/30/1991	H	L	6-9	4/21/1943	W	5-3	
3/18/2007	at	L	3-4	3/31/1974	at	L	5-7	5/18/2000 #	(24)	W	9-5 (10)	3/4/1992	at	L	0-3	5/8/1943	L	1-8	
3/18/2007	at	L	4-9	4/14/1974	H	L	3-8	3/23/2001	H	W	8-7	4/28/1992	H	W	4-1	4/29/1944	W	2-0	
5/26/2007 #	(17)	L	0-5	4/27/1974 #	at	L	1-3	3/24/2001	H	W	10-2	3/30/1993	H	L	2-6 (7)	5/13/1944	L	0-9	
5/9/2008	H	L	3-9	4/13/1975	at	L	0-2	3/25/2001	H	L	3-10	3/30/1993	H	L	3-6 (7)	4/28/1945	W	3-1	
5/10/2008	H	L	2-5	4/13/1975	at	L	1-4	5/18/2001 #	(24)	L	2-6	3/23/1994	at	L	8-12	5/5/1945	W	10-1	
5/11/2008	H	W	5-4 (6)	3/28/1976	at	W	3-2	5/17/2002	at	L	2-10	2/23/1995	at	L	0-18	1946	T	8-8	
5/21/2008 #	(17)	W	8-7 (11)	4/11/1976	H	L	3-8	5/18/2002	at	L	7-12	3/29/1995	H	L	2-13	1946	L	3-4	
3/27/2009	at	L	3-4	3/27/1977	H	L	0-6	5/18/2002	at	L	8-10	2/19/1996	H	W	3-2	1947	L	0-2	
3/28/2009	at	W	5-2	4/10/1977	at	L	1-8	5/23/2002 #	(22)	L	5-6 (10)	3/27/1997	at	L	5-9	1947	L	0-4	
3/29/2009	at	L	5-6	4/1/1978	H	L	4-17	4/19/2003	H	L	1-7	3/25/1998	H	L	6-7	4/21/1948	W	8-1	
5/22/2009 #	(13)	W	11-1 (8)	4/15/1978	at	W	5-2	4/19/2003	H	L	2-3	2/24/1999	at	L	0-1	5/1/1948	at	W	5-2
5/15/2010	H	W	3-2	4/8/1979	at	W	6-4	4/20/2003	H	W	8-3	2/16/2000	H	T	14-14 (8)	1949	L	1-13	
5/15/2010	H	W	5-1	4/21/1979	H	W	5-4	5/22/2003 #	(22)	L	6-10	2/22/2002	(36)	W	12-4	1949	W	3-2	
5/16/2010	H	W	5-3	3/23/1980	H	W	3-2	3/26/2004	at	W	9-2	3/14/2002	at	L	2-4	1950	W	3-2	
5/19/2011	at	L	0-6	4/12/1980	at	L	1-6	3/27/2004	at	L	1-12	4/15/2003	H	W	8-3	1950	W	1-0	
5/20/2011	at	L	1-2	4/24/1980 #	at	L	1-3	3/28/2004	at	L	7-8	3/17/2004	at	L	4-5	1951	W	3-2	
5/21/2011	at	L	2-3	3/29/1981	at	L	3-12	5/27/2004 #	(22)	L	5-6	2/16/2005	at	L	6-9	1952	L	3-4	
5/28/2011 #	H	W	3-2	4/4/1981	H	W	18-6	4/8/2005	H	W	2-0	2/23/2005	H	W	8-0	1952	L	1-5	
4/13/2012	H	L	2-1 (10)	3/14/1982	at	W	12-8	5/9/2005	H	L	0-6	2/15/2006	H	L	1-5	4/28/1953	L	3-7	
4/14/2012	H	L	6-2	4/11/1982	H	L	5-12	5/10/2005	H	L	2-3	5/16/2006	at	W	11-10	5/9/1953	W	8-1	
4/15/2012	H	L	5-3	3/26/1983	H	W	4-2	5/26/2005 #	(17)	W	12-2 (7)	2/27/2008	H	W	7-3	4/24/1954	W	10-7	
				4/16/1983	at	W	8-7	3/31/2006	at	L	2-10					5/1/1954	L	1-3	
				3/25/1984	at	L	0-1	4/1/2006	at	L	9-10					4/30/1955	L	4-9	
<b>NC STATE (68-112-1)</b>				4/15/1984	H	L	3-14	4/2/2006	at	L	1-8	<b>RADFORD (18-3-1)</b>				5/19/1955	W	4-0	
1903		W	4-0	4/18/1984 #	(13)	L	0-10	5/25/2006 #	(17)	L	3-4	4/29/1988	(7)	W	16-1	3/16/1989	H	W	17-4
4/21/1904	at	W	11-3	3/17/1985	H	W	22-6	5/11/2007	H	W	4-2	5/1/1990	H	L	9-11	5/19/1956	L	0-8	
4/25/1906	H	W	12-0	3/23/1985	at	L	2-3	5/12/2007	H	L	7-10	2/26/1991	H	T	5-5	5/19/1956	L	2-6	
5/5/1906	at	L	4-5	4/18/1985 #	(27)	W	7-0	5/13/2007	H	L	6-8	5/2/1993	at	L	11-16	5/15/1957	L	2-3	
1925	L	6-8		3/30/1986	at	L	1-2	5/23/2007 #	(17)	W	6-1	5/3/1993	H	W	8-0	4/26/1958	L	0-17	
1925	L	2-3		4/5/1986	H	L	1-2	3/8/2008	at	W	5-3 (10)	4/19/1994	(19)	W	9-3	5/19/1958	L	0-8	
1928	W	3-2		4/11/1987	at	L	3-21 (7)	3/8/2008	at	L	0-2	5/12/1995	H	W	9-7	5/7/1960	L	4-7	
1928	L	4-6		4/11/1987	at	L	3-5 (7)	3/9/2008	at	L	2-4	4/2/1996	at	W	6-1	5/19/1961	L	3-7	
1929	W	7-2		5/13/1987 #	(14)	L	2-4	4/24/2009	H	W	6-2	2/26/1997	H	W	9-4	5/18/1963	L	4-8	
1930	L	3-4		4/10/1988	at	L	3-21	4/25/2009	H	W	6-3	4/20/1998	at	W	14-3	5/6/1964	L	1-2	
1930	L	5-10		4/16/1988	H	L	8-13	4/26/2009	H	L	6-7	3/4/1999	H	W	5-2	5/5/1965	W	5 or 4-3	
1931	W	6-1		4/17/1988	H	W	12-11	4/2/2010	at	L	5-6 (11)	4/5/2001	at	L	5-6	5/3/1966	L	5-7	
1933	L	1-4		5/13/1988 #	(14)	W	6-1	4/3/2010	at	W	8-4	3/6/2002	H	W	5-1	4/28/1967	L	0-1	
1934	W	7-6		3/31/1989	H	W	14-7	4/4/2010	at	L	6-7	3/2/2003	at	W	11-0	4/10/1968	W	4-2	
4/19/1955	L	2-13		4/8/1989	at	L	4-9	4/23/2011	H	L	2-6	4/27/2004	H	W	3-2	4/23/1969	at	W	9-3
5/6/1955	L	3-5		5/15/1989 #	(14)	L	8-11	4/23/2011	H	W	3-1	3/11/2008	H	W	8-2	4/29/1970	H	W	5-4
4/20/1956	H	L	2-6	3/23/1990	at	L	1-10	4/24/2011	H	W	7-6	3/31/2009	(22)	W	12-2	4/16/1971	at	W	28-2
5/17/1956	L	8-27		3/24/1990	at	L	6-7	3/30/2012	at	L	1-5	4/7/2010	H	W	12-2	6/1/1972 +	(6)	W	18-2
4/18/1957	at	L	3-4	3/25/1990	at	W	12-7	3/31/2012	at	W	5-2	4/5/2011	H	W	2-0	4/24/1973	H	L	2-5
4/29/1957	H	W	19-6	5/12/1990 #	(14)	W	14-1	4/1/2012	at	L	6-7	4/19/2011	at	W	12-0	3/22/1974	H	L	0-7
4/7/1958	at	L	5-8	4/19/1991	H	W	8-4					4/9/1975	H	W	13-9	3/28/1975	at	L	0-14
4/21/1958	H	W	3-2	4/20/1991	H	W	6-2	<b>OLD DOMINION (24-29-2)</b>				3/21/1976	H	W	12-3	4/9/1975	H	W	13-9
4/25/1959	H	W	4-3 (7)	4/21/1991	H	L	1-2	3/29/1965	L	1-9					3/21/1976	H	W	12-3	
4/25/1959	H	W	11-4 (7)	5/11/1991 #	(14)	W	4-3	4/7/1966	L	3-6	<b>RICHMOND (79-58-2)</b>				4/1/1977	at	W	5-4	
4/23/1960	at	L	4-15	4/17/1992	at	W	5-1	4/1/1967	L	4-5	4/20/1889	H	W	13-4	4/14/1977	H	W	10-3	
5/2/1960	H	L	6-13	4/18/1992	at														

# GAME-BY-GAME SERIES HISTORY VS 2013 OPPONENTS

4/2/1982	at	L	9-14	3/5/1985	at	W	7-6	4/18/1941	H	W	18-11	4/10/1991	H	W	5-2	1929	L	0-4	
4/13/1983	at	L	6-7	3/27/1985	H	W	9-7	4/28/1941	at	W	7-4	4/17/1991	at	L	5-11	1930	L	2-12	
4/6/1984	at	W	3-2	3/20/1986	H	W	7-6	4/27/1942	at	L	7-9	4/8/1992	H	W	4-3	1930	L	1-10	
4/12/1984	H	W	9-8	3/4/1987	H	W	6-1	5/5/1942	H	W	3-2	4/15/1992	H	L	3-12	1931	L	3-4	
3/26/1985	at	W	7-0	4/23/1987	at	W	13-6	5/4/1943	H	L	7-8	4/22/1992	at	L	4-6	1931	L	9-14	
4/11/1986	at	W	16-6	3/1/1989	H	L	2-6	5/5/1943	H	L	7-9	4/7/1993	at	L	1-6	1932	(12)	W	5-3
4/2/1987	at	W	10-2	5/2/1989	at	L	2-6	5/17/1944	at	L	1-2	4/14/1993	H	W	6-2	1932	W	15-7	
4/7/1987	H	W	8-4	3/7/1990	H	W	15-8	4/21/1945	H	L	1-3	4/20/1994	H	L	3-5 (7)	1933	W	8-0	
3/24/1988	at	W	14-13	2/27/1991	H	W	7-2	6/2/1945	at	W	2-1	4/20/1994	H	L	10-11 (7)	1933	W	4-3	
4/19/1988	H	W	6-5	3/1/1991	at	L	0-5	4/20/1946	at	W	8-2	4/19/1995	H	W	8-7	1934	W	8-3	
4/6/1989	H	W	8-4	4/6/1992	at	W	5-4 (10)	1946	W	11-7	4/26/1995	at	W	13-5	1934	W	12-9		
4/19/1989	at	W	10-4	2/24/1993	H	W	8-4 (8)	5/10/1947	at	L	4-10	4/17/1996	(22)	W	2-1 (10)	1935	L	1-2	
3/22/1990	H	W	5-2	2/25/1993	at	L	4-8	5/22/1947	H	L	6-9	4/25/1996	H	W	8-1	1935	W	5-1	
4/18/1990	at	W	8-6	2/20/1994	at	L	6-7	4/23/1948	H	W	10-9	3/9/1997	at	W	14-11	1936	W	15-5	
4/9/1991	H	L	1-12	4/26/1994	H	W	9-1	5/8/1948	at	L	2-13	4/8/1998	H	W	4-3	1936	W	3-1	
4/24/1991	at	W	5-4 (10)	2/22/1995	at	L	2-4	4/18/1949	H	W	7-6	4/15/1998	at	L	5-10	4/13/1937	at	W	5-0
2/27/1992	H	L	3-6	3/22/1995	H	W	9-3	4/18/1950	H	W	4-1	4/22/1998	at	W	3-2	5/6/1937	W	9-1	
3/31/1992	at	W	5-3	2/21/1996	H	W	9-7	5/15/1950	at	L	0-9	4/14/1999	at	L	9-13	1938	W	8-0	
3/2/1993	at	L	2-8	4/29/1996	at	W	5-3	4/11/1951	H	W	4-3	4/21/1999	H	L	7-11	1938	L	8-12	
4/4/1993	H	L	3-9	4/22/1997	H	W	11-7	5/7/1951	at	L	1-7	3/29/2000	H	L	3-7	1939	W	6-5	
4/5/1994	at	W	6-4	4/29/1997	at	W	5-2	4/24/1952	H	W	1-0	4/19/2000	at	L	6-7 (10)	1939	W	15-3	
4/7/1994	H	W	9-5	3/31/1998	H	L	3-6	1952	L	2-7	5/2/2000	H	W	5-4	1940	W	5-2		
3/28/1995	at	L	7-8	4/28/1998	at	W	11-7	4/23/1953	H	W	7-6	4/11/2001	H	W	7-4	1940	W	14-11	
4/4/1995	H	W	13-11	2/14/1999	vs.	L	2-7	5/11/1953	at	W	4-3	4/18/2001	at	W	9-3	1941	W	10-9	
4/16/1996	at	W	8-7	4/7/1999	H	W	14-1 (7)	4/19/1954	at	W	3-2	5/1/2001	(22)	L	1-6	1941	W	8-2	
4/23/1996	H	L	9-13	4/20/1999	at	L	2-4	4/27/1954	H	L	2-7	4/10/2002	at	W	16-10	1942	L	5-8	
4/8/1997	H	L	3-8	3/6/2000	at	W	8-7	5/4/1955	at	L	2-7	4/18/2002	(22)	L	2-8	1942	W	13-1	
4/15/1997	at	L	4-9	2/28/2001	at	L	6-7 (11)	5/10/1955	H	L	7-9	4/30/2002	H	W	8-7 (10)	4/10/1943	W	20-0	
4/2/1998	at	T	11-11	3/20/2001	H	L	2-8	4/9/1956	H	W	4-2	4/16/2003	at	L	3-5	4/24/1943	W	17-5	
4/14/1998	H	W	9-7	2/26/2002	H	L	7-13	5/10/1956	at	L	4-19	4/23/2003	(22)	W	10-7	1947	W	7-5	
3/31/1999	H	W	6-5	3/27/2002	at	L	1-6	4/22/1957	at	L	3-7	4/21/2004	H	W	21-10	1947	W	15-3	
4/6/1999	at	L	3-8	4/29/2003	at	L	3-5	5/17/1957	H	W	5-1	3/27/2005	at	W	8-5	4/28/1948	W	6-5	
3/28/2000	at	W	11-2	5/12/2003	H	L	1-7	5/8/1958	H	W	6-5	5/18/2006	H	W	4-2	5/15/1948	at	W	6-3
4/4/2000	H	W	11-2	2/21/2006	H	W	7-1	5/5/1959	H	L	3-9	5/19/2006	H	W	6-0	1949	W	7-2	
3/27/2001	H	W	1-0	4/10/2007	at	W	8-1	5/18/1960	at	L	7-9	5/20/2006	H	W	11-7	1950	W	7-6	
4/3/2001	at	L	4-17	5/1/2007	H	W	5-4	4/12/1961	H	W	17-10	3/30/2007	at	W	3-1	1950	W	13-0	
4/16/2002	H	L	6-15	3/25/2008	H	W	5-3	4/18/1962	at	L	0-9	3/31/2007	at	W	11-4	1951	W	12-2	
4/17/2002	at	W	12-11 (10)	4/21/2009	at	W	8-1	3/31/1966	H	L	1-7	4/1/2007	at	W	8-5	1951	W	7-2	
3/3/2003	at	L	1-2	5/12/2009	H	W	4-1	4/18/1968	at	L	0-20	3/28/2008	H	W	10-1	1952	W	12-5	
3/3/2003	at	L	1-2 (7)	4/25/2012	at	W	7-5	5/6/1969	H	W	1-0	3/29/2008	H	W	9-2	1952	W	9-2	
4/1/2003	H	W	11-4	5/4/2010	H	W	10-5	5/19/1970	at	L	8-9	3/30/2008	H	W	2-1	4/16/1953	W	7-1	
3/2/2004	at	W	14-6	6/4/2010 +	H	W	15-4	4/29/1971	H	L	4-5	5/14/2009	at	L	4-5 (10)	5/12/1954	W	7-3	
5/3/2005	H	W	11-0	5/3/2011	at	W	14-3	5/10/1972	H	W	4-2	5/15/2009	at	L	8-9	5/21/1954	L	5-7	
4/5/2006	at	W	5-0	4/25/2012	at	W	7-5	5/6/1973	H	L	4-7	5/16/2009	at	W	6-4	4/27/1955	L	5-6	
4/26/2006	H	W	8-3	<b>VIRGINIA TECH (91-76)</b>				4/12/1974	H	W	8-6	4/16/2010	H	W	4-2	5/23/1955	W	2-1	
3/20/2007	at	W	11-1	5/2/1900	H	W	12-0	4/16/1974	at	W	3-2 (10)	4/17/2010	H	W	8-2	5/5/1956	L	5-8	
4/17/2007	H	W	12-5	5/10/1901	at	W	8-3	4/2/1975	at	W	5-3	4/18/2010	H	L	5-8	5/16/1956	W	4-2	
4/20/2010	H	W	11-3	1903	W	14-2	4/17/1975	H	W	10-1	4/1/2011	at	W	18-3	4/2/1957	W	2-0		
4/20/2011	H	W	12-1	5/6/1903	H	W	13-4	3/26/1976	at	L	6-10	4/2/2011	at	W	9-3	4/27/1957	W	10-4	
4/17/2012	H	W	7-5	4/14/1904	H	W	9-0	4/2/1976	H	L	2-3	4/3/2011	at	W	10-2	4/19/1958	L	5-13	
<b>TOWSON (14-2)</b>				4/26/1905	H	W	7-1	3/29/1977	H	L	9-12	3/9/2012	H	L	19-8 (11)	4/13/1960	L	6-19	
4/12/1982	H	W	19-6	4/27/1905	H	W	7-2	4/8/1977	at	L	7-9	3/10/2012	H	W	4-3	4/7/1961	W	8-3	
4/1/1986	H	W	9-8	4/18/1922	H	W	6-0	4/14/1978	at	W	10-1	3/11/2012	H	W	6-5	5/2/1962	L	1-7	
4/22/1991	H	L	4-6	5/4/1923	at	W	7-0	4/12/1979	at	W	9-2					4/30/1963	W	12-1	
2/17/2006	H	W	7-0	5/10/1924	H	L	1-3	4/16/1979	at	L	0-4	<b>VMI (101-29)</b>				4/29/1965	L	2-3	
2/18/2006	H	W	7-2	1926	L	4-5	4/28/1981	H	W	10-9	5/17/1889	at	W	19-4	5/17/1966	W	12-6		
2/19/2006	H	W	13-3	1928	W	21-3	5/3/1981	at	L	1-11	5/3/1890	at	W	13-7	4/12/1967	W	2-0		
4/1/2008	H	W	9-8	4/23/1928	at	W	6-0	4/30/1982	H	L	6-10	4/25/1891	at	W	24-0	4/7/1969	H	W	6-1
4/2/2008	H	L	6-7	4/20/1929	H	W	12-2	5/1/1982	H	L	4-13	4/28/1900	at	W	22-0	4/22/1970	at	W	5-1
3/24/2009	H	W	13-4	5/14/1929	at	W	8-6	5/2/1982	at	L	2-9	1903	W	7-1	4/26/1971	H	W	9-2	
3/25/2009	H	W	7-5	4/19/1930	H	L	2-7	4/29/1983	at	L	10-11	4/6/1906	H	W	9-0	4/25/1972	at	W	9-4
3/30/2010	H	W	8-5	4/24/1931	H	L	4-5	4/30/1983	H	L	3-8	1911	W	11-0	5/1/1973	H	W	11-1	
3/31/2010	H	W	17-4	5/16/1931	at	L	1-6	5/1/1983	at	L	11-12	1914	W	11-3	4/11/1974	at	W	6-4 (12)	
3/22/2011	H	W	6-0	4/22/1932	H	W	12-8	4/27/1984	(19)	L	4-9	1916	W	14-5	4/7/1975	at	W	11-1	
3/23/2011	H	W	5-0	5/2/1932	at	W	9-2	4/28/1984	(19)	L	3-5	1918	W	14-4	4/8/1976	at	W	8-6	
3/27/2012	H	W	8-0	5/9/1933	H	L	5-11	4/29/1984	(19)	L	9-10	1919	W	2-1	3/31/1977	H	W	16-1	
3/28/2012	H	W	19-5	4/30/1934	H	W	14-4	4/27/1985	at	L	13-14	1921	L	4-7	3/31/1978	at	W	6-1	
<b>VCU (34-19)</b>				4/29/1935	H	W	7-3	4/28/1985	H	W	3-2	1922	L	1-3	4/29/1979	H	L	1-2	
4/15/1979	H	W	17-4	5/13/1935	at	L	7-11	4/14/1986	at	W	11-8	1923	L	0-6	4/10/1980	at	W	7-0	
4/19/1979	at	L	3-14	4/20/1936	H	W	9-8	4/21/1986	H	L	12-13 (12)	1923	L	0-4	4/10/1980	at	W	5-2	
3/20/1980	H	L	8-15	5/11/1936	at	W	8-7	5/9/1987	H	L	3-8	1924	W	8-2	5/4/1981	H	W	13-3	
4/10/1981	H	L	6-7	4/3/1937	at	L	0-9	5/10/1987	(12)	L	4-8	1924	W	9-4	4/19/1981	H	W	8-2	
4/15/1981	H	L	forfeit	5/4/1937	(33)	L	3-6	5/											

# GAME-BY-GAME SERIES HISTORY VS 2013 OPPONENTS

3/24/1987 H W 8-0  
 4/5/1988 at W 11-5  
 4/26/1988 H L 3-5  
 4/17/1989 at W 14-13 (10)  
 4/17/1989 at W 14-8  
 3/6/1990 H L 4-5  
 3/7/1991 H W 16-5  
 2/22/1992 at W 14-5  
 4/13/1992 H W 12-1  
 2/23/1993 H W 6-3  
 4/14/1994 at L 3-12  
 2/28/1995 H W 5-1  
 4/13/1995 at L 4-6  
 4/22/1996 H W 9-4  
 3/25/1997 at W 13-3  
 2/25/1998 H W 13-7  
 3/30/2005 H W 2-1  
 4/18/2006 H W 5-0  
 2/27/2007 H W 5-3  
 4/3/2007 at L 2-5  
 5/13/2008 H W 6-5 (11)  
 3/11/2009 H W 10-3  
 4/14/2010 at L 3-12  
 2/23/2011 H W 4-3  
 3/21/2012 H W 12-3

## WAKE FOREST (74-84)

4/21/1894 (18) W 5-2  
 3/29/1897 H W 10-3  
 5/4/1906 at W 6-5  
 1938 L 4-6  
 1938 L 6-9  
 5/3/1955 L 2-7  
 5/14/1955 L 2-4  
 4/21/1956 W 8-4  
 5/1/1956 L 2-5  
 4/19/1957 W 5-4  
 4/30/1957 L 0-7  
 5/12/1958 L 2-13 (7)  
 5/12/1958 L 1-6 (7)  
 5/1/1959 L 2-5  
 5/9/1959 L 3-5  
 4/14/1960 L 6-10  
 5/9/1960 L 1-5 (10)  
 4/14/1961 L 6-12  
 4/29/1961 L 0-8  
 4/27/1962 W 3-0  
 5/11/1962 W 3-2 (10)  
 5/22/1962 # L 0-7  
 4/19/1963 at L 6-11  
 5/10/1963 H L 4-5  
 4/17/1964 H L 1-4  
 5/9/1964 at L 0-5  
 4/10/1965 at L 2-6  
 5/1/1965 H W 7-1  
 4/15/1966 H W 7-2  
 4/30/1966 at L 0-10  
 4/7/1967 at L 5-7  
 4/22/1967 H W 1-0  
 4/13/1968 H L 5-7  
 5/4/1968 at L 0-15  
 5/4/1968 at W 6-0  
 5/3/1969 H L 5-6  
 5/4/1969 H W 5-2  
 4/11/1970 at L 4-5 (7)  
 4/11/1970 at W 6-3 (7)  
 5/1/1970 H W 13-4  
 4/10/1971 at W 4-3  
 5/1/1971 at W 11-2  
 4/16/1972 H W 6-1  
 4/29/1972 at W 8-7  
 4/29/1972 at W 2-0  
 4/13/1973 H W 11-0  
 4/13/1973 H L 1-3  
 4/13/1974 H W 10-4  
 4/13/1974 H W 7-4  
 3/29/1975 H L 3-4  
 4/12/1975 at W 7-2  
 3/27/1976 at W 1-0  
 4/10/1976 H L 4-9

4/24/1976 # (15) W 8-2  
 3/26/1977 H L 2-3  
 4/9/1977 at L 0-10  
 4/16/1978 at L 3-4  
 4/17/1978 at L 7-9  
 4/19/1978 # (10) L 2-16  
 3/15/1979 at W 12-3  
 3/16/1979 at L 2-12  
 4/1/1979 at L 4-14  
 4/14/1979 H L 5-8  
 3/29/1980 at L 5-7  
 4/5/1980 H W 12-4  
 3/21/1981 at W 10-8  
 4/12/1981 H W 8-3  
 4/4/1982 H W 7-5 (7)  
 4/5/1982 H W 5-14 (7)  
 4/21/1982 # (10) W 10-4  
 4/24/1982 # (10) L 3-7  
 4/1/1983 at L 3-10  
 4/1/1984 H L 1-2  
 4/8/1984 at W 6-4  
 4/7/1985 at W 10-3  
 4/13/1985 H W 4-3  
 4/17/1985 # (27) L 4-9  
 4/13/1986 H L 2-4  
 4/20/1986 at W 15-12  
 4/4/1987 H W 9-2  
 4/26/1987 at L 4-5 (7)  
 4/26/1987 at L 1-6 (7)  
 4/3/1988 H W 6-5  
 4/23/1988 at L 12-15 (7)  
 4/23/1988 at W 8-2 (7)  
 3/26/1989 at L 5-17  
 4/22/1989 H W 9-8  
 4/22/1989 H W 6-5  
 4/8/1990 H W 9-0  
 4/8/1990 H W 12-9  
 5/14/1990 # (14) W 8-4  
 4/6/1991 at L 3-4 (7)  
 4/6/1991 at W 4-2 (10)  
 4/7/1991 at W 6-2  
 4/3/1992 H L 7-14  
 4/4/1992 H L 3-8  
 4/5/1992 H L 2-6  
 4/2/1993 at W 11-10  
 4/3/1993 at W 13-9 (13)  
 4/4/1993 H L 6-7 (10)  
 5/16/1993 # (14) W 8-7  
 4/15/1994 H W 5-2  
 4/16/1994 H L 2-7  
 4/17/1994 (18) L 3-9  
 3/31/1995 at L 4-9  
 4/1/1995 at L 1-2  
 4/2/1995 at L 2-3  
 4/19/1996 H W 6-0  
 4/20/1996 H W 8-4  
 4/21/1996 H W 2-1  
 4/4/1997 at L 4-8  
 4/5/1997 at L 3-11  
 4/6/1997 at W 7-6  
 4/24/1998 H L 2-3  
 4/25/1998 H L 4-13  
 4/26/1998 H L 7-13  
 4/9/1999 at L 2-11  
 4/10/1999 at L 8-14  
 4/11/1999 at L 4-5  
 5/19/1999 # (13) L 3-4  
 3/24/2000 H L 0-4  
 4/25/2000 H W 10-9  
 3/26/2000 H L 5-13  
 5/19/2000 # (24) W 8-3  
 5/6/2001 at L 8-9  
 5/7/2001 at L 2-14  
 5/8/2001 at L 1-4  
 5/17/2001 # (24) L 1-2  
 4/12/2002 H L 7-8  
 4/13/2002 H L 3-4  
 4/14/2002 H L 5-9  
 4/25/2003 at L 1-2  
 4/26/2003 at W 13-2

4/27/2003 at W 6-4  
 5/23/2003 # (22) W 12-11 (10)  
 5/13/2004 H W 5-4 (10)  
 5/14/2004 H W 11-7  
 5/15/2004 H W 8-6  
 3/4/2005 at L 8-11  
 3/5/2005 at L 8-15  
 3/6/2005 at L 6-7  
 3/24/2006 H W 3-2  
 3/25/2006 H L 2-3  
 3/26/2006 H W 10-2  
 3/9/2007 at L 3-8  
 3/10/2007 at W 13-5  
 3/11/2007 at L 6-7  
 4/18/2008 H W 4-2  
 4/19/2008 H L 3-14  
 4/20/2008 H W 3-2 (11)  
 5/24/2008 # (17) L 4-7  
 3/6/2009 at W 18-2  
 3/7/2009 at W 8-6  
 3/8/2009 at W 21-5  
 5/25/2011 # vs. W 13-1 (7)  
 4/7/2012 H W 9-4  
 4/8/2012 H W 4-1  
 4/9/2012 H W 11-2

## WILLIAM & MARY (69-29-2)

4/23/1902 H W 27-1  
 3/29/1905 H W 22-0  
 3/25/1909 H W 13-0  
 1918 W 11-3  
 1919 L 0-2  
 1921 W 8-6  
 1922 W 6-5  
 1923 L 6-17  
 1924 W 13-9  
 1929 L 3-19  
 1930 L 3-9  
 1933 W 7-2  
 1934 L 5-6  
 1934 W 4-3  
 1935 (11) T 5-5  
 1935 W 15-5  
 1936 L 2-10  
 1936 W 11-4  
 4/10/1937 at L 3-5  
 4/28/1937 H L 3-7  
 1938 W 7-4  
 1939 L 2-6  
 1940 W 9-1  
 1940 W 13-11  
 1941 L 2-8  
 1941 L 5-6  
 1942 W 10-1  
 1942 L 2-7  
 1946 W 6-1  
 1946 L 2-6  
 1947 W 8-1  
 1947 W 18-3  
 1950 W 8-0  
 1951 W 6-2  
 1951 L 3-6  
 1952 W 9-4  
 1952 W 4-3  
 4/20/1953 W 6-4  
 5/20/1953 L 7-8  
 3/26/1957 L 6-7  
 5/14/1958 L 9-10  
 4/7/1959 W 4-3  
 5/1/1962 W 7-3  
 5/7/1963 L 5-6  
 4/14/1964 W 2-0 (6)  
 4/30/1968 L 4-7  
 3/27/1969 at W 5-0  
 4/12/1970 H W 4-0  
 4/3/1971 at L 3-4  
 4/27/1972 H L 5-17  
 4/29/1973 at W 9-1  
 4/17/1974 H W 9-3  
 3/18/1975 at W 3-1

3/20/1976 H W 7-4  
 4/12/1977 at W 2-1  
 4/12/1978 H W 9-4  
 4/23/1979 H W 4-2  
 4/2/1980 at W 12-8  
 4/3/1981 H W 11-4  
 3/29/1982 H W 12-4  
 4/4/1983 at W 7-4  
 4/10/1984 H W 12-9  
 2/27/1985 at W 12-3  
 4/11/1985 H W 7-6  
 2/26/1986 at W 9-7 (8)  
 4/4/1986 H W 5-4  
 3/3/1987 at L 12-13 (8)  
 3/26/1987 H W 9-8  
 3/2/1988 at W 12-4  
 4/14/1988 H W 6-0  
 3/30/1989 H W 11-1  
 4/11/1989 at W 2-1 (10)  
 2/23/1990 at W 6-3  
 3/2/1990 H T 6-6  
 4/1/1991 at L 7-8 (10)  
 4/29/1991 H W 8-1  
 2/28/1992 at W 8-7  
 3/6/1992 H L 1-8 (6)  
 3/9/1993 at W 13-8  
 4/20/1993 H L 5-9  
 3/8/1994 at W 5-3  
 4/11/1995 H W 7-4  
 2/18/1997 at W 11-2  
 3/26/1997 H W 14-4  
 3/4/1998 H W 18-4  
 4/16/1998 at W 5-1  
 3/2/1999 H L 5-8  
 2/29/2000 at L 3-9  
 2/27/2001 H L 5-10  
 2/27/2002 H W 5-3  
 3/19/2003 H W 6-0  
 4/6/2004 at W 11-9  
 4/27/2005 H W 9-4  
 2/20/2007 H W 17-2  
 4/23/2008 H L 5-6  
 2/24/2009 H W 11-1  
 3/10/2010 at W 12-6  
 3/16/2010 H W 9-1  
 3/1/2011 H W 9-0  
 2/21/2012 H W 6-5 (11)

## YALE (22-44-3)

4/1/1893 (5) L 8-14  
 4/3/1893 H L 4-11  
 7/12/1893 (38) L 2-6  
 3/22/1894 (5) L 4-28  
 3/26/1894 H L 11-13  
 4/13/1895 (5) L 9-15  
 4/15/1895 H L 3-6  
 4/4/1896 H L 4-12  
 4/6/1896 (18) L 7-8  
 4/17/1897 H W 13-5  
 4/19/1897 (18) L 12-15  
 5/11/1897 at L 4-5  
 4/9/1898 (5) W 9-0  
 4/11/1898 H L 0-5  
 5/16/1898 at W 4-0  
 4/1/1899 (5) W 10-3  
 4/3/1899 H W 10-4  
 4/17/1900 H L 7-8  
 4/8/1901 H L 6-9  
 3/31/1902 H T 2-2 (10)  
 1903 L 2-9  
 4/2/1904 (1) L 1-4  
 4/4/1904 vs. L 4-7  
 4/22/1905 (1) L 5-6  
 4/13/1906 (1) L 0-11  
 4/14/1906 (1) W 3-2  
 5/9/1907 at L 1-6  
 4/3/1909 (1) L 2-4  
 5/7/1909 at L 0-2  
 1910 L 1-3

1911 L 0-9  
 1912 T 3-3 (10)  
 1913 L 2-4  
 1914 W 10-4  
 1914 W 8-3  
 1914 L 4-17  
 1915 L 2-6  
 1916 L 0-7  
 1916 W 13-1  
 1920 W 3-0  
 1920 W 1-0  
 1921 L 1-9  
 1922 L 4-13  
 1926 L 11-13  
 1927 L 1-4  
 1929 L 3-9  
 1929 L 2-10  
 1931 L 0-4  
 1931 L 7-9  
 1935 W 9-0  
 1938 W 8-3  
 1939 W 8-4  
 1939 L 3-5  
 1947 L 4-6  
 1949 T 1-1  
 1951 W 7-6  
 1952 L 6-8  
 4/2/1960 L 4-11  
 3/29/1962 L 7-9 (11)  
 3/29/1963 W 12-7  
 4/3/1964 W 6-1  
 4/1/1965 L 1-5  
 4/2/1965 W 3-1  
 4/1/1966 W 2-1  
 3/29/1972 H W 2-1  
 3/30/1972 H W 3-1  
 3/9/1980 H W 8-5  
 3/14/1983 (11) L 2-14  
 3/20/1983 (11) L 7-13

- 1 - Norfolk, Va.
- 2 - Washington, D.C.
- 3 - Annapolis, Md.
- 4 - Greensboro, N.C.
- 5 - Richmond, Va.
- 6 - Gastonia, N.C.
- 7 - Front Royal, Va.
- 8 - Statesboro, Ga.
- 9 - East Carolina University
- 10 - Chapel Hill, N.C.
- 11 - Rollins College, Orlando, Fla.
- 12 - Durham, Va.
- 13 - Durham, N.C.
- 14 - Greenville, S.C.
- 15 - Clemson, S.C.
- 16 - Auburn Univ.
- 17 - Jacksonville, Fla.
- 18 - Lynchburg, Va.
- 19 - Pulaski, Va.
- 20 - Florida A&M, Tallahassee, Fla.
- 21 - Prince William, Va.
- 22 - Salem, Va.
- 23 - Tuscaloosa, Ala.
- 24 - Fort Mill, S.C.
- 25 - St. Petersburg, Fla.
- 26 - Corvallis, Ore.
- 27 - Atlanta, Ga.
- 28 - Coral Gables, Fla.
- 29 - Fullerton, Calif.
- 30 - Irvine, Calif.
- 31 - Oxford, Miss.
- 32 - Omaha, Neb.
- 33 - Madison Heights, Va.
- 34 - Raleigh, N.C.
- 35 - Orlando, Fla.
- 36 - Charleston, S.C.
- 37 - Wilmington, N.C.
- 38 - Chicago, Ill.
- 39 - Danville, Va.
- 40 - Washington D.C.
- 41 - Conway, S.C.

# ACC Tournament  
 ^ NCAA Regional  
 \* College World Series



# CAVALIER BASEBALL ALL-TIME LETTERWINNERS

**A**

Abbitt, Robert (Capt.).....	1935-36-37
Abel, Nathaniel.....	2012
Adams, David.....	2006-07-08
Adkins, John.....	1963
Aichholz, Don.....	1950-51-52
Albright, Kevin.....	1996
Altemus, Broden Brook.....	1946-48-50
Amaro, Rob.....	2011-12
Anderson, E.J.....	1995-96-97-98
Anderson, Peter Matthew.....	1973-74-75
Anderson, Robert Steven.....	1976-77
Anderson, T.B.H.....	1912-13
Angle, Eugene C.....	1963-64-65
Angus, Herman T.....	1965
Antonicic, Josh.....	1992-93
April, Benjamin.....	1928-29
Arey, Mark.....	1995
Arico, Kevin.....	2008-09-10
Arnette, Clyde Eugene.....	1966
Arnold, Charles.....	1956-57
Arnold, George B.....	1925-26-27
Ashby, Benjamin C., Jr.....	1937-38
Atkinson, William E.....	1928-29
Avery, Matt.....	2003-04-05
Ayres, Elmer Vincent.....	1936-37-38



**B**


Baber, Billy.....	1999
Babyak, Richard Preston.....	1943-44
Bailey, Rives (Capt.).....	1954-55-56
Bain, Kirk.....	1950
Ballard, Mike.....	2003-04-05-06
Bangel, Herbert K.....	1947
Barbary, Travis.....	1990-91-92-93
Barbee, Allan.....	1954
Barbee, Melvin.....	1978-79-80-81
Barger, John E.....	1959-60-61
Barr, John.....	2008-09-10-11
Barth, Dennis Gerald.....	1984-85
Basara, Michael Brian.....	1986-87-88
Baugh, Randy.....	1992
Bayha, Bill.....	1988-89-90-91
Bazzarre, John (Mgr.).....	1953-54
Beale, Samuel Edward.....	1969-71
Bear, Clay F.....	1947-48
Beard, Donald S.....	1926-27-28
Benick, Jonathan.....	1999-00-01
Berkeley, N.....	1916
Berner, William.....	1947-48-49
Bernstein, Daniel (Capt.).....	1972-73-74-75
Bernstine, Matt.....	2005-06
Berry, Tom.....	1954-55
Berry, William Thomas.....	1976
Biddix, Tyler.....	2008-09-10-11
Biggs, Charles William.....	1982-83-84-85
Bimmerle, John.....	1991-92
Blackburn, Thomas Huntington.....	1970-71
Blackney, J.P.....	1911
Boger, Bruce A.....	1968-69
Bonney, William.....	1955
Bono, Chris.....	1998
Booker, Bodley (Mgr.).....	1940
Booker, William Jeffery.....	1984-85

Boozler, William M.....	1950
Bouldin, Curtis Frye (Capt.).....	1934-35-36
Bowen, William T.....	1928-29-30
Bowling, Josh.....	1997-98-99
Boyer, John (Mgr.).....	1949-50
Boyer, Michael D.....	1960
Bozorth, John Clyde.....	1933-34
Bracht, Albert Steven.....	1971-72-73-74
Bransford, Pat.....	1993-94-95-96
Brant, A.T. (Mgr.).....	1907
Bratt, David Jefferson.....	1970-71-72-73
Brennan, Michael Brian.....	1988-89-90
Brewer, Walter J. C.....	1932-33-34
Brewer, Ward W.....	1931-32-33
Brindle, Stephen (Capt.).....	1970-71-72-73
Bronaugh, Samuel M.....	1924-25
Brown, Charles Lee.....	1942
Brown, James Dall, Jr.....	1936
Brown, Percy H.....	1927-28-29-30
Brown, Ray.....	1950
Brown, Rodney.....	1959
Brugmann, William.....	1943
Bruno, Stephen.....	2010-11-12
Bryan, R.C.....	1944
Bryant, Herbert.....	1931
Bryant, Stephen Robert.....	1968-69-70
Buchanan, Brian.....	1992-93-94
Buecler, Reid.....	1995
Bugnar, Ronnie G. (Capt.).....	1965-66-67
Burcham, Timothy Lee.....	1983-84-85
Burnes, Justin I.....	1939-40-41
Busch, Herbert.....	1957-58-59
Byrd, William E., Jr.....	1929-30

**C**

Cabaniss, W.H.....	1909-10-11
Cabell, Robert, III.....	1926-27-28-29-30
Caine, Robert.....	1946-47-48
Callaway, P.A.....	1915-16
Camp, R.G. (Mgr.).....	1907
Campagna, Mike.....	2005-06
Campbell, Will.....	2007-08-09
Canady, Joel.....	1994-95-96
Cannon, Tyler.....	2007-08-09-10
Cappelmann, John.....	1993-94-95-96
Cardwell, Bickerton W.....	1927-28-29
Cardwell, Vincent.....	1933-34-35
Carr, David W.....	1946-47-48-49
Carraway, Andrew (Capt.).....	2006-07-08-09
Carleton, Walter M.....	1965
Carrington, A.B., Jr.....	1918
Carrington, Edward.....	1965
Carrington, Richard A., Jr.....	1922
Carter, Arlen.....	1952-53
Carter, Francis Edward.....	1934-35
Carter, Hill, Jr (Mgr.).....	1967-68
Carter, T.C., Jr.....	1911-12-13
Cave, Alexander M.....	1941-42-43
Cave, George Fielding.....	1976-79
Cave, Richard Scott (Mgr.).....	1976
Chandler, B.F.....	1907
Chandler, Eric.....	2005
Chapman, Denny.....	1998-99
Charles, David H.....	1947-48-49
Charles, Roger.....	1932-33
Christensen, Eric.....	2001-02-03
Christian, Andrew H.....	1942
Clarke, James Kevin.....	1981-82-83-84
Clay, Matt.....	1998
Close, Oscar T.....	1929
Cogswell, Brandon.....	2012
Cohen, Irvin R.....	1938
Cohn, Greg.....	1991
Coleman, David.....	2008-09-10-11
Collins, Ty.....	2001-02
Cook, Jason Alexander.....	1990-91-92-93
Cook, Robert Thomas.....	1978
Cooke, Addison Barnwell.....	1956
Conner, Doug.....	2000
Costello, Charles.....	1930
Coughlin, Tim (Capt.).....	1992-93-94
Counts, David F.....	1967-68-69
Counts, Justin.....	1993-94-95-96
Cowan, Jake.....	2008
Cowgill, Joseph M.....	1935-36-37
Crawford, C.B.....	1907-08-09-10
Creswell, Brandon.....	1998-99-00-01

Crowley, Thomas.....	1990-91-92-93
Crighton, George.....	1957
Crockett, Kyle.....	2011-12
Cropper, Lannie, Jr. (Capt.).....	1978-79-80
Cubbage, Michael Lee.....	1969-70-71
Cunha, Stephen Manuel.....	1989-90-91
Cunningham, John Parks.....	1972-73-75
Curtis, William W. (Capt.).....	1965-66-67



Cusick, Derrick..... 1991-92-93-94

**D**

Dall, Francis Lynn.....	1975-76
Dalton, T.P.....	1907
Dan, Terry Alan.....	1969-70-71-72
Daneker, Pat.....	1995-96
Darby, Josh.....	2004-05
Darlington, Fred L.....	1926-27
Davenport, Ted (Capt.).....	1950-51-52
Davidson, Walter Victor, Jr.....	1934-35
Davis, Neal.....	2007-08-09-10
Davis, Will.....	2001
Dawson, Cooper.....	1931
Dawson, Doyle.....	1955-57
Deal, Louis L.....	1924
DeBoe, Joel (Capt.).....	1968-69
Deitrick, William A.....	1923-24-25-26
Dement, Robert Warren.....	1984-85-86
Derian, Paul S.....	1944-46-47-50
Dent, Clarence Rodgers.....	1930-31
DeVenny, James W.....	1960
Devane, Dave.....	1991-92-93
Diffey, A.C. Carter.....	1925-26-27
Dillard, Hardy.....	1960-61
Dobies, Andrew.....	2002-03-04
Dodson, James R., Jr (Capt.).....	1939-40-41
Doering, Don Alban.....	1976
Dohner, John.....	1952-53
Doolittle, Sean.....	2005-06-07
Douglas, M.T.....	1911-12-13
Dowhower, Brian.....	1990
Dowhower, Deron.....	1991-92-93
Downes, Brandon.....	2012
Doyle, David Scott.....	1976
Drissel, Virgil Homer (Capt.).....	1932-33-34
Drummond, H.C.....	1916
Duff, David Arnold.....	1977-78-79
Duke, Lee Monroe, II (Mgr.).....	1976
Duncan, Columbus, Jr.....	1976-77-78
Dunn, David H.....	1929
Dunn, J. Wilcox.....	1920-21-22
Dunn, Matt.....	2003-04
Dvorak, W.....	1956


**E**

East, Jeffrey Glenn.....	1983
Edmunds, James, III.....	1936-37-38
Edwards, William.....	1954-55-56
Effertz, Joel.....	2012
Eisenman, Arthur F., Jr.....	1950
Ellington, Samuel E (Capt.).....	1946-47
Elliott, Carleton.....	1949
Ellis, Charles W.....	1950
Ellis, James Lindell.....	1930
Ellis, Jordan.....	2005
Ellis, Robert Anthony.....	1974-75

Emerson, Robert Marye.....	1975-76-77
Erbaugh, Douglas William.....	1981
Evans, Hugh McCloskey.....	1988
Evans, Kerr Stewart, Jr.....	1966-67-68
Evans, Tom P.....	1948-49-50

**F**

Fahy, Kevin.....	1994
Farmer, Paul.....	1927
Farquhar, Norman.....	1941-42
Farrell, Jeremy.....	2006-07-08
Farson, George W.....	1960-61-62
Fay, R.R.....	1919
Fayonsky, Sam W.....	1928
Fechter, William C.....	1942
Fiegel, Todd Andrew.....	1989-90-91
Finlay, E.....	1912-13
Fisher, Chad.....	2004
Fisher, Derek.....	2012
Fisher, Stanford A.....	1961
Fitchett, M.S.....	1910-11-13-14-15
Fitz-Hugh, G.S., Jr (Mgr.).....	1961
Fitzhugh, Donald Lewis.....	1935
Fletcher, G.R.....	1931-32-33
Florio, Joe.....	2005
Floyd, E.N. (Mgr.).....	1910
Floyd, Mike.....	1999-00
Ford, Kevin.....	1993-94-95-96
Forst, John J.....	1949-50
Forys, Joseph.....	1954-55-56
Foster, Henry P.....	1923-24



Fox, Robert D.....	1961-62
Friedberg, Samuel.....	1926-27-28
Fulton, W.H.....	1907-08-09
Fuqua, Michael Bond.....	1985-86

**G**

Gale, Christopher.....	2001-02-03-04
Galloway, John.....	1994-95-96
Gammon, F.A.....	1914-15-16
Gammon, Larry J.....	1964-65-67
Gardner, Scott Alan.....	1973-74-75
Garland, John.....	1953-54
Ghrist, Jordan.....	2002-03-04
Gibson, Carl E., Jr. (Capt.).....	1963-64-65
Gilbert, Peter (Mgr.).....	1959
Gill, Jason.....	1991
Gilleland, Ryan.....	1995-96-97-98
Gillette, James T., Jr.....	1938-39-40
Gillette, Turnbull.....	1941-42-43
Gillispie, Paul.....	2001-02-03-04
Giraldo, Luis.....	1997-98-99-00
Glauber, Robert.....	1927-28
Goodman, Leonard.....	1944
Goodman, Robert.....	1989-90
Gonzalez, Julian.....	1996-97-98-99
Gordon, Geoffrey N.....	1966-68
Gordon, Michael.....	1979-80-81-82
Gosney, Luther S.....	1939-40
Gosselin, Phil.....	2008-09-10
Gowin, Terry Kent.....	1966
Gragmani, Reed.....	2010-11-12
Grant, D.W.....	1913-14-15
Gravins, Thomas B.....	1958-59-60
Green, B., Jr.....	1914-15-16-17

# CAVALIER BASEBALL ALL-TIME LETTERWINNERS

Greene, Gary N.....1969  
Greene, Wayne.....1952  
Greer, David Oxford.....1968-69  
Graham, Thomas C.....1968  
Greisinger, Seth.....1994-95-96  
Grimes, Donald R (Mgr.).....1964  
Grisham, Ty.....2002-03  
Grovvatt, Dan.....2008-09-10  
Grove, Brad.....2008-09  
Guy, David Powell.....1985-86-87-88  
Guyer, Brandon.....2005-06-07  
Gwathmey, H.H.....1917-18-19

**H**  
Haden, Gregory Keith.....1976-77-78-79  
Haden, Robert H.....1941  
Hagan, Tom.....2003-04-05-06  
Hall, Aza Tyndall.....1935  
Hall, Charles Y, Jr. (Capt.).....1967-68  
Hall, Franklin Woodrow, Jr.....1984-85  
Hall, McClure.....1958  
Hall, Rodney Dean.....1973-74  
Hall, William Edwin.....1970-71-72  
Hall, W.H., Jr (Capt.).....1956-57-58  
Hall, Yates.....1992-93-94  
Halley, Shane.....2009-10-11-12



**SCOTT HEADD**

Halstead, Arthur L.....1965-66-67  
Haney, Keith.....1995-96-97-98  
Hansard, Greg.....2000-01-02-03  
Hardy, Robert (Capt.).....1955-56-57  
Hare, Reese.....1927  
Harman, William B.....1939-40-41  
Harrington, Colin.....2011-12  
Harris, Duane A.....1973  
Harris, Glenn Raymond.....1980-81-82-83  
Harris, Stanley S.....1950  
Harrison, Preston.....1953  
Harrison, Robert E., Jr.....1921-22  
Hartman, Chris.....1993  
Harvey, William Lee (Capt.).....1974-75-76  
Headd, Scott.....2002-03-04-05  
Heatwole, Gary Douglas.....1972-73-74  
Helmer, George.....1991-92  
Henry, Tim.....2004-05-06-07  
Heon, Steven N. (Capt.).....1979-80-81-82  
Hernandez, Reynaldo.....1992  
Herndon, Ken.....1993  
Heurich, Robert G.....1950  
Hewitt, J.S.....1913  
Hickman, Canon.....2001-02-03-04  
Hicks, Ben.....2002  
Hicks, John.....2009-10-11  
Hicks, William Joseph.....1952-53  
Hielig, Robert.....1959  
Hilburn, Brian Michael.....1970-71-72-73  
Himes, Ben.....2000  
Hoare, Tommy Ehler (Capt.).....1982-83-84  
Hoch, Casey.....1991-92  
Hodges, Thomas B.....1964  
Hodgson, Asbury Hull.....1921  
Hoff, J.F.....1907-08-09  
Hoffer, Martin S.....1936  
Holden, Richard Derr.....1978  
Holland, Howard.....1923-24-25-26-27

Holland, William Whitaker.....1930  
Hollar, Barry Lynn.....1974-75  
Hollar, Hunter Ray.....1968-70-71  
Honaker, S.W.....1907-08-09-11-12  
Hooff, Charles Rapley, Jr.....1933-34-35  
Hopkins, David Mark.....1981-82  
Hopkins, Richard L.....1967-68  
Horton, David Scott.....1983-84-85-86  
Horton, Ricky Neal.....1978-79-80  
Howard, Nick.....2012  
Howze, C.P.....1919  
Hubbard, Garland R.....1923-24  
Hudson, Ryan.....2004-05-06-07  
Hume, J.S.....1909-10-11-12  
Huff, Robert M (Capt.).....1947-48-49  
Hultzen, Danny.....2009-10-11  
Hunt, Corey.....2008-09-10-11  
Hunt, Shooter.....2005-06  
Hurrie, Mark.....1999-00-01-02  
Hushion, John B.....1927-28

**I**  
Inge, Clifton.....1956-57  
Irving, Nate.....2012

**J**  
James Philip.....1942  
Jarecke, Robert F.....1944-50  
Jeffries, Thomas N.....1927  
Johns, Douglas Alan.....1987-88-89-90  
Johnson, Ed C.....1958  
Johnson, J.M.....1944  
Jones, A.P.....1907  
Jones, Carlton Shepherd.....1980  
Jones, Chris (Capt.).....1993-94  
Jones, Maury L.....1954-55  
Jordan, Howard Tyler.....1972-73-74-75  
Jordan, W.H.....1908  
Jortland, Robert.....1962  
Joseph, Charles.....1956-57-58  
Judkins, William L, III.....1969-71-72

**K**  
Kahn, Sam.....1993-94-95-96  
Kalamaya, Ryan.....1999-00  
Kampshor, John.....1981-82-83-84  
Kamrath, Jeff.....2001-02-03-04-05  
Kantor, Doug.....1988-89-90  
Kasprzak, John F, Jr.....1986  
Katos, Michael J.....1966  
Kavulich, Andrew.....1986-87-89  
Keese, Stuart.....1956  
Keiper, Tommy.....1998-99-00  
Kelley, William R.....1968  
Kemmerer, Jon.....1995-96-97-98  
Kendall, Charles R.....1941  
Kennedy, Casey.....1997-98-99  
Keyser, Thomas Franklin.....1975  
Kihm, Edward (Capt.).....1968-69-70-71  
Kindley, Wilbur A.....1924-25-26  
King, Charles C, Jr.....1940  
King, Jared.....2009-11-12  
Kinsman, Ted.....1995-96-97-98  
Kirk, Herbert.....1943  
Kirkeide, Kyle.....1996  
Kirtley, Todd.....1982  
Kirwin, Paul.....1952-53  
Kizer, John P.....1938  
Kline, Branden.....2010-11-12  
Kolar, Kye.....2004  
Kooztz, James Andrew.....1982-83-84-85  
Korber, Douglas John.....1976-77  
Koshansky, Joe.....2001-02-03-04  
Koval, Barry B.....1966  
Kowalski, Keith (Capt.).....1984-85-86  
Krekorian, Kent.....2004  
Kruger, Theodore (Mgr.).....1949  
Kruse, Kent Todd.....1990-91-92-93  
Kughn, Christopher J.....1987-88-89-90  
Kuyk, Charles F.G.....1921  
Kuyk, Dirk A.....1920-21-22

**L**  
LaCross, David Michael.....1972-73-74  
Laird, Adam.....2002-03-04-05  
Lambert, Casey.....2004-05-06-07  
Lambiotte, Jules, Jr. (Capt.).....1962-63-64




**TIM LaVIGNE**

Landes, W.D.....1913-14  
Lane, Fletcher.....2000  
Lange, Joseph Anthony.....1981-82-83  
Lange, Paul.....1990-91  
Lankford, Frank G.....1990-91-92-93  
LaPorta, Scott Albert.....1982-84  
Larison, Robert.....1957  
Laszewski, Marion (Mgr.).....1955  
Latchum, Henry.....1943  
Latham, Anthony.....1981-82-83  
Laughlin, Dillard C.....1950  
LaVigne, Tim.....1997-98-99-00  
Lawler, L.F.....1907  
Lawler, Robert P.....1933-34  
Leachman, John P.....1946-47-48-49  
Lee, Andrew.....1996  
Lee, Charles B.....1925-26-27-28  
Lee, Harry (Capt.).....1952-53-54-55  
Lee, Keith Lamont.....1986-87-88-89  
Lee, Sam Lile.....1931-32-33  
Lescanec, Loyde West.....1977-78-79-80  
Levine, Ryan.....2011  
Lewicki, Artie.....2011-12  
Lewis, Minor Botts.....1930  
Lile, M.C.....1911-12-13-14  
Limburg, Pete.....1962  
Limburg, Ronald.....1960  
Lindner, Michael David.....1987-88-89-90  
Linder, Steve.....1991-92-93-94  
Linker, Robert L.....1958  
Liskey, Keith A.....1965-66-67  
Lohr, Charles Michael.....1958-59-60  
Long, Maurice G., Jr.....1930  
Long, Michael Alan.....1987-88-89-90  
Lopez, Javier.....1996-97-98  
Lorick, Jeff.....2007-08-09  
Lucas, John W.....1934  
Lucas, Sean.....2009  
Lucido, Matt.....2004  
Luck, Samuel P, Jr. (Capt.).....1932-33-34  
Luina, Miguel.....2002-03-04  
Luse, Jan M.....1969  
Luther, James H.....1925  
Lutton, David.....1995  
Lynch, David Wayne.....1982-83-84-85

**M**  
MacDonald, Alexander (Mgr.).....1912  
MacFarland, Benjamin S.....1935  
Mackenzie, Charles G.....1938  
Macon, Barclay.....2001  
Madden, Kevin Michael (Capt.).....1984-85  
Maddux, H.C.....1907-08  
Mahood, Alexander M.....1922  
Mahood, C.D.....1918-19-20-21  
Male, Evan James.....1935-36-37  
Malloy, Robert William.....1983-84-85-86  
Malone, Scott Patrick.....1989-90  
Mangum, Charles (Capt.).....1977-78-79-80  
Maphis, Sam W.....1924-25  
Marchetti, Louis.....1949-50  
Marinak, Chris.....1999-00-01-02  
Marrale, Michael, Jr.....1987-88  
Marsh, Brandon.....2006-07  
Marshall, Samuel B.....1939  
Martin, Marion.....1957-58

Martinsen, Hans Rolf.....1989-90-91-92  
Marvin, Robbin M. (Capt.).....1969-70-71-72  
Marvin, Robbin.....1999-00  
Marwitz, David Bradley.....1984-85-86  
Massie, Henry M, Jr.....1962-63-64  
Massimini, Michael Francis.....1970  
Mawyer, William Ivar, Jr.....1976  
Mayberry, Whit.....2010-11-12  
Mayer, Grant.....2000  
Maynard, Daniel Joseph (Capt.).....1984-85  
Mazurek, Marty.....1995  
McAlpine, Robert E (Mgr.).....1942  
McAnaney, Pat.....2005-06-07-08  
McCall, J.E., Jr.....1916-17-18  
McCall, J.L.....1919-20  
McCann, William T.....1939-40-41  
McCleary, Shawn.....1999-00-01-02  
McClelland, Walter.....1943  
McCormick, Hugh D.....1928  
McCoy, Doug.....1983  
McCoy, John.....1944  
McCoy, Kallen.....2001-02  
McCoy, Thomas A.....1923-24-25-26  
McCrorry, John Walter.....1987-88-89  
McDonald, Kevin Francis.....1986-87-88  
McGettigan, Brian.....1994-95-96  
McGe, Robert.....1960  
McGrane, Eric.....1998-99-00  
McGraw, James Albert (Mgr.).....1970-71  
McGuire, John.....1913  
McKee, Tom (Mgr.).....1956-57  
McKinley, Robert A.....1942-43  
McLauchlin, James, II (Capt.).....1986-87  
McMahon, Harry, Jr.....1972-73-74  
McMillan, Mark.....1987-88-89-90  
Meadows, Terry.....1993-94-95-96  
Meeks, Donald Marshall.....1980-81-82  
Meleski, Mark Stephen.....1979-80-81  
Melrose, J.T.....1929  
Melroy, Donald James.....1990-91-92-93  
Meola, Anthony Michael.....1988  
Mercer, Richard Wayne.....1983  
Merchak, Daniel John.....1969-70  
Merial, Tom.....1997-98  
Merrill, Sereno.....1940  
Merritt, Charles W.....1942  
Metzger, Jon.....1998-99-00  
Mielat, Greg.....2006-07-08




**ROBBIN MARVIN**

Mielziner, William Samuel.....1929-30  
Millen, Robert S.....1930  
Miller, C.Bradley.....1982-83  
Miller, Courtney Stuart.....1984-85-86  
Miller, James.....1953-54  
Miller, William.....1955  
Mitchell, Chace.....2012  
Mitchell, Mike.....2004-05-06-07  
Mitchell, Shawn.....1991-92-93-94  
Moon, Norman K. (Mgr.).....1958  
Moore, Charles (Capt.).....1976-77-78-79  
Moore, James Anthony.....1990  
Moore, J.S.....1907-08-09  
Moore, J.F. (Mgr.).....1912  
Moore, Calvin Edwin.....1968  
Moore, Matt.....1992-93-94-95

# CAVALIER BASEBALL ALL-TIME LETTERWINNERS

Moore, Tony	1988-89-90
Moran, W.G., Jr.	1919-20
Morey, Robert	2008-09-10
Morgenthaler, Scott	2003-04-05
Morton, J.W.	1917-18
Moses, H.	1907-08
Mount, M.B.	1919
Moyer, James	1955-56-57
Moynihan, Matt (Mgr.)	2004-06



Mullmann, Ted M	1952-53
Muncy, James Lee	1986-87
Murray, James Kirtis, III	1983-84
Musser, Jeffrey Stefan	1979-80
Mustard, Joseph Carson	1936
Myers, Josh	2003-04-05-06
Myers, Timothy Robert	1987

<b>N</b>	
Narleski, William (Capt.)	1984-85-86-87
Nash, W.H. (Mgr.)	1911
Neff, D.W.	1912-13-14
Neighbors, Henry	1944-46
Newlen, Carlton D	1947-48
Newmyer, Armand	1943
Newton, Robert	2001-02
Nichols, Frank P., Jr.	1939-40
Nietopski, Jim	1982
Niskey, Brian Patrick	1989-90-91
Nistad, Peter J	1937-39
Noe, Charles W.	1946-47-48-50
Northern, David	1952-53-54
Norwood, Steven Howard	1976-77-78
Novick, Joe	2001
Nuckols, Bradley	1996-97-98-99

<b>O</b>	
O'Connor, Chad	2010
O'Neill, Barrett	2012
O'Sullivan, Kevin	1990-91
Ouellette, Ryan	2005
Owens, Stanley Hart	1968

<b>P</b>	
Packer, Matt	2007-08-09
Pallotta, Dean Allen	1973-74-75
Pallotta, Eugene Angelo	1973-74-75
Pandak, William M	1946-47-48-49
Papi, Mike	2012
Parker, Eric	1993-94
Parker, Jarrett	2008-09-10
Parker, Will	2000-01
Parrish, Robert R.	1922-23-24-25
Parrott, Robert	1948-50
Paschall, J.R.	1915
Patton, James	1948-49-50
Patton, James D., III	1942-43-46
Patton, Samuel J.	1950
Paulson, Louis George	1967-68-69
Pearson, W.H.	1909-10
Peebles, James E.	1961
Peirce, Brooke (Mgr.)	1942
Peizer, Jeremy Reis	1981
Peltz, James Carnime	1944
Percy, William A.	1960-61
Pettway, W.B.	1919-20-21
Phillips, L.L.	1914-15-16

Phillips, Tom	1948-49-50
Pickford, R.H.	1910-11
Pincavage, John V.	1964-65
Pinder, J.B., Jr.	1931-32
Pinder, Joseph W.	1937-38-39
Pohle, George	1962
Poindexter, William Green	1934-36
Pope, Claiborne McD. (Mgr.)	1936
Poppert, David	1999-00
Poss, Charles E.	1931-32-33
Post, Mark	1993-94-95-96
Poutier, Robert (Capt.-2)	2005-07-08-09
Powell, Bert	1956-57
Power, William B. (Capt.)	1958-59-60
Priest, Mike	2002-03
Priftis, George (Capt.)	1980-81-82-83
Pritchard, W.I.	1918-19-20-21
Proscia, Steven	2009-10-11
Purvis, Claude E., Jr.	1933

<b>R</b>	
Randolph, Middleton E.	1928-29
Ranzetta, Timothy John	1988-89
Ratcliffe, Clyde	1959
ReDavid, Louis F.	1939
Reed, Mayo (Mgr.)	1955-56
Reid, R.T. (Mgr. and Coach)	1910-11
Rentch, Bruce W.	1962-63-64
Rephan, Daughtery (Mgr.)	1952
Reusing, William R.	1960-61
Reynolds, Mark	2002-03-04
Rice, L.L.	1907
Richard, Roy Williams (Capt.)	1944-50
Richardson, Ben	1997-98
Riesensfeld, Andrew	2000-01-02-03
Riffe, Mark	2008
Rivell, Robert Richard	1987-88-89-90
Rixey, Eppa, Jr.	1912-13-14
Rixey, W.W.	1917-18-19
Roach, Melvin	1952-53
Roan, F.J.	1911
Roberts, Clarke	1996-97-98
Roberts, Will	2009-10-11
Robinson, Adam	1994-95-96
Robinson, Joe (Mgr.)	1948
Robinson, Robby	1994-95-96
Roe, Shawn	2004
Rogers, John	1954-55
Rogers, Orlin (Capt.)	1933-34-35
Rogers, W.E.	1966
Rothwell, S.S.	1918
Rourke, Stephen (Mgr.)	1979
Rowell, Joseph W. (Capt.)	1946-47
Rueffert, Mark	1998-99-00-01
Rudd, Steven Kent	1983-84-85
Ruffin, Sidney M. (Mgr.)	1939
Rule, Jake	2007-08
Russell, Fred	1957-59
Ruyak, Todd Eric	1989-90-91-92
Ryder, Jack	1952

<b>S</b>	
Sammons, C. David (Capt.)	1986-87-88-89
Sargent, George L.	1941
Sargeant, James E. (Capt.)	1939
Savedge, Henry Kent	1985-86-87
Sawrie, N.J.	1907-08
Sayer, Richard	1960
Scafuro, Albert O.	1942
Scaglione, John	2006-07
Schenk, Jonathan	1996
Schlim, Joseph Alexander	1985-86
Schuett, Andrew M.	1977-78-79
Schultz, Robert F., Jr. (Capt.)	1967-69
Schulz, John R.	1946-49-50
Schwab, John (Mgr.)	1954
Schwartz, Charles Frederick	1935-36
Schwimer, Michael	2005-06-07-08
Scott, Carter (Capt.)	1962-63
Seabolt, Charles F.	1967-68
Seabolt, Louie H., Jr.	1963-64
Seabury, Beau	2006-07
Sebo, James Robert	1970-71
Seiler, Stuart Keith	1987-88-89-90
Sellers, Robert Scott	1974-75
Sekany, Jason	1996
Seward, Donnie	1993-94-95-96

Sexton, Thomas K.	1922
Sharff, Richard Lee	1988-89-90
Sheap, Christopher N. (Mgr.)	1965
Sheets, Roland Thayer	1959-60-61
Sherlock, Brian	1995-96-97-98
Shifflett, Mitchell	2011-12
Shoor, Robert Murray	1936
Shore, Casey	1990-91-92-93
Shrout, Kevin	1997-98-99-00
Shulman, Harold	1965
Silverstein, Scott	2009-11-12
Sippley, Frank (Capt.)	1931-32
Slaughter, Sean	2004
Sloan, Andrew MacKinnon	1986
Sloan, John Kirkpatrick	1929-30
Slutz, R.J.	1994-95
Smith, Alex	2004-05-06-07
Smith, Clifford (Capt.)	1974-75-76-77
Smith, Edward A. (Mgr.)	1960
Smith, E.W.	1915-16-17-18-19
Smith, Ryan	2008
Smith, Walter C.	1939-40
Smith, Wayne Stephen	1980-81
Smither, Kenneth William	1980-81
Snapp, Kent	1991
Snoddy, Eric	1997-98
Solan, Richard J.	1964-65
Spencer, William A.	1961-62
Spigone, Richard C. (Capt.)	1969-70-71
Spooner, Gabe	2002-03
Sposato, Peter Joseph	1976-77-78-79
Sroba, Joseph Peter	1975
Sroba, Stephen John, Jr.	1971-72-73-74
Starr, Shooter	2000-01-02-03-04
Stearns, P.N.	1919
Steinburg, H.C.	1931-32
Stephens, John W., Jr.	1928-29
Stevens, Robert Matthew	1983-84
Stock, Kevin Alan	1989-90-91-92
Stickley, W.E.	1914-15-16
Stone, David	1999-00-01-02
Strain, Don	1952
Strange, John Allan	1971
Street, Dan	1999-00-01-02
Street, Matt	2001-02-03-04-05
Stuart, Steeter Stanley	1990-91-92-93
Stull, Aaron	2011
Susong, D.S.	1907-08
Swab, Kenny	2010-11
Swanson, Allie	2005-06
Sweet, Stephen Chris	2000-01-02-03
Syer, John B.	1960-61
Syrek, Adam Christopher	1988-89

<b>T</b>	
Taglieri, Marc (Capt.)	1991-92-93-94-95
Talley, Daniel D., III (Mgr.)	1941
Tanner, Daniel	2003
Tata, Robert	1952-53
Tate, Lawrence K.	1962-63-64
Tate, Robert	1952
Tavener, Frank S., Jr.	1922
Taylor, Chris	2010-11-12
Taylor, Tazewell, Jr.	1919-20-21-22
Tazewell, L.W. (Mgr.)	1909
Temple, Paul Richard	1972
Thomas, Clayton Allen	1981
Thomas, Harry Lee, Jr. (Capt.)	1973-74-75-76
Thomas, John	1997-98-99-00
Thomas, Paul Stanley	1976-77-78-79
Thompson, Gregory Dean	1980
Thompson, Jacob	2006-07-08
Thompson, Justin	2009-10-11-12
Thom, A.P.	1909
Thurman, A.G. III	1917-18
Timberlake, William, Jr. (Capt.)	1959-60-61
Tisdale, Joseph C., Jr.	1962-63-64
Todd, David	1936
Towns, Kenny	2012
Trotter, Tom (Mgr.)	1952-53
Turnbull, Edward R.	1964-65-66
Turner, Kenneth	1953-54-55
Turp, David H. (Capt.)	1944-50

<b>U</b>	
Umbach, Arnold William, III	1986-87-88
Umbach, Heath	1991-92
Underwood, Cecil	1955-56

<b>V</b>	
Valdes, Franco	2008-09-10
Vance, Robert G., Jr.	1920-21
Ventre, Adam	2005
Vernon, Roger	1949
Vest, Ryland H.	1963
Veth, George Andrew	1989
Vick, Todd Whitfield	1988
Voigt, Paul Kenneth	1977-78-79
Vroman, Doug	2000-01

<b>W</b>	
Wade, Neal O., Jr.	1946-47-48-49
Wagner, Craig Steven	1970-73
Walker, A.S., (Capt.)	1907-08-09
Walker, C.C.	1909
Walsh, Charles M., III (Capt.)	1940-41-42
Washington, James	1991
Watkins, John C.	1922
Wehrle, Robert E. (Mgr.)	1950
Weinberg, Joseph Sidney	1981
Weisinger, Chester	1952
Wentz, Earle Russell	1963
Werman, Keith	2009-10-11-12
Werman, Kyle	2001-02-03-04-05
West, George F.	1942
West, William, Jr. (Capt.)	1978-79-80-81
White, Charles A.	1968-69
White, C.M.	1917-18
White, J.L.	1914-15-16-17
White, Syd	1953
White, William Duval	1972-73-74-75
Whitehead, Richard C.	1965-66-67
Whitley, Reece (Capt.)	1957-59
Wilcox, James S., Jr.	1944
Wilcox, Mack R., Jr.	1964-65
Willey, John R.	1939-40-41
Williams Charles Edward	1970-71-72-73
Williams, Jonathan (Capt.)	1971-72-73-74
Williams, "Lump" (Mgr.)	1954-55
Willis, Symmion	1996
Wilson, Johnnie	1988-89-90-91
Wilson, Thomas Patrick (Capt.)	1976-78
Wilson, Tyler	2008-09-10-11
Wilson, William L.	1946
Wiltshire, Richard W.	1941-42
Wingfield, Patrick	2005-06-07-08
Winiarski, Cody	2010-11
Winn, Robert	1949-50-51
Withelder, Greg	1998-99
Witmer, C.A.	1910-11
Woodruff, Thomas	2012
Woodson, D.B., Jr.	1907
Woolfolk, R.K.	1919
Word, Robert	2000-01-02
Word, W.E., Jr.	1915
Wrenn, McDonald E.	1925-26-27-28
Wright, Edward Henry	1930
Wright, John	1959
Wyant, Hunter	1998-99-00-01

<b>Y</b>	
Yarbrough, A. N.	1958
Yates, William Gueard	1968
Yevak, Thomas Edward	1985-86-87
Young, Austin	2011-12

<b>Z</b>	
Zadacewicz, Raymond	1976-78
Zaikov, Craig	1993-94-95-96
Zawatski, Geoff.	1995-96
Zehner, Charles L.	1953-54-55
Zentgraf, Anthony Leo	1975-76
Zimmerer, Alan	2001-02-03-04
Zimmerman, Ryan	2003-04-05
Zucchelli, Ron	1989-90-91-92



# COVERING THE CAVALIERS

The 2013 Virginia baseball fact book was prepared by the Athletics Media Relations office to assist the news media in its coverage of the Cavaliers this spring. Requests for additional information, feature materials and photographs should be made to AMR.

## ATHLETICS MEDIA RELATIONS

University of Virginia  
P.O. Box 400853  
Charlottesville, VA 22904-4853  
**(434) 982-5500**  
VirginiaSports.com

The UVa Athletics Media Relations Office is located on the first floor of John Paul Jones Arena. Regular business hours are 8 a.m. to 5 p.m., Monday through Friday.

## PRESS CREDENTIALS

Admission to the Davenport Field press box is by official credential only and strictly limited to members of the working press. Credentials are not intended for fans, friends or spouses and cheering is prohibited. Requests for credentials should be directed to Andy Fledderjohann in AMR no later than 24 hours before game time. Credentials will be left at the ticket window at the main entrance or with the parking attendant and may be picked up beginning two hours prior to gametime.

## PARKING PASSES

Requests for Davenport Field parking passes should be directed to Andy Fledderjohann. These passes are located in the grass lot next to Lannigan Field (track lot). Parking passes are not required in the University Hall West lot, across Alderman Road from Kloockner Stadium. Space in the U-Hall lot is available on a first-come, first-served basis.

## PHOTO CREDENTIALS

All photographers and camera operators must wear a visible credential issued by AMR as well as an armband, which is available in the press box at each game.

No tripod equipment may be used on field level for the safety of the players. Photographers may shoot in the photo bays at the far end of each dug-out as well as areas designated in the grandstand.

## COACH/PLAYER INTERVIEWS

All interviews with coaches and players must be arranged through Andy Fledderjohann in AMR – no exceptions! Please do not contact coaches and student-athletes directly, as this will only slow down the interview process. It is requested that you allow at least one day, preferably longer, to arrange interviews. Players and coaches are typically available before weekday practices between 1:15-2 p.m. at Davenport Field or after practice upon request.

Coaches and players are not available for interviews on game day, prior to the game. Head coach Brian O'Connor is normally available on weekday mornings.

## POSTGAME INTERVIEWS

Postgame interviews are conducted in the Hall of Fame Room of Davenport Field after a brief cooling off period. Requested UVa players and head coach Brian O'Connor will be escorted to the HOF Room for all interviews. The UVa clubhouse is closed to the media.

Interviews with visiting team members and coaches will be conducted on the field or in the dugout and are subject to the policy of the visiting team's media relations representative.

## TELEPHONES/WIRELESS INTERNET

Wireless Internet is available in the press box. Please see Andy Fledderjohann for login directions and passcode. Ethernet lines also are available but are limited.

Should you require your own telephone for game coverage, please contact Darlene Craig in AMR.

## GAME SERVICES

Game notes, lineup sheets, fact books/media guides and game programs are available in the press box. Final game statistics are distributed after the game. Live statistics will be available at VirginiaSports.com.

## TELEVISION/RADIO RIGHTS

Each visiting school is allowed one free radio broadcast from Davenport Field at the UVa Baseball Stadium. AMR provides telephone lines for visiting radio broadcasts. If ISDN lines are needed, please contact the Athletics Media Relations at least one week in advance for further assistance.

Television rights are subject to restrictions set forth by the Atlantic Coast Conference and University of Virginia. Requests to telecast (live or delayed) Virginia baseball games must be made well in advance through the UVa media relations office.

Television and radio crews should contact AMR for credentials to the games they are working. It also is requested that AMR be advised of any special needs crews might have well in advance so details can be worked out.

## DIRECTIONS TO DAVENPORT FIELD

**From the East/West:** Take I-64 to exit 118B (Culpeper-Charlottesville). Take second exit (sign will say University of Virginia Information Center and Business 250 East) and bear right onto Ivy Road. At second light, turn left on to Copley Road. The baseball field is behind the track on the left and not visible from the road.

## ATHLETICS MEDIA RELATIONS



**JIM DAVES**  
Assistant AD for  
Media Relations

Office.....243-2467  
Mobile.....962-7668  
jimdaves@virginia.edu



**ANDY FLEDDERJOHANN**  
Assistant Director/  
Baseball Contact

Office.....982-5131  
Mobile.....906-0075  
fledder@virginia.edu

## PHONE NUMBERS TO NOTE (434)

Athletics Media Relations.....982-5500  
FAX-982-5525  
Athletics Director.....982-5100  
Athletics Ticket Office.....924-UVA1  
(800) 542-UVA1  
Baseball Camps.....243-1066  
Sports Promotions.....982-5600  
Stadium Press Box.....244-4071

**From the North:** Take Route 29 south into Charlottesville (Emmet Street). Turn right at Massie Road. Go to the next light and turn left onto Copley Road. The baseball field is behind the track on the right.

**From the South:** Take Route 29 to Business Route 250 East (sign will say University of Virginia Information Center) and bear right onto Ivy Road. At second stoplight, turn left onto Copley Road. The baseball field is behind the track on the left.

## CAVALIERS ON THE RADIO

Select Cavalier baseball games are broadcast on WINA 1070 AM, Charlottesville, the Home of the Hoos, while most games are streamed online at VirginiaSports.com. WINA produces all University of Virginia baseball games. WINA's Channing Poole will handle the play-by-play duties.

For an updated radio schedule, log on to the baseball schedule page at VirginiaSports.com.

## BRIAN O'CONNOR CALL-IN SHOW

Cavalier fans can talk one-on-one with Virginia head coach Brian O'Connor on his call-in show on WINA 1070 AM. The show runs from 6-7 p.m. Check VirginiaSports.com for air dates.

Listeners can call in toll-free at 1-877-TALK-UVA (825-5882).

# UNIVERSITY ADMINISTRATION



## **TERESA A. SULLIVAN** University President

Teresa A. Sullivan, who became the University's eighth president in 2010, is a respected higher education leader in Virginia and nationally. Ms. Sullivan came from the University of Michigan, where she was provost and executive vice president for academic affairs as well as the university's chief budget officer. Prior to her time at Michigan, she rose through the ranks in the University of Texas System from instructor and then assistant professor of sociology at UT-Austin to executive vice chancellor for academic affairs, serving as chief academic officer for the nine academic campuses within the Texas system.

In 2011, Gov. Robert F. McDonnell appointed her to the Higher Education Advisory Committee, which was created as a result of the Virginia Higher Education Opportunity Act of 2011. The committee has representation from both policymaking branches of state government; higher education institutions; the State Council of Higher Education in Virginia; and the business community.

Ms. Sullivan chaired a committee of the National Research Council, whose 2012 report, *Research Universities and the Future of America*, warned that research universities are in danger of serious decline unless the federal government, states and industry take action to ensure adequate, stable funding in the next decade.

Like many public universities, U.Va. is grappling with issues of cost, affordability, shrinking state support, faculty compensation, and the push for online education. In addition, with its academic medical center, the University must also navigate the changing health-care landscape, ensuring excellence in patient care while continuing to reap the benefits of discoveries made through research.

The president has actively engaged faculty and staff, as well as alumni, parents, friends and lawmakers, in addressing these issues. Among her priorities as president is a new internal financial model that will empower deans by improving financial incentives, encouraging entrepreneurship and holding them accountable for the results. "From the new internal financial model, we expect better financial decisions, new cost savings, and more strategic decisions about programs," she says. "The budgeting changes we have already set in place this year have created transparency and accountability."

Ms. Sullivan is a respected scholar in labor force demography, with particular emphasis on economic marginality and consumer debt. The author or coauthor of six books and more than 50 scholarly articles, she has focused most recently on who files for bankruptcy and why. In 2012, she returned to the classroom to teach a January Term course, *The Sociology of Work*.

President Sullivan is also a passionate fan of U.Va. athletics, regularly attending sporting events on and off Grounds.

She is a graduate of Michigan State University's James Madison College and earned her doctoral degree in sociology from the University of Chicago. She is married to Douglas Laycock, a professor in the University's School of Law. They have two sons, Joseph and John.



## **CRAIG LITTLEPAGE** Director of Athletics

Committed to preserving and building on UVA's longstanding tradition of academic and athletic excellence, Craig Littlepage is in his 12th year as Virginia's Athletics Director. Littlepage's appointment as athletics director was announced in August of 2001.

Littlepage served as Virginia's interim athletics director from June 1, 2001, until his appointment to the position. He had also served as the University's interim athletics director from December of 1994 until July of 1995.

The first African-American athletics director in Atlantic Coast Conference history, Littlepage was named the Black Coaches Association's "Athletics Administrator of the Year" in 2003 and 2006. He was also listed on *Sports Illustrated's* list of the 101 most influential minorities in sports in 2003 and 2004. In March 2005, Littlepage was named one of *Black Enterprise* magazine's "Most Powerful African-Americans in Sports."

Littlepage has been a member of UVA's athletics administration since 1990 when he was appointed an assistant athletics director, a position he held from 1990-1991. He then spent four years as the associate director of athletics for programs and six years (1995-2001) as senior associate director of athletics, managing all aspects of the athletics department's day-to-day operations.

Littlepage leads a comprehensive 25-sport athletics program that routinely competes for championships and national rankings in many sports. At the same time, Cavalier student-athletes who exhaust their eligibility at Virginia graduate at a rate comparable to the student body as a whole. Annually, UVA student-athletes rank among the top Division I-A public universities in the country in graduation rates. Ten years ago, Littlepage outlined a number of ambitious 10-year goals for the department to achieve by 2012: graduate 100 percent of its student-athletes; win 12 national championships and 70 conference titles; fully endow all scholarships and provide the operational support required to meet all other stated goals; build and maintain high-quality facilities; annually recruit the best student-athletes in the country (based on how coaches rate their top prospects); and fully comply with Title IX. Such goals reflect his vision of "uncompromised excellence in intercollegiate athletics" as well as the department's overall mission to "enhance and support the intellectual purpose of the University and its exemplary academic standards and traditions."

The 2011-12 athletics year proved to be another very successful one as 22 of Virginia's 25 athletics programs advanced to postseason competition. UVA finished 15th in the Learfield Sports Directors' Cup standings, the fifth time in the last six years the Cavaliers' program has placed in the top 15, including a school high of No. 3 in 2010.

The rowing team won its second NCAA Championship in three years. It's the fourth NCAA Championship for the Virginia athletics program in the last three years. Other top finishes in NCAA postseason competition by UVA athletics teams in 2011-12 included a second place finish in the NCAA Tournament by the men's tennis team and a fourth place finish at the NCAA Championships by the women's golf team. The rowing team's varsity eight crew won the NCAA Championship in that event and the women's cross country team won the NCAA Southeast Regional title for the third time in the last four years. Men's tennis player Mitchell Frank won the singles championship at the Intercollegiate Tennis Association's (ITA) All-American Tournament and National Indoor Tournament. Twenty of the program's 25 sports were ranked nationally in the Top 25 during their respective seasons.

Virginia has won seven team NCAA Championships and 12 individual NCAA Championships in the last 10 years. The Cavaliers have also won 51 ACC Championships in that time frame, more than any other conference school. UVA won four ACC championships in 2011-12, second-most of any league member. In four of the last five athletics seasons UVA led the ACC in league titles.

Great progress has also been made in the area of athletics facility improvements during Littlepage's watch, including the addition of John Paul Jones Arena. The basketball arena/special events center opened in the summer of 2006 to rave reviews.

Littlepage has held many leadership roles within the NCAA, ACC, the University-at-large and professional organizations. He is currently a member of the John McLendon Foundation Steering Committee and served on the Executive Committee of the National Association of Collegiate Athletics Directors (NACDA) from 2006-10.

In February 2002, he was appointed to the 10-member Division I Men's Basketball Committee by the NCAA Championship/Competition Cabinet and served a five-year term which was completed Aug. 31, 2007. In 2005-06, Littlepage served as the chair of the Men's Division I Basketball Committee and administered its selection process.

Littlepage previously was a member of the NCAA Division I Infractions Committee and the NCAA Academics, Eligibility and Compliance Cabinet, serving on the Recruiting and Student-Athlete Reinstatement Subcommittees. He chaired the Reinstatement Subcommittee in 1999-2000. He also served the NCAA on committees that studied sports wagering, postgame crowd control, basketball issues, and the College Basketball Partnership. He has participated as a presenter and mentor to the NCAA's Ethnic Minority Male Institute and the Black Coaches and Administrator Association.

Littlepage is currently the chairman of the ACC Women's Basketball Committee and the ACC Committee on Awards. He previously chaired the ACC Student-Athlete Welfare Committee, the ACC Men's and Women's Swimming/Diving Committees, and the ACC Men's Soccer Committee.

He is a member of the Associate Faculty for the University's Center for Alcohol and Substance Education, and participates in various alcohol and drug prevention/education conferences. Littlepage also has been active in the local community, having served on the Board of Directors for the Charlottesville Ronald McDonald House and serving as a Trustee with the Mount Zion Baptist Church and the St. Anne's-Belfield School.

Before beginning his career in athletics administration, Littlepage served two stints as an assistant coach with the Cavalier men's basketball program, from 1976 to 1982 and from 1988 to 1990.

Littlepage held head coaching positions at Pennsylvania (1982-85) and at Rutgers (1985-88) before returning to Virginia. While he was at Penn, the Quakers won the Ivy League championship and participated in the 1985 NCAA Tournament. Littlepage was an assistant basketball coach at Villanova for two years and at Yale for one year before joining the UVA basketball program as an assistant coach in 1976.

The LaMott, Pa., native earned his bachelor's degree in economics from the Wharton School at the University of Pennsylvania in 1973. He was a member of three Ivy League basketball championship teams at Penn and was instrumental in the Quakers' drive to three consecutive NCAA Eastern Regional playoff appearances. Littlepage and his wife Margaret have three children, two daughters Erica (26) and Erin (21), and a son Murray (23).

# SENIOR STAFF



## **JON OLIVER** Executive Associate Athletics Director

Jon Oliver is in his 12th year at Virginia. His primary responsibility is oversight of the day-to-day operations of the athletics department.

Oliver is the administrative liaison for football, men's basketball and men's tennis and he has senior staff administrative oversight responsibilities for Academic Affairs, Equipment Room Operations, Human Resources, Facilities and Game Operations, Lifeskills, Marketing and Promotions, Sports Medicine, Sports Nutrition, Sports Psychology, Strength and Conditioning and Video Services. Oliver also serves as the Department's representative on all major facility projects.

Before coming to UVa, Oliver spent the previous six years involved in various aspects of athletic administration at Washington State University. Oliver ended his tenure at WSU as the associate athletics director for external affairs and prior to that served as the associate athletics director for finance and facilities development, the assistant athletics director for business and compliance and the director of compliance.

Oliver earned a bachelor's degree in communications from Boise State in 1994 and his law degree from the Idaho School of Law in 1997.

Oliver is a former member of the University of Idaho Law School Advisory Board and served on the NCAA's Minority Opportunities and Interests Committee. He is a member of the National Association of Collegiate Directors of Athletics (NACDA) and the Black Coaches & Administrators (BCA).

He and his wife, November, have a son, Dante, and two daughters, Ariana and Mia.



## **JANE MILLER** Senior Associate Athletics Director for Programs/Senior Woman Administrator

A 29-year veteran of the Virginia athletics department, Jane Miller has served as the senior associate director of athletics for programs since 2001. Previously, Miller was the associate athletics director for programs/senior women's administrator. Miller serves on the University Calendar Committee, Admissions Committee and Judicial Review Board. She is a member and Vice Chair of the NCAA Division I Championships/Sports Management Cabinet, the Chair of the ACC Women's Lacrosse and is a member of the ACC Women's Basketball Committee and Men's Lacrosse Committee.

Recently Miller was elected Chair of the NCAA Division I Championship/Sports Management Cabinet and Chair of the National Women's Lacrosse Hall of Fame Committee (women's division).

Head coach of the UVa women's lacrosse team for 12 seasons, Miller resigned her coaching duties in 1995 for a full-time administrative role. She retired as the winningest coach in UVa women's lacrosse history, compiling a record of 145-44, including two national championships and six Final Four appearances. She was elected to the Virginia chapter of the Lacrosse Hall of Fame in 1996, the New England chapter of the Lacrosse Hall of Fame in 2000 and the U.S. Lacrosse National Hall of Fame and Oliver Ames High School Hall of Fame in 2003.

A native of Easton, Mass., Miller graduated from Northeastern University in 1973 and was elected to her alma mater's Hall of Fame in 1983. She was a three-sport standout at Northeastern in basketball, field hockey and lacrosse.

Miller is a member and serves on the Board of Directors for the National Association of Collegiate Women Athletic Administrators and is a member of the National Association of Collegiate Directors of Athletics. In May 1999, she received the Woman of Achievement

Award from the UVa Women's Faculty and Professional Association and in 2009 she received the President's Award for Exemplary Service to the ACC.



## **DIRK KATSTRA** Executive Director of the Virginia Athletics Foundation/ Associate Athletics Director for External Affairs

Dirk Katstra is in his 17th year as executive director of the Virginia Athletics Foundation and his ninth year as associate athletics director for external affairs with the athletics department.

In June 2004, Katstra was named Fundraiser of the Year by the National Association of Athletic Development Directors (NAADD) in recognition of his outstanding leadership and success in fundraising on behalf of Virginia athletics. In June 2012, he was named to the executive committee of NAADD for a four-year term.

The annual campaign supports student athletes in all 25 sports programs in the form of scholarships, summer school, academic affairs and operational costs. The foundation is also responsible for all fund raising efforts for endowments for scholarships and operating costs. In addition, the foundation is responsible for supporting all fund raising efforts in the area of capital projects, including the new track and field facility, the recent \$4 million expansion to Davenport Field and the John Paul Jones Arena, UVa's \$129 million basketball arena and special events center, which opened in July 2006. Currently Katstra is spearheading fund raising efforts for the \$13 million indoor football practice facility scheduled for completion in 2013.

As associate director for external affairs, Katstra oversees the long-range planning and daily operations for media relations, sports publications, and the ticket office. From 1992 to 1996, Katstra served as director of annual giving for the Foundation.

A native of Stilwell, Kan., Katstra is a 1991 graduate of UVa with a degree in sport management. A member of the Cavalier basketball team from 1987 to 1991, Katstra played on three NCAA Tournament teams and was a senior captain on the 1990-91 squad.

Before joining the Virginia Athletics Foundation staff in 1992, Katstra served an internship with the athletics department's promotions and marketing office, and had administrative responsibilities with the men's basketball program.

Katstra is married to the former Michelle Massie of Charlottesville. The couple has two sons, Austin and Ryan, and daughter, Ryleigh. Katstra's father, the late Richard Katstra, lettered as a member of the UVa basketball team in 1963 and 1964.



## **KEITH VANDERBEEK** Associate Athletics Director for Business Operations

Keith VanDerbeek is in his 28th year as an associate athletics director. The scope of his duties encompasses planning, organizing, directing and evaluating the business operations of all UVa athletics department activities.

His responsibilities include the supervision of the business operations staff and the manager of information systems, acting as financial adviser to the athletics director, and coordinating the implementation and management of the department's operating budget. He serves as the department's liaison to the University's audit, budget, financial administration, and procurement offices.

A native of Spring Valley, N.Y., VanDerbeek received a B.S. degree in economics and business from Lafayette College in Easton, Pa., in 1972 and an M.S. degree in accounting from UVa in 1977.

From 1972 to 1975, he served as credit analyst and auditor for the Chemical Bank of New York, investigating market and industry studies and compiling portfolio analyses. During his enrollment in graduate school at UVa, he taught introductory and cost accounting classes at the

McIntire School of Commerce. In 1977, he was recruited as budget officer for the College of Arts and Sciences at UVa before becoming Virginia's athletics business manager in the fall of 1978.

He is a member of the National Association of College and University Business Officers, the College Athletic Business Management Association, and the National Association of Accountants.

VanDerbeek has served on numerous University-wide committees, including: Air Travel Service Committee, Capital Project Planning Committee, Centralized Accounts Payable Project, Committee on Safety and Security, Committee on Women's Concerns, Computer Resource Allocation Committee, Dining Services RFP Selection Committee, Outstanding Awards Committee, Integrated Systems Project Advisory Committee, Administration Technology Council, Human Resources Management Advisory Group and the University's Strategic Task Force for Athletics.

He and his wife, Pam, have two children: Kate and Peter.



## **VALERIE RICHARDSON** Associate Athletics Director for Sports Programs

Valerie Richardson is in her fifth year as associate director of athletics for sports programs. Her primary area of responsibility is the supervision of multiple sports programs and their head coaches. She participates on various ACC, UVa and departmental committees and has responsibilities in long-range planning and scheduling, policy and procedure development and implementation, and budgeting. Richardson has served as both chair of the NCAA Honors Committee and as a member of the NCAA Minority Opportunities and Interests Committee.

She came to UVa from St. John's University in New York, where she was the associate athletics director for external affairs directing all major fundraising events for the office of athletics development while assisting with annual giving efforts for several programs.

Prior to working at St. John's, Richardson was the associate athletics director/senior woman administrator at Columbia University where she served as a member of the athletics department's executive management team and supervised eight athletics programs. She worked in a similar capacity at the University of California, Santa Barbara, where she supervised 10 sports programs, in addition to the compliance staff, in her role as Associate A.D./SWA.

Richardson spent six years at the West Coast Conference prior to assuming the UCSB position, serving first as Director of Championships and Membership Services before being promoted to Assistant Commissioner/SWA.

A California native, she graduated from Stanford University in 1995 with a degree in psychology. She worked as a media relations assistant at Washington State, and spent one year each as a championships intern with the NCAA and Director of Marketing for MAAC Properties. She is a member of the National Association of Collegiate Directors of Athletics and the National Association of Collegiate Women Athletics Administrators.