



# VIRGINIA

**VIRGINIA ATHLETICS MEDIA RELATIONS**  
 295 Massie Road, Room 154  
 Charlottesville, VA 22904  
**Men's Basketball Contact:** Erich Bacher  
**OFFICE:** (434) 982-5530 • **CELL:** (720) 318-5538  
**E-mail:** bacher@virginia.edu  
**ON THE WEB:** VirginiaSports.com  
**ON TWITTER:** @UVMensHoops, @ErichJBacher

23 NCAA TOURNAMENT APPEARANCES • 2019 NCAA CHAMPIONS • 3 NCAA FINAL FOUR BERTHS • 11 ALL-AMERICANS • 26 ALL-ACC FIRST TEAM SELECTIONS

### GAME INFORMATION

**Date / Time:** Monday, Jan. 20, 2020 / 7 p.m. ET  
**Site:** Charlottesville, Va. / John Paul Jones Arena (14,623)  
**TV:** ESPN; **Online:** WatchESPN.com & ESPN App  
 Sean McDonough, Jay Bilas, Allison Williams  
**Radio:** Virginia Sports Radio Network  
 Dave Koehn & Jimmy Miller  
**Satellite Radio:** Sirius (81), XM (81), Internet (81)  
**Live Stats/Twitter:** VirginiaSports.com/@UVMensHoops  
**Virginia vs. NC State:** 67-82  
**Charlottesville:** 39-23 (7-0 John Paul Jones Arena)  
**Raleigh:** 24-41 (8-7 PNC Arena)  
**Neutral:** 4-18  
**First Meeting:** Jan. 27, 1913 (W, 53-10 in Charlottesville)  
**Last Meeting:** Mar. 14, 2019 (W, 76-56 at ACC Tourney)  
**Winning Streak:** Virginia, 8 games

### 2019-20 SCHEDULE/RESULTS - 12-5, 4-3 ACC

Date	Opponent	TV	Time/Result
Nov. 6	[11] at Syracuse [RV]*	ACCN	W, 48-34
<b>Nov. 10</b>	<b>[9] JMU</b>	<b>ESPNU</b>	<b>W, 65-34</b>
<b>Nov. 16</b>	<b>[9] COLUMBIA ^</b>	<b>ACCN</b>	<b>W, 60-42</b>
<b>Nov. 19</b>	<b>[7] VERMONT ^</b>	<b>RSN</b>	<b>W, 61-55</b>
Nov. 23	[7] vs. UMass ^	ESPNews	W, 58-46
Nov. 24	[7] vs. Arizona State ^	ESPN	W, 48-45
<b>Nov. 27</b>	<b>[7] MAINE</b>	<b>ACCN</b>	<b>W, 46-26</b>
Dec. 4	[5] at Purdue % [RV]	ESPN2	L, 69-40
<b>Dec. 8</b>	<b>[5] NO. CAROLINA * [7]</b>	<b>ACCN</b>	<b>W, 56-47</b>
<b>Dec. 18</b>	<b>[9] STONY BROOK</b>	<b>ACCN</b>	<b>W, 56-44</b>
<b>Dec. 22</b>	<b>[9] SOUTH CAROLINA</b>	<b>ABC</b>	<b>L, 70-59</b>
<b>Dec. 29</b>	<b>[16] NAVY</b>	<b>ESPN2</b>	<b>W, 65-56</b>
<b>Jan. 4</b>	<b>[19] VA. TECH * [RV]</b>	<b>RSN</b>	<b>W, 65-39</b>
Jan. 7	[18] at Boston College *	ACCN	L, 60-53
<b>Jan. 11</b>	<b>[18] SYRACUSE *</b>	<b>ESPN</b>	<b>L, 63-55 OT</b>
Jan. 15	[RV] at Florida State * [9]	ESPN2	L, 54-50
Jan. 18	[RV] at Georgia Tech *	ACCN	W, 63-58
<b>Jan. 20</b>	<b>[RV] NC STATE *</b>	<b>ESPN</b>	<b>7 p.m.</b>
Jan. 26	[RV] at Wake Forest *	ACCN	Noon
<b>Jan. 28</b>	<b>FLORIDA STATE *</b>	<b>ESPN2/U</b>	<b>7 p.m.</b>
<b>Feb. 5</b>	<b>CLEMSON *</b>	<b>RSN</b>	<b>7 p.m.</b>
Feb. 8	at Louisville *	ESPN2/U	4 p.m.
<b>Feb. 11</b>	<b>NOTRE DAME *</b>	<b>ESPN2/U</b>	<b>9 p.m.</b>
Feb. 15	at North Carolina *	ESPN2	6/8 p.m.
<b>Feb. 19</b>	<b>BOSTON COLLEGE *</b>	<b>ACCN</b>	<b>8 p.m.</b>
Feb. 22	at Pitt *	ESPN2	Noon
Feb. 26	at Virginia Tech *	ESPN2/U/ACCN	7 p.m.
<b>Feb. 29</b>	<b>DUKE *</b>	<b>ESPN/2</b>	<b>4/6/8 p.m.</b>
Mar. 4	at Miami *	ACCN	9 p.m.
<b>Mar. 7</b>	<b>LOUISVILLE *</b>	<b>ESPN/2</b>	<b>4 p.m.</b>
Mar. 10-14	at ACC Tournament	TBA	TBA

### HOME GAMES IN BOLD CAPS

^ - Air Force Reserve Tip-Off Tournament  
 % - BIG/ACC Challenge • \* - ACC game • All Times Eastern

### PRONUNCIATION GUIDE

Kihei Clark.....Key-Hey  
 Mamadi Diakite.....Mama-DEE Dee-ah-KEE-tay  
 Francisco Caffaro.....Cuh-FAR-oh  
 Sam Hauser.....How-Zer  
 Casey Morsell.....More-SELL  
 Tomas Woldetensae.....Thomas Wohl-duh-TEN-sigh



## [RV/RV] VIRGINIA CAVALIERS (12-5, 4-3 ACC)

Head Coach: Tony Bennett (Green Bay, 1992)  
 Record at UVA: 266-94 (11th season), Career Record: 335-127 (14th season)

VS.

## NC STATE WOLFPACK (13-5, 4-3 ACC)

Head Coach: Kevin Keatts (Marshall, 2011)  
 Record at NC State: 58-29 (3rd season), Career Record: 130-57 (6th season)

### FOR OPENERS

- Virginia meets NC State for the lone time in 2019-20.
- The Cavaliers (4-3) and Wolfpack (4-3) are tied for fourth in the ACC.
- UVA has an eight-game winning streak against NC State.
- The Cavaliers shot 47.2 percent at Georgia Tech, marking its second-best effort of 2019-20.
- Jay Huff is averaging 12.3 points, 8.3 rebounds and 2.7 blocked shots in the past three games.

### ALL-TIME VS. NC STATE

- Virginia is 67-82 all-time vs. NC State in the series that dates back to 1912-13.
- The Cavaliers are 12-0 in their last 12 regular-season games against NC State and 13-2 in their last 15 games including a pair of losses in the ACC Tournament.
- UVA went 2-0 against the Wolfpack last season, including a 66-65 overtime win in the regular season and 76-56 win in the ACC Tournament quarterfinals.
- UVA has limited the Wolfpack to 56 or fewer points in seven games during its eight-game winning streak in the series.
- Tony Bennett is 13-2 vs. NC State as head coach at Virginia.

### LAST TIME VS. THE WOLFPACK

- Kyle Guy scored 29 points, hitting seven 3-pointers, to lead the Cavaliers (29-2) to a 76-56 win over NC State in the ACC quarterfinals on March 14, 2019.
- Jack Salt added a career-high 18 points, including 15 in the second half, and De'Andre Hunter added 16 points.
- Ty Jerome added game highs in assists (10) and steals (4).
- The Cavaliers trailed 29-27 at halftime, but outscored the Wolfpack 49-27 in a dominant second half.
- Virginia shot 52.1 percent from the field and 47.6 percent beyond the arc.
- Markell Johnson led the Wolfpack with 13 points.

### UVA IN THE NATIONAL RANKINGS

- As of Jan. 19, Virginia ranks first in the nation in scoring defense (49.5), second in field goal percentage defense and personal fouls per game (12.8), fourth in fewest fouls (217) and 19th in 3-point field goal percentage defense (28.4).

### VIRGINIA'S STARTING LINEUP AT GEORGIA TECH (1/18/20)

Pos.	No.	Player (Hometown)	Yr.	Ht.	Wt.	PPG	RPG	NOTES
G	0	Kihei Clark (Woodland Hills, Calif.)	So.	5-9	163	9.8	5.9(a)	84.8% FTs; 2 double-doubles; 7 assists/2 turnovers at GT
G	2	Braxton Key (Charlotte, N.C.)	Sr.	6-8	230	10.4	7.1	UVA's top rebounder; 11.2 ppg in ACC play
F	25	Mamadi Diakite (Conakry, Guinea)	R-Sr.	6-9	224	13.4	6.8	UVA's top scorer in 9 games; 17 pts, 6 rebs, 2 blocks at GT
F	30	Jay Huff (Durham, N.C.)	Jr.	7-1	243	9.1	6.2	10+ points in 9 games; Career-high 17 points & 6 blocks at GT
G	53	Tomas Woldetensae (Bologna, Italy)	Jr.	6-5	196	4.8	2.1	Started 9 games; 17-40 3FGs last 9 games

### OFF THE BENCH

G	23	Kody Statmann (Bentley Park, Qld.)	So.	6-7	200	4.8	3.1	10 starts; 11 points at BC & 10 points vs. VT
G	13	Casey Morsell (Fort Washington, Md.)	Fr.	6-3	195	4.4	1.8	19 points vs. Arizona State; 10 points vs. Navy
F	4	Justin McKoy (Cary, N.C.)	Fr.	6-8	221	1.2	1.2	Played 13 games; 6 pts, 5 rebs in 17 minutes vs. UNC
C	22	Francisco Caffaro (Sante Fe, Argentina)	R-Fr.	7-0	244	1.4	1.4	Started 2 games; 10 pts & 7 rebs vs. UNC
G	12	Chase Coleman (Norfolk, Va.)	Fr.	5-9	154	1.0	0.4	Walk-on has played 12 games; 3 points & 1 steal vs. VT

### THERE'S NO PLACE LIKE HOME

- Virginia is 189-44 (.811), including an 8-2 mark in 2019-20, in 14 seasons at John Paul Jones Arena.
- South Carolina recently ended UVA's 22-game home nonconference winning streak, while Syracuse ended the Cavaliers' six-game home ACC winning streak.
- UVA was 15-1 at JPJ last season and is 151-28 (.844), including a 116-13 (.899) mark the past eight seasons, at home under head coach Tony Bennett.
- Virginia is an ACC-leading 59-7 (.894) in league home games over the past seven seasons. Duke is second at 57-9 (.863).
- UVA has won 11 or more home games for 10 straight seasons.

### HOLDING FOES UNDER 50

- UVA is 9-0 when limiting opponents to fewer than 50 points.
- UVA is 96-2 when achieving the mark in the Tony Bennett era.
- Bennett-coached teams are 121-3 when holding opponents to fewer than 50 points (25-1 in three years at Washington State).
- UVA is 4-0 when limiting opponents to fewer than 40 points (27-0 all-time under Bennett).
- UVA has three wins when scoring fewer than 50 points for the first time since 1981-82 (Maryland and NC State twice).

### LAST TIME OUT

- Jay Huff scored a career-high 17 points and added a career-best six blocked shots to lead Virginia to a 63-58 win at Georgia Tech on Jan. 18.
- Mamadi Diakite added 17 points and six rebounds, and Kihei Clark chipped in seven assists as Virginia ended its longest losing streak (3 games) since 2016-17.
- Tomas Woldetensae had a career-high three steals and drilled a trio of 3-pointers off the bench
- Virginia shot 47.2 percent (25 of 53) and tied a season high with nine blocked shots.

### COACHES VS. CANCER SUITS AND SNEAKERS WEEK®

- The UVA-NC State game is part of the Coaches vs. Cancer Suits And Sneakers Week, celebrated Jan. 20-26.
- The UVA and NC State coaching staffs will wear sneakers with their suits as a visible reminder about the importance of nutrition and physical activity in reducing cancer risk.

**VIRGINIA HEAD COACH TONY BENNETT**

- Three-time National and four-time ACC Coach of the Year Tony Bennett has a 266-94 (.739) mark in 11 seasons at Virginia and 335-127 (.725) career mark in 14 seasons.
- In 2018-19, Bennett led the Cavaliers to their first NCAA national championship, a share of their ninth ACC regular-season title and school-record 35 wins.
- Bennett became the 80th active Division I head coach to win his 300th career game against Marshall on Dec. 31, 2018.
- Bennett was named the USBWA Henry Iba National Coach of the Year for the third time in 2018 to rank second all-time behind legendary John Wooden, who captured the award six times.
- He has led UVA to outright ACC regular-season and tournament championships in the same season two times (2014 and 2018).
- Bennett has guided UVA to six straight NCAA Tournament appearances for the first time in school history and has led UVA to 29 or more wins for the fifth time in the past six seasons.
- Bennett is the sixth coach in ACC history to win at least three outright ACC regular-season titles (Frank McGuire, Vic Bubas, Dean Smith, Mike Krzyzewski and Roy Williams).
- Bennett has led UVA to a school-best 16 or more ACC wins in four of the last six seasons and a school-record seven straight seasons with 11 or more ACC wins.
- He has led UVA to a school-best eight straight 20-win seasons.
- Bennett has guided UVA to a school-record 89 wins over three seasons two times (2014-16 and 2017-19).
- Bennett has led UVA to seven consecutive postseason tournaments (NCAA in 2012, 2014, 2015, 2016, 2017 and 2018 and NIT in 2013).
- Bennett has led the Cavaliers to 30 wins in back-to-back seasons two times (2014-2015 and 2018-19).
- UVA is 141-38 (.788) in non-conference action (79-7 at JPI), 125-56 (.691) in ACC play and 151-28 (.844) at home under Tony Bennett.
- Bennett ranks fifth all-time in winning percentage at .691, among ACC head coaches with 100 or more ACC regular-season wins.

**OUR DEFENSE NEVER RESTS**

- UVA has limited nine opponents to fewer than 50 points and four foes to fewer than 40 points.
- UVA held Virginia Tech to 39 points, marking its largest home win against the Hokies since a 48-point win on Feb. 18, 1955.
- The Cavaliers held Maine to 26 points, matching the fewest Virginia has allowed in the shot clock era (since 1985-86).
- UVA held both Syracuse and JMU to 34 points, marking the first time UVA has limited its first two opponents to fewer than 40 points in the shot clock era and since 1943-44.
- Syracuse's 34 points in the season-opener on Nov. 6, marked UVA's fewest points allowed to an ACC foe since holding Wake Forest to 34 on Feb. 25, 2015.
- The 34 points by Syracuse and JMU are tied for the fifth fewest for UVA in the shot clock era.
- UVA limited Maine to 18.6 percent shooting, second lowest for a Cavalier opponent.
- UVA limited JMU to 22.6 percent shooting, tied for fifth lowest for a Cavalier opponent.
- The Cavaliers have limited five opponents (Syracuse, JMU, Columbia, Maine and Virginia Tech) to fewer than 50 points, 29 percent or less field goal shooting and 29 percent or less 3-point shooting.
- UVA has held 13 opponents below 41 percent from the field.
- The Cavaliers have forced 15 shot clock violations in 2019-20.
- UVA has out-rebounded 13 opponents.
- Bennett-coached teams have led the nation in scoring defense six times and finished in the top-five nationally in 10 of 13 seasons.

**HOW ARE THESE CAVALIERS?**

- The quartet of Mamadi Diakite, Kihei Clark, Braxton Key and Jay Huff lead Virginia into action this season.
- Diakite leads UVA in scoring (13.4 ppg) and is second in rebounding (6.8), while Clark is averaging 9.8 points, 4.2 rebounds and a team-high 5.9 assists.
- Key is averaging 10.4 points and a team-high 7.1 rebounds.
- Huff has tallied 9.1 points and 6.2 rebounds and a team-high 26 blocks.
- Kody Stattmann, Casey Morsell and Tomas Woldetensae have

**NATIONAL DEFENSIVE PPG RANKINGS UNDER BENNETT**

Year	School	Pts/Gm	Rank
2006-07	Washington State	59.5	17th
2007-08	Washington State	56.4	3rd
2008-09	Washington State	55.4	1st
2009-10	Virginia	63.6	54th
2010-11	Virginia	62.4	36th
2011-12	Virginia	54.2	2nd
2012-13	Virginia	55.6	5th
2013-14	Virginia	55.7	1st
2014-15	Virginia	51.5	1st
2015-16	Virginia	60.1	2nd
2016-17	Virginia	56.4	1st
2017-18	Virginia	54.0	1st
2018-19	Virginia	56.1	1st
2019-20	Virginia	49.5	1st

absorbed the minutes left by Ty Jerome, Kyle Guy and De'Andre Hunter on the perimeter.

- Stattmann is averaging 4.8 points, including career highs in points (11) at Boston College and rebounds (8) against Virginia Tech.
- Morsell scored a career-high 19 points against Arizona State en route to all-tournament honors at the Air Force Reserve Tip-Off Tournament.
- Woldetensae has started nine games and has made 20 3-pointers, including three against North Carolina, Florida State and Georgia Tech.
- Justin McKoy chipped in six points on 3 of 3 shooting off the bench at Purdue and four points and five rebounds vs. North Carolina.
- Francisco Caffaro started two contests after contributing 10 points and seven rebounds against North Carolina.
- Walk-on Chase Coleman has averaged 5.7 minutes backing up point guard Kihei Clark, while Jayden Nixon has played in five games.
- Forward Kadin Shedrick is redshirting this season, while Sam Hauser will sit out the season after transferring from Marquette.

**WATCH ME NOW**

- Mamadi Diakite was named to the Oscar Robertson Trophy Player of the Year watch list from the U.S Basketball Writers Association.
- Kihei Clark (Bob Cousy Award) and Diakite (Karl Malone Award) were named to Naismith Memorial Basketball Hall of Fame pre-season award top-20 watch lists.
- The Cousy Award honors the nation's top point guard, while the Malone Award honors the top power forward.
- Diakite was also one of 50 players named to the Naismith Trophy Player of the Year watch list and one of 20 players named to the NABC Division I Player of the Year preseason watch list.
- Diakite was also named to the Wooden Award Preseason Top 50 List.

**UVA VS. THE COMMONWEALTH OF VIRGINIA**


- UVA is 70-15 against teams from Virginia since 1999-00.
- UVA has won 23 of its last 26 games against teams from Virginia.
- UVA defeated JMU (65-34) and Virginia Tech (65-39) earlier this season and finished 4-0 against teams from Virginia in 2018-19.

**RECORDS WATCH**

- Mamadi Diakite ranks fourth on UVA's career blocks list with 139.
- Diakite needs three blocks to pass Isaiah Wilkins (141 blocks from 2015-18) for third on the list.
- Diakite's 63 blocked shots in 2018-19 rank sixth on UVA's single-season list.

**UVA UNRANKED IN AP POLL FOR SECOND STRAIGHT WEEK**

- UVA received votes in the Associated Press and USA Today Coaches' polls for the second straight week on Jan. 20.
- UVA is unranked in the Jan. 13 AP poll for the first time since Nov. 20, 2017, ending its streak at 46 consecutive weeks in the national polls.
- The Cavaliers had been ranked in the top 10 in 38 of the 46 polls.



**HEAD COACH  
TONY BENNETT**  
11TH SEASON

**PERSONAL**

Birthdate: June 1, 1969  
Birthplace: Clintonville, Wis.

Family: wife, Laurel; daughter, Anna; son, Eli

**EDUCATION**

College: Green Bay, 1992

**COACHING EXPERIENCE**

- 1999-00 Wisconsin (staff volunteer)
- 2000-01 Wisconsin (assistant coach)
- 2003-04 Washington State (assistant coach)
- 2004-06 Washington State (associate head coach)
- 2006-09 Washington State (head coach)
- 2009- Virginia (head coach)

**THE BENNETT RECORD**

Year	School	Record (Conf)	Postseason
2006-07	Washington St.	26-8 (13-5)	NCAA 2nd Round
2007-08	Washington St.	26-9 (11-7)	NCAA Sweet 16
2008-09	Washington St.	17-16 (8-10)	NIT 1st Round
2009-10	Virginia	15-16 (5-11)	
2010-11	Virginia	16-15 (7-9)	
2011-12	Virginia	22-10 (9-7)	NCAA 2nd Round
2012-13	Virginia	23-12 (11-7)	NIT Quarterfinals
2013-14	Virginia	30-7 (16-2)	NCAA Sweet 16
2014-15	Virginia	30-4 (16-2)	NCAA Third Round
2015-16	Virginia	29-8 (13-5)	NCAA Elite Eight
2016-17	Virginia	23-11 (11-7)	NCAA 2nd Round
2017-18	Virginia	31-3 (17-1)	NCAA 1st Round
2018-19	Virginia	35-3 (16-2)	NCAA Champions
2019-20	Virginia	11-5 (3-3)	
<b>Total</b>	<b>14 seasons</b>	<b>334-127</b>	
<b>Virginia</b>	<b>11 seasons</b>	<b>265-94</b>	

**BENNETT VS. 2019-20 OPPONENTS**

Opponent	Career	Virginia
Arizona State	7-0	1-0
Boston College	9-4	9-4
Clemson	11-3	11-3
Columbia	1-0	1-0
Duke	3-11	3-11
Florida State	8-9	8-9
Georgia Tech	12-2	12-2
JMU	3-0	3-0
Louisville	10-1	10-1
Maine	1-0	1-0
UMass	0-0	0-0
Miami	8-6	8-6
Navy	2-0	2-0
North Carolina	10-8	10-7
NC State	13-2	13-2
Notre Dame	9-1	8-1
Pitt	8-2	8-1
Purdue	1-1	1-1
St. John's	2-0	2-0
South Carolina	1-1	1-1
Stony Brook	1-0	1-0
Syracuse	7-3	7-3
Vermont	1-0	1-0
Virginia Tech	15-6	15-6
Wake Forest	8-4	8-4

# NATIONAL RANKINGS

## ASSOCIATED PRESS (Monday, Jan. 20)

1	Baylor (33)	15-1	1591
2	Gonzaga (31)	20-1	1588
3	Kansas (1)	14-3	1470
4	San Diego State	19-0	1422
5	<b>Florida State</b>	<b>16-2</b>	<b>1335</b>
6	<b>Louisville</b>	<b>15-3</b>	<b>1303</b>
7	Dayton	16-2	1139
8	<b>Duke</b>	<b>15-3</b>	<b>1065</b>
9	Villanova	14-3	1055
10	Seton Hall	14-4	1034
11	Michigan State	14-4	1004
12	Oregon	15-4	886
13	Butler	15-3	867
14	West Virginia	14-3	758
15	Kentucky	13-4	755
16	Auburn	15-2	637
17	Maryland	14-4	525
18	Texas Tech	12-5	399
19	Iowa	13-5	398
20	Memphis	14-3	394
21	Illinois	13-5	280
22	Arizona	13-5	225
23	Colorado	14-4	154
24	Rutgers	14-4	152
25	Houston	14-4	151

**Others receiving votes:** Wichita State 94, LSU 83, Michigan 73, Northern Iowa 42, Ohio State 36, Wisconsin 28, Stanford 28, Penn State 24, Liberty 21, Florida 21, Arkansas 19, Duquesne 13, **Virginia 13**, Creighton 13, **Purdue 9**, Indiana 6, East Tennessee State 6, USC 4, Marquette 2, BYU 2, Harvard 1

## USA TODAY COACHES (Monday, Jan. 20)

1	Gonzaga (19)	20-1	784
2	Baylor (13)	15-1	780
3	Kansas	14-3	702
4	San Diego State	19-0	699
5	<b>Louisville</b>	<b>15-3</b>	<b>650</b>
6	<b>Florida State</b>	<b>16-2</b>	<b>635</b>
7	Dayton	16-2	569
8	<b>Duke</b>	<b>15-3</b>	<b>526</b>
9	Michigan State	14-4	513
10	Seton Hall	14-4	486
11	Villanova	14-3	475
12	Butler	15-3	431
13	Oregon	15-4	418
14	Kentucky	13-4	385
15	West Virginia	14-3	381
16	Auburn	15-2	344
17	Maryland	14-4	293
18	Texas Tech	12-5	227
19	Iowa	13-5	197
20	Memphis	14-3	158
21	Arizona	13-5	113
22	Illinois	13-5	93
	Wichita State	15-3	93
24	Houston	14-4	79
25	Rutgers	14-4	67

**Others receiving votes:** Colorado 55, Penn State 31, Michigan 31, LSU 23, Northern Iowa 21, Florida 18, Stanford 17, Ohio State 17, Indiana 16, Creighton 13, **Virginia 13**, Arkansas 12, Marquette 11, Wisconsin 7, Saint Mary's 7, USC 3, Yale 3, East Tennessee State 2, Liberty 1, Duquesne 1

## 2019-20 Opponents in Bold

## VIRGINIA PICKED FOURTH IN THE ACC

- Virginia was picked to finish fourth in the ACC preseason poll.
- The Cavaliers have finished at or higher than their predicted finish in 10 of the last 11 seasons.
- Duke is the preseason favorite, followed by North Carolina, Louisville, Virginia, Florida State, NC State, Notre Dame, Syracuse, Miami, Pitt, Clemson, Georgia Tech, Boston College, Virginia Tech and Wake Forest.

## ABOUT THE 2019-20 SCHEDULE

- Three of Virginia's opponents are ranked in the AP Top-25 poll (Duke, Florida State and Louisville), while Purdue and Virginia Tech received votes.
- The Cavaliers will play 13 games against 2019 NCAA Tournament teams: home games against Duke, Florida State, Louisville, North Carolina, Syracuse, Vermont and Virginia Tech; road contests at Florida State, Louisville, North Carolina, Purdue, Syracuse and Virginia Tech.
- UVA defeated First Four NCAA Tournament team Arizona State in the Air Force Reserve Tip-Off Tournament championship on Nov. 24.
- Two opponents (Clemson and NC State) participated in the 2019 National Invitation Tournament.

## UVA VS. RANKED OPPONENTS

- UVA is 1-1 against ranked opponents in 2019-20 (both top-10 foes).
- UVA is 43-35 against ranked opponents in the Tony Bennett era.
- The Cavaliers posted a 56-47 win over then-No. 7 North Carolina Dec. 8 at John Paul Jones Arena.
- UVA dropped a 54-50 decision at No. 9 Florida State Jan. 15.
- UVA went 11-3 vs. ranked foes last season and the 11 ranked wins marked a school record.
- The Cavaliers posted an ACC-record five ranked wins on the road in 2018-19, which tied UConn (1998-99) for the most all-time in poll history since 1948-49.
- The Cavaliers are 157-330 vs. ranked opponents since 1953-54.
- UVA is 1-30 all-time vs. No. 1-ranked opponents (86-73 win vs. No. 1 North Carolina on Jan. 30, 1986).

## DIAKITE EARNS PRESEASON ALL-ACC HONORS

- Mamadi Diakite was named the preseason All-ACC first team.
- Diakite was joined on the All-ACC first team by preseason ACC Player of the Year Jordan Nwora (Louisville), Tre Jones (Duke), Cole Anthony (North Carolina) and John Mooney (Notre Dame).

## 2018-19 IN REVIEW

- Virginia claimed its first NCAA National Championship.
- The Cavaliers had a school-record 35 wins.
- UVA captured a share of its ninth ACC regular-season title.
- The Cavaliers earned their fifth No. 1 seed for the ACC Tournament.
- The Cavaliers advanced to their third NCAA Final Four (1981, 1984, 2019), seventh Elite Eight (first since 2016) and 10th Sweet 16.
- Virginia has 29 or more wins in five of the last six seasons.

## 2019-20 UNIVERSITY OF VIRGINIA CAVALIERS

No.	Name	Pos.	Ht.	Wt.	Yr.	Hometown/High School [Previous College]
0	Kihei Clark *	So.	G	5-9	163	Woodland Hills, Calif./Taft Charter
2	Braxton Key *	Sr.	G	6-8	230	Charlotte, N.C./Oak Hill Academy/Alabama
4	Justin McKoy	Fr.	F	6-8	221	Cary, N.C./Panther Creek
5	Jayden Nixon *	So.	G	6-3	192	Charlottesville, Va./Choate Rosemary Hall (Conn.)
10	Sam Hauser %	Sr.	F	6-8	225	Stevens Point, Wis./SPASH/Marquette
12	Chase Coleman	Fr.	G	5-9	154	Norfolk, Va./Maurycy
13	Casey Morsell	Fr.	G	6-3	195	Fort Washington, Md./St. John's College
21	Kadin Shedrick	Fr.	F	6-11	214	Raleigh, N.C./Holly Springs
22	Francisco Caffaro	R-Fr.	C	7-0	244	El Trebo, Sante Fe, Argentina/NBA Global Academy
23	Kody Stattmann *	So.	G	6-7	200	Bentley Park, Queensland, Australia/St. Augustine's College
24	Austin Katstra **	Jr.	F	6-6	227	Charlottesville, Va./Albemarle
25	Mamadi Diakite ***	R-Sr.	F	6-9	224	Conakry, Guinea, Africa/Blue Ridge School (Va.)
30	Jay Huff **	R-Jr.	F	7-1	243	Durham, N.C./Voyager Academy
53	Tomas Woldentensae	Jr.	G	6-5	196	Bologna, Italy/Indian Hills Community College (Iowa)

\* - denotes letters earned; % - will sit of 2019-20 season due to NCAA transfer rules

**Head Coach:** Tony Bennett (Green Bay '92/11th season); **Associate Head Coach:** Jason Williford (Virginia '95/11th season)

**Assistant Coaches:** Brad Soderberg (UW-Stevens Point '85/5th season), Orlando Vandross (AIC '92/5th season)

**Director of Recruiting/Player Development:** Kyle Getter (Hanover College '01/2nd season)

**Director of Scouting/Recruiting:** Larry Mangino (Montclair State '83/4th season)

**Director of Player Development/Coaching Staff Consultant:** Kirk Penney (Wisconsin '15/1st season)

**Director of Player Personnel:** Johnny Carpenter (Virginia '13/5th season)

**Associate AD for Men's Basketball:** Ronnie Wideman (Washington State '06/11th season)

**Strength and Conditioning Coach:** Mike Curtis (Virginia '98/10th season); **Athletic Trainer:** Ethan Saliba (Kansas '79/36th season)

- UVA won 25 or more games for the ninth time (five under Bennett).
- UVA won 23 or more games for a school-best seventh straight year.
- UVA won 16 or more ACC games for the fourth time.
- UVA won 11 or more ACC games for a school-record seven consecutive season.
- UVA captured an ACC-record five ranked road wins, tied for most all-time with UConn (1998-99).
- UVA set a school record with 11 wins vs. ranked opponents.

## THE ELECTRIC 70s AND AWESOME 80s

- Virginia scored 70 or more points in 21 games (19-2) last season and is 125-8 when scoring at least 70 points under Tony Bennett.
- UVA scored 80 or more points in nine games (9-0) and is 35-1 when scoring 80 or more points under Bennett with its lone loss a 93-81 decision at North Carolina in 2012-13.
- Bennett was 4-0 when scoring 80+ points at Washington State.
- UVA scored 100 points against Marshall for the first time under Tony Bennett and added 97 points against Coppin State.
- UVA is 4-0 all-time when scoring 90 or more points under Bennett.

## MORE THAN MANAGERS

- Virginia men's basketball managers and Charlottesville natives Grant Kersey and Matt Palumbo saw two minutes of action for the Cavaliers against JMU.
- Palumbo made his collegiate debut, while Kersey saw action in 10 games in a similar role last season.
- Coach Tony Bennett calls his team managers the "ultimate servants" of the Virginia men's basketball program.

## CAVALIERS IN THE NBA

- Malcolm Brogdon (Indiana), Joe Harris (Brooklyn), De'Andre Hunter (Atlanta), Ty Jerome (Phoenix), Mike Scott (Philadelphia), Devon Hall (Oklahoma City) and Kyle Guy (Sacramento) are former Cavaliers who played or are playing in the NBA this season.
- In addition, Dallas head coach Rick Carlisle is a Virginia alum who helped the Cavaliers to their last NCAA Final Four in 1984.

## ABDUR-RAHIM, BEEKMAN AND MCCORKLE SIGN NLI's

- Guards Jabri Abdur-Rahim (Short Hills, N.J.), Reece Beekman (Baton Rouge, La.) and Carson McCorkle (Greensboro, N.C./Greensboro Day School) signed NLI's with UVA Nov. 14.
- The 6-7, 205-pound Abdur-Rahim averaged 16.7 points and 8.7 rebounds during his junior season at Blair Academy in 2018-19.
- Beekman, a 6-2, 165-pound point guard, averaged 21.9 points, 10.2 rebounds and 10.2 assists as a junior for Scotlandville in 2018-19. He was named first-team all-state.
- The 6-3, 173-pound McCorkle tallied 15.9 points per game en route to AP and NCISAA 4A All-State honors at Greensboro Day School.

## ON THE HORIZON

- Virginia travels to Wake Forest on Sunday, Jan. 26. Tipoff at Joel Coliseum is set for Noon on ACC Network.

## MEDIA INFORMATION

### VIRGINIA MEDIA RELATIONS OFFICE

The UVA athletics media relations office is located in John Paul Jones Arena. Regular business hours are 9 a.m. to 5 p.m., Monday through Friday.

### PRESS CREDENTIALS

Media members interested in obtaining season or game credentials should apply online at [www.sportssystem.com/virginia-hoops](http://www.sportssystem.com/virginia-hoops). Credential requests should be submitted no later than seven (7) days prior to the game. Credentials that can't be mailed will be held for pickup at the will call window at John Paul Jones Arena. You must have a press pass to be admitted to the media area and the press room.

### PHOTO CREDENTIALS

All photographers and camera operators must wear a visible credential issued by the Virginia athletics media relations office. Photographers work from the baselines at both ends of the court at John Paul Jones Arena. Live television is given top priority for court-side space.

### PRESS PARKING

Press parking passes are provided upon request on a limited basis. Please request your parking pass during the online credential application process.

### INTERVIEWS

All requests for interviews with Virginia basketball coaches and players should be made through Erich Bacher in the athletics media relations office. It is requested you allow the athletics media relations staff at least one day to arrange an interview.

### POSTGAME INTERVIEWS

Virginia head coach Tony Bennett, two Virginia student-athletes and the visiting head coach will meet with media representatives in the press room after each game at John Paul Jones Arena. Coach Bennett will be available in the press room approximately 10 minutes after the conclusion of the game, followed by two Virginia student-athletes or the visiting coach. Other Virginia players will be available upon request near the JPJ press room.

### UVA SPORTS APP

The Virginia Sports mobile app is available for download by searching for "Virginia Athletics" or "UVA sports." The App features news, live stats, schedules, results and news information for each of UVA sports programs, articles from Jeff White, audio and video content and more.

### RADIO

Each visiting school is allowed one radio broadcast from John Paul Jones Arena. The Virginia athletics media relations office provides two ISDN lines and three business touchtone lines for use by the visiting broadcast crew. Radio network crews work from a court-side location at the scorer's table. Three seats are available at the table for visiting radio crews.

### GAME SERVICES

Information packets are available before each game at John Paul Jones Arena, and a full statistical summary and play-by-play sheets are distributed at halftime and after the game. Head coach and player quotes will be available after postgame interviews. A pregame meal is served for working members of the media in the press room on the event level of John Paul Jones Arena.

### TELEPHONES/WIRELESS

Should you require your own telephone for game coverage, please contact Erich Bacher in the Virginia athletics media relations office. A wireless network is available at John Paul Jones Arena for media. A UVA media relations representative will provide login directions.

### ACC COACHES TELECONFERENCE

The 2020 ACC Men's Basketball Weekly Teleconference begins Monday, Jan. 6, 2020, and continues each Monday through March 2. Each coach will have 10 minutes to make an opening statement and answer questions. There will be an instant replay of each teleconference on the Conference's internet site TheACC.com each Monday afternoon. Coaches whose teams play on Monday evening will not participate in that day's teleconference.

Here is head coach Tony Bennett's (and Virginia's ACC weekly opposing coach) 2020 ACC Teleconference schedule:

#### Monday, Jan. 27

11:30 a.m. (Hamilton Noon)

#### Monday, Feb. 3

11:30 a.m. (Brownell 10:40 a.m., Mack Noon)

#### Monday, Feb. 10

11:30 a.m. (Williams 11:40 a.m., Brey 12:20 p.m.)

#### Monday, Feb. 17

11:30 a.m. (Christian 10:30 a.m., Capel 11:10 a.m.)

#### Monday, Feb. 24

11:30 a.m. (Krzyszewski 12:10 p.m., Young 12:30 p.m.)

#### Monday, March 2

11:30 a.m. (Larrañaga 11 a.m., Mack Noon)

## UVA'S RECORD UNDER TONY BENNETT WHEN..

	All	2019-20
Leading at the half	213-25	12-0
Trailing at the half	46-64	0-5
Tied at the half	7-5	0-0
Playing Overtime	5-9	0-0
Shooting 50% or better	106-8	1-0
Shooting between 40-49.9%	125-34	7-2
Shooting less than 40%	35-52	4-3
Opponents shoot 50% or better	19-25	1-1
Opponents shoot less than 50%	247-69	11-4
UVA outrebounds its opponent	190-30	10-3
Opponent outrebounds UVA	69-61	2-2
Teams are tied in rebounds	7-3	0-0
UVA has 10 or more steals	22-3	0-0
UVA shoots 70% FT or better	159-47	7-2
UVA shoots less than 70% FT	107-47	5-3
Scoring less than 50 points	9-16	3-1
Scoring 50-59 points	35-38	3-4
Scoring 60-69 points	97-31	6-0
Scoring 70-79 points	90-7	0-0
Scoring 80-89 points	31-1	0-0
Scoring more than 90 points	4-0	0-0
Allowing fewer than 50 points	96-2	9-0
Allowing fewer than 40 points	27-0	4-0
Playing in John Paul Jones Arena	151-28	8-2
Playing on the road	67-47	2-3
Playing on a neutral court	47-19	2-0
Game decided by 1-4 points	31-37	1-1
Game decided by 5-10 points	59-25	4-2
Game decided by 11+ points	174-32	7-2
Playing at night	181-63	5-3
Playing in the afternoon	85-30	7-2
Playing on Monday	26-11	0-0
Playing on Tuesday	44-8	1-1
Playing on Wednesday	40-13	3-2
Playing on Thursday	20-9	0-0
Playing on Friday	28-10	0-0
Playing on Saturday	73-33	4-1
Playing on Sunday	35-10	4-1
Playing in November	66-11	6-0
Playing in December	48-12	3-2
Playing in January	63-22	2-3
Playing in February	48-27	0-0
Playing in March	40-22	0-0
Playing in April	2-0	0-0

## VIRGINIA RECORD BOOK

### CAREER BLOCKS

NO.	NAME	CAREER BLOCKS
1.	Ralph Sampson (1980-83)	462
2.	Chris Alexander (1993-96)	148
3.	Isaiah Wilkins (2015-18)	141
4.	<b>Mamadi Diakite (2017-)</b>	<b>139</b>
5.	Travis Watson (2000-03)	130
6.	Kris Hunter (1997-99)	126
7.	Jason Clark (2002-05)	112
8.	Steve Castellan (1976-79)	108
	Assane Sene (2009-12)	108
10.	Darion Atkins (2012-15)	102

## VIRGINIA IN THE POLLS

Date	AP	USA Today	Date	AP	USA Today
Preseason	11	9	Jan. 13	RV	RV
Nov. 11	9	9	Jan. 20	RV	RV
Nov. 18	7	6			
Nov. 25	7	6			
Dec. 2	5	2			
Dec. 9	9	8			
Dec. 16	9	7			
Dec. 23	16	13			
Dec. 30	19	19			
Jan. 6	18	18			



Official Basketball Box Score -- Game Totals -- Final Statistics

Virginia vs Syracuse  
11/06/19 9:00 pm at

Virginia 48 • 1-0,1-0 ACC

#	Player	Total		3-Ptr		Rebounds			PF	TP	A	TO	Blk	Stl	Min
		FG-FGA	FG-FGA	FT-FTA	Off	Def	Tot								
25	Mamadi Diakite	f	6-10	0-0	0-0	4	2	6	1	12	1	2	2	1	35
00	Kihe Clark	f	3-9	2-8	2-2	0	11	11	0	10	7	3	0	1	40
02	Braxton Key	g	3-10	0-5	1-2	1	9	10	2	7	2	2	0	2	33
13	Casey Morsell	g	1-6	1-6	0-0	1	1	2	2	3	1	2	1	0	26
53	Tomas Woldetensae	g	0-4	0-3	0-0	0	0	0	1	0	0	2	0	0	13
04	Justin McKoy	g	0-0	0-0	0-0	0	0	0	0	0	0	1	0	0	3
23	Kody Stattmann	g	2-4	1-3	0-0	1	2	3	0	5	2	1	1	0	21
30	Jay Huff	g	5-6	0-0	1-2	2	10	12	1	11	1	2	0	0	29
Team						1	2	3				1			
Totals			20-49	4-25	4-6	10	37	47	7	48	14	16	4	4	200

FG % 1st Half: 11-24 45.8% 2nd half: 9-25 36.0% Game: 20-49 40.8% Deadball Rebounds 1  
 3FG % 1st Half: 2-12 16.7% 2nd half: 2-13 15.4% Game: 4-25 16.0%  
 FT % 1st Half: 1-2 50.0% 2nd half: 3-4 75.0% Game: 4-6 66.7%

Syracuse 34 • 0-1,0-1 ACC

#	Player	Total		3-Ptr		Rebounds			PF	TP	A	TO	Blk	Stl	Min
		FG-FGA	FG-FGA	FT-FTA	Off	Def	Tot								
21	Marek Dolezaj	f	2-8	0-2	0-0	3	6	9	3	4	2	2	0	0	40
33	Elijah Hughes	f	4-14	3-10	3-5	0	5	5	2	14	1	1	1	1	40
34	Bourama Sidibe	f	1-2	0-0	0-0	0	2	2	4	2	0	1	0	1	22
05	Jalen Carey	g	1-6	0-0	0-2	2	3	5	0	2	1	1	0	1	18
35	Buddy Boenheim	g	3-12	1-8	0-0	0	2	2	1	7	1	1	1	1	32
00	Bryce Goodine	g	0-2	0-2	0-0	0	0	0	0	0	0	0	0	0	8
01	Quincy Guerrier	g	0-4	0-3	0-0	0	0	0	1	0	0	0	0	1	13
11	Joseph Girard III	g	1-6	1-4	0-0	0	0	0	1	3	2	2	0	0	22
14	Jesse Edwards	g	1-1	0-0	0-0	0	1	1	0	2	0	0	1	0	5
Team						3	1	4				1			
Totals			13-55	5-29	3-7	8	20	28	12	34	7	9	3	5	200

FG % 1st Half: 7-27 25.9% 2nd half: 6-28 21.4% Game: 13-55 23.6% Deadball Rebounds 1  
 3FG % 1st Half: 3-14 21.4% 2nd half: 2-15 13.3% Game: 5-29 17.2%  
 FT % 1st Half: 2-5 40.0% 2nd half: 1-2 50.0% Game: 3-7 42.9%

Officials: Clarence Armstrong, Doug Simons, Jamie Luckie  
 Technical fouls: Virginia-None. Syracuse-None.  
 Attendance: 22518  
 2019-20 Men's Basketball. Round: 0. Syracuse vs Virginia. Played at Carrier Do

Score by periods	1st	2nd	Total
Virginia	25	23	48
Syracuse	19	15	34



Official Basketball Box Score -- Game Totals -- Final Statistics

James Madison vs Virginia  
11/10/19 6:00 pm at

James Madison 34 • 1-1,0-0 CAA

#	Player	Total		3-Ptr		Rebounds			PF	TP	A	TO	Blk	Stl	Min
		FG-FGA	FG-FGA	FT-FTA	Off	Def	Tot								
11	Zach Jacobs	f	3-9	2-5	1-2	4	3	7	2	9	0	4	1	0	36
23	Michael Christmas	f	1-5	0-2	1-2	1	7	8	1	3	0	1	0	0	24
01	Matt Lewis	g	5-15	4-9	0-0	0	10	10	2	14	2	2	0	1	35
03	Deshon Parker	g	0-7	0-2	0-0	0	2	2	0	0	2	3	0	1	29
05	Darius Banks	g	2-8	2-7	0-0	0	3	3	4	6	1	2	0	1	35
04	Zyon Dobbs	g	0-0	0-0	0-0	0	0	0	0	0	0	1	0	0	4
13	Quinn Richey	g	0-1	0-0	0-0	1	0	1	0	0	0	0	0	0	4
14	Jayvis Harvey	g	1-4	0-3	0-0	0	2	2	1	2	0	2	0	0	16
22	Julien Wooden	g	0-3	0-2	0-0	0	2	2	1	0	1	4	0	0	15
35	Devon Flowers	g	0-1	0-1	0-0	0	0	0	0	0	0	0	0	0	2
Team						1	0	1							
Totals			12-53	8-31	2-6	7	29	36	11	34	6	19	1	3	200

FG % 1st Half: 8-25 32.0% 2nd half: 4-28 14.3% Game: 12-53 22.6% Deadball Rebounds 3  
 3FG % 1st Half: 5-15 33.3% 2nd half: 3-16 18.8% Game: 8-31 25.8%  
 FT % 1st Half: 2-6 33.3% 2nd half: 0-0 0.0% Game: 2-6 33.3%

Virginia 65 • 2-0,1-0 ACC

#	Player	Total		3-Ptr		Rebounds			PF	TP	A	TO	Blk	Stl	Min
		FG-FGA	FG-FGA	FT-FTA	Off	Def	Tot								
25	Mamadi Diakite	f	8-16	1-3	2-4	3	10	13	1	19	0	0	2	1	29
00	Kihe Clark	g	2-7	1-5	0-0	1	2	3	0	5	6	3	0	2	28
02	Braxton Key	g	5-8	2-3	2-2	3	7	10	0	14	2	1	0	1	29
13	Casey Morsell	g	0-9	0-5	0-0	0	3	3	3	0	1	2	1	0	26
23	Kody Stattmann	g	2-9	0-6	4-4	1	1	2	2	8	0	2	1	2	31
01	Matt Palumbo	g	0-1	0-1	0-0	0	0	0	0	0	0	0	0	0	2
04	Justin McKoy	g	2-4	0-0	0-0	0	2	2	2	4	0	1	0	0	12
05	Jayden Nixon	g	1-2	0-1	0-0	1	0	1	1	2	0	0	0	0	4
11	Grant Kersey	g	1-1	0-0	0-0	1	0	1	0	2	0	0	0	0	2
12	Chase Coleman	g	0-3	0-1	0-0	0	0	0	0	0	0	0	0	0	7
24	Austin Katstra	g	0-2	0-0	0-0	0	5	5	0	0	0	0	0	0	3
30	Jay Huff	g	5-6	0-0	1-4	3	4	7	1	11	2	1	2	2	27
Team						2	1	3							
Totals			26-68	4-25	9-14	15	35	50	10	65	11	10	6	8	200

FG % 1st Half: 13-35 37.1% 2nd half: 13-33 39.4% Game: 26-68 38.2% Deadball Rebounds 3  
 3FG % 1st Half: 3-14 21.4% 2nd half: 1-11 9.1% Game: 4-25 16.0%  
 FT % 1st Half: 2-4 50.0% 2nd half: 7-10 70.0% Game: 9-14 64.3%

Officials: Keith Kimble, Nathan Farrell, Ted Valentine  
 Technical fouls: James Madison-None. Virginia-None.  
 Attendance: 13524  
 2019-20 Men's Basketball. Round: 0. James Madison vs Virginia. Played at John

Score by periods	1st	2nd	Total
James Madison	23	11	34
Virginia	31	34	65



Official Basketball Box Score -- Game Totals -- Final Statistics

Columbia vs Virginia  
11/16/19 12:00 pm at

Columbia 42 • 1-3,0-0 Ivy League

#	Player	Total		3-Ptr		Rebounds			PF	TP	A	TO	Blk	Stl	Min
		FG-FGA	FG-FGA	FT-FTA	Off	Def	Tot								
13	Randy Brumant	f	3-7	3-6	0-0	0	4	4	4	9	1	1	2	1	30
24	Ike Nweke	f	3-9	0-0	1-2	6	3	9	0	7	0	1	1	0	22
20	Jake Killingsworth	g	1-5	0-4	0-0	0	2	2	1	2	2	0	0	1	18
21	Mike Smith	g	6-14	2-4	2-2	0	3	3	1	16	2	6	0	1	37
33	Tai Bibbs	g	0-3	0-1	0-0	0	2	2	2	0	0	0	0	0	16
01	Luke Bolster	g	0-1	0-0	0-0	1	0	1	0	0	0	0	0	0	4
04	Jack Forrester	g	0-3	0-2	0-0	0	2	2	0	0	1	1	0	0	19
12	Cameron Shockley-Oke	g	0-3	0-1	0-0	1	4	5	2	0	0	2	0	0	20
32	Maka Ellis	g	2-9	1-3	1-2	0	2	2	0	6	1	1	0	1	26
50	Joseph Smoyer	g	1-2	0-0	0-0	2	0	2	3	2	0	1	1	0	8
Team						2	2	4				1			
Totals			16-56	6-21	4-6	12	24	36	13	42	7	14	4	4	200

FG % 1st Half: 7-28 25.0% 2nd half: 9-28 32.1% Game: 16-56 28.6% Deadball Rebounds 2  
 3FG % 1st Half: 2-10 20.0% 2nd half: 4-11 36.4% Game: 6-21 28.6%  
 FT % 1st Half: 1-2 50.0% 2nd half: 3-4 75.0% Game: 4-6 66.7%

Virginia 60 • 3-0,1-0 ACC

#	Player	Total		3-Ptr		Rebounds			PF	TP	A	TO	Blk	Stl	Min
		FG-FGA	FG-FGA	FT-FTA	Off	Def	Tot								
25	Mamadi Diakite	f	4-10	1-3	4-6	3	5	8	1	13	0	2	0	1	20
00	Kihe Clark	g	4-9	2-3	0-0	0	3	3	1	10	5	1	1	0	30
02	Braxton Key	g	4-7	0-1	1-3	4	5	9	0	9	0	0	0	1	21
23	Kody Stattmann	g	1-6	0-2	1-1	0	2	2	1	3	1	1	3	0	29
53	Tomas Woldetensae	g	2-7	1-2	0-0	0	6	6	3	5	0	0	0	1	33
04	Justin McKoy	g	0-2	0-0	0-0	0	0	0	0	0	0	1	0	0	12
05	Jayden Nixon	g	0-0	0-0	0-0	0	0	0	0	0	0	0	0	0	1
12	Chase Coleman	g	1-1	0-0	0-0	0	0	0	0	2	1	0	0	1	4
13	Casey Morsell	g	1-6	0-3	0-2	0	3	3	1	2	1	1			



Official Basketball Box Score -- Game Totals -- Final Statistics

**Massachusetts vs Virginia**  
11/23/19 12:00 pm at



**Massachusetts 46 • 5-1,0-0 Atlantic**

##	Player	Total			3-Ptr			Rebounds			PF	TP	A	TO	Blk	Stl	Min
		FG-FGA	FG-FGA	FT-FTA	FG-FGA	FG-FGA	FT-FTA	Off	Def	Tot							
05	Samba Diallo	f	1-3	0-0	4-4	3	5	8	1	6	0	1	0	0	31		
33	Tre Mitchell	c	5-12	0-4	0-1	0	2	2	1	10	0	4	0	3	36		
04	Keon Clergeot	g	0-6	0-4	2-2	0	4	4	4	2	3	2	0	0	32		
10	Sean East	g	1-3	0-0	0-0	0	3	3	1	2	1	1	0	0	26		
12	Carl Pierre	g	5-14	2-10	2-2	0	1	1	4	14	0	0	0	2	36		
01	Sy Chatman	g	0-2	0-1	0-0	1	2	3	1	0	0	3	0	0	12		
02	Preston Santos	g	0-0	0-0	0-0	0	1	1	0	0	0	0	0	0	1		
11	Djery Baptiste	g	0-1	0-0	0-0	0	0	0	1	0	0	0	0	0	4		
13	Kolton Mitchell	g	0-0	0-0	0-0	0	0	0	0	0	0	0	0	0	2		
23	T.J. Weeks	g	3-9	3-7	3-4	0	3	3	1	12	0	0	0	0	20		
	Team					0	1	1									
	Totals		15-50	5-26	11-13	4	22	26	14	46	4	11	0	5	200		

FG % 1st Half: 10-28 35.7% 2nd half: 5-22 22.7% Game: 15-50 30.0% Deadball Rebounds 2  
 3FG % 1st Half: 2-10 20.0% 2nd half: 3-16 18.8% Game: 5-26 19.2%  
 FT % 1st Half: 2-3 66.7% 2nd half: 9-10 90.0% Game: 11-13 84.6%

**Virginia 58 • 5-0,1-0 ACC**

##	Player	Total			3-Ptr			Rebounds			PF	TP	A	TO	Blk	Stl	Min
		FG-FGA	FG-FGA	FT-FTA	FG-FGA	FG-FGA	FT-FTA	Off	Def	Tot							
25	Mamadi Diakite	f	2-5	0-1	0-1	2	6	8	2	4	0	1	0	1	21		
00	Kihe Clark	g	3-10	0-2	8-8	0	5	5	4	14	6	3	0	0	35		
02	Braxton Key	g	7-11	0-2	2-3	2	5	7	2	16	0	1	0	3	38		
13	Casey Morsell	g	2-9	1-4	0-0	2	4	6	0	5	3	2	0	1	38		
53	Tomas Woldetensae	g	3-7	1-3	2-2	0	3	3	2	9	0	1	0	1	32		
04	Justin McKoy	g	0-2	0-0	0-0	0	0	0	0	0	0	0	0	0	3		
12	Chase Coleman	g	0-0	0-0	0-0	0	2	2	1	0	0	1	0	1	5		
22	Francisco Caffaro	g	0-0	0-0	0-0	0	0	0	1	0	0	0	0	0	2		
30	Jay Huff	g	5-8	0-2	0-0	3	5	8	2	10	0	1	1	0	26		
	Team					0	1	1									
	Totals		22-52	2-14	12-14	9	31	40	14	58	9	11	1	7	200		

FG % 1st Half: 13-28 46.4% 2nd half: 9-24 37.5% Game: 22-52 42.3% Deadball Rebounds 1  
 3FG % 1st Half: 2-9 22.2% 2nd half: 0-5 0.0% Game: 2-14 14.3%  
 FT % 1st Half: 1-1 100.0 2nd half: 11-13 84.6% Game: 12-14 85.7%

Officials: Rob Riley,Ron Tyburski,Bo Boroski  
 Technical fouls: Massachusetts-TEAM. Virginia-None.  
 Attendance: 2019-20 Men's Basketball. Round: 0. Massachusetts vs Virginia. Played at Moheg

Score by periods	1st	2nd	Total
Massachusetts	24	22	46
Virginia	29	29	58



Official Basketball Box Score -- Game Totals -- Final Statistics

**Arizona St. vs Virginia**

11/24/19 1:00 pm at Uncasville, Conn. (Mohegan Sun Arena)



**Arizona St. 45 • 3-2,0-0 Pac-12**

##	Player	Total			3-Ptr			Rebounds			PF	TP	A	TO	Blk	Stl	Min
		FG-FGA	FG-FGA	FT-FTA	FG-FGA	FG-FGA	FT-FTA	Off	Def	Tot							
04	Kimani Lawrence	f	0-1	0-1	0-0	1	2	3	1	0	0	1	0	1	20		
23	Romello White	f	3-4	0-0	4-6	1	2	3	1	10	0	3	1	0	35		
01	Remy Martin	g	8-16	3-7	2-4	0	1	1	3	21	3	4	0	2	38		
02	Rob Edwards	g	4-9	2-5	0-0	0	6	6	2	10	0	2	0	1	33		
05	Elias Valtonen	g	0-2	0-0	0-0	0	3	3	2	0	0	2	0	0	25		
10	Jaelen House	g	0-2	0-1	0-0	0	4	4	2	0	3	0	0	1	25		
20	Khalid Thomas	g	0-0	0-0	0-0	0	0	0	0	0	1	0	0	2	2		
24	Jalen Graham	g	1-1	0-0	0-0	0	0	0	0	2	0	0	0	0	5		
35	Taeshon Cherry	g	1-7	0-5	0-0	1	0	1	2	2	0	1	1	1	17		
	Team					1	4	5									
	Totals		17-42	5-19	6-10	4	22	26	13	45	7	15	2	8	200		

FG % 1st Half: 7-22 31.8% 2nd half: 10-20 50.0% Game: 17-42 40.5% Deadball Rebounds 3  
 3FG % 1st Half: 3-9 33.3% 2nd half: 2-10 20.0% Game: 5-19 26.3%  
 FT % 1st Half: 4-5 80.0% 2nd half: 2-5 40.0% Game: 6-10 60.0%

**Virginia 48 • 6-0,1-0 ACC**

##	Player	Total			3-Ptr			Rebounds			PF	TP	A	TO	Blk	Stl	Min
		FG-FGA	FG-FGA	FT-FTA	FG-FGA	FG-FGA	FT-FTA	Off	Def	Tot							
25	Mamadi Diakite	f	5-13	2-4	3-3	2	1	3	2	15	1	1	2	1	36		
00	Kihe Clark	g	2-10	0-2	0-0	1	4	5	2	4	2	3	0	0	38		
02	Braxton Key	g	1-7	0-1	0-0	1	7	8	2	2	2	3	1	1	38		
13	Casey Morsell	g	7-12	1-5	4-4	1	1	2	3	19	1	2	0	2	38		
53	Tomas Woldetensae	g	0-2	0-1	0-0	0	0	0	1	0	0	2	0	0	16		
04	Justin McKoy	g	0-0	0-0	0-0	0	1	1	0	0	0	0	0	0	4		
12	Chase Coleman	g	1-3	1-2	0-0	0	1	1	1	3	0	0	0	0	5		
30	Jay Huff	g	2-2	1-1	0-0	2	5	7	2	5	0	2	2	0	25		
	Team					2	2	4									
	Totals		18-49	5-16	7-7	9	22	31	13	48	6	13	5	4	200		

FG % 1st Half: 11-24 45.8% 2nd half: 7-25 28.0% Game: 18-49 36.7% Deadball Rebounds 0  
 3FG % 1st Half: 4-9 44.4% 2nd half: 1-7 14.3% Game: 5-16 31.3%  
 FT % 1st Half: 0-0 0.0% 2nd half: 7-7 100.0% Game: 7-7 100.0%

Officials: Larry Scrotto,Bo Boroski,DJ Cartenson  
 Technical fouls: Arizona St.-None. Virginia-None.  
 Attendance: 2019-20 Men's Basketball. Round: 0. Arizona St. vs Virginia. Played at Mohegan

Score by periods	1st	2nd	Total
Arizona St.	21	24	45
Virginia	26	22	48



Official Basketball Box Score -- Game Totals -- Final Statistics

**Maine vs Virginia**  
11/27/19 4:00 pm at



**Maine 26 • 2-4,0-0 America**

##	Player	Total			3-Ptr			Rebounds			PF	TP	A	TO	Blk	Stl	Min
		FG-FGA	FG-FGA	FT-FTA	FG-FGA	FG-FGA	FT-FTA	Off	Def	Tot							
00	Andrew Fleming	f	3-13	1-5	0-0	2	4	6	4	7	1	2	0	2	35		
03	Vilgot Larsson	f	2-5	2-4	3-3	0	1	1	2	9	0	4	0	0	28		
05	Nedeljko Prjovic	f	1-9	1-8	0-0	1	3	4	0	3	2	2	0	2	34		
13	Miks Antoms	f	0-4	0-1	2-2	4	1	5	4	2	4	3	1	0	36		
25	Sergio El Darwich	g	2-5	1-3	0-0	0	4	4	0	5	0	3	0	0	19		
01	Mykhailo Yagodin	g	0-2	0-2	0-0	0	2	2	1	0	0	1	1	0	15		
02	Ja Shonte Wright-Mcl	g	0-0	0-0	0-0	0	0	0	0	0	0	0	0	1	2		
10	Stephane Ingo	g	0-1	0-0	0-0	1	0	1	1	0	0	0	0	0	4		
11	Agah Kizilkaya	g	0-1	0-1	0-0	0	0	0	0	0	0	1	0	0	14		
15	Taylor Schildroth	g	0-1	0-1	0-0	0	0	0	0	0	0	1	0	0	3		
21	Precious Okoh	g	0-1	0-0	0-0	0	0	0	1	0	0	1	0	0	5		
44	Peter Stumer	g	0-1	0-1	0-0	0	1	1	0	0	0	0	0	0	5		
	Team					3	5	8									
	Totals		8-43	5-26	5-5	11	21	32	13	26	7	21	2	5	200		

FG % 1st Half: 4-21 19.0% 2nd half: 4-22 18.2% Game: 8-43 18.6% Deadball Rebounds 2  
 3FG % 1st Half: 3-16 18.8% 2nd half: 2-10 20.0% Game: 5-26 19.2%  
 FT % 1st Half: 3-3 100.0 2nd half: 2-2 100.0% Game: 5-5 100.0%

**Virginia 46 • 7-0,1-0 ACC**

##	Player	Total			3-Ptr			Rebounds			PF	TP	A	TO	Blk	Stl	Min
		FG-FGA	FG-FGA	FT-FTA	FG-FGA	FG-FGA	FT-FTA	Off	Def	Tot							
25	Mamadi Diakite	f	6-13	1-2	2-2	0	7	7	1	15	0	3	1	2	33		
30	Jay Huff	f	5-8	1-4	2-3	2	3	5	1	13	0	1	1	0	24		
00	Kihe Clark	g	3-7	3-4	0-0	0	3	3	1	9	5	1	0	3	33		
13	Casey Morsell	g	1-8	0-4	2-2	0	2	2	2	4	0	2	0	1	35		
53	Tomas Woldetensae	g	1-5	1-4	0-0	0	3	3	0	3	2	1	0	2	31		
04	Justin McKoy	g	0-1	0-0	0-0	0	3	3	2	0	0	0	0	0	15		
05	Jayden Nixon	g	0-0	0-0	0-0	0	1	1	0	0	0	1	0	0</			



Official Basketball Box Score -- Game Totals -- Final Statistics  
**North Carolina vs Virginia**  
 12/08/19 1:00 pm at



**North Carolina 47 • 6-3,1-1 ACC**

#	Player	Total			3-Ptr			Rebounds			PF	TP	A	TO	Blk	Stl	Min
		FG-FGA	FG-FGA	FT-FTA	FG-FGA	FG-FGA	FT-FTA	Off	Def	Tot							
05	Armando Bacot	f	5-8	0-0	1-6	0	2	2	3	11	0	0	2	1	25		
15	Garrison Brooks	f	2-5	0-0	2-2	3	5	8	3	6	2	0	0	0	33		
01	Leaky Black	g	2-4	0-1	2-2	1	3	4	1	6	2	2	1	22			
02	Cole Anthony	g	4-15	1-6	3-6	0	4	4	3	12	0	6	0	35			
04	Brandon Robinson	g	1-4	0-3	0-0	0	3	3	1	2	1	2	0	26			
00	Anthony Harris	g	2-2	0-0	0-0	0	0	0	0	4	0	0	0	6			
03	Andrew Platek	g	1-3	0-1	0-0	2	0	2	0	2	0	0	0	11			
13	Jeremiah Francis	g	0-0	0-0	1-2	0	1	1	2	1	0	1	0	3			
22	Walker Miller	g	0-0	0-0	0-0	0	0	0	0	0	0	0	0	1			
25	Caleb Ellis	g	0-1	0-1	0-0	0	0	0	0	0	0	0	0	1			
30	K.J. Smith	g	0-0	0-0	0-0	0	0	0	0	0	0	0	0	2			
32	Justin Pierce	g	0-4	0-2	0-0	0	3	3	0	0	1	1	0	17			
35	Ryan McAdoo	g	0-0	0-0	1-2	1	0	1	0	1	0	0	0	1			
42	Brandon Huffman	g	0-0	0-0	2-2	0	0	0	1	2	0	0	0	2			
55	Christian Keeling	g	0-0	0-0	0-0	0	3	3	0	0	0	0	0	15			
	Team					1	0	1									
	Totals		17-46	1-14	12-22	8	24	32	14	47	6	12	3	6	200		

FG % 1st Half: 7-23 30.4% 2nd half: 10-23 43.5% Game: 17-46 37.0% Deadball Rebounds 5,2  
 3FG % 1st Half: 0-8 0.0% 2nd half: 1-6 16.7% Game: 1-14 7.1%  
 FT % 1st Half: 4-9 44.4% 2nd half: 8-13 61.5% Game: 12-22 54.5%

**Virginia 56 • 8-1,2-0 ACC**

#	Player	Total			3-Ptr			Rebounds			PF	TP	A	TO	Blk	Stl	Min
		FG-FGA	FG-FGA	FT-FTA	FG-FGA	FG-FGA	FT-FTA	Off	Def	Tot							
25	Mamadi Diakite	f	3-7	1-1	5-5	2	1	3	5	12	1	6	1	1	28		
30	Jay Huff	f	0-4	0-1	0-0	2	3	5	2	0	0	0	0	14			
00	Kihe Clark	g	1-8	0-2	5-7	0	3	3	0	7	6	3	0	38			
13	Casey Morsell	g	2-9	1-5	0-0	0	2	2	2	5	1	1	0	24			
23	Kody Stattmann	g	3-9	1-4	0-0	0	2	2	2	7	0	0	1	27			
04	Justin McKoy	g	0-0	0-0	4-6	3	2	5	3	4	0	0	0	17			
12	Chase Coleman	g	0-0	0-0	0-0	0	0	0	0	0	0	1	0	1			
22	Francisco Caffaro	g	4-5	0-0	2-5	2	5	7	1	10	0	1	0	21			
53	Tomas Woldetensae	g	3-7	3-4	2-2	0	3	3	11	1	1	0	2	30			
	Team					2	5	7									
	Totals		16-49	6-17	18-25	11	26	37	18	56	9	13	3	8	200		

FG % 1st Half: 8-25 32.0% 2nd half: 8-24 33.3% Game: 16-49 32.7% Deadball Rebounds 3  
 3FG % 1st Half: 4-9 44.4% 2nd half: 2-8 25.0% Game: 6-17 35.3%  
 FT % 1st Half: 4-6 66.7% 2nd half: 14-19 73.7% Game: 18-25 72.0%

Officials: Bill Covington Jr, Jamie Luckie, Ron Groover  
 Technical fouls: North Carolina-None. Virginia-None.  
 Attendance: 14629  
 2019-20 Men's Basketball. Round: 0. North Carolina vs Virginia. Played at John

Score by periods	1st	2nd	Total	Points	In Paint	Off T/O	2nd Chance	Fast Break	Bench
North Carolina	18	29	47	NC	24	11	10	2	10
Virginia	24	32	56	VA	16	14	9	2	25

Last FG - NC 2nd-00:57, VA 2nd-04:40. Score tied - 2 times.  
 Largest lead - NC by 2 1st-17:33, VA by 17 2nd-03:13. Lead changed - 1 time.  
 NC led for 02:55, VA led for 32:42. Game was tied for 04:23.



Official Basketball Box Score -- Game Totals -- Final Statistics  
**Stony Brook vs Virginia**  
 12/18/19 6:30 pm at Charlottesville, Va. (JPJ)



**Stony Brook 44 • 7-6,0-0 America**

#	Player	Total			3-Ptr			Rebounds			PF	TP	A	TO	Blk	Stl	Min
		FG-FGA	FG-FGA	FT-FTA	FG-FGA	FG-FGA	FT-FTA	Off	Def	Tot							
05	Mouhamadou Gueye	f	4-6	1-2	0-0	1	4	5	1	9	0	1	6	2	33		
04	Jeff Otchere	c	0-1	0-0	0-0	0	2	2	4	0	0	1	0	0	17		
01	Makale Foreman	g	3-10	2-8	0-0	1	2	3	1	8	1	2	0	2	34		
03	Elijah Olaniyi	g	4-14	1-6	2-4	3	4	7	0	11	2	6	1	35			
23	Andrew Garcia	g	3-5	0-1	2-2	2	0	2	3	8	0	4	0	2	31		
02	Miles Latimer	g	2-4	1-2	1-2	0	3	3	0	6	0	0	0	21			
10	Jordan McKenzie	g	0-0	0-0	0-0	0	3	3	0	0	0	0	0	9			
14	Tyler Stephenson-Moo	g	0-0	0-0	0-0	0	0	0	0	0	0	0	0	1			
15	Tavin Pierre Phillip	g	1-5	0-2	0-0	1	2	3	0	2	1	0	0	14			
21	Alex Christie	g	0-0	0-0	0-0	0	0	0	0	0	0	0	0	1			
35	Anthony Ochefu	g	0-0	0-0	0-0	0	1	1	0	0	1	0	0	4			
	Team					0	0	0									
	Totals		17-45	5-21	5-8	8	21	29	9	44	5	17	7	8	200		

FG % 1st Half: 9-21 42.9% 2nd half: 8-24 33.3% Game: 17-45 37.8% Deadball Rebounds 3  
 3FG % 1st Half: 2-10 20.0% 2nd half: 3-11 27.3% Game: 5-21 23.8%  
 FT % 1st Half: 1-4 25.0% 2nd half: 4-4 100.0 Game: 5-8 62.5%

**Virginia 56 • 9-1,2-0 ACC**

#	Player	Total			3-Ptr			Rebounds			PF	TP	A	TO	Blk	Stl	Min
		FG-FGA	FG-FGA	FT-FTA	FG-FGA	FG-FGA	FT-FTA	Off	Def	Tot							
25	Mamadi Diakite	f	4-9	0-0	5-6	1	5	6	0	13	1	0	2	0	37		
22	Francisco Caffaro	c	0-2	0-0	0-0	3	0	3	0	0	0	1	0	0	14		
00	Kihe Clark	g	5-10	2-4	2-0	0	5	5	1	14	6	6	0	0	39		
13	Casey Morsell	g	1-7	0-3	0-0	0	0	0	1	2	1	0	0	20			
23	Kody Stattmann	g	3-9	1-4	0-0	0	4	4	2	7	2	1	0	1	34		
02	Braxton Key	g	0-1	0-1	0-2	1	0	1	0	0	0	0	0	0	7		
30	Jay Huff	g	5-10	0-1	2-2	3	4	7	1	12	0	2	1	1	23		
53	Tomas Woldetensae	g	3-4	2-3	0-0	0	0	0	3	8	1	0	1	0	26		
	Team					3	2	5									
	Totals		21-52	5-16	9-12	11	20	31	8	56	11	10	4	4	200		

FG % 1st Half: 11-28 39.3% 2nd half: 10-24 41.7% Game: 21-52 40.4% Deadball Rebounds 2  
 3FG % 1st Half: 2-10 20.0% 2nd half: 3-6 50.0% Game: 5-16 31.3%  
 FT % 1st Half: 4-6 66.7% 2nd half: 5-6 83.3% Game: 9-12 75.0%

Officials: Raymie Styons, Leslie Jones, Lee Cassell  
 Technical fouls: Stony Brook-None. Virginia-None.  
 Attendance: 13665  
 2019-20 Men's Basketball. Round: 0. Stony Brook vs Virginia. Played at John Pa

Score by periods	1st	2nd	Total	Points	In Paint	Off T/O	2nd Chance	Fast Break	Bench
Stony Brook	21	23	44	SB	24	12	5	9	8
Virginia	28	28	56	VA	22	13	10	4	20

Last FG - SB 2nd-04:03, VA 2nd-01:26. Score tied - 0 times.  
 Largest lead - SB None, VA by 14 2nd-03:13. Lead changed - 0 times.  
 SB led for 00:00, VA led for 39:35. Game was tied for 00:25.



Official Basketball Box Score -- Game Totals -- Final Statistics  
**South Carolina vs Virginia**  
 12/22/19 3:00 pm at Charlottesville, Va. (JPJ)



**South Carolina 70 • 8-4,0-0 SEC**

#	Player	Total			3-Ptr			Rebounds			PF	TP	A	TO	Blk	Stl	Min
		FG-FGA	FG-FGA	FT-FTA	FG-FGA	FG-FGA	FT-FTA	Off	Def	Tot							
10	Justin Minaya	f	5-9	1-5	1-1	0	4	4	1	12	4	0	1	1	36		
21	Maik Kotsar	f	2-4	0-0	0-0	2	2	4	3	4	3	2	1	31			
24	Keyshawn Bryant	f	4-6	1-2	1-1	1	2	3	4	10	0	0	0	12			
00	A.J. Lawson	g	5-12	0-3	4-6	1	2	3	14	1	4	0	2	34			
52	Jair Bolden	g	8-13	4-6	2-4	0	2	2	22	0	0	0	1	37			
01	T.J. Moss	g	0-0	0-0	0-0	0	0	0	0	0	1	0	0	3			
05	Jermaine Cousnard	g	1-2	0-1	2-2	1	3	4	2	4	1	2	0	23			
12	Trae Hannibal	g	2-2	0-0	0-0	0	0	0	1	4	0	1	0	7			
15	Wildens Leveque	g	0-1	0-0	0-0	1	1	2	1	0	1	1	0	6			
20	Alanzo Frink	g	0-0	0-0	0-0	0	1	1	3	0	0	1	0	11			
	Team					0	1	1									
	Totals		27-49	6-17	10-14	6	18	24	20	70	10	13	2	14	200		

FG % 1st Half: 14-25 56.0% 2nd half: 13-24 54.2% Game: 27-49 55.1% Deadball Rebounds 1  
 3FG % 1st Half: 4-10 40.0% 2nd half: 2-7 28.6% Game: 6-17 35.3%  
 FT % 1st Half: 1-1 100.0 2nd half: 9-13 69.2% Game: 10-14 71.4%

**Virginia 59 • 9-2,2-0 ACC**

#	Player	Total			3-Ptr			Rebounds			PF	TP	A	TO	Blk	Stl	Min
		FG-FGA	FG-FGA	FT-FTA	FG-FGA	FG-FGA	FT-FTA	Off	Def	Tot							
25	Mamadi Diakite	f	6-13	0-3	9-11	1	4	5	2	21	0						



Official Basketball Box Score -- Game Totals -- Final Statistics  
**Virginia Tech vs Virginia**  
 01/04/20 2:00 pm at Charlottesville, Va. (JPJ)



**Virginia Tech 39 • 10-4,1-2 ACC**

##	Player	Total		3-Ptr		Rebounds			PF	TP	A	TO	Blk	Stl	Min
		FG-FGA	FG-FGA	FT-FTA	Off	Def	Tot								
02	Landers Nolley II	f	7-16	3-8	1-1	1	4	5	2	18	2	5	0	0	33
14	P.J. Horne	f	2-12	0-9	0-0	1	4	5	3	4	0	1	0	0	32
03	Wabissa Bede	g	0-2	0-1	0-0	0	4	4	3	0	2	0	2	0	30
04	Nahiem Alleyne	g	1-9	0-1	0-0	0	2	2	2	2	0	0	0	1	22
23	Tyrece Radford	g	2-2	0-0	4-6	1	2	3	0	8	0	1	0	2	26
00	Hunter Cattoor		0-1	0-1	4-4	0	1	1	0	4	1	0	0	2	23
01	Isaiah Wilkins		1-3	1-3	0-0	0	0	0	0	3	1	0	0	0	16
15	Jalen Cone		0-3	0-2	0-0	0	1	1	2	0	0	2	0	0	10
21	John Ojiako		0-0	0-0	0-0	0	1	1	0	0	0	0	0	0	8
	Team					2	1	3							
	Totals		13-48	4-25	9-11	5	20	25	12	39	6	13	0	7	200

FG % 1st Half: 7-24 29.2% 2nd half: 6-24 25.0% Game: 13-48 27.1%  
 3FG % 1st Half: 2-12 16.7% 2nd half: 2-13 15.4% Game: 4-25 16.0%  
 FT % 1st Half: 1-1 100.0% 2nd half: 8-10 80.0% Game: 9-11 81.8%

Deadball Rebounds 0,1

**Virginia 65 • 11-2,3-0 ACC**

##	Player	Total		3-Ptr		Rebounds			PF	TP	A	TO	Blk	Stl	Min
		FG-FGA	FG-FGA	FT-FTA	Off	Def	Tot								
25	Mamadi Diakite	f	3-9	0-2	0-0	1	9	10	0	6	3	0	0	0	34
00	Kihe Clark	g	5-9	1-2	7-8	0	2	2	0	18	6	4	0	1	34
02	Braxton Key	g	8-12	2-4	0-0	1	9	10	2	18	0	0	1	2	32
13	Casey Morsell	g	2-7	1-4	0-0	0	1	1	3	5	0	1	0	1	32
23	Kody Stattmann	g	4-10	1-4	1-2	3	5	8	2	10	2	1	0	1	33
04	Justin McKoy		0-1	0-0	0-0	0	0	0	0	0	0	0	0	0	2
05	Jayden Nixon		0-0	0-0	0-0	0	0	0	0	0	0	0	0	0	2
12	Chase Coleman		1-1	1-1	0-0	0	1	1	0	3	1	0	0	1	8
30	Jay Huff		1-2	0-1	0-0	1	2	3	2	2	2	1	0	1	12
53	Tomas Woldetensae		1-3	1-3	0-0	0	1	1	1	3	0	1	0	0	11
	Team					0	2	2							
	Totals		25-54	7-21	8-10	6	32	38	11	65	14	11	2	6	200

FG % 1st Half: 12-26 46.2% 2nd half: 13-28 46.4% Game: 25-54 46.3%  
 3FG % 1st Half: 3-10 30.0% 2nd half: 4-11 36.4% Game: 7-21 33.3%  
 FT % 1st Half: 3-4 75.0% 2nd half: 5-6 83.3% Game: 8-10 80.0%

Deadball Rebounds 4

Officials: Nathan Farrell, Bert Smith, Ted Valentine  
 Technical fouls: Virginia Tech-None. Virginia-None.  
 Attendance: 14629  
 2019-20 Men's Basketball. Round: 0. Virginia vs Virginia Tech. Played at John

Score by periods	1st	2nd	Total
Virginia Tech	17	22	39
Virginia	30	35	65

Last FG - VT 2nd-03:50, VA 2nd-00:43.  
 Largest lead - VT None, VA by 26 2nd-00:43.  
 VT led for 00:00. VA led for 39:27. Game was tied for 00:33.



Official Basketball Box Score -- Game Totals -- Final Statistics  
**Syracuse vs Virginia**  
 01/11/20 4:00 pm at Charlottesville, Va. (JPJ)



**Syracuse 63 • 9-7,2-3 ACC**

##	Player	Total		3-Ptr		Rebounds			PF	TP	A	TO	Blk	Stl	Min
		FG-FGA	FG-FGA	FT-FTA	Off	Def	Tot								
21	Marek Dolezaj	f	1-4	0-0	5-7	6	5	11	4	7	5	1	2	2	41
33	Elijah Hughes	f	7-20	4-9	0-0	0	9	9	0	18	2	6	0	2	45
34	Bourama Sidibe	f	2-6	0-0	0-0	5	4	9	5	4	0	1	0	1	27
11	Joseph Girard III	g	5-14	5-11	4-4	0	6	6	4	19	3	3	0	2	40
35	Buddy Boenheim	g	5-17	3-10	1-2	0	1	1	0	14	0	0	0	0	43
01	Quincy Guerrier		0-0	0-0	1-2	0	2	2	4	1	0	1	0	0	18
10	Howard Washington		0-0	0-0	0-0	0	1	1	0	0	1	0	0	0	8
14	Jesse Edwards		0-0	0-0	0-0	0	0	0	0	0	0	0	0	0	3
	Team					0	5	5							
	Totals		20-61	12-30	11-15	11	33	44	17	63	11	12	2	7	225

FG % 1st Half: 8-32 25.0% 2nd half: 6-22 27.3% OT: 6-7 85.7% Game: 20-61 32.8%  
 3FG % 1st Half: 4-13 30.8% 2nd half: 3-11 27.3% OT: 5-6 83.3% Game: 12-30 40.0%  
 FT % 1st Half: 4-4 100.0% 2nd half: 4-7 57.1% OT: 3-4 75.0% Game: 11-15 73.3%

Deadball Rebounds 2

**Virginia 55 • 11-4,3-2 ACC**

##	Player	Total		3-Ptr		Rebounds			PF	TP	A	TO	Blk	Stl	Min
		FG-FGA	FG-FGA	FT-FTA	Off	Def	Tot								
25	Mamadi Diakite	f	5-13	1-3	2-2	2	6	8	4	13	0	2	1	0	37
30	Jay Huff	f	7-12	0-0	2-7	8	2	10	4	16	0	4	2	0	41
00	Kihe Clark	g	4-14	3-9	2-2	0	6	6	3	13	9	4	0	1	45
02	Braxton Key	g	3-11	1-5	0-0	2	9	11	3	7	1	1	0	4	39
23	Kody Stattmann	g	0-4	0-4	0-0	0	4	4	0	0	4	4	0	0	24
04	Justin McKoy		0-0	0-0	0-0	0	1	1	1	0	0	0	0	0	2
13	Casey Morsell		0-3	0-1	0-0	0	1	1	2	0	1	0	0	0	9
22	Francisco Caffaro		0-1	0-0	0-0	0	0	0	0	0	0	0	0	0	2
53	Tomas Woldetensae		2-9	2-9	0-0	2	1	3	1	6	0	0	0	1	26
	Team					2	1	3							
	Totals		21-67	7-31	6-11	16	31	47	18	55	15	15	3	6	225

FG % 1st Half: 8-26 30.8% 2nd half: 9-33 27.3% OT: 4-8 50.0% Game: 21-67 31.3%  
 3FG % 1st Half: 2-11 18.2% 2nd half: 3-17 17.6% OT: 2-3 66.7% Game: 7-31 22.6%  
 FT % 1st Half: 2-5 40.0% 2nd half: 2-4 50.0% OT: 2-2 100.0% Game: 6-11 54.5%

Deadball Rebounds 2,1

Officials: Raymie Styons, Tony Henderson, Ron Groover  
 Technical fouls: Syracuse-None. Virginia-None.  
 Attendance: 14133  
 2019-20 Men's Basketball. Round: 0. Syracuse vs Virginia. Played at John Paul

Score by periods	1st	2nd	OT	Total
Syracuse	24	19	20	63
Virginia	20	23	12	55

Last FG - SU OT-00:46, VA OT-00:29.  
 Largest lead - SU by 11 OT-00:46, VA by 5 2nd-12:03.  
 SU led for 25:34. VA led for 07:59. Game was tied for 11:27.



Official Basketball Box Score -- Game Totals -- Final Statistics  
**Virginia vs Boston College**  
 01/07/20 7:00 pm at Chestnut Hill, Mass. (Conte Forum)



**Virginia 53 • 11-3,3-1 ACC**

##	Player	Total		3-Ptr		Rebounds			PF	TP	A	TO	Blk	Stl	Min
		FG-FGA	FG-FGA	FT-FTA	Off	Def	Tot								
25	Mamadi Diakite	f	3-6	0-1	3-5	4	3	7	3	9	1	3	2	0	24
00	Kihe Clark	g	2-11	2-2	6-6	1	3	4	3	12	3	2	0	3	39
02	Braxton Key	g	5-12	0-3	6-7	0	8	8	1	16	2	2	0	2	39
13	Casey Morsell	g	0-4	0-1	0-0	1	0	1	1	0	0	0	0	1	12
23	Kody Stattmann	g	5-9	1-4	0-0	0	7	7	2	11	2	1	0	0	39
04	Justin McKoy		0-0	0-0	0-0	1	0	1	2	0	1	0	0	0	11
12	Chase Coleman		0-2	0-2	0-0	0	0	0	0	0	1	1	0	0	6
22	Francisco Caffaro		0-0	0-0	0-0	0	0	0	1	0	0	0	0	0	4
30	Jay Huff		2-6	0-1	1-2	1	1	2	5	5	0	0	0	1	18
53	Tomas Woldetensae		0-2	0-2	0-0	0	0	0	0	0	0	1	1	0	8
	Team					1	2	3							
	Totals		17-52	3-16	16-20	9	24	33	18	53	10	10	3	7	200

FG % 1st Half: 9-26 34.6% 2nd half: 8-26 30.8% Game: 17-52 32.7%  
 3FG % 1st Half: 2-10 20.0% 2nd half: 1-6 16.7% Game: 3-16 18.8%  
 FT % 1st Half: 6-7 85.7% 2nd half: 10-13 76.9% Game: 16-20 80.0%

Deadball Rebounds 4,1

**Boston College 60 • 9-6,3-1 ACC**

##	Player	Total		3-Ptr		Rebounds			PF	TP	A	TO	Blk	Stl	Min
		FG-FGA	FG-FGA	FT-FTA	Off	Def	Tot								
00	CJ Felder	f	2-11	0-4	1-1	0	3	3	2	5	0	1	0	0	29
01	Jairus Hamilton	f	5-8	0-0	0-0	1	6	7	1	10	0	1	0	2	34
41	Steffon Mitchell	r	2-5	0-0	6-11	1	6	7	4	10	1	2	3	2	30
02	Julian Rishwain	g	1-5	0-2	0-0	1	3	4	1	2	2	2	0	1	20
05	Jay Heath	g	6-8	3-5	2-3	0	1	1	3	17	2	1	0	2	39
03	Jared Hamilton		5-8	1-2	5-8	1	1	2	2	16	1	1	0	1	31
13	Luka Kraljevic		0-1	0-0	0-0	0	0	0	1	0	1	0	0		





Official Basketball Box Score -- Game Totals -- Final Statistics



**Virginia vs Georgia Tech**  
**01/18/20 8:00 pm at Atlanta, GA**

**Virginia 63 • 12-5,4-3 ACC**

##	Player	Total	3-Ptr			Rebounds			PF	TP	A	TO	Blk	Stl	Min
			FG-FGA	FG-FGA	FT-FTA	Off	Def	Tot							
25	Mamadi Diakite	f	6-14	0-1	5-6	2	4	6	3	17	0	5	2	0	32
30	Jay Huff	f	7-10	1-1	2-2	5	3	8	3	17	2	1	6	0	34
00	Kiheï Clark	g	3-7	0-2	1-4	0	3	3	1	7	7	2	0	3	40
02	Braxton Key	g	5-10	0-2	0-4	3	3	6	1	10	6	2	0	2	39
53	Tomas Woldetensae	g	3-8	3-7	0-0	0	2	2	3	9	2	1	1	3	32
13	Casey Morsell		0-0	0-0	0-0	0	1	1	1	0	0	0	0	0	4
23	Kody Statmann		1-4	1-3	0-0	0	0	0	1	3	0	0	0	0	19
	Team					1	3	4				1			
	<b>Totals</b>		<b>25-53</b>	<b>5-16</b>	<b>8-16</b>	<b>11</b>	<b>19</b>	<b>30</b>	<b>13</b>	<b>63</b>	<b>17</b>	<b>12</b>	<b>9</b>	<b>8</b>	<b>200</b>

FG % 1st Half: 13-27 48.1% 2nd half: 12-26 46.2% Game: 25-53 47.2% Deadball  
 3FG % 1st Half: 3-6 50.0% 2nd half: 2-10 20.0% Game: 5-16 31.3% Rebounds  
 FT % 1st Half: 4-7 57.1% 2nd half: 4-9 44.4% Game: 8-16 50.0% 2

**Georgia Tech 58 • 8-10,3-5 ACC**

##	Player	Total	3-Ptr			Rebounds			PF	TP	A	TO	Blk	Stl	Min
			FG-FGA	FG-FGA	FT-FTA	Off	Def	Tot							
04	Jordan Usher	f	2-4	1-1	1-4	0	1	1	2	6	1	3	0	0	20
05	Moses Wright	f	3-10	1-2	0-0	0	5	5	3	7	1	3	0	2	32
01	James Banks III	c	5-9	0-0	0-0	3	6	9	4	10	5	3	1	3	36
00	Michael Devoe	g	3-3	0-0	0-0	1	4	5	1	6	4	5	0	0	34
10	Jose Alvarado	g	8-14	2-7	2-3	1	1	2	4	20	2	2	0	1	35
03	Evan Cole		3-6	0-1	0-2	1	3	4	1	6	1	0	0	1	15
11	Bubba Parham		1-4	1-3	0-0	1	3	4	4	3	2	2	0	2	28
	Team					1	0	1							
	<b>Totals</b>		<b>25-50</b>	<b>5-14</b>	<b>3-9</b>	<b>8</b>	<b>23</b>	<b>31</b>	<b>19</b>	<b>58</b>	<b>16</b>	<b>18</b>	<b>1</b>	<b>9</b>	<b>200</b>

FG % 1st Half: 11-18 61.1% 2nd half: 14-32 43.8% Game: 25-50 50.0% Deadball  
 3FG % 1st Half: 2-4 50.0% 2nd half: 3-10 30.0% Game: 5-14 35.7% Rebounds  
 FT % 1st Half: 1-2 50.0% 2nd half: 2-7 28.6% Game: 3-9 33.3% 4

Officials: Nathan Farrell, Mark Schnur, Bert Smith  
 Technical fouls: Virginia-None. Georgia Tech-None.  
 Attendance: 7314  
 2019-20 Men's Basketball. Round: 0. Georgia Tech vs Virginia. Played at McCam

Score by periods	1st	2nd	Total
Virginia	33	30	63
Georgia Tech	25	33	58

	In	Off	2nd	Fast	
Points	Paint	T/O	Chance	Break	Bench
VA	32	14	10	8	3
GT	32	19	12	2	9

Last FG - VA 2nd-00:52, GT 2nd-00:06. Score tied - 3 times.  
 Largest lead - VA by 14 2nd-14:47, GT by 3 1st-17:17. Lead changed - 2 times.  
 VA led for 35:52. GT led for 01:13. Game was tied for 02:55.

## THE LAST TIME

### VIRGINIA INDIVIDUALS

- **Scored 30 points:** Kyle Guy vs. Marshall (12/31/18)
- **Scored 40 points:** Sean Singletary (41) at Miami (3/1/08)
- **Two players with 20 points:** De'Andre Hunter (27) and Kyle Guy vs. Texas Tech (4/8/19)
- **Three players with 20 points:** Chris Williams (27), Roger Mason, Jr. (22) and Donald Hand (20) vs. Duke (1/5/00)
- **Four players with 20 points:** Chris Williams (23), Donald Hand (22), Adam Hall (21) and Travis Watson (20) vs. Georgetown (3/15/00)
- **A player with back-to-back 25-point games:** Joe Harris, 26 vs. Virginia Tech (2/12/13), 27 at North Carolina (2/16/13)
- **One player scored in double figures:** Mamadi Diakite (16) at Florida State (1/15/20)
- **No players scored in double figures:** vs. Florida (3/18/17)
- **Five players scored in double figures:** De'Andre Hunter (19), Kyle Guy (15), Ty Jerome (13), Kihei Clark (12), Mamadi Diakite (10) at Notre Dame (1/26/19)
- **Six players scored in double figures:** Sean Singletary (27), Adrian Joseph (13), Jamil Tucker (13), Mamadi Diane (12), Calvin Baker (11), Laurynas Mikaluskas (11), vs. Maryland (3/9/08)
- **Seven players scored in double figures:** Cornel Parker (20), Junior Burrough (15), Ted Jeffries (14), Cory Alexander (13), Jason Williford (12), Yuri Barnes (11) and Doug Smith (11) vs. Clemson (1/13/93)
- **Had 15 rebounds:** Mike Tobey (16) vs. Tenn. State (11/25/14)
- **Had 20 rebounds:** Mike Tobey (20) vs. Louisville (3/5/16)
- **Had 25 rebounds:** Bob Mortell (25) vs. Washington & Lee (2/27/60)
- **Two players with 10 rebounds:** Mamadi Diakite (10) and Braxton Key (10) vs. Virginia Tech (1/4/20)
- **Three players with 10 rebounds:** Jay Huff (12), Kihei Clark (11) and Braxton Key (10) at Syracuse (11/6/19)
- **Double-Double:** Jay Huff (16 pts, 10 rebs) vs. Syracuse (1/11/20)
- **Two players had a double-double:** Mmadi Diakite (19 pts, 13 rebs) and Braxton Key (14 pts, 10 rebs) vs. JMU (11/10/19)
- **Three players had a double-double:** Jason Williford (10 pts, 15 rebs), Ted Jeffries (23 pts, 10 rebs), and Cornel Parker (11 pts, 11 rebs) at William & Mary (1/25/93)
- **Double-Double with points and assists:** Ty Jerome (15 points, 11 assists) at North Carolina (2/11/19)
- **Triple-Double:** Ralph Sampson (15 pts, 22 rebs, 10 blks) vs. Old Dominion (12/29/79)
- **Four Double-Doubles in a row:** Mike Scott [5] (27 pts, 15 rebs) vs. Oklahoma (11/23/10), (16 pts, 10 rebs) vs. Wichita State (11/24/10), (17 pts, 12 rebs) at Minnesota (11/29/10), (21 pts, 13 rebs) at Virginia Tech (12/5/10), (10 pts, 13 rebs) vs. Radford (12/7/10)
- **20 points and 20 rebounds:** Travis Watson (21 points, 20 rebounds) vs. Wofford (1/2/03)
- **20 points and 10 rebounds:** Kyle Guy (25 points, 10 rebounds) vs. Purdue (3/30/19)
- **10 assists:** Kihei Clark (13) vs. Navy (12/29/19)
- **5 blocked Shots:** Jay Huff (6) at Georgia Tech (1/18/20)
- **5 steals:** Ty Jerome (5) vs. Morgan State (12/3/18)
- **Led UVA in points, rebounds and assists:** Ty Jerome (21 points, 9 rebounds, 6 assists) vs. Auburn (4/6/19)
- **Hit a last second shot to win a game:** De'Andre Hunter at Louisville (3/1/18) [3-pointer at the buzzer]
- **Played every minute:** Kihei Clark (45) vs. Syracuse (1/11/20)
- **Played more than 40 minutes:** Kihei Clark (40) at Georgia Tech (1/18/20)

### VIRGINIA TEAM

- **Won in Overtime:** 85-77 vs. Texas Tech (4/8/19)
- **Lost in Overtime:** 63-55 vs. Syracuse (1/11/20)
- **Played Two Overtimes:** at Virginia Tech, 80-78 2 OT (2/12/17)
- **Played Three Overtimes:** vs. Georgetown, L 115-111 (3/15/00)
- **Shot 70 percent for a half:** 70.4% (19-27) vs. Austin Peay - 1st Half (11/13/17)
- **Shot 60 percent in a game:** 60% (33-55) at Boston College (1/9/19)
- **Shot less than 30 percent in a game:** 29.5% (13-44) vs. VCU (12/9/18)
- **Shot 100 percent from the free throw line:** 100% (10-10) at Louisville (2/23/19)
- **Shot 90 percent from the free throw line:** 100% (6-6) vs. Virginia Tech (1/15/19)
- **Shot 70 percent from 3-point line:** 72% (18-25) at Syracuse (3/4/19)
- **Shot less than 30 percent in a half:** 27.3% (9-33) in 2nd Half vs. Syracuse (1/11/20)
- **Shot less than 20 percent in a half:** 18.2% (4-22) in 1st Half vs. California (12/22/15)
- **Shot 55 percent or better and lost:** 58.5% (31-53) at North Carolina (2/16/13)
- **Shot 50 percent or better and lost:** 52.8% (28-53) at Duke (1/19/19)
- **Attempted 50 FTs:** 52 (made 34) vs. Howard (12/12/94)
- **Attempted 35 3-pointers:** 38 (11-38) vs. Va. Tech (2/10/18)
- **Did Not Attempt a FT:** 0 vs. Wisconsin (11/27/17)
- **Made 30 FTs:** 31 (31 of 36) vs. Tennessee (3/18/07)
- **Made 15 3-pt FGs:** 18 at Syracuse (3/4/19)
- **Failed to make a 3-pt FG:** vs. St. Francis Brooklyn (11/15/16)
- **Had 50 rebounds:** 50 vs. JMU (11/10/19)
- **Had 25 assists:** 26 vs. Iowa State (3/25/16)
- **Had 15 steals:** 16 vs. NC State (2/24/08)
- **Had 10 blocks:** 11 vs. Norfolk State (11/16/14)
- **Scored 50 pts in a half:** 50 vs. Marshall, 2nd half (12/31/18)
- **Scored 60 pts in a half:** 60 vs. Gonzaga, 1st half (1/3/07)
- **Scored 70 pts in a half:** 70 vs. Coastal Carolina, 2nd half (11/20/00)
- **Scored 100 pts (ACC):** 103 vs. Maryland (1/16/07)
- **Scored 100 pts (non-conf):** 100 vs. Marshall (12/31/18)
- **Scored under 20 pts in 1st half:** 17 at Purdue (12/4/19)
- **Scored under 20 pts in 2nd half:** 19 at No. Carolina (2/18/17)
- **Scored under 50 pts in a game:** 40 at Purdue (12/4/20)
- **Defeated top-5 opponent:** 65-63 at #4 Duke (1/27/18)
- **Defeated top-5 opponent on the road:** 65-63 at #4 Duke (1/27/18)
- **Defeated top-ranked opponent:** 86-73 vs. #1 North Carolina (1/30/86)
- **Won when trailing by 16 points:** Trained 32-16 during 63-61 vs. Ohio State (11/30/16)
- **Won when trailing by 17 points:** Trained 31-14 during 61-58 overtime win vs. Maryland (3/10/13)

### 2019-20 UVA MISCELLANEOUS STATISTICS

Largest halftime lead: 14 vs. Columbia (11/10/19)  
 Largest halftime deficit: 15 at Purdue (12/4/19)  
 Largest halftime deficit overcome in a win: N/A  
 Largest halftime lead surrendered in a loss: N/A  
 Largest deficit overcome in a win: 9 vs. Arizona State (11/24/19)  
 Largest lead surrendered in a loss: 5, 2x last vs. Syracuse (1/11/20)  
 Largest deficit at any time: 31 at Purdue (12/4/19)  
 Largest lead at any time: 31 vs. JMU (11/10/19)  
 Most consecutive points scored: 14 vs. Vermont (11/19/19)  
 Most consecutive points allowed: 19, vs. Arizona State (11/24/19)  
 Longest scoring drought: 9:43 vs. Arizona State (11/6/19)  
 Longest opponent scoring drought: 9:04 at Syracuse (11/6/19) & 8:43 vs. Vermont (11/19/19)

### OPPONENT INDIVIDUALS

- **Scored 30 points:** Anthony Lamb (30), Vermont (11/19/19)
- **Scored 35 points:** Carsen Edwards (42), Purdue (3/30/19)
- **Scored 40 points:** Carsen Edwards (42), Purdue (3/30/19)
- **Scored 50 points:** Len Chappell (50), Wake (2/12/62)
- **Two players with 20 points:** Andrew White (23) and Tyus Battle (23) at Syracuse (2/4/17)
- **Two players with 25 points:** RJ Barrett (30) and Zion Williamson (27) at Duke (1/19/19)
- **Three players with 20 points:** Jordan McRae (21), Jarnell Stokes (20), Josh Richardson (20), at Tennessee (12/30/13)
- **Two players with 30 points:** Trevor Powell (31) and Tony Smith (31), at Marquette (2/3/90)
- **No players scored in double figures:** Maine (11/27/19)
- **Five players scored in double figures:** Brandone Francis (17), Davide Moretti (15), Jarrett Culver (15), Tyler Edwards (12) and Matt Mooney (10) vs. Texas Tech (4/8/19)
- **Six players scored in double figures:** C.J. Harris (15), Ari Stewart (12), Travis McKie (12), J.T. Terrell (11), Ty Walker (11), Gary Clark (10), at Wake Forest (1/29/11)
- **Seven players scored in double figures:** Stanley Burrell (15), Drew Lavender (13), C.J. Anderson (12), B.J. Raymond (12), Josh Duncan (11), Charles Bronson (11), and Jason Love (10), at Xavier (1/3/08)
- **Double-Double:** Matt Lewis (14 points, 10 rebounds), JMU (11/10/19)
- **Double-Double with points and assists:** Keifer Sykes (21 pts, 10 assts) at Green Bay (12/7/13)
- **Two players had a double-double:** Marvin Bagley III (30 pts, 14 rebs) & Wendell Carter Jr. (14 pts, 15 rebs), Duke (1/27/18)
- **Had 15 rebounds:** John Mooney (15), Notre Dame (2/16/19)
- **Had 20 rebounds:** Tim Duncan (23), Wake Forest (2/22/97)
- **Had 10 assists:** Keifer Sykes (10), at Green Bay (12/7/13)
- **5 Blocked Shots:** Gueye Mouhammadou (6), Stony Brook (12/18/19)
- **5 Steals:** Briante Weber (5), VCU (12/6/14)
- **Hit a last second shot to win a game:** Donte DiVincenzo, Villanova (12/31/16), tip-in at the end of regulation

### OPPONENT TEAM

- **Shot less than 30 percent in a game:** 27.1% (13-48), Virginia Tech (1/4/20)
- **Shot less than 30 percent in a game (ACC):** 27.1% (13-48), Virginia Tech (1/4/20)
- **Shot 60 percent in a game:** 63.8% (37-58), at Xavier (1/3/08)
- **Shot 55 percent or better and lost:** 55.3% (26-47), Cleveland State (11/25/09)
- **Scored 100 pts:** 106, Washington (11/22/10)
- **Scored 90 pts in an ACC game:** 93, North Carolina (2/16/13)
- **Scored 60 pts in a half:** 60, at Miami, 2nd half (3/1/08)
- **Scored 50 pts in a half:** 53, vs. UMBC, 2nd half (3/16/18)
- **Scored under 10 pts in 1st half:** 7, at Pitt (2/24/18)
- **Scored under 20 pts in 1st half:** 17, vs. Virginia Tech (1/4/20)
- **Scored under 20 pts in 2nd half:** 19, vs. Syracuse (1/11/20)
- **Scored under 40 pts in a game:** 39, vs. Virginia Tech (1/4/20)
- **Had 25 assists:** 27, at Xavier (1/3/08)
- **Had 15 steals:** 15, VMI (11/16/08)
- **Had 10 blocks:** 10 at Maryland (3/5/11)
- **Failed to make a 3-pt FG:** Georgia Tech (1/22/15)

# JOHN PAUL JONES ARENA RECORDS

## VIRGINIA PLAYERS

Points:	40, J.R. Reynolds vs. Wake Forest, 1/21/07
Most 1st Half Points:	23, Sean Singletary vs. Virginia Tech, 1/16/08
Most 2nd Half Points:	26, Sylven Landesberg vs. Boston College, 2/4/09
Rebounds:	20, Mike Tobey vs. Louisville, 3/5/16
Field Goals:	13, Sylven Landesberg vs. Boston College, 2/4/09
Field Goal Attempts:	23, Sylven Landesberg vs. Boston College, 2/4/09
Field Goal Pct.:	1.000 (9-9), Mike Scott vs. Wake Forest, 2/8/12
3-Point Field Goals:	8, Mustapha Farrakhan vs. Howard, 1/4/11
3-Point FG Attempts:	12, Sean Singletary vs. Gonzaga, 1/3/07 12, Sean Singletary vs. Georgia Tech, 2/24/07
3-Point FG Pct.:	1.000 (5-5), Malcolm Brogdon vs. Boston College, 2/3/16 1.000 (5-5), Justin Anderson vs. Tennessee State, 11/25/14 1.000 (4-4), De'Andre Hunter vs. Coppin State, 11/16/18 1.000 (4-4), London Perrantes vs. Miami, 2/26/14 1.000 (4-4), Joe Harris vs. Hampton, 11/26/13
Free Throws Made:	14, Sean Singletary vs. Hampton, 12/16/06 14, Sylven Landesberg vs. Florida State, 1/24/09
Free Throw Attempts:	16, Sean Singletary vs. Hampton, 12/16/06
FT Pct.:	1.000 (14-14), Sylven Landesberg vs. Florida State, 1/24/09 1.000 (12-12), Malcolm Brogdon vs. Villanova, 12/19/15
Assists:	12 by Ty Jerome vs. Virginia Tech, 1/15/19
Steals:	7, Sean Singletary vs. NC State, 2/24/08
Blocks:	5, 8x, last by Jay Huff vs. Columbia, 11/16/19

## VIRGINIA TEAM

Most Points:	108 vs. Gonzaga, 1/3/07
Fewest Points:	38 vs. Wisconsin, 12/4/13
Most 1st Half:	60 vs. Gonzaga, 1/3/07
Fewest 1st Half:	15 vs. Iowa State, 12/30/10
Most 2nd Half:	57 vs. Arizona, 11/12/06
Fewest 2nd Half:	15 vs. Duke, 2/16/11
Rebounds:	54 vs. UMES, 11/26/06
Field Goals:	43 vs. VMI, 11/16/08
Field Goal Attempts:	82 vs. UNC, 1/15/09
Field Goal Pct.:	.667 (32-48) vs. Howard, 1/4/11
3-Pt. FG:	18 vs. Gonzaga, 1/3/07
3-Pt. FG Attempts:	38 vs. Virginia Tech, 2/10/18
3-Point FG Pct.:	.727 (8-11) vs. North Texas, 11/20/12
Free Throws:	39 vs. Maryland, 1/16/07
FT Attempted:	49 vs. Maryland, 1/16/07
Fewest FT Attempted:	0 vs. Wisconsin, 11/27/17
Free Throw Pct.:	1.000 (19-19) vs. Winthrop, 11/15/11
Assists:	24 vs. Howard, 11/14/07 24 vs. VMI, 11/16/08
Steals:	16 vs. NC State, 2/24/08
Blocks:	12 vs. Longwood, 2/13/07
Most Turnovers:	21 vs. Longwood, 12/7/07 21 vs. Hampton, 12/19/07
Fewest Turnovers:	2 vs. Louisville, 2/7/15

## MISCELLANEOUS

Biggest Comeback:	19 points vs. Arizona, 11/12/06
Biggest Lead Given up in a Loss:	14 points vs. Bradley, 3/26/08
Largest Lead:	59 vs. Coppin State, 11/16/18 57 points vs. Grambling State, 11/22/16
Biggest Deficit:	38 points vs. Clemson, 2/7/08
Largest Margin of Victory:	57 vs. Coppin State, 11/16/18 56 points vs. Grambling State, 11/22/16
Largest Margin of Defeat:	31 points vs. Clemson, 2/7/08
Overtime Games (Record):	10 (4-6); Last: 63-55 loss vs. Syracuse, 1/11/20

## OPPONENT PLAYERS

Points:	32, 3x last by DeWayne Jackson, Morgan State, 12/19/12
Most 1st Half Points:	19, DeWayne Jackson, Morgan State, 12/19/12
Most 2nd Half Points:	28, Talor Battle, Penn State, 11/30/09
Rebounds:	16, 2x last by Jamelle Hagins, Delaware, 11/13/12
Field Goals:	13, Elijah Millsap, UAB, 12/30/09
Field Goal Attempts:	24, Malcolm Delaney, Virginia Tech, 1/28/10
Field Goal Pct.:	.875 (7-8), Ahmed Grant, UNC Wilmington, (1/18/10)
3-Point Field Goals:	8, K.C. Rivers, Clemson, 2/7/08
3-Pt. FG Attempts:	15, Malcolm Delaney, Virginia Tech, 2/19/11
3-Pt. FG Pct.:	1.000 (5-5), Tony Dukes, USC Upstate, 11/15/10
Free Throws Made:	15, Tyler Hansbrough, North Carolina, 1/15/09
FT Attempted:	17, Tyler Hansbrough, North Carolina, 1/15/09
FT Pct.:	1.000 (8-8), Tyrese Rice, Boston College, 2/4/09 1.000 (8-8), Sean Mosley, Maryland, 3/6/10 1.000 (7-7), Roy Devyn Marble, Iowa, 3/27/13
Assists:	11, Cliff Hammonds, Clemson, 2/7/08
Steals:	5, Jon Scheyer, Duke, 2/28/10
Blocks:	6, 2x last by Gueye Mouhamadou, Stony Brook, 12/18/19

## OPPONENT TEAM

Most Points:	97, VMI, 11/16/08
Fewest Points:	26, Maine, 11/27/19
Most 1st Half:	50, North Carolina, 1/15/09
Fewest 1st Half:	8, Harvard, 12/21/14
Most 2nd Half:	61, Gonzaga, 1/3/07
Fewest 2nd Half:	11, JMU, 11/10/19
Rebounds:	48, North Carolina, 2/25/12
Field Goals:	37, VMI, 11/16/08
Field Goal Attempts:	79, VMI, 11/16/08
Field Goal Pct.:	.566 (30-53) Liberty, 11/25/08
3-Pt. FG:	16, Clemson, 2/7/08
3-Pt. FG Attempts:	39, Hartford, 12/30/07
3-Point FG Pct.:	.619 (13-21) Duke, 2/9/19
Free Throws:	26, Boston College, 2/4/09
FT Attempted:	31, Boston College, 2/4/09
Free Throw Pct.:	1.000 (15-15) Iowa, 3/27/13
Assists:	22, Clemson, 2/7/08
Steals:	15, VMI, 11/16/08
Blocks:	10, Radford, 11/21/08 10, North Carolina, 1/15/09
Most Turnovers:	25, NC State, 2/24/08
Fewest Turnovers:	4, Clemson, 1/31/12

## RECORD AT JOHN PAUL JONES ARENA

2006-07 to present	233 games - 189-44 (.811)
--------------------	---------------------------

## LONGEST WINNING STREAKS

24 games from 2/7/15 vs. Louisville through 11/30/16 vs. Ohio State
21 games from 12/21/13 vs. Northern Iowa through 1/22/15 vs. Georgia Tech

## LONGEST ACC WINNING STREAK

21 games from 1/6/13 vs. North Carolina through 1/22/15 vs. Georgia Tech
--

## LONGEST LOSING STREAK

4 games from 2/6/10 vs. Wake Forest through 3/6/10 vs. Maryland
---



# ○ KIHEI CLARK

**Guard • 5-9 • 163**  
**Sophomore**  
**Woodland Hills, Calif. • Taft Charter**

## 2019-20 HIGHLIGHTS

- Bob Cousy Award Watch List
- Recorded first career double-double with 10 points and career-high 11 rebounds, and added seven assists in a career-high 40 minutes at Syracuse (11/6/19)
- Dished out six assists against JMU (11/10/19)
- Scored 10 points with five assists and a block against Columbia (11/16/19)
- Scored career-high 15 points with a career-high five field goals against Vermont (11/19/19)
- Went 8-for-8 from the free throw line to finish with 14 points and had six assists and five rebounds against UMass (11/23/19)
- Finished with nine points, with a career-high three 3-pointers, and added five assists and a season-high three steals vs. Maine (11/27/19)
- Scored seven points, had six assists and matched career-high with three steals in a win vs. UNC (12/8/19)
- Scored 14 points with six assists and matched a career-high with five field goals vs. Stony Brook (12/18/19)
- Recorded a career-high 13 assists vs. Navy (12/29/19)
- Scored career-high 18 points and added six assists vs. Virginia Tech (1/4/20)
- Had 12 points, going 6-for-6 from the free throw line, at Boston College (1/7/20)
- Scored 13 points, including 3 3-pointers, with six rebounds and nine assists vs. Syracuse (1/11/20)
- Dished out seven assists and had three steals in 40 minutes at Georgia Tech (1/18/20)

## 2019-20 GAME-BY-GAME

Opponent	GP-GS	FG	3FG	FT	O-D	Reb	A	TO	Blk	Stl	PF	Min	Pts
Syracuse	1-1	3-9	2-8	2-2	0-11	11	7	3	0	1	0	40	10
JMU	2-2	2-7	1-5	0-0	1-2	3	6	3	0	2	0	28	5
Columbia	3-3	4-9	2-3	0-0	0-3	3	5	1	1	0	1	30	10
Vermont	4-4	5-7	3-4	2-3	0-3	3	4	2	1	0	4	32	15
UMass	5-5	3-10	0-2	8-8	0-5	5	6	3	0	0	4	35	14
Arizona State	6-6	2-10	0-2	0-0	1-4	5	2	3	0	0	2	38	4
Maine	7-7	3-7	3-4	0-0	0-3	3	5	1	0	3	1	33	9
Purdue	8-8	1-6	0-2	0-0	0-5	5	4	3	1	1	1	37	2
North Carolina	9-9	1-8	0-2	5-7	0-3	3	6	3	0	3	0	38	7
Stony Brook	10-10	5-10	2-4	2-2	0-5	5	6	6	0	0	1	39	14
South Carolina	11-11	2-7	1-3	4-4	2-3	5	7	7	0	1	2	39	9
Navy	12-12	4-8	2-4	0-0	0-4	4	13	2	0	0	2	39	10
Virginia Tech	13-13	5-9	1-2	7-8	0-2	2	6	4	0	1	0	34	18
Boston College	14-14	2-11	2-2	6-6	1-3	4	3	2	0	3	3	39	12
Syracuse	15-15	4-14	3-9	2-2	0-6	6	9	4	0	1	3	45	13
Florida State	16-16	4-12	0-2	0-0	0-1	1	5	9	0	2	2	38	8
Georgia Tech	17-17	3-7	0-2	1-4	0-3	3	7	2	0	3	1	40	7

## CAREER HIGHS

Points	18 vs. Virginia Tech (1/4/20)
FGs	5, 3x - last vs. Virginia Tech (1/4/20)
3FGs	3, 5x - last vs. Syracuse (1/11/20)
FTs	8 vs. UMass (11/23/19)
Rebounds	11 at Syracuse (11/6/19)
Assists	13 vs. Navy (12/29/19)
Turnovers	9 at Florida State (1/15/20)
Blocks	1, 3x - last at Purdue (12/4/19)
Steals	3, 6x - last at Georgia Tech (1/18/20)
Minutes	45 vs. Syracuse (1/11/20)

## SEASON HIGHS

Points	18 vs. Virginia Tech (1/4/20)
FGs	5, 3x - last vs. Virginia Tech (1/4/20)
3FGs	3, 3x - last vs. Syracuse (1/11/20)
FTs	8 vs. UMass (11/23/19)
Rebounds	11 at Syracuse (11/6/19)
Assists	13 vs. Navy (12/29/19)
Turnovers	9 at Florida State (1/15/20)
Blocks	1, 3x - last at Purdue (12/4/19)
Steals	3, 4x - last at Georgia Tech (1/18/20)
Minutes	45 vs. Syracuse (1/11/20)

## CAREER STATISTICS

Year	G-GS	Min-Avg.	FG-FGA	Pct.	3FG-3FGA	Pct.	FT-FTA	Pct.	Off-Def.	Reb-Avg.	PF-DQ	Ast	TO	Blk	Stl	Pts-Avg
2018-19	38-20	1018-26.8	55-157	.350	29-85	.341	33-40	.825	16-73	89-2.3	52-0	97	39	0	28	172-4.5
2019-20	17-17	624-36.7	53-151	.351	22-60	.367	39-46	.848	5-66	71-4.2	27-0	101	58	3	21	167-9.8
<b>TOTAL</b>	<b>55-37</b>	<b>1642-29.9</b>	<b>108-308</b>	<b>.351</b>	<b>51-145</b>	<b>.352</b>	<b>72-86</b>	<b>.837</b>	<b>21-139</b>	<b>160-2.9</b>	<b>79-0</b>	<b>198</b>	<b>97</b>	<b>3</b>	<b>49</b>	<b>339-6.2</b>

## CAREER ACC STATISTICS

Year	G-GS	Min-Avg.	FG-FGA	Pct.	3FG-3FGA	Pct.	FT-FTA	Pct.	Off-Def.	Reb-Avg.	PF-DQ	Ast	TO	Blk	Stl	Pts-Avg
2018-19	18-8	433-24.1	21-62	.339	13-35	.371	7-9	.778	7-30	37-2.1	19-0	38	16	0	11	62-3.4
2019-20	7-7	274-39.1	22-70	.314	8-27	.296	23-29	.793	1-29	30-4.3	9-0	43	27	0	14	75-10.7
<b>TOTAL</b>	<b>25-15</b>	<b>707-28.3</b>	<b>43-132</b>	<b>.326</b>	<b>21-62</b>	<b>.339</b>	<b>30-38</b>	<b>.789</b>	<b>8-59</b>	<b>67-2.7</b>	<b>28-0</b>	<b>81</b>	<b>43</b>	<b>0</b>	<b>25</b>	<b>137-5.5</b>



# 2 BRAXTON KEY

Guard • 6-8 • 230

Senior

Charlotte, N.C. • Oak Hill Academy [Alabama]

## 2019-20 HIGHLIGHTS

- Grabbed 10 rebounds and had seven points at Syracuse (11/6/19)
- Recorded first career double-double with 14 points and 10 rebounds against JMU (11/10/19)
- Scored nine points with team-high nine rebounds against Columbia (11/16/19)
- Scored 14 points in a career-high 38 minutes vs. Vermont (11/19/19)
- Led the team with 16 points along with seven rebounds and season-high three steals against UMass (11/23/19)
- Had a team-high eight rebounds against Arizona State (11/24/19)
- Missed three games due to wrist injury
- Returned to action vs. Stony Brook (12/18/19)
- Scored 15 points against Navy (12/29/19)
- Scored a season-high 18 points and added 10 rebounds against Virginia Tech (1/4/20)
- Had team-high 16 points and eight rebounds at Boston College (1/7/20)
- Matched career-high with 11 rebounds vs. Syracuse (1/11/20)
- Scored 10 points with a season-high six assists at Georgia Tech (1/18/20)

## 2019-20 GAME-BY-GAME

Opponent	GP-GS	FG	3FG	FT	O-D	Reb	A	TO	Blk	Stl	PF	Min	Pts
Syracuse	1-1	3-10	0-5	1-2	1-9	10	2	2	0	2	2	33	7
JMU	2-2	5-8	2-3	2-2	3-7	10	2	1	0	1	0	29	14
Columbia	3-3	4-7	0-1	1-3	4-5	9	0	0	0	1	0	21	9
Vermont	4-4	4-7	2-5	4-5	1-5	6	4	4	1	0	3	38	14
UMass	5-5	7-11	0-2	2-3	2-5	7	0	1	0	3	2	38	16
Arizona State	6-6	1-7	0-1	0-0	1-7	8	2	3	1	1	2	38	2
Maine	DNP												
Purdue	DNP												
North Carolina	DNP												
Stony Brook	7-6	0-1	0-1	0-2	1-0	1	0	0	0	0	0	7	0
South Carolina	8-6	2-4	1-1	3-5	2-3	5	2	3	2	2	3	29	8
Navy	9-7	7-11	0-3	1-1	0-4	4	2	2	1	3	2	36	15
Virginia Tech	10-8	8-12	2-4	0-0	1-9	10	0	0	1	2	2	32	18
Boston College	11-9	5-12	0-3	6-7	0-8	8	2	2	0	2	1	39	16
Syracuse	12-10	3-11	1-5	0-0	2-9	11	1	1	0	4	3	39	7
Florida State	13-11	4-10	0-4	1-2	0-2	2	1	1	0	1	3	36	9
Georgia Tech	14-12	5-10	0-2	0-4	3-3	6	6	2	0	2	1	39	10

## CAREER HIGHS

Points	26 at Georgia (1/26/17) *
FGs	8, 2x - last vs. Virginia Tech (1/4/20)
3FGs	3, 3x - last at Georgia (1/26/17) *
FTs	10 vs. Mississippi State (1/28/17) *
Rebounds	11, 2x - last vs. Syracuse (1/11/20)
Assists	7 vs. LSU (2/8/17) *
Turnovers	5, 7x - last vs. Richmond (3/14/17) *
Blocks	2, 14x - last vs. South Carolina (12/22/19)
Steals	4, 3x - last vs. Syracuse (1/11/20)
Minutes	39, 3x - last at Georgia Tech (1/18/20)

\* - at Alabama

## SEASON HIGHS

Points	18 vs. Virginia Tech (1/4/20)
FGs	8 vs. Virginia Tech (1/4/20)
3FGs	2, 3x - last vs. Virginia Tech (1/4/20)
FTs	6 at Boston College (1/7/20)
Rebounds	11, 2x - last vs. Syracuse (1/11/20)
Assists	6 at Georgia Tech (1/18/20)
Turnovers	4 vs. Vermont (11/19/19)
Blocks	2 vs. South Carolina (12/22/19)
Steals	4, 3x - last vs. Syracuse (1/11/20)
Minutes	39, 3x - last at Georgia Tech (1/18/20)

## CAREER STATISTICS

Year	G-GS	Min-Avg.	FG-FGA	Pct.	3FG-3FGA	Pct.	FT-FTA	Pct.	Off-Def.	Reb-Avg.	PF-DQ	Ast	TO	Blk	Stl	Pts-Avg
2016-17	34-30	1012-29.8	139-321	.433	32-97	.330	97-153	.634	54-139	193-5.7	86-0	86	106	21	21	407-12.0
2017-18	26-17	656-25.2	65-159	.409	16-64	.250	36-54	.667	37-101	138-5.3	51-0	48	46	11	27	182-7.0
2018-19	38-6	753-19.8	74-171	.433	18-59	.305	49-67	.731	50-150	200-5.3	66-0	38	28	21	36	215-5.7
2019-20	14-12	456-32.6	58-121	.479	8-40	.200	21-36	.583	23-77	100-7.1	24-0	24	22	6	24	145-10.4
<b>TOTAL</b>	<b>112-65</b>	<b>2877-25.6</b>	<b>336-772</b>	<b>.435</b>	<b>74-260</b>	<b>.285</b>	<b>203-310</b>	<b>.655</b>	<b>164-467</b>	<b>631-5.6</b>	<b>227-0</b>	<b>196</b>	<b>202</b>	<b>59</b>	<b>108</b>	<b>949-8.5</b>

## CAREER ACC STATISTICS

Year	G-GS	Min-Avg.	FG-FGA	Pct.	3FG-3FGA	Pct.	FT-FTA	Pct.	Off-Def.	Reb-Avg.	PF-DQ	Ast	TO	Blk	Stl	Pts-Avg
2018-19	18-1	385-21.4	38-96	.396	10-34	.294	27-36	.750	23-77	100-5.6	28-0	22	15	15	15	113-6.3
2018-19	6-6	218-36.3	28-65	.431	3-23	.130	8-15	.533	7-40	47-7.8	12-0	12	8	1	13	67-11.2
<b>TOTAL</b>	<b>24-7</b>	<b>603-25.1</b>	<b>66-161</b>	<b>.410</b>	<b>13-57</b>	<b>.228</b>	<b>35-51</b>	<b>.686</b>	<b>30-117</b>	<b>147-6.1</b>	<b>40-0</b>	<b>34</b>	<b>23</b>	<b>16</b>	<b>28</b>	<b>180-7.5</b>



# 4 JUSTIN MCKOY

**Forward • 6-8 • 221**  
**Freshman**  
**Cary, N.C. • Panther Creek**

## 2019-20 HIGHLIGHTS

- Made collegiate debut at Syracuse (11/6/19)
- Scored first collegiate basket and finished with four points vs. JMU (11/10/19)
- Went 3-for-3 from the field for career-high six points at Purdue (12/4/19)
- Played a career-high 17 minutes and finished with four points and a career-high five rebounds against North Carolina (12/8/19)

## 2019-20 GAME-BY-GAME

Opponent	GP-GS	FG	3FG	FT	O-D	Reb	A	TO	Blk	Stl	PF	Min	Pts
Syracuse	1-0	0-0	0-0	0-0	0-0	0	0	1	0	0	0	3	0
JMU	2-0	2-4	0-0	0-0	0-2	2	0	1	0	0	2	12	4
Columbia	3-0	0-2	0-0	0-0	0-0	0	0	1	0	0	0	12	0
Vermont	4-0	0-0	0-0	0-0	0-1	1	0	0	1	0	0	4	0
UMass	5-0	0-2	0-0	0-0	0-0	0	0	0	0	0	0	3	0
Arizona State	6-0	0-0	0-0	0-0	0-1	1	0	0	0	0	0	4	0
Maine	7-0	0-1	0-0	0-0	0-3	3	0	0	0	0	2	15	0
Purdue	8-0	3-3	0-0	0-0	1-0	1	0	0	0	0	1	12	6
North Carolina	9-0	0-0	0-0	4-6	3-2	5	0	0	0	1	3	17	4
Stony Brook	DNP												
South Carolina	DNP												
Navy	DNP												
Virginia Tech	10-0	0-1	0-0	0-0	0-0	0	0	0	0	0	0	2	0
Boston College	12-0	0-0	0-0	0-0	1-0	1	1	0	0	0	2	11	0
Syracuse	13-0	0-0	0-0	0-0	0-1	1	0	0	0	0	1	2	0
Florida State	DNP												
Georgia Tech	DNP												

## CAREER/SEASON HIGHS


Points	6 at Purdue (12/4/19)
FGs	3 at Purdue (12/4/19)
3FGs	-
FTs	4 vs. North Carolina (12/8/19)
Rebounds	5 vs. North Carolina (12/8/19)
Assists	-
Turnovers	1, 2x - last vs. JMU (11/10/19)
Blocks	1 vs. Vermont (11/19/19)
Steals	1 vs. North Carolina (12/8/19)
Minutes	17 vs. North Carolina (12/8/19)

## CAREER STATISTICS

Year	G-GS	Min-Avg.	FG-FGA	Pct.	3FG-3FGA	Pct.	FT-FTA	Pct.	Off-Def.	Reb-Avg.	PF-DQ	Ast	TO	Blk	Stl	Pts-Avg
2019-20	13-0	99-7.6	5-13	.385	0-0	.000	4-6	.667	5-10	15-1.2	11-0	1	3	1	1	14-1.1
<b>TOTAL</b>	<b>13-0</b>	<b>99-7.6</b>	<b>5-13</b>	<b>.385</b>	<b>0-0</b>	<b>.000</b>	<b>4-6</b>	<b>.667</b>	<b>5-10</b>	<b>15-1.2</b>	<b>11-0</b>	<b>1</b>	<b>3</b>	<b>1</b>	<b>1</b>	<b>14-1.1</b>

## CAREER ACC STATISTICS

Year	G-GS	Min-Avg.	FG-FGA	Pct.	3FG-3FGA	Pct.	FT-FTA	Pct.	Off-Def.	Reb-Avg.	PF-DQ	Ast	TO	Blk	Stl	Pts-Avg
2019-20	5-0	35-7.0	0-1	.000	0-0	.000	4-6	.887	4-3	7-1.4	6-0	1	1	0	1	4-0.8
<b>TOTAL</b>	<b>5-0</b>	<b>35-7.0</b>	<b>0-1</b>	<b>.000</b>	<b>0-0</b>	<b>.000</b>	<b>4-6</b>	<b>.887</b>	<b>4-3</b>	<b>7-1.4</b>	<b>6-0</b>	<b>1</b>	<b>1</b>	<b>0</b>	<b>1</b>	<b>4-0.8</b>



# 13 CASEY MORSELL

Guard • 6-3 • 195

Freshman

Fort Washington, Md. • St. John's College

## 2019-20 HIGHLIGHTS

- Made collegiate debut at Syracuse (11/6/19)
- First true freshman to start season-opener at UVA since Taylor Barnette, Justin Anderson and Mike Tobey at George Mason (Nov. 9, 2012)
- Played a career-high 28 minutes against Vermont (11/19/19)
- Had career-high six rebounds and three assists against UMass (11/23/19)
- Named to Air Force Reserve All-Tournament Team after scoring career-high 19 points in title game against Arizona State (11/24/19)
- Scored 10 points vs. Navy (12/29/19)

## 2019-20 GAME-BY-GAME

Opponent	GP-GS	FG	3FG	FT	O-D	Reb	A	TO	Blk	Stl	PF	Min	Pts
Syracuse	1-1	1-6	1-6	0-0	1-1	2	1	2	1	0	2	26	3
JMU	2-2	0-9	0-5	0-0	0-3	3	1	2	1	0	3	26	0
Columbia	3-2	1-6	0-3	0-2	0-3	3	1	1	0	1	1	24	2
Vermont	4-2	1-6	0-3	0-0	0-1	1	1	0	0	0	1	28	2
UMass	5-3	2-9	1-4	0-0	2-4	6	3	2	0	1	0	38	5
Arizona State	6-4	7-12	1-5	4-4	1-1	2	1	2	0	2	3	38	19
Maine	7-5	1-8	0-4	2-2	0-2	2	0	2	0	1	2	35	4
Purdue	8-6	3-8	1-6	0-0	0-4	4	2	3	0	0	3	36	7
North Carolina	9-7	2-9	1-5	0-0	0-2	2	1	1	0	1	2	24	5
Stony Brook	10-8	1-7	0-3	0-0	0-0	0	1	0	0	2	1	20	2
South Carolina	11-9	2-6	1-4	1-1	0-1	1	2	2	0	0	3	18	6
Navy	12-9	3-9	2-6	2-2	0-0	0	0	0	0	0	3	24	10
Virginia Tech	13-10	2-7	1-4	0-0	0-1	1	0	1	0	1	3	32	5
Boston College	14-11	0-4	0-1	0-0	1-0	1	0	0	0	1	1	12	0
Syracuse	15-11	0-3	0-1	0-0	0-1	1	1	0	0	0	2	9	0
Florida State	16-12	2-6	0-2	0-0	1-0	1	0	1	0	1	1	19	4
Georgia Tech	17-12	0-0	0-0	0-0	0-1	1	0	0	0	0	1	4	0

## CAREER/SEASON HIGHS

Points	19 vs. Arizona St. (11/24/19)
FGs	7 vs. Arizona St. (11/24/19)
3FGs	1, 6x - last vs. Virginia Tech (1/4/20)
FTs	4 vs. Arizona St. (11/24/19)
Rebounds	6 vs. UMass (11/23/19)
Assists	3 vs. UMass (11/23/19)
Turnovers	3 at Purdue (12/4/19)
Blocks	1, 2x - last vs. JMU (11/10/19)
Steals	2, 2x - last vs. Stony Brook (12/18/19)
Minutes	38, 2x - last vs. Arizona St. (11/24/19)

## CAREER STATISTICS

Year	G-GS	Min-Avg.	FG-FGA	Pct.	3FG-3FGA	Pct.	FT-FTA	Pct.	Off-Def.	Reb-Avg.	PF-DQ	Ast	TO	Blk	Stl	Pts-Avg
2019-20	17-12	414-24.4	28-115	.243	9-62	.145	9-11	.818	6-25	31-1.8	32-0	15	19	2	11	74-4.4
<b>TOTAL</b>	<b>17-12</b>	<b>414-24.4</b>	<b>28-115</b>	<b>.243</b>	<b>9-62</b>	<b>.145</b>	<b>9-11</b>	<b>.818</b>	<b>6-25</b>	<b>31-1.8</b>	<b>32-0</b>	<b>15</b>	<b>19</b>	<b>2</b>	<b>11</b>	<b>74-4.4</b>

## CAREER ACC STATISTICS

Year	G-GS	Min-Avg.	FG-FGA	Pct.	3FG-3FGA	Pct.	FT-FTA	Pct.	Off-Def.	Reb-Avg.	PF-DQ	Ast	TO	Blk	Stl	Pts-Avg
2019-20	7-5	126-18.0	7-35	.200	3-19	.158	0-0	.000	3-6	9-1.3	12-0	3	5	1	4	17-2.4
<b>TOTAL</b>	<b>7-5</b>	<b>126-18.0</b>	<b>7-35</b>	<b>.200</b>	<b>3-19</b>	<b>.158</b>	<b>0-0</b>	<b>.000</b>	<b>3-6</b>	<b>9-1.3</b>	<b>12-0</b>	<b>3</b>	<b>5</b>	<b>1</b>	<b>4</b>	<b>17-2.4</b>



# 22 FRANCISCO CAFFARO

**Center • 7-0 • 244**  
**Redshirt Freshman**  
**El Trebo, Santa Fe, Argentina • NBA Global Academy**

## 2019-20 HIGHLIGHTS

- Missed first part of season due to injury
- Scored three points in collegiate debut vs. Columbia (11/16/19)
- Had career-high two rebounds at Purdue (12/4/19)
- Scored a career-high 10 points with a career-high seven rebounds and one block in a career-high 21 minutes vs. North Carolina (12/8/19)
- Recorded first career start vs. Stony Brook (12/18/19)

## 2019-20 GAME-BY-GAME

Opponent	GP-GS	FG	3FG	FT	O-D	Reb	A	TO	Blk	Stl	PF	Min	Pts
Syracuse	DNP												
JMU	DNP												
Columbia	1-0	1-1	0-0	1-2	0-0	0	0	2	0	1	2	7	3
Vermont	DNP												
UMass	2-0	0-0	0-0	0-0	0-0	0	0	0	0	0	1	2	0
Arizona State	DNP												
Maine	3-0	0-0	0-0	0-0	0-0	0	0	2	1	1	1	8	0
Purdue	4-0	0-0	0-0	0-0	1-1	2	0	0	0	0	2	7	0
North Carolina	5-0	4-5	0-0	2-5	2-5	7	0	0	1	0	1	21	10
Stony Brook	6-1	0-2	0-0	0-0	3-0	3	0	1	0	0	0	14	0
South Carolina	7-2	0-0	0-0	0-0	1-0	1	0	0	0	0	1	9	0
Navy	DNP												
Virginia Tech	DNP												
Boston College	8-2	0-0	0-0	0-0	0-0	0	0	0	0	0	1	4	0
Syracuse	9-2	0-1	0-0	0-0	0-0	0	0	0	0	0	0	2	0
Florida State	DNP												
Georgia Tech	DNP												

## CAREER/SEASON HIGHS

Points	10 vs. North Carolina (12/8/19)
FGs	4 vs. North Carolina (12/8/19)
3FGs	-
FTs	2 vs. North Carolina (12/8/19)
Rebounds	7 vs. North Carolina (12/8/19)
Assists	-
Turnovers	2, 2x - last vs. Maine (11/27/19)
Blocks	1, 2x - last vs. North Carolina (12/8/19)
Steals	1, 2x - last vs. Maine (11/27/19)
Minutes	21 vs. North Carolina (12/8/19)


## CAREER STATISTICS

Year	G-GS	Min-Avg.	FG-FGA	Pct.	3FG-3FGA	Pct.	FT-FTA	Pct.	Off-Def.	Reb-Avg.	PF-DQ	Ast	TO	Blk	Stl	Pts-Avg
2019-20	9-2	74-8.2	5-9	.556	0-0	.000	3-7	.429	6-7	13-1.4	9-0	0	5	2	2	13-1.4
<b>TOTAL</b>	<b>9-2</b>	<b>74-8.2</b>	<b>5-9</b>	<b>.556</b>	<b>0-0</b>	<b>.000</b>	<b>3-7</b>	<b>.429</b>	<b>6-7</b>	<b>13-1.4</b>	<b>9-0</b>	<b>0</b>	<b>5</b>	<b>2</b>	<b>2</b>	<b>13-1.4</b>

## CAREER ACC STATISTICS

Year	G-GS	Min-Avg.	FG-FGA	Pct.	3FG-3FGA	Pct.	FT-FTA	Pct.	Off-Def.	Reb-Avg.	PF-DQ	Ast	TO	Blk	Stl	Pts-Avg
2019-20	3-0	27-9.0	4-6	.667	0-0	.000	2-5	.000	2-5	7-2.5	2-0	0	0	1	0	10-3.3
<b>TOTAL</b>	<b>3-0</b>	<b>27-9.0</b>	<b>4-6</b>	<b>.667</b>	<b>0-0</b>	<b>.000</b>	<b>2-5</b>	<b>.000</b>	<b>2-5</b>	<b>7-2.5</b>	<b>2-0</b>	<b>0</b>	<b>0</b>	<b>1</b>	<b>0</b>	<b>10-3.3</b>





# 23 KODY STATTMANN

Guard • 6-7 • 200

Sophomore

Bentley Park, Queensland, Australia • St. Augustine's College

## 2019-20 HIGHLIGHTS

- Scored five points in 21 minutes at Syracuse (11/6/19)
- Finished with eight points and made first career start against JMU (11/10/19)
- Blocked career-high three shots against Columbia (11/16/19)
- Missed four games due to illness
- Returned to action at Purdue (12/4/19)
- Made a career-high three field goals with one three-pointer against North Carolina (12/8/19)
- Played career-high 34 minutes and matched career-highs in field goals, three-point field goals, and rebounds vs. Stony Brook (12/18/19)
- Scored a career-high 10 points and grabbed a career-high eight rebounds and matched career highs in field goals, three-point field goals, and assists against Virginia Tech (1/4/20)
- Scored career-high 11 points with seven rebounds at Boston College (1/7/20)
- Had career-high four assists vs. Syracuse (1/11/20)

## 2019-20 GAME-BY-GAME

Opponent	GP-GS	FG	3FG	FT	O-D	Reb	A	TO	Blk	Stl	PF	Min	Pts
Syracuse	1-0	2-4	1-3	0-0	1-2	3	2	1	1	0	0	21	5
JMU	2-1	2-9	0-6	4-4	1-1	2	0	2	1	2	2	31	8
Columbia	3-2	1-6	0-2	1-1	0-2	2	1	1	3	0	1	29	3
Vermont	DNP												
UMass	DNP												
Arizona State	DNP												
Maine	DNP												
Purdue	4-2	1-5	0-3	0-0	1-1	2	0	2	1	0	2	24	2
North Carolina	5-3	3-9	1-4	0-0	0-2	2	0	0	1	0	2	27	7
Stony Brook	6-4	3-9	1-4	0-0	0-4	4	2	1	0	1	2	34	7
South Carolina	7-5	2-3	2-3	0-0	1-3	4	2	0	0	1	3	22	6
Navy	8-6	0-0	0-0	0-2	0-1	1	0	0	0	0	0	16	0
Virginia Tech	9-7	4-10	1-4	1-2	3-5	8	2	1	0	1	2	33	10
Boston College	10-8	5-9	1-4	0-0	0-7	7	2	1	0	0	2	39	11
Syracuse	11-9	0-4	0-4	0-0	0-4	4	4	4	0	0	0	24	0
Florida State	12-10	0-2	0-1	0-0	0-1	1	0	2	0	0	0	17	0
Georgia Tech	13-10	1-4	1-3	0-0	0-0	0	0	0	0	0	1	19	3

## CAREER HIGHS

Points	11 at Boston College (1/7/20)
FGs	5 at Boston College (1/7/20)
3FGs	1, 8x - last at Boston College (1/7/20)
FTs	4, 3x - last vs. JMU (11/10/19)
Rebounds	8 vs. Virginia Tech (1/4/20)
Assists	4 vs. Syracuse (1/11/20)
Turnovers	2, 3x - last at Purdue (12/4/19)
Blocks	3 vs. Columbia (11/16/19)
Steals	2 vs. JMU (11/10/19)
Minutes	39 at Boston College (1/7/20)

## SEASON HIGHS

Points	11 at Boston College (1/7/20)
FGs	5 at Boston College (1/7/20)
3FGs	1, 5x - last at Boston College (1/7/20)
FTs	4 vs. JMU (11/10/19)
Rebounds	8 vs. Virginia Tech (1/4/20)
Assists	4 vs. Syracuse (1/11/20)
Turnovers	2, 2x - last at Purdue (12/4/19)
Blocks	3 vs. Columbia (11/16/19)
Steals	2 vs. JMU (11/10/19)
Minutes	39 at Boston College (1/7/20)

## CAREER STATISTICS

Year	G-GS	Min-Avg.	FG-FGA	Pct.	3FG-3FGA	Pct.	FT-FTA	Pct.	Off-Def.	Reb-Avg.	PF-DQ	Ast	TO	Blk	Stl	Pts-Avg
2018-19	18-0	73-4.1	9-21	.429	4-15	.267	8-9	.889	2-9	11-0.6	8-0	2	5	0	1	30-1.7
2019-20	13-10	335-25.8	24-74	.324	8-41	.195	6-9	.667	7-33	40-3.1	17-0	13	17	7	5	62-4.8
<b>TOTAL</b>	<b>31-10</b>	<b>408-13.2</b>	<b>33-95</b>	<b>.347</b>	<b>12-56</b>	<b>.214</b>	<b>14-18</b>	<b>.778</b>	<b>9-42</b>	<b>51-1.6</b>	<b>25-0</b>	<b>15</b>	<b>22</b>	<b>7</b>	<b>6</b>	<b>92-3.0</b>

## CAREER ACC STATISTICS

Year	G-GS	Min-Avg.	FG-FGA	Pct.	3FG-3FGA	Pct.	FT-FTA	Pct.	Off-Def.	Reb-Avg.	PF-DQ	Ast	TO	Blk	Stl	Pts-Avg
2018-19	9-0	28-3.1	2-5	.400	2-4	.500	0-1	.000	0-5	5-0.6	4-0	0	3	0	0	6-0.7
2019-20	7-5	180-25.7	15-42	.357	5-23	.217	1-2	.500	4-21	25-3.6	7-0	10	9	2	1	36-5.1
<b>TOTAL</b>	<b>16-5</b>	<b>208-13.0</b>	<b>17-47</b>	<b>.362</b>	<b>7-27</b>	<b>.259</b>	<b>1-3</b>	<b>.333</b>	<b>4-26</b>	<b>30-1.9</b>	<b>11-0</b>	<b>10</b>	<b>12</b>	<b>2</b>	<b>1</b>	<b>42-2.6</b>



# 25 MAMADI DIAKITE

**Forward • 6-9 • 224**  
**Redshirt Senior**  
**Conakry, Guinea, Africa • Blue Ridge School (Va.)**

## 2019-20 HIGHLIGHTS

- Karl Malone Award Watch List
- Naismith Trophy Player of the Year watch list
- NABC Division I Player of the Year preseason watch list
- Wooden Award Preseason Top 50 List
- Oscar Robertson Award watch list
- Preseason All-ACC
- Scored team-high 12 points and had six rebounds and two blocks at Syracuse (11/6/19)
- Had career-highs with 19 points and 13 rebounds for first career double-double against JMU (11/10/19)
- Finished with 13 points and eight rebounds in 20 minutes against Columbia (11/16/19)
- Made career-high three three-pointers and matched his career high with 19 points against Vermont (11/19/19)
- Air Force Reserve All-Tournament Team
- Matched team-high with eight rebounds against UMass (11/23/19)
- Scored 15 points against Arizona State in Air Force Reserve title game
- Scored 15 points with 7 rebounds against Maine (11/27/19)
- Went 5-5 from the free throw line and scored 12 points with one three-pointer vs. North Carolina (12/8/19)
- Played a season-high 37 minutes and matched a season high with two blocks against Stony Brook (12/18/19)
- Recorded a career-high in points (21) and free throws (9) vs. South Carolina (12/22/19)

## 2019-20 GAME-BY-GAME

Opponent	GP-GS	FG	3FG	FT	O-D	Reb	A	TO	Blk	Stl	PF	Min	Pts
Syracuse	1-1	6-10	0-0	0-0	4-2	6	1	2	2	1	1	34	12
JMU	2-2	8-16	1-3	2-4	3-10	13	0	0	2	1	1	29	19
Columbia	3-3	4-10	1-3	4-6	3-5	8	0	2	0	1	1	20	13
Vermont	4-4	8-15	3-3	0-0	0-6	6	0	1	1	1	1	35	19
UMass	5-5	2-5	0-1	0-1	2-6	8	0	1	0	1	2	21	4
Arizona State	6-6	5-13	2-4	3-3	2-1	3	1	1	2	1	2	36	15
Maine	7-7	6-13	1-2	2-2	0-7	7	0	3	1	2	1	33	15
Purdue	8-8	4-10	1-5	1-4	0-5	5	0	4	1	1	1	36	10
North Carolina	9-9	3-7	1-1	5-5	2-1	3	1	6	1	1	5	28	12
Stony Brook	10-10	4-9	0-0	5-6	1-5	6	1	0	2	0	0	37	13
South Carolina	11-11	6-13	0-3	9-11	1-4	5	0	3	2	2	2	38	21
Navy	12-12	4-8	1-1	4-5	2-6	8	1	3	1	1	2	28	13
Virginia Tech	13-13	3-9	0-2	0-0	1-9	10	3	0	0	0	0	34	6
Boston College	14-14	3-6	0-1	3-5	4-3	7	1	3	2	0	3	24	9
Syracuse	15-15	5-13	1-3	2-2	2-6	8	0	2	1	0	4	37	13
Florida State	16-16	6-8	0-1	4-6	2-4	6	1	3	2	2	5	32	16
Georgia Tech	17-17	6-14	0-1	5-6	2-4	6	0	5	2	0	3	32	17

## CAREER HIGHS

Points	21 vs. South Carolina (12/22/19)
FGs	9 at Boston College (1/9/19)
3FGs	3 vs. Vermont (11/19/19)
FTs	9 vs. South Carolina (12/22/19)
Rebounds	13 vs. JMU (11/10/19)
Assists	3 vs. Virginia Tech (1/4/20)
Turnovers	6 vs. North Carolina (12/8/19)
Blocks	5 vs. Auburn (4/6/19)
Steals	3 vs. Marshall (12/31/18)
Minutes	42 vs. Purdue (3/30/19)

## SEASON HIGHS

Points	21 vs. South Carolina (12/22/19)
FGs	8, 2x - last vs. Vermont (11/19/19)
3FGs	3 vs. Vermont (11/19/19)
FTs	9 vs. South Carolina (12/22/19)
Rebounds	13 vs. JMU (11/10/19)
Assists	3 vs. Virginia Tech (1/4/20)
Turnovers	6 vs. North Carolina (12/8/19)
Blocks	2, 7x - last at Georgia Tech (1/18/20)
Steals	2, 3x - last at Florida State (1/15/20)
Minutes	37, 2x - last vs. Syracuse (1/11/20)

## CAREER STATISTICS

Year	G-GS	Min-Avg.	FG-FGA	Pct.	3FG-3FGA	Pct.	FT-FTA	Pct.	Off-Def.	Reb-Avg.	PF-DQ	Ast	TO	Blk	Stl	Pts-Avg
2016-17	32-1	449-14.0	50-92	.543	3-11	.273	18-33	.545	28-54	82-2.6	75-2	6	13	39	8	121-3.8
2017-18	34-0	532-15.6	75-130	.577	0-0	.000	32-41	.780	31-70	101-3.0	74-1	5	26	16	15	182-5.4
2018-19	38-22	829-21.8	121-220	.550	5-17	.294	35-50	.700	56-112	168-4.4	81-0	12	34	63	17	282-7.4
2019-20	17-17	535-31.5	83-179	.464	12-34	.353	49-66	.742	31-84	115-6.8	34-2	10	39	21	15	227-13.4
<b>TOTAL</b>	<b>121-40</b>	<b>2345-19.4</b>	<b>329-621</b>	<b>.530</b>	<b>20-62</b>	<b>.323</b>	<b>134-190</b>	<b>.705</b>	<b>146-320</b>	<b>466-3.9</b>	<b>264-5</b>	<b>33</b>	<b>112</b>	<b>139</b>	<b>55</b>	<b>812-6.7</b>

## CAREER ACC STATISTICS

Year	G-GS	Min-Avg.	FG-FGA	Pct.	3FG-3FGA	Pct.	FT-FTA	Pct.	Off-Def.	Reb-Avg.	PF-DQ	Ast	TO	Blk	Stl	Pts-Avg
2016-17	18-0	242-13.4	19-34	.559	0-4	.000	12-21	.571	12-27	39-2.2	42-1	5	8	18	5	50-2.8
2017-18	18-0	231-12.8	30-54	.556	0-0	.000	17-21	.810	7-32	39-2.2	34-0	4	13	8	8	77-4.3
2018-19	18-11	405-22.5	58-111	.523	2-6	.333	18-26	.692	31-51	82-4.6	39-0	5	17	37	6	136-7.6
2019-20	7-7	222-31.7	32-67	.478	2-9	.222	19-24	.792	17-29	46-6.6	21-2	7	21	10	4	85-12.1
<b>TOTAL</b>	<b>61-18</b>	<b>1100-18.0</b>	<b>139-266</b>	<b>.523</b>	<b>4-19</b>	<b>.211</b>	<b>66-92</b>	<b>.717</b>	<b>67-139</b>	<b>206-3.4</b>	<b>136-3</b>	<b>21</b>	<b>59</b>	<b>73</b>	<b>23</b>	<b>348-5.7</b>



# 30 JAY HUFF

**Forward • 7-1 • 243**  
**Redshirt Junior**  
**Durham, N.C. • Voyager Academy**

## 2019-20 HIGHLIGHTS

- Recorded first career double-double with 11 points and career-high 12 rebounds at Syracuse (11/6/19)
- Scored 11 points with seven rebounds, two blocks and two steals vs. JMU (11/10/19)
- Had 13 points, six rebounds and matched career-high with five blocks against Columbia (11/16/19)
- Recorded first career start and played career-high 32 minutes against Vermont (11/19/19)
- Scored 10 points with eight rebounds against UMass (11/23/19)
- Led team with 11 points with season-high two 3-pointers at Purdue (12/4/19)
- Matched season-high with 13 points and one three-pointer against Maine (11/27/19)
- Recorded four blocks vs. Navy (12/29/19)
- Matched career-high with 16 points and added 10 rebounds for second career double-double vs. Syracuse (1/11/20)
- Scored career-high 17 points with career-best six blocks at Georgia Tech (1/18/20)

## 2019-20 GAME-BY-GAME

Opponent	GP-GS	FG	3FG	FT	O-D	Reb	A	TO	Blk	Stl	PF	Min	Pts
Syracuse	1-0	5-6	0-0	1-2	2-10	12	1	2	0	0	1	29	11
JMU	2-0	5-6	0-0	1-4	3-4	7	2	1	2	2	1	27	11
Columbia	3-0	6-10	1-1	0-0	4-2	6	2	1	5	2	0	19	13
Vermont	4-1	4-7	0-2	1-3	3-4	7	1	1	0	1	1	32	9
UMass	5-1	5-8	0-2	0-0	3-5	8	0	1	1	0	2	26	10
Arizona State	6-1	2-2	1-1	0-0	2-5	7	0	2	2	0	2	25	5
Maine	7-1	5-8	1-4	2-3	2-3	5	0	1	1	0	1	24	13
Purdue	8-2	3-8	2-6	3-4	1-3	4	1	1	1	0	4	24	11
North Carolina	9-3	0-4	0-1	0-0	2-3	5	0	0	0	0	2	14	0
Stony Brook	10-3	5-10	0-1	2-2	3-4	7	0	2	1	1	1	23	12
South Carolina	11-4	3-3	0-0	0-1	1-4	5	1	1	0	0	0	21	6
Navy	12-4	4-6	1-1	0-0	1-3	4	1	0	4	0	3	23	9
Virginia Tech	13-4	1-2	0-1	0-0	1-2	3	2	2	1	0	3	12	2
Boston College	14-4	2-6	0-1	1-2	1-1	2	0	0	0	1	5	18	5
Syracuse	15-5	7-12	0-0	2-7	8-2	10	0	4	2	0	4	41	16
Florida State	16-5	2-2	0-0	0-0	0-7	7	0	1	0	0	0	24	4
Georgia Tech	17-6	7-10	1-1	2-2	5-3	8	2	1	6	0	3	34	17

## CAREER HIGHS

Points	17 at Georgia Tech (1/18/20)
FGs	7, 3x - last at Georgia Tech (1/18/20)
3FGs	3 vs. Louisville (3/9/19)
FTs	6 vs. Marshall (12/31/18)
Rebounds	12 at Syracuse (11/6/19)
Assists	2, 6x - last at Georgia Tech (1/18/20)
Turnovers	4 vs. Syracuse (1/11/20)
Blocks	6 at Georgia Tech (1/18/20)
Steals	3 vs. Pittsburgh (3/2/19)
Minutes	41 vs. Syracuse (1/11/20)

## SEASON HIGHS

Points	17 at Georgia Tech (1/18/20)
FGs	7, 2x - last at Georgia Tech (1/18/20)
3FGs	2 at Purdue (12/4/19)
FTs	3 at Purdue (12/4/19)
Rebounds	12 at Syracuse (11/6/19)
Assists	2, 4x - last at Georgia Tech (1/18/20)
Turnovers	4 vs. Syracuse (1/11/20)
Blocks	6 at Georgia Tech (1/18/20)
Steals	2, 2x - last vs. Columbia (11/16/19)
Minutes	41 vs. Syracuse (1/11/20)

## CAREER STATISTICS

Year	G-GS	Min-Avg.	FG-FGA	Pct.	3FG-3FGA	Pct.	FT-FTA	Pct.	Off-Def.	Reb-Avg.	PF-DQ	Ast	TO	Blk	Stl	Pts-Avg
2017-18	12-0	106-8.8	17-25	.680	2-7	.286	5-8	.625	6-17	23-1.92	14-1	4	4	14	1	41-3.4
2018-19	34-0	318-9.4	58-96	.604	14-31	.452	20-30	.667	19-54	73-2.1	50-0	8	17	25	8	150-4.4
2019-20	17-6	416-24.5	66-110	.600	7-22	.318	15-30	.500	42-64	106-6.2	33-1	13	21	26	7	154-9.1
<b>TOTAL</b>	<b>63-6</b>	<b>840-13.3</b>	<b>141-231</b>	<b>.610</b>	<b>23-60</b>	<b>.383</b>	<b>40-68</b>	<b>.588</b>	<b>67-135</b>	<b>202-3.2</b>	<b>97-2</b>	<b>25</b>	<b>42</b>	<b>65</b>	<b>16</b>	<b>345-5.5</b>

## CAREER ACC STATISTICS

Year	G-GS	Min-Avg.	FG-FGA	Pct.	3FG-3FGA	Pct.	FT-FTA	Pct.	Off-Def.	Reb-Avg.	PF-DQ	Ast	TO	Blk	Stl	Pts-Avg
2017-18	4-0	13-3.3	1-2	.500	0-0	.000	2-3	.667	1-1	2-0.5	3-0	1	0	3	0	4-1.0
2018-19	18-0	199-11.1	39-61	.639	9-17	.529	10-15	.667	9-37	46-2.6	31-0	5	11	16	6	97-5.4
2019-20	7-3	172-24.6	24-42	.571	1-4	.250	6-13	.462	19-28	47-6.7	18-1	5	10	9	1	55-7.9
<b>TOTAL</b>	<b>29-3</b>	<b>385-13.3</b>	<b>64-105</b>	<b>.610</b>	<b>10-21</b>	<b>.476</b>	<b>18-31</b>	<b>.581</b>	<b>29-66</b>	<b>95-3.3</b>	<b>52-1</b>	<b>11</b>	<b>21</b>	<b>28</b>	<b>7</b>	<b>156-5.4</b>



# 53 TOMAS WOLDETENSAE

Guard • 6-5 • 196

Junior

Bologna, Italy • Indian Hills Community College

## 2019-20 HIGHLIGHTS

- Made UVA debut at Syracuse (11/6/19)
- Scored first career points at UVA, finishing with five, and had six rebounds against Columbia (11/16/19)
- Co-led the team with six rebounds and recorded his first assist against Vermont (11/19/19)
- Scored career-high nine points against UMass (11/23/19)
- Scored career-high 11 points with three three-pointers against North Carolina (12/8/19)
- Scored eight points and shot 2-3 from three against Stony Brook (12/18/19)
- Had nine points, going 3-for-4 beyond the arc, and had season-high three assists at Florida State (1/15/20)
- Scored nine points after hitting 3 3-pointers and had career-high three steals at Georgia Tech (1/18/20)

## 2019-20 GAME-BY-GAME

Opponent	GP-GS	FG	3FG	FT	O-D	Reb	A	TO	Blk	Stl	PF	Min	Pts
Syracuse	1-1	0-4	0-3	0-0	0-0	0	0	2	0	0	1	13	0
JMU	DNP												
Columbia	2-2	2-7	1-2	0-0	0-6	6	0	0	0	1	3	33	5
Vermont	3-3	1-7	0-6	0-0	1-5	6	1	1	0	2	1	27	2
UMass	4-4	3-7	1-3	2-2	0-3	3	0	1	0	1	2	32	9
Arizona State	5-5	0-2	0-1	0-0	0-0	0	0	2	0	0	1	16	0
Maine	6-6	1-5	1-4	0-0	0-3	3	2	1	0	2	0	31	3
Purdue	7-7	0-2	0-2	0-0	0-2	2	1	0	0	0	0	11	0
North Carolina	8-7	3-7	3-4	2-2	0-3	3	1	1	0	2	3	30	11
Stony Brook	9-7	3-4	2-3	0-0	0-0	0	1	0	1	0	3	26	8
South Carolina	10-7	1-5	1-4	0-0	0-0	0	1	1	0	0	2	23	3
Navy	11-8	3-5	2-4	0-0	0-1	1	1	1	1	0	2	28	8
Virginia Tech	12-8	1-3	1-3	0-0	0-1	1	0	1	0	0	1	11	3
Boston College	13-8	0-2	0-2	0-0	0-0	0	0	1	1	0	0	8	0
Syracuse	14-8	2-9	2-9	0-0	2-1	3	0	0	0	1	1	26	6
Florida State	15-8	3-5	3-4	0-0	0-4	4	3	1	0	0	1	32	9
Georgia Tech	16-9	3-8	3-7	0-0	0-2	2	2	1	1	3	3	32	9

## CAREER/SEASON HIGHS

Points	11 vs. North Carolina (12/8/19)
FGs	3, 5x - last at Georgia Tech (1/18/20)
3FGs	3, 3x - last at Georgia Tech (1/18/20)
FTs	2, 2x - last vs. North Carolina (12/8/19)
Rebounds	6, 2x - last vs. Vermont (11/19/19)
Assists	3 at Florida State (1/15/20)
Turnovers	2, 2x - last vs. Arizona State (11/24/19)
Blocks	1, 2x - last at Georgia Tech (1/18/20)
Steals	3 at Georgia Tech (1/18/20)
Minutes	33 vs. Columbia (11/16/19)

## CAREER STATISTICS

Year	G-GS	Min-Avg.	FG-FGA	Pct.	3FG-3FGA	Pct.	FT-FTA	Pct.	Off-Def.	Reb-Avg.	PF-DQ	Ast	TO	Blk	Stl	Pts-Avg
2019-20	16-9	379-23.7	26-82	.317	20-61	.328	4-4	1.000	3-31	34-2.1	24-0	13	14	4	12	76-4.8
<b>TOTAL</b>	<b>16-9</b>	<b>379-23.7</b>	<b>26-82</b>	<b>.317</b>	<b>20-61</b>	<b>.328</b>	<b>4-4</b>	<b>1.000</b>	<b>3-31</b>	<b>34-2.1</b>	<b>24-0</b>	<b>13</b>	<b>14</b>	<b>4</b>	<b>12</b>	<b>76-4.8</b>

## CAREER ACC STATISTICS

Year	G-GS	Min-Avg.	FG-FGA	Pct.	3FG-3FGA	Pct.	FT-FTA	Pct.	Off-Def.	Reb-Avg.	PF-DQ	Ast	TO	Blk	Stl	Pts-Avg
2019-20	7-2	152-21.7	12-38	.316	12-32	.375	2-2	1.000	2-11	13-1.9	10-0	6	7	2	6	38-5.4
<b>TOTAL</b>	<b>7-2</b>	<b>152-21.7</b>	<b>12-38</b>	<b>.316</b>	<b>12-32</b>	<b>.375</b>	<b>2-2</b>	<b>1.000</b>	<b>2-11</b>	<b>13-1.9</b>	<b>10-0</b>	<b>6</b>	<b>7</b>	<b>2</b>	<b>6</b>	<b>38-5.4</b>



# 5 JAYDEN NIXON

Guard • 6-3 • 192

Sophomore

Charlottesville, Va. • Choate Rosemary Hall (Conn.)

## 2019-20 HIGHLIGHTS

- Scored two points vs. JMU (11/10/19)
- Played career-high 10 minutes against Maine (11/27/19)

## 2019-20 GAME-BY-GAME

Opponent	GP-GS	FG	3FG	FT	O-D	Reb	A	TO	Blk	Stl	PF	Min	Pts
Syracuse	DNP												
JMU	1-0	1-2	0-1	0-0	1-0	1	0	0	0	0	1	4	2
Columbia	2-0	0-0	0-0	0-0	0-0	0	0	0	0	0	0	1	0
Vermont	DNP												
UMass	DNP												
Arizona State	DNP												
Maine	3-0	0-0	0-0	0-0	0-1	1	0	1	0	0	0	10	0
Purdue	4-0	0-0	0-0	0-0	0-1	1	0	1	0	0	0	1	0
North Carolina	DNP												
Stony Brook	DNP												
South Carolina	DNP												
Navy	DNP												
Virginia Tech	5-0	0-0	0-0	0-0	0-0	0	0	0	0	0	0	2	0
Boston College	DNP												
Syracuse	DNP												
Florida State	DNP												
Georgia Tech	DNP												

## CAREER HIGH

Points	2, 3x - last at Syracuse (3/4/19)
FGs	1, 3x - last at Syracuse (3/4/19)
3FGs	-
FTs	1, 2x - last vs. Morgan State (12/3/18)
Rebounds	3, 2x - last vs. William and Mary (12/22/18)
Assists	1 vs. Pittsburgh (3/2/19)
Turnovers	2 vs. Marshall (1/31/18)
Blocks	1, 2x - last at Syracuse (3/4/19)
Steals	1, 2x - last vs. Pittsburgh (3/2/19)
Minutes	10 vs. Maine (11/27/19)

## SEASON HIGHS

Points	2 vs. JMU (11/10/19)
FGs	1 vs. JMU (11/10/19)
3FGs	-
FTs	-
Rebounds	1, 3x - last at Purdue (12/4/19)
Assists	-
Turnovers	1, 2x - last at Purdue (12/4/19)
Blocks	-
Steals	-
Minutes	10 vs. Maine (11/27/19)



# 12 CHASE COLEMAN

Guard • 5-9 • 154

Freshman

Norfolk, Va. • Maury

## 2019-20 HIGHLIGHTS

- Made collegiate debut vs. JMU (11/10/19)
- Scored first career points, finishing with two and one steal against Columbia (11/16/19)
- Grabbed career-high two rebounds with a steal against UMass (11/23/19)
- Hit first collegiate 3-pointer for a career-high three points against Arizona State (11/24/19)
- Played career-high 11 minutes and scored two points against Maine (11/27/19)
- Played career-high 12 minutes and scored two points at Purdue (12/4/19)
- Matched career-high in points, field goals, three-point field goals, assists, and steals against Virginia Tech (1/4/20)

## 2019-20 GAME-BY-GAME

Opponent	GP-GS	FG	3FG	FT	O-D	Reb	A	TO	Blk	Stl	PF	Min	Pts
Syracuse	DNP												
JMU	1-0	0-3	0-1	0-0	0-0	0	0	0	0	0	0	7	0
Columbia	2-0	1-1	0-0	0-0	0-0	0	1	0	0	1	0	4	2
Vermont	3-0	0-0	0-0	0-0	0-0	0	0	0	0	0	1	2	0
UMass	4-0	0-0	0-0	0-0	0-2	2	0	1	0	1	1	5	0
Arizona State	5-0	1-3	1-2	0-0	0-1	1	0	0	0	0	1	5	3
Maine	6-0	1-2	0-0	0-0	0-0	0	0	0	0	0	2	11	2
Purdue	7-0	1-1	0-0	0-0	0-0	0	0	1	0	1	0	12	2
North Carolina	8-0	0-0	0-0	0-0	0-0	0	0	1	0	0	0	1	0
Stony Brook	DNP												
South Carolina	DNP												
Navy	9-0	0-0	0-0	0-0	0-0	0	0	0	0	0	0	4	0
Virginia Tech	10-0	1-1	1-1	0-0	0-1	1	1	0	0	1	0	8	3
Boston College	11-0	0-2	0-2	0-0	0-0	0	1	1	0	0	0	6	0
Syracuse	DNP												
Florida State	12-0	0-1	0-1	0-0	0-1	1	0	0	0	0	0	2	0
Georgia Tech	DNP												

## CAREER HIGHS/SEASON HIGHS

Points	3, 2x - last vs. Virginia Tech (1/4/20)
FGs	1, 5x - last vs. Virginia Tech (1/4/20)
3FGs	1, 2x - last vs. Virginia Tech (1/4/20)
FTs	-
Rebounds	2 vs. UMass (11/23/19)
Assists	1, 2x - last vs. Virginia Tech (1/4/20)
Turnovers	1, 3x - last vs. UNC (12/8/19)
Blocks	-
Steals	1, 4x - last vs. Virginia Tech (1/4/20)
Minutes	12 at Purdue (12/4/19)



# 21 KADIN SHEDRICK

Forward • 6-11 • 214  
Freshman  
Raleigh, N.C. • Holly Springs

## 2019-20 HIGHLIGHTS

### 2019-20 GAME-BY-GAME

Opponent	GP-GS	FG	3FG	FT	O-D	Reb	A	TO	Blk	Stl	PF	Min	Pts
Syracuse	DNP												
JMU	DNP												
Columbia	DNP												
Vermont	DNP												
UMass	DNP												
Arizona State	DNP												
Maine	DNP												
Purdue	DNP												
North Carolina	DNP												
Stony Brook	DNP												
South Carolina	DNP												
Navy	DNP												
Virginia Tech	DNP												
Boston College	DNP												
Syracuse	DNP												
Florida State	DNP												
Georgia Tech	DNP												

## CAREER/SEASON HIGHS

Points	-
FGs	-
3FGs	-
FTs	-
Rebounds	-
Assists	-
Turnovers	-
Blocks	-
Steals	-
Minutes	-



# 24 AUSTIN KATSTRA

Forward • 6-6 • 227  
Junior  
Charlottesville, Va. • Albemarle

## 2019-20 HIGHLIGHTS

• Had career-high five rebounds vs. JMU (11/10/19)

### 2019-20 GAME-BY-GAME

Opponent	GP-GS	FG	3FG	FT	O-D	Reb	A	TO	Blk	Stl	PF	Min	Pts
Syracuse	DNP												
JMU	1-0	0-2	0-0	0-0	0-5	5	0	0	0	0	0	3	0
Columbia	DNP												
Vermont	DNP												
UMass	DNP												
Arizona State	DNP												
Maine	DNP												
Purdue	DNP												
North Carolina	DNP												
Stony Brook	DNP												
South Carolina	DNP												
Navy	DNP												
Virginia Tech	DNP												
Boston College	DNP												
Syracuse	DNP												
Florida State	DNP												
Georgia Tech	DNP												

## CAREER

Points	3 vs. UNCG (11/10/17)
FGs	1, 4x last vs. Clemson (1/23/18)
3FGs	1 vs. Austin Peay (11/13/17)
FTs	1 vs. Hampton (12/22/17)
Rebounds	5 vs. JMU (11/10/19)
Assists	--
Turnovers	1 vs. Savannah State (12/19/17)
Blocks	-
Steals	1 vs. Austin Peay (11/13/17)
Minutes	4, 2x last vs. Savannah State (12/19/17)

## SEASON HIGHS

Points	3 vs. UNCG (11/10/17)
FGs	1, 4x last vs. Clemson (1/23/18)
3FGs	1 vs. Austin Peay (11/13/17)
FTs	1 vs. Hampton (12/22/17)
Rebounds	5 vs. JMU (11/10/19)
Assists	--
Turnovers	1 vs. Savannah State (12/19/17)
Blocks	-
Steals	1 vs. Austin Peay (11/13/17)
Minutes	4, 2x last vs. Savannah State (12/19/17)



2019-20 Virginia Basketball  
Virginia Combined Team Statistics (as of Jan 18, 2020)  
All games



RECORD:	OVERALL	HOME	AWAY	NEUTRAL
ALL GAMES	12-5	8-2	2-3	2-0
CONFERENCE	4-3	2-1	2-2	0-0
NON-CONFERENCE	8-2	6-1	0-1	2-0

#	Player	gp-gs	min	avg	Total		3-Point		F-Throw		Rebounds				pf	dq	a	to	blk	stl	pts	avg
					fg-fga	fg%	3fg-fga	3fg%	ft-fa	ft%	off	def	tot	avg								
25	Mamadi Diakite	17-17	535	31.5	83-179	.464	12-34	.353	49-66	.742	31	84	115	6.8	34	2	10	39	21	15	227	13.4
02	Braxton Key	14-12	456	32.6	58-121	.479	8-40	.200	21-36	.583	23	77	100	7.1	24	0	24	22	6	24	145	10.4
00	Kiheil Clark	17-17	624	36.7	53-151	.351	22-60	.367	39-46	.848	5	66	71	4.2	27	0	101	58	3	21	167	9.8
30	Jay Huff	17-6	416	24.5	66-110	.600	7-22	.318	15-30	.500	42	64	106	6.2	33	1	13	21	26	7	154	9.1
23	Kody Stattmann	13-10	335	25.8	24-74	.324	8-41	.195	6-9	.667	7	33	40	3.1	17	0	13	17	7	5	62	4.8
53	Tomas Woldetensae	16-9	379	23.7	26-82	.317	20-61	.328	4-4	1.000	3	31	34	2.1	24	0	13	14	4	12	76	4.8
13	Casey Morsell	17-12	414	24.4	28-115	.243	9-62	.145	9-11	.818	6	25	31	1.8	32	0	15	19	2	11	74	4.4
11	Grant Kersey	1-0	2	2.0	1-1	1.000	0-0	.000	0-0	.000	1	0	1	1.0	0	0	0	0	0	0	2	2.0
22	Francisco Caffaro	9-2	74	8.2	5-9	.556	0-0	.000	3-7	.429	6	7	13	1.4	9	0	0	5	2	2	13	1.4
04	Justin McKoy	13-0	99	7.6	5-13	.385	0-0	.000	4-6	.667	5	10	15	1.2	11	0	1	3	1	1	14	1.1
12	Chase Coleman	12-0	68	5.7	5-14	.357	2-7	.286	0-0	.000	0	5	5	0.4	5	0	3	4	0	4	12	1.0
05	Jayden Nixon	5-0	18	3.6	1-2	.500	0-1	.000	0-0	.000	1	1	2	0.4	1	0	0	2	0	0	2	0.4
24	Austin Katstra	1-0	3	3.0	0-2	.000	0-0	.000	0-0	.000	0	5	5	5.0	0	0	0	0	0	0	0	0.0
01	Matt Palumbo	1-0	2	2.0	0-1	.000	0-1	.000	0-0	.000	0	0	0	0.0	0	0	0	0	0	0	0	0.0
Team											22	32	54				10					
Total.....		17	3425		355-874	.406	88-329	.267	150-215	.698	152	440	592	34.8	217	3	193	214	72	102	948	55.8
Opponents.....		17	3425		304-853	.356	111-391	.284	123-186	.661	133	384	517	30.4	232	-	145	229	37	122	842	49.5

TEAM STATISTICS	VA	OPP	Date	Opponent	Score	Att.
SCORING	948	842	* 11/06/19	at Syracuse	w 48-34	22518
Points per game	55.8	49.5	11/10/19	JAMES MADISON	w 65-34	13524
Scoring margin	+6.2	-	11/16/19	COLUMBIA	w 60-42	13736
FIELD GOALS-ATT	355-874	304-853	11/19/19	VERMONT	w 61-55	13913
Field goal pct	.406	.356	& 11/23/19	vs Massachusetts	w 58-46	7862
3 POINT FG-ATT	88-329	111-391	& 11/24/19	vs Arizona St.	w 48-45	5822
3-point FG pct	.267	.284	11/27/19	MAINE	w 46-26	14109
3-pt FG made per game	5.2	6.5	12/04/19	at Purdue	L 40-69	14804
FREE THROWS-ATT	150-215	123-186	* 12/08/19	NORTH CAROLINA	w 56-47	14629
Free throw pct	.698	.661	12/18/19	STONY BROOK	w 56-44	13665
F-Throws made per game	8.8	7.2	12/22/19	SOUTH CAROLINA	L 59-70	14409
REBOUNDS	592	517	12/29/19	NAVY	w 65-56	14399
Rebounds per game	34.8	30.4	* 01/04/20	VIRGINIA TECH	w 65-39	14629
Rebounding margin	+4.4	-	* 01/07/20	at Boston College	L 53-60	5781
ASSISTS	193	145	* 01/11/20	SYRACUSE	Lot 55-63	14133
Assists per game	11.4	8.5	* 01/15/20	at Florida St.	L 50-54	10725
TURNOVERS	214	229	* 01/18/20	at Georgia Tech	w 63-58	7314
Turnovers per game	12.6	13.5				
Turnover margin	+0.9	-				
Assist/turnover ratio	0.9	0.6				
STEALS	102	122				
Steals per game	6.0	7.2				
BLOCKS	72	37				
Blocks per game	4.2	2.2				
ATTENDANCE	141146	74826				
Home games-Avg/Game	10-14115	5-12228				
Neutral site-Avg/Game	-	2-6842				

\* = Conference game  
& = Air Force Reserve Tip-Off Tournament

Score by Periods	1st	2nd	OT	Totals
Virginia	453	483	12	948
Opponents	396	426	20	842



2019-20 Virginia Basketball  
Virginia Combined Team Statistics (as of Jan 18, 2020)  
Conference games



RECORD:	OVERALL	HOME	AWAY	NEUTRAL
ALL GAMES	4-3	2-1	2-2	0-0
CONFERENCE	4-3	2-1	2-2	0-0
NON-CONFERENCE	0-0	0-0	0-0	0-0

##	Player	gp-gs	min	avg	Total		3-Point		F-Throw		Rebounds				pf	dq	a	to	blk	stl	pts	avg
					fg-fga	fg%	3fg-fga	3fg%	ft-fta	ft%	off	def	tot	avg								
25	Mamadi Diakite	7-7	222	31.7	32-67	.478	2-9	.222	19-24	.792	17	29	46	6.6	21	2	7	21	10	4	85	12.1
02	Braxton Key	6-6	218	36.3	28-65	.431	3-23	.130	8-15	.533	7	40	47	7.8	12	0	12	8	1	13	67	11.2
00	Kihei Clark	7-7	274	39.1	22-70	.314	8-27	.296	23-29	.793	1	29	30	4.3	9	0	43	27	0	14	75	10.7
30	Jay Huff	7-3	172	24.6	24-42	.571	1-4	.250	6-13	.462	19	28	47	6.7	18	1	5	10	9	1	55	7.9
53	Tomas Woldetensae	7-2	152	21.7	12-38	.316	12-32	.375	2-2	1.000	2	11	13	1.9	10	0	6	7	2	6	38	5.4
23	Kody Statmann	7-5	180	25.7	15-42	.357	5-23	.217	1-2	.500	4	21	25	3.6	7	0	10	9	2	1	36	5.1
22	Francisco Caffaro	3-0	27	9.0	4-6	.667	0-0	.000	2-5	.400	2	5	7	2.3	2	0	0	0	1	0	10	3.3
13	Casey Morsell	7-5	126	18.0	7-35	.200	3-19	.158	0-0	.000	3	6	9	1.3	12	0	3	5	1	4	17	2.4
04	Justin McKoy	5-0	35	7.0	0-1	.000	0-0	.000	4-6	.667	4	3	7	1.4	6	0	1	1	0	1	4	0.8
12	Chase Coleman	4-0	17	4.3	1-4	.250	1-4	.250	0-0	.000	0	2	2	0.5	0	0	2	2	0	1	3	0.8
05	Jayden Nixon	1-0	2	2.0	0-0	.000	0-0	.000	0-0	.000	0	0	0	0.0	0	0	0	0	0	0	0	0.0
Team											9	19	28				5					
Total.....		7	1425		145-370	.392	35-141	.248	65-96	.677	68	193	261	37.3	97	3	89	95	26	45	390	55.7
Opponents.....		7	1425		129-361	.357	39-151	.258	58-95	.611	57	165	222	31.7	101	-	64	90	17	52	355	50.7

TEAM STATISTICS	VA	OPP	Date	Opponent	Score	Att.
SCORING	390	355	* 11/06/19	at Syracuse	w 48-34	22518
Points per game	55.7	50.7	* 12/08/19	NORTH CAROLINA	w 56-47	14629
Scoring margin	+5.0	-	* 01/04/20	VIRGINIA TECH	w 65-39	14629
FIELD GOALS-ATT	145-370	129-361	* 01/07/20	at Boston College	L 53-60	5781
Field goal pct	.392	.357	* 01/11/20	SYRACUSE	Lot 55-63	14133
3 POINT FG-ATT	35-141	39-151	* 01/15/20	at Florida St.	L 50-54	10725
3-point FG pct	.248	.258	* 01/18/20	at Georgia Tech	w 63-58	7314
3-pt FG made per game	5.0	5.6	* = Conference game			
FREE THROWS-ATT	65-96	58-95	& = Air Force Reserve Tip-Off Tournament			
Free throw pct	.677	.611				
F-Throws made per game	9.3	8.3				
REBOUNDS	261	222				
Rebounds per game	37.3	31.7				
Rebounding margin	+5.6	-				
ASSISTS	89	64				
Assists per game	12.7	9.1				
TURNOVERS	95	90				
Turnovers per game	13.6	12.9				
Turnover margin	-0.7	-				
Assist/turnover ratio	0.9	0.7				
STEALS	45	52				
Steals per game	6.4	7.4				
BLOCKS	26	17				
Blocks per game	3.7	2.4				
ATTENDANCE	43391	46338				
Home games-Avg/Game	3-14464	4-11584				
Neutral site-Avg/Game	-	0-0				

Score by Periods	1st	2nd	OT	Totals
Virginia	182	196	12	390
Opponents	164	171	20	355





2019-20 Virginia Basketball  
Virginia Team Game-by-Game Comparison (as of Jan 18, 2020)  
All games



Opponent	1st	2nd	Score	Mar	Total FG	FG Pct	3-Pointers	3FG Pct	Free Throws	FT Pct	Rebounds	Assist	T/Over	Block	Steal	Fouls
Syracuse	25/19	23/15	48-34	+14	20-49/13-55	.408/.236	4-25/5-29	.160/.172	4-6/3-7	.667/.429	47/28 +19	14/7	16/9	4/3	4/5	7/12
JAMES MADISON	31/23	34/11	65-34	+31	26-68/12-53	.382/.226	4-25/8-31	.160/.258	9-14/2-6	.643/.333	50/36 +14	11/6	10/19	6/1	8/3	10/11
COLUMBIA	31/17	29/25	60-42	+18	24-59/16-56	.407/.286	5-15/6-21	.333/.286	7-14/4-6	.500/.667	42/36 +6	10/7	9/14	9/4	8/4	9/13
VERMONT	24/18	37/37	61-55	+6	23-49/20-52	.469/.385	8-23/12-34	.348/.353	7-11/3-3	.636/1000	30/29 +1	11/12	10/13	3/1	4/5	12/16
Massachusetts	29/24	29/22	58-46	+12	22-52/15-50	.423/.300	2-14/5-26	.143/.192	12-14/11-13	.857/.846	40/26 +14	9/4	11/11	1/0	7/5	14/14
Arizona St.	26/21	22/24	48-45	+3	18-49/17-42	.367/.405	5-16/5-19	.313/.263	7-7/6-10	1000/.600	31/26 +5	6/7	13/15	5/2	4/8	13/13
MAINE	24/14	22/12	46-26	+20	17-44/8-43	.386/.186	6-18/5-26	.333/.192	6-7/5-5	.857/1000	27/32 (5)	7/7	13/21	3/2	9/5	10/13
Purdue	17/32	23/37	40-69	(29)	16-43/24-53	.372/.453	4-24/13-25	.167/.520	4-8/8-12	.500/.667	26/31 (5)	8/13	16/7	4/1	3/12	14/10
NORTH CAROLINA	24/18	32/29	56-47	+9	16-49/17-46	.327/.370	6-17/1-14	.353/.071	18-25/12-22	.720/.545	37/32 +5	9/6	13/12	3/3	8/6	18/14
STONY BROOK	28/21	28/23	56-44	+12	21-52/17-45	.404/.378	5-16/5-21	.313/.238	9-12/5-8	.750/.625	31/29 +2	11/5	10/17	4/7	4/8	8/9
SOUTH CAROLINA	24/33	35/37	59-70	(11)	18-41/27-49	.439/.551	6-18/6-17	.333/.353	17-22/10-14	.773/.714	26/24 +2	13/10	19/13	4/2	6/14	16/20
NAVY	37/29	28/27	65-56	+9	25-47/19-49	.532/.388	8-19/7-20	.421/.350	7-10/11-14	.700/.786	28/26 +2	18/10	8/9	7/0	4/6	14/12
VIRGINIA TECH	30/17	35/22	65-39	+26	25-54/13-48	.463/.271	7-21/4-25	.333/.160	8-10/9-11	.800/.818	38/25 +13	14/6	11/13	2/0	6/7	11/12
Boston College	26/30	27/30	53-60	(7)	17-52/21-47	.327/.447	3-16/4-17	.188/.235	16-20/14-23	.800/.609	33/31 +2	10/7	10/10	3/3	7/8	18/17
SYRACUSE	20/24	23/19	55-63	(8)	21-67/20-61	.313/.328	7-31/12-30	.226/.400	6-11/11-15	.545/.733	47/44 +3	15/11	15/12	3/2	6/7	18/17
Florida St.	24/31	26/23	50-54	(4)	21-46/20-54	.457/.370	3-15/8-22	.200/.364	5-8/6-8	.625/.750	29/31 (2)	10/11	18/16	2/5	6/10	12/10
Georgia Tech	33/25	30/33	63-58	+5	25-53/25-50	.472/.500	5-16/5-14	.313/.357	8-16/3-9	.500/.333	30/31 (1)	17/16	12/18	9/1	8/9	13/19

Note: Game totals are displayed in the format TEAM/OPPONENT for each category



2019-20 Virginia Basketball  
Virginia Game-by-Game Highs (as of Jan 18, 2020)  
All games



Opponent	Date	Score	Points	Rebounds	Assists	Steals	Blocked shots
at Syracuse	11/06/19	48-34	12-Mamadi Diakite	12-Jay Huff	7-Kihe Clark	2-Braxton Key	2-Mamadi Diakite
JAMES MADISON	11/10/19	65-34	19-Mamadi Diakite	13-Mamadi Diakite	6-Kihe Clark	2-Jay Huff Kihe Clark Kody Stattmann	2-Mamadi Diakite Jay Huff
COLUMBIA	11/16/19	60-42	13-Mamadi Diakite Jay Huff	9-Braxton Key	5-Kihe Clark	2-Jay Huff	5-Jay Huff
VERMONT	11/19/19	61-55	19-Mamadi Diakite	7-Jay Huff	4-Braxton Key Kihe Clark	2-Tomas Woldetensa	1-Justin McKoy Kihe Clark Braxton Key
vs Massachusetts	11/23/19	58-46	16-Braxton Key	8-Mamadi Diakite Jay Huff	6-Kihe Clark	3-Braxton Key	1-Jay Huff
vs Arizona St.	11/24/19	48-45	19-Casey Morsell	8-Braxton Key	2-Braxton Key Kihe Clark	2-Casey Morsell	2-Mamadi Diakite Jay Huff
MAINE	11/27/19	46-26	15-Mamadi Diakite	7-Mamadi Diakite	5-Kihe Clark	3-Kihe Clark	1-Mamadi Diakite Jay Huff Francisco Caffaro
at Purdue	12/04/19	40-69	11-Jay Huff	5-Mamadi Diakite Kihe Clark	4-Kihe Clark	1-Kihe Clark Chase Coleman Mamadi Diakite	1-Mamadi Diakite Jay Huff Kody Stattmann Kihe Clark
NORTH CAROLINA	12/08/19	56-47	12-Mamadi Diakite	7-Francisco Caffaro	6-Kihe Clark	3-Kihe Clark	1-Francisco Caffaro Mamadi Diakite Kody Stattmann
STONY BROOK	12/18/19	56-44	14-Kihe Clark	7-Jay Huff	6-Kihe Clark	2-Casey Morsell	2-Mamadi Diakite
SOUTH CAROLINA	12/22/19	59-70	21-Mamadi Diakite	5-Mamadi Diakite Braxton Key Kihe Clark	7-Kihe Clark	2-Braxton Key Mamadi Diakite	2-Braxton Key Mamadi Diakite
NAVY	12/29/19	65-56	15-Braxton Key	8-Mamadi Diakite	13-Kihe Clark	3-Braxton Key	4-Jay Huff
VIRGINIA TECH	01/04/20	65-39	18-Braxton Key Kihe Clark	10-Mamadi Diakite Braxton Key	6-Kihe Clark	2-Braxton Key	1-Jay Huff Braxton Key
at Boston College	01/07/20	53-60	16-Braxton Key	8-Braxton Key	3-Kihe Clark	3-Kihe Clark	2-Mamadi Diakite
SYRACUSE	01/11/20	55-63	16-Jay Huff	11-Braxton Key	9-Kihe Clark	4-Braxton Key	2-Jay Huff
at Florida St.	01/15/20	50-54	16-Mamadi Diakite	7-Jay Huff	5-Kihe Clark	2-Mamadi Diakite Kihe Clark	2-Mamadi Diakite
at Georgia Tech	01/18/20	63-58	17-Jay Huff Mamadi Diakite	8-Jay Huff	7-Kihe Clark	3-Kihe Clark Tomas Woldetensae	6-Jay Huff



2019-20 Virginia Basketball  
Virginia Points-Rebounds-Assists (as of Jan 18, 2020)  
All games



Opponent	Date	Score		00 CLARK,KIHE	01 PALUMBO,M	02 KEY,BRAXT	04 MCKOY,JUS	05 NIXON,JAYD	11 KERSEY,GR	12 COLEMAN,C	13 MORSELL,C	22 CAFFARO,FR	23 STATTMANN,	24 KATSTRA,AU	25 DIAKITE,MA
at SU	11/06/19	48-34	w	10-11-7	DNP	7-10-2	0-0-0	DNP	DNP	DNP	3-2-1	DNP	5-3-2	DNP	12-6-1
JMU	11/10/19	65-34	w	5-3-6	0-0-0	14-10-2	4-2-0	2-1-0	2-1-0	0-0-0	0-3-1	DNP	8-2-0	0-5-0	19-13-0
CU	11/16/19	60-42	w	10-3-5	DNP	9-9-0	0-0-0	0-0-0	DNP	2-0-1	2-3-1	3-0-0	3-2-1	DNP	13-8-0
VM	11/19/19	61-55	w	15-3-4	DNP	14-6-4	0-1-0	DNP	DNP	0-0-0	2-1-1	DNP	DNP	DNP	19-6-0
vs MA	11/23/19	58-46	w	14-5-6	DNP	16-7-0	0-0-0	DNP	DNP	0-2-0	5-6-3	0-0-0	DNP	DNP	4-8-0
vs ASU	11/24/19	48-45	w	4-5-2	DNP	2-8-2	0-1-0	DNP	DNP	3-1-0	19-2-1	DNP	DNP	DNP	15-3-1
ME	11/27/19	46-26	w	9-3-5	DNP	DNP	0-3-0	0-1-0	DNP	2-0-0	4-2-0	0-0-0	DNP	DNP	15-7-0
at PU	12/04/19	40-69	L	2-5-4	DNP	DNP	6-1-0	0-0-0	DNP	2-0-0	7-4-2	0-2-0	2-2-0	DNP	10-5-0
NC	12/08/19	56-47	w	7-3-6	DNP	DNP	4-5-0	DNP	DNP	0-0-0	5-2-1	10-7-0	7-2-0	DNP	12-3-1
SB	12/18/19	56-44	w	14-5-6	DNP	0-1-0	DNP	DNP	DNP	DNP	2-0-1	0-3-0	7-4-2	DNP	13-6-1
SC	12/22/19	59-70	L	9-5-7	DNP	8-5-2	DNP	DNP	DNP	DNP	6-1-2	0-1-0	6-4-0	DNP	21-5-0
NAVY	12/29/19	65-56	w	10-4-13	DNP	15-7-2	0-0-0	DNP	DNP	0-0-0	10-0-0	DNP	0-1-0	DNP	13-8-1
VT	01/04/20	65-39	w	18-2-6	DNP	18-10-0	0-0-0	0-0-0	DNP	3-1-1	5-1-0	DNP	10-8-2	DNP	6-10-3
at BC	01/07/20	53-60	L	12-4-3	DNP	16-8-2	0-1-1	DNP	DNP	0-0-1	0-1-0	0-0-0	11-7-2	DNP	9-7-1
SU	01/11/20	55-63	L	13-6-9	DNP	7-11-1	0-1-0	DNP	DNP	DNP	0-1-1	0-0-0	0-4-4	DNP	13-8-0
at FS	01/15/20	50-54	L	8-1-5	DNP	9-2-1	DNP	DNP	DNP	0-1-0	4-1-0	DNP	0-1-0	DNP	16-6-1
at GT	01/18/20	63-58	w	7-3-7	DNP	10-6-6	DNP	DNP	DNP	DNP	0-1-0	DNP	3-0-0	DNP	17-6-0

Opponent	Date	Score		30 HUFF,JAY	53 WOLDETENS
at SU	11/06/19	48-34	w	11-12-1	0-0-0
JMU	11/10/19	65-34	w	11-7-2	DNP
CU	11/16/19	60-42	w	13-6-2	5-6-0
VM	11/19/19	61-55	w	9-7-1	2-6-1
vs MA	11/23/19	58-46	w	10-8-0	9-3-0
vs ASU	11/24/19	48-45	w	5-7-0	0-0-0
ME	11/27/19	46-26	w	13-5-0	3-3-2
at PU	12/04/19	40-69	L	11-4-1	0-2-1
NC	12/08/19	56-47	w	0-5-0	11-3-1
SB	12/18/19	56-44	w	12-7-0	8-0-1
SC	12/22/19	59-70	L	6-4-1	3-0-1
NAVY	12/29/19	65-56	w	9-4-1	8-1-1
VT	01/04/20	65-39	w	2-3-2	3-1-0
at BC	01/07/20	53-60	L	5-2-0	0-0-0
SU	01/11/20	55-63	L	16-10-0	6-3-0
at FS	01/15/20	50-54	L	4-7-0	9-4-3
at GT	01/18/20	63-58	w	17-8-2	9-2-2



# Individual Career History



## Francisco Caffaro

Season	gp-gs	min/avg	Total		3-Point		F-Throws		Rebounds				Scoring							
			fg-fga	pct	fg-fga	pct	ft-fta	pct	off	def	tot	avg	pf	fo	ast	to	blk	stl	pts	avg
2019-20	9-2	74/8.2	5-9	.556	0-0	.000	3-7	.429	6	7	13	1.4	9	0	0	5	2	2	13	1.4
TOTAL	9-2	74/8.2	5-9	.556	0-0	.000	3-7	.429	6	7	13	1.4	9	0	0	5	2	2	13	1.4

## Kihe Clark

Season	gp-gs	min/avg	Total		3-Point		F-Throws		Rebounds				Scoring							
			fg-fga	pct	fg-fga	pct	ft-fta	pct	off	def	tot	avg	pf	fo	ast	to	blk	stl	pts	avg
2018-19	38-20	1018/26.8	55-157	.350	29-85	.341	33-40	.825	16	73	89	2.3	52	0	97	39	0	28	172	4.5
2019-20	17-17	624/36.7	53-151	.351	22-60	.367	39-46	.848	5	66	71	4.2	27	0	101	58	3	21	167	9.8
TOTAL	55-37	1642/29.9	108-308	.351	51-145	.352	72-86	.837	21	139	160	2.9	79	0	198	97	3	49	339	6.2

## Chase Coleman

Season	gp-gs	min/avg	Total		3-Point		F-Throws		Rebounds				Scoring							
			fg-fga	pct	fg-fga	pct	ft-fta	pct	off	def	tot	avg	pf	fo	ast	to	blk	stl	pts	avg
2019-20	12-0	68/5.7	5-14	.357	2-7	.286	0-0	.000	0	5	5	0.4	5	0	3	4	0	4	12	1.0
TOTAL	12-0	68/5.7	5-14	.357	2-7	.286	0-0	.000	0	5	5	0.4	5	0	3	4	0	4	12	1.0

## Mamadi Diakite

Season	gp-gs	min/avg	Total		3-Point		F-Throws		Rebounds				Scoring							
			fg-fga	pct	fg-fga	pct	ft-fta	pct	off	def	tot	avg	pf	fo	ast	to	blk	stl	pts	avg
2016-17	32-1	449/14.0	50-92	.543	3-11	.273	18-33	.545	28	54	82	2.6	75	2	6	13	39	8	121	3.8
2017-18	34-0	532/15.6	75-130	.577	0-0	.000	32-41	.780	31	70	101	3.0	74	1	5	26	16	15	182	5.4
2018-19	38-22	829/21.8	121-220	.550	5-17	.294	35-50	.700	56	112	168	4.4	81	0	12	34	63	17	282	7.4
2019-20	17-17	535/31.5	83-179	.464	12-34	.353	49-66	.742	31	84	115	6.8	34	2	10	39	21	15	227	13.4
TOTAL	121-40	2345/19.4	329-621	.530	20-62	.323	134-190	.705	146	320	466	3.9	264	5	33	112	139	55	812	6.7

## Jay Huff

Season	gp-gs	min/avg	Total		3-Point		F-Throws		Rebounds				Scoring							
			fg-fga	pct	fg-fga	pct	ft-fta	pct	off	def	tot	avg	pf	fo	ast	to	blk	stl	pts	avg
2017-18	12-0	106/8.8	17-25	.680	2-7	.286	5-8	.625	6	17	23	1.9	14	1	4	4	14	1	41	3.4
2018-19	34-0	318/9.4	58-96	.604	14-31	.452	20-30	.667	19	54	73	2.1	50	0	8	17	25	8	150	4.4
2019-20	17-6	416/24.5	66-110	.600	7-22	.318	15-30	.500	42	64	106	6.2	33	1	13	21	26	7	154	9.1
TOTAL	63-6	840/13.3	141-231	.610	23-60	.383	40-68	.588	67	135	202	3.2	97	2	25	42	65	16	345	5.5

## Austin Katstra

Season	gp-gs	min/avg	Total		3-Point		F-Throws		Rebounds				Scoring							
			fg-fga	pct	fg-fga	pct	ft-fta	pct	off	def	tot	avg	pf	fo	ast	to	blk	stl	pts	avg
2017-18	10-0	19/1.9	4-7	.571	1-4	.250	1-2	.500	0	5	5	0.5	1	0	0	1	0	1	10	1.0
2018-19	11-0	29/2.6	4-10	.400	2-8	.250	0-0	.000	1	5	6	0.5	4	0	3	1	1	0	10	0.9
2019-20	1-0	3/3.0	0-2	.000	0-0	.000	0-0	.000	0	5	5	5.0	0	0	0	0	0	0	0	0.0
TOTAL	22-0	51/2.3	8-19	.421	3-12	.250	1-2	.500	1	15	16	0.7	5	0	3	2	1	1	20	0.9

## Braxton Key

Season	gp-gs	min/avg	Total		3-Point		F-Throws		Rebounds				Scoring							
			fg-fga	pct	fg-fga	pct	ft-fta	pct	off	def	tot	avg	pf	fo	ast	to	blk	stl	pts	avg
2018-19	38-6	753/19.8	74-171	.433	18-59	.305	49-67	.731	50	150	200	5.3	66	0	38	28	21	36	215	5.7
2019-20	14-12	456/32.6	58-121	.479	8-40	.200	21-36	.583	23	77	100	7.1	24	0	24	22	6	24	145	10.4
TOTAL	52-18	1209/23.3	132-292	.452	26-99	.263	70-103	.680	73	227	300	5.8	90	0	62	50	27	60	360	6.9



# Individual Career History

## Justin McKoy

Season	gp-gs	min/avg	Total		3-Point		F-Throws		Rebounds				Scoring							
			fg-fga	pct	fg-fga	pct	ft-fta	pct	off	def	tot	avg	pf	fo	ast	to	blk	stl	pts	avg
2019-20	13-0	99/7.6	5-13	.385	0-0	.000	4-6	.667	5	10	15	1.2	11	0	1	3	1	1	14	1.1
TOTAL	13-0	99/7.6	5-13	.385	0-0	.000	4-6	.667	5	10	15	1.2	11	0	1	3	1	1	14	1.1

## Casey Morsell

Season	gp-gs	min/avg	Total		3-Point		F-Throws		Rebounds				Scoring							
			fg-fga	pct	fg-fga	pct	ft-fta	pct	off	def	tot	avg	pf	fo	ast	to	blk	stl	pts	avg
2019-20	17-12	414/24.4	28-115	.243	9-62	.145	9-11	.818	6	25	31	1.8	32	0	15	19	2	11	74	4.4
TOTAL	17-12	414/24.4	28-115	.243	9-62	.145	9-11	.818	6	25	31	1.8	32	0	15	19	2	11	74	4.4

## Jayden Nixon

Season	gp-gs	min/avg	Total		3-Point		F-Throws		Rebounds				Scoring							
			fg-fga	pct	fg-fga	pct	ft-fta	pct	off	def	tot	avg	pf	fo	ast	to	blk	stl	pts	avg
2018-19	14-0	43/3.1	3-10	.300	0-3	.000	2-4	.500	3	5	8	0.6	10	0	1	4	2	2	8	0.6
2019-20	5-0	18/3.6	1-2	.500	0-1	.000	0-0	.000	1	1	2	0.4	1	0	0	2	0	0	2	0.4
TOTAL	19-0	61/3.2	4-12	.333	0-4	.000	2-4	.500	4	6	10	0.5	11	0	1	6	2	2	10	0.5

## Kody Stattmann

Season	gp-gs	min/avg	Total		3-Point		F-Throws		Rebounds				Scoring							
			fg-fga	pct	fg-fga	pct	ft-fta	pct	off	def	tot	avg	pf	fo	ast	to	blk	stl	pts	avg
2018-19	18-0	73/4.1	9-21	.429	4-15	.267	8-9	.889	2	9	11	0.6	8	0	2	5	0	1	30	1.7
2019-20	13-10	335/25.8	24-74	.324	8-41	.195	6-9	.667	7	33	40	3.1	17	0	13	17	7	5	62	4.8
TOTAL	31-10	408/13.2	33-95	.347	12-56	.214	14-18	.778	9	42	51	1.6	25	0	15	22	7	6	92	3.0

## Tomas Woldetensae

Season	gp-gs	min/avg	Total		3-Point		F-Throws		Rebounds				Scoring							
			fg-fga	pct	fg-fga	pct	ft-fta	pct	off	def	tot	avg	pf	fo	ast	to	blk	stl	pts	avg
2019-20	16-9	379/23.7	26-82	.317	20-61	.328	4-4	1.000	3	31	34	2.1	24	0	13	14	4	12	76	4.8
TOTAL	16-9	379/23.7	26-82	.317	20-61	.328	4-4	1.000	3	31	34	2.1	24	0	13	14	4	12	76	4.8