

## TABLE OF CONTENTS

Rosters.....	2-3
Head Coach Brian O'Connor.....	4-7
Associate Head Coach Kevin McMullan.....	8-9
Assistant Coach Karl Kuhn.....	10-11
Assistants Matt Kirby/Steven Proscia.....	12
Support Staff.....	13
Player Profiles.....	14-24
Allocca/Bettinger/Blakely.....	14
Casey/Clement.....	15
Cody/Coman.....	16
Comer/Donahue/Dosey/Doyle.....	17
Eikhoff/Harrington/Harrison.....	18
Haseley/Knight.....	19
Lynch/McCarthy/Murdock/Nicholson.....	20
Novak/Page/Paisley/Richardson.....	21
Roberts/Shambora/Simmons.....	22
Smith/Sousa/Sperling.....	23
Tedder/Weber/Weiller/Wilson.....	24
2016 Season Review/Statistics.....	25-30
Davenport Field at the UVA Baseball Stadium.....	31
Virginia Baseball History.....	32-33
2015 National Champions.....	34-35
2009 College World Series.....	36
2011 College World Series.....	37
2014 College World Series.....	38
NCAA Tournament History/Records.....	39-40
Year-by-Year Records/UVA Coaching History.....	41
Former Cavaliers in Professional Baseball.....	42-43
UVA in the Major League Baseball Draft.....	44
Batting Records.....	45
Pitching Records.....	46
Single-Game Records.....	47
Annual Leaders.....	48-49
Single-Season Team Records.....	50
National Awards and Honors.....	51
Postseason Awards and Honors.....	52
ACC Awards and Honors.....	53
Series Records.....	54
Year-by-Year Results.....	55-66
Game-by-Game vs ACC, 2017 Opponents.....	67-71
All-Time Letterwinners.....	72-74
University Administration/Senior Staff.....	75
Covering the Cavaliers.....	76

## SOCIAL MEDIA



@UVABaseball

## FACT BOOK CREDITS

The 2017 Virginia Baseball Fact Book was written and edited by Andy Fledderjohann with the assistance of Daniel Buckley and Colin Thielsch. Cover design by Lauren Taylor. Interior layout by Andy Fledderjohann.

Photos by John Atkins, Jim Capony, Daily Progress, Jim Carpenter, Jim Daves, Jim Davidson, Pete Emerson, Tony Farlow, Mike Gentry, Kelsey Grant, Dennis Hubbard, Pete LaFleur, Minorwhite Studios, Bruce Newman, Matt Riley, Oakland Athletics, San Francisco Giants, Seattle Mariners, Andrew Shurtleff, Paul Simpson, Kenji Takabayashi, Rodger M. Wood, Washington Nationals

On the Cover (L-R): Adam Haseley, Tommy Doyle, Ernie Clement, Pavin Smith, Robbie Coman

## BASEBALL INFORMATION

Head Coach.....	Brian O'Connor (Creighton, '93)
Career/UVA Record.....	596-223-2, .727 (14th season)
NCAA Appearances.....	13 (2004-15)
Associate Head Coach.....	Kevin McMullan
Assistant Coaches.....	Karl Kuhn, Matt Kirby
Student Assistant.....	Steven Proscia
Asst. AD for Baseball Admin.....	Justin Armistead
Baseball Administration.....	Robby Swab
Coord. of Video & Scouting.....	Mike Roberts
2016 Record.....	38-22 overall, 19-11 ACC (2nd Coastal)
2016 ACC Tournament.....	1-2
2016 Postseason.....	NCAA Charlottesville Regional (1-2)
2016 Final Rankings.....	17 (Collegiate Baseball) 21 (Baseball America, D1Baseball) 22 (NCBWA, USA Today)
Letterwinners Returning/Lost.....	21/11
Position Players Returning/Lost.....	12/6
Starting Position Players Returning/Lost.....	7/2
Pitchers Returning/Lost.....	10/5
Newcomers.....	10 (9 freshmen, 1 transfer)
Home Facility.....	Davenport Field at UVA Baseball Stadium
Capacity/Surface.....	5,025/Natural Grass
Dimensions.....	332-370-404-370-332

## PROGRAM HISTORY

NCAA Tournament Appearances.....	16 (1972, '85, '96, 2004-16)
NCAA Championships.....	1 (2015)
College World Series Appearances.....	4 (2009, '11, '14, '15)
College World Series Finals Appearances.....	2 (2014, '15)
NCAA Regional Championships.....	6 (2009, '10, '11, '13, '14, '15)
Last NCAA Regional Appearance.....	Charlottesville Regional (2016)
Last NCAA Super Regional Appearance.....	Charlottesville Super Regional (2015)
ACC Championships.....	4 (1972, '96, '09, '11)
ACC Coastal Division Championships.....	2 (2010, '11)

## UNIVERSITY INFORMATION

Location.....	Charlottesville, Va.
Founded.....	by Thomas Jefferson, 1819
Enrollment.....	21,800
President.....	Teresa A. Sullivan
Nicknames.....	Cavaliers, Wahoos, 'Hoos
Colors.....	Orange and Blue
Conference.....	Atlantic Coast
Athletics Director.....	Craig Littlepage
Senior Associate AD/SWA.....	Jane Miller
Athletics Website.....	VirginiaSports.com

## MEDIA RELATIONS

Assistant AD, Media Relations.....	Jim Daves
Main Office Phone.....	(434) 982-5500
<b>Baseball Contact.....</b>	<b>Andy Fledderjohann</b>
Office Phone.....	(434) 982-5131
Mobile Phone.....	(434) 906-0075
E-Mail.....	fledder@virginia.edu

## 2017 SCHEDULE

### FEBRUARY

Fri. 17	vs. Liberty <sup>1</sup>	Noon
Sat. 18	at The Citadel <sup>1</sup>	3 p.m.
Sun. 19	vs. Kansas <sup>1</sup>	10 a.m.
Tue. 21	<b>VMI</b>	3 p.m.
Fri. 24	<b>RUTGERS</b>	3 p.m.
Sat. 25	<b>RUTGERS</b>	1 p.m.
Sun. 26	<b>RUTGERS</b>	1 p.m.
Tue. 28	<b>WILLIAM &amp; MARY</b>	3 p.m.

### MARCH

Fri. 3	Niagara vs. La Salle	11 a.m.
Fri. 3	<b>NIAGARA</b>	3 p.m.
Sat. 4	<b>LA SALLE</b>	Noon
Sat. 4	<b>NIAGARA</b>	3 p.m.
Sun. 5	La Salle vs. Niagara	11 a.m.
Sun. 5	<b>LA SALLE</b>	2:30 p.m.
Tue. 7	at George Washington	3 p.m.
Fri. 10	at North Carolina*	6:30 p.m.
Sat. 11	at North Carolina*	2 p.m.
Sun. 12	at North Carolina*	1 p.m.
Tue. 14	<b>MONMOUTH</b>	3 p.m.
Fri. 17	at Clemson*	6:30 p.m.
Sat. 18	at Clemson*	1 p.m.
Sun. 19	at Clemson*	1 p.m.
Tue. 21	<b>TOWSON</b>	4 p.m.
Wed. 22	<b>TOWSON</b>	4 p.m.
Fri. 24	<b>DUKE*</b>	4 p.m.
Sat. 25	<b>DUKE*</b>	1 p.m.
Sun. 26	<b>DUKE*</b>	1 p.m.
Tue. 28	at VCU	7 p.m.
Fri. 31	<b>LOUISVILLE*</b>	6 p.m.

### APRIL

Sat. 1	<b>LOUISVILLE*</b>	4 p.m.
Sun. 2	<b>LOUISVILLE*</b>	1 p.m.
Tue. 4	<b>OLD DOMINION</b>	5 p.m.
Wed. 5	<b>GEORGE WASHINGTON</b>	5 p.m.
Fri. 7	<b>PITTSBURGH*</b>	6 p.m.
Sat. 8	<b>PITTSBURGH*</b>	4 p.m.
Sun. 9	<b>PITTSBURGH*</b>	1 p.m.
Tue. 11	<b>VCU</b>	6 p.m.
Thu. 13	at Virginia Tech*	5:30 p.m.
Fri. 14	at Virginia Tech*	5:30 p.m.
Sat. 15	at Virginia Tech*	1 p.m.
Tue. 18	<b>LONGWOOD</b>	6 p.m.
Wed. 19	<b>JAMES MADISON</b>	6 p.m.
Fri. 21	<b>NOTRE DAME*</b>	6 p.m.
Sat. 22	<b>NOTRE DAME*</b>	4 p.m.
Sun. 23	<b>NOTRE DAME*</b>	Noon
Tue. 25	<b>RADFORD</b>	6 p.m.
Fri. 28	at Florida State*	6 p.m.
Sat. 29	at Florida State*	6 p.m.
Sun. 30	at Florida State*	1 p.m.

### MAY

Tue. 2	<b>LIBERTY</b>	6 p.m.
Fri. 12	<b>MIAMI*</b>	6 p.m.
Sat. 13	<b>MIAMI*</b>	4 p.m.
Sun. 14	<b>MIAMI*</b>	1 p.m.
Tue. 16	<b>RICHMOND</b>	6 p.m.
Thu. 18	at Georgia Tech*	6 p.m.
Fri. 19	at Georgia Tech*	6 p.m.
Sat. 20	at Georgia Tech*	Noon
23-28	ACC Championship <sup>2</sup> (RSN/ESPN2)	

### JUNE

2-5	NCAA Regionals <sup>3</sup> (ESPN Networks)
9-12	NCAA Super Regionals <sup>3</sup> (ESPN Networks)
17-28	College World Series <sup>4</sup> (ESPN/ESPN2)

Home games in **BOLD**; \*denotes ACC games; all times Eastern; televised/webcast games in parentheses; <sup>1</sup>Charleston, S.C.; <sup>2</sup>Louisville, Ky.; <sup>3</sup>Sites TBA; <sup>4</sup>TD Ameritrade Park, Omaha, Neb. All games can be heard on VirginiaSports.com, with select games airing on WINA 1070-AM/98.9-FM; game times/dates subject to change

# 2017 VIRGINIA BASEBALL ROSTER

No.	Name	Pos.	B/T	Ht.	Wt.	Cl.	Hometown/Previous School
2	Drew Blakely	C	R/R	6-2	190	Fr.	Galesburg, Mich./Gull Lake
3	Jack Weiller	INF	L/R	6-0	185	So.	Waccabuc, N.Y./John Jay-Cross River
4	Ernie Clement	INF/OF	R/R	6-0	165	Jr.	Rochester, N.Y./Brighton
5	Caleb Knight	C	R/R	5-11	220	Jr.	Checotah, Okla./Connors State Coll./Checotah
7	Adam Haseley	OF/LHP	L/L	6-1	195	Jr.	Windermere, Fla./The First Academy
8	Robbie Coman	C/1B	R/R	6-1	200	Gr.	Lake Worth, Fla./Park Vista
9	Daniel Lynch	LHP	L/L	6-4	195	So.	Henrico, Va./Douglas Freeman
10	Pavin Smith	1B/OF	L/L	6-2	210	Jr.	Jupiter, Fla./Palm Beach Gardens
11	Bennett Sousa	LHP	L/L	6-3	210	Jr.	N. Palm Beach, Fla./The Benjamin School
12	Charlie Cody	OF/INF	R/R	6-1	190	Jr.	Chesapeake, Va./Great Bridge
13	Alec Bettinger	RHP	R/R	6-2	185	Sr.	Woodbridge, Va./Hylton
14	Derek Casey	RHP	R/R	6-1	195	Jr.	Mechanicsville, Va./Hanover
15	Riley Wilson	LHP	L/L	6-0	180	Jr.	Midlothian, Va./Cosby
16	Tommy Doyle	RHP	R/R	6-6	235	Jr.	Vienna, Va./Flint Hill
17	Jack Roberts	RHP	R/R	6-4	215	Sr.	Richmond, Va./James River
18	Justin Novak	INF/C	R/R	5-9	165	Jr.	Tokyo, Japan/American School in Japan
19	Andy Weber	INF	L/R	6-1	190	So.	Aurora, Ohio/Aurora
20	Cameron Simmons	OF	R/R	6-3	195	So.	Royersford, Pa./Spring-Ford
21	Bobby Nicholson	RHP	R/R	6-3	215	Fr.	Charlottesville, Va./St. Anne's Belfield
22	Cayman Richardson	INF	R/R	6-2	175	Fr.	Mechanicsville, Va./Hanover
23	Grant Donahue	RHP	R/R	6-1	205	So.	Berlin, Md./Decatur
27	Chesdin Harrington	RHP	R/R	6-1	190	So.	Montpelier, Va./Patrick Henry
28	Noah Murdock	RHP	R/R	6-8	170	Fr.	Colonial Heights, Va./Colonial Heights
30	Jalen Harrison	OF	R/R	6-3	210	Fr.	Palmyra, Va./St. Anne's Belfield
31	Jake McCarthy	OF	L/L	6-2	200	So.	Scranton, Pa./Scranton
32	Nate Eikhoff	INF	L/R	5-11	190	So.	Bristow, Va./Patriot
33	Jackson Tedder	LHP	R/L	6-0	180	Fr.	Beavercreek, Ohio/Beavercreek
34	Evan Sperling	RHP	R/R	6-6	215	So.	Poquoson, Va./Grafton
35	Jordan Dosey	LHP	L/L	6-6	215	Fr.	Yucaipa, Calif./Yucaipa
37	Teddy Paisley	RHP	R/R	6-0	170	Fr.	Roanoke, Va./Hidden Valley
45	Will Allocca	C/INF	R/R	6-0	200	Fr.	Richmond, Va./Collegiate
48	Hughes Page	RHP	R/R	5-10	155	Fr.	Alexandria, Va./Episcopal
53	Tyler Shambora	RHP	R/R	6-0	185	Sr.	Venice, Fla./St. Petersburg Coll./Venice
55	Cameron Comer	C/INF	L/R	6-0	180	So.	Powell, Ohio/Olentangy Liberty

**Head Coach:** 26 Brian O'Connor (Creighton '93), 14th season  
**Associate Head Coach:** 44 Kevin McMullan (Indiana-Pa. '90), 14th season  
**Assistant Coaches:** 36 Karl Kuhn (Florida '92), 14th season  
 1 Matt Kirby (William & Mary '03), sixth season  
 41 Steven Proscia, first season  
**Student Assistant:**  
**Asst. AD for Baseball Administration:** Justin Armistead (Virginia '08), second season  
**Baseball Administration:** Robby Swab (Presbyterian '13), third season  
**Coordinator of Video & Scouting:** Mike Roberts (VMI '12), third season  
**Athletic Trainer:** Brian McGuire (Slippery Rock '93), 14th season  
**Managers:** Ben Cassillo, Evan Duhon, Rachel Heacock

## ALPHABETICAL

No.	Name	Pos.
45	Allocca, Will	C/INF
13	Bettinger, Alec	RHP
2	Blakely, Drew	C
14	Casey, Derek	RHP
4	Clement, Ernie	INF/OF
12	Cody, Charlie	OF/INF
8	Coman, Robbie	C/1B
55	Comer, Cameron	C/INF
23	Donahue, Grant	RHP
35	Dosey, Jordan	LHP
16	Doyle, Tommy	RHP
32	Eikhoff, Nate	INF
27	Harrington, Chesdin	RHP
30	Harrison, Jalen	OF
7	Haseley, Adam	OF/LHP
5	Knight, Caleb	C
9	Lynch, Daniel	LHP
31	McCarthy, Jake	OF
28	Murdock, Noah	RHP
21	Nicholson, Bobby	RHP
18	Novak, Justin	INF/C
48	Page, Hughes	RHP
37	Paisley, Teddy	RHP
22	Richardson, Cayman	INF
17	Roberts, Jack	RHP
53	Shambora, Tyler	RHP
20	Simmons, Cameron	OF
10	Smith, Pavin	1B/OF
11	Sousa, Bennett	LHP
34	Sperling, Evan	RHP
33	Tedder, Jackson	LHP
19	Weber, Andy	INF
3	Weiller, Jack	INF
15	Wilson, Riley	LHP

## PRONUNCIATIONS

Allocca..... uh-LOCK-uh  
 Bettinger..... BET-inn-jur  
 Clement..... Cluh-MENT  
 Coman..... COE-mun  
 Comer..... COE-mer  
 Eikhoff..... IKE-hoff  
 Haseley..... HAYS-lee  
 Kuhn..... Kyoohn  
 Proscia..... PRO-shuh  
 Pavin Smith..... PAY-vin  
 Shambora..... Sham-BORE-uh  
 Sousa..... SOO-suh  
 Weber..... Webber  
 Weiller..... WHY-ler

## BREAKDOWN BY STATE/ PROVINCE/COUNTRY

Florida	5
Oklahoma	1
Japan	1
California	1
Michigan	1
Maryland	1
New York	2
Ohio	3
Pennsylvania	2
Virginia	17

## BREAKDOWN BY CLASS

True Freshman	10
Sophomore	10
Junior	10
Senior	3
Graduate Student	1




# TV/RADIO ROSTER



**2 DREW BLAKELY**  
C • R/R • 6-2 • 190 • Fr.  
Galesburg, Mich.  
Gull Lake



**3 JACK WEILLER**  
INF • L/R • 6-0 • 185 • So.  
Waccabuc, N.Y.  
John Jay-Cross River



**4 ERNIE CLEMENT**  
INF/OF • R/R • 6-0 • 165 • Jr.  
Rochester, N.Y.  
Brighton



**5 CALEB KNIGHT**  
C • R/R • 5-11 • 220 • Jr.  
Checotah, Okla.  
Connors State College



**7 ADAM HASELEY**  
OF/LHP • L/L • 6-1 • 195 • Jr.  
Windermere, Fla.  
The First Academy



**8 ROBBIE COMAN**  
C/1B • R/R • 6-1 • 200 • Gr.  
Lake Worth, Fla.  
Park Vista



**9 DANIEL LYNCH**  
LHP • L/L • 6-4 • 195 • So.  
Henrico, Va.  
Douglas Freeman



**10 PAVIN SMITH**  
1B/OF • L/L • 6-2 • 210 • Jr.  
Jupiter, Fla.  
Palm Beach Gardens



**11 BENNETT SOUSA**  
LHP • L/L • 6-3 • 210  
Jr. • N. Palm Beach, Fla.  
The Benjamin School



**12 CHARLIE CODY**  
OF/INF • R/R • 6-1 • 190 • Jr.  
Chesapeake, Va.  
Great Bridge



**13 ALEC BETTINGER**  
RHP • R/R • 6-2 • 185 • Sr.  
Woodbridge, Va.  
Hylton



**14 DEREK CASEY**  
RHP • R/R • 6-1 • 195 • Jr.  
Mechanicsville, Va.  
Hanover



**15 RILEY WILSON**  
LHP • L/L • 6-0 • 180 • Jr.  
Midlothian, Va.  
Cosby



**16 TOMMY DOYLE**  
RHP • R/R • 6-6 • 235 • Jr.  
Vienna, Va.  
Flint Hill



**17 JACK ROBERTS**  
RHP • R/R • 6-4 • 215 • Sr.  
Richmond, Va.  
James River




**18 JUSTIN NOVAK**  
INF/C • R/R • 5-9 • 165 • Jr.  
Tokyo, Japan  
American School in Japan



**19 ANDY WEBER**  
INF • L/R • 6-1 • 190 • So.  
Aurora, Ohio  
Aurora



**20 CAMERON SIMMONS**  
OF • R/R • 6-3 • 195 • So.  
Royersford, Pa.  
Spring-Ford



**21 BOBBY NICHOLSON**  
RHP • R/R • 6-3 • 215 • Fr.  
Charlottesville, Va.  
St. Anne's Belfield



**22 CAYMAN RICHARDSON**  
INF • R/R • 6-2 • 175 • Fr.  
Mechanicsville, Va.  
Hanover



**23 GRANT DONAHUE**  
RHP • R/R • 6-1 • 205 • So.  
Berlin, Md.  
Decatur



**27 CHESDIN HARRINGTON**  
RHP • R/R • 6-1 • 190 • So.  
Montpelier, Va.  
Patrick Henry



**28 NOAH MURDOCK**  
RHP • R/R • 6-8 • 170 • Fr.  
Colonial Heights, Va.  
Colonial Heights



**30 JALEN HARRISON**  
OF • R/R • 6-3 • 210 • Fr.  
Palmyra, Va.  
St. Anne's Belfield



**31 JAKE MCCARTHY**  
OF • L/L • 6-2 • 200 • So.  
Scranton, Pa.  
Scranton



**32 NATE EIKHOFF**  
INF • L/R • 5-11 • 190 • So.  
Bristow, Va.  
Patriot



**33 JACKSON TEDDER**  
LHP • R/L • 6-0 • 180 • Fr.  
Beavercreek, Ohio  
Beavercreek



**34 EVAN SPERRING**  
RHP • R/R • 6-6 • 215 • So.  
Poquoson, Va.  
Grafton



**35 JORDAN DOSEY**  
LHP • L/L • 6-6 • 215 • Fr.  
Yucaipa, Calif.  
Yucaipa



**37 TEDDY PAISLEY**  
RHP • R/R • 6-0 • 170 • Fr.  
Roanoke, Va.  
Hidden Valley



**45 WILL ALLOCCA**  
C/INF • R/R • 6-0 • 200 • Fr.  
Richmond, Va.  
Collegiate



**48 HUGHES PAGE**  
RHP • R/R • 5-10 • 155 • Fr.  
Alexandria, Va.  
Episcopal



**53 TYLER SHAMBORA**  
RHP • R/R • 6-0 • 185 • Sr.  
Venice, Fla.  
St. Petersburg College/  
Venice



**55 CAMERON COMER**  
C/INF • L/R • 6-0 • 180 • So.  
Powell, Ohio  
Olentangy Liberty



**BRIAN O'CONNOR**  
Head Coach  
14th Season



**KEVIN MCMULLAN**  
Associate Head Coach  
14th Season



**KARL KUHN**  
Assistant Coach  
14th Season




**MATT KIRBY**  
Assistant Coach  
Sixth Season



**STEVEN PROSCIA**  
Student Assistant  
First Season



**BRIAN MCGUIRE**  
Athletic Trainer  
14th Season



**JUSTIN ARMISTEAD**  
Asst AD, Baseball Admin.  
Second Season



**MIKE ROBERTS**  
Coord. Video & Scouting  
Third Season



**ROBBY SWAB**  
Baseball Administration  
Third Season





# BRIAN O'CONNOR

HEAD COACH | 14th SEASON [@UVAcoachOConnor](#)

After leading the Virginia baseball program to its first NCAA Championship in 2015, five-time ACC Coach of the Year and three-time national coach of the year Brian O'Connor reached yet another new level of success with the Cavaliers. Now in his 14th season as head coach of the Cavaliers, O'Connor has built his program into a college baseball powerhouse and turned Virginia Baseball into a national brand.

The numbers during O'Connor's first 13 years are staggering:

- 2015 National Champions (first in program history)
- Four College World Series appearances and two CWS Finals berths
- 13 straight NCAA tournament appearances
- Seven NCAA regional championships
- Two ACC championships
- Four 50-win seasons
- 596 wins, including an NCAA-best 331 wins this decade

O'Connor enters the 2017 season with a career record of 596-223-2 and a 244-133-1 record in ACC play after guiding Virginia to the program's 13th-consecutive NCAA tournament appearances. Virginia is one of just five programs in the nation to earn a berth in the NCAA tournament in each of the last 13 seasons. This success has led to record crowds, excitement and national exposure for Virginia Baseball, highlighted by the Cavaliers' national championship in 2015.

O'Connor boasts the third-highest winning percentage of all current head coaches in Division I baseball (72.7 percent). A three-time National Coach of the Year, O'Connor is the second fastest ACC coach to reach 500 career wins. He ranks 10th in ACC history with 596 career wins, eighth with 244 career ACC victories and sixth with 47 career NCAA tournament wins.

His UVA teams have racked up 10 40-win seasons and played host to nine NCAA regionals and five NCAA super regionals. Since 2009, UVA owns 41 NCAA tournament wins -- second most in the nation.

Cavalier fans have flocked to UVA's Davenport Field in increasing, record numbers during the O'Connor tenure, prompting several stadium expansions to push the stadium seating capacity over 5,000 in order to meet the rapidly intensifying demand, and with more expansion and renovations in the works for future seasons. Virginia has ranked among the top 20 nationally in attendance in each of the last seven seasons, including a program-best 142,496 fans in 2014 as UVA finished 11th in attendance. More than 110,000 fans have passed through the Davenport Field turnstiles in six of the last seven years.

UVA has ranked among the top 40 in the nation in total home attendance and average home attendance in all 13 years of O'Connor's tenure. Virginia is planning a major expansion for Davenport Field following the 2017 season to keep the facility among the elite in college baseball.

O'Connor was named the National Coach of the Year in 2015 by the ABCA, Baseball America, Collegiate Baseball, D1Baseball and Perfect Game, marking the third year he has earned such an honor. He was tabbed the 2009 NCBWA and CollegeBaseballInsider.com National Coach of the Year and also was named the 2006 College Baseball Foundation Coach of the Year. He is a five-time recipient of ABCA Atlantic Region Coach of the Year laurels (2004, 2009, 2011, 2014, 2015) and five-time ACC Coach of the Year honoree (2004, 2010, 2011, 2013, 2014).

Sixty-nine of O'Connor's Virginia players have been selected in the Major League Baseball First-Year Player Draft, including 42 in the last seven years. Left-handed pitcher Danny Hultzen was taken second overall in the 2011 MLB Draft by the Seattle Mariners, marking UVA's highest draft pick ever. Three Cavaliers were selected in the first round in 2014, the most of any program in the country.

Fourteen former Cavaliers have reached the major leagues after playing for O'Connor, highlighted by Washington Nationals' all-star and Gold Glove third baseman Ryan Zimmerman. For the second straight year, a program-record

**No current college baseball coaching staff has been together longer than Virginia's trio of Brian O'Connor, Kevin McMullan and Karl Kuhn (14 seasons).**

11 former Cavaliers played in Major League Baseball in 2016.

Mark Reynolds (Arizona), Joe Koshansky (Colorado), Brandon Guyer (Tampa Bay), Michael Schwimer (Toronto), Mike Ballard (Baltimore), Sean Doolittle (Oakland), David Adams (New York Yankees), Phil Gosselin (Atlanta), Kyle Crockett (Cleveland), Chris Taylor (Seattle), Jarrett Parker (San Francisco), Tyler Wilson (Baltimore) and John Hicks (Seattle) also have made it to baseball's highest level after playing under O'Connor while at UVA.

In 2005 Zimmerman went on to make one of the quickest jumps ever to the major leagues - two months - and in 2009 became the first former Cavalier to play in the MLB All-Star Game. In 2014 Crockett became the first player from the 2013 MLB Draft to reach the big leagues. Doolittle became the first former Cavalier pitcher to appear in the MLB All-Star Game in 2014.

Sixty-two Virginia players have nabbed All-ACC honors under O'Connor, including a league-high 44 over the last seven seasons. Joe Koshansky (2004) and Sean Doolittle (2006) each were named ACC Player of the Year. Danny Hultzen earned ACC Pitcher of the Year honors in 2010 and 2011, while Nathan Kirby claimed the distinction in 2014. In 2009 Hultzen was tabbed ACC Freshman of the Year, and Joe McCarthy earned the award in 2013.

During O'Connor's tenure, Virginia players have garnered 24 All-America honors, including Hultzen, who was a three-time First-Team All-American, and Doolittle, Papi and Matt Thaiss,



each of whom was a two-time All-American. In addition, 15 Cavaliers have claimed Freshman All-America distinctions. Since 2005-06, every Virginia recruiting class that has completed its eligibility has played in at least one College World Series.

Zimmerman, Doolittle, Thompson, Branden Kline and Thaiss each played on USA Baseball national teams. Zimmerman led the U.S. to the gold medal at the World University Games in 2004, and Doolittle helped the Americans to a gold medal in 2006. Thompson notched a silver medal with Team USA at the 2007 Pan American Games. Kline was a member of the 2011 Collegiate National Team. Thaiss competed on the 2015 team.

The Cavaliers also have become a fixture in the national polls, highlighted by UVA's first-ever No. 1 ranking in 2010. Virginia was ranked No. 1 by Baseball America for 12 weeks during the 2010 season and for a dozen more weeks in 2011. UVA reached the top of the polls again in 2014, spending 13 weeks at No. 1, and in 2015.

Virginia has succeeded in the classroom as well. In 2011 the UVA baseball program earned a public recognition award from the NCAA for its multi-year Academic Progress Rate scores. The APR provides a clear picture of the academic culture in each sport. Hultzen was a Capital One First-Team Academic All-American in 2011, while Tyler Wilson was the winner of the esteemed Lowe's Senior CLASS Award for Baseball in 2011.

O'Connor stresses the importance of pitching, defense and fundamentals. UVA teams have thrived in the pitching game, with the Cavaliers posting the second lowest ERA in the country since 2005 (3.17). Virginia has ranked in the top 20 nationally in ERA in nine of O'Connor's 13 seasons, including six top-three marks. The 2011 team led the nation with a 2.24 ERA, while the 2014 squad was second nationally at 2.23.

Defensively, the Cavaliers also have shined under O'Connor. UVA owns the best fielding percentage in the ACC since his arrival in 2004 (.973). Eight of his teams have ranked among the nation's top 40 in fielding percentage. The 2014 Cavaliers set the program record for fielding percentage with a .981 mark, which ranked fourth nationally.

## YEAR-BY-YEAR

Virginia reached its 13th straight NCAA tournament in 2016 while hosting its ninth regional in the last 13 seasons. Three Cavaliers earned All-America honors: RHP Connor Jones, catcher Matt Thaiss and two-way standout Adam Haseley. After a slow start to the season, UVA caught fire in the back half of the ACC schedule, including a series win at then-No. 1 ranked Miami. Thaiss was UVA's fifth first-round MLB Draft pick in the last three seasons, while Jones (second round) and shortstop Daniel Pinero (ninth) also were chosen in the draft.



## UVA COACHING HIGHLIGHTS

- Led Virginia to 2015 NCAA Championship (one of 12 active coaches to win NCAA title)
- Ranks 18th in career win percentage in NCAA Division I history (No. 3 among active coaches)
- 596 wins in 13 years at UVA (average of 45.8 per season), including NCAA-best 56 wins in 2011
- Holds UVA coaching records for wins, ACC wins (244) and NCAA Tournament wins (47)
- Three-Time National Coach of Year (2006, '09, '15)
- Five-time ACC Coach of the Year (2004, '10, '11, '12, '14)
- Four NCAA College World Series appearances
- 13 straight NCAA Regional appearances, hosting nine as No. 1 seed in Charlottesville
- National seed in NCAA Tournament four times in last seven years
- Six NCAA Regional and four Super Regional championships
- Two-time ACC Champions (2009, 2011) and ACC regular-season champions (2010, 2011)
- 10 40-win seasons (at least 38 in every season)
- 372-88 home record (.808)
- 10th in ACC history in career wins and eighth in ACC wins and NCAA tournament wins
- 10 top-three finishes in one of the nation's toughest conferences
- 62 All-ACC selections, including three ACC Pitchers of the Year, two ACC Players of the Year and two ACC Freshmen of the Year
- 22 All-America selections and 15 Freshman All-Americans
- 69 players selected in the MLB Draft and 14 former Cavaliers in Major League Baseball

### O'CONNOR'S MILESTONE WINS

No.	Date	Opponent	Score
1	Feb. 13, 2004	at N.C. A&T	10-7
100	March 12, 2006	at Georgia Tech	6-3
200	March 30, 2008	Virginia Tech	2-1
300	April 27, 2010	Coastal Carolina	6-3
400	April 26, 2012	at VCU	7-5
500	May 11, 2014	Georgia Tech	4-3
558 <sup>^</sup>	June 24, 2015	vs. Vanderbilt	4-2
595*	May 28, 2016	vs. Louisville	7-2

<sup>^</sup>National Championship; \*Program Wins Record

After sustaining success throughout the O'Connor tenure, Virginia reached college baseball's summit in 2015 with the program's first national championship. As a No. 3 regional seed, UVA made a dramatic run to Omaha, capped by winning two of three games against Florida before ousting Vanderbilt in three games in the CWS Finals. The Cavaliers battled through a tumultuous, injury-riddled regular season, but caught fire in the postseason, winning the Lake Elsinore (Calif.) Regional before coming home to defeat Maryland twice to win the Charlottesville Super Regional. Despite numerous setbacks throughout the season, Virginia kept battling, and that never-say-die attitude was never more evident than in the postseason: UVA scored the go-ahead run in the fifth inning or later in each of their 10 postseason wins, including each of their five wins in the CWS.

Virginia had one of the best years in program history in 2014, culminating with the program's first trip to the College World Series Finals. UVA posted a 53-16 record - its fourth 50-win season in the last five years - and won the Charlottesville Regional and Super Regional en route to its third trip to Omaha in the last six seasons. As the tournament's No. 3 national seed, UVA won four games at the CWS in reaching the CWS championship game. Nathan Kirby earned First-Team All-America honors and was tabbed the Co-ACC Pitcher of the Year; he also was one of a record eight Cavaliers named to the All-ACC Team.

Pitching and defense propelled the Cavaliers, as UVA recorded the second-lowest ERA in program history (2.23) and the best fielding percentage in the school annals (.981). UVA ranked second nationally in ERA and fourth in fielding. Nick Howard set an ACC record with 20 saves and then was selected in the first round of the MLB Draft, one of eight Cavaliers to be drafted in 2014. Howard and Mike Papi joined Kirby as 2014 All-Americans.

Virginia went 50-12 in 2013 while playing host to an NCAA regional and super regional. UVA led the ACC in batting (.314) and ranked second nationally in runs (489) and third in scoring (7.9). Papi was named a First-Team All-American while becoming UVA's first ACC batting champion since 1981. Kyle Crockett was tabbed a Third-Team All-American and finished his career with the second-lowest ERA in UVA history (1.98). Outfielder Joe McCarthy posted the highest batting average for a UVA freshman in 29 years and was tabbed the ACC Freshman of the Year and a Freshman All-American; he also was one of a league-high six Cavaliers on the All-ACC Team.

UVA played host to a regional in 2012, going 39-19-1 and earning a second-place finish in the ACC Coastal Division. Branden Kline, Justin Thompson and Keith Werman each were named to the All-ACC team, while Derek Fisher was a unanimous selection as a freshman All-American.

Virginia set a program record with 56 victories in 2011, earning the No. 1 national seed in the NCAA Tournament and advancing

to its second College World Series while winning ACC Tournament and Coastal Division championships. UVA went 56-12 and won its third straight NCAA regional title before taking the super regional against UC Irvine after a dramatic ninth-inning rally in Game 3. The Cavaliers posted two wins at the CWS before eventual national champion South Carolina eliminated UVA in a 13-inning contest.


While UVA's pitching staff ranked first nationally in ERA, the Cavaliers recorded a .978 fielding percentage - at the time, a school record - and ranked among the top 20 nationally in batting. Seven Cavaliers were named All-ACC, with four claiming All-America honors -Hultzen, Kline, John Hicks and Will Roberts. The fan base continued to rally around the team as UVA averaged a program-best 3,298 fans per game (125,355 total).

In 2010, the Cavaliers posted a 51-14 record, setting a then-school record for wins in a season as well as ACC wins in a year (23). Record crowds packed Davenport Field, leading to seating expansions on three separate occasions. Virginia averaged 3,148 fans per game, shattering the previous record by nearly 1,400 fans per game.

Virginia also earned its first-ever No. 1 national ranking in 2010 and held that distinction for 12 weeks during the season. The Cavaliers were a national seed in the NCAA tournament for the first time, with a No. 5 seed. UVA led the conference in batting (.331) for the second straight year and set school records in runs (525), doubles (160), triples (32) and total bases (1166). The Cavaliers also finished seventh nationally in fielding percentage with a then-school record mark of .977. In addition, seven Cavaliers were named to the All-ACC team, while Kevin Arico, Hultzen and Phil Gosselin also earned All-America honors.

In 2009, O'Connor guided Virginia to the program's first College World Series berth while capturing the school's third ACC championship and first regional and super regional crowns on the road to Omaha. Despite featuring a team with 23 underclassmen, the Cavaliers set 11 team records, including hits (767), runs (507) and strikeouts (593), while posting a 49-15-1 mark. Five players earned first-team All-ACC honors, with Hultzen and Parker each gleaning All-America laurels.

After a strong regular season, Virginia caught fire in the postseason, winning the ACC Baseball Championship with four wins in as many days. UVA then traveled to the NCAA Irvine Regional and impressively topped San Diego State and soon-to-be MLB No. 1 draft pick Stephen Strasburg before shutting down top-ranked UC Irvine twice on its home field to win the regional crown. The next week, the Cavaliers rebounded from an opening-game loss to Ole Miss to win the final two contests of the NCAA Oxford Super Regional in front of hostile crowds to take the super regional title and earn a berth in the College World Series at Rosenblatt Stadium.



## BRIAN O'CONNOR

**Born:** April 21, 1971, in Omaha, Neb.

**High School:** 1989 graduate of Saint Albert HS in Council Bluffs, Iowa

**College:** Bachelor's degree in marketing from Creighton University in 1993

**Coaching Career:** Assistant Coach at Creighton (1993-94), Assistant Coach at Notre Dame (1994-2001), Associate Head Coach at Notre Dame (2001-03), Head Coach at Virginia (2004-present)

**Personal:** Married to the former Cindy Petratis of Council Bluffs, Iowa. The couple has two daughters, Ellie and Maggie, and a son, Dillon.



While UVA advanced to the College World Series for the first time in 2009, the process of reaching Omaha started six years prior. O'Connor was named the head baseball coach at Virginia on July 8, 2003, and he and his staff wasted no time in propelling the program to new heights.

In O'Connor's first season as head coach, the Cavaliers recorded a 44-15 overall record, 18-6 mark in the ACC and second-place ACC finish. The 18 wins were the most ever by a Cavalier team in league play at the time, and for the first time in school history, Virginia played host to an NCAA regional. Virginia swept five three-game series over conference foes, including a three-game sweep over Georgia Tech in Atlanta for the first time in school history. The Cavaliers also swept Clemson in three games for the first time since 1972.

UVA racked up another 40-win season in 2005, going 41-20 overall and 14-14 in the ACC. As the No. 7 seed in the ACC tournament, the Cavaliers went to the championship by knocking off three ranked opponents, including two wins over Clemson and a triumph over NC State. UVA posted nine wins over ranked opponents, including a three-game sweep of No. 4 Georgia Tech, which was UVA's second straight regular-season sweep of the Yellow Jackets. The Cavaliers led the ACC in team ERA (2.74) for the second straight year.

O'Connor's 2006 squad set a then-school record with 47 wins on its way to a 47-15 mark, including 21 conference wins. UVA finished third overall in the ACC and just one game behind division champion North Carolina while playing host to an NCAA Regional. Four players were named All-ACC, led by Doolittle, who was the ACC Player of the Year. Four Cavalier freshmen were named Freshman All-Americans, tied for the most in the nation.

In 2007, Virginia boasted a 45-16 record and 19-9 mark in the ACC en route to a second-place finish in the ACC Coastal Division. The Cavaliers played host to an NCAA Regional and bowed out in the championship to eventual national champion Oregon State. Five Cavaliers earned All-ACC honors, while Jacob Thompson was a consensus first-team All-American and Doolittle earned second-team All-America laurels. UVA led the league and was third in the nation in ERA (2.81), led by Thompson with a league-best 1.50 mark. The Cavaliers also posted series wins at then No. 1-North Carolina and Clemson - UVA's first series win ever at Clemson.

In 2008, Virginia reached the ACC Championship game and earned a fifth straight NCAA Regional bid. The Cavaliers went 39-23 overall and 15-15 in the ACC, and steadily improved throughout the season, catching fire in the ACC Baseball Championship, where they defeated No. 1 North Carolina and No. 4 Florida State in successive games. Michael Schwimer earned All-America honors, while Greg Miclat and Pat McAnaney nabbed all-conference laurels.



## PRIOR TO VIRGINIA

O'Connor brought a wealth of baseball experience to Charlottesville when he arrived. He came to Virginia after spending nine seasons at Notre Dame (1995-2003) under current LSU coach Paul Mainieri, for whom he served as an assistant coach from 1995-2001 before earning a promotion to associate head coach in 2001. O'Connor was named the 2001 National Assistant Coach of the Year by the American Baseball Coaches Association and Baseball America and was AFLAC National Assistant Coach of the Year in 2003.

While at Notre Dame, O'Connor worked with the Fighting Irish pitchers and served as the program's recruiting coordinator. As Notre Dame's recruiting coordinator, he led the effort that landed a nine-member group ranked as the No. 1 recruiting class in the country in 2001, as well as the sixth-ranked recruiting class in 2003 according to Baseball America.

During O'Connor's nine years at Notre Dame, the Irish compiled an overall record of 399-160-1 (.713), won six conference championships and made six trips to the NCAA Tournament. His last three Notre Dame teams were among the most successful in the school's history. The Irish compiled an overall record of 45-18 in 2003, won the Big East Conference Championship and advanced to the NCAA tournament. In 2002, Notre Dame had an overall record of 50-18, won the Big East Championship and advanced to the College World Series. The 2001 Irish team was 49-13-1, ranked No. 1 in the nation at midseason and played in the NCAA tournament.

O'Connor, who pitched on Creighton's 1991 College World Series team, tutored 17 eventual professional baseball pitchers, including 13 Major League Draft selections, at Notre Dame. He has a proven track record of developing pitchers into top-level prospects, including a pair of first-round selections - Brad Lidge in 1998 and Aaron Heilman in 2001 - who were not drafted in the first 40 rounds coming out of high school (Lidge was a 42nd-round pick, Heilman a 55th-rounder).

## PERSONAL

A native of Council Bluffs, Iowa, O'Connor is a 1993 graduate of Creighton University. As a pitcher on the Creighton baseball team under then-CU head coach and former Chicago Cubs general manager Jim Hendry, O'Connor posted a career record of 20-13 with seven saves and a 3.78 ERA. After graduating with a bachelor's degree in marketing, O'Connor was selected in the 29th round of the Major League Baseball draft by the Philadelphia Phillies. He notched a 4-2 record with a 4.03 ERA for Martinsville (Va.) of the Appalachian Class-A League in 1993 before accepting a position as pitching coach at Creighton.

O'Connor is married to the former Cindy Petratis. The couple has three children - two daughters, Ellie and Maggie, and a son, Dillon.

# BRIAN O'CONNOR BY THE NUMBERS

## CAREER RECORD

Year	School	Overall Record	ACC Record	ACC Finish	Postseason
2004	Virginia	44-15	18-6	2nd	NCAA Regional
2005	Virginia	41-20	14-14	7th	NCAA Regional
2006	Virginia	47-15	21-9	3rd	NCAA Regional
2007	Virginia	45-16	19-9	2nd*	NCAA Regional
2008	Virginia	39-23	15-15	4th*	NCAA Regional
2009	Virginia	49-15-1	16-11-1	4th*	College World Series
2010	Virginia	51-14	23-7	1st*	NCAA Super Regional
2011	Virginia	56-12	22-8	1st*	College World Series
2012	Virginia	39-19-1	18-12	2nd*	NCAA Regional
2013	Virginia	50-12	22-8	2nd*	NCAA Super Regional
2014	Virginia	53-16	22-8	2nd*	NCAA CWS Finals
2015	Virginia	44-24	15-15	2nd*	NCAA Champions
2016	Virginia	38-22	19-11	2nd*	NCAA Regional
<b>Career</b>	<b>13 years</b>	<b>596-223-2 (.727)</b>	<b>244-133-1 (.647)</b>		

\*Coastal Division

## COACHES TO REACH 13 STRAIGHT NCAA TOURNAMENTS TO START CAREER AT SCHOOL (ALL-TIME)

Mike Martin	Florida State	1980-2016 (37 seasons)*
Jim Morris	Miami	1994-2016 (23 seasons)*
Dave Van Horn	Arkansas	2002-15 (14 seasons)
Jack Leggett	Clemson	1994-2007 (14 seasons)
<b>Brian O'Connor</b>	<b>Virginia</b>	<b>2004-16 (13 seasons)*</b>

\*active streak

## SCHOOLS TO REACH LAST 13 NCAA TOURNAMENTS

Cal State Fullerton	Rice
Florida State	<b>Virginia</b>
Miami (Fla.)	

## O'CONNOR VS. OPPONENTS

Appalachian State ..... 1-1	High Point ..... 1-0	Princeton ..... 2-1
Arkansas ..... 3-1	James Madison ..... 14-1-1	Quinnipiac ..... 0-1
Arkansas State ..... 1-0	Kent State ..... 1-0	Radford ..... 8-1
Army ..... 2-0	Kentucky ..... 0-1	Rhode Island ..... 3-0
Auburn ..... 1-0	Lafayette ..... 1-0	Richmond ..... 12-0
Boston College ..... 20-5	La Salle ..... 1-0	Rider ..... 3-0
Brown ..... 2-0	Lehigh ..... 5-0	Rutgers ..... 0-0
Bucknell ..... 13-0	Liberty ..... 11-1	Saint Peter's ..... 1-0
Cal State Fullerton ..... 1-1	Longwood ..... 8-0	San Diego State ..... 2-0
California ..... 2-0	Louisville ..... 2-5	Seton Hall ..... 5-1
Canisius ..... 1-0	LSU ..... 0-1	Siena ..... 2-0
Central Connecticut .. 3-0	Marist ..... 8-0	South Carolina ..... 0-3
Clemson ..... 25-7	Marshall ..... 4-0	Southern California... 2-0
Coastal Carolina ..... 4-4	Maryland ..... 31-5	St. John's ..... 4-1
Coppin State ..... 4-0	Md.-Eastern Shore ..... 5-0	St. Joseph's ..... 3-0
Coll. of Charleston .... 0-1	Miami (Fla.) ..... 23-19	Stony Brook ..... 3-1
Cornell ..... 5-0	Mississippi ..... 5-1	TCU ..... 1-0
Dartmouth ..... 2-0	Mississippi State ..... 0-2	The Citadel ..... 1-0
Dayton ..... 1-0	Monmouth ..... 8-1	Toledo ..... 3-0
Delaware ..... 4-0	Mount St. Mary's ..... 2-0	Towson ..... 17-1
Duke ..... 31-10	Navy ..... 3-0	UAB ..... 1-0
East Carolina ..... 14-5	Niagara ..... 2-0	UC Irvine ..... 4-1
Elon ..... 3-0	Norfolk State ..... 4-0	UCLA ..... 0-1
Evansville ..... 0-1	North Carolina ..... 23-22	UNC Greensboro ..... 1-0
Florida ..... 2-1	North Carolina A&T ... 4-0	UNC Wilmington ..... 3-1
Florida State ..... 19-18	NC State ..... 17-24	Vanderbilt ..... 3-4
Fordham ..... 4-1	North Florida ..... 1-0	VCU ..... 15-2
Gardner-Webb ..... 1-0	Notre Dame ..... 3-1	VMI ..... 10-4
George Mason ..... 5-0	Ohio State ..... 0-1	Virginia Tech ..... 25-10
George Washington .. 11-1	Old Dominion ..... 6-7	Wagner ..... 3-0
Georgetown ..... 4-1	Oklahoma ..... 1-3	Wake Forest ..... 21-11
Georgia Tech ..... 27-16-1	Oregon State ..... 1-2	William & Mary ..... 14-2
Hartford ..... 1-0	Penn State ..... 1-1	Wright State ..... 1-2
Harvard ..... 2-0	Pittsburgh ..... 7-2	Yale ..... 2-0



# KEVIN McMULLAN

ASSOCIATE HEAD COACH | 14th SEASON  @Kevin44McMullan

In his 14th season at Virginia and 10th as associate head coach, Kevin McMullan serves as Virginia's recruiting coordinator and hitting coach and works defensively with the Cavaliers' infielders and catchers. He is known as one of the top recruiters and developers of players in the country.

In a November 2012 poll of 70 Division I head coaches by Baseball America, McMullan was named the top assistant coach in college baseball.

The 2009 National Assistant Coach of the Year, McMullan has helped guide Virginia to 596 wins in his 13 seasons, an average of over 45 wins per season. Virginia is one of just five programs to reach each of the last 13 NCAA tournaments.

Virginia advanced to its first College World Series in 2009, setting off a remarkable stretch with UVA racking up 380 wins in the last seven years. UVA owns the most wins in the nation in this decade and reached the pinnacle of college baseball in 2015 as the Cavaliers earned their first NCAA national championship.

In this period UVA has made four trips to the College World Series and won six NCAA Regional championships, two ACC tournament titles and two ACC Coastal Division crowns. UVA has racked up four 50-win seasons since 2010 and also has reached the top of the national polls during four of those seasons.

Virginia has led the ACC and in batting over the last eight years combined. The Cavaliers own a .303 team batting average during that span and led the conference in batting in 2009, 2010 and 2013.

Defensively, the Cavaliers also have shined under McMullan, and UVA owns the highest fielding percentage in the ACC since his arrival in 2004 (.974). Eight of the 12 UVA teams have ranked among the nation's top 40 in fielding percentage. The 2014 team set a program record with a .981 fielding percentage, marking the ninth time in McMullan's tenure the Cavaliers have eclipsed the .970 mark in fielding.

In 22 years as a college coach, McMullan has had over 80 players signed by professional organizations. Thirty-eight of his Virginia position players have been selected in the Major League Baseball First-Year Player Draft, including nine who

have reached the big leagues: Ryan Zimmerman (Washington), Mark Reynolds (Milwaukee), Joe Koshansky (Colorado), Brandon Guyer (Tampa Bay), Sean Doolittle (Oakland), David Adams (New York Yankees), Chris Taylor (Seattle), Phil Gosselin (Atlanta), Jarrett Parker (San Francisco) and John Hicks (Seattle).

Zimmerman took just two months to jump to the major leagues and was selected as a National League All-Star in 2009, becoming the first former Cavalier to appear in the MLB All-Star Game. He also earned a Gold Glove Award in 2009 and was a Silver Slugger Award winner in 2009 and 2010. Doolittle earned an American League All-Star nod in 2014. McMullan also was vital in development of the Washington Nationals' Chad Tracy (1B-3B) while coaching him at East Carolina.

## YEAR-BY-YEAR

Virginia reached its 13th straight NCAA tournament in 2016 while hosting its ninth regional in the last 13 seasons. Catcher Matt Thaiss was an All-American for the second straight year and led the team with a .375 batting average, while two-way standout Adam Haseley also earned All-America honors. Ernie Clement led UVA with 92 hits (third most in program history) as UVA finished third in the ACC with a .304 team batting average. After the season Thaiss was a first-round MLB Draft selection, while Daniel Pinero was picked in the ninth round.

After sustaining success throughout the McMullan tenure, Virginia reached college baseball's summit in 2015 with the program's first national championship. As a No. 3 regional seed, UVA made a dramatic run to Omaha, capped by winning two of three games against Florida before ousting Vanderbilt in three games in the CWS Finals, UVA's second straight trip to the finals. The Cavaliers battled through a tumultuous, injury-riddled regular season, but caught fire in the postseason, winning the Lake Elsinore (Calif.) Regional before coming home to defeat Maryland twice to win the Charlottesville Super Regional. Despite numerous setbacks through-

## ACC Batting Since 2009

1. Virginia ..... .303
2. Georgia Tech ..... .300
3. North Carolina ..... .290

## ACC Fielding Since 2004

1. Virginia ..... .973
2. North Carolina ..... .969
3. Duke ..... .968

out the season, Virginia kept battling, and that never-say-die attitude was never more evident than in the postseason: UVA scored the go-ahead run in the fifth inning or later in each of their 10 postseason wins.

Virginia had one of the best years in program history in 2014, culminating with the program's first trip to the College World Series Finals. UVA posted a 53-16 record - its fourth 50-win season in the last five years - and won the Charlottesville Regional and Super Regional en route to its third trip to Omaha in the last six seasons. As the tournament's No. 3 national seed, UVA won four games at the CWS in reaching the CWS championship game.

Five Cavalier position players and utility player Nick Howard were named to the All-ACC Team. Howard and first baseman Mike Papi also were named 2014 All-Americans. Virginia produced the best fielding percentage in the school history, touting a .981 mark which ranked fourth nationally. Five Cavalier position players were drafted following the season, including first rounders Derek Fisher and Papi.

Virginia went 50-12 while hosting an NCAA regional and super regional in 2013. UVA led the ACC in batting (.314) and ranked second nationally in runs (489) and third in scoring (7.9). Mike Papi was named a First-Team All-American while becoming UVA's first ACC batting champion since 1981. Outfielder Joe McCarthy posted the highest batting average for a UVA freshman in 29 years and was tabbed the ACC Freshman of the Year as well as a Freshman All-American. Papi



and McCarthy were joined by Branden Cogswell, Reed Gragnani and Nick Howard on the All-ACC squad.

Virginia played host to a regional in 2012 while going 39-19-1 and earning a second-place finish in the ACC Coastal Division. Second baseman Keith Werman was named to the All-ACC team, while Derek Fisher was a unanimous selection as a Freshman All-American. Featuring a starting lineup with four freshmen, Virginia finished 14th nationally in scoring, 10th in on base percentage (.400) and fourth in triples (32). Stephen Bruno had a huge year, batting .370 while tying a school record with 23 doubles.

During the 2011 season the Cavaliers rolled to a 56-12 record, the ACC Coastal Division championship and the overall ACC Championship. Ranked No. 1 nationally for much of the season, Virginia earned the No. 1 national seed in the NCAA Tournament and won NCAA Regional and Super Regional crowns before going 2-2 at the College World Series. UVA ranked third nationally in doubles (148), fourth in hits (709) and fifth in runs (471). Catcher John Hicks earned All-America honors while Hicks and three other Cavaliers notched all-conference laurels.

In 2010 the Cavaliers won a school-record 51 games, was ranked No. 1 nationally for 12 weeks and won the ACC Coastal Division title as well as an NCAA regional crown. UVA also was the No. 5 national seed in the NCAA tournament. Virginia led the conference in batting (.331) for the second straight year and set school records in runs (525), doubles (160), triples (32) and total bases (1166). The Cavaliers also finished seventh nationally in fielding (.977). A school-record seven Cavaliers were named to the All-ACC team, highlighted by All-American Phil Gosselin, who set a UVA record with 100 hits. Eight Cavalier starters batted at least .300.

In 2009 Virginia won 49 games and earned the ACC Championship as well as NCAA Irvine Regional and Oxford Super Regional titles en route to the school's first College World Series appearance. UVA finished the season with a No. 5 national ranking.

The Cavaliers exploded offensively, leading the ACC in batting (.327) and setting six offensive team records, including hits (767), runs (507), doubles (138), triples (28), RBI (486) and at bats (2343). UVA had a school-record five players earn first-team All-ACC honors, while utility Danny Hultzen and outfielder Jarrett Parker each gleaned All-America laurels. Hultzen also was named the ACC Freshman of the Year, while Parker set the Virginia single-season records in runs (75), hits (94) and total bases (176) and tied the record for triples (7).

The 2008 team advanced to the ACC Championship game and broke the school record for stolen bases (134), which was set the previous season. UVA ranked fifth nationally in stolen bases. Shortstop Greg Miclat was named First-Team All-ACC and tied the school record for career stolen bases with 83.

In 2007, Virginia finished in the top three in the ACC in team batting (.314) with three individuals - Miclat (.376, fifth), David Adams (.372, seventh) and Brandon Guyer (.370, ninth) - among the ACC's top 10. Sean Doolittle broke the school record for career RBI (167), while Guyer finished in the top 10 in career hits (221) in just three seasons. Guyer, Doolittle and Adams were named to the All-ACC team, and the program



## UVA COACHING HIGHLIGHTS

- 2015 National Champions
- 2009 National Assistant Coach of the Year
- Every UVA recruiting class since 2005-06 that has completed its eligibility has played in at least one College World Series.
- Virginia leads the ACC in batting over the last seven seasons combined (.303).
- Cavaliers have set 11 team offensive school records over the last 10 years.
- UVA has the best fielding percentage in the ACC since 2004 (.973), including a school-record mark in 2014 (.981).
- Mentored 11 future Major Leaguers at Virginia, including MLB All-Stars Ryan Zimmerman and Sean Doolittle.
- In 21 years as a college coach, McMullan has had 100 players signed by professional organizations.
- Has had 34 UVA position players selected in the MLB Draft; of those, only 15 were previously drafted out of high school and each substantially improved his draft status.
- Has coached 16 All-America honorees and 41 All-ACC selections.

earned its best-ever national ranking, No. 3, during the season. Miclat also broke the single-season stolen base record (32) as the Cavaliers finished 11th nationally in steals.

The 2006 team set a school record for conference wins (21), led by 2006 ACC Player of the Year Sean Doolittle. Tom Hagan was a first team All-ACC selection after hitting .357, while Brandon Marsh was a second team All-ACC selection as eight of Virginia's position starters hit above .300.

In 2005, Virginia went 41-20 and played in the ACC Championship game, then earned a bid to the NCAA Corvallis Regional. The Cavaliers also posted a .975 fielding percentage, which ranked seventh nationally.

The 2004 team had a 44-15 overall record and 18-6 mark in the ACC. McMullan guided Joe

Koshansky to the 2004 ACC Player of the Year award, a program first. Koshansky set the school record for most RBI in a single season (67). McMullan's tutelage also sparked Zimmerman to twice set the single-season UVA hits record (92 in 2005; 90 in 2004). Mark Reynolds also flourished, tying the then-single-season school runs record of 60 in 2004.

In his first season with the Cavaliers, McMullan helped UVA to major increases in runs scored (101) and bases on balls (87) from the previous year. UVA finished in the Top 25 of several national polls and won 15 more games than the 2003 squad.

## PREVIOUS COACHING EXPERIENCE

Prior to his time at Virginia, McMullan served as a manager in the Atlanta Braves organization. While with the Braves, he also coordinated the catchers in spring training and was the coordinator of extended spring training.

Before joining the Braves' organization, McMullan served as acting head coach at East Carolina in 2001-02 for Keith LeClair, who was diagnosed with Lou Gehrig's Disease. During that season, McMullan coached ECU to a 43-20 record, Conference USA Championship and NCAA Regional Final.

At ECU, he served as the recruiting coordinator, hitting coach and catching instructor. In McMullan's three years at ECU, the Pirates posted a record of 138-46, which placed ECU among the top five programs in the country in wins, averaging 46 victories a season. East Carolina won three conference championships and an NCAA Regional Championship while earning two No. 1 seeds and a No. 2 seed in the NCAA tournament. In McMullan's three years, the Pirates finished in the Top 25 each season. In 2002, he recruited and coached NCBWA National Freshman Player of the Year Darryl Lawhorn.

McMullan also served as an assistant coach at St. John's (1996-99) and coached at Indiana University of Pennsylvania (1994-96). At St. John's, McMullan was the recruiting coordinator and hitting coach and also coached the catchers. He helped St. John's to three Big East championship appearances and a Big East title as well as an NCAA Regional berth in 1997. While at IUP, McMullan was the head baseball coach as well as the strength and conditioning coordinator. He coached two conference players of the year as well as three All-Americans.

Aside from his numerous coaching experiences, McMullan also had a decorated career as an athlete. He enjoyed a pro baseball career as a member of the New York Yankees organization (1990-92) and the Salt Lake City Trappers (1990 and 1992). In 1990, he was a Pioneer League All-Star. McMullan also was a two-sport NCAA All-American as a catcher in baseball and a linebacker in football at IUP. He was a member of six championship teams at IUP.

## PERSONAL

McMullan is a 1990 graduate of IUP. He is married to the former Sandra Leishman of Wayne, N.J. The couple has three children, Maggie, Emma and Jack. McMullan's father, John McMullan, was an All-America football player at Notre Dame and played in the NFL with the New York Giants, Philadelphia Eagles and New York Titans (now the Jets).



# KARL KUHN

ASSISTANT COACH | 14th SEASON

The Virginia pitching staff has met unparalleled success in the past 13 seasons under pitching coach Karl Kuhn. Virginia possesses one of the top pitching staffs in the nation year in and year out under the 14th-year pitching coach of the Cavaliers. Since 2005 Virginia owns a 3.17 cumulative earned run average, second lowest in the nation.

Kuhn was named Collegiate Baseball's 2014 National Pitching Coach of the Year after UVA reached the College World Series Finals.

In 2010, Kuhn was the recipient of Collegiate Baseball's Tom House Teaching Professional of the Year Award. The award recognizes excellence in teaching pitchers and acknowledges years of continued education and study of the latest pitching techniques as identified by scientific fact and biomechanical research.

In 13 seasons, Kuhn's pitching staff has won 596 games, an average of over 45 victories per season, while Virginia is one of just five programs to reach each of the last 12 NCAA tournaments. His staff has ranked among the top 20 teams nationally in ERA nine of the last 13 years, including a No. 1 ranking in 2011 and a No. 2 standing in 2014 when UVA posted the lowest ERA at UVA in 40 years. The Cavaliers also have racked up four No. 3 national ERA rankings (2005, 2006, 2007, 2009) during Kuhn's tenure.

Virginia advanced to its first College World Series in 2009, setting off a remarkable stretch as UVA has recorded 380 wins in the last seven years. UVA owns the most wins in the nation in this decade. The Cavaliers reached the pinnacle of college baseball in 2015 as UVA earned its first NCAA national championship.

In this period UVA has made four trips to the College World Series and won six NCAA Regional championships, two ACC tournament titles and two ACC Coastal Division crowns. UVA has racked up four 50-win seasons since 2010 and also has reached the top of the national polls during four of those seasons.

During Kuhn's tenure in Charlottesville, UVA has produced 82 shutouts, including an ACC-record 16 in 2011. The Cavaliers also have boasted a league-high 28 ACC Pitchers of the Week during

the last 12 years. Kuhn's pitchers are notorious for pounding the strike zone, averaging just 2.8 walks per nine innings since 2004 - fewest in the ACC.

Five of Kuhn's UVA proteges have gone on to reach the major league level. Michael Schwimer (Philadelphia) and Mike Ballard (Baltimore) each reached the big leagues in 2011. Sean Doolittle made his MLB debut in 2012 with the Oakland Athletics and was named to the 2014 American League All-Star Team. Kyle Crockett ripped through the Cleveland Indians farm system in less than a year, debuting with the Indians in May 2014 and becoming the first player from the 2013 draft class to reach the big leagues. Tyler Wilson made his MLB debut with the Baltimore Orioles in May 2015.

Thirty-five of Kuhn's Virginia pitchers have been selected in the Major League Baseball Draft, including 19 in the top 10 rounds. Three Cavaliers have been picked in the first round of the draft: Danny Hultzen, the second overall pick in 2011, Nick Howard, the 19th selection in 2014, and Nathan Kirby, the 40th pick in 2015.

Kuhn has coached 14 All-Americans and 26 All-ACC honorees in his tenure at Virginia. A three-time First-Team All-American, Hultzen was Virginia's first-ever ACC Freshman of the Year in 2009, then followed it up by becoming the first-ever two-time ACC Pitcher of the Year in 2010 and 2011 before being selected second overall in the 2011 MLB Draft. In addition, Doolittle (2005-06), Jacob Thompson (2007) and Branden Kline (2011) each earned All-America honors and played for the U.S. Collegiate National Team.

## YEAR-BY-YEAR

Virginia reached its 13th straight NCAA tournament in 2016 while hosting its ninth regional in the last 13 seasons. Connor Jones was a unanimous All-American, earning first-team honors from the ABCA, NCBWA and Perfect Game. He also was a first-team All-ACC honoree. Adam Haseley ranked second in the ACC and ninth nationally with a 1.73 ERA while earning All-America honors as a two-way standout.

After sustaining success throughout Kuhn's tenure, Virginia reached college baseball's summit

## Team ERA Since 2005 (National Leaders)

1. Texas ..... 3.14
2. Virginia ..... **3.17**
3. Cal State Fullerton ..... 3.27

in 2015 with the program's first national championship. As a No. 3 regional seed, UVA made a dramatic run to Omaha, capped by winning two of three games against Florida before ousting Vanderbilt in three games in the CWS Finals, UVA's second straight trip to the finals. UVA pitchers surrendered just two runs in its two wins in the CWS Finals. The Cavaliers battled through a tumultuous, injury-riddled regular season, but caught fire in the postseason, winning the Lake Elsinore (Calif.) Regional before coming home to defeat Maryland twice to win the Charlottesville Super Regional.

Virginia had one of the best years in program history in 2014, culminating with the program's first trip to the College World Series Finals. UVA posted a 53-16 record - its fourth 50-win season in the last five years en route to its third trip to Omaha in the last six seasons. As the tournament's No. 3 national seed, UVA won four games at the CWS in reaching the CWS championship game. Nathan Kirby earned First-Team All-America honors and was tabbed the Co-ACC Pitcher of the Year.

UVA recorded the second-lowest ERA in program history (2.23), a figure that ranked second nationally. Cavalier pitchers gave up the fewest hits per nine innings of any team in Division I (6.37). An All-America honoree, Nick Howard set an ACC record with 20 saves and then was selected 19th overall in the MLB Draft, one of three Cavalier pitchers to be drafted in 2014.

Virginia posted a 50-win season and earned the No. 6 national seed in the NCAA tournament in 2013. UVA hosted the regional and super regional rounds as the Cavaliers went 50-12, including a 22-8 ACC mark. Kyle Crockett was named a Third-Team All-American by the NCBWA and First-Team All-ACC, highlighting a UVA pitching staff that posted a 3.12 ERA. While nearly 45 percent of its innings were pitched by freshmen,



UVA still ranked second nationally in strikeout-to-walk ratio (3.38) and sixth in walks per nine innings (2.36) Crockett (fourth round) and Scott Silverstein (25th round) each were picked in the 2013 MLB Draft.

Virginia played host to its sixth regional in nine years in 2012, going 39-19-1 and earning a second-place finish in the ACC Coastal. Branden Kline and Justin Thompson were named to the All-ACC team, while Kline (second round) and Shane Halley (20th) were selected in the MLB Draft.

The Cavalier pitching staff had a remarkable 2011 season, leading the nation with a 2.24 ERA - the lowest ERA of any Division I program since 1992 - while also topping the nation in shutouts (16) and strikeouts (664). UVA's pitching was the key catalyst in the Cavaliers recording a school-record 56 wins, winning the ACC championship and making their second College World Series trip in three years.

Hultzen became the ACC's first two-time Pitcher of the Year and also was named a First-Team All-American for the third straight year while setting the UVA career wins (32) and strikeouts (395) records. He was joined on the All-America teams by closer Branden Kline, who tied the conference saves record with 18, as well as Will Roberts, who fired the first perfect game in UVA history on March 29 against George Washington.

For the first time in program history, three UVA pitchers won 10 or more games in a season - Hultzen (12), Roberts (11) and Tyler Wilson (10). Hultzen became UVA's highest draft pick ever, as the Seattle Mariners selected him second overall, while Roberts, Wilson and Winiarski also were drafted.

In 2010 the Cavaliers racked up 51 wins and won the ACC Coastal Division championship as well as a regional championship. Virginia also earned the program's first-ever No. 1 ranking and held the top spot in the polls for 13 weeks during the season. UVA's pitching staff posted a 3.89 team ERA, which ranked 18th nationally. Kevin Arico led the nation in saves with 18, tying the ACC single-season record in the process. Arico and Hultzen each were named First-Team All-Americans. After the season four Cavaliers (Arico, Neal Davis, Robert Morey, Wilson) were selected in the MLB Draft.

Behind one of the top pitching staffs in the nation in 2009, Virginia won 49 games and earned the program's first-ever trip to the College World Series. UVA's pitchers were sensational in the road to Omaha, posting a 1.45 ERA in the regional and super regional. In the NCAA Irvine Regional, Virginia pitchers allowed just two earned runs - the fewest earned runs allowed in NCAA regional play since the tournament expanded to its current 64-team format in 1999.

The Cavaliers set a then-school record for strikeouts in 2009 with 593. UVA ranked third nationally in ERA (3.23) and fewest hits allowed per nine innings (7.97), seventh in strikeouts and 18th in fewest walks allowed per nine innings (2.93). Following the season, four UVA pitchers (Andrew Carraway, Jeff Lorick, Matt Packer, Robert Poutier) were selected in the MLB Draft.

In 2008, Virginia recorded a 3.83 ERA, which ranked 11th nationally. Closer Michael Schwimer tied the single-season Virginia saves record with 14 en route to All-America laurels. Senior starting pitcher Pat McAnaney was lauded with Second-Team All-ACC honors. Jacob Thompson set the Virginia career wins record with 27, and Matt Packer led all Division I pitchers with a 1.14 ERA to become just the second UVA pitcher to lead the nation in ERA.



## UVA COACHING HIGHLIGHTS

- 2015 National Champions
- 2014 Collegiate Baseball National Pitching Coach of the Year.
- Recipient of 2010 Tom House Teaching Professional of the Year Award.
- Virginia ranked in the top 20 in the country in ERA in nine of his 13 seasons.
- UVA posted the lowest ERA in the nation in 2011 (2.24) and second lowest in 2014 (2.23) and ranked third nationally in ERA in 2005, '06, '07 and '09.
- Virginia boasts the second lowest ERA in the nation since 2005 (3.17).
- UVA won 2011 PitchingInsider.com National Pitching Staff of Year Award.
- Mentored future major leaguers Mike Ballard, Kyle Crockett, Sean Doolittle, Michael Schwimer and Tyler Wilson at UVA.
- Virginia has led the ACC in ERA either outright or in conference play eight times in 13 years.
- UVA pitchers have racked up 26 All-ACC selections - most in the conference - as well as 15 All-America honors during his tenure.
- UVA pitchers allowed just two earned runs in the 2009 NCAA Irvine Regional - the fewest earned runs allowed in NCAA regional play since the tournament expanded to the 64-team format in 1999. UVA nearly matched that total in the 2011 Regional (three runs).
- Coached 37 MLB Draft picks since 2004 - of those, 26 were not drafted out of high school.

In 2007 the Cavaliers posted an ACC-best 2.81 team ERA with nine shutouts. Kuhn was instrumental in Thompson recording one of the best seasons ever for a Virginia pitcher. Thompson went 11-0 with a 1.50 ERA, was a consensus first-team All-American and All-ACC and was named a finalist for the Roger Clemens Award. He also earned a spot on the U.S. National Team. With 11 saves, Casey Lambert became the ACC's all-time leader in saves (43) and finished sixth in NCAA history in saves.

In 2006, Kuhn guided his staff to an ACC-best 3.04 team ERA. Sean Doolittle (11-2) and Thompson (10-4) earned All-ACC honors, becoming the first Cavalier tandem to win at least 10 games in a single season. Doolittle was named a consensus second-team All-American and ACC Player of the Year. He was a finalist for the Brooks Wallace Award, given to the nation's top player. Thompson was named a freshman All-American. Senior Mike Ballard had his best season, going 9-3 and becoming just the second pitcher in UVA history to throw a no-hitter (vs. Boston College). Ballard was a 14th-round draft pick of the Texas Rangers, while Lambert posted his third straight 10-save campaign.

In 2005, Kuhn guided the Virginia staff to a league-best 2.74 team ERA and 11 shutouts. Opponents hit just .232 against UVA pitchers. Jeff Kamrath was named to the All-ACC First Team. Lambert earned a UVA single-season record 14 saves. Two starters were drafted in the 2005 MLB Draft as Matt Avery was a ninth-round pick of the Chicago Cubs while Kamrath was selected in the 11th round by Tampa Bay.

Kuhn's 2004 pitching staff led the ACC in ERA in league play and finished 15th nationally (3.63) while also pacing the ACC in fewest walks allowed. Kuhn was integral in the development of Andrew Dobies, a third-round draft pick of the Boston Red Sox and Joe Koshansky, a sixth-round pick of the Colorado Rockies. Koshansky was named the school's first-ever ACC Player of the Year. As a freshman, Lambert tied the then-school record for most saves in a single season (8) and finished second in the ACC in ERA (2.54).

## PREVIOUS COACHING EXPERIENCE

The first assistant coach to be hired at Virginia under head coach Brian O'Connor, Kuhn arrived in Charlottesville after serving as the associate head coach and pitching coach at Arkansas-Little Rock for seven years from 1997-2003. At UALR, Kuhn managed all aspects of the Trojans' pitching staff and was also the recruiting coordinator for the program.

As recruiting coordinator, Kuhn had five-consecutive recruiting classes ranked nationally by Collegiate Baseball during his tenure with the Trojans.

Before coaching at UALR, Kuhn spent three years as the pitching coach at Charleston Southern. Under his leadership, the pitching staff led CSU to its first baseball conference championship and NCAA Regional appearance in school history. Kuhn also worked at Valencia Community College in Orlando, Fla. Prior to that, he was pitching coach for two years at Buchholz High School in Gainesville, Fla.

## PERSONAL

Kuhn started his college career at Valencia Community College, where he played from 1987-89, then concluded his career playing one season for the University of Florida in 1990. He is a 1992 graduate of Florida.

Kuhn is married to the former Katrina Gosdin and resides in Charlottesville, Va. The couple has two sons, Kason and Kruse.



**MATT  
KIRBY**  
ASSISTANT COACH  
SIXTH SEASON

Matt Kirby is in his sixth season as the volunteer assistant coach on the Virginia baseball coaching staff. A graduate of William and Mary, Kirby came to Virginia in 2011 after spending the previous two seasons as a coach at Georgetown.

Kirby's primary duties include assisting with the day-to-day development of position players as well as camps and other administrative duties.

During Kirby's tenure at Virginia, the Cavaliers have earned five straight bids to the NCAA tournament, including three regional championships and a pair of trips to the College World Series, culminating with the program's first national championship in 2015.

After serving as the Georgetown volunteer assistant coach in 2010, Kirby was elevated to an assistant coach in 2011 and served as the team's first base coach. While at Georgetown, he managed the travel, equipment and camp budgets and planned and executed practice schedules for all hitters and catchers. Kirby also helped develop student-athlete weight lifting, nutrition and running programs and assisted with the management of Georgetown baseball summer and fall camps.

Kirby was an assistant coach and recruiting coordinator at Villanova for the 2007 and 2008 seasons. He also was responsible for a recruiting class at Villanova that was rated among the top-100 in the country by *Collegiate Baseball*.

Prior to his time at Villanova, Kirby served as an assistant coach at Brown in 2006, where he helped to oversee all areas of the program. The Bears compiled a 12-8 record in Ivy League conference play during the season.

Kirby was the assistant coach at William & Mary in 2005. He worked primarily with the catchers, outfielders and hitters while at William & Mary. Kirby got his start in coaching in 2003 as the student assistant coach at William & Mary, and then became the volunteer coach at Virginia Military Institute in 2004.

Kirby is a 2003 graduate of William & Mary. A four-year letterman as a catcher and pitcher, he was the team captain as a junior and senior and led the Tribe to the Colonial Athletic Association title in 2002. He was voted the team MVP in 2002 when he was a Second-Team All-CAA selection. While at W&M, he caught for future major leaguers Chris Ray and Bill Bray.



**STEVEN  
PROSCIA**  
STUDENT ASSISTANT COACH  
FIRST SEASON

Former Cavalier Steven Proscia has returned to Grounds to serve as Virginia's student assistant coach for the 2016-17 season.

A three-year starter at third base from 2009-11 for the Cavaliers, Proscia played a key role in Virginia's ascension to the upper echelon of college baseball. During Proscia's time in Charlottesville, the Cavaliers won a pair of ACC Championships, earned their first three NCAA Regional titles and made to the first two College World Series appearances in UVA history.

A native of Suffern, N.Y., Proscia played and started in 196 career games in his three seasons at Virginia. He was a .322 career batter and holds the program record with 182 career runs batted in. Proscia also ranks seventh in program history in hits (254), sixth in home runs (28) and second in doubles (59) and total bases (411).

Proscia was a first-team All-ACC selection in 2011 and was named the Most Valuable Player at the 2011 ACC Championship. Proscia went 7-for-16 (.438) with five extra-base hits in the tournament, including the go-ahead three-run home run in the sixth inning of the championship game against Florida State.

He was named to the All-Irvine Regional Team in 2009 and the All-Charlottesville Regional Team in 2011. Proscia also was a *Collegiate Baseball* Freshman All-American in 2009.

Proscia was selected in the seventh round of the 2011 MLB Draft by the Seattle Mariners and went on to play five years of professional baseball. He hit 68 home runs and drove in 251 runs during his professional career, while reaching the double-A level in 2012 and 2013 with the Mariners organization.

Proscia is on track to complete his bachelor's degree this spring.





## JUSTIN ARMISTEAD

**ASSISTANT ATHLETICS DIRECTOR,  
BASEBALL ADMINISTRATION  
SECOND SEASON**

Justin Armistead is in his second season as the Assistant Athletics Director for Baseball Administration.

This is Armistead's second stint with the Virginia baseball program. Armistead was a member of the UVA baseball program for two of his years as an undergraduate, where his duties ranged from bullpen catcher to assisting with camps. He then served as the Director of Baseball Operations for two seasons before becoming a financial advisor with Virginia Asset Management.

Armistead returned to UVA in August 2011 as the Director of Event Management and served as the primary event manager for several sports.

Armistead's responsibilities include overseeing administrative functions of the baseball program, including managing the operational budget. He will serve as the primary baseball contact for various constituencies throughout the athletics department as well as external groups.

Armistead graduated in three years from the University of Virginia in 2008 with a bachelor's degree in economics.

A Halifax, Va., native, Armistead and his wife, Jessica, live in Charlottesville with their daughter, Finley, and son, Rory.



## ROBBY SWAB

**BASEBALL ADMINISTRATION  
THIRD SEASON**

Robby Swab is serving in his third season as Virginia's Director of Baseball Operations. Swab is involved in every facet of the program, assisting with aspects of game-day operations and on-campus recruiting.

Swab was the volunteer assistant coach at Gardner-Webb in 2013-14, coaching catchers and hitters and serving as the first-base coach.

After attending Young Harris Junior College for two years, Swab played two seasons of Division I baseball as a catcher at Presbyterian from 2011-13. He played in 81 career games at Presbyterian with a .298 batting average.

Swab graduated cum laude from Presbyterian with a double major in business administration and history.

Swab also has coaching experience as an assistant with the Kernersville Post 36 Senior America Legion Baseball Team. His older brother Kenny Swab played at Virginia from 2009-11.

Swab and his wife Meg reside in Charlottesville.



## MIKE ROBERTS

**COORD., VIDEO & SCOUTING  
THIRD SEASON**

Mike Roberts is serving in his third season as Virginia's Coordinator of Video and Scouting. He manages the day-to-day operations of the team's internal video system and coordinates all scouting video.

Roberts played at VMI at catcher from 2006-08. He was picked in the 38th round of the 2008 MLB Draft by the Milwaukee Brewers and reached the high-A level with the Brevard County Manatees in 2010 and 2011. He served as a player-coach with the Manatees in 2011.

Roberts had a career year as a junior at VMI in 2008, setting career bests in nearly every offensive category. He hit .298 nine home runs and 44 RBI. He also was named to the Johnny Bench Award Watch List.

After his playing career concluded, Roberts served as a volunteer assistant coach at VMI from 2012-14 and worked with Keydet catcher Matt Winn, who was a semifinalist for the 2013 Johnny Bench Award. He also spent time as a camp instructor and coaching clinic speaker at several universities in the area.



# WILL ALLOCCA 45


C/INF • Fr. • 6-0 • 200 • R-R  
Richmond, Va.  
Collegiate

## COLLEGIATE HIGH SCHOOL

- Two-sport standout, earning all-state honors in baseball and football
- Led Collegiate to the state baseball championship and prep league title his senior year
- Two-time all-state and three-time all-prep league honoree in baseball
- Was three-year team captain in baseball
- Two-time all-state and three-time all-prep league honoree in football as a quarterback and linebacker
- Was team captain his senior football season and also was a three-year letterwinner

## PERSONAL

- Son of Marc and Dodi Allocca
- Has two sisters, Dodi and Caitlin
- Mother played field hockey and lacrosse at Lehigh, while sister, Dodi, played field hockey at Davidson



# ALEC BETTINGER 13

RHP • Sr. • 6-2 • 185 • R-R  
Woodbridge, Va.  
Hylton

## 2016

- Pitched in 23 games, with last eight coming as starts
- Pitched 61 1/3 innings (fourth on team)
- Ranked sixth in ACC with seven saves
- Made first start of season on April 10 at Boston College and worked five innings of one-run baseball
- Allowed three earned runs over six innings to earn first win of season in series clincher at Miami (4/24)
- Pitched first complete game in win over Georgia Tech (5/14); allowed only two hits over first six innings
- Grinded through three-run, four-walk first inning and held Virginia Tech scoreless over final five innings in UVA win (5/20)
- Allowed two runs over six innings to earn win against William & Mary in NCAA regional (6/3)

## 2015

- Second on team with 27 appearances, including four starts
- Earned three saves, including in ACC wins over Duke and North Carolina
- Tied for third on team with five wins
- Picked up win in Game 2 of NCAA Super Regional against Maryland after pitching perfect ninth inning (6/6)
- Earned save in Game 1 at North Carolina by working scoreless 10th inning, leaving runners at second and third to end game
- Pitched out of first and third, none-out situation in eighth inning of tie game vs Richmond; earned win (5/12)
- Picked up first career save on Feb. 27 against Hartford
- In three regular-season starts, he allowed one earned run over 15 innings while striking out 17

## 2014

- Earned wins in all six of his midweek starts, allowing just three earned runs in those contests
- Struck out the side in ninth inning in NCAA tournament opener against Bucknell (5/30)
- Worked five innings of one-run baseball in latest start, a win, against VCU (5/13)
- Had streak of 15 straight scoreless innings snapped against William & Mary (4/16)

- Struck out career-high 11 batters and gave up just one hit and one walk in start against Richmond (4/23)
- Worked four shutout innings to earn win at James Madison (4/8)
- Tossed six shutout frames in victory over Old Dominion (4/1)
- Worked five shutout innings in win over Longwood (3/26)
- Made first college start vs. Princeton, tossing four innings of two-run baseball to earn first win (3/20)
- Tossed 1 2/3 scoreless innings in first appearance vs. VMI (2/15)

## CD HYLTON HIGH SCHOOL

- Named First-Team All-District in 2013
- Earned Honorable Mention All-Northwest Region honors in 2013
- Was Honorable Mention All-District selection in 2012
- Team MVP in 2012 and 2013
- Coached by Craig Flesher

## PERSONAL

- Parents are Mark and Linda Bettinger
- Has one sister, Julia, and one brother, Cooper

## BETTINGER BY THE NUMBERS

Year	ERA	W-L	G-GS	CG	SHO/CBO	SV	IP	H	R	ER	BB	K	BAA	WP	HBP	BK
2014	1.23	6-0	11-6	0	0/2	0	36.2	24	5	5	15	32	.188	1	3	0
2015	5.40	5-5	27-4	0	0/1	3	53.1	51	35	32	23	63	.256	2	9	0
2016	5.43	3-5	23-8	1	0/1	7	61.1	59	39	37	30	53	.266	6	7	1
<b>TOTAL</b>	<b>4.40</b>	<b>14-10</b>	<b>61-18</b>	<b>1</b>	<b>0/4</b>	<b>10</b>	<b>151.1</b>	<b>134</b>	<b>79</b>	<b>74</b>	<b>68</b>	<b>148</b>	<b>.244</b>	<b>9</b>	<b>19</b>	<b>1</b>



# DREW BLAKELY 2

C • Fr. • 6-2 • 190 • R-R  
Galesburg, Mich.  
Gull Lake

## GULL LAKE HIGH SCHOOL

- Three-time all-state honoree and twice named to Michigan's All-State Dream Team (all divisions)
- Finished with school records in batting average (.468), RBI (140), triples (12) and putouts (578); also had 171 hits, including eight home runs
- Named All-Southwest Michigan Athletic Conference each of his four years
- Was a four-time all-area and all-district selection
- Was named a team captain his junior and senior seasons
- Coached by his father, Bill, at Gull Lake HS
- Also a standout student; earned an MHSAA Scholar-Athlete Award (presented to 32 student-athletes from state of Michigan)
- Named to National Honor Society as well as Highest Honor Roll

## PERSONAL

- Son of Bill and Gretchen Blakely
- Has one sister, Elise





# DEREK CASEY

# 16

RHP • Jr. • 6-1 • 195 • R-R  
Mechanicsville, Va.  
Hanover

## 2016

- Sat out season after undergoing elbow surgery late in the 2015 season

## 2015

- Pitched in 10 games, including six midweek starts
- Made midweek start for five straight weeks from March 25 to April 21, with UVA earning wins in all of them
- Left April 21 game vs. Longwood after 2 2/3 innings with injury and did not pitch again in 2015
- Earned first college win on March 25 at Liberty
- Worked seven-plus innings of one-run baseball in win in hometown of Richmond on March 31 at VCU
- Made UVA debut on Feb. 14 out of bullpen at East Carolina

## HANOVER HIGH SCHOOL

- Selected by St. Louis in 22nd round of 2014 MLB Draft
- 2014 Virginia Player of the Year
- Named 2014 Second-Team High School All-American by Perfect Game
- Named to MaxPreps 2014 Medium Schools All-America Team
- Went 27-0 with 0.51 ERA during his high-school career
- Led team to 2013 and 2014 Virginia state championships
- 2014 All-Metro Player of the Year; two-time All-Metro selection
- Coached by Charlie Dragum

## PERSONAL

- Parents are Dale and Pia Casey
- Has one sister, Emma

## CASEY BY THE NUMBERS

Year	ERA	W-L	G-GS	CG	SHO/CBO	SV	IP	H	R	ER	BB	K	BAA	WP	HBP	BK
2015	3.06	4-1	10-6	0	0/0	0	32.1	27	16	11	13	27	.237	4	3	1
2016	DNP															
<b>TOTAL</b>	<b>3.06</b>	<b>4-1</b>	<b>10-6</b>	<b>0</b>	<b>0/0</b>	<b>0</b>	<b>32.1</b>	<b>27</b>	<b>16</b>	<b>11</b>	<b>13</b>	<b>27</b>	<b>.237</b>	<b>4</b>	<b>3</b>	<b>1</b>



# ERNIE CLEMENT

# 4

INF/OF • Jr. • 6-0 • 165 • R-R  
Rochester, N.Y.  
Brighton

## 2016

- Third-Team All-ACC selection at second base
- Played in all 60 games (45 starts at 2B, 15 in CF); hit in leadoff slot in last 18 games (first 42 in 2-hole)
- Third in ACC in hits (92) and runs (62), 14th in batting (.351)
- Ranks third in UVA history in single-season hits and fifth in single-season runs
- Struck out 12 times in 262 AB; ranked fourth toughest to strike out nationally (1 every 21.8 AB)
- Ranks 16th nationally in hits, 17th in sac bunts (14) and 18th in runs
- Recorded four hit streaks of eight games or more
- Had career-long 12-game hit streak snapped April 24 and 11-game streak broken May 21
- Second on team with 26 multiple-hit games (12 in 62 games in 2015)
- Reached 50 hits in 33 games (fastest at UVA since Phil Gosselin did it in 31 games in 2010)
- Went 5-for-12 in Duke series
- Was 5-for-14 with pair of doubles in Boston College series
- Went 5-for-13 in North Carolina series
- Was 6-for-14 with four runs in Pitt series
- Went 5-for-15 with four runs in Georgia Tech series
- Was 6-for-15 (.400) with home run, four RBI in NCAA regional

## 2015

- Played in 62 games and started 61 (22 CF, 39 2B)
- Named to All-College World Series Team
- Ranked fifth toughest nationally to strike out (12 K in 260 PA; 1 K per 19.1 AB)
- Batted .292 (7-for-24) in CWS (second best on team)
- Recorded the go-ahead hit in three of UVA's 10 NCAA tournament wins (11-for-42 with seven RBI in tournament)
- Went 3-for-4 and drove in eventual game-winning run with sixth-inning single in Game 2 of CWS Finals (6/23)
- Hit 2-run walk-off single in Game 2 of NCAA Super Regional against Maryland to send Virginia to College World Series (6/6)
- Had two key hits in NCAA Regional: 2-run double in ninth inning vs. USC in opener (5/29) and go-ahead RBI single in eighth inning vs. San Diego State (5/30)
- Led team with 11 HBP and second with nine sacrifice bunts
- Recorded four hits in win over Marist (2/22)
- Homered to lead off La Salle game (2/21)
- Missed his first game April 15 vs. William & Mary because of hamstring injury and was out for seven games
- Started first 21 games of season in center field

## BRIGHTON HIGH SCHOOL

- Excelled in baseball and hockey during high school career
- Three-time All-New York State Team, All-Conference and All-Greater Rochester
- Twice named Rochester City Athletic Conference Player of the Year; named league MVP his junior and senior seasons
- Holds school's career records for plate appearances (329), batting average (.464), singles (87), doubles (34) and stolen bases (38); also holds single-season record for batting average (.560) and runs scored (28)
- Two-time team MVP
- Coached by Jason Wasserman
- Also played four years of hockey and one year of soccer
- Was two-time Bowman Cup Team Selection (best hockey players from Rochester and Buffalo areas)
- Led his team in scoring his last two seasons and led league in scoring his senior year while earning All-Greater Rochester honors his senior season
- Earned Hopps Senior Male Athletic Achievement Award (awarded to high school senior male who demonstrates athletic ability, good character and sportsmanship)

## PERSONAL

- Parents are Peter and Julie Clement
- Has two sisters, Glennie and Ellie
- Father played rugby at St. Lawrence University, while mother played soccer at Babson College
- Cousin, Abby Clement, ran track at UVA

## CLEMENT BY THE NUMBERS

Year	Avg.	G-GS	AB	R	H	2B	3B	HR	RBI	TB	SLG%	BB	HP	K	GDP	OB%	SF	SH	SB-A	E	FLD%
2015	.245	62-61	229	25	56	6	3	1	22	71	.310	9	11	12	1	.303	2	9	3-11	5	.979
2016	.351	60-60	262	62	92	13	4	1	30	116	.443	13	3	12	1	.383	4	14	6-10	6	.976
<b>TOTAL</b>	<b>.301</b>	<b>122-121</b>	<b>491</b>	<b>87</b>	<b>148</b>	<b>19</b>	<b>7</b>	<b>2</b>	<b>52</b>	<b>187</b>	<b>.381</b>	<b>22</b>	<b>14</b>	<b>24</b>	<b>2</b>	<b>.345</b>	<b>6</b>	<b>23</b>	<b>9-21</b>	<b>11</b>	<b>.977</b>



# CHARLIE CODY 12

OF/INF • Jr. • 6-1 • 190 • R-R  
Chesapeake, Va.  
Great Bridge

## 2016

- Played in 26 games; started 22 of UVA's last 23 games in left field, including final 18
- Suffered ankle injury on Feb. 23 against VMI; returned April 6 in pinch-hit appearance against George Washington
- Made first start of season in LF on April 17 vs. UNC; went 1-for-4 with 2-run single
- Drove in three runs against Radford (4/19)
- Was 3-for-8 in two starts in LF in Miami series
- Hit go-ahead, two-run homer in Friday win against Georgia Tech (5/13); also homered in Sunday game
- Hit two-run home run in eighth inning against Virginia Tech (5/20)
- Was 2-for-10 with two doubles, two RBI at ACC tournament

## 2015

- Played in 23 games, making 15 starts (12 in LF, 3 at DH)
- Named to ACC Academic Honor Roll
- Had seven-game hit streak snapped with pinch-hit appearance against Duke (5/8)
- Had three hits and threw out runner at the plate in win against Miami (4/18)
- Hit first career home run, a 2-run blast in eighth inning, at Georgia Tech (4/12)
- Recorded three hits in his first college game against East Carolina (2/14)
- Came to UVA as infielder, but moved to outfield early in season to help fill void there

## GREAT BRIDGE HIGH SCHOOL

- Three-time all-state honoree
- Named to MaxPreps Underclass All-America Team three times
- Four-time all-district and three-time all-region honoree
- Earned second-team all-district honors in 2014 despite missing part of season with broken hand
- Played with current UVA teammate Connor Jones at Great Bridge; team won 2011 state championship
- Coached by Sean Townsend

## PERSONAL

- Parents are Jim and Sarah Cody
- Has two brothers, Patrick and Jimmy, both of whom went on to play college baseball - Patrick played at Gettysburg College and Jimmy at Muhlenberg College

## CODY BY THE NUMBERS

Year	Avg.	G-GS	AB	R	H	2B	3B	HR	RBI	TB	SLG%	BB	HP	K	GDP	OB%	SF	SH	SB-A	E	FLD%
2015	.291	23-15	55	9	16	2	0	1	6	21	.382	2	3	12	0	.350	0	2	0-1	1	.933
2016	.220	26-23	82	12	18	6	0	3	18	33	.402	9	3	15	1	.313	2	3	0-0	1	.977
<b>TOTAL</b>	<b>.248</b>	<b>49-38</b>	<b>137</b>	<b>21</b>	<b>34</b>	<b>8</b>	<b>0</b>	<b>4</b>	<b>24</b>	<b>54</b>	<b>.394</b>	<b>11</b>	<b>6</b>	<b>27</b>	<b>1</b>	<b>.327</b>	<b>2</b>	<b>5</b>	<b>0-1</b>	<b>2</b>	<b>.966</b>



# ROBBIE COMAN 8

C/1B • Gr. • 6-1 • 200 • R-R  
Lake Worth, Fla.  
Park Vista

## 2016

- Batted in four games and pitched in two games
- Missed majority of season after suffering elbow injury while pitching on Feb. 28 vs. East Carolina
- Had hits in three of the four games in which he batted

## 2015

- Played in 58 games with 55 starts (25 at catcher, 13 at DH, 17 at first base)
- Batted team-best .347 in ACC games (ninth among all ACC players)
- Batted .333 (43-for-132) over last 35 games after return from facial injury
- Started at DH in 11 of UVA's 12 NCAA tournament games

- Was 3-for-8 in NCAA Super Regional
- Hit sacrifice fly to score lone run of game in 1-0 College World Series win over Florida (6/15)
- His RBI groundout snapped a scoreless tie in UVA's win over USC to open NCAA tournament (5/29)
- Was 7-for-36 in 11 games in NCAA tournament
- Was 5-for-12 (.417) at ACC tournament
- Started 21 straight games behind the plate prior to start at first base on May 23 in ACC tournament (stretch started in UVA's final game of Georgia Tech series)
- Missed eight games in late February/early March with knee injury; also missed the April 8 game vs. VMI after taking a grounder to the face during batting practice

## 2014

- Played in 45 games, with 28 starts
- Had hits in 21 of 28 starts
- Started second game of each weekend series
- Batted .294 (5-for-17) with four runs in NCAA tournament and was 4-for-10 in College World Series
- Hit go-ahead 2-run single in College World Series in fourth inning against Ole Miss (6/21)
- Was 5-for-8 in Wake Forest series
- Hit first college home run in win over Richmond (4/24)
- Went 2-for-7 in Clemson series; scored Game 3's only run
- Was 2-for-7 with two RBI in Virginia Tech series
- Started all three games of Miami series (2-for-10)
- Drove in career-best four runs, three off a bases-clearing double, in win over Princeton (3/20)

## 2013

- Played in nine games, with five starts
- Missed first 19 games with injury
- Returned March 19 and doubled in run in first at bat
- Three of his four hits were doubles
- Earned first ACC start in second game of DH at Virginia Tech (4/27); went 1-for-3 with double, RBI
- Made first career start March 20 vs. Yale; also started April 23 against Richmond and March 27 vs. Towson

## PARK VISTA HIGH SCHOOL

- Three-time all-conference honoree (2010-12)
- Posted career batting average of .344 with 95 hits
- Named second-team all-county by Sun Sentinel his last three years
- Named second-team all-county by Palm Beach Post in 2012
- Earned team's Heart and Hustle Award in 2011 and Gold Glove Award in 2010
- Was team's Most Valuable Hitter in 2012
- Coached by Larry Greenstein at Park Vista
- Also played golf his senior year (carded a 43 average per nine holes)
- Named a scholar-athlete all four years
- Member of National Honor Society and Mu Alpha Theta

## PERSONAL

- Parents are Bob and Kim Coman
- Father played golf at Rollins College
- Has two sisters, Katherine and Kristina
- Earned bachelor's degree in economics with a minor in history in Spring 2016; currently pursuing master's degree in higher education athletic administration

## COMAN BY THE NUMBERS

Year	Avg.	G-GS	AB	R	H	2B	3B	HR	RBI	TB	SLG%	BB	HP	K	GDP	OB%	SF	SH	SB-A	E	FLD%
2013	.190	9-5	21	2	4	3	0	0	3	7	.333	3	1	3	0	.320	0	1	0-0	0	1.000
2014	.283	45-28	106	18	30	4	0	0	15	39	.368	13	3	9	1	.377	0	7	1-1	3	.989
2015	.289	58-55	201	15	58	6	0	1	22	67	.333	21	3	21	9	.360	3	7	2-7	2	.995
2016	.200	4-4	15	1	3	0	0	0	1	3	.200	2	1	4	0	.333	0	0	0-0	0	1.000
<b>Total</b>	<b>.277</b>	<b>116-92</b>	<b>343</b>	<b>36</b>	<b>95</b>	<b>13</b>	<b>1</b>	<b>2</b>	<b>41</b>	<b>116</b>	<b>.338</b>	<b>39</b>	<b>8</b>	<b>37</b>	<b>10</b>	<b>.361</b>	<b>3</b>	<b>15</b>	<b>3-8</b>	<b>5</b>	<b>.993</b>





# CAMERON COMER 55

C/INF • So. • 6-0 • 180 • L-R  
Powell, Ohio  
Olentangy Liberty

## 2016

- Played in eight games off bench
- Reached base in each of his first five plate appearances (3 2B, 2 BB)
- Hit bases-clearing double against Wagner (3/9)

## OLENTANGY LIBERTY HIGH SCHOOL

- Two-time All-Ohio honoree
- Named OHSAA Division I State Player of Year his senior year
- Earned Rawlings National High School Gold Glove Award as senior
- Was a Prep Baseball Report Position Player of Year
- Three-time First-Team All-Ohio Capital Conference and all-district honoree
- Batted .444 during his four-year varsity career
- Coached by Ty Brenning at Olentangy Liberty

## PERSONAL

- Parents are Brian and Sandy Comer
- Has a younger brother, Carson
- Has black belt in Tae Kwon Do

## COMER BY THE NUMBERS

Year	Avg.	G-GS	AB	R	H	2B	3B	HR	RBI	TB	SLG%	BB	HP	K	GDP	OB%	SF	SH	SB-A	E	FLD%
2016	.500	8-0	6	3	3	3	0	0	4	6	1.000	2	0	1	0	.625	0	0	0-0	0	1.000



# GRANT DONAHUE 23

RHP • So. • 6-1 • 205 • R-R  
Berlin, Md.  
Decatur

## 2016

- Made one appearance out of bullpen, pitching against Wagner (March 9)

## STEPHEN DECATUR HIGH SCHOOL

- Four-time All-Bayside Conference honoree, including three-time first-team selection
- Named First-Team Maryland District 8 his junior and senior seasons
- Earned selection to Brooks Robinson Memorial All-Star East Team in 2015
- Selected as Bayside Conference Senior All-Star Game MVP (Pitcher) in 2015
- Was his conference's Pitcher of the Year in 2014 when he was 6-1 with 0.77 ERA
- Was 19-4 with 197 strikeouts during his four-year varsity career
- Fired no-hitter during sophomore season in 2013
- Coached by Rich Ferro at Decatur HS
- Four-time Minds in Motion Scholar-Athlete
- Played travel team baseball with EvoShield Canes

## PERSONAL

- Parents are Mike and Denise Donahue

## DONAHUE BY THE NUMBERS

Year	ERA	W-L	G-GS	CG	SHO/CBO	SV	IP	H	R	ER	BB	K	BAA	WP	HBP	BK
2016	81.00	0-0	1-0	0	0/0	0	0.1	2	3	3	1	0	.667	0	0	0



# JORDAN DOSEY 35

LHP • Fr. • 6-6 • 215 • L-L  
Yucaipa, Calif.  
Yucaipa

## YUCAIPA HIGH SCHOOL

- Played baseball and basketball at Yucaipa HS
- Earned team's Most Valuable Pitcher Award and academic honors

## PERSONAL

- Son of Chris and Kelli Dosey
- Has one sister, Kelsey



# TOMMY DOYLE 16

RHP • Jr. • 6-6 • 235 • R-R  
Vienna, Va.  
Flint Hill

## 2016

- Pitched in 22 games, including seven starts
- Started in his first six games and seven of first eight before moving to bullpen in Boston College series; his last 14 appearances came out of bullpen
- Batters hit just .202 against him in 15 appearances out of bullpen
- Recorded three saves, all in ACC games
- Worked at least six innings in his first four starts of 2016
- Made first college start at Coastal Carolina and worked six innings of two-run baseball (2/21)
- Allowed two runs (one earned) in seven innings in win over East Carolina (2/28)
- Closed both UVA wins in series wins over UNC and Miami
- Earned first save with two innings of relief at Miami (4/22)
- Struck out three of four batters he faced to claim save in series clincher at Miami (4/24)
- Picked up save in Game 2 of DH at Pitt (4/30)
- Pitched two perfect innings over two appearances at ACC tournament

## 2015

- Pitched in 16 games out of bullpen
- Named to ACC Academic Honor Roll
- Opponents batted .217 against him
- Fired 3 2/3 scoreless innings in NCAA tournament
- Worked one scoreless inning in College World Series against Florida (6/19)
- Matched career high with 2 2/3 scoreless innings against USC in championship game at NCAA Regional (5/31)
- Pitched perfect ninth inning against NC State in ACC tournament (5/23)
- Missed first month of season with mononucleosis

## FLINT HILL HIGH SCHOOL


- Selected by Washington Nationals in 35th round of 2014 MLB Draft
- Three-time all-state and all-conference selection
- 2014 Third-Team All-America selection by Perfect Game
- Named 2014 Co-Virginia State Player of the Year
- Earned 2014 All-Atlantic Region honors
- Was two-time All-Met selection and two-year team captain
- Went 7-2 with 1.86 ERA, 84 strikeouts, 18 walks in 51 innings during senior season
- Set high school's school record for strikeouts in one game with 14
- Coached by Tom Verbanic
- Also played basketball and football at Flint Hill

## PERSONAL

- Parents are George and Laura Doyle
- Mother played field hockey and lacrosse at Lafayette
- Has one brother, Matt, and two sisters, Claire and Katherine - each played or is playing Division I athletics; Matt played baseball at Harvard, while sisters each play lacrosse at Bucknell

## DOYLE BY THE NUMBERS

Year	ERA	W-L	G-GS	CG	SHO/CBO	SV	IP	H	R	ER	BB	K	BAA	WP	HBP	BK
2015	3.47	1-1	16-0	0	0/0	0	23.1	18	11	9	18	15	.217	1	3	1
2016	5.06	2-7	22-7	0	0/0	3	64.0	63	42	36	19	51	.260	1	3	0
<b>TOTAL</b>	<b>4.64</b>	<b>3-8</b>	<b>38-7</b>	<b>0</b>	<b>0/0</b>	<b>3</b>	<b>87.1</b>	<b>81</b>	<b>53</b>	<b>45</b>	<b>37</b>	<b>66</b>	<b>.249</b>	<b>2</b>	<b>6</b>	<b>1</b>



# NATE EIKHOFF 32

INF • So. • 5-11 • 190 • L-R  
Bristow, Va.  
Patriot

## 2016

- Played in 40 games, making 22 starts
- Went 3-for-6 with double and two RBI against Wagner (3/9)
- Doubled twice in win against Louisville (3/25)
- Hit go-ahead, 3-run triple in win over UNC (4/15)
- Cranked 2-run triple against Radford (4/19)
- Recorded three hits and scored twice against VCU (4/20)
- Hit first career home run, a 3-run blast, in win at Miami (4/22); was 3-for-9 in series

## PATRIOT HIGH SCHOOL


- First-Team All-State selection as senior
- Three-year First-Team All-Conference honoree
- Three-time recipient of All-Region and All-Met honors
- Named Co-Conference Player of Year his senior season
- Hit at least .480 in each of his three varsity seasons: .501 as sophomore, .568 as junior and .480 as senior; also hit four home runs his senior year
- Coached by Sammy Serrano
- Played travel team baseball with Marucci Stars

## PERSONAL

- Parents are Rob and Christie Eikhoff
- Mother played softball at Georgia Tech
- Born in San Diego
- Has two brothers, Tyler and Riley, and one sister, Emma

## EIKHOFF BY THE NUMBERS

Year	Avg.	G-GS	AB	R	H	2B	3B	HR	RBI	TB	SLG%	BB	HP	K	GDP	OB%	SF	SH	SB-A	E	FLD%
2016	.284	40-22	102	10	29	7	3	1	17	45	.441	5	1	15	2	.321	1	4	2-5	2	.833



# CHESDIN HARRINGTON 27

RHP • So. • 6-1 • 190 • R-R  
Montpelier, Va.  
Patrick Henry

## 2016

- Pitched in 11 games out of bullpen
- Worked 1 2/3 scoreless innings at Louisville in first ACC action (3/27)
- Fired season-high two innings against VCU (4/20)
- Earned first win in relief outing in Game 2 of DH at Pitt (4/30)

## PATRICK HENRY HIGH SCHOOL

- 2015 Conference 16 Player of Year
- Named 2015 Second-Team All-State 5A as pitcher
- Earned First-Team All-5A North Region and Second-Team All-Metro honors as pitcher in 2015
- First-team all-conference honoree as pitcher and second-team selection at shortstop as senior
- Was three-time all-conference honoree at shortstop (2013, 2014, 2015)
- Recorded 82 strikeouts, 1.08 ERA and just nine walks in 52 innings during senior season
- Fired three shutouts, including a no-hitter against Mills Godwin HS, during his senior year
- Named MVP of 2015 Conference 16 Tournament (pitched eight-inning shutout in championship game and batted .571 in tournament)
- Two-time team captain
- Coached by Sammy Hart
- Also played varsity football for three years (quarterback and wide receiver)
- Was Second-Team All-Conference 16 selection at wide receiver his junior year
- Member of Honor Roll, National Honor Society, BETA Club and Varsity Club
- Played travel team baseball with Virginia Cardinals

## PERSONAL

- Parents are Mark and Julie Harrington
- Has one sister, Logan, who runs cross country and track and Christopher Newport University
- Father played football at Slippery Rock

## HARRINGTON BY THE NUMBERS

Year	ERA	W-L	G-GS	CG	SHO/CBO	SV	IP	H	R	ER	BB	K	BAA	WP	HBP	BK
2016	9.00	1-1	11-0	0	0/0	0	11.0	15	11	11	10	7	.341	2	2	0



# JALEN HARRISON 30

OF • Fr. • 6-3 • 210 • R-R  
Palmyra, Va.  
St. Anne's Belfield

## ST. ANNE'S-BELFIELD SCHOOL

- Three-sport standout at St. Anne's-Belfield School in Charlottesville (football, basketball, baseball)
- Named a Rawlings and Perfect Game Honorable Mention All-American in baseball his senior year
- Earned all-region and All-Prep League Conference honors his senior year
- Batted .400 and hit four home runs his senior year
- Had tremendous football career (quarterback, wide receiver, defensive back) and was a three-year all-state honoree
- Scored over 50 touchdowns in his career and finished as state's fifth all-time leading receiver with 2,658 yards
- Named all-state at defensive back and wide receiver in 2013 and 2014, then earned all-state honors at defensive back and athlete in 2015
- Was named the Old Dominion Conference Offensive Player of the Year at quarterback in 2015
- Scored over 1,000 points in his basketball career
- Was a second-team all-state honoree in hoops at forward
- Received 2016 John G. McCrory Award from St. Anne's-Belfield for outstanding athlete skill for all sports
- Spent his freshman year at Fluvanna County HS

## PERSONAL

- Son of Chad and Jana Harrison
- Has one sister, Caelyn





# ADAM HASELEY

# 7

**OF/LHP • Jr. • 6-1 • 195 • L-L**  
**Windermere, Fla.**  
**The First Academy**

## 2016

- Named Third-Team All-American at utility by Baseball America and NCBWA
- One of three finalists for John Olerud Two-Way Player Award
- Named to watch lists for Golden Spikes and National Pitcher of the Year awards
- Led team with 31 extra-base hits (19 2B, 6 3B, 6 HR) – most XBH by UVA player since Brandon Downes had 37 in 2013
- Had career-best 12-game hit streak snapped on March 25
- Reached base safely in all but eight games
- Second in ACC in triples (6), fifth in runs (61), ninth in doubles (19)
- Was team-best 6-for-13 (.455) in Duke series
- Had big series against Wake Forest, going 9-for-13 (.692) with three doubles, two triples, five runs
- Had career-high four hits in Game 2 of DH against Wake Forest (3/18); was first UVA player in nearly six years to record two triples in a game
- Went 4-for-11 with HR, four RBI in Georgia Tech series
- Was 4-for-12 with five RBI in ACC tournament; was 3-for-5 with two triples, three RBI against Wake Forest (5/27)
- Named to NCAA Charlottesville Regional All-Tournament Team
- Was 6-for-13 with four RBI, four runs in NCAA regional

## Pitching

- Ranked eighth in ACC in wins (9); he won each of his five Tuesday starts prior to moving into weekend rotation
- Ranked second in ACC in ERA (1.73) and opponent batting (.194)
- Ranked ninth nationally in ERA (1.73) and 20th in WHIP (0.96)
- Worked six scoreless innings against NC State to earn win in first weekend start of season (4/2)
- Fired eight innings and retired final 16 batters he faced at Boston College (4/9)
- Allowed one earned run in 5 1/3 innings in loss to North Carolina (4/16)
- Gave up one earned run over seven innings in loss at Miami (4/23)
- Worked eight shutout innings in win at Pitt (5/1)
- Tossed first career complete game against Virginia Tech, facing just two over the minimum (5/21)
- Also started and worked five innings to earn win over ACC tourney win over Louisville (5/28)

## 2015

- Earned Louisville Slugger Freshman All-America honors
- Named to ACC All-Freshman Team and All-NCAA Lake Elsinore Regional Team
- Started all 68 games, including 62 in the outfield (41 CF, 21 RF, 5 P, 1 DH)
- Hit leadoff in 53 games, including 51 of last 52
- Batted .169 over first 15 games but hit .272 from that point moving forward
- Pitched in 11 games – all after April 1 – including five starts
- Hit team-best .364 (4-for-11) in CWS Finals vs. Vanderbilt
- Reached base four times in Game 3 of CWS Finals (6/24); scored game-winning run in fifth inning
- Started on mound in Game 2 of CWS Finals, working career-long five innings in UVa's 3-0 win; also led off and was 1-for-4, becoming just second player in CWS history to start on mound and lead off (Clemson's Bailey Hendley, June 6/15/58)
- Was 4-for-12 and scored five runs in NCAA regional
- Went 2-for-3 and scored four runs in ACC tournament win over Georgia Tech (5/19)
- Started and worked 4 2/3 innings May 23 in ACC Tournament game against NC State
- Pitched twice in North Carolina series – earned win with perfect ninth inning of relief in Game 1, then started Game 3 and worked two scoreless innings
- Worked final two innings of May 10 game against Duke to claim first college save and clinch series win
- Earned first win in first start on April 22 after working four scoreless innings against Liberty
- Made pitching debut on April 1 vs. VMI, working three innings of scoreless relief

## THE FIRST ACADEMY

- Member of 2013 USA Baseball U18 National Team which won world championship in Taichung, Taiwan
- Named to IBAF All-Star Team at outfield and was Team USA's leading hitter
- Also was member of Team USA U14 National Team in 2010
- Three-time first-team all-district honoree
- Earned team's Two-Way Player of the Year Award
- Member of 2014 USA National High School Invitational championship team
- Named team's Defensive Player of the Year
- Coached by Darrell Don and Scott Grove at The First Academy

## PERSONAL

- Parents are Rich and Mary-Kay Haseley
- Has one sister, Giavanna

## HASELEY BY THE NUMBERS

Year	Avg.	G-GS	AB	R	H	2B	3B	HR	RBI	TB	SLG%	BB	HP	K	GDP	OB%	SF	SH	SB-A	E	FLD%
2015	.250	68-68	276	56	69	11	3	1	19	89	.322	39	7	53	6	.355	2	5	5-6	4	.967
2016	.304	60-60	247	61	75	19	6	6	37	124	.502	28	3	29	2	.377	3	4	3-4	3	.976
<b>TOTAL</b>	<b>.275</b>	<b>128-128</b>	<b>523</b>	<b>117</b>	<b>144</b>	<b>30</b>	<b>9</b>	<b>7</b>	<b>56</b>	<b>213</b>	<b>.407</b>	<b>67</b>	<b>10</b>	<b>82</b>	<b>8</b>	<b>.365</b>	<b>5</b>	<b>9</b>	<b>8-10</b>	<b>7</b>	<b>.972</b>

Year	ERA	W-L	G-GS	CG	SHO/CBO	SV	IP	H	R	ER	BB	K	BAA	WP	HBP	BK
2015	2.20	2-1	11-5	0	0/1	1	28.2	28	8	7	11	17	.262	1	0	0
2016	1.73	9-3	13-13	1	0/0	0	78.0	54	25	15	21	48	.194	2	3	0
<b>TOTAL</b>	<b>1.86</b>	<b>11-4</b>	<b>24-18</b>	<b>1</b>	<b>0/1</b>	<b>1</b>	<b>106.2</b>	<b>82</b>	<b>33</b>	<b>22</b>	<b>32</b>	<b>65</b>	<b>.212</b>	<b>3</b>	<b>3</b>	<b>0</b>



# CALEB KNIGHT

# 5

**C • Jr. • 5-11 • 220 • R-R**  
**Checotah, Okla.**  
**Connors State College/Checotah**

## CONNORS STATE COLLEGE

- Named 2016 Spaulding NJCAA Division I Defensive Player of the Year
- Earned 2016 ABCA Rawlings Gold Glove at catcher
- Member of 2016 All-Region Team
- Hit .404 with 12 homers and 67 RBI in 2016
- Threw out 17 of 23 baserunners attempting to steal and had a .997 fielding percentage in 2016

## CHECOTAH HIGH SCHOOL

- Three-time All-Big 8 Conference honoree
- Named conference's defensive player of the year in 2013 and player of the year in 2014
- Four-year letterwinner in football (quarterback/linebacker)
- In his senior year in 2013, he passed for 2,100 yards and rushed for 1,000 yards
- Was conference player of the year in football in 2013
- Named an All-Star by Class at QB by Oklahoma Coaches Association
- Earned McIntosh Country Athlete of the Year honors in 2014
- Was valedictorian of his graduating class

## PERSONAL

- Parents are Tommy and Ginger Knight
- Has a brother, Seth, and sister, Natalia



# DANIEL LYNCH

LHP • So. • 6-4 • 195 • L-L  
Henrico, Va.  
Douglas Freeman

# 9

## 2016

- Made 13 appearances (nine starts) and worked 41 innings
- Struck out nine batters in UVA debut (most by a UVA starter in his first game in the O'Connor era)
- Missed start vs. Wake Forest with illness (3/18)
- Worked five shutout innings and retired final 12 batters he faced in first mid-week start against Old Dominion (3/30)
- Worked 2 1/3 perfect innings out of bullpen over two appearances in ACC tournament

## DOUGLAS FREEMAN HIGH SCHOOL

- Named Perfect Game Honorable Mention All-American
- Was First-Team All-Colonial Conference selection
- Recorded 0.97 ERA his junior year, when he was tabbed a First-Team Class 5A All-State
- Also earned All-Region and All-Metro honors
- Was teammates for three years with current UVA teammate Jack Gerstenmaier
- Coached by Ray Moore
- Earned Academic All-State honors and was member of National Honor Society
- Played travel team baseball with Richmond Baseball Academy West

## PERSONAL

- Father is Dan Lynch
- Oldest of three siblings; has one sister, Molly, and one brother, Will

## LYNCH BY THE NUMBERS

Year	ERA	W-L	G-GS	CG	SHO/CBO	SV	IP	H	R	ER	BB	K	BAA	WP	HBP	BK
2016	5.49	1-3	13-9	0	0/0	0	41.0	44	30	25	15	37	.267	1	8	0



# JAKE MCCARTHY

OF • So. • 6-2 • 200 • L-L  
Scranton, Pa.  
Scranton

# 31

## 2016

- Played in six games, making five starts
- Tore ligaments in big toe (right foot) on Feb. 27 against East Carolina and missed rest of season
- Had hits in four of his five starts
- Recorded two hits at Coastal Carolina (2/21) and followed it up with three-hit game against VMI (2/23)

## SCRANTON HIGH SCHOOL

- Selected in 23rd round of 2015 MLB Draft by Pittsburgh Pirates
- Four-year letterwinner in baseball, football and basketball
- Three-time all-league selection and 2015 all-region honoree in baseball
- Three-time all-region and all-league pick in football; named First-Team All-State running back in 2014
- Named 2014-15 Times-Tribune Male Athlete of the Year
- Batted .442 his senior year with three home runs, 19 hits, 20 runs in 15 games
- Holds school record for rushing yards in school history (6,080), season (2,105) and game (351)
- Also holds school touchdown records for school history (80), season (30) and game (5)
- Lackawanna Football Conference Division I career record holder in rushing, scoring and touchdowns
- In injury-shortened senior season, he rushed for 1730 yards and 30 touchdowns in just eight games and was named Lackawanna Football Conference Division I Offensive Player of Year
- Won league and district team championships with football and basketball
- Coached by Jamie Higgins (baseball) and Mike Marichak (football)
- Member of National Honor Society
- Played travel team baseball with Baseball U

## PERSONAL

- Parents are Joe and Joanne McCarthy
- Has one sister, Morgan, and one brother, Joe
- Brother played at UVA from 2013-15 and was drafted in 2015 by Tampa Bay Rays
- Father played baseball at South Carolina and was drafted three times (Tigers, Twins, Rays)
- McCarthy family (Joe Sr., Joe Jr., Jake and Morgan) all wore No. 31 at Scranton HS, and number was retired on Oct. 23, 2015

## MCCARTHY BY THE NUMBERS

Year	Avg.	G-GS	AB	R	H	2B	3B	HR	RBI	TB	SLG%	BB	HP	K	GDP	OB%	SF	SH	SB-A	E	FLD%
2016	.368	6-5	19	3	7	0	0	0	2	7	.368	1	1	5	0	.429	0	0	0-0	0	1.000



# NOAH MURDOCK

RHP • Fr. • 6-8 • 170 • R-R  
Colonial Heights, Va.  
Colonial Heights

# 28

## COLONIAL HEIGHTS HIGH SCHOOL

- Selected by Washington Nationals in 38th round of 2016 MLB Draft
- Played three sports in high school (baseball, volleyball, basketball)
- Named 2016 Rawlings and Perfect Game Third-Team All-American
- Was All-Atlantic Region First-Team honoree in 2016
- Named Conference 25 Player of the Year and All-Region Player of the Year in 2016
- Twice named Underclass All-American by Perfect Game
- Went 9-0 with 1.53 ERA as junior and 6-2 with 1.83 ERA as sophomore
- Was 2016 Virginia State Player of the Year in volleyball; led CHHS to its first volleyball state championship
- Two-time First-Team All-State and three-time All-Region honoree in volleyball
- Was three-time First-Team All-Conference 25, All-Region and All-Metro honoree in volleyball
- Was three-time All-Academic honoree in both baseball and volleyball
- Coached by Gerald Carsley in baseball
- Played travel baseball with Virginia Cardinals
- Earned Presidential Education Award for maintaining GPA over 3.5 for all four years of high school
- Earned Richmond Times-Dispatch Scholar-Athlete Scholarship in 2016

## PERSONAL

- Parents are Jim and Sharon Murdock
- Has two brothers, Zachary and Jacob



# BOBBY NICHOLSON

RHP • Fr. • 6-3 • 215 • R-R  
Charlottesville, Va.  
St. Anne's-Belfield

# 21

## ST. ANNE'S-BELFIELD SCHOOL

- Three-time all-state honoree in baseball (VISAA)
- Was a four-time All-Prep League selection
- Twice named First-Team All-State in football (VISAA)
- Also played basketball for one season
- Coached by Rich Mazzola and Allan Swanson at STAB

## PERSONAL

- Parents are Steve and Lorrie Nicholson
- Born in Minneapolis, Minnesota
- Has one sister, Allie, who was a member of the UVA rowing team for four years





**JUSTIN**  
**NOVAK** **18**  
INF/C • Jr. • 5-9 • 165 • R-R  
Tokyo, Japan  
American School in Japan

**2016**

- Played in 49 games, with 44 starts (32 at third base, six at second base, five at catcher and one at shortstop)
- Started UVA's last 34 games, including each game in last seven ACC series
- Made huge jump from freshman season, recording 45 hits and 29 RBI
- Went 2-for-3 with career-high three RBI against William & Mary (3/1)
- Recorded career-high four hits in win over JMU (3/22)
- Went 3-for-4 with five RBI and first career HR against GW (4/6)
- Cranked 2-run homer and drove in three against VCU (4/20)
- Was 4-for-9 with pair of RBI in series at Miami
- Hit two-out, two-run double to give UVA the lead in ninth-inning comeback win at Pitt (4/30)
- Was 5-for-14 in Georgia Tech series
- Went 4-for-12 with three runs in NCAA regional; had three hits in opener against William & Mary (6/3)

**2015**

- Played in 36 games, making 23 starts (21 at second base, one at shortstop, one at catcher)
- Started UVA's first 21 games
- Laid down eight sacrifice bunts
- As pinch hitter, put down sac bunt in eighth inning in NCAA Regional game vs. San Diego State, setting up go-ahead RBI single (5/30)
- Singled and scored pair of runs in win at NC State (4/24)
- Recorded pair of RBI in win at East Carolina (2/14)

**AMERICAN SCHOOL IN JAPAN**

- Four-time Kanto Plains All-Star (all-league)
- Led team to two DoDEA Pacific Far East Tournament championships
- Twice named to tournament all-star team
- Team finished 27-0 his senior season
- Coached by John SeEVERS
- Also played two years of basketball (guard) and was team co-captain and MVP his senior year
- Member of team that won 2012-2013 DoDEA Pacific Far East championship
- Was 2013-14 Hong Kong Holiday Tournament All-Star

**PERSONAL**

- Parents are Kevin and Momoko Novak
- Has one brother, Shawn, who pitched at the University of Hawaii and Oxnard College

**NOVAK BY THE NUMBERS**

Year	Avg.	G-GS	AB	R	H	2B	3B	HR	RBI	TB	SLG%	BB	HP	K	GDP	OB%	SF	SH	SB-A	E	FLD%
2015	.095	36-23	75	12	1	1	0	0	3	8	.108	5	5	13	0	.200	1	8	1-1	4	.972
2016	.273	49-44	165	26	45	4	0	2	29	55	.333	12	7	15	2	.348	0	11	1-1	16	.923
<b>TOTAL</b>	<b>.218</b>	<b>85-67</b>	<b>239</b>	<b>38</b>	<b>52</b>	<b>5</b>	<b>0</b>	<b>2</b>	<b>32</b>	<b>63</b>	<b>.264</b>	<b>17</b>	<b>12</b>	<b>28</b>	<b>2</b>	<b>.301</b>	<b>1</b>	<b>19</b>	<b>2-2</b>	<b>20</b>	<b>.943</b>



**HUGHES**  
**PAGE** **48**  
RHP • Fr. • 5-10 • 155 • R-R  
Alexandria, Va.  
Episcopal

**EPISCOPAL HIGH SCHOOL**

- Named to All-Interstate Athletic Conference Team his senior year
- Also was a 2016 All-Met Honorable Mention selection at shortstop
- Earned 2016 Alexandria Sportsman of the Year honors
- Named to 2016 Rawlings-Perfect Game Atlantic All-Region second team
- Named Team MVP his senior year
- Worked 17 2/3 innings and did not allow an earned run during his senior season; allowed only six hits while striking out 32
- Also led team in batting (.385) as a senior
- Allowed 41 hits and struck out 104 in 60 1/3 innings in his high school career

- Earned preseason All-America honors from Perfect Game in 2015 and 2016
- Four-year varsity letterwinner and team captain his junior and senior seasons
- Coached by Chris Warren
- Also ran cross country as freshman and sophomore and qualified for state tournament
- Named to Head's List all four years (top of honor roll) and also was an AP Scholar with Honor

**PERSONAL**

- Parents are Peter and Valerie Page
- Has one brother, Peter, and one sister, Annie
- He is a fourth generation UVA student



**TEDDY**  
**PAISLEY** **37**  
RHP • Fr. • 6-0 • 170 • R-R  
Roanoke, Va.  
Hidden Valley

**HIDDEN VALLEY HIGH SCHOOL**

- Named to 2016 All-Conference 32 First Team
- Posted 6-1 record and 1.70 ERA in 47 2/3 innings of work his senior year
- Earned team's 2016 Pitcher of Year Award
- Named to Conference 32 2016 All Academic-Athletic Team
- Coached by Randal Boone
- Was member of Hidden Valley Honor Roll and also was National Merit Scholar and AP Scholar with Distinction

**PERSONAL**

- Parents are Ted and Elisabeth Paisley
- Has one brother, Worth



**CAYMAN**  
**RICHARDSON** **22**  
INF • Fr. • 6-2 • 175 • R-R  
Mechanicsville, Va.  
Hanover

**HANOVER HIGH SCHOOL**

- Four-year starter who led team to three state championships
- Earned All-State 4A honors at shortstop his senior year
- Batted in the cleanup spot and hit .470 with 11 doubles, 24 runs batted in and 25 runs scored his senior year
- Coached by Charlie Dragum at Hanover
- Played summer ball with Virginia Cardinals
- Also played one year of basketball

**PERSONAL**

- Parents are Don and Keri Richardson
- Father was a quarterback at Ferrum College
- Has one sister, Keleigh, and one brother, Caydon



**JACK**  
**ROBERTS** **17**  
RHP • Sr. • 6-4 • 215 • R-R  
Richmond, Va.  
James River

**2016**

- Made 15 appearances (all in relief)
- Struck out 24 batters in 19 1/3 innings
- Worked 1 1/3 innings of relief against Wake Forest in ACC tournament (5/27)

**2015**

- Made 16 appearances, including 14 out of bullpen
- Made starts against VMI (4/1) and Richmond (5/12)
- Fired four innings of one run baseball and struck out eight against Cornell (March 1)
- Earned win in college debut on Feb. 14 at East Carolina with four innings of one-run relief

**2014**

- Redshirt season

**JAMES RIVER HIGH SCHOOL**

- Named Louisville Slugger All-American his senior year
- Went 7-1 with 0.80 ERA in 11 games during senior year; struck out 84 in 61 IP
- Named Central Region Player of Year and Second-Team All-State as senior
- Was Co-Player of Year for Dominion District in senior year in 2013
- Led team to third-place state finish as sophomore and junior
- Competed at USA Baseball Tournament of Stars as junior
- Made Team USA U16 Team Trials as sophomore
- Was named First-Team All-Dominion District three times at first base; second-team selection his senior year
- Coached by Pete Schumacher
- Was high school teammate of former UVA pitcher Nathan Kirby

**PERSONAL**

- Parents are Jeff and Mary Ann Roberts
- Has one sister, Katie, and one brother, Will
- Will pitched at UVA from 2009-11 and now is in Cleveland Indians organization
- Cousins Mike and Sam Roberts played at VMI and went on to play minor league baseball

**ROBERTS BY THE NUMBERS**

Year	ERA	W-L	G-GS	CG	SHO/CBO	SV	IP	H	R	ER	BB	K	BAA	WP	HBP	BK
2015	6.08	1-1	16-2	0	0/1	1	23.2	18	17	16	20	22	.207	6	1	0
2016	3.26	0-0	15-0	0	0/1	0	19.1	7	8	7	19	24	.117	2	1	0
<b>TOTAL</b>	<b>4.81</b>	<b>1-1</b>	<b>31-2</b>	<b>0</b>	<b>0/2</b>	<b>1</b>	<b>43.0</b>	<b>25</b>	<b>25</b>	<b>23</b>	<b>39</b>	<b>46</b>	<b>.170</b>	<b>8</b>	<b>2</b>	<b>0</b>



**TYLER**  
**SHAMBORA** **53**  
RHP • Sr. • 6-0 • 185 • R-R  
Venice, Fla.  
St. Petersburg College/Venice HS

**2016**

- Worked in 24 games out of bullpen, accumulating 50 1/3 innings
- After allowing eight earned runs in first four games (4 2/3 IP), he recorded 13 1/3 straight scoreless innings in four games from March 9-26
- Worked 3 1/3 scoreless innings and earned win as UVA rallied to win at Duke (3/12)
- Pitched four scoreless innings to wrap up game and earn the win against Wake Forest (3/18)
- Worked two scoreless innings of relief to earn win against Longwood (4/13)
- Allowed only one baserunner in four innings of relief against Radford to earn first save (4/19)
- Worked 4 1/3 scoreless innings in back-to-back Tuesday outings to pick up wins at Old Dominion (4/26) and Liberty (5/3)

**ST. PETERSBURG COLLEGE**

- Named Second-Team All-Conference in 2015
- Went 6-2 with 2.77 ERA and just 13 walks in 78 innings
- Also fired two complete games
- Coached by Ryan Beckman

**VENICE HIGH SCHOOL**

- Member of back-to-back state championship teams in 2012 and 2013
- Coached by Craig Faulkner
- Member of Spanish Honor Society
- Played travel team baseball with Florida Burn

**PERSONAL**

- Parents are John and Stephanie Shambora
- Has two older brothers, Douglas and Dennis, and one younger sister, Isabella

**SHAMBORA BY THE NUMBERS**

Year	ERA	W-L	G-GS	CG	SHO/CBO	SV	IP	H	R	ER	BB	K	BAA	WP	HBP	BK
2016	3.22	5-1	24-0	0	0	1	50.1	47	19	18	13	35	.253	2	4	1



**CAMERON**  
**SIMMONS** **20**  
OF • So. • 6-3 • 195 • R-R  
Royersford, Pa.  
Spring-Ford

**2016**

- Played in 50 games with 44 starts (41 RF, 3 LF); both ranked as the most among UVA's freshmen
- After slow start at plate, he found his stride in late April
- Played in each of UVA's last 19 games, batting .319 (23-for-72) with eight doubles in that stretch
- Batted team-high .406 (13-32) during UVA's eight-game win streak in late April/early May
- Homered in first UVA game on Feb. 19 against Kent State
- Hit long home run vs. Wagner (3/9); also doubled in drove in season-high four runs and scored three runs
- Started and recorded hits in all three games in Wake Forest series (4-for-9, two runs in series)
- Hit 3-run double in win over North Carolina (4/17)
- Ripped solo home run in ninth inning in win at Miami (4/22)
- Was 4-for-11 in Georgia Tech series
- Homered in Game 1 of Virginia Tech series; was 4-for-11 in series
- Was 4-for-12 with three runs in NCAA regional

**SPRING-FORD HIGH SCHOOL**

- Named First-Team All-Southeastern Pennsylvania as senior
- Was Mercury All-Area Player of Year as senior
- Named Pioneer Athletic Conference MVP his senior year and also was First-Team All-PAC selection
- Batted .452 with three home runs, eight doubles and four triples his senior year
- Coached by Bruce Brobst
- Played travel team baseball with All-Star Baseball Academy

**PERSONAL**

- Parents are Steve and Sue Simmons
- Has two brothers, Connor and Chase

**SIMMONS BY THE NUMBERS**

Year	Avg.	G-GS	AB	R	H	2B	3B	HR	RBI	TB	SLG%	BB	HP	K	GDP	OB%	SF	SH	SB-A	E	FLD%
2016	.261	50-44	165	29	43	13	0	4	21	68	.412	8	5	47	4	.313	1	3	3-5	2	.980





# PAVIN SMITH

# 10

1B/OF • Jr. • 6-2 • 210 • L-L  
Jupiter, Fla.  
Palm Beach Gardens

## 2016

- Second-Team All-ACC selection at first base
- Named Preseason Third-Team All-American by Baseball America
- Second on team and seventh in ACC with 57 RBI
- Ranked seventh nationally with eight sacrifice flies
- Hit grand slam against VMI (2/23)
- Was 4-for-9 with three RBI in Wake Forest series
- Was 4-for-10 in Louisville series (hit 3-run home run in win on March 25)
- Ripped 3-run home run in 10th inning at Boston College (4/10)
- Went 4-for-10 and scored three runs in UNC series
- Homered and reached base five times in 3-for-3, three-RBI day at Old Dominion (4/26)
- Was 4-for-9 with three walks in Georgia Tech series
- Was 6-for-13 with five runs in ACC tournament
- Named to NCAA Charlottesville Regional All-Tournament Team
- Went 5-for-15 in NCAA regional; hit two home runs against East Carolina (6/4), becoming first player in program history to record a multiple-homer game in the NCAA tournament

## 2015

- Named to Baseball America, D1Baseball and Louisville Slugger Freshman All-America teams (second team)
- Selected to All-NCAA Lake Elsinore Regional Team
- Named to ACC All-Freshman Team
- Started all 68 games (34 at 1B, 32 in LF, 1 in RF, 1 at DH)
- Batted .302 with seven RBI in NCAA tournament (13-for-43)
- Hit game-tying two-run home run in fourth inning and two-out, go-ahead single in fifth in Game 3 of CWS Finals vs. Vanderbilt (6/24); was 2-for-3 in game
- Led team with 83 hits, becoming first freshman to lead team in hits since Bill Narleski in 1984
- Was first freshman to lead a national championship team in hits since at least the 2000 season
- Recorded most hits by a UVa freshman since Steven Proscia (86) in 2009
- Tied for fourth in ACC in hits (second among freshmen)
- Picked up hits in 18 of last 20 games
- Batted team-best .341 since return from exam break (28-for-82)
- Batted .400 (6-for-15) and scored team-high six runs at ACC tournament
- Second on team with 23 multiple-hit games
- Was 4-for-11 with three runs in North Carolina series
- Recorded career-high four hits in win over Cornell (3/1)
- Had 10-game hit streak to begin his UVa career

## PALM BEACH GARDENS HIGH SCHOOL

- Selected in 32nd round of 2014 MLB Draft by Colorado Rockies
- Named First-Team All-State as senior
- Three-time first-team all-conference honoree (second-team as freshman)
- Four-time all-county honoree
- As a senior, hit .395 with seven homers and 30 RBI while striking out just seven times; on mound, he went 5-0 with 0.66 ERA, recording 54 strikeouts and six walks in 32 innings
- Was named to Florida and Palm Beach County all-star teams as senior
- Named Third-Team Preseason All-American by Baseball America prior to senior season
- Coached by Joe Russo

## PERSONAL

- Parents are Timothy and Pamela Smith
- Has three sisters, Paige, Sydney and Olivia

## SMITH BY THE NUMBERS

Year	Avg.	G-GS	AB	R	H	2B	3B	HR	RBI	TB	SLG%	BB	HP	K	GDP	OB%	SF	SH	SB-A	E	FLD%
2015	.307	68-68	270	38	83	14	4	7	44	126	.467	26	5	40	5	.373	5	1	2-8	5	.988
2016	.329	60-60	228	43	75	16	1	8	57	117	.513	36	1	23	6	.410	8	1	2-3	7	.987
<b>TOTAL</b>	<b>.317</b>	<b>128-128</b>	<b>498</b>	<b>81</b>	<b>158</b>	<b>30</b>	<b>5</b>	<b>15</b>	<b>101</b>	<b>243</b>	<b>.488</b>	<b>62</b>	<b>6</b>	<b>63</b>	<b>7</b>	<b>.390</b>	<b>13</b>	<b>2</b>	<b>4-11</b>	<b>12</b>	<b>.987</b>



# BENNETT SOUSA

# 11

LHP • Jr. • 6-3 • 210 • L-L  
North Palm Beach, Fla.  
The Benjamin School

## 2016

- Appeared in 16 games, including 13 out of bullpen
- His last three appearances were midweek starts
- Fired scoreless 10th and 11th inning in earning win against Monmouth (3/5)
- Worked into the sixth inning and did not walk a batter in first college start against Radford, earning the win (4/19)

## 2015

- Made seven appearances out of bullpen
- Recorded scoreless outings in six of his seven games
- Made first ACC appearances against Florida State, pitching on March 21 and 22
- Made UVa debut on Feb. 20 against Marist, working one scoreless inning

## THE BENJAMIN SCHOOL

- Named 2014 Second-Team All-American by Perfect Game
- Also named to Perfect Game's Underclass All-America teams in 2012 and 2013
- Named to Palm Beach Post All-Area Team All-Four years
- Earned Palm Beach County First-Team All-County honors twice at pitcher
- Claimed Florida First-Team All-Region honors as senior
- Was Palm Beach District Pitcher of Year as sophomore
- Coached by Brian Kaplan
- Earned Buccaneer Award his senior year (for leadership)

## PERSONAL

- Parents are John and Erika Sousa
- Has two sisters, Gretchen and Whitney

## SOUSA BY THE NUMBERS

Year	ERA	W-L	G-GS	CG	SHO/CBO	SV	IP	H	R	ER	BB	K	BAA	WP	HBP	BK
2015	5.14	1-0	7-0	0	0/0	0	7.0	7	4	4	13	2	.304	2	1	0
2016	7.92	3-0	16-3	0	0/0	0	25.0	30	25	22	19	23	.297	6	1	2
<b>TOTAL</b>	<b>7.31</b>	<b>4-0</b>	<b>23-3</b>	<b>0</b>	<b>0/0</b>	<b>0</b>	<b>32.0</b>	<b>37</b>	<b>29</b>	<b>26</b>	<b>32</b>	<b>25</b>	<b>.298</b>	<b>8</b>	<b>2</b>	<b>2</b>



# EVAN SPERLING

# 34

RHP • So. • 6-6 • 215 • R-R  
Poquoson, Va.  
Grafton

## 2016

- Did not compete because of injury suffered in high school

## GRAFTON HIGH SCHOOL

- 2014 and 2015 All-Conference 19 selection, both as pitcher and first baseman
- Was 2015 First-Team Class 5A All-State selection as first baseman as senior
- Also was a two-time all-region honoree
- Was 18-9 with two saves during high school career
- Went 3-3 with 53 strikeouts in 35 innings his senior year; also hit .420 with three homers, five doubles and 31 RBI
- Was 9-2 during junior season
- Coached by Matt Lewellen
- Named 2015 Peninsula Sports Club Most Outstanding High School Athlete
- Three-time Grafton High School Athlete of the Year
- Also played four years of basketball (forward) and two seasons of football (QB)
- Averaged 19.5 points and 15 rebounds per game his senior year after averaging 14.2 ppg and 12 rpg his junior season
- Was Conference 19 Player of the Year and First-Team Class 4A All-State his senior year
- Was First-Team All-Conference 19 and an all-region honoree his junior and senior seasons
- Played travel team baseball with EvoShield Canes

## PERSONAL

- Parents are Ron and Gigi Sperling
- Born in Santa Maria, Calif.



# JACKSON TEDDER 33

LHP • Fr. • 6-0 • 180 • R-L  
Beavercreek, Ohio  
Beavercreek

## BEAVERCREEK HIGH SCHOOL

- Two-time All-Ohio honoree (second team as a junior, first team as a senior)
- Recorded a 0.19 ERA and 80 strikeouts his senior season
- Twice named First-Team All-Greater Western Ohio Conference
- Named All-Area Player of the Year his senior year
- Earned Team MVP honors his senior year
- Also played the outfield
- Coached by Brandon Long
- Also played four years of basketball

## PERSONAL

- Parents are Swain and Vanessa Tedder
- Has one sister, Kaitlin, and two brothers, Ethan and Owen



# ANDY WEBER 19

INF • So. • 6-1 • 190 • L-R  
Aurora, Ohio  
Aurora

## 2016

- Played in 33 games, including 26 starts at third base
- Started each of the first 12 games this season at third base
- Had three hits against Towson (3/15) and James Madison (3/22)
- Scored two runs and drove in two against George Washington (4/6)

## AURORA HIGH SCHOOL

- Three-time All-Chagrin Valley Conference selection
- Named All-Ohio and Academic All-Ohio his senior year
- Two-time All-Struthers District honoree
- Batted .433 and was team captain as senior
- Holds school career triples record with 10 and helped team turn single-season record 29 double plays
- Led Aurora to first two state final four appearances in program history (2013, '15)
- Led team in RBI his last three years
- Coached by Michael Broncazio
- Earned spot on Academic Honor Roll all four years and named to National Honor Society
- Played travel team baseball with Diamond Boys

## PERSONAL

- Parents are Scott and Barb Weber
- Youngest of three siblings; has one brother, John, and one sister, Laura

## WEBER BY THE NUMBERS

Year	Avg.	G-GS	AB	R	H	2B	3B	HR	RBI	TB	SLG%	BB	HP	K	GDP	OB%	SF	SH	SB-A	E	FLD%
2016	.269	33-26	93	16	25	3	1	0	11	30	.323	6	1	10	1	.314	2	4	0-0	6	.919



# JACK WEILLER 3

INF • So. • 6-0 • 185 • L-R  
Waccabuc, N.Y.  
John Jay-Cross River

## 2016

- Played in two games off the bench: George Washington (April 6) and North Carolina (April 16)

## JOHN JAY-CROSS RIVER HIGH SCHOOL


- Three-time All-New York honoree
- Named to ABCA/Rawlings High School All-Northeast Region Team in 2015
- Three-time All-Section 1 and four-time all-league honoree
- Two-time team captain in baseball and basketball and four-time Scholar-Athlete Award honoree
- Batted .397 with 114 hits, five home runs, eight triples, 26 doubles, 61 RBI and 66 runs in high school career
- Finished career with most wins (66), most playoff games played (16) and most playoff wins (12) in program history
- Coached by Geoff Curtis
- Also a three-year basketball letterwinner (shooting guard)
- Named Honorable Mention All-League his senior year
- Played travel team baseball with Taconic Rangers

## PERSONAL

- Parents are Chris and Leslie Weiller
- Has one older sister, Allie

## WEILLER BY THE NUMBERS

Year	Avg.	G-GS	AB	R	H	2B	3B	HR	RBI	TB	SLG%	BB	HP	K	GDP	OB%	SF	SH	SB-A	E	FLD%
2016	.000	2-0	2	0	0	0	0	0	0	0	.000	0	0	0	0	.000	0	0	0-0	0	1.000



# RILEY WILSON 15

LHP • Jr. • 6-0 • 180 • L-L  
Midlothian, Va.  
Cosby

## 2016

- Did not see game action

## 2015

- Redshirt season

## COSBY HIGH SCHOOL

- First-team all-conference outfield and second-team pitcher honoree as senior
- Earned second-team all-region (outfield) and all-metro (pitcher) honors as senior
- Also earned all-district and all-region honors at DH as junior
- Went 7-0 with 1.24 ERA and 60 strikeouts in 45 innings his senior; also batted .386 with home run and 15 RBI
- Coached by Tim Lowery

## PERSONAL

- Parents are Philip and Linda Wilson
- Has one brother, Tyler, who played at Virginia from 2008-11 and currently pitches for Baltimore Orioles



# 2016 SEASON IN REVIEW

## UVA reaches 13th straight NCAA Tournament, hosts regional

### CAVALIERS REACH 13TH STRAIGHT NCAA TOURNAMENT

- Virginia reached its 16th NCAA tournament all-time, including its 13th straight under Brian O'Connor.
- Virginia hosted a regional for the ninth time in the last 13 seasons.
- UVA is one of just five schools to reach the NCAA tournament in each of the last 13 years.

### O'CONNOR SETS WINS RECORD

- Virginia head coach Brian O'Connor became UVA's winningest head coach on May 28 in UVA's 7-2 ACC tournament win over Louisville.
- The win was O'Connor's 595th in just 13 seasons.
- He finished the season with a 596-223-2 career record.
- O'Connor also holds the UVA record for ACC wins (244) and NCAA tournament wins (47).

### CAVALIERS CATCH FIRE AFTER SLOW START

- Virginia started the season 20-14 after dropping two of three games at Boston College (April 8-10), but went 18-8 the rest of the way.
- UVA started 7-8 in the first half of ACC play, but went 12-3 in the back half of the conference schedule (won last five ACC series).
- Virginia altered its rotation in early April, moving midweek starter Adam Haseley and closer Alec Bettinger into the weekend rotation, while shifting Tommy Doyle from the rotation to closer.
- After Bettinger moved out of the closer role, UVA's weekend starters went 11-4 with a 3.07 ERA.

### THREE NAMED ALL-AMERICANS, FOUR PICK UP ALL-ACC HONORS

- Connor Jones, Matt Thaiss and Adam Haseley each picked up 2016 All-America honors.
- Jones was named a first-team All-American by the ABCA, NCBWA and Perfect Game.
- Thaiss earned second-team honors from Baseball America and D1Baseball, while Haseley nabbed third-team laurels from Baseball America, Perfect Game and the NCBWA.
- Jones was a first-team All-ACC honoree, while Thaiss and Pavin Smith were named to the second team. Ernie Clement was a third-team selection.
- Thaiss and Daniel Pinero (shortstop) each were named to the ACC All-Tournament Team.

### JONES ANCHORS ROTATION

- Connor Jones was outstanding as UVA's Friday starter, going 11-1 with a 2.34 ERA in 103 2/3 innings.
- He was a consensus first-team All-American and a first-team All-ACC honoree.
- Jones finished his career with 22 wins (fourth in program history) and 268 2/3 innings pitched (eighth at UVA).

### THAISS LEADS OFFENSE

- Catcher Matt Thaiss had his second straight monster season and was a consensus All-American.
- He led the team in batting (.375), home runs (10) and RBI (59) while playing in all 60 games.
- Thaiss was one of 15 semifinalists for the Johnny Bench Award.
- Thaiss had a career-long 18-game hit streak late in the season, the longest hit streak at UVA since Dan Grovatt's 19-game streak in 2009.

### HASELEY SHOWS VERSATILITY

- In addition to his work on the mound, Adam Haseley has been a key instigator in the Cavaliers' offense this season.
- He owns a team-high 29 extra-base hits (18 2B, 5 3B, 6 HR) and ranks second in the ACC in triples (5), fifth in runs (57) and eighth in doubles (18).
- He hit his sixth home run May 13 against Georgia Tech and is tied for second on the team in long balls.
- He has reached base safely in all but seven games this season.

### CLEMENT HAS BREAKOUT SEASON

- Ernie Clement became a force at the plate during his sophomore season and earned Third-Team All-ACC honors while batting .351.
- Clement recorded 92 hits, tied for third most in a season at Virginia.
- He also scored 62 runs, which is fifth most in one season at UVA.
- He was third in the ACC in hits (92) and runs (62) and 14th in batting (.351)
- Clement struck out just 12 times in 262 at bats and ranked fourth toughest to strike out nationally (1 every 21.8 AB).



Matt Thaiss

### UVA EARNS SERIES WIN AT NO. 1 MIAMI


- Virginia won its seventh straight series against the Hurricanes, matching UVA's longest current streak against an ACC opponent (Clemson).
- Then-No. 1 Miami led in only four innings in the series (sixth through ninth Saturday).
- Twelve of Virginia's 15 runs came with two outs.
- UVA got contributions up and down the lineup, while its typical top four in the order (Haseley, Clement, Thaiss, Smith) went 8-for-47 (.170).
- Justin Novak (4-9) and Daniel Pinero (4-10) led UVA in hits.
- UVA's starting rotation allowed five earned runs in 20 innings in three straight quality starts.

### DAVENPORT REACHES 100K MARK ONCE AGAIN

- Virginia surpassed the 100,000 mark in attendance for the sixth time in seven years.
- UVA averaged 3,675 fans per game over 36 home dates, ranking 16th nationally in average attendance and 14th in total attendance (132,308).
- The Cavaliers set a program record average in the regular season, with 3,638 fans per game.
- UVA's total attendance was second most in program history.

### MORE DRAFT SUCCESS

- Three Cavaliers were selected in the 2016 Major League Baseball First-Year Player Draft.
- Matt Thaiss was selected 16th overall by the Los Angeles Angels, the 10th first-round draft pick in program history and UVA's third straight season with a first-round selection.
- Connor Jones was taken 70th overall by the St. Louis Cardinals as part of the second round.
- Daniel Pinero was a ninth-round pick.
- Sixty-nine UVA players have been selected in the MLB Draft since the current coaching staff took over in 2004.



Connor Jones

# 2016 REVIEW AT A GLANCE

**Overall Record:** 38-22

**ACC Record & Finish:** 19-11  
(2nd in Coastal Division)

**Final National Rankings:**  
17 (Collegiate Baseball)  
21 (Baseball America, D1Baseball)  
22 (NCBWA, USA Today)

## POSTSEASON

**ACC Baseball Championship:**  
• Went 1-2 (defeated Louisville; lost to Clemson, Wake Forest)

**NCAA Tournament:**  
• Went 1-2 at Charlottesville Regional (defeated William & Mary, lost to East Carolina and William & Mary)

## ALL-ACC TEAM

### First Team

Connor Jones, starting pitcher

### Second Team

Pavin Smith, first base

Matt Thaiss, catcher

### Third Team

Ernie Clement, second base

## ACC ACADEMIC HONOR ROLL

Charlie Cody  
Robbie Coman  
Kevin Doherty  
Tommy Doyle  
Jack Gerstenmaier  
Holden Grounds  
Jack Roberts  
Pavin Smith  
Matt Thaiss  
Jack Weiller

## ALL-ACC ACADEMIC BASEBALL TEAM

Kevin Doherty

## ACC PLAYER OF THE WEEK

Matt Thaiss, April 18

## ACC PITCHER OF THE WEEK

Connor Jones, April 11, May 2

## NCAA CHARLOTTESVILLE REGIONAL

### ALL-TOURNAMENT TEAM

Pavin Smith, 1B  
Daniel Pinero, SS  
Adam Haseley, OF

### ABCA ALL-REGION TEAM

#### First Team

Connor Jones, starting pitcher

#### Second Team

Matt Thaiss, catcher

## NATIONAL HONORS BY PLAYER

### Adam Haseley

• Third-Team All-American, utility  
(Baseball America, Perfect Game, NCBWA)

### Connor Jones

• First-Team All-American  
(ABCA, Perfect Game, NCBWA)  
• Second-Team All-American  
(Baseball America, D1Baseball, Louisville Slugger)

### Matt Thaiss

• Second-Team All-American  
(Baseball America, D1Baseball)  
• Third-Team All-American  
(Louisville Slugger, NCBWA, Perfect Game)  
• Semifinalist for Dick Howser Trophy and Johnny Bench Award

## MAJOR LEAGUE BASEBALL DRAFT

### Rd/Selection

1/16 Matt Thaiss, C/1B, Angels  
2/70 Connor Jones, RHP, Cardinals  
9/265 Daniel Pinero, INF, Tigers

## MISCELLANEOUS STATS

### HITTING STREAKS

	Longest	Final
21 Matt Thaiss	18	-
4 Ernie Clement	12	5
7 Adam Haseley	12	5
5 Ryan Karstetter	9	-
22 Daniel Pinero	7	1
10 Pavin Smith	7	7
19 Andy Weber	5	-
28 Kevin Doherty	5	5
37 Doak Dozier	5	-
20 Cameron Simmons	5	1
32 Nate Eikhoff	5	-
18 Justin Novak	5	1
12 Charlie Cody	5	-
31 Jake McCarthy	4	4
25 Jack Gerstenmaier	4	4
55 Cameron Comer	3	-
2 Jon Meola	2	2
8 Robbie Coman	2	2

### REACHED BASE STREAKS

	Longest	Final
7 Adam Haseley	24	5
4 Ernie Clement	24	5
21 Matt Thaiss	19	19
22 Daniel Pinero	17	9
10 Pavin Smith	13	7
12 Charlie Cody	11	-
5 Ryan Karstetter	9	-
20 Cameron Simmons	8	1
32 Nate Eikhoff	7	-
18 Justin Novak	7	4
25 Jack Gerstenmaier	6	4
19 Andy Weber	5	3
28 Kevin Doherty	5	5
37 Doak Dozier	5	-
31 Jake McCarthy	5	5
55 Cameron Comer	4	-
8 Robbie Coman	4	4
2 Jon Meola	2	2

### MULTIPLE-HIT GAMES

	2	3	4	5+	Total
21 Matt Thaiss	22	6	1	-	29
4 Ernie Clement	15	9	2	-	26
10 Pavin Smith	16	6	1	-	23
7 Adam Haseley	14	7	1	-	22
22 Daniel Pinero	11	7	2	-	20
20 C. Simmons	7	4	-	-	11
18 Justin Novak	7	3	1	-	11
19 Andy Weber	6	2	-	-	8
5 Ryan Karstetter	6	2	-	-	8
32 Nate Eikhoff	3	2	-	-	5
25 J. Gerstenmaier	3	1	-	-	4
31 Jake McCarthy	1	1	-	-	2
12 Charlie Cody	1	1	-	-	2
37 Doak Dozier	1	-	-	-	1

### MULTIPLE RBI GAMES

	2	3	4	5+	Total
21 Matt Thaiss	9	4	3	-	16
10 Pavin Smith	6	4	1	1	12
22 Daniel Pinero	7	2	1	-	10
7 Adam Haseley	6	3	-	-	9
20 C. Simmons	3	1	1	-	5
18 Justin Novak	2	2	-	1	5
12 Charlie Cody	4	1	-	-	5
4 Ernie Clement	4	-	1	-	5
32 Nate Eikhoff	2	2	-	-	4
19 Andy Weber	3	-	-	-	3
25 J. Gerstenmaier	2	1	-	-	3
5 Ryan Karstetter	2	-	-	-	2
31 Jake McCarthy	1	-	-	-	1
28 Kevin Doherty	-	1	-	-	1
55 Cameron Comer	-	1	-	-	1



# 2016 RESULTS

**RECORD:** 38-22 **HOME:** 24-12 **AWAY:** 11-8 **NEUTRAL:** 3-2 **ACC:** 19-11

Date	Opponent	W/L	Score	R-H-E	R-H-E	Inns	Overall	ACC	Pitcher of Record	Atten.Time
1 Feb 19, 2016	vs Kent State	W	8-6	8-11-0	6-9-2	9	1-0-0	0-0-0	Jones, C. (W 1-0)	0 3:12
1 Feb 20, 2016	vs Appalachian St.	W	8-0	8-15-0	0-5-3	9	2-0-0	0-0-0	Lynch, D. (W 1-0)	850 2:55
Feb 21, 2016	at Coastal Carolina	L	4-5	4-12-0	5-6-2	9	2-1-0	0-0-0	Bettinger, A (L 0-1)	3136 3:20
Feb 23, 2016	VMI	W	18-1	18-18-1	1-4-3	9	3-1-0	0-0-0	Haseley, A. (W 1-0)	3105 3:26
Feb 26, 2016	EAST CAROLINA	L	5-8	5-11-1	8-10-1	(10)	3-2-0	0-0-0	Bettinger, A (L 0-2)	3351 4:03
Feb 27, 2016	EAST CAROLINA	L	1-6	1-6-0	6-8-1	9	3-3-0	0-0-0	Lynch, D. (L 1-1)	3669 2:50
Feb 28, 2016	EAST CAROLINA	W	4-2	4-6-2	2-8-5	9	4-3-0	0-0-0	Doyle, T. (W 1-0)	3993 2:45
Mar 01, 2016	WILLIAM & MARY	W	16-8	16-17-2	8-11-6	9	5-3-0	0-0-0	Haseley, A. (W 2-0)	3105 3:09
Mar 04, 2016	MONMOUTH	W	4-2	4-6-1	2-6-1	9	6-3-0	0-0-0	Jones, C. (W 2-0)	3092 2:24
Mar 05, 2016	MONMOUTH	W	11-10	11-13-0	10-15-3	(11)	7-3-0	0-0-0	Sousa, B. (W 1-0)	3399 4:10
Mar 06, 2016	MONMOUTH	L	4-6	4-13-2	6-11-3	9	7-4-0	0-0-0	Doyle, T. (L 1-1)	3321 3:00
Mar 08, 2016	WAGNER	W	6-2	6-9-1	2-6-2	9	8-4-0	0-0-0	Haseley, A. (W 3-0)	3071 2:20
Mar 09, 2016	WAGNER	W	20-7	20-20-0	7-9-2	9	9-4-0	0-0-0	Rosenberger (W 1-0)	3149 3:33
* Mar 11, 2016	at Duke	W	6-0	6-10-0	0-8-0	9	10-4-0	1-0-0	Jones, C. (W 3-0)	632 3:11
* Mar 12, 2016	at Duke	W	7-6	7-12-1	6-10-1	9	11-4-0	2-0-0	Shambora, T. (W 1-0)	906 3:26
* Mar 13, 2016	at Duke	L	0-3	0-5-0	3-5-1	9	11-5-0	2-1-0	Doyle, T. (L 1-2)	533 2:22
Mar 15, 2016	TOWSON	W	4-3	4-14-2	3-8-1	9	12-5-0	2-1-0	Haseley, A. (W 4-0)	2949 2:58
Mar 16, 2016	TOWSON	W	10-8	10-12-1	8-10-2	9	13-5-0	2-1-0	Sousa, B. (W 2-0)	3072 3:05
* Mar 18, 2016	WAKE FOREST	W	4-0	4-6-1	0-7-2	9	14-5-0	3-1-0	Jones, C. (W 4-0)	3488 2:52
* Mar 18, 2016	WAKE FOREST	W	6-4	6-11-1	4-4-1	9	15-5-0	4-1-0	Shambora, T. (W 2-0)	3453 3:13
* Mar 19, 2016	WAKE FOREST	L	8-9	8-12-2	9-11-2	9	15-6-0	4-2-0	Bettinger, A (L 0-3)	3686 3:17
Mar 22, 2016	JAMES MADISON	W	15-6	15-17-2	6-8-5	9	16-6-0	4-2-0	Haseley, A. (W 5-0)	3384 3:35
* Mar 25, 2016	at Louisville	W	6-3	6-9-1	3-6-0	9	17-6-0	5-2-0	Jones, C. (W 5-0)	2667 2:58
* Mar 26, 2016	at Louisville	L	4-11	4-10-3	11-11-4	9	17-7-0	5-3-0	Lynch, D. (L 1-2)	3334 3:21
* Mar 27, 2016	at Louisville	L	0-15	0-7-2	15-14-1	9	17-8-0	5-4-0	Doyle, T. (L 1-3)	2024 2:38
Mar 30, 2016	OLD DOMINION	L	4-5	4-9-2	5-9-0	9	17-9-0	5-4-0	Bettinger, A (L 0-4)	3383 3:00
* Apr 01, 2016	NC STATE	L	7-8	7-15-2	8-10-0	9	17-10-0	5-5-0	Jones, C. (L 5-1)	3927 3:55
* Apr 02, 2016	NC STATE	W	5-3	5-7-1	3-11-3	9	18-10-0	6-5-0	Haseley, A. (W 6-0)	4300 3:02
* Apr 03, 2016	NC STATE	L	2-5	2-6-2	5-12-1	9	18-11-0	6-6-0	Doyle, T. (L 1-4)	3874 3:09
Apr 05, 2016	at VCU	L	5-7	5-10-2	7-11-2	9	18-12-0	6-6-0	Lynch, D. (L 1-3)	3028 3:17
Apr 06, 2016	GEORGE WASH.	W	15-3	15-16-2	3-9-2	9	19-12-0	6-6-0	Rosenberger (W 2-0)	3097 2:57
* Apr 08, 2016	at Boston College	W	3-0	3-4-1	0-1-3	9	20-12-0	7-6-0	Jones, C. (W 6-1)	230 3:07
* Apr 09, 2016	at Boston College	L	2-3	2-4-2	3-6-1	9	20-13-0	7-7-0	Doyle, T. (L 1-5)	519 3:07
* Apr 10, 2016	at Boston College	L	4-5	4-12-1	5-11-1	(13)	20-14-0	7-8-0	Harrington (L 0-1)	412 5:01
Apr 13, 2016	LONGWOOD	W	9-4	9-10-0	4-9-5	9	21-14-0	7-8-0	Shambora, T. (W 3-0)	3055 3:28
* Apr 15, 2016	NORTH CAROLINA	W	7-4	7-8-2	4-8-1	9	22-14-0	8-8-0	Jones, C. (W 7-1)	3933 3:40
* Apr 16, 2016	NORTH CAROLINA	L	1-8	1-5-2	8-7-0	9	22-15-0	8-9-0	Haseley, A. (L 6-1)	4975 3:30
* Apr 17, 2016	NORTH CAROLINA	W	15-9	15-12-2	9-15-2	9	23-15-0	9-9-0	Doherty, K. (W 1-0)	4950 4:30
Apr 19, 2016	RADFORD	W	11-3	11-8-4	3-4-1	9	24-15-0	9-9-0	Sousa, B. (W 3-0)	3264 2:52
Apr 20, 2016	VCU	L	5-11	5-12-1	11-14-0	9	24-16-0	9-9-0	Doherty, K. (L 1-1)	3345 3:21
* Apr 22, 2016	at Miami (FL)	W	6-5	6-10-2	5-9-1	9	25-16-0	10-9-0	Jones, C. (W 8-1)	3015 3:15
* Apr 23, 2016	at Miami (FL)	L	2-9	2-5-2	9-9-0	9	25-17-0	10-10-0	Haseley, A. (L 6-2)	4099 3:02
* Apr 24, 2016	at Miami (FL)	W	7-3	7-11-0	3-8-1	9	26-17-0	11-10-0	Bettinger, A (W 1-4)	2837 3:33
Apr 26, 2016	at Old Dominion	W	8-4	8-14-0	4-7-1	9	27-17-0	11-10-0	Shambora, T. (W 4-0)	4826 3:27
* Apr 30, 2016	at Pitt	W	5-1	5-7-1	1-4-3	9	28-17-0	12-10-0	Jones, C. (W 9-1)	718 3:35
* Apr 30, 2016	at Pitt	W	7-6	7-10-1	6-10-1	9	29-17-0	13-10-0	Harrington (W 1-1)	718 3:15
* May 01, 2016	at Pitt	W	9-1	9-16-1	1-7-2	9	30-17-0	14-10-0	Haseley, A. (W 7-2)	318 2:40
May 03, 2016	at Liberty	W	7-3	7-12-1	3-7-3	9	31-17-0	14-10-0	Shambora, T. (W 5-0)	4024 2:53
* May 13, 2016	GEORGIA TECH	W	6-3	6-11-1	3-7-0	9	32-17-0	15-10-0	Jones, C. (W 10-1)	3703 2:41
* May 14, 2016	GEORGIA TECH	W	9-4	9-17-1	4-6-1	9	33-17-0	16-10-0	Bettinger, A (W 2-4)	4500 2:49
* May 15, 2016	GEORGIA TECH	L	4-5	4-8-0	5-11-1	9	33-18-0	16-11-0	Haseley, A. (L 7-3)	4531 2:40
* May 19, 2016	VIRGINIA TECH	W	8-3	8-14-1	3-6-1	9	34-18-0	17-11-0	Jones, C. (W 11-1)	3832 3:29
* May 20, 2016	VIRGINIA TECH	W	7-6	7-13-0	6-7-3	9	35-18-0	18-11-0	Doyle, T. (W 2-5)	3759 3:24
* May 21, 2016	VIRGINIA TECH	W	4-1	4-6-1	1-2-1	9	36-18-0	19-11-0	Haseley, A. (W 8-3)	4367 2:32
2 May 26, 2016	vs Clemson	L	4-5	4-8-0	5-6-3	9	36-19-0	19-11-0	Shambora, T. (L 5-1)	3259 3:04
2 May 27, 2016	vs Wake Forest	L	9-10	9-13-0	10-10-1	9	36-20-0	19-11-0	Bettinger, A (L 2-5)	3027 3:25
2 May 28, 2016	vs Louisville	W	7-2	7-10-0	2-4-0	9	37-20-0	19-11-0	Haseley, A. (W 9-3)	5188 2:52
3 Jun 03, 2016	WILLIAM & MARY	W	17-4	17-20-2	4-8-1	9	38-20-0	19-11-0	Bettinger, A (W 3-5)	3949 3:27
3 Jun 04, 2016	EAST CAROLINA	L	6-8	6-8-1	8-15-0	9	38-21-0	19-11-0	Doyle, T. (L 2-6)	4628 3:29
3 Jun 05, 2016	WILLIAM & MARY	L	4-5	4-12-2	5-10-0	9	38-22-0	19-11-0	Doyle, T. (L 2-7)	3649 3:00

\* = Conference game

() extra inning game

1 = Myrtle Beach, S.C.

2 = ACC Baseball Championship, Durham, N.C.

3 = NCAA Charlottesville Regional, Charlottesville, Va.

# 2016 OVERALL STATISTICS

RECORD: 38-22 HOME: 24-12 AWAY: 11-8 NEUTRAL: 3-2 ACC: 19-11

PLAYER	AVG	GP-GS	AB	R	H	2B	3B	HR	RBI	TB	SLG%	BB	HBP	SO	GDP	OB%	SF	SH	SB-ATT	PO	A	E	FLD%
21 Matt Thaiss	.375	60-60	232	55	87	13	2	10	59	134	.578	39	6	16	3	.473	2	0	0-1	358	44	6	.985
4 Ernie Clement	.351	60-60	262	62	92	13	4	1	30	116	.443	13	3	12	1	.383	4	14	6-10	135	110	6	.976
22 Daniel Pinero	.340	59-59	212	50	72	20	1	4	39	106	.500	39	2	30	4	.441	3	3	5-11	90	156	13	.950
10 Pavin Smith	.329	60-60	228	43	75	16	1	8	57	117	.513	36	1	23	6	.410	8	1	2-3	482	48	7	.987
7 Adam Haseley	.304	60-60	247	61	75	19	6	6	37	124	.502	28	3	29	2	.377	3	4	3-4	112	11	3	.976
18 Justin Novak	.273	49-44	165	26	45	4	0	2	29	55	.333	12	7	15	2	.348	0	11	1-1	86	105	16	.923
20 Cameron Simmons	.261	50-44	165	29	43	13	0	4	21	68	.412	8	5	47	4	.313	1	3	3-5	99	0	2	.980
-----																							
55 Cameron Comer	.500	8-0	6	3	3	3	0	0	4	6	1.000	2	0	1	0	.625	0	0	0-0	4	0	0	1.000
31 Jake McCarthy	.368	6-5	19	3	7	0	0	0	2	7	.368	1	1	5	0	.429	0	0	0-0	9	0	0	1.000
2 Jon Meola	.286	5-0	7	0	2	0	0	0	0	2	.286	0	0	2	0	.286	0	0	0-0	1	0	0	1.000
32 Nate Eikhoff	.284	40-22	102	10	29	7	3	1	17	45	.441	5	1	15	2	.321	1	4	2-5	5	5	2	.833
25 Jack Gerstenmaier	.284	35-20	74	13	21	3	0	1	12	27	.365	11	3	15	1	.398	0	1	2-2	25	21	0	1.000
19 Andy Weber	.269	33-26	93	16	25	3	1	0	11	30	.323	6	1	10	1	.314	2	4	0-0	15	53	6	.919
28 Kevin Doherty	.261	8-5	23	2	6	0	0	0	6	6	.261	1	0	5	1	.280	1	0	0-0	5	4	0	1.000
5 Ryan Karstetter	.225	51-30	120	15	27	4	1	0	17	33	.275	2	3	26	0	.254	1	4	2-3	44	2	1	.979
12 Charlie Cody	.220	26-23	82	12	18	6	0	3	18	33	.402	9	3	15	1	.313	2	3	0-0	41	1	1	.977
37 Doak Dozier	.217	25-18	69	9	15	2	0	2	6	23	.333	4	1	20	0	.267	1	5	1-2	35	1	0	1.000
8 Robbie Coman	.200	4-4	15	1	3	0	0	0	1	3	.200	2	1	4	0	.333	0	0	0-0	27	3	0	1.000
3 Jack Weiller	.000	2-0	2	0	0	0	0	0	0	0	.000	0	0	0	0	.000	0	0	0-0	1	0	0	1.000
<b>Totals</b>	<b>.304</b>	<b>60-60</b>	<b>2123</b>	<b>410</b>	<b>645</b>	<b>126</b>	<b>19</b>	<b>42</b>	<b>366</b>	<b>935</b>	<b>.440</b>	<b>218</b>	<b>41</b>	<b>290</b>	<b>28</b>	<b>.375</b>	<b>29</b>	<b>57</b>	<b>27-47</b>	<b>1613</b>	<b>623</b>	<b>69</b>	<b>.970</b>
<b>Opponents</b>	<b>.248</b>	<b>60-60</b>	<b>2013</b>	<b>297</b>	<b>500</b>	<b>94</b>	<b>15</b>	<b>45</b>	<b>272</b>	<b>759</b>	<b>.377</b>	<b>217</b>	<b>40</b>	<b>415</b>	<b>40</b>	<b>.330</b>	<b>27</b>	<b>42</b>	<b>19-33</b>	<b>1568</b>	<b>653</b>	<b>100</b>	<b>.957</b>

LOB - Team (490), Opp (430). DPs turned - Team (53), Opp (39). CI - Team (1), Thaiss, M. 1.

PLAYER	ERA	W-L	APP	GS	CG	SHO/CBO	SV	IP	H	R	ER	BB	SO	2B	3B	HR	AB	B/AVG	WP	HBP	BK	SFA	SHA
7 Adam Haseley	1.73	9-3	13	13	1	0/0	0	78.0	54	25	15	21	48	10	1	8	279	.194	2	3	0	3	6
33 Connor Jones	2.34	11-1	15	15	3	1/2	0	103.2	85	37	27	38	72	14	4	3	378	.225	9	5	2	5	5
16 Tommy Doyle	5.06	2-7	22	7	0	0/0	3	64.0	63	42	36	19	51	13	0	4	242	.260	1	3	0	3	9
13 Alec Bettinger	5.43	3-5	23	8	1	0/1	7	61.1	59	39	37	30	53	11	0	8	222	.266	6	7	1	4	8
-----																							
8 Robbie Coman	0.00	0-0	2	0	0	0/0	0	2.1	2	0	0	0	2	2	0	0	9	.222	0	0	0	0	0
30 Holden Grounds	2.79	0-0	6	1	0	0/1	0	9.2	8	4	3	7	7	2	0	1	35	.229	1	1	0	1	0
53 Tyler Shambora	3.22	5-1	24	0	0	0/0	1	50.1	47	19	18	13	35	8	0	3	186	.253	2	4	1	2	3
17 Jack Roberts	3.26	0-0	15	0	0	0/1	0	19.1	7	8	7	19	24	0	1	2	60	.117	2	1	0	2	1
28 Kevin Doherty	3.86	1-1	27	0	0	0/2	2	37.1	37	18	16	14	25	5	1	4	148	.250	2	0	0	0	3
9 Daniel Lynch	5.49	1-3	13	9	0	0/1	0	41.0	44	30	25	15	37	9	3	3	165	.267	1	8	0	1	2
35 David Rosenberger	7.76	2-0	17	2	0	0/0	0	31.1	42	31	27	8	26	7	1	7	128	.328	5	3	0	3	2
11 Bennett Sousa	7.92	3-0	16	3	0	0/0	0	25.0	30	25	22	19	23	8	4	1	101	.297	6	1	2	2	2
27 Chesdin Harrington	9.00	1-1	11	0	0	0/0	0	11.0	15	11	11	10	7	4	0	1	44	.341	2	2	0	1	1
29 Connor Eason	15.00	0-0	4	2	0	0/0	0	3.0	5	5	5	3	5	1	0	0	13	.385	0	2	0	0	0
23 Grant Donahue	81.00	0-0	1	0	0	0/0	0	0.1	2	3	3	1	0	0	0	0	3	.667	0	0	0	0	0
<b>Totals</b>	<b>4.22</b>	<b>38-22</b>	<b>60</b>	<b>60</b>	<b>5</b>	<b>4/3</b>	<b>13</b>	<b>537.2</b>	<b>500</b>	<b>297</b>	<b>252</b>	<b>217</b>	<b>415</b>	<b>94</b>	<b>15</b>	<b>45</b>	<b>2013</b>	<b>.248</b>	<b>39</b>	<b>40</b>	<b>6</b>	<b>27</b>	<b>42</b>
<b>Opponents</b>	<b>5.67</b>	<b>22-38</b>	<b>60</b>	<b>60</b>	<b>2</b>	<b>2/1</b>	<b>7</b>	<b>522.2</b>	<b>645</b>	<b>410</b>	<b>329</b>	<b>218</b>	<b>290</b>	<b>126</b>	<b>19</b>	<b>42</b>	<b>2123</b>	<b>.304</b>	<b>63</b>	<b>41</b>	<b>7</b>	<b>29</b>	<b>57</b>

PB - Team (14), Thaiss, M. 12, Novak, J. 2, Opp (7). Pickoffs - Team (9), Thaiss, M. 4, Bettinger, A 1, Roberts, J. 1, Haseley, A. 1, Harrington 1, Jones, C. 1, Opp (7).

# 2016 CONFERENCE STATISTICS

RECORD: 19-11 HOME: 10-5 AWAY: 9-6

Player	AVG	GP-GS	AB	R	H	2B	3B	HR	RBI	TB	SLG%	BB	HBP	SO	GDP	OB%	SF	SH	SB-ATT	PO	A	E	FLD%
21 Matt Thaiss	.357	30-30	115	23	41	5	1	5	32	63	.548	16	4	9	1	.445	2	0	0-0	170	26	6	.970
22 Daniel Pinero	.327	29-29	98	20	32	8	0	1	16	43	.439	23	0	16	1	.455	0	2	4-8	44	78	6	.953
4 Ernie Clement	.326	30-30	129	28	42	7	3	0	11	55	.426	6	1	8	1	.355	2	8	3-4	80	51	2	.985
7 Adam Haseley	.294	30-30	126	23	37	9	2	1	14	53	.421	11	0	18	2	.350	0	4	3-3	55	7	1	.984
10 Pavin Smith	.250	30-30	108	17	27	5	1	3	20	43	.398	22	1	18	2	.373	3	1	2-2	274	27	6	.980
18 Justin Novak	.244	25-24	90	10	22	1	0	0	10	23	.256	7	4	8	0	.327	0	6	0-0	33	62	10	.905
-----																							
2 Jon Meola	1.000	1-0	1	0	1	0	0	0	0	1	1.000	0	0	0	0	1.000	0	0	0-0	0	0	0	.000
20 Cameron Simmons	.278	25-22	79	10	22	5	0	2	7	33	.418	5	4	21	3	.352	0	1	2-3	47	0	1	.979
12 Charlie Cody	.277	14-12	47	8	13	2	0	3	10	24	.511	3	2	11	1	.346	0	0	0-0	18	1	0	1.000
5 Ryan Karstetter	.221	27-18	68	7	15	1	1	0	6	18	.265	2	1	16	0	.250	1	2	1-2	24	0	0	1.000
25 Jack Gerstenmaier	.214	17-13	42	8	9	1	0	0	4	10	.238	8	3	10	1	.377	0	0	1-1	18	18	0	1.000
32 Nate Eikhoff	.212	20-13	52	3	11	3	1	1	9	19	.365	4	1	10	1	.281	0	4	1-3	2	2	0	1.000
28 Kevin Doherty	.182	3-3	11	1	2	0	0	0	1	2	.182	0	0	3	1	.167	1	0	0-0	2	1	0	1.000
19 Andy Weber	.161	12-9	31	3	5	1	0	0	3	6	.194	1	1	4	0	.200	2	1	0-0	4	25	2	.935
37 Doak Dozier	.138	12-7	29	0	4	0	0	0	1	4	.138	0	0	14	0	.133	1	0	0-0	16	1	0	1.000
55 Cameron Comer	.000	3-0	3	0	0	0	0	0	0	0	.000	0	0	1	0	.000	0	0	0-0	3	0	0	1.000
3 Jack Weiller	.000	1-0	1	0	0	0	0	0	0	0	.000	0	0	0	0	.000	0	0	0-0	0	0	0	.000
<b>Totals</b>	<b>.275</b>	<b>30-30</b>	<b>1030</b>	<b>161</b>	<b>283</b>	<b>48</b>	<b>9</b>	<b>16</b>	<b>144</b>	<b>397</b>	<b>.385</b>	<b>108</b>	<b>22</b>	<b>167</b>	<b>14</b>	<b>.352</b>	<b>12</b>	<b>29</b>	<b>17-26</b>	<b>808</b>	<b>336</b>	<b>37</b>	<b>.969</b>
<b>Opponents</b>	<b>.243</b>	<b>30-30</b>	<b>998</b>	<b>143</b>	<b>243</b>	<b>46</b>	<b>7</b>	<b>25</b>	<b>129</b>	<b>378</b>	<b>.379</b>	<b>115</b>	<b>12</b>	<b>189</b>	<b>19</b>	<b>.325</b>	<b>13</b>	<b>27</b>	<b>11-21</b>	<b>793</b>	<b>316</b>	<b>39</b>	<b>.966</b>

LOB - Team (247), Opp (215). DPs turned - Team (24), Opp (17). CI - Team (1), Thaiss, M. 1.

PLAYER	ERA	W-L	APP	GS	CG	SHO/CBO	SV	IP	H	R	ER	BB	SO	2B	3B	HR	AB	B/AVG	WP	HBP	BK	SFA	SHA
7 Adam Haseley	1.71	3-3	7	7	1	0/0	0	47.1	36	17	9	9	24	7	1	6	169	.213	1	1	0	3	5
33 Connor Jones	1.85	9-1	10	10	3	1/2	0	73.0	55	24	15	27	44	9	3	1	263	.209	4	3	1	3	5
13 Alec Bettinger	4.99	2-1	11	6	1	0/1	2	39.2	37	23	22	21	29	6	0	5	143	.259	4	1	0	2	4
16 Tommy Doyle	5.71	1-4	13	4	0	0/0	3	34.2	36	27	22	15	27	8	0	1	135	.267	0	1	0	2	6
-----																							
29 Connor Eason	0.00	0-0	1	0	0	0/0	0	1.0	0	0	0	0	1	0	0	0	3	.000	0	0	0	0	0
27 Chesdin Harrington	1.42	1-1	6	0	0	0/0	0	6.1	3	1	1	6	6	1	0	0	18	.167	1	1	0	0	1
17 Jack Roberts	2.45	0-0	3	0	0	0/0	0	3.2	1	1	1	3	2	0	0	1	11	.091	1	0	0	0	0
53 Tyler Shambora	2.81	2-0	9	0	0	0/0	0	16.0	15	6	5	9	13	4	0	1	59	.254	0	2	0	0	2
28 Kevin Doherty	2.95	1-0	11	0	0	0/2	1	21.1	19	7	7	7	18	3	1	2	82	.232	1	0	0	0	2
30 Holden Grounds	3.00	0-0	1	0	0	0/0	0	3.0	1	1	1	3	2	1	0	0	9	.111	0	0	0	1	0
11 Bennett Sousa	11.12	0-0	5	0	0	0/0	0	5.2	9	8	7	8	6	1	1	1	23	.391	2	1	2	0	1
35 David Rosenberger	12.79	0-0	8	1	0	0/0	0	12.2	23	19	18	2	14	2	1	5	58	.397	3	1	0	2	1
9 Daniel Lynch	14.40	0-1	2	2	0	0/0	0	5.0	8	9	8	5	3	4	0	2	25	.320	1	1	0	0	0
<b>Totals</b>	<b>3.88</b>	<b>19-11</b>	<b>30</b>	<b>30</b>	<b>5</b>	<b>3/2</b>	<b>6</b>	<b>269.1</b>	<b>243</b>	<b>143</b>	<b>116</b>	<b>115</b>	<b>189</b>	<b>46</b>	<b>7</b>	<b>25</b>	<b>998</b>	<b>.243</b>	<b>18</b>	<b>12</b>	<b>3</b>	<b>13</b>	<b>27</b>
<b>Opponents</b>	<b>4.46</b>	<b>11-19</b>	<b>30</b>	<b>30</b>	<b>2</b>	<b>2/1</b>	<b>2</b>	<b>264.1</b>	<b>283</b>	<b>161</b>	<b>131</b>	<b>108</b>	<b>167</b>	<b>48</b>	<b>9</b>	<b>16</b>	<b>1030</b>	<b>.275</b>	<b>28</b>	<b>22</b>	<b>2</b>	<b>12</b>	<b>29</b>

PB - Team (7), Thaiss, M. 7, Opp (4). Pickoffs - Team (5), Thaiss, M. 1, Bettinger, A 1, Jones, C. 1, Haseley, A. 1, Harrington 1, Opp (5).

## 2016 ACC STANDINGS

ATLANTIC	ACC						OVERALL							
	W	L	T	Pct.	H	R	W	L	T	Pct.	H	R	N	vs. Div.
Louisville	22	8	0	.733	14-1	8-7	50	14	0	.781	36-3	13-9	1-2	14-4
Florida State	16	10	0	.615	10-3	6-7	41	22	0	.651	30-9	8-11	3-2	9-5
NC State	15	13	0	.536	10-5	5-8	38	22	0	.633	26-9	8-10	4-3	7-9
Clemson	16	14	0	.533	10-5	6-9	44	20	0	.688	26-9	13-11	5-0	12-6
Boston College	13	15	0	.464	8-5	5-10	35	22	0	.614	11-7	10-12	14-3	6-10
Wake Forest	13	17	0	.433	8-7	5-10	35	27	0	.565	19-8	12-16	4-3	5-13
Notre Dame	11	17	0	.393	6-7	5-10	27	27	0	.500	14-12	7-12	6-3	6-12
-----														
COASTAL	W	L	T	Pct.	H	R	W	L	T	Pct.	H	R	N	vs. Div.
Miami	21	7	0	.750	12-3	9-4	50	14	0	.781	37-7	11-4	2-3	13-5
Virginia	19	11	0	.633	10-5	9-6	38	22	0	.633	24-12	11-8	3-2	14-4
Duke	14	15	0	.483	6-9	8-6	33	24	0	.579	22-12	10-8	1-4	8-9
Georgia Tech	13	16	0	.448	7-8	6-8	38	25	0	.603	23-11	11-10	4-4	9-8
North Carolina	13	17	0	.433	8-7	5-10	34	21	0	.618	25-9	8-12	1-0	9-9
Pitt	10	18	0	.357	4-9	6-9	25	26	0	.490	10-12	12-13	3-1	4-12
Virginia Tech	6	24	0	.200	4-11	2-13	19	36	0	.345	13-15	5-19	1-2	4-14

## 2016 ACC CHAMPIONSHIP

DURHAM BULLS ATHLETIC PARK, DURHAM, N.C.

### FIRST ROUND

#### Tuesday, May 24

No. 10 Wake Forest 4, No. 7 Duke 3  
No. 9 Georgia Tech 6, No. 8 Boston College 0

### Friday, May 27

Clemson 5, Louisville 3  
Wake Forest 10, Virginia 9  
NC State 7, Georgia Tech 5 (12)

### POOL PLAY

#### Wednesday, May 25

No. 4 Florida State 7, No. 5 NC State 3  
No. 1 Miami 4, No. 9 Georgia Tech 0  
No. 2 Louisville 9, No. 10 Wake Forest 5

### Saturday, May 28

Clemson 5, Wake Forest 4  
Florida State 5, Miami 4  
Virginia 7, Louisville 2

### Thursday, May 26

No. 6 Clemson 5, No. 3 Virginia 4  
No. 4 Florida State 6, No. 9 Georgia Tech 1  
No. 1 Miami 8, No. 5 NC State 7

### Sunday, May 29 (Championship)

Clemson 18, Florida State 13





# DAVENPORT FIELD AT THE UVA BASEBALL STADIUM

- Stadium underwent complete overhaul after the 2001 season, making it a premier college facility.
- Bermuda grass playing surface – known as Ted Davenport Field – was dedicated April 13, 2002, against Wake Forest in honor of Thomas “Ted” Edward Davenport, former Executive Director and Secretary/Treasurer of Virginia Student Aid Foundation.
- Field was named for Davenport to recognize his dedication to student-athletes and leadership role in fundraising.
- The stadium seats 5,025 (fourth largest in the ACC) and includes canopied grandstand with 1,419 chairback seats, bleacher seats down the right-field line and in the outfield, grass hillside seating down the left-field line and seven suites for lease by fans and corporate sponsors.
- Davenport Field is slated to undergo an extensive overhaul following the 2017 season (approximately \$12-18 million project).

## FAN SUPPORT

- Davenport Field welcomed its one millionth fan early in March 2015.
- Virginia has drawn just over 900,000 fans since 2009, including more than 110,000 fans in six of the last seven seasons.
- UVA averaged a program-record 3,749 spectators per game in 2014 and has ranked in the top 20 nationally in attendance each of the last seven years.
- Davenport Field provides one of the best home-field advantages in college baseball: UVA is 372-88 (.809) at home since 2004.
- The facility has played host to nine NCAA Regionals (2004, 2006, 2007, 2010, 2011, 2012, 2013, 2014, 2016) and five NCAA Super Regionals (2010, 2011, 2013, 2014, 2015).

## JPJ AMENITIES

- The 10,000-square foot academic center in John Paul Jones Arena features a large computer area, writing center and study space, including six private tutor rooms and 23 individual study carrels for all Virginia student-athletes to use.
- Cavalier baseball players utilize an athletes-only dining facility in John Paul Jones Arena with a serving and dining area of more than 7,900-square feet and seating capacity of 325.

## DAVENPORT FIELD FACTS AND FIGURES

- Seating Capacity:** 5,025
- Field Dimensions:** 332-370-404-370-332
- Outfield Wall Height:** 6 feet in left and right field; 8 feet from left to right center
- Largest Single-Game Attendance:** 5,074 vs. UNC (April 14, 2012)
- Largest 3-Game Series Attendance:** 14,282 vs. North Carolina (April 18-20, 2014)
- Largest Season Attendance Average:** 3,749 (142,496 total), 2014
- Largest Season Attendance Total:** 142,496, 2014 (38 games)
- Total Attendance:** 1,200,614 (15 seasons)
- Virginia's Overall Record in Facility:** 407-118 (.775)
- Virginia's ACC Record in Facility:** 131-63 (.675)
- Virginia's Record vs. State Opponents in Facility:** 93-18 (.838)
- First Game:** Feb. 16, 2002, vs. Bucknell
- First Night Game:** March 29, 2002, vs. North Carolina
- First Virginia Win:** Feb. 16, 2002, vs. Bucknell (10-3)
- First Virginia Loss:** Feb. 26, 2002, vs. VCU (13-7)
- First ACC Win:** March 15, 2002, vs. No. 1 Florida State (11-10)
- First Win Over Ranked Team:** March 15, 2002, vs. FSU (11-10)

## ATTENDANCE AT DAVENPORT FIELD

Year	Total Att.	Avg. Att.	Dates	Record
2002	15,802	632	25	11-14
2003	16,298	582	28	19-9
2004	45,000	1,363	33	25-8
2005	41,100	1,141	36	31-5
2006	57,685	1,559	37	32-5
2007	65,661	1,774	37	28-9
2008	61,282	1,571	39	31-9
2009	51,473	1,513	34	29-6
2010	125,959	3,148	40	34-7
2011	125,355	3,298	38	35-5
2012	112,281	3,208	35	26-10
2013	124,374	3,189	39	35-5
2014	142,496	3,749	38	34-4
2015	83,825	3,644	23	13-10
2016	132,308	3,675	36	24-12
<b>15 years</b>	<b>1,200,614</b>	<b>2,317</b>	<b>518</b>	<b>407-118</b>



# DAVENPORT FIELD AT THE UVA BASEBALL STADIUM

## RECENT IMPROVEMENTS

- Wall padding and new stadium graphics were installed prior to the start of the 2016 season, including tributes to the 2015 National Championship team.
- A refurbished weight room also was unveiled prior to the 2016 campaign.
- A new outfield club, The Clubhouse, opened for the 2014 season.
- A \$1 million playing surface was installed during the summer of 2012, featuring a new irrigation/drainage system, sand-based field, FieldTurf collar behind home plate and synthetic warning track in foul territory.
- A new video board was unveiled for the 2013 season.
- A \$5 million renovation was completed in 2010, bringing a new clubhouse, opponent and umpire locker rooms, meeting, video and training rooms and hall of fame room as well as renovated indoor batting cages and a spacious weight room.
- Spacious home clubhouse was refurbished in 2010 and includes full-size wooden lockers, lounge area, team meeting and video rooms and kitchen as well as expanded training room and coaches' locker room/lounge.
- The stadium addition brought team meeting and video rooms as well as a Hall of Fame area.
- The climate-controlled indoor hitting and pitching facility includes three full-length batting cages and additional area for hitting drills as well as a regulation clay pitching mound, allowing the team to train during any weather conditions.
- Players can lift in the new Davenport Field weight room with the latest equipment and cardiovascular technology.



## WHAT'S COMING?

Davenport Field is scheduled to undergo a \$12-18 million expansion following the 2017 season, with renovations slated to be complete in time for the start of the 2018 campaign.

Among the planned renovations to improve the gameday experience:

- A new grand entry in right field.
- An expanded concourse down the right-field line that extends around the right-field pole toward right centerfield.
- A field-level club area and seating for approximately 140 fans.
- Chairback seats along the first baseline.
- Moving the UVA bullpen to left field to make room for chairback seats along the third baseline.
- New concessions, merchandise, and restroom facilities.
- Areas for player training and development, including an indoor pitching development center.
- New offices for the baseball coaches.







# VIRGINIA BASEBALL HISTORY

## PROGRAM HIGHLIGHTS

- 2015 National Champions
- 2,255 wins in 126-year program history
- 16 NCAA tournament appearances, including 13 straight
- Four College World Series appearances (2009, 2011, 2014, 2015)
- Four ACC championships (1972, 1996, 2009, 2011)
- 27 All-America and 68 First-Team All-ACC selections
- Six NCAA regional championships (2009, 2010, 2011, 2013, 2014, 2015)
- 37 former Virginia players have reached the majors, including one member of the Baseball Hall of Fame – Eppa Rixey
- 124 all-time selections in the MLB Draft
- Eight UVA players have competed on USA Baseball national teams

## WINNINGEST PROGRAMS OF THE 2010s

School	Record	Pct.	CWS Apps	National Championships
1. VIRGINIA	331-119-1	.735	3	1
2. LSU	326-120-1	.730	2	0
3. Vanderbilt	334-133	.715	3	1
4. Louisville	321-128	.715	2	0
5. South Carolina	323-131	.711	3	2

## RECENT EXCELLENCE

### THE O'CONNOR ERA (SINCE 2004)


- Virginia owns the most wins in the nation over the last seven years (331).
- UVA has won 596 games since 2004 – an average of more than 45 victories per season.
- UVA has four 50-win seasons: 2010 (51), 2011 (56), 2013 (50) and 2014 (53).
- UVA has recorded at least 38 wins each of the last 13 years, including 10 40-win seasons.
- Every UVA recruiting class since 2005-06 that has completed its eligibility has played in at least one College World Series.



Tyler Cannon

### THE TOURNAMENT STREAK

- Virginia has qualified for 13 straight NCAA tournaments.
- UVA is one of five programs nationally to play in each tournament since 2004 and one of three to play in six of the last eight NCAA Super Regionals.
- Virginia is one of 17 schools in Division I history to have a streak of at least 13 consecutive NCAA tournament appearances.





# VIRGINIA BASEBALL HISTORY



## NCAA TOURNAMENT SUCCESS

• UVA has won 41 NCAA tournament games since 2009 – second most in the nation in that span.

• Eighteen of the 41 tournament wins since 2009 have come in the College World Series.

• Virginia has earned four national seeds in the NCAA Tournament, including the No. 1 overall seed in 2011.

## BRINGING HOME THE HARDWARE

• Virginia has made four College World Series appearances, including two trips to the CWS Finals.

• UVA has won six NCAA Regional and four Super Regional championships since 2009.

• UVA earned the 2010 and 2011 ACC Coastal Division Championships (regular season).

• Virginia has made four appearances in the ACC Championship game, including titles in 2009 and 2011.

## NATIONAL RECOGNITION

• UVA reached the No. 1 national ranking in the polls in 2010, 2011, 2014 and 2015.

• Twenty-four Cavaliers have earned All-America selections in the last 13 seasons.

• Brian O'Connor has been named National Coach of the Year on three occasions.

## SUCCESS AT NEXT LEVEL

• Sixty-nine Cavaliers have been selected in the MLB Draft in the last 13 years.

• Under the current coaching staff, 14 former Cavaliers have reached the big leagues.

• The 14 to reach MLB (in chronological order): Ryan Zimmerman, Mark Reynolds, Joe Koshansky, Brandon Guyer, Mike Ballard, Michael Schwimer, Sean Doolittle, David Adams, Phil Gosselin, Kyle Crockett, Chris Taylor, Jarrett Parker, Tyler Wilson and John Hicks.

• Doolittle and Zimmerman each have been named MLB All-Stars.

• Guyer played in the 2016 World Series with the Cleveland Indians.



Ryan Zimmerman

## FANS FLOCK TO DAVENPORT

• Davenport Field has nearly doubled in seating capacity since opening its doors in 2002; the facility currently seats 5,025.

• Record crowds have flocked to Davenport Field, as UVA ranked among the top 40 nationally in home attendance each the last seven years, including top 20 rankings each of the last six seasons.

• Virginia's attendance has increased by over 800 percent since 2003.

• UVA drew more than 110,000 fans in six of the last seven years, including a school-record total (142,496) and average (3,749) attendance in 2014.

## VIRGINIA BASEBALL BY THE NUMBERS

**2,255** All-Time Wins

**331** Wins Since 2010  
*(Most in the nation)*

**4** College World Series Appearances

**124** MLB Draft Selections

**37** Major Leaguers

**11** Former Cavaliers to Play in MLB in 2016

**13** Consecutive NCAA Tournament Appearances

**9** Years as NCAA Regional Host Since 2004

**4** 50-Win Seasons

**45** Average Wins Over Last 13 Seasons

**9** Top-20 ERA Rankings Over Last 13 Seasons

## PITCHING EXCELLENCE

• UVA routinely has one of the top pitching staffs in the country, with a top-three ERA nationally in six of the last 11 years.

• Virginia ranked No. 1 nationally in ERA in 2011 and earned a No. 2 standing in 2014.



# 2015 NATIONAL CHAMPIONS

TD AMERITRADE PARK OMAHA; OMAHA, NEB.

A year after falling just short at the CWS Finals, Virginia entered the 2015 NCAA Tournament as a longshot. The Cavaliers banded together though to make a remarkable run to Virginia's first NCAA championship.

The Cavaliers battled through a tumultuous, injury-riddled regular season, and were not a lock to even make the 10-team ACC tournament until winning five of their final six league games – including a series sweep at North Carolina – to punch a ticket to the postseason.

Even then, UVA lost its final three games at the ACC tournament before earning a bid to the NCAA tournament as a No. 3 seed in the Lake Elsinore Regional.

The storybook tournament run turned program stalwarts Brandon Waddell, Josh Sborz, Kenny Towns and Nathan Kirby into legends, but more heroes emerged along the way.

Freshmen Adam Haseley, Ernie Clement and Pavin Smith performed like sage veterans, each coming up with head-turning performances at critical times throughout the tournament. Seldom-used senior Thomas Woodruff had the game of his life in Game 2 of the CWS Finals as UVA staved off elimination.

The long and challenging road led to the ultimate coronation – an Omaha dogpile.



## ROSTER

2	John La Prise	INF/OF	Jr.
4	Ernie Clement	INF	Fr.
5	Kevin Radford	INF	Sr.
6	Matt Doughy	RHP	Fr.
7	Adam Haseley	LHP/OF	Fr.
8	Robbie Coman	C	Jr.
9	Kenny Towns	INF	Sr.
10	Pavin Smith	1B/OF	Fr.
11	Bennett Sousa	LHP	Fr.
12	Charlie Cody	INF/OF	Fr.
13	Alec Bettinger	RHP	So.
14	Derek Casey	RHP	Fr.
16	Tommy Doyle	RHP	Fr.
17	Jack Roberts	RHP	So.
18	Justin Novak	INF/C	Fr.
19	Nathan Kirby	LHP	Jr.
20	Brandon Waddell	LHP	Jr.
21	Matt Thaiss	C	So.
22	Daniel Pinero	INF	So.
23	Christian Lowry	OF	Fr.
25	Jack Gerstenmaier	INF	Fr.
27	Josh Sborz	RHP	Jr.
28	Kevin Doherty	LHP	Jr.
31	Joe McCarthy	OF	Jr.
32	Mark Ostbye	RHP	Fr.
33	Connor Jones	RHP	So.
34	Riley Wilson	LHP	Fr.
35	David Rosenberger	LHP	Jr.
37	Thomas Woodruff	INF/OF	Sr.
41	Ben Cassillo	C	Fr.

**Head Coach:** Brian O'Connor

**Associate Head Coach:** Kevin McMullan

**Assistant Coach:** Karl Kuhn

**Assistant Coach:** Matt Kirby

**Student Assistant:** Kevin Arico

## NCAA REGIONALS

UVA was sent to California for the Lake Elsinore Regional and took full advantage of its fresh start. The Cavaliers won three straight games, topping Southern California in the opener, 6-1, and San Diego State in the winners' bracket, 3-1, before defeating the Trojans, 14-10 in 11 innings, to advance.

UVA rallied from a 9-5 sixth-inning deficit to force extra innings and then scored five in the 11th inning to outlast the Trojans in a four-hour, 48-minute marathon that concluded at 1:18 a.m. Pacific time.

## NCAA SUPER REGIONALS

After Maryland upset top-seeded UCLA in a regional final, UVA went home for an NCAA Super Regional against the Terrapins in Charlottesville. The Cavaliers rallied in consecutive games to punch their ticket to Omaha.

After struggling throughout Game 1 against Maryland starter Mike Shawaryn, Virginia came off the mat to score five runs in the eighth inning to win, 5-3, punctuated by Kevin Doherty's two-out, bases-clearing double.

UVA trailed 4-2 heading to the bottom of the ninth in Game 2, but five straight Cavaliers reached base safely, capped when Ernie Clement hit a walk-off, two-run single to lift UVA to a 5-4 win to send the Cavaliers to Omaha.

## COLLEGE WORLD SERIES

### JUNE 13 • VIRGINIA 5, ARKANSAS 3

Virginia opened the CWS with a 5-3 win over Arkansas, with Kenny Towns hitting an RBI double with two outs in the eighth inning to break a 3-3 tie.

UVA received timely hitting, with all five runs scoring with two outs; six of UVA's hits came after two were out.

Connor Jones (6 IP) and Josh Sborz (3 IP) combined to scatter seven hits in the win.

Virginia matched a season high by stealing five bases. Daniel Pinero swiped three bases, most by a UVA player in an NCAA tournament game and the first three-stolen base game by a player in the CWS since 2004.

### JUNE 15 • VIRGINIA 1, FLORIDA 0

Brandon Waddell and Josh Sborz combined on a two-hit shutout as UVA topped No. 4 national seed Florida to advance to the bracket championship game.

Waddell worked seven innings, allowing two hits and three walks while striking out three to earn the win.

Sborz worked out of a jam in the eighth inning and retired all six batters he faced in recording his 15th save.

UVA scored its lone run in the sixth inning on a Robbie Coman sacrifice fly to plate Matt Thaiss.

### JUNE 19 • FLORIDA 10, VIRGINIA 5

Virginia finished with 10 hits as eight starters recorded at least one hit each. Adam Haseley and Daniel Pinero each posted a pair of hits, while Matt Thaiss and Kenny Towns each drove in two runs.

In his first start in nine weeks after suffering a strained left lat muscle on April 17, UVA starter Nathan Kirby worked 2 2/3 innings, allowing four runs (three earned), four hits and a walk while striking out one in taking the loss.

Florida starter Logan Shore pitched 6 1/3 innings to earn the win, while the Gators racked up 11 hits, including three from Richie Martin.

### JUNE 20 • VIRGINIA 5, FLORIDA 4

Virginia advanced to the CWS Finals as Waddell and Sborz again teamed up to slow the potent Florida offense.

Sborz worked four scoreless innings of relief to earn the win. He allowed three hits and a walk while striking out a pair.

Making his program-record 52nd career start, Waddell worked five innings, allowing four earned runs, six hits and three walks while striking out three.

Kenny Towns doubled and drove in three runs for Virginia. His sacrifice fly in the seventh inning broke a 4-4 deadlock.

Thaiss homered in the first inning as part of a 2-for-3 day.



# 2015 NATIONAL CHAMPIONS

TD AMERITRADE PARK OMAHA; OMAHA, NEB.

## JUNE 22 • VANDERBILT 5, VIRGINIA 1

Vanderbilt starting pitcher Carson Fulmer pitched 7 2/3 innings of two-hit, shutout baseball as Vanderbilt took Game 1 of the CWS Finals, 5-1.

The teams played five shutout innings before Vandy struck for a three-run rally with two outs in the sixth inning against UVA starter Connor Jones, capped by a two-run double by Will Coffey.

Jones worked 6 1/3 innings, allowing four earned runs, seven hits and two walks while striking out six. He suffered his first defeat since April 11.

Pinch hitter Jack Gerstenmaier drove in UVA's lone run with a single in the ninth inning.

## JUNE 23 • VIRGINIA 3, VANDERBILT 0

UVA got contributions from some unlikely sources in Game 2 as it forced a winner-take-all championship game.

Freshman starting pitcher Adam Haseley combined with Sborz on a seven-hit shutout.

In just his fifth start of the season and the first since May 24, Haseley worked a career-high five innings, allowing four hits and three walks while striking out one. Sborz worked the final four innings to earn his third win of the CWS.

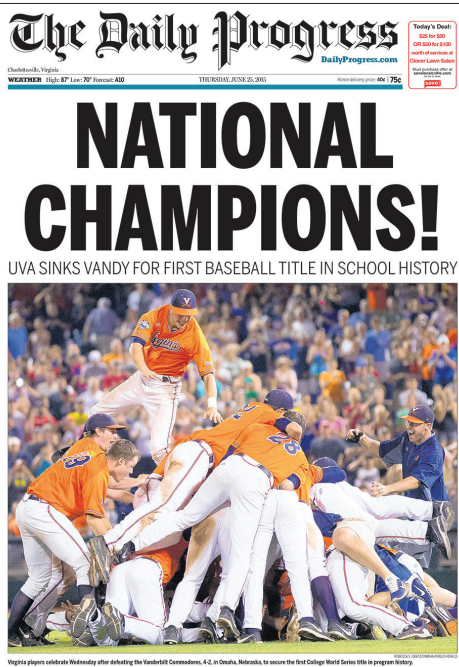
The bottom of UVA's order – 8-hole hitter Ernie Clement and 9-hole hitter Thomas Woodruff – combined to go 6-for-8 while driving in all three runs in Game 2.

Woodruff had three hits and a pair of RBI. He had recorded 16 career hits in 61 games prior to that contest. Clement also went 3-for-4.

Haseley became the second starting pitcher to also hit leadoff at the CWS (Clemson's Bailey Hendley, 1958).



Josh Sborz



## JUNE 24 • VIRGINIA 4, VANDERBILT 2

Virginia rallied from an early 2-0 deficit for a 4-2 win in Game 3 to earn its first national championship.

In his third start in Omaha, Waddell worked seven innings and allowed a pair of first-inning runs to go along with four hits and two walks while striking out a pair.

Waddell buckled down after his first-inning troubles and allowed just three baserunners over his final six frames while retiring the final 11 batters he faced.

Making his first relief outing in over two years, Kirby struck out five batters over two innings to earn his first career save and lock up the championship.

Freshman Pavin Smith drove in UVA's first three runs. He hit a game-tying, two-run homer in the fourth inning and drove in the eventual winning run with a two-out RBI single to score Haseley in the sixth inning.

Towns added an RBI single with two out in the seventh inning to score Haseley.



Kenny Towns



Brandon Waddell

## CWS NOTES

- Virginia became the first ACC team to win the NCAA baseball championship since Wake Forest in 1955.
- The NCAA championship was the 23rd in Virginia Athletics history.
- Virginia went 10-2 in the 2015 NCAA Tournament. Seven of the wins were of the come-from-behind variety.
- Sborz was named College World Series Most Outstanding Player. He tied a CWS record by earning three wins at the 2015 CWS.
- Sborz made eight appearances in the NCAA tournament and did not allow an earned run. He did not allow an earned run over the final 27 innings of his UVA career (dating to May 15), including all 13 of his innings in Omaha.
- The Virginia-Vanderbilt finals series was just the third finals rematch in CWS history (USC-Arizona State in 1972-73, Oregon State-North Carolina in 2006-07).
- Virginia was just the third No. 3 seed or lower to win the CWS Finals since seeding began in 1988 (joining No. 3 Oregon State in 2007 and No. 4 Fresno State in 2008).
- Virginia won all five of Waddell's career CWS starts. He is tied for the fifth-most CWS starts all-time.
- Sborz, Waddell, Clement (2B), Pinero (SS) and Towns (3B) were named to the All-College World Series Team.
- Waddell was named to the CWS All-Tournament Team for the second straight year.
- Virginia was the first team to rally from a two-run deficit in the championship game since Cal State Fullerton in 2004 against Texas.
- UVA was just the third champion to lose the first game of the CWS Finals and then win the last two games (Oregon State 2006, Fresno State 2008).
- The Cavaliers scored the go-ahead run in the fifth inning or later in each of their 10 postseason wins (40 of 57 runs in fifth inning or later).
- In seven CWS games, Virginia recorded 24 two-out hits that resulted in 15 runs.
- Kenny Towns recorded hits in each of the final 10 games in the NCAA tournament.



# 2009 COLLEGE WORLD SERIES

ROSENBLATT STADIUM; OMAHA, NEB.

Virginia scored its first trip to Omaha by making a magical run through two weekends on the road in NCAA tournament play. The Cavaliers won three games in Irvine, Calif., before heading back across the country to capture a Super Regional in Oxford, Miss.

UVA traveled over 5,700 miles over the course of the tournament en route to its final destination: legendary Rosenblatt Stadium and the College World Series.

## NCAA REGIONALS

A week after winning the ACC Championship, Virginia was sent to California for the Irvine Regional, which earned the moniker "The Region of Death." It included top-ranked UC Irvine, reigning national champ Fresno State and San Diego State, which boasted No. 1 draft pick Stephen Strasburg.

In the opener, UVA rode six shutout innings from starter Robert Morey and an early home run by Phil Gosselin off of Strasburg to pull out a 5-1 win over San Diego State.

The great pitching continued the next two nights. Virginia scored a 5-0 win over UC Irvine Saturday behind 7 1/3 shutout innings from freshman starter Danny Hultzen.

The Cavaliers won their first regional championship Sunday as Andrew Carraway fired seven innings of one-run baseball in a 5-1 win over UC Irvine.

## NCAA SUPER REGIONALS

Virginia's reward for winning the regional: a trip to Oxford, Miss., to play Ole Miss in front of crowds of 10,000-plus.

Ole Miss rallied in the ninth inning of Game 1 to force extra innings, and walked off on Matt Smith's solo homer in the 12th inning to earn a 4-3 win.

Virginia turned the tables in Game 2, scoring two runs in its final at bat in the bottom of the eighth to pull out a 4-3 victory.

In Game 3, four UVA pitchers combined to scatter seven hits, while the Cavaliers broke a 1-1 tie with three runs in the fifth inning to silence the raucous Ole Miss faithful en route to a 4-1 victory.

## COLLEGE WORLD SERIES

### JUNE 13 • LSU 9, VIRGINIA 5

No. 3 seed LSU pulled away late in a 9-5 win in Virginia's debut at the College World Series.

The Cavaliers racked up 14 hits in the game but left 14 on base which tied a season high.

UVA got 11 of its 14 hits from the 6-9 hitters in its batting order. Nine-hole hitter Keith Werman recorded a career-high four hits. Tyler Cannon and Franco Valdes each added three hits.

UVA took a 4-3 lead in the fifth inning, as Steven Proscia homered to tie the game, and Werman later singled in a run. LSU took the lead for good in the bottom of the inning on a three-run home run from Sean Ochinko.



### JUNE 15 • VIRGINIA 7, CAL STATE FULLERTON 5

Virginia claimed its first CWS win by holding off No. 2 seed Cal State Fullerton, 7-5, in an elimination game.

Werman continued his torrid hitting with a pair of hits and a pair of RBI, while Hultzen hit a two-run single in the second inning that broke a 2-2 tie to give UVA the lead for good.

Senior Andrew Carraway, the second of five UVA pitchers, worked 2 2/3 scoreless innings to earn the win.

### JUNE 17 • ARKANSAS 4, VIRGINIA 3 (12)

Virginia's stay in Omaha ended with a 4-3 loss to Arkansas in 12 innings. The epic contest lasted four hours, 47 minutes.

Down to their final strike in the ninth inning, the Razorbacks tied the game on a two-run home run by Brett Eibner. They walked off in the 12th inning on a run-scoring double from Andrew Darr.

The Cavaliers had plenty of opportunities throughout the contest, and particularly in the last four innings. UVA left 14 runners on base, including eight over the final four innings.

Proscia and John Hicks each had three hits as Virginia finished with 16 hits.

Hultzen wrapped up his outstanding freshman campaign by tossing 6 1/3 innings, allowing one unearned run and striking out seven.

## CWS NOTES

- Shortstop Tyler Cannon was named to the All-College World Series Team after going 6-for-10 with five walks and a .733 on base percentage.
- Werman racked up four hits in UVA's opener against LSU and finished 6-for-10 in the CWS.
- Overall, 63,876 fans witnessed UVA's three CWS games at Rosenblatt, including 24,904 for the Cavaliers' matchup with top-seeded LSU.

## ROSTER

2	Keith Werman	INF/C	Fr.
3	Jarrett Parker	OF	So.
5	Phil Gosselin	INF	So.
7	John Barr	OF	So.
8	John Hicks	C	Fr.
9	David Coleman	OF	So.
10	Tyler Cannon	INF	Jr.
11	Kevin Arico	RHP	So.
12	Corey Hunt	INF	R-So.
13	Jared King	INF	Fr.
14	John Bivens	OF	Jr.
15	Matt Packer	LHP	Jr.
17	Shane Halley	OF/RHP	Fr.
18	Tyler Wilson	RHP	So.
19	Steven Proscia	INF	Fr.
20	Sean Lucas	LHP	R-Fr.
21	Dan Grovatt	OF/P/1B	So.
22	Robert Morey	RHP	So.
23	Danny Hultzen	LHP/1B	Fr.
25	Will Roberts	RHP	Fr.
27	Tyler Biddix	INF/OF	So.
28	Chad O'Connor	RHP	Fr.
29	Scott Silverstein	LHP/1B	Fr.
31	Justin Thompson	RHP/C	Fr.
33	Franco Valdes	C	Jr.
34	Robert Poutier	RHP	Sr.
35	Steven Kouril	OF	Fr.
37	Brad Grove	LHP	Sr.
38	Andrew Carraway	RHP	Sr.
39	Neal Davis	LHP	Jr.
45	Will Campbell	C	Sr.
47	Jeff Lorick	LHP	Jr.

**Head Coach:** Brian O'Connor  
**Associate Head Coach:** Kevin McMullan  
**Assistant Coach:** Karl Kuhn  
**Assistant Coach:** Eddie Smith

# 2011 COLLEGE WORLD SERIES

TD AMERITRADE PARK OMAHA; OMAHA, NEB.

Virginia won a school-record 56 games and earned the No. 1 seed in the NCAA tournament in a memorable 2011 season that was capped with a trip to the College World Series in its first year at TD Ameritrade Park Omaha.

The season may be best remembered for the wild super regional with UC Irvine, capped by Chris Taylor's two-run, walk-off single that catapulted the Cavaliers to their second CWS.

## NCAA REGIONALS

UVA cruised through its home regional, blanking Navy, 6-0, before downing St. John's (10-2) and East Carolina (13-1) to win its third straight regional championship.

Will Roberts fired a complete-game, four hitter against Navy, striking out 14 and becoming the first Cavalier to throw a shutout in the NCAA tournament.

Regional MVP Danny Hultzen continued the dominant pitching in UVA's win over St. John's, striking out 12 in seven innings. David Coleman had three hits and knocked in four runs, while Steven Proscia homered, scored three runs and drove in three.

UVA then blasted East Carolina as Tyler Wilson fired 6 1/3 innings of one-run baseball while Chris Taylor had three hits and drove in four runs. The Cavaliers finished with 17 hits.

## NCAA SUPER REGIONALS

Virginia and UC Irvine engaged in an epic super regional at Davenport Field, with the Cavaliers staging a dramatic ninth-inning rally in Game 3 to capture the series.

After Hultzen and Cody Winiarski combined on a four-hit shutout in a 6-0 Game 1 win, UC Irvine bounced back to win Game 2, 6-4, rallying from a 3-0 deficit in the sixth inning.

Trailing 2-1 with the bases empty, two outs and two strikes in the ninth inning, UVA got off the mat for the win. Coleman and Jared King singled and Reed Gragnani walked to load the bases before Taylor bounced a single up the middle to score a pair and send the Cavaliers to Omaha.

## COLLEGE WORLD SERIES

### JUNE 19 • VIRGINIA 4, CALIFORNIA 1

Virginia started the CWS with a 4-1 win over Cal, with Hultzen, Tyler Wilson and Branden Kline combining on a six-hitter. Hultzen worked 6 1/3 shutout innings.

The game was scoreless until the seventh as both teams failed to cash in on their chances. UVA broke through on a John Hicks RBI single and Proscia sac fly in the seventh.

King hit an RBI triple and Keith Werman followed with a run-scoring single in the eighth.

### JUNE 21 • SOUTH CAROLINA 7, VIRGINIA 1

No. 4 seed South Carolina scored three runs in the first inning and never trailed in a 7-1 win over Virginia. UVA managed only five hits against USC starter Colby Holmes and relievers John Taylor and Matt Price.

Will Roberts took the loss for Virginia after



allowing six runs (three earned), eight hits and a walk in 3.1 innings. UVA's bullpen limited the Gamecocks to five hits and a run over the final 5.2 innings.

A strength all season, the Cavaliers' defense committed three errors in a sloppy outing.

### JUNE 23 • VIRGINIA 8, CALIFORNIA 1

Behind 7 2/3 innings of brilliant work from starter Tyler Wilson, Virginia bounced back and eliminated Cal, 8-1. Wilson allowed just a run and five hits in matching a career-long effort while earning his second win at the CWS.

All nine starters had at least one hit as UVA racked up 11 hits. Werman went 2-for-2 and scored two runs, while Kenny Swab also notched a pair of hits, including a key single which was misplayed into a three-base error that allowed Swab to circle the bases.

Virginia scored four runs in the sixth inning to break out to a 6-0 lead, started by Swab's single and the three-base error by center fielder Darrel Matthews.

### JUNE 24 • SOUTH CAROLINA 3, VIRGINIA 2 (13)

South Carolina scored a run on a UVA error in the bottom of the 13th inning to eliminate Virginia, 3-2.

Both teams had a wealth of scoring chances, but in most cases could not capitalize. UVA left 15 runners on base and hit into four double plays, while South Carolina stranded 14 in the four-hour, 25-minute marathon.

Kline worked a season-high five innings from the eighth through 12th innings and evaded multiple problems to hold the Gamecocks scoreless.

Pitching despite being under the weather, Hultzen gutted through three innings and struck out eight of the 10 batters he faced.

## CWS NOTES

- Tyler Wilson picked up the win on the mound in both of UVA's victories and allowed two runs in 10 innings.
- Wilson was presented with the Lowe's Senior CLASS Award prior to the June 24 game against South Carolina.

- Keith Werman went 5-for-11 (.455) at the plate, while John Barr led the team with six hits.
- Danny Hultzen made two tremendous starts. He tossed 6 1/3 shutout innings in the opener vs. Cal and then struck out eight of 10 South Carolina batters in three innings while saddled with an illness.
- Over 95,000 fans watched the Cavaliers' four contests in Omaha in 2011, including 25,882 in their final game with South Carolina.

## ROSTER

2	Keith Werman	INF	Jr.
3	Kyle Crockett	LHP	Fr.
4	Reed Gragnani	INF/OF	So.
5	Mitchell Shifflett	OF	Fr.
6	Chris Taylor	INF	So.
7	John Barr	OF	Fr.
8	John Hicks	C/1B/OF	Jr.
9	David Coleman	OF	Sr.
11	Stephen Bruno	INF	So.
12	Corey Hunt	RHP/INF	Fr.
13	Jared King	INF	Jr.
14	Colin Harrington	INF/OF	So.
15	Ryan Briggs	RHP	So.
16	Branden Kline	RHP	So.
17	Shane Halley	RHP/OF	Jr.
18	Tyler Wilson	RHP	Sr.
19	Steven Proscia	INF	Jr.
20	Ryan Ashooh	LHP	Fr.
21	Derek Justice	OF	Fr.
22	Mark Podlas	OF	Fr.
23	Danny Hultzen	P/1B/OF	Jr.
25	Will Roberts	RHP	Jr.
27	Tyler Biddix	INF/OF	Sr.
28	Chad O'Connor	RHP	So.
29	Scott Silverstein	LHP	Jr.
30	Rob Amaro	INF/C	So.
31	Justin Thompson	RHP	Jr.
32	Cody Winiarski	RHP	Sr.
34	Artie Lewicki	RHP	Fr.
35	Kenny Swab	C/1B/OF	Sr.
39	Austin Young	RHP	Fr.
43	Ryan Levine	C/1B	So.
45	Aaron Stull	LHP	So.
47	Whit Mayberry	RHP	So.

**Head Coach:** Brian O'Connor  
**Associate Head Coach:** Kevin McMullan  
**Assistant Coach:** Karl Kuhn  
**Assistant Coach:** Eddie Smith



# 2014 COLLEGE WORLD SERIES

TD AMERITRADE PARK OMAHA; OMAHA, NEB.  
CWS FINALS • NATIONAL RUNNER-UP

Virginia's memorable 2014 season included 53 wins and the program's first trip to the College World Series Finals, but the Cavaliers fell just short of their first national championship in a fantastic three-game CWS Finals series with Vanderbilt.

The No. 3 seed in the NCAA Tournament, the Cavaliers lost just one game in the tournament prior to the CWS Finals.

## NCAA REGIONALS

Virginia swept through its home regional at Davenport Field with three decisive wins as UVA surrendered only three runs. After the Cavaliers rolled past Bucknell, 10-1, in the opener, Nathan Kirby and Nick Howard combined on a 2-hit shutout of Arkansas, 3-0, before the Cavaliers blew out the Razorbacks in the championship game, 9-2.

Kirby was named the regional's Most Outstanding Player, five teammates joined him on the all-regional team.

## NCAA SUPER REGIONALS

After dropping the first game, 5-4, to Maryland in the Charlottesville Super Regional, Virginia bounced back with a vengeance to claim the final two games to punch its ticket to Omaha.

Maryland starter Jake Stinnett and the Terapins' pitching staff held UVA in check in the opener, but the Cavaliers exploded for seven runs and 17 hits to take Game 2, 7-3.

Virginia continued the offensive fireworks in Game 3, jumping out to a 6-0 lead through three innings while Josh Sborz was masterful on the mound, throwing seven shutout innings. UVA cruised to an 11-2 win to advance.

## COLLEGE WORLD SERIES

### JUNE 15 • VIRGINIA 2, OLE MISS 1

Mike Papi hit a walk-off double in the ninth inning to score pinch runner Thomas Woodruff as Virginia opened the CWS with a 2-1 win over Ole Miss.

Nathan Kirby (7 IP) and Artie Lewicki (2 IP) combined on a one-hitter – the first one-hitter at the CWS since 1983.

### JUNE 17 • VIRGINIA 3, TCU 2 (15)

Virginia advanced to the bracket championship by outlasting TCU 3-2 in 15 innings. The 15-inning contest tied the CWS record for the longest game by innings; it lasted four hours, 51 minutes (fourth longest by time).

After Nate Irving doubled to lead off the bottom of the 15th, Daniel Pinero hit a sac fly with one out to score Woodruff, the pinch runner.

UVA's pitching again was sensational, as Waddell (7 IP), Howard (4 IP), Whit Mayberry (2 IP) and Lewicki (2 IP) scattered nine hits and did not allow a run over the final 13 frames.

### JUNE 20-21 • VIRGINIA 4, OLE MISS 1

Virginia advanced to the CWS Finals following a rain-delayed game that spanned two days. The game was suspended after a delay of one hour, 33 minutes on Friday night.



Sborz started the game on Friday night and returned to the mound on Saturday, working five total innings, allowing one unearned run and scattering four hits.

UVA scored three runs in the fourth inning. Howard broke the ACC single-season saves record, pitching a scoreless ninth inning to earn his 20th save.

### JUNE 23 • VANDERBILT 9, VIRGINIA 8

Vanderbilt held off a Virginia rally to take Game 1, 9-8. The Commodores scored all nine runs during the third inning, building a 9-2 lead.

Virginia finished the game with 15 hits, while Vanderbilt had six. Brandon Cogswell and Pinero each had three hits, while Brandon Downes was 2-for-4, including a triple.

UVA starter Nathan Kirby was uncharacteristically wild in the third, issuing five walks as Vandy sent 13 batters to the plate. He worked 2 1/3 innings and allowed eight runs (five earned).

UVA's bullpen off Whit Mayberry (3 1/3 IP) and Austin Young (3 IP) held Vandy to one run.

### JUNE 24 • VIRGINIA 7, VANDERBILT 2

Behind a complete-game effort from Brandon Waddell, Virginia bounced back with a decisive 7-2 win in Game 2.

In the first nine-inning complete game of his career, Waddell allowed two runs (one earned) on five hits, walking three and striking out five.

UVA piled up 13 hits, as Kenny Towns and Joe McCarthy each went 3-for-5 and the Cavaliers rocked Vandy first-round draft pick Tyler Beede.

### JUNE 25 • VANDERBILT 3, VIRGINIA 2

Vanderbilt's John Norwood hit a solo home run in the eighth inning off Howard to break a 2-2 deadlock as the Commodores won the national championship.

Virginia loaded the bases with one out in the bottom of the eighth inning, but failed to score the tying run.

After relieving Sborz in the second inning, Lewicki worked six innings and allowed only one unearned run.

UVA trailed 2-0 before scoring twice in the sixth on a Pinero RBI single and a Vandy error.

## CWS NOTES

- Five Cavaliers were named to the All-College World Series Team: Lewicki, Cogswell, Downes, Irving and Waddell.
- In four CWS appearances, Lewicki pitched 13 innings without allowing an earned run.
- Cogswell went 9-for-23 (.391) in the CWS.
- Over 134,000 fans flocked to see UVA's six games in Omaha.

## ROSTER

2	John La Prise	INF	So.
3	Tyler Allen	OF	Fr.
5	Tony Butler	INF	Fr.
6	Cameron Tekker	RHP	So.
7	Brandon Cogswell	INF	Jr.
8	Robbie Coman	C	So.
9	Kenny Towns	INF	Jr.
10	Brandon Downes	OF/C	Jr.
13	Alec Bettinger	RHP	Fr.
17	Jack Roberts	RHP	Fr.
18	Nate Irving	C	Jr.
19	Nathan Kirby	LHP	So.
20	Brandon Waddell	LHP	So.
21	Matt Thaiss	C	Fr.
22	Daniel Pinero	INF	Fr.
23	Derek Fisher	OF	Jr.
25	Adam Bleday	LHP	Fr.
27	Josh Sborz	RHP	So.
28	Kevin Doherty	LHP	So.
30	Connor Jones	RHP	Fr.
31	Joe McCarthy	OF/1B	So.
33	Nick Howard	INF/RHP	Jr.
34	Artie Lewicki	RHP	Sr.
35	David Rosenberger	LHP	So.
37	Thomas Woodruff	INF	Jr.
38	Mike Papi	OF	Jr.
39	Austin Young	RHP	Sr.
42	Brett Lisle	LHP	R-So.
43	Ben Carraway	RHP	Fr.
47	Whit Mayberry	RHP	R-Sr.

**Head Coach:** Brian O'Connor

**Associate Head Coach:** Kevin McMullan

**Assistant Coach:** Karl Kuhn

**Assistant Coach:** Matt Kirby

**Student Assistant:** Tyler Cannon



# NCAA TOURNAMENT HISTORY

Year	National Seed	Regional Site (Record)	Super Regional (Record)	CWS (Record)	CWS Finish	Head Coach
1972	-	Gastonia, N.C. (2-2)	-	-	-	Jim West
1985	-	Coral Gables, Fla. (1-2)	-	-	-	Dennis Womack
1996	-	Tuscaloosa, Ala. (3-2)	-	-	-	Dennis Womack
2004	-	Charlottesville (2-2)	-	-	-	Brian O'Connor
2005	-	Corvallis, Ore. (0-2)	-	-	-	Brian O'Connor
2006	-	Charlottesville (1-2)	-	-	-	Brian O'Connor
2007	-	Charlottesville (2-2)	-	-	-	Brian O'Connor
2008	-	Fullerton, Calif. (1-2)	-	-	-	Brian O'Connor
2009	-	Irvine, Calif. (3-0)	at Ole Miss (2-1)	1-2	T5th	Brian O'Connor
2010	5	Charlottesville (3-1)	Oklahoma (1-2)	-	-	Brian O'Connor
2011	1	Charlottesville (3-0)	UC Irvine (2-1)	2-2	T3rd	Brian O'Connor
2012	-	Charlottesville (1-2)	-	-	-	Brian O'Connor
2013	6	Charlottesville (3-0)	Mississippi State (0-2)	-	-	Brian O'Connor
2014	3	Charlottesville (3-0)	Maryland (2-1)	4-2	Runner-Up	Brian O'Connor
2015	-	Lake Elsinore, Calif. (3-0)	Maryland (2-0)	5-2	CHAMPION	Brian O'Connor
2016	-	Charlottesville (1-2)	-	-	-	Brian O'Connor
<b>Totals</b>		<b>16 appearances (32-21)</b>	<b>6 appearances (9-7)</b>	<b>4 appearances (12-8)</b>		

Home: 26-15; Road: 4-4; Neutral: 23-15

## 1972 (2-2)

### NCAA District III Playoffs

#### Sims Legion Park • Gastonia, N.C.

June 1	Richmond	W, 18-2
June 1	Ole Miss	W, 9-3
June 2	South Alabama	L, 1-6
June 2	Ole Miss	L, 0-9

## 1985 (1-2)

### NCAA Atlantic Regional

#### Mark Light Stadium • Coral Gables, Fla.

May 24	Florida	W, 14-1
May 25	Miami (Fla.)	L, 6-22
May 26	Florida	L, 2-15

## 1996 (3-2)

### NCAA South I Regional

#### Sewell Thomas Stadium • Tuscaloosa, Ala.

May 23	Notre Dame	L, 1-12
May 24	Princeton	W, 12-2
May 25	Notre Dame	W, 7-1
May 25	Stetson	W, 5-4
May 26	Alabama	L, 8-18

## 2004 (2-2)

### NCAA Charlottesville Regional

#### Davenport Field • Charlottesville, Va.

June 5	Princeton	L, 2-4
June 5	George Mason	W, 7-2
June 6	Princeton	W, 9-0
June 6	Vanderbilt	L, 3-7

## 2005 (0-2)

### NCAA Corvallis Regional

#### Goss Stadium • Corvallis, Ore.

June 3	St. John's	L, 3-5
June 4	Ohio State	L, 1-2

## 2006 (1-2)

### NCAA Charlottesville Regional

#### Davenport Field • Charlottesville, Va.

June 2	Lehigh	W, 11-5
June 3	South Carolina	L, 2-8
June 4	Evansville	L, 4-15

## 2007 (2-2)

### NCAA Charlottesville Regional

#### Davenport Field • Charlottesville, Va.

June 1	Lafayette	W, 5-1
June 2	Oregon State	W, 7-4 (13)
June 4	Oregon State	L, 3-5
June 5	Oregon State	L, 3-7

## 2008 (1-2)

### NCAA Fullerton Regional

#### Goodwin Field • Fullerton, Calif.

May 30	UCLA	L, 2-3
May 31	Rider	W, 8-2
June 1	Cal State Fullerton	L, 1-4

## 2009 (6-3)

### NCAA Irvine Regional

#### Anteater Ballpark • Irvine, Calif.

May 29	San Diego State	W, 5-1
May 30	No. 6 UC Irvine	W, 5-0
May 31	No. 6 UC Irvine	W, 5-1

### NCAA Oxford Super Regional

#### Oxford-University Stadium/

#### Swayze Field • Oxford, Miss.

June 5	Ole Miss	L, 3-4 (12)
June 6	Ole Miss	W, 4-3
June 7	Ole Miss	W, 5-1

### NCAA College World Series

#### Rosenblatt Stadium • Omaha, Neb.

June 13	No. 1 LSU	L, 5-9
June 15	No. 2 Cal State Fullerton	W, 7-5
June 17	Arkansas	L, 3-4 (12)

## 2010 (4-3) • No. 5 National Seed

### NCAA Charlottesville Regional

#### Davenport Field • Charlottesville, Va.

June 4	VCU	W, 15-4
June 5	Ole Miss	W, 13-7
June 6	St. John's	L, 5-6
June 7	St. John's	W, 5-3

### NCAA Charlottesville Super Regional

#### Davenport Field • Charlottesville, Va.

June 12	Oklahoma	W, 3-2
June 13	Oklahoma	L, 7-10
June 14	Oklahoma	L, 0-11

## 2011 (7-3) • No. 1 National Seed

### NCAA Charlottesville Regional

#### Davenport Field • Charlottesville, Va.

June 3	Navy	W, 6-0
June 4	St. John's	W, 10-2
June 5	East Carolina	W, 13-1

### NCAA Charlottesville Super Regional

#### Davenport Field • Charlottesville, Va.

June 11	UC Irvine	W, 6-0
June 12	UC Irvine	L, 4-6
June 13	UC Irvine	W, 3-2

### NCAA College World Series

#### TD Ameritrade Park Omaha • Omaha, Neb.

June 19	California	W, 6-1
June 21	No. 4 South Carolina	L, 1-7
June 23	California	W, 8-1
June 24	No. 4 South Carolina	L, 2-3 (13)

## 2012 (1-2)

### NCAA Charlottesville Regional

#### Davenport Field • Charlottesville, Va.

June 2	Army	W, 9-1
June 3	Appalachian State	L, 5-6
June 3	Oklahoma	L, 4-5

## 2013 (3-2) • No. 6 National Seed

### NCAA Charlottesville Regional

#### Davenport Field • Charlottesville, Va.

May 31	Army	W, 2-1
June 1	Elon	W, 2-0
June 2	Elon	W, 11-3

### NCAA Charlottesville Super Regional

#### Davenport Field • Charlottesville, Va.

June 8	Mississippi State	L, 6-11
June 9	Mississippi State	L, 5-6

## 2014 (9-3) • No. 3 National Seed

### NCAA Charlottesville Regional

#### Davenport Field • Charlottesville, Va.

May 30	Bucknell	W, 10-1
May 31	Arkansas	W, 3-0
June 1	Arkansas	W, 9-2

### NCAA Charlottesville Super Regional

June 7	Maryland	L, 4-5
June 8	Maryland	W, 7-3
June 9	Maryland	W, 11-2

### NCAA College World Series

#### TD Ameritrade Park Omaha • Omaha, Neb.

#### National Runners-Up

June 15	Ole Miss	W, 2-1
June 17	No. 7 TCU	W, 3-2 (15)
June 20-21	Ole Miss	W, 4-1
June 23	Vanderbilt*	L, 8-9
June 24	Vanderbilt*	W, 7-2
June 25	Vanderbilt*	L, 2-3

## 2015 (10-2) • NCAA CHAMPIONS

### NCAA Lake Elsinore Regional

#### Lake Elsinore Diamond • Lake Elsinore, Calif.

May 29	Southern California	W, 6-1
May 30	San Diego State	W, 3-1
May 31	Southern California	W, 14-10 (11)

### NCAA Charlottesville Super Regional

#### Davenport Field • Charlottesville, Va.

June 5	Maryland	W, 5-3
June 6	Maryland	W, 5-4

### NCAA College World Series

#### TD Ameritrade Park Omaha • Omaha, Neb.

June 13	Arkansas	W, 5-3
June 15	No. 4 Florida	W, 1-0
June 19	No. 4 Florida	L, 5-10
June 20	No. 4 Florida	W, 5-4
June 22	Vanderbilt*	L, 1-5
June 23	Vanderbilt*	W, 3-0
June 24	Vanderbilt*	W, 4-2

## 2016 (1-2)

### NCAA Charlottesville Regional

#### Davenport Field • Charlottesville, Va.

June 3	William & Mary	W, 17-4
June 4	East Carolina	L, 6-8
June 5	William & Mary	L, 4-5

\*denotes CWS Finals

# NCAA TOURNAMENT HISTORY

## CAREER POSTSEASON RECORDS

### BATTING/BASE RUNNING

Batting Avg.*	.467	Stephen Bruno (7-15), 2010, '12
Games	32	Kenny Towns, 2012-15
Starts	30	Kenny Towns, 2012-15
At Bats	123	Kenny Towns, 2012-15
Runs	24	Daniel Pinero, 2014-16
Hits	37	Kenny Towns, 2012-15
Doubles	9	Kenny Towns, 2012-15
Triples	2	Adam Haseley (2015-16), Brandon Downes (2012-14)
Home Runs	3	Kenny Towns (2012-15) Pavin Smith (2015-16) John Hicks (2009-11)
RBI	28	Kenny Towns (2012-15)
Total Bases	50	Kenny Towns (2012-15)
Walks	21	Joe McCarthy (2013-15)
Int. BB	2	4 players, last by Joe McCarthy (2013-15)
HBP	6	Joe McCarthy (2013-15)
Strikeouts	18	Derek Fisher (2012-14)
Sac Flies	4	Jeremy Farrell (2006-08)
Sac Bunts	11	Keith Werman (2009-12)
Stolen Bases	4	Tim Henry (2004-05), Jarrett Parker (2009-10) Daniel Pinero (2014-16)
SB Att.	5	John Hicks (2009-11) Daniel Pinero (2014-16)

\* minimum 15 AB

### PITCHING

ERA*	0.51	Josh Sborz (35 IP, 2013-15)
Opp. BA*	.143	Nick Howard (13 IP, 2012-14)
K/9 IP*	13.91	Craig Zaikov (11 IP, 1996)
Wins	6	Brandon Waddell Josh Sborz (2013-15) Nathan Kirby (2013-15)
Losses	3	Josh Sborz (2013-15)
Saves	3	Josh Sborz (2013-15)
Apps.	14	Josh Sborz (2013-15)
Starts	11	Brandon Waddell (2013-15)
CG	1	Seven times
Innings	73.0	Brandon Waddell (2013-15)
Hits	60	Brandon Waddell (2013-15)
Runs	25	Brandon Waddell (2013-15)
ER	19	Brandon Waddell (2013-15)
Walks	19	Brandon Waddell (2013-15)
Strikeouts	45	Brandon Waddell (2013-15)

### FIELDING

Putouts	146	Mike Papi (2013-14)
Assists	84	Daniel Pinero (2014-16)
Errors	7	Kenny Towns (2012-15)
DP	14	Daniel Pinero (2014-15)
CS	7	Franco Valdes (2008-10)



Kenny Towns

## TEAM SINGLE-GAME POSTSEASON RECORDS

### BATTING/BASE RUNNING

AB	50	TCU (CWS), 6/17/14
Runs	18	Richmond (R), 6/1/72
Runs (Inn.)	9	Florida (R), 5/24/85 (4th inn)
Hits	20	William & Mary (R), 6/3/16
RBI	17	William & Mary (R), 6/3/16
Doubles	5	2x, last vs. Elon (R), 6/2/13
Triples	2	William & Mary (R), 6/3/16
HR	3	at Alabama (R), 5/26/96
Tot Bases	34	William & Mary (R), 6/3/16
BB	14	Southern California (R), 5/31/15
Int. BB	2	2x, last vs. S. Car. (CWS), 6/24/11
HBP	5	Army (R), 6/1/12
Strikeouts	17	Arkansas (CWS), 6/17/09
Sac Flies	2	6x, last vs. Florida (CWS), 6/20/15
Sac Bunts	4	Bucknell (R), 5/30/14
SB	5	2x, last vs. Arkansas (CWS), 6/13/15
SB Att.	8	Arkansas (CWS), 6/13/15
LOB	15	South Carolina (CWS), 6/24/11

### PITCHING

Innings	15.0	TCU (CWS), 6/17/14
Hits	24	at Alabama (R), 5/26/96
Runs	18	at Alabama (R), 5/26/96
Runs (Inn)	9	Vanderbilt (CWS), 6/23/14
ER	18	at Alabama (R), 5/26/96
Walks	7	Vanderbilt (CWS), 6/23/14
Strikeouts	18	South Carolina (CWS), 6/24/11
HR Against	4	Oklahoma (SR), 6/14/10

### FIELDING

Putouts	45	TCU (CWS), 6/17/14
Assists	17	TCU (CWS), 6/17/14
Errors	4	2x, last vs. Miss. St. (SR), 6/8/13
DP	3	3x, last vs. Arkansas (CWS), 6/13/15
SB Against	4	Oklahoma (SR), 6/3/12

## RESULTS BY OPPONENT

Opponent	Total	Reg.	SR	CWS
Alabama	0-1	0-1	0-0	0-0
Appalachian State	0-1	0-1	0-0	0-0
Arkansas	3-1	2-0	0-0	1-1
Army	2-0	2-0	0-0	0-0
Bucknell	1-0	1-0	0-0	0-0
California	2-0	0-0	0-0	2-0
Cal State Fullerton	1-1	0-1	0-0	1-0
East Carolina	1-1	1-0	0-0	0-0
Elon	2-0	2-0	0-0	0-0
Evansville	0-1	0-1	0-0	0-0
Florida	3-2	1-1	0-0	2-1
George Mason	1-0	1-0	0-0	0-0
Lafayette	1-0	1-0	0-0	0-0
Lehigh	1-0	1-0	0-0	0-0
LSU	0-1	0-0	0-0	0-1
Maryland	4-1	0-0	4-1	0-0
Miami (Fla.)	0-1	0-1	0-0	0-0
Mississippi	6-2	2-1	2-1	2-0
Mississippi State	0-2	0-0	0-2	0-0
Navy	1-0	1-0	0-0	0-0
Notre Dame	1-1	1-1	0-0	0-0
Ohio State	0-1	0-1	0-0	0-0
Oklahoma	1-3	0-1	1-2	0-0
Oregon State	1-2	1-2	0-0	0-0
Princeton	2-1	2-1	0-0	0-0
Richmond	1-0	1-0	0-0	0-0
Rider	1-0	1-0	0-0	0-0
San Diego State	2-0	2-0	0-0	0-0
South Alabama	0-1	0-1	0-0	0-0
South Carolina	0-3	0-1	0-0	0-2
Southern California	2-0	2-0	0-0	0-0
St. John's	2-2	2-2	0-0	0-0
Stetson	1-0	1-0	0-0	0-0
TCU	1-0	0-0	0-0	1-0
UC Irvine	4-1	2-0	2-1	0-0
UCLA	0-1	0-1	0-0	0-0
Vanderbilt	3-4	0-1	0-0	3-3
VCU	1-0	1-0	0-0	0-0
William & Mary	1-1	0-0	0-0	0-0
<b>Totals</b>	<b>53-36</b>	<b>31-19</b>	<b>9-7</b>	<b>12-8</b>

### Key

R = Regional  
SR = Super Regional  
CWS = College World Series

## INDIVIDUAL SINGLE-GAME POSTSEASON RECORDS

### BATTING/BASE RUNNING

At Bats	7	Chris Taylor, vs. South Carolina (CWS), 6/24/11
Runs	4	John Hicks vs. VCU (R), 6/4/10
Hits	4	5x, last by John Barr vs. Ole Miss (R), 6/5/10
RBI	4	6x, last by Ernie Clement vs. William & Mary (R), 6/3/16
Doubles	2	2x, last by Branden Cogswell vs. TCU (CWS), 6/17/14
Triples	1	Several times
Home Runs	2	Pavin Smith vs. East Carolina (R), 6/4/16
Total Bases	8	2x, last by Pavin Smith vs. East Carolina (R), 6/4/16
Walks	4	Matt Thaiss vs. Southern California (R), 5/31/15
Int. BB	2	Tyler Cannon vs. Arkansas (CWS), 6/17/09
Hit By Pitch	2	3x, last by Joe McCarthy vs. Bucknell (R), 5/30/14
Strikeouts	4	2x, last by Brandon Downes vs. Oklahoma (SR), 6/3/12
Sac Flies	1	Several times
Sac Bunts	2	5x, last by Nate Irving vs. Bucknell (R), 5/30/14
Stolen Bases	3	Daniel Pinero vs. Arkansas (CWS), 6/13/15
SB Att.	3	Daniel Pinero vs. Arkansas (CWS), 6/13/15

### PITCHING

Innings	9.0	8x, last by Brandon Waddell vs. Vanderbilt (CWS), 6/24/14
Inns (Relief)	7.1	Craig Zaikov vs. Stetson (R), 5/25/96
Hits	10	2x, last by Brandon Waddell vs. Maryland (SR), 6/6/15
Runs	8	2x, last by Nathan Kirby vs. Vanderbilt (CWS), 6/23/14
Earned Runs	6	6x, last by Artie Lewicki vs. Appalachian State (R), 6/13/12
Walks	5	3x, last by Connor Jones vs. Maryland (SR), 6/5/15
Strikeouts	12	Tim Burcham vs. Florida (R), 5/24/85
Home Runs	2	5x, last by Brandon Waddell vs. Florida (CWS), 6/20/15

### FIELDING

Putouts	18	John Hicks vs. South Carolina (CWS), 6/24/11
Assists	6	3x, last by Daniel Pinero vs. Florida (CWS), 6/15/15
Errors	2	5x, last by Daniel Pinero vs. TCU (CWS), 6/17/14
Passed Balls	2	Justin Counts vs. Alabama (R), 5/26/96

# YEAR-BY-YEAR RECORDS

Year	Overall Record	ACC Record	Head Coach
1889	7-0	-	Unknown
1890	4-8	-	Unknown
1891	16-5	-	Unknown
1892	9-8-1	-	Unknown
1893	10-5-1	-	Unknown
1894	10-6	-	Unknown
1895	10-7	-	Unknown
1896	7-10	-	Unknown
1897	8-5	-	Unknown
1898	15-8	-	Unknown
1899	13-6	-	Unknown
1900	9-6	-	Unknown
1901	12-8	-	Unknown
1902	13-7-1	-	Unknown
1903	15-6-1	-	Unknown
1904	16-9	-	Unknown
1905	17-7	-	Unknown
1906	18-10	-	Unknown
1907	16-6-1	-	Unknown
1908	12-11-1	-	Unknown
1909	19-7-1	-	Unknown
1910	7-14-1	-	Charles Ringler
1911	11-9	-	Charles Ringler
1912	14-9-1	-	Charles Ringler
1913	12-8	-	Jack Ryan
1914	10-7	-	Jack Ryan
1915	14-6	-	Jack Ryan
1916	16-8-1	-	Jack Ryan
1917	2-2	-	James L. White
1918	7-4	-	H.H. Lannigan
1919	8-8-1	-	E.W. Smith
1920	11-7-1	-	James L. White
1921	7-15	-	W. Rice Warren
1922	8-14	-	Jack Ryan
1923	11-12-1	-	Earle Neale
1924	15-10	-	Earle Neale
1925	13-10-1	-	Earle Neale
1926	11-10	-	Earle Neale
1927	13-7	-	Earle Neale
1928	9-11	-	Earle Neale
1929	8-13	-	Earle Neale
1930	2-12	-	Roy Randall
1931	1-16	-	Gus Tebell
1932	12-4	-	Gus Tebell

Year	Overall Record	ACC Record	Head Coach
1933	8-5	-	Gus Tebell
1934	10-7	-	Gus Tebell
1935	13-8-1	-	Gus Tebell
1936	11-8	-	Gus Tebell
1937	8-8-1	-	Gus Tebell
1938	13-12	-	Gus Tebell
1939	14-6	-	Gus Tebell
1940	18-4	-	Gus Tebell
1941	11-8	-	Gus Tebell
1942	7-10-1	-	Gus Tebell
1943	6-4	-	Gus Tebell
1944	6-5-1	-	A.A. Corcoran
1945	10-4	-	Gus Tebell
1946	11-7-1	-	Gus Tebell
1947	20-6	-	Gus Tebell
1948	14-5	-	Gus Tebell
1949	11-6-4	-	Gus Tebell
1950	17-6	-	Gus Tebell
1951	17-5	-	Gus Tebell
1952	9-12	-	Gus Tebell
1953	12-8	-	Gus Tebell
1954	7-13-1	-	Gus Tebell
1955	6-16	0-12, 8th	Gus Tebell
1956	10-13	6-7, 5th	Evan "Bus" Male
1957	12-12	6-8, 5th	Evan "Bus" Male
1958	5-15	4-9, 6th	Evan "Bus" Male
1959	10-9	6-8, 5th	Evan "Bus" Male
1960	3-15-2	3-11-1, 7th	Ted Davenport
1961	7-11	4-9, 7th	Ted Davenport
1962	11-12	9-6, 2nd	James West
1963	9-13	6-7, 5th	James West
1964	10-9	6-8, 4th	James West
1965	10-13-1	6-8, 5th	James West
1966	6-19	3-11, 8th	James West
1967	12-10	5-8, 6th	James West
1968	9-21	5-13, 7th	James West
1969	19-14	9-11, 5th	James West
1970	18-14-1	10-10, 4th	James West
1971	20-9	7-7, 4th	James West
1972*	18-15	9-4, 1st	James West
1973	16-12-2	8-5-2, 3rd	James West
1974	21-17	6-6, 4th	James West
1975	14-12	4-7, 4th	James West
1976	17-22	5-9, 6th	James West

Year	Overall Record	ACC Record	Head Coach
1977	11-22-1	1-8-1, 7th	James West
1978	18-14	4-8, 6th	James West
1979	21-15	5-8, 5th	James West
1980	21-13-1	6-6, 5th	James West
1981	28-20	8-5, 4th	Dennis Womack
1982	22-27	5-7, 6th	Dennis Womack
1983	12-25	4-6, 6th	Dennis Womack
1984	25-17	4-10, 6th	Dennis Womack
1985*	38-16	9-4, 1st	Dennis Womack
1986	27-22	6-7, 5th	Dennis Womack
1987	18-30	5-12, 5th	Dennis Womack
1988	32-19-1	11-10, 4th	Dennis Womack
1989	25-24-1	7-11, 6th	Dennis Womack
1990	21-32-1	7-11, 6th	Dennis Womack
1991	28-27-2	10-11, 6th	Dennis Womack
1992	21-30	3-19, 9th	Dennis Womack
1993	21-30	7-15, 8th	Dennis Womack
1994	20-34	2-22, 9th	Dennis Womack
1995	26-29	8-15, 7th	Dennis Womack
1996*	44-21	11-13, 5th	Dennis Womack
1997	32-22	10-13, 5th	Dennis Womack
1998	28-26-1	5-18, 8th	Dennis Womack
1999	21-35	8-15, 7th	Dennis Womack
2000	26-31-1	10-14, T6th	Dennis Womack
2001	25-31	9-15, T6th	Dennis Womack
2002	25-32	8-16, 6th	Dennis Womack
2003	29-25	11-12, 6th	Dennis Womack
2004*	44-15	18-6, 2nd	Brian O'Connor
2005*	41-20	14-14, 7th	Brian O'Connor
2006*	47-15	21-9, 3rd^	Brian O'Connor
2007*	45-16	19-9, 2nd^	Brian O'Connor
2008*	39-23	15-15, 4th^	Brian O'Connor
2009*	49-15-1	16-11-1, 4th^	Brian O'Connor
2010*	51-14	23-7, 1st^	Brian O'Connor
2011*	56-12	22-8, 1st^	Brian O'Connor
2012*	39-19-1	18-12, 2nd^	Brian O'Connor
2013*	50-12	22-8, 2nd^	Brian O'Connor
2014*	53-16	22-8, 2nd^	Brian O'Connor
2015*	44-24	15-15, 2nd^	Brian O'Connor
2016*	38-22	19-11, 2nd^	Brian O'Connor

Overall - 2254-1714-41 (.567)

ACC - 555-628-5 (.469)

\*NCAA Tournament qualifier

^Coastal Division

## VIRGINIA COACHING HISTORY

Coach	Years	Overall	Pct.	ACC	Pct.	ACC Tourn.	Pct.	NCAA Tourn.	Pct.
Unknown (1889-1909)	21	256-145-7	.636	—	—	—	—	—	—
Charles Rigler (1910-12)	3	32-32-2	.500	—	—	—	—	—	—
Jack Ryan (1913-1916, 1922)	4	60-43-1	.582	—	—	—	—	—	—
James L. White (1917, 1920)	2	13-9-1	.587	—	—	—	—	—	—
H.H. Lannigan (1918)	1	7-4-0	.636	—	—	—	—	—	—
E.W. Smith (1919)	1	8-8-1	.500	—	—	—	—	—	—
W. Rice Warren (1921)	1	7-15-0	.318	—	—	—	—	—	—
Earle Neale (1923-29)	7	80-73-2	.523	—	—	—	—	—	—
Roy Randall (1930)	1	2-12-0	.143	—	—	—	—	—	—
Gus Tebell (1931-43, 1945-55)	24	266-188-9	.584	0-12-0	.000	—	—	—	—
A.A. Corcoran (1944)	1	6-5-1	.542	—	—	—	—	—	—
Evan "Bus" Male (1956-59)	4	37-49-0	.430	22-32-0	.407	—	—	—	—
Ted Davenport (1960-61)	2	10-26-2	.289	7-20-1	.260	—	—	—	—
James West (1962-80)	19	281-276-6	.504	114-150-3	.433	6-10	.375	2-2	.500
Dennis Womack (1981-2003)	23	594-605-7	.495	168-281-0	.374	25-44	.362	4-4	.500
Brian O'Connor (2004-present)	13	596-223-2	.727	244-133-1	.647	25-19	.568	47-30	.610



# FORMER CAVALIERS IN MAJOR LEAGUE BASEBALL

**DAVID ADAMS, INF**  
2013 ..... New York Yankees

**MIKE BALLARD, P**  
2011 ..... Baltimore Orioles

**BRIAN BUCHANAN, OF**  
2000-02 ..... Minnesota Twins  
2002-04 ..... San Diego Padres  
2005 ..... New York Mets

**NICK CARTER, P**  
1908 ..... Philadelphia Athletics

**KYLE CROCKETT, LHP**  
2014-present ..... Cleveland Indians

**MIKE CUBBAGE, 3B**  
1974-76 ..... Texas Rangers  
1976-80 ..... Minnesota Twins  
1981 ..... New York Mets

**WALTER 'DOC' CURLEY, 2B**  
1899 ..... Chicago Orphans

**JACK DALTON, OF**  
1910-14 ..... Brooklyn Superbas  
1915 ..... Buffalo Blues  
1916 ..... Detroit Tigers

**PAT DANEKER, P**  
1999 ..... Chicago White Sox

**BILL DIETRICK, SS/OF**  
1927-28 ..... Philadelphia Phillies

**SEAN DOOLITTLE, LHP**  
2012-present ..... Oakland Athletics  
**\*\*2014 American League All-Star\*\***

**CHARLIE FERGUSON, P**  
1884-87 ..... Philadelphia Quakers

**PHIL GOSSELIN, INF**  
2013-15 ..... Atlanta Braves  
2015-present ..... Arizona Diamondbacks

**SETH GREISINGER, RHP**  
1998, 2000, 2002 ..... Detroit Tigers  
2004 ..... Minnesota Twins  
2005 ..... Atlanta Braves

**BRANDON GUYER, OF**  
2011-16 ..... Tampa Bay Rays  
2016-present ..... Cleveland Indians

**BILL HARMAN, P/C**  
1941 ..... Philadelphia Phillies

**JOE HICKS, OF**  
1959-60 ..... Chicago White Sox  
1961-62 ..... Washington Senators  
1963 ..... New York Mets

**JOHN HICKS, C**  
2015 ..... Seattle Mariners  
2016-present ..... Detroit Tigers

**HOWARD 'MUL' HOLLAND, P**  
1926 ..... Cincinnati Reds  
1927 ..... New York Giants  
1929 ..... St. Louis Cardinals

**RICKY HORTON, P**  
1984-87 ..... St. Louis Cardinals  
1988 ..... Chicago White Sox  
1988-89 ..... Los Angeles Dodgers  
1989-90 ..... St. Louis Cardinals

**DOUG JOHNS, P**  
1995-96 ..... Oakland Athletics  
1998-99 ..... Baltimore Orioles

**JOE KOSHANSKY, 1B**  
2007-08 ..... Colorado Rockies

**JAVIER LOPEZ, LHP**  
2003-05 ..... Colorado Rockies  
2005 ..... Arizona Diamondbacks  
2006-09 ..... Boston Red Sox  
2010 ..... Pittsburgh Pirates  
2010-16 ..... San Francisco Giants

**BOB MALLOY, P**  
1987 ..... Texas Rangers  
1990 ..... Montreal Expos

**DOUG NEFF, IF**  
1914-15 ..... Washington Senators

**JARRETT PARKER, OF**  
2014-present ..... San Francisco Giants

**MARK REYNOLDS, INF/DH**  
2007-2010 ..... Arizona Diamondbacks  
2011-12 ..... Baltimore Orioles  
2013 ..... N.Y. Yankees/Cleveland Indians  
2014 ..... Milwaukee Brewers  
2015 ..... St. Louis Cardinals  
2016-present ..... Colorado Rockies

## ACTIVE MAJOR LEAGUERS

For the second straight year in 2016, a program-record 11 former Cavaliers played in Major League Baseball.




**KYLE CROCKETT**  
Cleveland Indians




**SEAN DOOLITTLE**  
Oakland Athletics



**PHIL GOSSELIN**  
Arizona D-backs



**BRANDON GUYER**  
Cleveland Indians



**JOHN HICKS**  
Detroit Tigers



**JAVIER LOPEZ**  
San Francisco Giants



**JARRETT PARKER**  
San Francisco Giants



**MARK REYNOLDS**  
Colorado Rockies



**CHRIS TAYLOR**  
Los Angeles Dodgers



**TYLER WILSON**  
Baltimore Orioles




**RYAN ZIMMERMAN**  
Washington Nationals



Former Cavalier Brandon Guyer played in the 2016 World Series with the Cleveland Indians and hit an RBI double off Cubs closer Aroldis Chapman in the eighth inning of Game 7.

# FORMER CAVALIERS IN MAJOR LEAGUE BASEBALL



Former Cavalier Eppa Rixey is the only ACC player in the Baseball Hall of Fame.

## RECENT HIGHLIGHTS

- Eleven Virginia Baseball alumni played in Major League Baseball in 2016, matching a program record set in 2015.
- Former Cavaliers Sean Doolittle (Oakland) and Ryan Zimmerman (Washington) were two of the 32 MLB nominees for the 2016 Roberto Clemente Award.
- Brandon Guyer became the fourth former UVA player to compete in an MLB World Series, playing in the 2016 Fall Classic with the Cleveland Indians.
- 121 Virginia players (124 selections), including 69 over the last 13 years, have been selected since the inception of the draft in 1966.
- Javier Lopez won his fourth World Series ring in 2014 with the San Francisco Giants. He also won championships in 2007 (Red Sox) and 2010 and 2012 (Giants).
- A 2009 National League All-Star, Ryan Zimmerman won the 2009 NL Gold Glove Award at third base and also earned the

2009 and 2010 Silver Slugger Award at third base for the NL.

- After a meteoric rise through the minors, Doolittle made his Major League debut on June 5, 2012, out of the bullpen for the Oakland Athletics. The left-hander pitched just 26 professional innings before earning his first big-league call-up.

- Doolittle was a 2014 American League All-Star.

- A member of the Colorado Rockies in 2016, Mark Reynolds has hit 251 home runs in his 10-year MLB career (1,376 career games).

- Guyer swatted a home run in his first MLB at bat with the Tampa Bay Rays in 2011, becoming just the 109th player in MLB history to homer in his first trip to the plate.

- Danny Hultzen was selected second overall by the Seattle Mariners in the 2011 MLB Draft, marking UVA's highest draft selection ever.

### EPPA RIXEY, P

1912-20..... Philadelphia Phillies  
1921-33 ..... Cincinnati Reds  
\*\*MLB Hall of Fame\*\*

### MEL ROACH, INF

1953-61..... Milwaukee Braves  
1961 ..... Chicago Cubs  
1962 ..... Pittsburgh Pirates

### ORLIN 'BUCK' ROGERS, P

1935..... Washington Senators

### MICHAEL SCHWIMER, RHP

2011-12..... Philadelphia Phillies

### ANDY SOMMERVILLE, P

1894 ..... Brooklyn Grooms

### HENRY LEE SPRATT, SS

1911-12 ..... Boston Braves

### CHRIS TAYLOR, INF

2014-16 ..... Seattle Mariners  
2016-present ..... Los Angeles Dodgers

### DAVE WILLIS, 1B

1899 ..... Louisville Colonels

### TYLER WILSON, P

2015-present ..... Baltimore Orioles

### RYAN ZIMMERMAN, 3B/OF

2005-present..... Washington Nationals  
\*\*2009 National League All-Star\*\*  
\*\*2009, '10 NL Silver Slugger Award\*\*  
\*\*2009 NL Gold Glove Award (3B)\*\*

**NOTE: current teams as of Feb. 1, 2017**

## FORMER CAVALIERS IN PROFESSIONAL BASEBALL

(as of conclusion of 2016 season)

### MAJOR LEAGUE BASEBALL (11)

Name	Years at UVA	Position	MLB Team
Kyle Crockett	2011-13	LHP	Cleveland Indians (AL)
Sean Doolittle	2005-07	LHP	Oakland Athletics (AL)
Phil Gosselin	2008-10	INF/OF	Arizona Diamondbacks (NL)
Brandon Guyer	2005-07	OF	Cleveland Indians (AL)
John Hicks	2009-11	C/INF	Detroit Tigers (AL)
Javier Lopez	1996-98	LHP	San Francisco Giants (NL)
Jarrett Parker	2008-10	OF	San Francisco Giants (NL)
Mark Reynolds	2001-04	INF	Colorado Rockies (AL)
Chris Taylor	2010-12	INF	Los Angeles Dodgers (NL)
Tyler Wilson	2008-11	RHP	Baltimore Orioles (AL)
Ryan Zimmerman	2003-05	INF/OF	Washington Nationals (NL)

### MINOR LEAGUE BASEBALL (22)

Name	Years at UVA	MLB Team
David Adams	2006-08	Toronto Blue Jays - Buffalo Bisons (AAA)
Stephen Bruno	2010-12	Chicago Cubs - Tennessee Smokies (AA)
Branden Cogswell	2012-14	Oakland Athletics - Stockton Ports (A Advanced)
Brandon Downes	2012-14	Kansas City Royals - Omaha Storm Chasers (AAA)
Derek Fisher	2012-14	Houston Astros - Fresno Grizzlies (AAA)
Reed Gragnani	2010-13	Boston Red Sox - Portland Sea Dogs (AA)
Nick Howard	2012-14	Cincinnati Reds - Dayton Tortugas (A Advanced)
Danny Hultzen	2009-11	Seattle Mariners - AZL Mariners (AZL)
Connor Jones	2014-16	St. Louis Cardinals - State College Spikes (A)
Nathan Kirby	2013-15	Milwaukee Brewers - AZL Brewers (AZL)
Branden Kline	2010-12	Baltimore Orioles - Bowie Baysox (AA)
John La Prise	2013-15	Toronto Blue Jays - Dunedin Blue Jays (A Advanced)
Artie Lewicki	2011-14	Detroit Tigers - Erie SeaWolves (AA)
Whit Mayberry	2010-14	Washington Nationals - Potomac Nationals (A Advanced)
Joe McCarthy	2013-15	Tampa Bay Rays - Charlotte Stone Crabs (A Advanced)
Mike Papi	2012-14	Cleveland Indians - Akron RubberDucks (AA)
Daniel Pinero	2014-16	Detroit Tigers - Connecticut Tigers (A)
Will Roberts	2009-11	Cleveland Indians - Akron RubberDucks (AA)
Josh Sborz	2013-15	L.A. Dodgers - Tulsa Drillers (AA)
Matt Thaiss	2014-16	L.A. Dodgers - Burlington Bees (A)
Brandon Waddell	2013-15	Pittsburgh Pirates - Altoona Curve (AA)
Cody Winiarski	2010-11	Chicago White Sox - AZL White Sox (AZL)



# UVA IN MAJOR LEAGUE BASEBALL DRAFT

Year	Player	Pos.	Rd.	No.	MLB Organization
1966	Edward Turnbull	LHP	17	336	Baltimore Orioles
1970	Steve Miller	C	3	63	Boston Red Sox
1971	Mike Cubbage	SS/2B	2	25	Washington Senators
1972	Bill Hall	2B	6	121	San Diego Padres
1976	Anthony Zentgraf	3B	17	404	Baltimore Orioles
1978	Columbus Duncan	1B	11	268	Milwaukee Brewers
	Steven Norwood	P	13	320	Milwaukee Brewers
1979	Paul Voigt	RHP	9	219	Minnesota Twins
1980	Rickey Horton	LHP	4	93	St. Louis Cardinals
1982	David Hopkins	RHP	14	355	Texas Rangers
1983	Tony Latham	OF	4	99	Boston Red Sox
	Glenn Harris	1B	21	541	St. Louis Cardinals
	George Priftis	2B	26	644	Seattle Mariners
1985	Tim Burcham	RHP	6	147	California Angels
1986	Bill Narleski	SS	18	461	Baltimore Orioles
	Bob Malloy	RHP	19	475	Texas Rangers
1988	Tom Crowley	2B	38	1004	Philadelphia Phillies
1989	Keith Seiler	LHP	18	465	New York Yankees
	Chris Kughn	OF	25	636	Atlanta Braves
1990	Doug Johns	LHP	16	437	Oakland Athletics
	Keith Seiler	LHP	21	551	New York Yankees
1991	Todd Fiegel	LHP	11	303	New York Mets
	Todd Ruyak	LHP	17	452	Detroit Tigers
1992	Frank Lankford	RHP	18	503	St. Louis Cardinals
	Todd Ruyak	LHP	31	829	Cincinnati Reds
	John Cappelmann	RHP	46	1287	St. Louis Cardinals
	Kevin Stock	LHP	48	1370	Seattle Mariners
1993	Seth Greisinger	RHP	7	195	Cleveland Indians
	Frank Lankford	RHP	17	477	New York Yankees
	Adam Robinson	SS	30	1034	Chicago Cubs
	Deron Dowhower	RHP	34	961	Minnesota Twins
	Jason Cook	SS	55	1469	Seattle Mariners
1994	Brian Buchanan	OF	1	24	New York Yankees
	Yates Hall	RHP	4	110	St. Louis Cardinals
	Pat Daneker	RHP	40	1110	Boston Red Sox
	Reid Beucler	RHP	65	1594	Detroit Tigers
1995	Casey Crawford	1B	16	449	Atlanta Braves
1996	Seth Greisinger	RHP	1	6	Detroit Tigers
	Jason Sekany	RHP	2	61	Boston Red Sox
	Adam Robinson	SS	52	1480	Minnesota Twins
1997	Greg Withelder	LHP	3	93	Minnesota Twins
	Pat Daneker	RHP	5	159	Chicago White Sox
	Adam Robinson	SS	12	365	Oakland Athletics
	Geoff Zawatski	RHP	14	416	Philadelphia Phillies
1998	Javier Lopez	LHP	4	133	Arizona Diamondbacks
1999	Julian Gonzalez	OF	36	1081	Kansas City Royals
2000	Jon Metzger	LHP	13	374	Kansas City Royals
	Tim LaVigne	RHP/SS	32	965	New York Mets
	Kevin Shrout	RHP	43	1278	Milwaukee Brewers
2001	Jon Benick	INF	9	270	San Diego Padres
	Hunter Wyant	SS	16	482	Florida Marlins
2002	Robert Word	1B	10	293	Florida Marlins
	Dan Street	INF	20	591	Colorado Rockies
	David Stone	OF	36	1087	San Francisco Giants
	Chris Sweet	OF	37	1117	San Francisco Giants
2004	Andrew Dobies	LHP	3	95	Boston Red Sox
	Joe Koshansky	LHP/INF	6	170	Colorado Rockies
	Mark Reynolds	SS	16	476	Arizona Diamondbacks
	Jeff Kamrath	RHP	36	1067	Cleveland Indians
2005	Ryan Zimmerman	3B	1	4	Washington Nationals
	Matt Avery	RHP	9	280	Chicago Cubs
	Jeff Kamrath	RHP	11	328	Tampa Bay Devil Rays
	Mike Ballard	LHP	47	1415	Minnesota Twins
2006	Mike Ballard	LHP	14	418	Texas Rangers
	Tom Hagan	UTL	39	1160	Pittsburgh Pirates
2007	Sean Doolittle	1B/LHP	Supp. 1	41	Oakland Athletics
	Brandon Guyer	OF	5	157	Chicago Cubs
	Casey Lambert	LHP	6	187	Chicago Cubs
	Beau Seabury	C	13	402	Colorado Rockies
	Mike Mitchell	OF	25	762	Colorado Rockies
	Pat McAnaney	LHP	38	1139	Pittsburgh Pirates
2008	David Adams	2B	3	106	New York Yankees
	Greg Miclat	SS	5	146	Baltimore Orioles
	Jacob Thompson	RHP	5	160	Atlanta Braves
	Jeremy Farrell	3B	8	234	Pittsburgh Pirates
	Pat McAnaney	LHP	8	258	Arizona Diamondbacks
	Michael Schwimer	RHP	14	436	Philadelphia Phillies



Danny Hultzen

Year	Player	Pos.	Round	No.	MLB Organization
2009	Andrew Carraway	RHP	12	353	Seattle Mariners
	Jeff Lorick	LHP	20	598	Atlanta Braves
	Robert Poutier	RHP	29	864	San Diego Padres
	Matt Packer	LHP	32	965	Cleveland Indians
	Tyler Cannon	SS	41	1225	Pittsburgh Pirates
2010	Jarrett Parker	OF	2	74	San Francisco Giants
	Phil Gosselin	2B/OF	5	164	Atlanta Braves
	Robert Morey	RHP	5	167	Florida Marlins
	Kevin Arico	RHP	10	307	Cincinnati Reds
	Dan Grovatt	OF	11	327	Pittsburgh Pirates
	Tyler Cannon	SS	12	360	Cleveland Indians
	Tyler Wilson	RHP	35	1057	Cincinnati Reds
	Kenny Swab	C/1B	35	1064	Atlanta Braves
	Neal Davis	LHP	36	1101	Philadelphia Phillies
2011	Danny Hultzen	LHP	1	2	Seattle Mariners
	John Hicks	C	4	123	Seattle Mariners
	Will Roberts	RHP	5	158	Cleveland Indians
	Steven Proscia	3B	7	213	Seattle Mariners
	Tyler Wilson	RHP	10	305	Baltimore Orioles
	Kenny Swab	C	21	636	Kansas City Royals
	Cody Winiarski	RHP	36	1101	Chicago White Sox
	John Barr	OF	39	1178	Cleveland Indians
2012	Branden Kline	RHP	2	65	Baltimore Orioles
	Chris Taylor	SS	5	161	Seattle Mariners
	Stephen Bruno	INF	7	224	Chicago Cubs
	Shane Halley	RHP	20	613	Kansas City Royals
2013	Kyle Crockett	LHP	4	111	Cleveland Indians
	Reed Gagnani	INF	21	663	Boston Red Sox
	Scott Silverstein	LHP	25	745	Toronto Blue Jays
2014	Nick Howard	RHP	1	19	Cincinnati Reds
	Derek Fisher	OF	1-CB	37	Houston Astros
	Mike Papi	OF	1-CB	38	Cleveland Indians
	Brandon Downes	OF	7	213	Kansas City Royals
	Brandon Cogswell	INF	7	222	Oakland Athletics
	Artie Lewicki	RHP	8	250	Detroit Tigers
	Whit Mayberry	RHP	21	640	Detroit Tigers
	Nate Irving	C	34	1020	Arizona Diamondbacks
2015	Nathan Kirby	LHP	1-CB	40	Milwaukee Brewers
	Josh Sborz	RHP	2	74	Los Angeles Dodgers
	Joe McCarthy	OF	5	148	Tampa Bay Rays
	Brandon Waddell	LHP	5	157	Pittsburgh Pirates
	John La Prise	INF	19	572	Toronto Blue Jays
	Kenny Towns	INF	20	615	Los Angeles Angels
	Daniel Piner	INF	36	1090	Detroit Tigers
2016	Matt Thaiss	C	1	16	Los Angeles Angels
	Connor Jones	RHP	2	70	St. Louis Cardinals
	Daniel Piner	INF	9	265	Detroit Tigers

Total: 124 draft selections (121 players)

# BATTING RECORDS

## GAMES PLAYED CAREER

1. Tyler Cannon (2007-10)..... 244
2. David Stone (1999-2002)..... 225
3. Ryan Gilleland (1995-98)..... 221
4. Kyle Werman (2002-05)..... 221
5. Adam Robinson (1994-97)..... 219
6. Matt Street (2002-05)..... 219
7. Tim Henry (2004-07)..... 215
8. Keith Werman (2009-12)..... 214
9. Kenny Towns (2012-15)..... 207
10. John Barr (2008-11)..... 203

## SEASON

1. Brandon Cogswell (2014)..... 69
2. Joe McCarthy (2014)..... 69
3. Mike Papi (2014)..... 69
4. **Adam Haseley (2015)..... 68**
5. **Pavin Smith (2015)..... 68**
6. Kenny Towns (2015)..... 68
7. Daniel Pinero (2014)..... 68
8. John Hicks (2011)..... 68
9. Steven Proscia (2011)..... 68
10. Chris Taylor (2011)..... 68
11. Keith Werman (2011)..... 68

## BATTING AVERAGE CAREER

### (MINIMUM 250 AT-BATS)

1. Jeff Booker (1984-85)..... .376
2. Bill Narleski (1984-87)..... .374
3. Stephen Bruno (2010-12)..... .366
4. Kent Savedge (1984-87)..... .366
5. Ryan Zimmerman (2003-05)..... .355
6. Kevin O'Sullivan (1990-91)..... .351
7. Jeff Musser (1979-80)..... .348
8. Steve Cunha (1988-91)..... .345
9. Glenn Harris (1980-83)..... .343
10. Steve Bryant (1968-70)..... .341

## SEASON

### (MINIMUM 75 AT-BATS)

1. Tom Phillips (1949)..... .452
2. Jeff Booker (1985)..... .427
3. Glenn Harris (1981)..... .425
4. Allen Barbee (1954)..... .421
5. Keith Werman (2010)..... .414
6. Steve Cunha (1991)..... .400
7. Robbin Marvin (1972)..... .400
8. Chuck Arnold (1956)..... .400
9. Jay West (1981)..... .395
10. Kent Savedge (1985)..... .394

## AT-BATS CAREER

1. Tyler Cannon (2007-10)..... 910
2. Ryan Gilleland (1995-98)..... 865
3. Matt Street (2002-05)..... 861
4. David Stone (1999-2002)..... 851
5. Adam Robinson (1994-97)..... 826
6. Steven Proscia (2009-11)..... 788
7. John Hicks (2009-11)..... 775
8. Bobby Rivell (1987-90)..... 769
9. Bill Narleski (1984-87)..... 751
10. Ryan Zimmerman (2003-05)..... 734

## SEASON

1. Chris Taylor (2011)..... 285
2. John Hicks (2011)..... 277
3. **Adam Haseley (2015)..... 276**
4. Steven Proscia (2011)..... 275
5. **Pavin Smith (2015)..... 270**
6. Kenny Towns (2015)..... 267
7. Jarrett Parker (2009)..... 265
8. **Ernie Clement (2016)..... 262**
9. Phil Gosselin (2010)..... 262
10. Brandon Cogswell (2014)..... 259

## RUNS

### CAREER

1. Bobby Rivell (1987-90)..... 199
2. Bill Narleski (1984-87)..... 193
3. Tyler Cannon (2007-10)..... 185
4. Matt Street (2002-05)..... 183
5. Adam Robinson (1994-97)..... 175
6. David Stone (1999-02)..... 174
7. John Galloway (1994-97)..... 163
8. John Hicks (2009-11)..... 162
9. Jarrett Parker (2008-10)..... 161
10. Steven Proscia (2009-11)..... 157

## SEASON

1. Jarrett Parker (2009)..... 76
2. Brandon Downes (2013)..... 67
3. Phil Gosselin (2010)..... 67
4. Chris Taylor (2011)..... 63
5. **Ernie Clement (2016)..... 62**
6. **Adam Haseley (2016)..... 61**
7. Daniel Pinero (2015)..... 60
8. Mark Reynolds (2004)..... 60
9. David Guy (1988)..... 60
10. John Hicks (2010)..... 59

## HITS

### CAREER

1. Bill Narleski (1984-87)..... 281
2. Tyler Cannon (2007-10)..... 276
3. David Stone (1999-02)..... 276
4. Adam Robinson (1994-97)..... 263
5. Ryan Gilleland (1995-98)..... 262
6. Matt Street (2002-05)..... 255
7. Steven Proscia (2009-11)..... 254
8. Ryan Zimmerman (2003-05)..... 250
9. John Hicks (2009-11)..... 245
10. Bobby Rivell (1987-90)..... 240

## SEASON

1. Phil Gosselin (2010)..... 100
2. Jarrett Parker (2009)..... 94
3. **Ernie Clement (2016)..... 92**
4. John Hicks (2011)..... 92
5. Ryan Zimmerman (2005)..... 92
6. Ryan Zimmerman (2004)..... 90
7. Stephen Bruno (2012)..... 88
8. Steven Proscia (2011)..... 88
9. Dan Grovatt (2009)..... 88
10. Jon Benick (1999)..... 88

## RUNS BATTED IN CAREER

1. Steven Proscia (2009-11)..... 182
2. Sean Doolittle (2005-07)..... 167
3. Ryan Gilleland (1995-98)..... 166
4. Bill Narleski (1984-87)..... 166
5. Jon Benick (1998-01)..... 162
6. Kenny Towns (2012-15)..... 159
7. George Piftis (1980-83)..... 158
8. Dan Grovatt (2008-10)..... 157
9. Mike Lindner (1987-90)..... 154
10. John Hicks (2009-11)..... 146

## SEASON

1. Kenny Towns (2015)..... 67
2. Joe Koshansky (2004)..... 67
3. Brian Buchanan (1994)..... 66
4. Steven Proscia (2010)..... 65
5. Jarrett Parker (2009)..... 65
6. Matt Thaiss (2015)..... 64
7. Phil Gosselin (2009)..... 64
8. Phil Gosselin (2010)..... 61
9. Dan Grovatt (2010)..... 60
10. Brian Sherlock (1998)..... 60

## HOME RUNS

### CAREER

1. E.J. Anderson (1995-98)..... 37
2. Mark Reynolds (2002-04)..... 35
3. Jon Benick (1998-01)..... 35
4. Mike Lindner (1987-90)..... 33
5. Brian Buchanan (1992-94)..... 30
6. Steven Proscia (2009-11)..... 28
7. Bill Narleski (1984-87)..... 28
8. Ryan Gilleland (1995-98)..... 27
9. Jarrett Parker (2008-10)..... 26
10. Joe Koshansky (2001-04)..... 26

## SEASON

1. Brian Buchanan (1994)..... 22
2. Jon Benick (2001)..... 18
3. Jarrett Parker (2009)..... 16
4. Joe Koshansky (2004)..... 16
5. Mark Reynolds (2002)..... 15
6. E.J. Anderson (1996)..... 14
7. Kevin McDonald (1988)..... 14
8. Kent Savedge (1986)..... 14
9. Dan Street (2002)..... 12
10. E.J. Anderson (1997)..... 12
11. Steve Cunha (1990)..... 12
12. Mike Lindner (1990)..... 12

## TOTAL BASES CAREER

1. Bill Narleski (1984-87)..... 431
2. Steven Proscia (2009-11)..... 411
3. Ryan Gilleland (1995-98)..... 400
4. Adam Robinson (1994-97)..... 394
5. Tyler Cannon (2007-10)..... 380
6. John Hicks (2009-11)..... 379
7. Bobby Rivell (1987-90)..... 379
8. Jon Benick (1998-01)..... 372
9. Jarrett Parker (2008-10)..... 369
10. Phil Gosselin (2008-10)..... 345
11. Brian Buchanan (1992-94)..... 345

## SEASON

1. Jarrett Parker (2009)..... 176
2. Brian Buchanan (1994)..... 165
3. Phil Gosselin (2010)..... 163
4. Dan Street (2002)..... 153
5. Brandon Downes (2013)..... 144
6. Jarrett Parker (2010)..... 144
7. Steven Proscia (2009)..... 142
8. Hunter Wyant (2001)..... 140
9. John Hicks (2011)..... 139
10. Steven Proscia (2010)..... 136
11. Jon Benick (1999)..... 136
12. Ryan Zimmerman (2005)..... 136

## DOUBLES CAREER

1. Tyler Cannon (2007-10)..... 62
2. Steven Proscia (2009-11)..... 59
3. John Hicks (2009-11)..... 54
4. Brandon Guyer (2005-07)..... 53
5. Bill Narleski (1984-87)..... 52
6. Kenny Towns (2012-15)..... 51
7. Phil Gosselin (2008-10)..... 50
8. Ryan Gilleland (1995-98)..... 49
9. Brian Sherlock (1995-98)..... 48
10. Bobby Rivell (1987-90)..... 48

## SEASON

1. Stephen Bruno (2012)..... 23
2. Dan Street (2002)..... 23
3. Phil Gosselin (2010)..... 22
4. Steven Proscia (2009)..... 22
5. Dan Grovatt (2008)..... 22
6. Kenny Towns (2015)..... 21
7. John Hicks (2011)..... 21
8. Daniel Pinero (2016)..... 20
9. Brandon Downes (2013)..... 20
10. John Hicks (2010)..... 20
11. Jarrett Parker (2009)..... 20
12. Robert Word (2002)..... 20

## TRIPLES

### CAREER

1. Jarrett Parker (2008-10)..... 18
2. Brian Buchanan (1992-94)..... 13
3. Derek Fisher (2012-14)..... 12
4. Tyler Cannon (2007-10)..... 12
5. Brandon Downes (2012-14)..... 11
6. John Galloway (1994-97)..... 11
7. Jason Cook (1990-93)..... 11
8. Jay West (1978-80)..... 11
9. Tom Crowley (1991-93)..... 10
10. **Adam Haseley (2015-present) ..9**
11. Brandon Cogswell (2012-14)..... 9
12. Dan Grovatt (2008-10)..... 9
13. Hunter Wyant (1998-01)..... 9
14. Steve Bryant (1968-70)..... 9
15. Bob Hardy (1955-57)..... 9

## SEASON

1. Derek Fisher (2012)..... 8
2. Jarrett Parker (2010)..... 8
3. Brandon Downes (2013)..... 7
4. Jarrett Parker (2009)..... 7
5. Hunter Wyant (2001)..... 7
6. **Adam Haseley (2016)..... 6**
7. Brian Buchanan (1993)..... 6
8. Keith Kowalski (1985)..... 6
9. Jay West (1978)..... 6
10. Steve Bryant (1969)..... 6

## STOLEN BASES CAREER

1. Greg Miclat (2006-08)..... 83
2. David Stone (1999-02)..... 83
3. Bill Narleski (1984-87)..... 72
4. Adam Robinson (1994-97)..... 57
5. Bobby Rivell (1987-90)..... 56
6. Matt Street (2002-05)..... 55
7. Chris Kughn (1987-90)..... 50
8. Tyler Cannon (2007-10)..... 49
9. Phil Gosselin (2008-10)..... 48
10. Robbin Marvin (1969-72)..... 47
11. Mike Mitchell (2004-07)..... 47

## SEASON

1. Greg Miclat (2007)..... 32
2. Greg Miclat (2008)..... 30
3. David Stone (2002)..... 26
4. Phil Gosselin (2009)..... 24
5. Bill Narleski (1986)..... 23
6. Adam Robinson (1997)..... 22
7. Chris Kughn (1990)..... 22
8. Bobby Rivell (1990)..... 22
9. Greg Miclat (2006)..... 21
10. David Stone (2001)..... 21
11. Bill Narleski (1987)..... 21
12. Robbin Marvin (1972)..... 21



# BATTING/PITCHING RECORDS

## BASES ON BALLS

### CAREER

1. David Stone (1999-02).....156
2. Sean Doolittle (2005-07).....125
- Bill Narleski (1984-87).....125
4. Jared King (2009, 2011-13).....123
5. Mike Papi (2012-14).....121
6. Justin Counts (1993-96).....114
7. Joe McCarthy (2013-15).....113
8. Daniel Pinerio (2014-16).....112
- George Priftis (1980-83).....112
10. Steve Heon (1979-82).....110

### SEASON

1. Mike Papi (2014) .....61
2. Joe McCarthy (2013).....54
- Sean Doolittle (2006).....54
- Justin Counts (1996).....54
5. Jared King (2012) .....51
6. Sean Doolittle (2007).....46
7. Mike Papi (2013).....45
8. David Stone (2001).....43
9. Brandon Cogswell (2014).....42
- David Stone (2002).....42
- Brian Sherlock (1998) .....42

## HIT BY PITCH

### CAREER

1. Tim LaVigne (1997-00).....51
2. Matt Street (2002-05).....38
3. John Barr (2008-11).....33
4. Kenny Towns (2012-15).....31
5. Kyle Werman (2002-05).....30
6. Tom Hagan (2003-06).....28
7. Brandon Guyer (2005-07).....28
8. Nate Irving (2012-14).....27
- Jeremy Farrell (2005-08).....27
- Beau Seabury (2006-07).....27

### SEASON

1. Tim LaVigne (1999) .....20
2. Joe McCarthy (2014) .....18
3. Tim LaVigne (1998).....17
4. Kyle Werman (2004).....16
5. Stephen Bruno (2012) .....15
- John Barr (2011) .....15
- Keith Werman (2011).....15
8. Nate Irving (2012).....14
- Beau Seabury (2007).....14
- Matt Street (2004) .....14
- Tim LaVigne (2000).....14

## ON-BASE PERCENTAGE

### SEASON

1. Bill Narleski (1984) .....524
2. Mike Papi (2013).....517
3. Tony Latham (1983) .....512
4. Kent Savedge (1986) .....500
5. Dave Duncan (1978) .....493
6. George Priftis (1983).....491
7. Dave Bratt (1973) .....489
8. Keith Werman (2010) .....486
- Greg Miclat (2007) .....486
10. John Barr (2010).....483

## SLUGGING

### SEASON

1. Brian Buchanan (1994) .....838
2. Chuck Arnold (1956) .....800
3. Duke Duncan (1978) .....737
4. Kevin McDonald (1988).....728
5. Kent Savedge (1986) .....702
6. Don Aicholz (1950).....670
7. Jarrett Parker (2009) .....664
8. Jay West (1978).....661
9. Jeff Booker (1985).....640
10. Steve Cunha (1991).....630

## PITCHING

### APPEARANCES

#### CAREER

1. Casey Lambert (2004-07).....110
2. Michael Schwimer (2005-08).....93
3. Tim LaVigne (1997-2000).....92
4. Tyler Wilson (2008-11).....91
5. Kyle Crockett (2011-13).....88
6. Whit Mayberry (2010-14).....87
7. Josh Sborz (2013-15).....80
8. Justin Thompson (2009-12).....76
9. Andrew Carraway (2006-09).....74
10. Matt Packer (2007-09).....73

#### SEASON

1. Michael Schwimer (2006) .....36
2. Justin Thompson (2012).....34
3. Josh Sborz (2015) .....33
4. Kyle Crockett (2012).....32
- Branden Kline (2011).....32
- Matt Packer (2009) .....32
- Matt Moore (1994) .....32
8. Nick Howard (2014).....31
- Tyler Wilson (2010).....31
- Kevin Arico (2009).....31
- Tyler Wilson (2009).....31

## GAMES STARTED

### CAREER

1. Brandon Waddell (2013-15).....53
2. Danny Hultzen (2009-11).....51
3. Joe Koshansky (2001-04).....49
- Branden Creswell (1998-2001).....49
5. Jacob Thompson (2006-08).....47
6. Kent Kruse (1990-93).....45
7. Pat Daneker (1995-97).....40
- Seth Greisinger (1994-96).....40
- David Sammons (1986-89).....40
10. Frank Lankford (1990-93).....39

#### SEASON

1. Brandon Waddell (2015) .....19
2. Connor Jones (2015).....18
- Nathan Kirby (2014).....18
- Branden Waddell (2014) .....18
- Danny Hultzen (2011).....18
6. Will Roberts (2011).....17
7. Scott Silverstein (2013).....16
- Brandon Waddell (2013) .....16
- Tyler Wilson (2011).....16
- Danny Hultzen (2010).....16
- Robert Morey (2010).....16
- Danny Hultzen (2009).....16
- Jacob Thompson (2007).....16
- Jacob Thompson (2006).....16
- Mike Ballard (2006).....16
- Andrew Dobies (2004).....16
- Brandon Creswell (2000).....16
- Seth Greisinger (1996).....16

## WINS

### CAREER

1. Danny Hultzen (2009-11).....32
2. Tyler Wilson (2008-11).....27
- Jacob Thompson (2006-08).....27
4. Connor Jones (2014-16).....22
- Sean Doolittle (2005-07).....22
6. Brandon Waddell (2013-15).....21
- Joe Koshansky (2001-04).....21
- Seth Greisinger (1994-96).....21
- Tim Burcham (1983-85).....21
10. Andrew Carraway (2006-09).....20
- Brandon Creswell (1998-01).....20
- Jeff Kamrath (2001-03, 2005).....20

#### SEASON

1. Danny Hultzen (2011).....12
- Seth Greisinger (1996).....12
3. Connor Jones (2016).....11
- Will Roberts (2011).....11
- Danny Hultzen (2010).....11
- Jacob Thompson (2007).....11
- Sean Doolittle (2006).....11

- Tim Burcham (1985).....11
9. Brandon Waddell (2014).....10
- Scott Silverstein (2013).....10
- Tyler Wilson (2011).....10
- Jacob Thompson (2006).....10

## WINNING PERCENTAGE

### CAREER

#### (MINIMUM 10 DECISIONS)

1. Robert Poutier (2005-09/11-1)......917
2. David Rosenberger (2012-15/9-1)......900
- Will Roberts (2009-11/8-2)......900
4. Shane Halley (2009-12/14-2)......875
5. Danny Hultzen (2009-11/32-5)......865
6. Whit Mayberry (2010-14/18-3)......857
- Craig Zaikov (1993-96/12-2)......857
8. Mike Judkins (1971-72/10-2)......833
9. Connor Jones (2014-16/22-5)......815
10. Kyle Crockett (2011-13/12-3)......800
- Andrew Carraway (2006-09/20-5)......800
- Jack Leachman (1947-49/12-3)......800

#### SEASON

#### (MINIMUM FIVE DECISIONS)

1. Jacob Thompson (2007/11-0).....1.000
- Tyler Wilson (2011/10-0).....1.000
- Pat McAnaney (2005/7-0).....1.000
- Alec Bettinger (2014/6-0).....1.000**
- Whit Mayberry (2011/5-0).....1.000
- Cody Winiarski (2010/5-0).....1.000
- Andrew Carraway (2007/5-0).....1.000
- West Lescanec (1980/5-0).....1.000
- Jack Leachman (1949/5-0).....1.000
10. Connor Jones (2016/11-1)......916
- Danny Hultzen (2010/11-1)......916

## EARNED RUN AVERAGE

### CAREER

#### (MINIMUM 100 INNINGS)

1. Larry Gammon (1964-67).....1.97
- Kyle Crockett (2011-13).....1.98
3. Danny Hultzen (2009-11).....2.08
4. Richard Spigone (1969-71).....2.15
5. Josh Sborz (2013-15).....2.20
6. Sean Doolittle (2005-07).....2.23
7. Ed Kihm (1968-71).....2.32
8. Scott Gardner (1973-75).....2.44
9. Bill Spencer (1961-1962).....2.48
10. Keith Liskey (1965-67).....2.51

#### SEASON

#### (MINIMUM 45.0 INNINGS)

1. Dan Street (2000).....0.69
2. Robert Poutier (2005).....0.73
3. Buddy Charles (1950).....0.89
4. Matt Packer (2008).....1.14
5. Artie Lewicki (2014).....1.31
6. Danny Hultzen (2011).....1.37
7. Larry Gammon (1965).....1.38
8. Bill Boozer (1950).....1.45
9. Jacob Thompson (2007).....1.50
10. Pat McAnaney (2005).....1.55

## INNINGS PITCHED

### CAREER

1. Brandon Creswell (1998-01).....345.1
2. Danny Hultzen (2009-11).....320.0
3. Joe Koshansky (2001-04).....317.2
4. Brandon Waddell (2013-15).....312.2
5. Jacob Thompson (2006-08).....296.0
6. Seth Greisinger (1994-96).....282.1
7. Pat Daneker (1995-97).....280.1
8. Connor Jones (2014-16).....268.2
9. Kent Kruse (1990-93).....267.2
10. Jeff Kamrath (2001-03, 05).....263.2

#### SEASON

1. Seth Greisinger (1996).....123.0
2. Danny Hultzen (2011).....118.0
3. Tim Burcham (1985).....117.0
4. Connor Jones (2015).....115.2
5. Brandon Waddell (2014).....114.0
- Jacob Thompson (2007).....114.0

7. Nathan Kirby (2014).....113.1
8. Brandon Waddell (2015).....110.0
9. Andrew Dobies (2004).....108.1
10. Danny Hultzen (2010).....106.2

## STRIKEOUTS

### CAREER

1. Danny Hultzen (2009-11).....395
2. Seth Greisinger (1994-96).....290
3. Tim Burcham (1983-85).....272
4. Tyler Wilson (2008-11).....267
5. Brandon Creswell (1998-01).....261
6. Jacob Thompson (2006-08).....248
7. Brandon Waddell (2013-15).....246
8. Sean Doolittle (2005-07).....243
9. Andrew Carraway (2006-09).....238
10. Kevin ShROUT (1997-00).....233

#### SEASON

1. Danny Hultzen (2011).....165
2. Tim Burcham (1985) .....146
3. Seth Greisinger (1996).....141
4. Danny Hultzen (2010).....124
- Tyler Wilson (2011).....124
6. Connor Jones (2015).....113
- Buddy Charles (1950).....113
8. Nathan Kirby (2014).....112
9. Andrew Dobies (2004).....109
10. Sean Doolittle (2006).....108

## SAVES

### CAREER

1. Casey Lambert (2004-07)\* .....43
2. Kevin Arico (2008-10).....29
3. Branden Kline (2010-12) .....21
4. Nick Howard (2012-14).....20
5. Tim LaVigne (1997-00).....18
6. Josh Sborz (2013-15).....17
7. Michael Schwimer (2005-08).....16
8. Todd Ruyak (1989-92).....13
9. Kyle Crockett (2011-13).....12
- Justin Thompson (2009-12) .....12

#### SEASON

1. Nick Howard (2014).....20\*
2. Branden Kline (2011).....18
- Kevin Arico (2010).....18
4. Josh Sborz (2015).....15
5. Michael Schwimer (2008).....14
- Casey Lambert (2005) .....14
7. Kyle Crockett (2013).....12
- Justin Thompson (2012).....12
9. Kevin Arico (2009).....11
- Casey Lambert (2007).....11

## COMPLETE GAMES

### CAREER


1. Tim Burcham (1983-85).....20
2. Richard Spigone (1969-71).....17
3. Steve Brindle (1970-73).....16
- Keith Liskey (1965-67).....16
5. Pat Daneker (1995-97).....15
6. Seth Greisinger (1994-96).....14
- Marty Moore (1976-79).....14
- Larry Gammon (1964-67).....14
9. Mike Gordon (1979-82).....13
- Harry Thomas (1973-76).....13

#### SEASON

1. Tim Burcham (1985) .....11
2. Pat Daneker (1995) .....8
- Tim Burcham (1984) .....8
- Richard Spigone (1969).....8
- Bill Spencer (1962).....8
6. Seth Greisinger (1995).....7
- Keith Liskey (1966).....7
8. Seth Greisinger (1996).....6
- Mike Gordon (1981).....6
- Marty Moore (1977).....6
- Harry Hollar (1974).....6
- Bill Kelley (1968).....6

**Bold** indicates active player  
\*Denotes ACC record

# SINGLE-GAME/MISCELLANEOUS RECORDS



Peter Sposato



Greg Miclat

## BATTING

<b>At Bats</b>	Adam Haseley	8	vs. Marist	2/22/15
	Christian Lowry	8	vs. Marist	2/22/15
	Daniel Pinero	8	vs. Marist	2/22/15
	Brandon Guyer	8	at Coll. of Charleston	2/26/06
	Mike Mitchell	8	at Coll. of Charleston	2/26/06
	25 times	7		
<b>Runs</b>	10x, last by Tyler Cannon	5	at Wake Forest	3/6/09
<b>Hits</b>	Mark McMillian	6	at Maryland	4/28/90
	Jeff Booker	6	Liberty Baptist	4/1/85
	27x, last by Nick Howard	5	Richmond	4/24/13
<b>RBI</b>	Peter Sposato	10	vs. Maryland	4/11/78
	Brandon Guyer	9	Niagara	3/13/07
	Bobby Rivell	9	at Maryland	4/28/90
<b>Stolen Bases</b>	Greg Miclat	4	at Clemson	4/20/07
	Mike Mitchell	4	at NC A&T	2/15/04
	23x, last by Chris Taylor	3	NC State	4/24/11
<b>Caught Stealing</b>	11x, last by Pavin Smith	2	at Notre Dame	3/29/15
<b>Doubles</b>	28x, last by Kenny Towns	3	Towson	3/17/15
<b>Triples</b>	11x, last by Steven Proscia	2	Towson	3/31/10
<b>Home Runs</b>	Peter Sposato	4	vs. Maryland	4/11/78
	Steve Cunha	3	at Maryland	4/27/90
	Jay West	3	vs. Maryland	4/11/78
	57 times, last by Pavin Smith	2	vs. East Carolina	6/4/16
<b>Bases on Balls</b>	Phil Gosselin	5	at James Madison	3/17/10
	16x, last by Mike Papi	4	at Wake Forest	4/7/13
<b>Hit By Pitch</b>	4x, last by Derek Fisher	3	at East Carolina	2/15/13
<b>Sacrifice Hits</b>	3x, last by Beau Seabury	3	at NC State	4/1/06
<b>Sacrifice Flies</b>	22x, last by Pavin Smith	2	Wagner	3/9/16
<b>Strikeouts</b>	3x, last by Jared King	5	at Duke	4/20/12

## PITCHING

<b>Strikeouts</b>	Harry Thomas	19	Clemson	4/26/74
	Nathan Kirby	18	at Pittsburgh	4/4/14
	Seth Greisinger	16	North Carolina	3/23/96
<b>Earned Runs</b>	Seth Greisinger	13	at Old Dominion	2/23/95
<b>Runs</b>	Seth Greisinger	13	at Old Dominion	2/23/95
	Mike Long	13	Kent State	3/21/87
<b>Bases on Balls</b>	Derrick Cusic	10	Md. Eastern Shore	2/29/92
	George Cave	10	vs. Purdue-Fort Wayne	

## WIN/LOSS MARGIN

### WIN

1.	27 (29-2)	Niagara	3/13/07
2.	26 (27-1)	Coppin State	2/28/08
	26 (28-2)	at Richmond	4/16/71
	26 (27-1)	Akron	1950
	26 (27-1)	William & Mary	1902

### LOSS

1.	28 (28-0)	Baltimore	1894
2.	24 (28-4)	Yale	1894
3.	23 (23-0)	Boston (AL)	1901
	23 (25-2)	Pennsylvania	1890
5.	22 (26-4)	Clemson	4/17/77
	22 (22-0)	Buffalo	1921
	22 (22-0)	Boston	1892

## GAME LENGTH: INNINGS

1.	18	vs. Marist (Charleston, S.C.)	2/22/15
2.	17	at College of Charleston	2/26/06
3.	16	at Clemson	4/19/74
4.	15	vs. TCU (College World Series; Omaha, Neb.)	6/17/14
5.	14	James Madison	4/25/07
	14	at North Carolina	4/1/05
	14	Georgia Tech	4/2/99
	14	at North Carolina	4/9/89
9.	13	at Boston College	4/10/16
	13	vs. South Carolina (CWS; Omaha, Neb.)	6/24/11
	13	Oregon State (NCAA Regional)	6/2/07
	13	at Wake Forest	4/3/93

## GAME LENGTH: TIME

1.	5:19 (17)	at College of Charleston	2/26/06
2.	5:08 (18)	vs. Marist (Charleston, S.C.)	2/22/15
3.	5:01 (13)	at Boston College	4/10/16
	4:53 (13)	Oregon State (NCAA Regional)	6/2/07
5.	4:51 (15)	vs. TCU (College World Series; Omaha, Neb.)	6/17/14
6.	4:48 (11)	vs. Southern California (NCAA Lake Elsinore Regional)	5/31/15
7.	4:46 (12)	vs. Arkansas (College World Series; Omaha, Neb.)	6/17/09
8.	4:40 (14)	at North Carolina	4/1/05
9.	4:39 (14)	James Madison	4/25/07
10.	4:36 (11)	Virginia Tech	3/9/12

## Longest 9-Inning Game:

4:30	North Carolina	4/17/16
------	----------------	---------

## NO HITTERS

Name	Opponent	Score	Date
Ned Turnbull	NC State	4-0	4/22/66
Barry Collier	Mansfield State	4-1	3/27/74
Mike Ballard	Boston College	5-0	4/16/06
Will Roberts (perfect game)	George Washington	2-0	3/29/11
Nathan Kirby	at Pittsburgh	4-0	4/4/14

**NOTE:** Single-game records are since 1958 season

(No statistics available for 1971 or prior to 1958. Only statistics available from 1958 through the 1970 season are hits, AB, 2B, 3B, HR)



Will Roberts - 2011 Perfect Game



# ANNUAL BATTING LEADERS

## BATTING AVERAGE

(min. 2 AB/game)

1964	John Pincavage	.309
1965	Larry Gammon	.286
1966	Stewart Evans	.293
1967	William Curtis	.389
1968	Joel DeBoe	.333
1969	Robbin Marvin	.327
<b>1970</b>	<b>Steve Bryant</b>	<b>.383</b>
1971	Stephen Sroba	.315
<b>1972</b>	<b>Robbin Marvin</b>	<b>.303</b>
<b>1973</b>	<b>David Bratt</b>	<b>.364</b>
1974	Dan Bernstein	.300
1975	Dean Pallotta	.358
1976	Steve Norwood	.327
1977	David Duff	.376
1978	Duke Duncan	.368
1979	Peter Sposato	.369
1980	Donald Meeks	.382
<b>1981</b>	<b>Glenn Harris</b>	<b>.425</b>
1982	Glenn Harris	.391
1983	George Priftis	.357
1984	Bill Narleski	.366
1985	Jeff Booker	.427
1986	Kent Savedge	.392
1987	Bill Narleski	.384
1988	Kevin McDonald	.364
1989	Chris Kughn	.392
1990	Bobby Rivell	.365
1991	Steve Cunha	.400
1992	Kevin Stock	.314
1993	Tom Crowley	.356
1994	Brian Buchanan	.396
1995	Justin Counts	.327
1996	Adam Robinson	.336
1997	Adam Robinson	.353
1998	Brian Sherlock	.351
1999	Joe Benick	.384
2000	Robbie Marvin	.350
2001	Hunter Wyant	.363
2002	Dan Street	.371
2003	Chris Sweet	.326
2004	Ryan Zimmerman	.361
2005	Ryan Zimmerman	.393
2006	Brandon Marsh	.380
2007	Greg Miclat	.376
2008	John Barr	.325
2009	Dan Grovatt	.356
2010	Keith Wermer	.414
2011	David Coleman	.362
2012	Stephen Bruno	.370
<b>2013</b>	<b>Mike Papi</b>	<b>.381</b>
2014	Mike Papi	.307
2015	Matt Thaiss	.323
2016	Matt Thaiss	.375

## RUNS

1964	John Pincavage	12
1965	Edward Carrington	7
1966	Bill Curtis	12
1967	Charles Hall	11
1968	Steve Bryant	17
1969	Robert Schultz	24
1970	Steve Bryant	24
1971	Robbin Marvin	29
1972	Robbin Marvin	26
<b>1973</b>	<b>Stephen Sroba</b>	<b>29</b>
1974	Pete Andersen	30
1975	Pete Andersen	19
1976	Robbie Emerson	29
1977	David Duff	26
1978	Drew Schuett	32
1979	Mark Meleski	40
1980	Mark Maleski	31
1981	Jay West	47
1982	Steve Heon	53
1983	Glen Harris	33
1984	Bill Narleski	38
1985	Keith Kowalski	58
1986	Bill Narleski	55
1987	Bobby Rivell	47
1988	David Guy	60
1989	Chris Kughn	44
1990	Bobby Rivell	58
1991	Kevin Stock	35
1992	Jason Cook	44
1993	Jason Cook	40
1994	Brian Buchanan	57
1995	Justin Counts	49
1996	Adam Robinson	55
1997	Adam Robinson	53
1998	Brian Sherlock	46
1999	Tim LaVigne	46
2000	Luis Giraldo	50
2001	Hunter Wyant	48
2002	David Stone	53
2003	Joe Koshansky	43
2004	Mark Reynolds	60
2005	Matt Street	53
2006	David Adams	57
2007	Greg Miclat	51
2008	Greg Miclat	52
2009	Jarrett Parker	76
2010	Phil Gosselin	67
<b>2011</b>	<b>Chris Taylor</b>	<b>63</b>
2012	Chris Taylor	57
2013	Brandon Downes	67
2014	Branden Cogswell/ Mike Papi	55
2015	Daniel Pinero	60

## HITS

1964	John Pincavage	21
1965	Mack Wilcox	21
1966	Stewart Evans	24
1967	Charles Hall	23
1968	Steve Bryant	34
1969	Steve Bryant	37
1970	Steve Bryant	41
1971	Mike Cabbage	32
1972	Robbin Marvin	44
1973	David Bratt	40
1974	Pete Andersen	41
1975	Dean Pallotta	29
1976	Tony Zentgraf	48
1977	David Duff	47
1978	Drew Schuett	45
1979	Drew Schuett	51
1980	Jeff Musser	51
1981	Jay West	77
1982	Glen Harris	66
1983	George Priftis	45
1984	Bill Narleski	60
1985	Bill Narleski	79
1986	Kent Savedge	71
1987	Bill Narleski	71
1988	David Guy	70
1989	Chris Kughn	71
1990	Bobby Rivell	73
1991	Kevin O' Sullivan	73
1992	Hans Martinsen	54
1993	Brian Buchanan	65
1994	Brian Buchanan	78
1995	Justin Counts	68
1996	John Galloway	80
1997	Adam Robinson	76
1998	Brian Sherlock	71
1999	Jon Benick	88
2000	Tim LaVigne	72
2001	Hunter Wyant	86
2002	Dan Street	86
2003	Matt Street	74
2004	Ryan Zimmerman	90
2005	Ryan Zimmerman	92
2006	Brandon Guyer	80
2007	David Adams	84
2008	Greg Miclat	77
2009	Jarrett Parker	94
2010	Phil Gosselin	100
<b>2011</b>	<b>John Hicks</b>	<b>92</b>
2012	Stephen Bruno	88
2013	Brandon Downes	80
2014	Branden Cogswell	78
2015	Pavin Smith	83
2016	Ernie Clement	92

## HOME RUNS

1964	John Pincavage	3
1965	John Pincavage	2
1966	Stewart Evans	3
1967	Charles Hall	2
1968	Joel DeBoe	2
1969	Steve Bryant	2
1970	Mike Cabbage	6
1971	Samuel Beale	3
1972	Duval White	2
1973	Dean Pallotta	4
1974	Pete Andersen	7
1975	Pete Andersen	5
1976	Tony Zentgraf	8
1977	David Duff	6
<b>1978</b>	<b>Duke Duncan</b>	<b>11</b>
1979	Paul Thomas	3
1980	William West	5
1981	George Priftis	6
1982	George Priftis	10
1983	Tony Latham	3
1984	Jeff Booker	8
1985	Bill Narleski	9
1986	Kent Savedge	14
1987	Bill Narleski	7
1988	Kevin McDonald	14
1989	Dough Johns	5
1990	Steve Cunha	12
1991	Steve Cunha	5
1992	Ron Zucchelli	4
1993	Brian Buchanan	6
1994	Brian Buchanan	22
1995	Justin Counts	6
1996	E.J. Anderson	14
1997	E.J. Anderson	12
1998	Brian Sherlock	10
1999	Jon Benick	10
2000	Luis Giraldo	8
2001	Dan Street	9
2002	Mark Reynolds	15
2003	Joe Koshansky	9
2004	Joe Koshansky	16
2005	Sean Doolittle	11
2006	Brandon Guyer	7
2007	Brandon Guyer	8
2008	Jeremy Farrell	11
2009	Jarrett Parker	16
2010	Phil Gosselin	11
2011	Steven Proscia/ John Hicks	8
2012	Derek Fisher	7
2013	Brandon Downes	10
<b>2014</b>	<b>Mike Papi</b>	<b>11</b>
2015	Matt Thaiss	10
2016	Matt Thaiss	10

## RBI

1964	Mack Wilcox	10
1965	Edward Carrington	9
1966	Ron Bugnar	10
1967	Charles Hall	21
1968	Charles Hall	10
1969	Mike Cabbage	21
1970	Mike Cabbage	29
1971	Samuel Beale	29
1972	Dave Bratt	24
1973	Dean Pallotta	25
1974	Dean Pallotta	29
1975	Dean Pallotta	21
1976	Tony Zentgraf	34
1977	Duke Duncan	26
1978	Duke Duncan	39
1979	Jeff Musser	38
1980	William West	28
1981	Mark Meleski	45
1982	George Priftis	57
1983	George Priftis	34
1984	Bill Narleski	27
1985	Bill Narleski	53
1986	Kent Savedge	53
1987	Kent Savedge	50
1988	Chris Kughn	47
1989	Keith Lee	46
1990	Mike Linder	56
1991	Kevin O' Sullivan	39
1992	Jason Cook	28
1993	Brian Buchanan	37
1994	Brian Buchanan	66
1995	Justin Counts	40
1996	Adam Robinson	40
1997	John Galloway	56
1998	Brian Sherlock	60
1999	Jon Benick	54
2000	Tim LaVigne	47
2001	Jon Benick	57
2002	Dan Street	59
2003	Mark Reynolds	46
2004	Joe Koshansky	67
2005	Ryan Zimmerman	59
2006	Brandon Guyer	57
2007	Sean Doolittle	53
2008	Jeremy Farrell	54
2009	Jarrett Parker	65
2010	Steven Proscia	65
2011	Steven Proscia/ John Hicks	59
2012	Stephen Bruno	54
2013	Brandon Downes	59
<b>2014</b>	<b>Mike Papi</b>	<b>56</b>
2015	Kenny Towns	67
2016	Matt Thaiss	59

Yearly ACC leaders  
denoted in **bold**

# ANNUAL PITCHING LEADERS

## APPEARANCES

1964	Larry Gammon.....	11
1965	Keith Liskey.....	9
1966	Ned Turnbull.....	11
1967	Keith Liskey.....	10
1968	William Kelley.....	12
1969	David Greer.....	14
1970	Hunter Hollar.....	12
1971	Stephen Brindle.....	10
1972	Stephen Brindle.....	13
1973	Stephen Brindle.....	10
1974	Dave Lacross.....	11
1975	Scott Gardner.....	9
1976	Bill Harvey.....	16
1977	Paul Voigt.....	9
1978	Paul Voigt.....	10
1979	Paul Voigt.....	11
1980	Lannie Cropper.....	17
1981	Doug Erbaugh.....	16
1982	John Kampschror.....	17
1983	Andy Koontz.....	14
1984	Yogi Biggs.....	12
1985	Tim Burcham.....	15
1986	Bob Dement.....	21
1987	Mark McMillan.....	22
1988	Todd Vick.....	21
1989	Todd Figel.....	16
1990	Mike Long.....	21
1991	Todd Ruvak.....	23
1992	Kevin Stock.....	24
1993	Don Melroy.....	20
1994	Matt Moore.....	32
1995	Matt Moore.....	29
1996	Jason Sekany.....	28
1997	Tim LaVigne.....	27
1998	Brandon Creswell.....	22
1999	Tommy Keiper.....	20
2000	Tim LaVigne.....	26
2001	Greg Hansard.....	21
2002	Alan Zimmerer.....	23
2003	Gabe Spooner.....	23
2004	Casey Lambert.....	29
2005	Casey Lambert.....	27
2006	Michael Schwimer.....	36
2007	Casey Lambert.....	28
2008	Michael Schwimer.....	26
2009	Matt Packer.....	32
2010	Tyler Wilson.....	31
2011	Branden Kline.....	32
2012	Justin Thompson.....	34
2013	Josh Sborz.....	30
2014	Nick Howard.....	31
2015	Josh Sborz.....	33
2016	Kevin Doherty.....	27

## INNINGS PITCHED

1964	Larry Gammon.....	57.2
1965	Larry Gammon.....	58.2
1966	Keith Liskey.....	75.0
1967	Keith Liskey.....	80.0
1968	William Kelley.....	64.0
1969	Richard Spigone.....	89.0
1970	Hunter Hollar.....	63.1
1971	Stephen Brindle.....	70.0
1972	Stephen Brindle.....	72.1
1973	<b>David Lacross ...</b>	<b>70.0</b>
1974	Barry Hollar.....	64.1
1975	Harry Thomas.....	62.2
1976	Harry Thomas.....	70.2
1977	Steven Norwood.....	59.1
1978	Marty Moore.....	54.0
1979	Paul Voigt.....	72.2
1980	Ricky Horton.....	66.2
1981	Mike Gordon.....	90.3
1982	Mike Gordon.....	81.2
1983	John Kampschror.....	66.1
1984	Tim Burcham.....	81.2
1985	Tim Burcham.....	117.0
1986	Andy Kavulich.....	81.0
1987	David Sammons.....	76.2
1988	Doug Johns.....	69.2
1989	Keith Seller.....	74.2
1990	Keith Seiler.....	64.1
1991	Kent Kruse.....	87.1
1992	Frank Lankford.....	84.0
1993	Frank Lankford.....	88.1
1994	Yates Hall.....	72.2
1995	Seth Greisinger.....	97.2
1996	Seth Greisinger.....	123.0
1997	Casey Kennedy.....	81.2
1998	Casey Kennedy.....	91.1
1999	Brandon Creswell.....	90.1
2000	Brandon Creswell.....	87.1
2001	Brandon Creswell.....	100.0
2002	Jeff Kamrath.....	96.0
2003	Andrew Dobies.....	79.2
2004	Andrew Dobies.....	108.1
2005	Jeff Kamrath.....	101.2
2006	Jacob Thompson.....	100.1
2007	Jacob Thompson.....	114.0
2008	Pat McAnaney.....	83.1
2009	Danny Hultzen.....	95.1
2010	Danny Hultzen.....	106.2
2011	Danny Hultzen.....	118.0
2012	Branden Kline.....	93.2
2013	Scott Silverstein.....	91.1
2014	Brandon Waddell.....	114.0
2015	<b>Connor Jones.....</b>	<b>115.2</b>
2016	Connor Jones.....	103.2

## WINS

1964	Ned Turnbull.....	4
1965	Larry Gammon.....	4
1966	Ned Turnbull.....	3
1967	Keith Liskey.....	5
1968	William Kelley.....	3
1969	Richard Spigone.....	7
1970	Richard Spigone.....	5
1971	Stephen Brindle.....	7
1972	Stephen Brindle.....	5
1973	Stephen Brindle.....	4
1974	Harry Thomas.....	5
1975	Scott Gardner.....	6
1976	Greg Haden.....	5
1977	West Lescanec.....	3
1978	West Lescanec.....	4
1979	Paul Voigt.....	6
1980	West Lescanec.....	5
1981	Mike Gordon/ Charlie Thomas.....	6
1982	John Kampschror.....	5
1983	John Kampschror.....	3
1984	Tim Burcham.....	7
1985	<b>Tim Burcham.....</b>	<b>11</b>
1986	Andy Kavulich.....	7
1987	Andy Kavulich.....	5
1988	Mike Long.....	6
1989	Keith Seller.....	6
1990	Doug Johns.....	4
1991	Steve Lindner.....	5
1992	Frank Lankford.....	5
1993	Tom Crowley.....	5
1994	Yates Hall.....	6
1995	Seth Greisinger.....	6
1996	Seth Greisinger.....	12
1997	Geoff Zawatski.....	7
1998	Kevin Shrout.....	6
1999	Brandon Creswell.....	6
2000	Brandon Creswell.....	5
2001	Brandon Creswell.....	7
2002	Jeff Kamrath.....	7
2003	Joe Koshansky.....	7
2004	Matt Avery.....	7
2005	Jeff Kamrath.....	9
2006	Sean Doolittle.....	11
2007	Jacob Thompson.....	11
2008	Matt Packer.....	6
2009	Danny Hultzen/ Andrew Caraway/ Hultzen.....	7
2010	Danny Hultzen.....	9
2011	Danny Hultzen.....	11
2012	Danny Hultzen.....	12
2013	Shane Halley.....	9
2014	Scott Silverstein.....	10
2015	Brandon Waddell.....	10
2016	Connor Jones/ Josh Sborz.....	7
2016	Connor Jones.....	11

## ERA

1964	Earle Wentz.....	1.50
1965	Larry Gammon.....	1.38
1966	Ned Turnbull.....	3.02
1967	Keith Liskey.....	2.25
1968	Hunter Hollar.....	3.00
1969	Edward Kihm.....	1.88
1970	Richard Spigone.....	2.36
1971	Edward Kihm.....	1.76
1972	William Judkins.....	1.47
1973	Dave Lacross.....	1.67
1974	Bill Harvey.....	1.50
1975	Scott Gardner.....	2.43
1976	Greg Haden.....	3.57
1977	Steven Norwood.....	1.90
1978	West Lescanec.....	2.09
1979	Paul Voigt.....	2.60
1980	Ricky Horton.....	2.70
1981	John Kampschror.....	3.36
1982	Todd Kirtley.....	4.15
1983	Andy Koontz.....	3.38
1984	Tim Burcham.....	2.53
1985	<b>Tim Burcham.....</b>	<b>1.77</b>
1986	Bob Dement.....	2.70
1987	David Sammons.....	4.93
1988	Adam Syrek.....	2.83
1989	Kevin Stock.....	3.04
1990	Tony Moore.....	4.30
1991	Steve Lindner.....	1.43
1992	Deron Dowhower.....	2.25
1993	Don Lelroy.....	3.00
1994	Derrick Cusick.....	3.54
1995	Patrick Daneker.....	3.57
1996	<b>Seth Greisinger.....</b>	<b>1.76</b>
1997	Andy Lee.....	2.70
1998	Bradley Nuckols.....	2.52
1999	Jon Metzger.....	3.53
2000	Dan Street.....	0.69
2001	Dan Street.....	2.76
2002	Jeff Kamrath.....	3.28
2003	Mike Ballard.....	1.93
2004	Casey Lambert.....	2.54
2005	Jeff Kamrath.....	2.12
2006	Sean Doolittle.....	2.38
2007	<b>Jacob Thompson.....</b>	<b>1.50</b>
2008	<b>Matt Packer.....</b>	<b>1.14*</b>
2009	Danny Hultzen.....	2.17
2010	Danny Hultzen.....	2.78
2011	<b>Danny Hultzen.....</b>	<b>1.37</b>
2012	Kyle Crockett.....	2.15
2013	Scott Silverstein.....	3.15
2014	Nathan Kirby.....	2.06
2015	<b>Josh Sborz.....</b>	<b>1.60</b>
2016	Adam Haseley.....	1.73

## STRIKEOUTS

1964	Larry Gammon.....	50
1965	Larry Gammon.....	30
1966	<b>Ned Turnbull.....</b>	<b>84</b>
1967	Keith Liskey.....	54
1968	William Kelley.....	42
1969	Richard Spigone.....	77
1970	Richard Spigone.....	63
1971	Edward Kihm.....	67
1972	Stephen Brindle.....	53
1973	Dave Lacross.....	48
1974	Barry Hollar.....	55
1975	Harry Thomas.....	42
1976	Harry Thomas.....	65
1977	Steven Norwood.....	68
1978	Marty Moore.....	43
1979	Paul Voigt.....	62
1980	Ricky Horton.....	70
1981	<b>Mike Gordon.....</b>	<b>87</b>
1982	Mike Gordon.....	46
1983	Tim Burcham.....	39
1984	Tim Burcham.....	87
1985	<b>Tim Burcham.....</b>	<b>146</b>
1986	Andy Kavulich.....	58
1987	David Sammons.....	51
1988	Doug Johns.....	55
1989	Keith Seller.....	63
1990	Kent Kruse.....	58
1991	Kent Kruse.....	76
1992	Frank Lankford.....	62
1993	Frank Lankford.....	81
1994	Yates Hall.....	104
1995	Seth Greisinger.....	97
1996	Seth Greisinger.....	141
1997	Casey Kennedy.....	48
1998	Kevin Shrout.....	93
1999	Brandon Creswell.....	84
2000	Kevin Shrout.....	61
2001	Brandon Creswell.....	75
2002	Jeff Kamrath.....	67
2003	Andrew Dobies.....	72
2004	Andrew Dobies.....	109
2005	Jeff Kamrath.....	80
2006	Sean Doolittle.....	108
2007	Jacob Thompson.....	101
2008	Pat McAnaney.....	93
2009	Danny Hultzen.....	107
2010	<b>Danny Hultzen.....</b>	<b>123</b>
2011	<b>Danny Hultzen.....</b>	<b>165</b>
2012	Branden Kline.....	94
2013	Brandon Waddell.....	84
2014	Nathan Kirby.....	112
2015	Connor Jones.....	113
2016	Connor Jones.....	72

ACC leader denoted in **bold**  
\* denotes NCAA leader



# SINGLE-SEASON TEAM RECORDS

## BATTING

Batting Average	
1.	.333 1985
2.	.331 2010
3.	.328 1981
4.	.327 2009
5.	.325 1988
6.	.322 2006
7.	.317 1986
8.	.314 2007
9.	.312 2013
10.	.307 2000

At-Bats	
1.	2343 2009
2.	2334 2011
3.	2310 2015
4.	2305 2014
5.	2295 2010
6.	2162 1996
7.	2157 2013
8.	2156 2007
9.	2131 2006
10.	2123 2016

Hits	
1.	767 2009
2.	759 2010
3.	709 2011
4.	687 2006
5.	673 2013
6.	667 2007
7.	645 2016
	645 2014
9.	626 2015
	626 1985

Runs	
1.	525 2010
2.	507 2009
3.	489 2013
4.	471 2011
5.	467 1985
6.	464 2006
7.	438 1988
8.	435 2007
9.	416 2004
10.	410 2016

Runs/Game	
1.	8.65 1985
2.	8.42 1988
3.	8.08 2010
4.	7.98 1981
5.	7.80 2009
	7.80 1982
7.	7.48 2006
8.	7.47 1986
9.	7.26 1997
10.	7.13 2007

Doubles	
1.	160 2010
2.	148 2011
3.	138 2009
4.	134 2013
5.	126 2016
6.	125 1985
7.	122 2006
8.	122 1997
9.	120 2008
10.	115 2007

Triples	
1.	32 2012
	32 2010
3.	31 2013
4.	28 2009
5.	27 1993
6.	22 2006
7.	20 2004
8.	19 2016
	18 2008
10.	17 2001
	17 1989

Home Runs	
1.	67 1988
2.	62 1996
3.	61 2010
4.	60 2002
5.	59 2009
	59 1998
7.	58 1997
8.	57 1986
9.	55 1982
10.	52 1990

Home Runs/Game	
1.	1.41 1978
2.	1.29 1988
3.	1.16 1986
4.	1.12 1982
5.	1.07 1998
	1.07 1997
7.	1.05 2002
8.	1.04 1987
9.	0.96 1990
10.	0.95 1996

Runs Batted In	
1.	484 2010
2.	468 2009
3.	458 2013
4.	432 2011
5.	416 2006
6.	411 1985
7.	396 2007
8.	379 2012
9.	371 1988
10.	366 2016
	366 2004

Total Bases	
1.	1166 2010
2.	1138 2009
3.	998 2013
4.	964 2011
5.	935 2016
6.	928 2006
7.	922 1985
8.	920 2007
9.	907 1988
10.	893 2002

Slugging Pct.	
1.	.508 2010
2.	.499 1988
3.	.486 2009
4.	.470 1978
	.470 1997
6.	.463 2013
7.	.448 2002
8.	.440 2016
	.440 1981
10.	.439 1987

On Base Pct.	
1.	.421 1985
2.	.420 1983
3.	.414 1986
4.	.413 2010
5.	.411 2006
6.	.408 2013
7.	.407 1984
8.	.401 2009
9.	.400 2012
	.400 2007

Sacrifice Bunts	
1.	87* 2014
2.	85 2012
3.	63 2006
4.	60 2011
5.	57 2016
	57 2004
7.	54 2015
8.	53 2007
9.	51 2005
10.	50 2013

Sacrifice Flies	
1.	50 2010
2.	45 2013
3.	40 2009
4.	39 2006
5.	37 2011
6.	36 2012
7.	35 1985
8.	32 2007
9.	31 2008
10.	30 1997

Stolen Bases	
1.	134 2008
2.	128 2007
3.	125 1990
4.	119 2009
5.	115 2006
6.	98 2004
7.	93 2010
8.	90 2011
9.	86 1997
10.	85 1988

Stolen Bases/Game	
1.	2.31 1990
2.	2.16 2008
3.	2.09 2007
4.	2.04 1981
5.	1.85 2006
6.	1.83 2009
7.	1.69 1982
8.	1.66 2004
9.	1.63 1988
10.	1.59 1997

Hit By Pitch	
1.	102 2011
2.	98 2012
3.	86 2006
4.	77 2005
5.	76 2004
6.	74 2007
7.	73 2014
8.	70 2013
9.	68 2015
10.	62 2010

## PITCHING

ERA	
1.	1.77 1950
2.	2.23 2014
	2.23 1971
4.	2.24 2011
5.	2.43 1968
6.	2.74 2005
7.	2.81 2007
	2.81 1965
	2.81 1970
10.	2.91 1967

Innings Pitched	
1.	626.0 2014
2.	613.1 2015
3.	612.0 2011
4.	583.0 2009
5.	581.1 2010
6.	563.1 1996
7.	556.2 2013
8.	553.2 2007
9.	551.1 2006
10.	548.0 2008

Strikeouts	
1.	664 2011
2.	593 2009
3.	561 2014
4.	551 2008
5.	550 2015
6.	547 2010
7.	519 2006
8.	493 2013
9.	451 2012
	451 1998

Strikeouts/9 Inn.	
1.	10.88 1949
2.	9.76 2011
3.	9.15 2009
4.	9.12 1994
5.	9.05 2008
6.	8.60 1950
7.	8.52 1998
8.	8.47 2010
	8.47 2006
10.	8.22 1985
	8.22 1995

BB/9 Innings	
1.	1.72 1947
2.	2.28 2011
3.	2.36 2013
4.	2.55 2006
5.	2.71 2007
6.	2.72 1967
7.	2.74 2005
8.	2.78 2009
9.	2.87 2014
10.	2.97 2004

Complete Games	
1.	22 1974
2.	12 2001
	12 1965
	12 1967
	12 1968
	12 1982
7.	11 1996
8.	10 1986
9.	7 1993
10.	6 2000

Saves	
1.	25 2015
	25 2010
3.	24 2014
4.	21 2011
5.	19 2008
6.	18 2009
7.	17 2005
8.	16 2013
9.	15 2007
10.	14 1991

Shutouts	
1.	16* 2011
2.	11 2005
3.	10 2006
4.	9 2013
	9 2007
6.	8 2014
7.	6 1996
8.	5 2009
	5 2003
10.	4 2016
	4 2015

## MISC.

Fielding Pct.	
1.	.981* 2014
2.	.978 2011
3.	.977 2010
4.	.975 2005
5.	.973 2004
6.	.972 2012
	.972 2009
8.	.971 2015
	.971 2007
10.	.970 2016
	.970 2006

Team Wins	
1.	56 2011
2.	53 2014
3.	51 2010
4.	50 2013
5.	49 2009
6.	47 2006
7.	45 2007
8.	44 2015
	44 2004
	44 1996

Team Losses	
1.	35 1999
2.	34 1994
3.	32 2002
	32 1990
5.	31 2001
	31 2000
7.	30 1993
	30 1992
	30 1987
10.	29 1995

Consecutive Wins	
1.	19 2009
2.	14 2013
	14 2010
	14 2004
5.	13 2011
	13 2007
7.	12 2011
	12 2004
9.	11 2005
	11 2008

\*denotes ACC records

# NATIONAL AWARDS AND HONORS

## ABCA ALL-AMERICANS

1996	Seth Greisinger, P	1st
2006	Sean Doolittle, UTL	2nd
2007	Jacob Thompson, RHP	1st
2009	Danny Hultzen, UTL	1st
2009	Jarrett Parker, OF	2nd
2010	Danny Hultzen, LHP	1st
2010	Kevin Arico, RHP	2nd
2011	Danny Hultzen, LHP	1st
2011	Branden Kline, RHP	2nd
2011	John Hicks, C	3rd
2013	Mike Papi, OF	1st
2014	Nathan Kirby, SP	1st
2014	Nick Howard, RP	2nd
2016	Connor Jones, SP	1st



Seth Greisinger

## BASEBALL AMERICA ALL-AMERICANS

1985	Tim Burcham, P	2nd
1994	Brian Buchanan, OF	1st
1996	Seth Greisinger, P	1st
2004	Joe Koshansky, UTL	3rd
2005	Ryan Zimmerman, 3B	2nd
2006	Sean Doolittle, UTL	2nd
2007	Jacob Thompson, RHP	1st
2009	Jarrett Parker, OF	2nd
2009	Danny Hultzen, UTL	3rd
2010	Danny Hultzen, LHP	2nd
2011	Danny Hultzen, UTL	1st
2013	Mike Papi, OF	1st
2014	Nathan Kirby, SP	1st
2016	Connor Jones, SP	2nd
2016	Matt Thaiss, DH	2nd
2016	Adam Haseley, UTL	3rd

## COLLEGIATE BASEBALL/LOUISVILLE SLUGGER ALL-AMERICANS

1994	Brian Buchanan, OF	2nd
1996	Seth Greisinger, P	1st
2004	Joe Koshansky, UTL	2nd
2006	Sean Doolittle, 1B	2nd
2007	Jacob Thompson, RHP	1st
2007	Sean Doolittle, UTL	3rd
2009	Jarrett Parker, OF	3rd
2010	Kevin Arico, RHP	1st
2010	Danny Hultzen, LHP	1st
2010	Phil Gosselin, OF	3rd
2011	Danny Hultzen, UTL	1st
2011	Branden Kline, RHP	2nd
2011	John Hicks, C	3rd
2014	Nathan Kirby, LHP	1st
2014	Nick Howard, RHP	3rd
2015	Matt Thaiss, C	3rd
2016	Connor Jones, RHP	2nd
2016	Matt Thaiss, C	3rd

## COLLEGE BASEBALL INSIDER ALL-AMERICANS

2004	Joe Koshansky, UTL	1st
2004	Ryan Zimmerman, 3B	HM
2006	Sean Doolittle, UTL	2nd
2007	Jacob Thompson, SP	1st

## NCBWA ALL-AMERICANS

2005	Ryan Zimmerman, 3B	3rd
2006	Sean Doolittle, UTL	2nd
2007	Jacob Thompson, SP	1st
2008	Michael Schwimer, RP	3rd
2009	Danny Hultzen, UTL	2nd
2009	Jarrett Parker, OF	2nd
2010	Kevin Arico, RP	1st
2010	Danny Hultzen, SP	1st
2010	Phil Gosselin, OF	3rd
2011	Danny Hultzen, UTL	1st
2011	Branden Kline, RP	2nd
2011	Will Roberts, SP	2nd
2013	Kyle Crockett, RP	3rd
2014	Nathan Kirby, SP	2nd
2015	Matt Thaiss, C	3rd
2016	Connor Jones, SP	1st
2016	Matt Thaiss, C	3rd
2016	Adam Haseley, UTL	3rd

## RIVALDS.COM ALL-AMERICANS

2007	Jacob Thompson, SP	1st
2007	Sean Doolittle, UTL	2nd
2009	Jarrett Parker, OF	1st
2010	Danny Hultzen, LHP	1st

## PERFECT GAME ALL-AMERICANS

2011	Danny Hultzen, UTL	1st
2011	Branden Kline, RP	2nd
2013	Mike Papi, OF	2nd
2014	Nathan Kirby, SP	1st
2014	Nick Howard, RP	2nd
2014	Mike Papi, DH	2nd
2016	Connor Jones, SP	1st
2016	Matt Thaiss, DH	3rd
2016	Adam Haseley, UTL	3rd

## USA TODAY SPORTS WEEKLY ALL-AMERICANS

2004	Joe Koshansky, UTL	2nd
------	--------------------	-----

## JOHN OLERUD TWO-WAY PLAYER AWARD

2011	Danny Hultzen
------	---------------

## LOWE'S SENIOR CLASS AWARD

2011	Tyler Wilson
------	--------------

## ABCA NATIONAL COACH OF YEAR

2015	Brian O'Connor
------	----------------

## BASEBALL AMERICA NATIONAL COACH OF YEAR

2015	Brian O'Connor
------	----------------

## COLLEGIATE BASEBALL NATIONAL COACH OF YEAR

2015	Brian O'Connor
------	----------------

## D1BASEBALL NATIONAL COACH OF YEAR

2015	Brian O'Connor
------	----------------

## COLLEGE BASEBALL INSIDER NATIONAL COACH OF YEAR

2004	Brian O'Connor
2009	Brian O'Connor

## NCBWA NATIONAL COACH OF YEAR

2009	Brian O'Connor
------	----------------

## PERFECT GAME NATIONAL COACH OF YEAR

2015	Brian O'Connor
------	----------------

## BASEBALL AMERICA FRESHMAN ALL-AMERICANS

2005	Sean Doolittle, UTL	1st
2006	Jacob Thompson, RHP	1st
2006	David Adams, 2B	2nd
2009	Danny Hultzen, UTL	1st
2015	Pavin Smith, OF	2nd

## COLLEGIATE BASEBALL/LOUISVILLE SLUGGER FRESHMAN ALL-AMERICANS

2005	Sean Doolittle, UTL
2005	Robert Poutier, RHP
2005	Pat McAnaney, LHP
2006	David Adams, IF
2006	Jeremy Farrell, IF
2006	Greg Miclat, IF
2006	Jacob Thompson, RHP
2008	Dan Grovatt, OF
2009	Danny Hultzen, UTL
2009	Steven Proscia, IF
2012	Derek Fisher, OF
2013	Joe McCarthy, OF
2014	Daniel Pinero, SS
2015	Pavin Smith, OF
2015	Adam Haseley, UTL

## D1BASEBALL FRESHMAN ALL-AMERICANS

2015	Pavin Smith, DH	2nd
------	-----------------	-----

## NCBWA FRESHMAN ALL-AMERICANS

2009	Danny Hultzen, UTL	1st
2012	Derek Fisher, OF	2nd
2013	Joe McCarthy, OF	1st



# POSTSEASON AWARDS AND HONORS

## ACC TOURNAMENT MVP

- 1996 Seth Greisinger, P
- 2009 Dan Grovatt, OF
- 2011 Steven Proscia, 3B

## ALL-ACC TOURNAMENT

- 1989 Chris Kughn, OF
- 1990 Kevin O'Sullivan, C
- 1991 Jason Cook, SS
- Kevin O'Sullivan, C
- 1996 E.J. Anderson, DH
- John Galloway, OF
- Seth Greisinger, P
- Adam Robinson, SS
- Brian Sherlock, 3B
- Symmion Willis, OF
- 2000 Jon Benick, 1B
- Tim LaVigne, SS
- 2003 Joe Koshansky, UTL
- 2005 Matt Avery, RHP
- Sean Doolittle, UTL
- Tom Hagan, 1B/DH
- Scott Headd, C
- Kyle Werman, 2B
- Ryan Zimmerman, 3B
- 2008 David Coleman, OF
- 2009 Dan Grovatt, OF
- Danny Hultzen, UTL
- Franco Valdes, C
- 2011 Steven Proscia, 3B
- Kenny Swab, OF
- Chris Taylor, SS
- 2012 Colin Harrington, OF
- 2013 Reed Gragnani, 2B
- 2014 Nick Howard, UTL
- 2016 Daniel Pinero, SS
- Matt Thaiss, C

## NCAA REGIONAL ALL-TOURNAMENT TEAM

- 2004 **Charlottesville**
- Matt Avery, P
- Scott Headd, C
- Tim Henry, OF
- Joe Koshansky, 1B
- Ryan Zimmerman, 3B
- 2005 **Corvallis**
- Kyle Werman, 2B
- 2006 **Charlottesville**
- Sean Doolittle, 1B
- Brandon Guyer, OF
- 2007 **Charlottesville**
- Sean Doolittle, P
- Beau Seabury, C
- 2008 **Fullerton**
- John Barr, OF
- 2009 **Irvine**
- Franco Valdes, C (MOP)
- Danny Hultzen, LHP
- Phil Gosselin, 2B
- Jarrett Parker, OF
- Steven Proscia, 3B
- 2010 **Charlottesville**
- John Barr, DH
- Phil Gosselin, OF
- John Hicks, 1B
- Branden Kline, P
- Jarrett Parker, OF
- Franco Valdes, C

- 2011 **Charlottesville**
- Danny Hultzen, P/DH (MOP)
- John Barr, OF
- John Hicks, C
- David Coleman, OF
- Steven Proscia, 3B
- Will Roberts, P
- Chris Taylor, SS
- 2012 **Charlottesville**
- Nate Irving, C
- Stephen Bruno, 3B
- 2013 **Charlottesville**
- Kyle Crockett, P (MOP)
- Nick Howard, SS
- Nate Irving, C
- Joe McCarthy, OF
- Scott Silverstein, P
- Kenny Towns, 3B
- 2014 **Charlottesville**
- Nathan Kirby, P (MOP)
- Brandon Downes, OF
- Derek Fisher, OF
- John La Prise, 3B
- Artie Lewicki, P
- Mike Papi, 1B
- 2015 **Lake Elsinore**
- Adam Haseley, OF
- Pavin Smith, OF
- Kenny Towns, 3B
- Brandon Waddell, SP
- 2016 **Charlottesville**
- Adam Haseley, OF
- Daniel Pinero, SS
- Pavin Smith, 1B



Brandon Waddell

## COLLEGE WORLD SERIES ALL-TOURNAMENT TEAM

- 2009 Tyler Cannon, SS
- 2014 Branden Cogswell, 2B
- Brandon Downes, OF
- Nate Irving, C
- Artie Lewicki, P
- Brandon Waddell, P
- 2015 Josh Sborz, P (MOP)
- Ernie Clement, 2B
- Daniel Pinero, SS
- Kenny Towns, 3B
- Brandon Waddell, P

## ELITE 89 AWARD

- 2015 Thomas Woodruff



John Hicks



Artie Lewicki

## USA BASEBALL

Eight Virginia players have represented the United States with USA Baseball National Teams. The full list is below:

Name	Pos.	Year	Tournament (Place)
Bill Narleski	INF	1986	World Championships (Bronze Medal)
Seth Greisinger	P	1996	Olympics (Bronze Medal)
Ryan Zimmerman	INF	2004	World University Games (Gold Medal)
Sean Doolittle	INF/P	2005	FISU World Championship (Champions)
		2006	FISU World Championships (Champions)
Mark Reynolds	INF	2006	Won Olympic qualifying tournament
Jacob Thompson	P	2007	Pan American Games (Silver Medal)
Branden Kline	P	2011	N/A
Matt Thaiss	C	2015	N/A

# ACC AWARDS AND HONORS

## ACC TEAM CHAMPIONSHIPS

### Regular Season

1972\*  
1985  
2010 (Coastal Division)  
2011 (Coastal Division)

### Tournament

1996\*  
2009\*  
2011\*  
\*Official ACC champion

## ACC COACH OF YEAR

1985 Dennis Womack  
2004 Brian O'Connor  
2010 Brian O'Connor  
2011 Brian O'Connor  
2013 Brian O'Connor  
2014 Brian O'Connor

## ACC PLAYER OF YEAR

2004 Joe Koshansky  
2006 Sean Doolittle

## ACC PITCHER OF YEAR

2010 Danny Hultzen  
2011 Danny Hultzen  
2014 Nathan Kirby

## ACC FRESHMAN OF YEAR

2009 Danny Hultzen  
2013 Joe McCarthy

## ACC ALL-ACADEMIC TEAM

2006 Andrew Carraway  
Tom Hagan  
Tim Henry  
2007 Andrew Carraway  
Neal Davis  
Brandon Marsh  
Mike Mitchell  
2008 Andrew Carraway  
Neal Davis  
Dan Grovatt  
Jarrett Parker  
2009 Phil Gosselin  
Dan Grovatt  
Danny Hultzen  
Robert Morey  
Robert Poutier  
2010 Neal Davis  
Danny Hultzen  
Branden Kline  
Robert Morey  
2011 Danny Hultzen  
Whit Mayberry  
Tyler Wilson  
Cody Winiarski  
2012 Colin Harrington  
Nate Irving  
Branden Kline  
2013 Nate Irving  
Whit Mayberry  
Scott Silverstein  
2014 Whit Mayberry  
Mike Papi  
Daniel Pinero  
Brandon Waddell  
2015 Brandon Waddell  
Thomas Woodruff  
2016 Kevin Doherty

## ALL-ACC TEAMS

1956 Chuck Arnold, OF .....1st  
Bob Hardy, 1B ..... 2nd  
1957 Herb Busch, P ..... 2nd  
Chuck Arnold, OF ..... 2nd  
1959 Reece Whitley, C .....1st  
1961 Bill Timberlake, 2B .....1st  
1962 Bill Spencer, P .....1st  
George Farson, C ..... 2nd  
Pete Limburg, 2B .....2nd  
1963 Carl Gibson, 2B ..... 2nd  
Larry Tate, OF ..... 2nd  
1964 John Pincavage, OF .....2nd  
1965 John Pincavage, OF .....1st  
Larry Gammon, P ..... 2nd  
Ned Turnbull, P ..... 2nd  
1966 Steve Bryant, OF ..... 2nd  
1969 Steve Bryant, OF .....1st  
1970 Mike Cubbage, SS ..... 2nd  
Mike Cubbage, SS .....1st  
1971 Sam Beale, C ..... 2nd  
Ed Kihm, P ..... 2nd  
Steve Sroba, OF ..... 2nd  
1972 Robbin Marvin, OF .....1st  
1972 Steve Sroba, OF ..... 2nd  
1973 Dean Pallotta, SS .....1st  
Dave Bratt, OF ..... 2nd  
Steve Sroba, OF ..... 2nd  
1974 Dean Pallotta, SS .....1st  
Dan Bernstein, C ..... 2nd  
Harry Thomas, P ..... 2nd  
Jon Williams, 3B ..... 2nd  
1975 Peter Anderson, OF .....1st  
Dean Pallotta, SS ..... 2nd  
1976 Bob Emerson, 2B .....1st  
Tony Zentgraf, 3B .....1st  
1977 Duke Duncan, 1B ..... 2nd  
Steve Norwood, P ..... 2nd  
1978 David Duff, C ..... 1st  
Duke Duncan, 1B .....1st  
Steve Norwood, P .....2nd  
Drew Schuett, OF ..... 2nd  
1979 Drew Schuett, OF .....1st  
Paul Voigt, P .....1st  
Jeff Musser, OF .....2nd  
1980 Mark Meleski, SS .....1st  
Rickey Horton, P ..... 2nd  
Jeff Musser, OF ..... 2nd  
1981 Mark Meleski, SS .....1st  
Jay West, OF .....1st  
1982 Glenn Harris, 1B ..... 2nd  
1982 Steve Heon, 2B ..... 2nd  
George Priftis, 3B .....2nd  
1983 George Priftis, 2B .....1st  
Tony Latham, OF .....1st  
1985 Tim Burcham, P .....1st  
Jeff Booker, 1B ..... 2nd  
Bill Narleski, SS ..... 2nd  
1986 Bob Dement, P .....1st  
Bill Narleski, SS .....1st  
Keith Kowalski, 2B ..... 2nd  
1987 Bill Narleski, SS ..... 2nd  
1988 Kevin McDonald, OF ..... 2nd  
1989 Chris Kughn, OF .....1st  
Keith Lee, DH ..... 2nd  
1990 Kevin O'Sullivan, C .....1st  
Bobby Rivell, 2B .....1st  
Steve Cunha, OF ..... 2nd  
Mike Lindner, 1B ..... 2nd  
1991 Kevin O'Sullivan, C .....1st  
Todd Ruyak, P ..... 2nd  
Kevin Stock, UTL .....2nd  
1993 Tom Crowley, 2B .....1st  
1994 Brian Buchanan, OF .....1st  
1995 Justin Counts, UTL ..... 2nd  
1996 Seth Greisinger, P ..... 2nd  
Adam Robinson, SS ..... 2nd

1997 Adam Robinson, SS ..... 2nd  
1999 Jon Benick, UTL ..... 2nd  
2000 Jon Benick, UTL .....1st  
Tim LaVigne, SS ..... 2nd  
Robbie Marvin, 2B ..... 2nd  
2001 Brandon Creswell, P .....1st  
Dan Street, UTL .....1st  
2002 Dan Street, DH ..... 2nd  
Jeff Kamrath, SP ..... 2nd  
2003 Joe Koshansky, UTL .....1st  
2004 Joe Koshansky, UTL .....1st  
Ryan Zimmerman, 3B .....1st  
Mark Reynolds, SS ..... 2nd  
Andrew Dobies, P ..... 2nd  
2005 Jeff Kamrath, RHP .....1st  
Sean Doolittle, UTL ..... 2nd  
Ryan Zimmerman, 3B ..... 2nd  
2006 Sean Doolittle, UTL .....1st  
Tom Hagan, 1B .....1st  
Jacob Thompson, RHP ..... 2nd  
Brandon Marsh, OF ..... 2nd  
2007 Sean Doolittle, UTL .....1st  
Brandon Guyer, OF .....1st  
Jacob Thompson, RHP .....1st  
David Adams, 2B ..... 2nd  
Casey Lambert, LHP ..... 2nd  
2008 Greg Miclat, SS .....1st  
Pat McAnaney, LHP ..... 2nd  
2009 Tyler Cannon, SS .....1st  
Phil Gosselin, 2B .....1st  
Dan Grovatt, OF .....1st  
Danny Hultzen, UTL .....1st  
Jarrett Parker, OF .....1st  
2010 Kevin Arico, RHP .....1st  
Phil Gosselin, OF .....1st  
Danny Hultzen, LHP .....1st  
Tyler Cannon, SS ..... 2nd  
Robert Morey, RHP ..... 2nd  
Jarrett Parker, OF ..... 2nd  
Keith Werman, 2B ..... 2nd  
2011 David Coleman, OF .....1st  
John Hicks, C .....1st  
Danny Hultzen, LHP .....1st  
Branden Kline, RHP .....1st  
Steven Proscia, 3B .....1st  
John Barr, OF ..... 2nd  
Tyler Wilson, RHP ..... 2nd  
2012 Branden Kline, SP ..... 2nd  
Justin Thompson, RP ..... 2nd  
Keith Werman, 2B ..... 2nd  
2013 Kyle Crockett, RP .....1st  
Reed Gagnani, 2B .....1st  
Nick Howard, UTL .....1st  
Mike Papi, OF .....1st  
Branden Cogswell, SS ..... 2nd  
Joe McCarthy, OF ..... 2nd  
2014 Branden Cogswell, 2B .....1st  
Nick Howard, UTL .....1st  
Nathan Kirby, SP .....1st  
Joe McCarthy, OF .....1st  
Mike Papi, 1B .....1st  
Nate Irving, C ..... 3rd  
Daniel Pinero, SS ..... 3rd  
Brandon Waddell, SP ..... 3rd  
2015 Nathan Kirby, SP .....1st  
Daniel Pinero, SS ..... 2nd  
Josh Sborz, RP ..... 2nd  
Kenny Towns, 3B ..... 2nd  
2016 Connor Jones, SP .....1st  
Pavin Smith, 1B ..... 2nd  
Matt Thaiss, C ..... 2nd  
Ernie Clement, 2B ..... 3rd

## ACC ALL-FRESHMAN TEAM

2015 Adam Haseley, OF  
Pavin Smith, OF/1B



# SERIES RECORDS

## CURRENT ACC OPPONENTS

Team	Last Meeting
Boston College (19-5).....	2016
<b>Clemson (53-104) .....</b>	<b>2016</b>
<b>Duke (98-56-1).....</b>	<b>2016</b>
<b>Florida State (27-53).....</b>	<b>2015</b>
<b>Georgia Tech (53-71-2) .....</b>	<b>2016</b>
<b>Louisville (2-5).....</b>	<b>2016</b>
<b>Miami (26-24) .....</b>	<b>2016</b>
NC State (77-119-1).....	2016
<b>North Carolina (107-179-4) .....</b>	<b>2016</b>
<b>Notre Dame (6-3).....</b>	<b>2015</b>
<b>Pittsburgh (12-3) .....</b>	<b>2016</b>
<b>Virginia Tech (98-82) .....</b>	<b>2016</b>
Wake Forest (80-88).....	2016

## CURRENT NON-CONFERENCE OPPONENTS

Akron (5-0).....	1953
Alabama (0-1).....	1996
All Virginia (1-0).....	1891
American Viscose (1-0).....	1946
Amherst (14-13).....	1938
Appalachian State (1-1).....	2016
The Apprentice School (0-1).....	1980
Arizona State (1-2).....	1996
Arkansas (3-1).....	2015
Arkansas State (1-0).....	2011
Army (4-2-1).....	2013
Ashland (6-1).....	1971
Atlantic Christian (1-0).....	1976
Auburn (4-9).....	2011
Auburn-Montgomery (0-1).....	1988
Augusta (2-0).....	1998
Baltimore (0-2).....	1884
Baltimore Y.M.C.A. (1-0).....	1892
Bellevue HS (1-0).....	1901
Belmont Abbey (0-2).....	1970
Boston (0-4).....	1899
Boston (AL) (1-0).....	1901
Boston Association (0-2).....	1891
Bridgewater (4-0).....	1945
Brown (7-6).....	2004
Brown's School (1-0).....	1903
BTC #10 (0-1).....	1944
Bucknell (23-1).....	2014
Buffalo (0-1).....	1921
C.W. Post (2-2).....	1994
Cal State Fullerton (1-1).....	2009
California (2-0).....	2011
California State (Pa.) (0-1).....	1980
Camp Lee (1-1-1).....	1945
Camp LeJeune (1-4).....	1953
Campbell (6-2).....	1994
Canisius (1-0).....	2009
Carlisle Indians (2-0).....	1906
Carolina (2-1).....	1911
CASU-21 (1-0).....	1944
Catholic (2-2).....	1922
Central Connecticut (3-0).....	2004
Central Florida (0-1).....	1983
Charlotte (3-0).....	2003
Cherry Point (3-2).....	1953
<b>The Citadel (4-0) .....</b>	<b>2006</b>
Coast Guard (1-0).....	1985
Coastal Carolina (4-5).....	2016

Colgate (6-2).....	1965
Coll. of Charleston (0-1).....	2006
Columbia (6-1).....	1926
Columbian (1-1).....	1902
Columbian Athletic Club (3-1).....	1892
Columbus (Ga.) (2-0).....	1985
Company K (1-0).....	1921
Connecticut (3-2).....	1986
Coppin State (9-0).....	2008
Cornell (27-11-1).....	2015
Dartmouth (12-5).....	2010
Davidson (13-5).....	1992
Dayton (1-0).....	2006
Delaware (8-2).....	2009
Drexel Institute (1-0).....	1940
East Carolina (32-21).....	2016
East Tenn. State (0-2-1).....	1995
Eastern Michigan (2-1).....	2000
Elon (3-1).....	2013
Episcopal High School (6-0).....	1912
Erskine (2-1).....	1978
Evansville (0-1).....	2006
Fairfield (1-2).....	1996
Fishburne Military (5-0-1).....	1988
Florida (3-5).....	2015
Fordham (10-5).....	2009
Fort Belvoir (0-1).....	1945
Fort Meade (1-0-1).....	1949
Francis Marion (0-1).....	1979
Franklin & Marshall (2-1).....	1900
Furman (6-5).....	1991
Galludet (1-0).....	1900
Gardner-Webb (1-0).....	2006
George Mason (26-12).....	2010
<b>George Washington (23-13) ..</b>	<b>2016</b>
Georgetown (19-17).....	2015
Georgia (15-20).....	1993
Georgia College (1-0).....	1997
Georgia Southern (1-2).....	1980
Gettysburg (1-0).....	1903
Hampden-Sydney (18-1).....	1948
Hartford (1-1).....	2015
Harvard (6-17-5).....	2013
Haverford (5-0).....	1950
Hermitage Club of Richmond (1-0).....	1907
High Point (2-0).....	2011
Hobart (1-2).....	1902
Hofstra (2-0).....	1952
Holy Cross (3-4).....	1916
Howard (6-3).....	1997
Huntington (Ala.) (1-0).....	1985
Illinois (2-0).....	1893
Illinois Wesleyan (0-1).....	1939
Indiana State (Pa.) (0-1).....	1972
Ithaca (1-0).....	1953
Jacksonville (5-5).....	1999
<b>James Madison (41-25-1)...</b>	<b>2016</b>
Jefferson School (2-0).....	1912
Johns Hopkins (11-4).....	1921
<b>Kansas (0-0) .....</b>	<b>First meeting</b>
Kent State (3-2).....	2016
Kentucky (2-1).....	2014
Kentucky State (1-0).....	1906
Lafayette (21-9).....	2007
Langley Field (1-0).....	1948

<b>La Salle (1-0) .....</b>	<b>2015</b>
Lehigh (22-9).....	2008
<b>Liberty (35-20-1) .....</b>	<b>2016</b>
Lincoln Memorial (0-1).....	1919
Little Creek (0-1).....	1946
Lock Haven (1-1).....	1976
Locust Dale (4-0).....	1902
Long Island (0-1).....	1935
<b>Longwood (13-2).....</b>	<b>2016</b>
Louisiana State (0-4).....	2009
Lynchburg (3-3).....	1982
Lynchburg Cardinals (0-2).....	1946
Maine (2-3).....	1974
Mansfield State (7-1).....	1979
Marietta (0-1).....	1966
Marist (8-0).....	2015
Marshall (12-0).....	2011
Maryland (113-80-1).....	2015
Md.-Eastern Shore (8-0).....	2006
Maryland State (1-1).....	1920
Massachusetts (1-0).....	1971
McCabe's School (1-0).....	1898
Mercer (1-4).....	1997
Michigan (9-11-1).....	1983
Michigan State (0-2).....	1964
Miller School (6-0).....	1909
Mississippi (6-2).....	2014
Mississippi State (0-2).....	2013
<b>Monmouth (8-1) .....</b>	<b>2016</b>
Montreal (0-1).....	1912
Mount St. Mary's (2-0).....	2008
Naval Preflight (1-0).....	1943
Navy (18-10).....	2011
New York University (1-2).....	1929
Newberry (2-0).....	1984
<b>Niagara (2-0) .....</b>	<b>2011</b>
Norfolk Naval (0-1).....	1945
Norfolk State (11-0).....	2009
North Carolina A&T (6-0).....	2005
UNC Charlotte (1-6).....	2002
UNC Greensboro (8-6).....	2004
UNC Pembroke (6-9-1).....	1979
UNC Wilmington (6-1).....	2014
UNC Wesleyan (0-2).....	1983
North Florida (2-1).....	2007
Oglethorpe (1-3).....	1922
Ohio (3-1).....	1986
Ohio State (0-1).....	2005
Ohio Wesleyan (2-0).....	1959
Oklahoma (2-3).....	2012
Oklahoma State (1-0).....	1998
<b>Old Dominion (27-33-2) ....</b>	<b>2016</b>
Old Dominion of Richmond (1-0).....	1891
Olympics of Louisville (1-0).....	1891
SUNY Oneonta (18-2).....	1985
Oswego (1-0).....	1981
Pantops Academy (2-0).....	1904
Pastimes of Baltimore (1-0).....	1891
Penn State (12-10).....	2004
Pennsylvania (11-23-1).....	1953
Princeton (20-33).....	2014
Providence (5-0).....	1987
Purdue-Fort Wayne (1-0).....	1979
Quantico Marines (4-4).....	1948
Quinnipiac (0-1).....	2004
<b>Radford (19-4-1) .....</b>	<b>2016</b>

Randolph-Macon (10-0).....	1941
Rensselaer (1-0).....	1950
Rhode Island (10-0).....	2010
Rice (1-0).....	1998
<b>Richmond (82-58-2) .....</b>	<b>2015</b>
Rider (6-0).....	2011
Roanoke (6-0).....	1946
Rochester (2-0).....	1967
Rollins (0-2).....	1983
<b>Rutgers (2-6).....</b>	<b>1962</b>
Saint Peter's (1-0).....	2013
St. Alban's (6-1).....	1904
St. John's (13-4).....	2011
St. Joseph's (3-0).....	2006
St. Paul's (1-0).....	1898
San Diego State (2-0).....	2015
Seton Hall (34-20-1).....	2015
Shippensburg (0-1).....	1982
Siena (2-0).....	2008
South Alabama (0-2).....	1998
South Carolina (27-37).....	2011
Southern California (2-0).....	2015
Springfield (1-1).....	1949
Stetson (1-1).....	1996
Stony Brook (3-1).....	2009
Swarthmore (2-0).....	1891
Syracuse (7-3).....	1972
TCU (1-0).....	2014
Tennessee Tech (1-0).....	1995
Toledo (3-0).....	2013
Tome (1-0).....	1911
Towson (19-2).....	2016
Trenton Univ. Club (1-0).....	1934
Trinity (10-3).....	1954
UAB (1-2).....	2011
UC Irvine (4-1).....	2011
UCLA (0-1).....	2008
U.S. Marines (1-1).....	1932
University of the South (1-0).....	1893
Vanderbilt (3-5).....	2015
Vermont (16-8).....	1981
Villanova (1-2).....	1907
Virginia Christian Coll. (1-0).....	1918
<b>VCU (39-21) .....</b>	<b>2016</b>
<b>VMI (103-31) .....</b>	<b>2016</b>
Wagner (3-0).....	2016
Washington (1-3).....	1916
Washington & Lee (50-23-2).....	1971
Washington College (0-0-1).....	1954
Washington Nationals (1-2).....	1913
Wesleyan (1-1-1).....	1909
West Chester (4-1).....	1988
West Georgia (1-0).....	1974
West Virginia (8-5).....	1949
Western Carolina (0-1).....	2002
Western Kentucky (0-1).....	1976
Western Reserve (1-0).....	1951
Westfield State (3-0).....	1985
<b>William &amp; Mary (75-30-2) ..</b>	<b>2016</b>
Williams (5-1).....	1927
Wisconsin (1-0).....	1893
Wofford (2-1).....	1984
Woodberry Forest (11-1).....	1945
Woodrow Wilson Hospital (3-1).....	1945
Wright State (1-2).....	2012
Yale (24-43-3).....	2013

2017 Opponents in Bold



1934 CAVALIERS

# YEAR-BY-YEAR RESULTS

## 1889 (7-0)

**COACH:** unknown

**CAPTAIN:** Harry S. Bailey

**MANAGER:** Felix H. Levy

Richmond Col.	W, 13-4
Washington & Lee	W, 24-9
Episcopal HS	W, 22-10
Navy	W, 11-2
VMI	W, 19-4
Washington & Lee	W, 18-5
Johns Hopkins	W, 6-4

## 1890 (4-8)

**COACH:** unknown

**CAPTAIN:** A. Lee Thurman

**MANAGER:** J. R. A. Hobson

Lehigh	L, 6-10
Lehigh	L, 6-9
Richmond Col.	L, 5-9
Lafayette	W, 15-3
Pennsylvania	L, 4-5
VMI	W, 13-7
Johns Hopkins	W, 7-1
Lehigh	L, 4-6
Lafayette	L, 6-7
Pennsylvania	L, 2-25
Princeton	L, 4-9
Johns Hopkins	W, 11-0

## 1891 (16-5)

**COACH:** unknown

**CAPTAIN:** Buchanan Schley, Jr.

**MANAGER:** R. D. Anderson

Boston Association	L, 4-6
Boston Association	L, 1-9
Dartmouth	W, 18-4
Dartmouth	W, 5-0
Lafayette	L, 2-6
Lafayette	W, 15-0
Washington & Lee	W, 21-4
VMI	W, 24-0
North Carolina	W, 6-1
Johns Hopkins	L, 13-16
Swarthmore	W, 14-2
Swarthmore	W, 7-4
ODU of Richmond	W, 8-0
All Virginia	W, 18-0
Cornell	W, 1-0
Olympics of Louisville	W, 5-0
Pastimes of Baltimore	W, 9-0
Johns Hopkins	L, 1-2
Johns Hopkins	W, 13-3
Columbian Ath. Club	W, 4-1
Columbian Ath. Club	W, 11-3

## 1892 (9-8-1)

**COACH:** unknown

**CAPTAIN:** Mendell L. Smith

**MANAGER:** J. Breckenridge

Robertson	
Boston	L, 0-22
Boston	L, 3-19
Vermont	L, 1-10
Dartmouth	W, 11-2
Lafayette	W, 20-12

Lafayette	W, 12-0
Lehigh	L, 6-9
Lehigh	W, 8-6
Princeton	L, 0-10
Vanderbilt	L, 4-5
North Carolina	W, 5-2
North Carolina	L, 5or4-6or7
Johns Hopkins	W, 6-5
Washington & Lee	T, 2-2
Baltimore Y.M.C.A.	W, 8-4
Hampden-Sydney	W, 9-7
Columbian Ath. Club	L, 5-8
Columbian Ath. Club	W, 7-2

## 1893 (10-5-1)

**COACH:** unknown

**CAPTAINS:** Murray M. McGuire and

Mendell L. Smith

**MANAGER:** R. D. Anderson

Yale	L, 8-14
Yale	L, 4-11
Harvard	T, 1-1
Vermont	W, 6-5
Vermont	L, 4-7
North Carolina	W, 5-2
Lafayette	W, 11-2
Lafayette	W, 15-4
Univ. of the South	W, 13-5
Randolph-Macon	W, 16-0

World's Fair Baseball Tourney

June	
26 Illinois	W, 11-7
29 Wisconsin	W, 14-4
July	
1 Illinois	W, 11-7
6 Wesleyan Univ.	W, 6-0
11 Amherst	L, 6-8
12 Yale	L, 2-6

Note: Virginia finished second in eight-team field behind Yale.

## 1894 (9-7)

**COACH:** unknown

**CAPTAIN:** Mendell L. Smith

**MANAGER:** J. Breckenridge

Robertson	
Columbia	W, 6-1
Lehigh	W, 11-4
Yale	L, 4-28
Yale	L, 11-13
Vermont	L, 5-12
Vermont	W, 11-8
Baltimore	L, 0-28
Baltimore	L, 5-11
Columbia	W, 23-5
Wake Forest	W, 5-2
Penn State Col.	W, 14-4
Georgetown	W, 3-2
North Carolina	L, 2-4
North Carolina	W, 10-2
Lafayette	L, 3-7
Lafayette	W, 7-5

## 1895 (10-7)

**COACH:** unknown

**CAPTAIN:** J. Garnett Nelson

**MANAGER:** Jonathan Bryan

New York	L, 0-12
St. Albans	W, 11-3
Vermont (10)	W, 3-2
Vermont	W, 13-5
Rutgers	W, 9-2
Lehigh	W, 15-9
Yale	L, 9-15
Yale	L, 3-6
Washington & Lee	W, 13-0
Franklin & Marshall	W, 8-1
Franklin & Marshall	W, 5-0
Georgetown	W, 5-3
Pennsylvania	L, 3-8
Cornell	L, 0-6
Cornell	L, 2-11or6
Georgetown	L, 2-16
North Carolina	L, 7-0

## 1896 (7-10)

**COACH:** unknown

**CAPTAIN:** Murray M. McGuire

**MANAGER:** McLane Tilton, Jr.

Lehigh	W, 25-3
Princeton	L, 4-5
Yale	L, 4-12
Yale	L, 7-8
Johns Hopkins	W, 15-8
Hobart	L, 4-7
Hobart	L, 2-3
Trinity	W, 6-4
North Carolina	L, 6-14
St. John's	W, 18-12
St. Albans	W, 4-3
Cornell	W, 6-5
Georgetown	L, 11-31
Georgetown	L, 0-7
Pennsylvania	L, 2-3
Lehigh	L, 6-10
Princeton	W, 10-6

## 1897 (8-5)

**COACH:** unknown

**CAPTAIN:** John Lawrence, Vick

**MANAGER:** Elbert Lee Trinkle

Woodberry Forest	W, 14-4
Locust Dale	W, 18-6
North Carolina	W, 7-6
Wake Forest	W, 10-3
Vermont	W, 14-1
Vermont	W, 12-4
Lafayette	L, 11-9
Pennsylvania	L, 7-13
Lehigh	L, 3-8
Yale	W, 13-5
Yale	L, 13-15
Princeton	L, 3-9
North Carolina	W, 10-4

## 1898 (15-8)

**COACH:** unknown

**CAPTAIN:** John Lawrence Vick

**MANAGER:** Don Preston Peters

McCabe's School	W, 27-2
Episcopal HS	W, 5-3
Woodberry Forest	W, 11-5
Pantops Academy	W, 12-5
Lafayette	W, 12-8
Lehigh	W, 13-3
Yale	W, 9-0
Yale	L, 0-5
Princeton	W, 14-10
Harvard	L, 5-7
Richmond	L, 6-8
Richmond	L, 12-19
Washington & Lee	W, 2-1
Washington & Lee	W, 20-0
Georgetown	W, 13-6
St. John's	W, 26-5
Georgetown	W, 9-5
Georgetown	L, 7-10
Pennsylvania	L, 3-9
Princeton	L, 5-12
St. Paul's	W, 19-2
Wesleyan	L, 4-6
Yale	W, 4-0

## 1899 (13-6)

**COACH:** unknown

**CAPTAIN:** W. A. Martin

**MANAGER:** A. W. Aston

Episcopal HS	W, 7-1
Lafayette	W, 7-5
Cornell	W, 14-5
Lehigh	W, 8-3
Yale	W, 10-3
Yale	W, 10-4
Princeton	W, 19-4
Princeton	L, 6-18
Boston	L, 3-14
Boston	L, 1-15
Harvard	L, 3-9
Pennsylvania	W, 18-3
Pennsylvania	W, 6-4
Georgetown	L, 6-8
Maryland	W, 10-2
St. Albans	W, 23-3
Georgetown	L, 5-6
West Virginia	W, 8-5
Trinity	W, 12-0

## 1900 (9-6)

**COACH:** unknown

**CAPTAIN:** Brodie C. Nalls

**MANAGER:** N. P. Cocke

Woodberry Forest	W, 23-3
Episcopal HS	W, 16-4
Cornell	W, 6-5
Gallaudet	W, 9-3
Franklin & Marshall	L, 2-5
Lehigh	L, 0-2
Howard	L, 0-7

Yale	L, 7-8
Princeton	L, 3-9
Pennsylvania	L, 7-8
Pennsylvania	W, 19-4
Washington & Lee	W, 12-0
VMI	W, 22-0
Blacksburg	W, 12-0
Roanoke Col.	W, 17-2

## 1901 (12-8)

**COACH:** unknown

**CAPTAIN:** C. P. Carter

**MANAGER:** R. E. Lee Taylor

Bellevue HS	W, 29-6
St. Albans	W, 6-0
Locust Dale	W, 12-2
Lafayette	W, 10-9
Episcopal HS	W, 12-0
Woodberry Forest	W, 19-0
Lehigh	W, 13-2
Boston (AL)	L, 0-23
Yale	L, 6-9
Princeton	L, 10-19
Princeton	L, 5-9
Harvard	L, 5-8
Cornell	L, 2-9
North Carolina	W, 9-2
Georgetown	L, 0-13
Maryland	W, 16-13
Georgetown	L, 6-9
Washington & Lee	W, 9-8
Virginia Tech	W, 8-3
Roanoke Col.	W, 8-5

## 1902 (13-7-1)

**COACH:** unknown

**CAPTAIN:** C. P. Carter

**MANAGER:** Owsley Brown

Locust Dale	W, 15-0
Miller's School	W, 15-2
St. Albans	L, 3-14
Lehigh	W, 14-10
Pennsylvania	L* forfeit
Yale (10)	T, 2-2
Princeton	L, 8-9
Princeton	L, 2-16
Hobart	W, 16-4
Cornell	L, 10-14
Howard	L, 8-11
Columbian	W, 7-5
Washington & Lee	W, 12-5
North Carolina (10)	W, 5-4
North Carolina	W, 9-7
William & Mary	W, 27-1
Columbian	L, 4-6
Princeton	W, 14-1
Roanoke	W, 10-1
North Carolina	W, 11-1
Washington & Lee	W, 11-3

\* Losing 9-0, Virginia forfeited to Penn



# YEAR-BY-YEAR RESULTS

## 1903 (15-6-1)

### COACH: unknown

CAPTAIN: J. Beverley Pollard  
MANAGER: Armistead M. Dobie

Miller School	W, 8-4
Woodberry School	W, 15-0
Locust Dale	W, 12-1
St. Alban's	W, 10-1
Lafayette	W, 17-2
Lafayette	L, 2-12
Pennsylvania	W, 1-0
Pennsylvania	L, 1-3
Gettysburg	W, 3-2
Syracuse	L, 7-8
Lehigh	W, 4-0
Yale	L, 2-9
Brown's School	W, 6-1
VMI	W, 7-1
Virginia Tech	W, 14-2
NC State	W, 4-0
North Carolina	L, 3-10
North Carolina	T, 15-15
Davidson	W, 8-1
Virginia Tech	W, 13-4
North Carolina	L, 1-4
Roanoke Col.	W, 2-1

## 1904 (16-9)

### COACH: unknown

CAPTAIN: C. P. Stearns  
MANAGER: J. W. Somerville, Jr.

March

12 Woodberry Forest	L, 0-1
17 Pantops Academy	W, 6-0
19 Fishburne Military	W, 15-3
22 St. Alban's	W, 6-0
23 Randolph-Macon	W, 4-0
25 Villanova	W, 13-5
26 Villanova	L, 0-2
29 St. John's	W, 9-0
30 Lafayette	W, 10-2
31 Lafayette	W, 6-0

April

2 Yale (1)	L, 1-4
4 Yale	L, 4-7
5 Lehigh	W, 22-9
6 Pennsylvania	L, 1-7
7 Pennsylvania	L, 1-10
9 Cornell	W, 7-6
12 Hampden-Sydney	W, 7-0
14 Virginia Tech	W, 9-0
16 at Navy	L, 3-4
18 vs. Harvard (2)	L, 4-11
19 Washington & Lee	L, 1-7
21 at NC State	W, 11-3
23 at North Carolina	W, 9-2
? Columbia	W, 11-7

May

6 Johns Hopkins	W, 15-5
-----------------	---------

## 1905 (17-7)

### COACH: unknown

CAPTAIN: J. M. Stucky  
MANAGER: H. N. Page, Jr.

March

11 Woodberry Forest	W, 3-1
18 Miller School	W, 6-1
20 Fishburne Mil. Ac.	W, 11-3
25 West Virginia	W, 7-1
27 West Virginia	L, 2-4
29 William & Mary	W, 22-0
31 Lafayette	W, 6-0

April

1 Lafayette	L, 1-6
3 Penn State	L, 2-13
6 Pennsylvania	W, 3-2
7 vs. St. John's (3)	W, 9-4
8 at Navy	W, 7-3
15 Johns Hopkins	W, 13-5
17 Kentucky	W, 7-4
18 Davidson	W, 4-3
19 G. Washington	W, 22-1
20 St. John's	W, 19-8
22 vs. Yale (1)	L, 5-6
24 Syracuse	L, 4-8
25 Syracuse	W, 7-2
26 Virginia Tech	W, 7-1
27 Virginia Tech	W, 7-2

May

4 at North Carolina	L, 1-6
5 vs. North Carolina	L, 2-3

## 1906 (18-10)

### COACH: unknown

CAPTAIN: A. C. Graham  
MANAGER: R. G. Camp

March

17 Richmond Col.	W, 13-5
21 Miller School	W, 19-0
23 Lafayette	L, 2-10

April

2 Penn State	L, 1-5
3 Pennsylvania	W, 7-1
4 Pennsylvania	L, 0-2
6 VMI	W, 9-0
11 Syracuse	W, 12-7
12 Princeton	L, 1-2
13 vs. Yale (1)	L, 0-11
14 vs. Yale (1)	W, 3-2
16 Lehigh	W, 11-5
17 Lehigh	W, 6-2
18 Kentucky	W, 12-3
19 Carlisle Indians	W, 11-3
20 Carlisle Indians	W, 3-1
23 vs. North Carolina (5)	L, 1-6
24 North Carolina	W * forfeit
25 NC State	W, 12-0
27 Georgia	W, 7-1
28 Georgia	W, 8-5
30 Kentucky State	W, 7-2

May

2 at Trinity	L, 2-4
3 at North Carolina	W, 4-3
4 at Wake Forest	W, 6-5
5 at NC State	L, 4-5
9 G. Washington	L, 2-3
12 Johns Hopkins	L, 3-4

\* Losing 9-0, UNC left the field in the 9th inning after a disputed call.

## 1907 (16-6-1)

### COACH: unknown

CAPTAIN: A. S. Walker  
MANAGER: A. T. Brant

March

16 Woodberry Forest	W, 7-1
18 Fishburne School	T, 6-6
29 Cornell	L, 7-8
30 Columbia	W, 7-6

April

1 Columbia	W, 16-3
2 Lafayette	W, 6-3
3 Pennsylvania	L, 8-11
4 Pennsylvania	W, 5-2
5 Herm. Club of Rich.	W, 6-5
10 Dartmouth	L, 3-4
13 Georgetown	W, 9-0
15 North Carolina	W, 5-1
16 G. Washington	W, 8-1
17 Trinity	W, 2-1
20 vs. North Carolina (4)	W, 5-2
22 Davidson	W, 12-1
26 Georgia	W, 8-3
27 Georgia	W, 8-3

May

4 Georgetown (2)	L, 0-1
7 at Villanova	L, 4-9
8 at Princeton	W, 3-2
9 at Yale	L, 1-6
11 at Army	W, 5-1

## 1908 (12-11-1)

### COACH: unknown

CAPTAIN: John F. Hoff  
MANAGER: W. H. Jordan

March

25 Fishburne School	W, 9-5
26 Miller School	W, 15-0
28 Woodberry Forest	W, 1-0
30 Amherst	W, 1-0

April

1 Amherst	W, 5-1
2 Cornell	L, 2-4
3 Cornell	W, 4-2
6 vs. North Carolina (4)	L, 1-2
11 Georgetown	L, 2-3
13 Dartmouth	W, 10-0
14 Princeton	W, 6-2
16 vs. Princeton (5)	L, 0-1
17 Penn State	L, 5-9
20 Lehigh	W, 7-0
21 Lehigh	L, 4-6
22 North Carolina	W, 5-4
23 Pennsylvania	W, 7-5
24 Pennsylvania	L, 3-6
25 Davidson	W, 4-0
27 at Georgetown	L, 0-2
28 at Georgetown	L, 0-3

29 at Princeton	L, 0-2
-----------------	--------

May

1 at Fordham	L, 2-7
2 at Army	T, 1-1

## 1909 (19-7-1)

### COACH: unknown

CAPTAIN: John F. Hoff  
MANAGER: L. W. Tazewell, Jr.

March

15 Woodberry Forest	W, 5-3
18 Fishburne School	W, 6-0
20 Miller School	W, 10-1
25 William & Mary	W, 13-0
27 Randolph-Macon	W, 1-0
29 Colgate	W, 7-1
30 Colgate	W, 3-0

April

1 Amherst	W, 5-4
3 vs. Yale (1)	L, 2-4
6 St. John's	W, 5-1
7 Lafayette	W, 3-2
8 Holy Cross	W, 9-3
9 Princeton	W, 4-3
12 Fordham	W, 2-1
14 Pennsylvania	W, 3-0
15 South Carolina	W, 6-1
16 South Carolina	L, 5-6
19 North Carolina (4)	W, 3-1
22 Harvard	L, 0-1
28 Davidson	W, 8-0
30 North Carolina	L, 6-7

May

1 Georgetown	W, 7-6
4 at Princeton	L, 0-3
5 at Amherst	W, 4-1
6 at Wesleyan	T, 4-4
7 at Yale	L, 0-2
8 at Army	L, 3-4

## 1910 (7-14-1)

### COACH: Charles Rigler

CAPTAIN: R. H. Pickford  
MANAGER: Rufus T. Reid

March

Woodberry Forest	W, 8-0
St. John's	L, 2-6
Princeton	L, 2-5
Holy Cross	L, 2-7
Pennsylvania	L, 0-3
Pennsylvania	L, 3-8
Amherst	L, 3-10
Amherst	L, 3-16
Lafayette	W, 4-0
Lafayette	L, 2-4
North Carolina	W, 4-3
North Carolina	W, 6-2
Georgetown	W, 4-2
Harvard	L, 0-1
North Carolina	L, 0-3
Davidson	W, 12-4
Georgetown	L, 2-5
Pennsylvania	L, 4-7
Harvard	T, 1-1
Holy Cross	L, 0-2
Yale	L, 1-3
Army	W, 6-3

## 1911 (11-9)

### COACH: Charles Rigler

CAPTAIN: Thomas Clay Carter  
MANAGER: Joseph S. Moore

March

Jefferson School	W, 16-1
Woodberry Forest	W, 22-1
Tome	W, 12-0
Randolph-Macon	W, 3-0
Amherst	L, 2-5
Amherst	L, 2-4
Carolina	W, 3-1
Carolina	L, 0-1
St. John's	W, 5-1
Princeton	L, 1-3
Fordham	W, 4-0
Pennsylvania	L, 0-8
Carolina	L, 0-1
Georgetown	W, 8-0
VMI	W, 11-0
Georgetown	W, 4-3
Pennsylvania	L, 0-10
Fordham	W, 4-0
Brown	L, 0-3
Yale	L, 0-9

## 1912 (14-9-1)

### COACH: Charles Rigler

CAPTAIN: Thomas Clay Carter  
MANAGER: unknown

Wash. Nationals	W, 5-3
Wash. Nationals	L, 1-11
Jefferson	W, 11-6
Episcopal HS	W, 17-0
Amherst	L, 4-5
Amherst	W, 8-4
St. John's	W, 4-2
Princeton	L, 3-6
Yale (10)	T, 3-3
Holy Cross	L, 1-4
Cornell	W, 2-1
Montreal	L, 2-9
Trinity	W, 8-5
North Carolina	W, 2-1
North Carolina	L, 3-10
North Carolina	L, 0-4
South Carolina	W, 10-2
Georgetown	W, 4-3
North Carolina	W, 4-0
Bucknell	W, 15-4
Georgia	W, 5-1
Pennsylvania	L, 4-5
Georgetown	L, 0-5
Georgetown	W, 6-3

## 1913 (12-8)

### COACH: Jack Ryan

CAPTAIN: D. W. Neff  
MANAGER: G. F. Thornhill

Wash. Nationals	L, 0-6
Holy Cross	W, 16-8
Princeton	W, 3-0
Amherst	L, 5-6
Cornell	W, 6-5
Cornell	W, 12-3
Randolph-Macon	W, 8-1
North Carolina	L, 4-5
Davidson	W, 13-1
North Carolina	W, 12-9
Georgetown	W, 13-3
South Carolina	W, 3-1
Trinity	W, 8-3
Holy Cross	L, 1-4
Catholic Univ.	L, 4-8
Georgetown	W, 8-2
Navy	L, 4-10
Princeton	W, 6-1
Yale	L, 2-4
Army	L, 3-9

## 1914 (10-7)

### COACH: Jack Ryan

CAPTAIN: J. L. White  
MANAGER: C. G. Giddings

Amherst	L, 3-5
Vermont	W, 9-1
Cornell	W, 7-1
Cornell	L, 3-5
Princeton	L, 4-10
Yale	W, 10-4
Yale	W, 8-3
Johns Hopkins	W, 6-5
VMI	W, 11-3
NC State	W, 2-0
NC State	W, 9-1
Trinity	W, 13-3
NC State	W, 6-1
Princeton	L, 4-5
Harvard	L, 2-3
Brown	L, 3-8
Yale	L, 4-17

## 1915 (14-6)

### COACH: Jack Ryan

CAPTAIN: J. L. White  
MANAGER: H. M. Robertson

Amherst	W, 5-0
Amherst	W, 7-1
Princeton	L, 1-5
Fordham	W, 5-4
Cornell	W, 4-1
Cornell	W, 2-1
Williams	W, 9-1
NC State	W, 5-2
NC State	L, 5-8
Trinity	W, 10-6
Michigan	W, 6-1
Catholic	W, 7-2
North Carolina	W, 5-3
Georgia	W, 1-0
Georgia	L, 3-5
Trinity	W, 12-10

Princeton	L, 0-4
Harvard	L, 2-10
Brown	W, 5-4
Yale	L, 2-6

## 1916 (16-8-1)

### COACH: Jack Ryan

CAPTAIN: E. W. Smith  
MANAGER: C. Tunstall

Washington	L, 1-4
Washington	L, 4-10
Washington	W, 5-4
Washington	L, 6-9
Amherst	W, 7-4
Amherst	L, 3-5
North Carolina	W, 5-2
South Carolina	W, 5-3
Georgia	W, 2-1
Williams	W, 12-6
Cornell	W, 2-1
Cornell	W, 3-2
Harvard	T, 2-2
Princeton	W, 2-1
Yale	L, 0-7
Holy Cross	W, 3-1
North Carolina	W, 8-3
Trinity	W, 21-2
Georgia	W, 16-7
Georgia	L, 1-3
VMI	W, 14-5
Princeton	L, 2-3
Harvard	L, 0-5
Williams	W, 12-6
Yale	W, 13-1

## 1917 (2-2)

### COACH: James L. White

CAPTAIN: E. W. Smith  
MANAGER: C. Tunstall

Amherst	W, 4-3
Amherst	L, 0-1
Lehigh	W, 4-0
North Carolina	L, 2-3

Remainder of schedule cancelled  
April 14, 1917

## 1918 (7-4)

### COACH: H. H. Lannigan

CAPTAIN: C. D. Mahood  
MANAGER: V. B. Hirst

Virginia Christian Col.	W, 8-0
William & Mary	W, 11-3
Richmond Col.	W, 10-8
North Carolina	L, 0-3
North Carolina	W, 4-0
Marshall Col.	W, 16-4
North Carolina	W, 2-1
VMI	W, 14-4
West Virginia	L, 4-7
West Virginia	L, 0-9
West Virginia	L, 5-9

## 1919 (8-8-1)

### COACH: E. W. Smith

CAPTAIN: H. H. Gwathmey  
MANAGER: J. N. Greear

Richmond Col.	W, 5-4
Lincoln Memorial	L, 0-4
William & Mary	L, 0-2
Hampden-Sydney	W, 13-3
North Carolina	W, 2-1
North Carolina	T, 3-3
Georgia	L, 2-7
Georgia	L, 4-7
Davidson	L, 0-7
Randolph-Macon	W, 4-0
North Carolina	L, 1-7
Maryland State	W, 7-5
Georgia	W, 3-0
Georgia	L, 4-10
VMI	W, 2-1
North Carolina	W, 11-4
Princeton	L, 2-5

# YEAR-BY-YEAR RESULTS

## 1920 (11-7-1)

### COACH: James L. White

CAPTAIN: William I. Pritchard  
 MANAGER: Raymond McK. Sloan

Maryland State	L, 1-3
Cornell	L, 4-7
Yale	W, 3-0
Lafayette	W, 5-1
Amherst	L, 2-4
Amherst	L, 0-2
Georgia	L, 0-4
Georgia	W, 5-4
North Carolina	W, 4-3
St. John's	W, 7-4
Johns Hopkins	W, 9-4
Harvard	T, 2-2
Auburn	W, 1-0
Auburn	L, 0-4
North Carolina	W, 8-7
South Carolina	W, 8-3
Princeton	L, 1-8
Yale	W, 1-0
Amherst	W, 4-3

## 1921 (7-15)

### COACH: W. Rice Warren

CAPTAIN: J. Wilcox Dunn, Robert E. Hanson ('22 Curfs)  
 MANAGER: Water T. Bergstrom (resigned), William Menefee, Jr.

Lynchburg Col.	L, 0-2
Johns Hopkins	L, 5or3-11
Penn State	L, 2-14
Fordham	L, 2-3
Dartmouth	W, 8-5
North Carolina	L, 3-5
Univ. of Richmond	W, 3-1
Cornell	L, 2-3
Cornell	L, 3-4
Williams	W, 6-5
William & Mary	W, 8-6
VMI	L, 4-7
Buffalo	L, 0-22
Company K	W, 11-0
North Carolina	L, 3-7
North Carolina	L, 2-3
Oglethorpe	W, 2-1
Oglethorpe	L, 2-11
Johns Hopkins	W, 10-9
Catholic Univ.	L, 8-9
Fordham	L, 2-8
Yale	L, 1-9

## 1922 (8-14)

### COACH: Jack Ryan

CAPTAIN: Joseph William Dunn  
 MANAGER: R. V. Hatcher

Lynchburg Col.	W, 3-2
Delaware	L, 2-3
Cornell	L, 0-8
Cornell	W, 4-3
Vermont	L, 5-8
Washington & Lee	L, 7-10
Virginia Tech	W, 6-0
Oglethorpe	L, 2-4
Oglethorpe	L, 3-5
North Carolina	L, 0-6
William & Mary	W, 6-5
North Carolina	L, 0-4
North Carolina	L, 0-7
VMI	L, 1-3
West Virginia	W, 4-3
West Virginia	W, 8-0
Univ. of Richmond	L, 1-4
North Carolina	L, 0-6
Catholic Univ.	W, 3-0
Princeton	L, 2-5
Brown	W, 12-5
Yale	L, 4-13

## 1923 (11-12-1)

### COACH: Earle Neale

CAPTAIN: Robert Randolph Parrish  
 MANAGER: Walter Lindsay Brown

New York Univ.	L, 6-7
Amherst	W, 14-6
Princeton	L, 4-6
Penn State	L, 1-9
Fordham	W, 10-2
William & Mary	L, 6-17
Washington & Lee	W, 14-12
Cornell	T, 10-10
Cornell	W, 10-6
Washington & Lee	L, 3-8
Richmond Col.	L, 6-19
VMI	L, 0-6

Lynchburg Col.	L, 7-8
North Carolina	L, 1-2
Georgia	L, 0-4
Georgia	W, 8-6
South Carolina	W, 10-1
Virginia Tech	W, 7-0
Davidson	W, 14-6
Maryland	W, 3-2
VMI	L, 0-4
Hampden-Sydney	W, 8-5
North Carolina	L, 3-12
North Carolina	W, 4-3

## 1924 (15-10)

### COACH: Earle Neale

CAPTAIN: Robert Randolph Parrish  
 MANAGER: Charles Skinker  
 Valentine

Amherst	W, 13-9
Amherst	W, 6-0
Roanoke	W, 8-7
Hampden-Sydney	W, 5-4
Cornell	W, 3-0
Cornell	W, 7-4
Washington & Lee	W, 3-0
William & Mary	W, 13-9
Syracuse	W, 6-4
Georgia	L, 4-8
Georgia	W, 2-1
Quantico Marines	L, 0-3
North Carolina	L, 4-7
Georgia Tech	W, 8-4
Georgia Tech	L, 1-3
North Carolina	L, 2-3
North Carolina	L, 8-13
Georgia	L, 1-2
Georgia Tech	W, 7-4
Georgia	L, 1-2
VMI	W, 8-2
VMI	W, 9-4
Washington & Lee	L, 2-4
Virginia Tech	L, 1-3
Maryland	W, 10-3

## 1925 (13-10-1)

### COACH: Earle Neale

CAPTAIN: Thomas A. McCoy  
 MANAGER: Robert Sedgewick  
 Osborn

Dartmouth	L, 1-3
Lynchburg	W, 15-1
Quantico Marines	L, 10-11
Cornell	W, 1-0
Cornell	W, 9-4
Pennsylvania	T, 5-5
Pennsylvania	W, 5-3
Princeton	W, 3-0
Bucknell	L, 2-10
Syracuse	W, 8-4
Syracuse	L, 5-10
North Carolina	L, 6-8
VMI	W, 9-2
Washington & Lee	L, 4-5
VMI	W, 5-3
North Carolina St.	L, 6-8
Maryland	W, 11-9
Navy	L, 5-9
Columbia	W, 5-4
Fordham	L, 1-8
Williams	W, 9-8
NC State	L, 2-3
North Carolina	W, 4-1
North Carolina	W, 2-1

## 1926 (11-10)

### COACH: Earle Neale

CAPTAIN: McDonald Edward Wrenn  
 MANAGER: Isaac May

Pennsylvania	L, 3-9
Pennsylvania	L, 1-3
Syracuse	W, 8-2
Lehigh	W, 4-2
Rutgers	W, 17-9
North Carolina	W, 7-3
Richmond	L, 6-7
Washington & Lee	W, 5-2
Virginia Tech	L, 4-5
VMI	L, 3-4
North Carolina	L, 4-12
North Carolina	W, 6-2
Duke	W, 8-2
Washington & Lee	W, 6-5
Georgia Tech	W, 7-6
Georgia Tech	L, 6-7
Maryland	W, 6-3

Yale	L, 11-13
Columbia	L, 5-6
VMI	W, 2-1
Marines	L, 2-5

## 1927 (13-7)

### COACH: Earle Neale

CAPTAIN: Robert Gamble Cabell  
 MANAGER: Bryan Black, Jr.

Springfield	L, 2-3
Bucknell	W, 7-2
Williams	L, 6-10
Hampden-Sydney	W, 12-3
Penn State	W, 3-2
Princeton	W, 6-4
VMI	W, 10-4
North Carolina	L, 7-10
Washington & Lee	L, 2-8
VMI	W, 15-3
Richmond	W, 7-0
Fordham	W, 4-2
Yale	L, 1-4
New York Univ.	L, 1-10
Maryland	W, 7-3
Washington & Lee	W, 9-8
North Carolina	W, 6-2
North Carolina	L, 10-11
Georgia	W, 2-6
Georgia	W, 9-6

## 1928 (10-10)

### COACH: Earle Neale

CAPTAIN: John Wesley Stephens, Jr.  
 MANAGER: William O. Bristow, Jr.

Maryland	L, 1-3
Pennsylvania	L, 5-12
Colgate	W, 13-7
Cornell	W, 8-1
Princeton	W, 4-2
Harvard	L, 5-11
VMI	W, 13-8
North Carolina	L, 4-6
Virginia Tech	W, 21-3
Virginia Tech	W, 6-0
Duke	L, 0-11
NC State	W, 3-2
Quantico Marines	L, 6-9
Maryland	W, 8-3
Navy	L, 6-7
NC State	L, 4-6
North Carolina	W, 5-3
North Carolina	L, 4-8
Univ. of Richmond	L, 1-6
Washington & Lee	W, 3-1

## 1929 (8-13)

### COACH: Earle Neale

CAPTAIN: Middleton Elliot  
 Randolph  
 MANAGER: Howard W. Holland

New York Univ.	W, 6-5
Princeton	L, 1-3
Princeton	L, 5-7
Colgate	W, 5-4
Yale	L, 3-9
Yale	L, 2-10
VMI	L, 6-8
Maryland	L, 4-10
North Carolina	L, 4-5
Davidson	L, 2-5
Washington & Lee	W, 6-5
Virginia Tech	W, 12-9
William & Mary	L, 3-19
VMI	L, 0-4
NC State	W, 7-2
Maryland	W, 3-0
Duke	L, 2-12
North Carolina	L, 4-6
North Carolina	L, 2-4
Virginia Tech	W, 8-6
Washington & Lee	W, 12-5

## 1930 (2-12)

### COACH: Roy E. Randall

CAPTAIN: William Edgar Byrd  
 MANAGER: Beverley Heth  
 Randolph, Jr.

William & Mary	L, 3-9
VMI	L, 2-12
Maryland	L, 2-11
North Carolina	L, 5-8
Washington & Lee	W, 6-2
Virginia Tech	L, 2-7
Princeton	L, 4-9
Princeton	W, 7-6
VMI	L, 1-10

NC State	L, 3-4
Maryland	L, 5-8
Navy	L, 2-5
Duke	L, 8-15
NC State	L, 5-10
North Carolina	L, 1-12

## 1931 (2-15)

### COACH: Gus K. Tebell

CAPTAIN: James L. Ellis (Killed before season started)  
 MANAGER: Edwin Darius Dupree

Dartmouth	L, 2-11
Yale	L, 0-4
Yale	L, 7-9
Washington & Lee	L, 2-9
North Carolina	L, 1-6
VMI	L, 3-4
Harvard	W, 11-10
Princeton	L, 1-8
Princeton	L, 2-6
Maryland	L, 1-10
Virginia Tech	L, 4-5
NC State	W, 6-1
VMI	L, 9-14
North Carolina	L, 2-6
North Carolina	L, 4-15
Washington & Lee	L, 1-9
Virginia Tech	L, 1-6

## 1932 (12-4)

### COACH: Gus K. Tebell

CAPTAIN: Frank P. Sippley  
 MANAGER: John D. Hurt

Randolph Macon	W, 4-1
Maryland	W, 8-5
North Carolina	W, 5-4
VMI (12)	W, 5-3
Washington & Lee	L, 1-2
Richmond	W, 5-3
Hampden-Sydney	W, 9-2
Virginia Tech	W, 12-8
Washington & Lee	W, 21-3
VMI	W, 15-7
Virginia Tech	W, 9-2
UNCG	L, 6-9
North Carolina	L, 3-4
U.S. Marines	W, 15-7
Navy	W, 16-2
Maryland	L, 5-9

## 1933 (8-5)

### COACH: Gus K. Tebell

CAPTAINS: Ward W. Brewer, Charles E. Poss  
 MANAGER: B. C. Baldwin, Jr.

William & Mary	W, 7-2
Vermont	W, 7-2
Randolph Macon	W, 6-4
NC State	L, 1-4
Washington & Lee	L, 0-11
Penn State	L, 2-5
Navy	W, 3-1
VMI	W, 8-0
Maryland	W, 11-6
Washington & Lee	W, 7-6
VMI	W, 4-3
UNCG	L, 1-11
Virginia Tech	L, 5-11

## 1934 (10-7)

### COACH: Gus K. Tebell

CAPTAINS: S. P. Luck, Jr., V. H. Drissel  
 MANAGER: J. S. Hoghland

Trenton Univ. Club	W, 8-5
Vermont	W, 14-0
William & Mary	L, 5-6
Maryland (10)	L, 0-3
North Carolina	L, 1-3
Maryland	L, 0-8
Navy	W, 2-0
VMI	W, 8-3
Univ. of Richmond	L, 0-12
William & Mary	W, 4-3
VMI	W, 12-9
Washington & Lee	W, 2-0
Virginia Tech	W, 14-4
NC State	W, 7-6
North Carolina	L, 3-16
UNCG	L, 2-5
West Virginia	W, 22-0

Rain: 1 game with Randolph-Macon, Washington & Lee and West Virginia

## 1935 (13-8-1)

### COACH: Gus K. Tebell

CAPTAIN: Orlin W. Rogers  
 MANAGER: C. W. Carnan, Jr.

Vermont	W, 4-0
Michigan	W, 4-2
VMI	L, 1-2
William & Mary (11)	T, 5-5
Maryland	L, 2-3
Long Island	L, 2-5
Richmond	L, 0-4
Washington & Lee	W, 4-1
West Virginia	W, 5-4
William & Mary	W, 15-5
Virginia Tech	W, 7-3
Washington & Lee	L, 5-7
North Carolina	L, 3-5
North Carolina	W, 4-0
Navy	W, 1-0
Richmond	W, 4-3
Virginia Tech	L, 7-11
Hampden-Sydney	W, 13-1
VMI	W, 5-1
Yale	W, 9-0
Brown (13)	W, 12-2
Amherst	L, 3-7
Vermont	Rain

Rain: 1 game with Dartmouth, Maryland and Vermont

## 1936 (11-8)

### COACH: Gus K. Tebell

CAPTAIN: Curtis F. Bouldin  
 MANAGER: Claiborne McD. Pope

Vermont	W, 14-4
Vermont	W, 4-2
Dartmouth	L, 3-7
Richmond	L, 0-3
VMI	W, 15-5
Michigan	L, 4-17
Washington & Lee	L, 3-5
Virginia Tech	W, 9-8
Navy	L, 1-2
Maryland	W, 4-3
Hampden-Sydney	W, 10-2
North Carolina	L, 2-14
UNCG	W, 8-7
William & Mary	L, 2-10
Washington & Lee	L, 0-5
VMI	W, 3-1
Virginia Tech	W, 8-7
Richmond	W, 4-2
William & Mary	W, 11-4

## 1937 (8-8-1)

### COACH: Gus K. Tebell

CAPTAIN: Robert H. Abbott  
 MANAGER: William W. Carson, Jr.

Dartmouth	W, 7-5
Vermont	W, 11-2
Maryland	L, 5-18
Virginia Tech	L, 0-9
Harvard	Rain
William & Mary	L, 3-5
VMI	W, 5-0
Michigan	Rain
Washington & Lee	W, 6-3
Maryland	L, 5-9
Navy	W, 7-0
William & Mary	L, 3-5
North Carolina	T, 7-7 (12)
North Carolina	L, 2-7
Virginia Tech	L, 3-6
VMI	W, 9-1
Richmond	L, 1-2
Richmond	W, 4-1
North Carolina	Rain
Washington & Lee	W, 14-2

## 1938 (13-12)

### COACH: Gus K. Tebell

CAPTAIN: David Todd  
 MANAGER: Charles W. Tucker

Vermont	W, 9-8
Vermont	L, 2-3
Harvard	W, 6-5
Michigan	W, 5-4
Washington & Lee	W, 6-2
Maryland	L, 1-5
Richmond	W, 1-0
VMI	W, 8-0
William & Mary	W, 7-4
VMI	L, 8-12
Virginia Tech	W, 7-4
Wake Forest	L, 4-6
North Carolina	L, 3-6



# YEAR-BY-YEAR RESULTS

Maryland	W, 6-3
Navy	W, 5-4
Richmond	W, 7-1
Virginia Tech	L, 1-9
Wake Forest	L, 6-9
Washington & Lee	L, 3-5
Rutgers	L, 4-8
Brown	L, 6-11
Harvard	L, 8-9
Yale	W, 8-3
Amherst	W, 9-7
North Carolina	L, 5-9

## 1939 (14-6)

**COACH:** Gus K. Tebell

**CAPTAIN:** James E. Sargeant  
**MANAGER:** Sidney M. Ruffin

Haverford Col.	W, 13-0
Yale	W, 8-4
Richmond	W, 2-1
Michigan	W, 2-1
North Carolina	W, 10-5
VMI	W, 6-5
William & Mary	L, 2-6
Washington & Lee	W, 10-8
North Carolina	L, 4-15
Davidson	W, 8-6
VMI	W, 15-3
Washington & Lee	W, 9-2
Virginia Tech	W, 9-5
Richmond	L, 0-7
Virginia Tech	W, 5-2
Navy	W, 6-5
Rutgers	L, 8-9
Yale	L, 3-5
Cornell	W, 8-1
Ill. Wesleyan Univ.	L, 9-10

## 1940 (18-4)

**State Champions**

**COACH:** Gus K. Tebell

**CAPTAIN:** James T. Gillette, Jr.  
**MANAGER:** Bodley Brooker, Jr.

Drexel Institute	W, 7-2
Maryland	W, 6-2
Haverford	W, 14-5
Dartmouth	L, 6-7
Vermont	W, 8-6
Dartmouth	W, 6-5
Pittsburgh	W, 19-5
VMI	W, 5-2
William & Mary	W, 9-1
Michigan	W, 12-11
Virginia Tech	W, 2-1
Virginia Tech	L, 1-6
North Carolina	L, 3-6
VMI	W, 14-11
Richmond	W, 2-1
William & Mary	W, 13-11
North Carolina	L, 5-9
Washington & Lee	W, 13-2
Maryland	W, 5-4
Navy	W, 12-2
Washington & Lee	W, 11-4
Richmond	W, 5-4

## 1941 (11-8)

**COACH:** Gus K. Tebell

**CAPTAIN:** James R. Dodson, Jr.  
**MANAGER:** Daniel D. Talley, III

Bridgewater	W, 8-7
Dartmouth	W, 6-1
Vermont	W, 5-2
Pittsburgh	W, 6-5
Randolph-Macon	W, 12-4
William & Mary	L, 2-8
VMI	W, 10-9
Washington & Lee	L, 2-4
Virginia Tech	W, 18-11
Michigan	L, 4-6
North Carolina	L, 7-8
Richmond	L, 1-5
Virginia Tech	W, 7-4
VMI	W, 8-2
G. Washington	L, 2-8
William & Mary	L, 5-6
Washington & Lee	W, 19-3
Navy	L, 0-9
Richmond	W, 9-6

## 1942 (7-10-1)

**COACH:** Gus K. Tebell

**CAPTAIN:** Charles M. Walsh, III  
**MANAGER:** Brooke Peirce

Bridgewater	W, 6-0
Maryland	W, 16-5

Washington & Lee	T, 0-0
Richmond	W, 4-0
Washington & Lee	L, 4-6
William & Mary	W, 10-1
Michigan	L, 3-9
G. Washington	L, 5-6
North Carolina	L, 1-18
Richmond	L, 1-8
Virginia Tech	L, 7-9
VMI	L, 5-8
Hampden-Sydney	W, 24-7
North Carolina	L, 2-5
Virginia Tech	W, 3-2
VMI	W, 13-1
Navy	L, 7-15
William & Mary	L, 2-7

## 1943 (6-4)

**COACH:** Gus K. Tebell

**CAPTAIN:** Turnbull Gillette  
**MANAGER:** Walter McClelland

April	
6 Hampden-Sydney	W, 5-3
9 Washington & Lee	L, 8-15
10 VMI	W, 20-0
13 Washington & Lee	Rain
21 Richmond	W, 5-3
24 VMI	W, 17-5
30 Naval Pre-Flight	W, 13-5
May	
1 North Carolina	W, 10-8
4 Virginia Tech	L, 7-8
5 Virginia Tech	L, 7-9
8 Richmond	L, 1-8
12 Navy	Rain

## 1944 (6-5-1)

**COACH:** A. A. Corcoran

**CAPTAIN:** David H. Turp  
**MANAGERS:** Robert E. Wherle and A. F. Eisenman, Jr.

April	
22 Lynchburg Cardinals	L, 7-16
29 Richmond	W, 2-0
May	
10 W. Wilson Hospital	W, 6-0
13 Richmond	L, 0-9
17 Virginia Tech	L, 1-2
20 Hampden-Sydney	W, 6-1
24 CASU-21	W, 4-2
27 Camp Lee	W, 6-2
31 W. Wilson Hospital	L, 2-4
June	
3 BTC #10	L, 0-9
7 Hampden-Sydney	W, 11-3
10 Camp Lee	T, 1-1

## 1945 (10-4)

**COACH:** Gus K. Tebell

**CAPTAINS:** David H. Turp and Roy William Richard  
**MANAGERS:** Robert E. Wherle and A. F. Eisenman, Jr.

April	
7 Bridgewater	W, 20-7
18 Woodrow Wilson	W, 8-5
21 Virginia Tech	L, 1-3
28 Richmond	W, 3-1
May	
5 Richmond	W, 10-1
9 Camp Lee	L, 1-12
12 Ft. Belvoir	L, 1-2
16 W. Wilson Hospital	W, 6-1
19 Maryland	W, 10-3
22 Bridgewater	W, 15-2
30 Hampden-Sydney	W, 22-3
June	
2 Virginia Tech	W, 2-1
6 Norfolk Naval	L, 1-6
9 Maryland	W, 8-1

## 1946 (11-7-1)

**COACH:** Gus K. Tebell

**CAPTAIN:** James D. Patton, III  
**MANAGER:** Herbert Bangel

American Viscose	W, 14-10
Roanoke Bus. Col.	W, 16-1
Lynchburg Cardinals	L, 7-10
William & Mary	W, 6-1
North Carolina	L, 5-6
Richmond	T, 8-8
Quantico Marines	W, 14-5
Quantico Marines	W, 8-8
Virginia Tech	W, 8-2
Navy	L, 0-6
Hampden-Sydney	L, 1-6

Washington & Lee	W, 5-4
Richmond	L, 3-4
Hampden-Sydney	W, 3-2
William & Mary	L, 2-6
Little Creek	W, 8-6
Washington & Lee	L, 1-2
Cherry Pt. Marines	W, 12-9
Virginia Tech	W, 11-7

## 1947 (19-7)

**COACH:** Gus K. Tebell

Yale	L, 4-6
Dartmouth	W, 8-4
Haverford	W, 19-9
North Carolina	W, 5-3
South Carolina	W, 14-6
Duke	W, 3-2
Quantico Marines	W, 12-9
Michigan	W, 7-4
VMI	W, 7-5
Hampden-Sydney	W, 10-4
VMI	W, 15-3
Richmond	L, 0-2
G. Washington	W, 16-6
Washington & Lee	W, 9-4
William & Mary	W, 8-1
G. Washington	W, 9-7
William & Mary	W, 18-3
North Carolina	L, 5-6
Virginia Tech	L, 4-10
Richmond	L, 0-4
Washington & Lee	W, 13-7
Virginia Tech	L, 6-9
Hampden-Sydney	W, 15-3
Maryland	W, 7-4
Maryland	W, 6-3
Navy	L, 2-9

## 1948 (14-5)

**COACH:** Gus K. Tebell

**CAPTAINS:** Samuel E. Ellington and Joseph W. Rowell  
**MANAGER:** Joe Robinson

March	
22 Akron	W, 15-2
26 at North Carolina	L, 1-3
27 Ohio Wesleyan	W, 17-9
30 Princeton	W, 15-5
31 Princeton	Rain
April	
3 West Virginia	W, 10-1
7 Michigan	Rain
8 Michigan	Rain
10 at Washington & Lee	W, 10-1
12 at Quantico Marines	L, 12-13
16 Quantico Marines	W, 12-2
17 at G. Washington	L, 5-6
21 Richmond	W, 8-1
23 Virginia Tech	W, 10-9
28 VMI	W, 6-5
May	
1 at Richmond	W, 5-2
4 Washington & Lee	Rain
6 North Carolina	W, 4-0
8 at Virginia Tech	L, 2-13
12 Hampden-Sydney	W, 14-1
15 at VMI	W, 6-3
18 Langley Field	W, 18-0
22 at West Virginia	L, 6-7
26 G. Washington	Rain

## 1949 (11-6-4)

**COACH:** Gus K. Tebell

**CAPTAIN:** Neal Wade

**MANAGER:** Theodore Kruger

Springfield	W, 7-2
Rutgers	L, 4-6
Rutgers	L, 5-11
Haverford	W, 3-2
West Virginia	W, 12-2
Harvard	W, 2-0
Michigan	T, 1-1
Yale	T, 1-1
Trinity	W, 3-2
Akron	W, 7-6
North Carolina	L, 5-6
Ohio	L, 0-2
Virginia Tech	W, 7-6
VMI	Rain
Richmond	L, 1-13
Washington & Lee	L, 3-6
Langley Field	Rain
Fort Meade	T, 6-6
Fort Meade	W, 3-1
North Carolina	T, 6-6
Washington & Lee	W, 5-0

VMI	W, 7-2
Virginia Tech	Rain
Richmond	W, 3-2

## 1950 (17-6)

**COACH:** Gus K. Tebell

**CAPTAIN:** Robert Huff

**MANAGER:** John Boyer

Haverford	W, 6-3
Rutgers	Rain
Rutgers	L, 2-3
Akron	W, 27-1
Dartmouth	W, 5-1
Delaware	W, 6-0
Lehigh	W, 4-3
Rensselaer	W, 1-0
Trinity	L, 3-11
Michigan	L, 4-5
Michigan	W, 4-1
Virginia Tech	W, 4-1
Maryland	W, 7-2
Richmond	W, 3-2
VMI	W, 7-6
G. Washington	W, 8-1
North Carolina	W, 9-4
Richmond	W, 1-0
Maryland	L, 2-7
Washington & Lee	W, 2-1
G. Washington	L, 0-2
Virginia Tech	L, 0-9
VMI	W, 13-0
Washington & Lee	Rain
William & Mary	W, 8-0

## 1951 (17-5)

**COACH:** Gus K. Tebell

**CAPTAIN:** Robert Winn

**MANAGER:** Clifford P. McKinney

North Carolina	W, 5-4
Cherry Point	W, 10-0
Camp LeJeune	L, 7-8
Trinity	Rain
Hofstra	W, 2-1
Lehigh	W, 2-1
Akron	W, 9-1
Yale	W, 7-6
Western Reserve	W, 11-8
Dartmouth	Rain
Virginia Tech	W, 4-3
Michigan	L, 4-18
Maryland	Rain
VMI	W, 12-2
Providence	W, 3-2
William & Mary	W, 6-2
Maryland	W, 11-6
G. Washington	W, 23-7
Washington & Lee	W, 4-2
Richmond	Rain
Virginia Tech	L, 1-7
Washington & Lee	L, 7-9
G. Washington	Rain
Washington & Lee	W, 10-6
Richmond	W, 3-2
VMI	W, 7-2
William & Mary	L, 3-6

## 1952 (9-13)

**COACH:** Gus K. Tebell

**CAPTAIN:** Ted Davenport

**MANAGER:** Tom Trotter

North Carolina	L, 0-5
Maryland	W, 11-7
Delaware	L, 8-10
Yale	L, 6-8
Camp LeJeune	W, 7-1
Camp LeJeune	L, 4-10
Cherry Point	W, 7-1
Cherry Point	L, 4-5
Michigan	L, 4-12
Hofstra	W, 5-4
Richmond	L, 3-4
G. Washington	L, 7-14
Maryland	L, 5-7
VMI	W, 12-5
Virginia Tech	W, 1-0
G. Washington	L, 5-12
VMI	W, 9-2
Richmond	L, 1-5
Virginia Tech	L, 2-7
William & Mary	W, 9-4
Washington & Lee	L, 3-5
William & Mary	W, 4-3

## 1953 (12-8)

**COACH:** Gus K. Tebell

**CAPTAIN:** Ted Davenport

**MANAGER:** Tom Trotter

March	
31 Akron	W, 10-3
April	
1 Pennsylvania	W, 7-5
3 Camp LeJeune	L, 3-4
4 Camp LeJeune	L, 1-3
6 Cherry Point	L, 0-9
7 Cherry Point	Rain
9 Ithaca Col.	W, 6-1
11 Michigan	W, 4-3
14 G. Washington	L, 7-8
16 VMI	W, 7-1
18 North Carolina	L, 5-8
20 William & Mary	W, 6-4
23 Virginia Tech	W, 7-6
28 Richmond	L, 3-7
May	
2 Maryland	W, 5-4
4 G. Washington	W, 5-1
7 Maryland	L, 11-12
9 Richmond	W, 8-1
11 Virginia Tech	W, 4-3
14 Washington & Lee	W, 3-2
16 VMI	Rain
18 Washington & Lee	Rain
20 William & Mary	L, 7-8

## 1954 (7-13-1)

**COACH:** Gus K. Tebell

**CAPTAIN:** David Northern

**MANAGER:** John Bazzarre

March	
24 North Carolina	L, 0-2
27 Trinity	L, 5-9
April	
1 Washington Col.	T, 8-8
3 Brown	L, 3-5
6 Harvard	L, 6-9
7 Delaware	W, 13-3
9 Michigan	L, 5-12
10 Michigan	L, 6-13
19 Virginia Tech	W, 3-2
20 Washington & Lee	W, 17-2
23 G. Washington	W, 10-7
24 Richmond	W, 10-7
27 Virginia Tech	L, 2-7
May	
1 Richmond	L, 1-3
5 G. Washington	L, 1-5
6 Maryland	L, 5-6
8 Washington & Lee	W, 9-2
12 VMI	W, 7-3
15 Georgetown	Rain
17 South Carolina	L, 1-2
South Carolina	L, 5-7
21 VMI	L, 5-7

## 1955 (6-16)

**COACH:** Gus K. Tebell

**CAPTAIN:** Harry Lee

**MANAGER:** Harold Williams

March	
29 Maryland*	L, 7-9
April	
2 Colgate	W, 15-5
4 Michigan	W, 8-5
6 South Carolina*	L, 3-10
South Carolina*	L, 3-6
7 Clemson*	L, 2-3
8 Clemson*	L, 9-11
16 Maryland*	L, 5-6
19 NC State*	L, 2-13
20 Washington & Lee	W, 4-3
27 VMI	L, 5-6

# YEAR-BY-YEAR RESULTS

## 1956 (10-13)

**COACH:** Evan J. Male

**CAPTAIN:** Rives Bailey

**MANAGER:** May Read

March

27 Maryland*	W, 8-2
28 Vermont	L, 3-4
30 Clemson*	W, 7-3
31 Clemson*	W, 9-6

April

2 South Carolina*	L, 7-11
3 South Carolina*	W, 8-3
5 Harvard	L, 3-6
9 Virginia Tech	W, 4-2
13 North Carolina*	L, 1-15
14 Duke*	L, 2-8
17 Washington & Lee	W, 8-1
20 NC State*	L, 2-6
21 Wake Forest*	W, 8-4
26 Maryland*	W, 8-6
28 Richmond	L, 0-8

May

1 Wake Forest*	L, 2-5
5 VMI	L, 5-8
8 Duke*	L, 0-10
10 Virginia Tech	L, 4-19
12 Washington & Lee	W, 16-6
16 VMI	W, 4-2
17 NC State*	L, 8-27
19 Richmond	L, 2-6

## 1957 (11-13)

**COACH:** Evan J. Male

**CAPTAIN:** Robert Hardy

**MANAGER:** Tom McKee

March

26 William & Mary	L, 6-7
29 Clemson*	W, 6-2
30 South Carolina*	L, 6-7

April

2 VMI	W, 2-0
5 Harvard	Rain
9 North Carolina*	L, 1-6
10 North Carolina*	L, 4-5
12 Michigan	L, 7-11
13 Maryland*	L, 0-6
16 Colgate	W, 12-6
18 NC State*	L, 3-4
19 Wake Forest*	W, 5-4
20 Duke*	L, 1-2
22 Virginia Tech	L, 3-7
26 Maryland*	W, 12-3
27 VMI	W, 10-4
29 NC State*	W, 19-6
30 Wake Forest*	L, 0-7

May

4 Duke*	L, 1-8
8 Washington & Lee	L, 2-5
10 South Carolina*	W, 5-0
11 Clemson*	W, 8-3
13 Washington & Lee	W, 11-4
15 Richmond	L, 2-3
17 Virginia Tech	W, 5-1

## 1958 (5-15)

**COACH:** Evan J. Male

**CAPTAIN:** Winthrop Hall

**MANAGER:** Norman K. Moon

April

1 Harvard	L, 2-5
4 Clemson*	L, 1-10
7 NC State*	L, 5-8
8 Duke*	L, 4-5
14 Clemson*	L, 4-10
15 South Carolina*	W, 3-0 (7)
South Carolina*	W, 7-3 (7)
19 VMI	L, 5-13
21 NC State*	W, 3-2
26 Richmond	L, 0-17
30 Maryland*	W, 7-2

May

3 North Carolina*	L, 1-7
8 Virginia Tech	W, 6-5
10 North Carolina*	L, 7-15
12 Wake Forest*	L, 2-13 (7)
Wake Forest*	L, 1-6 (7)
14 William & Mary	L, 9-10
15 Washington & Lee	L, 5-11
17 Maryland*	L, 5-9
19 Richmond	L, 0-8

## 1959 (10-9)

**COACH:** Evan J. Male

**CAPTAIN:** Reece Whitley

**MANAGER:** Peter Gilbert

March

23 Ohio Wesleyan	W, 13-2
27 Clemson*	L, 1-13
28 South Carolina*	L, 1-6

April

3 Pittsburgh	W, 7-4
7 William & Mary	W, 4-3
14 South Carolina*	W, 1-0
15 Clemson*	W, 4-3
18 Maryland*	L, 6-7 (10)
24 Duke*	W, 8-3
25 NC State*	W, 4-3 (7)
NC State*	W, 11-4 (7)

May

1 Wake Forest*	L, 2-5
2 North Carolina*	L, 3-15
5 Virginia Tech	L, 3-9
7 Maryland*	W, 7-6 (10)
8 North Carolina*	L, 2-5
9 Wake Forest*	L, 3-5
14 Washington & Lee	W, 5-0
16 Duke*	L, 6-14

## 1960 (3-15-2)

**COACH:** Thomas E. Davenport

**CAPTAIN:** William Power

**MANAGER:** Edward A. Smith

April

2 Yale	L, 4-11
6 Harvard	T, 2-2 (11)
8 Clemson*	L, 5-15
9 South Carolina*	L, 3-12
13 VMI	L, 6-19
14 Wake Forest*	L, 6-10
15 Duke*	T, 7-7
18 South Carolina*	W, 8-5
19 Clemson*	L, 2-6
23 NC State*	L, 4-15
25 North Carolina*	L, 0-13
30 Maryland*	W, 12-11 (10)

May

2 NC State*	L, 6-13
3 North Carolina*	L, 8-11
7 Richmond	L, 4-7
9 Wake Forest*	L, 1-5 (10)
10 Duke*	L, 1-5 (8)
Duke*	L, 0-6 (7)
16 Maryland*	W, 13-12
18 Virginia Tech	L, 7-9

## 1961 (7-11)

**COACH:** Thomas E. Davenport

**CAPTAIN:** William Timberlake

**MANAGER:** G. S. Fitzhugh, Jr.

March

26 Rhode Island	W, 5-3
-----------------	--------

April

1 Clemson*	L, 9-23
4 Colgate	L, 5-7
7 VMI	W, 8-3
10 Maryland*	L, 0-2
12 Virginia Tech	W, 17-10
14 Wake Forest*	L, 6-12
15 Duke*	L, 2-9
21 South Carolina*	W, 5-2
22 Clemson*	L, 6-10
29 Wake Forest*	L, 0-8

May

2 Maryland*	W, 5-2
5 NC State*	L, 3-10
6 North Carolina*	W, 4-2
North Carolina*	W, 7-2
12 NC State*	L, 2-4
19 Richmond	L, 3-7
Duke*	L, 1-5

## 1962 (11-12)

**COACH:** James O. West

**CAPTAIN:** George Farson

**MANAGER:** unknown

March

29 Yale	L, 7-9 (11)
30 Rutgers	L, 2-10

April

2 Maine	L, 0-5
3 Harvard	L, 2-4
16 Clemson*	L, 2-11 (7)
Clemson*	W, 7-5
18 Virginia Tech	L, 0-9
20 NC State*	L, 9-10
21 North Carolina*	W, 2-1
23 Pittsburgh	W, 4-2

27 Wake Forest*	W, 3-0
28 Duke*	L, 2-9

May

1 William & Mary	W, 7-3
2 VMI	L, 1-7
4 NC State*	L, 6-14
5 North Carolina*	W, 11-5
8 Maryland*	W, 3-1 (8)
10 Duke*	W, 11-9
11 Wake Forest*	W, 3-2 (10)
16 Maryland*	W, 2-0
19 South Carolina*	W, 13-0 (7)
19 South Carolina*	L, 4-8
22 Wake Forest**	L, 0-7

\*\* Playoff for ACC Championship

## 1963 (9-13)

**COACH:** James O. West

**CAPTAIN:** Scott Carter

March

28 Michigan State	L, 5-9
29 Yale	W, 12-7

April

2 Harvard	L, 0-8
3 Harvard	L, 4-5
5 Delaware	W, 5-3
9 Connecticut	L, 1-10
12 Clemson*	W, 5-4
13 Clemson*	L, 4-9
15 South Carolina*	W, 9-6
16 South Carolina*	W, 11-1
19 Wake Forest*	L, 6-11
20 Duke*	L, 5-7
23 Maryland*	L, 5-7
26 NC State*	W, 15-7
27 North Carolina*	W, 5-2
30 VMI	W, 12-1

May

3 NC State*	W, 9-8 (10)
4 North Carolina*	L, 4-12
7 William & Mary	L, 5-6
10 Wake Forest*	L, 4-5
11 Duke*	L, 6-8
18 Richmond	L, 4-8

## 1964 (9-10)

**COACH:** James O. West

**CAPTAIN:** Jules Lambiotte

**MANAGER:** Donald R. Grimes

March

23 Michigan State	L, 3-4
24 Bucknell	W, 10-2
27 Clemson*	L, 1-9
28 Clemson*	L, 9-11
30 South Carolina*	W, 10-7
31 South Carolina*	W, 4-2

April

3 Yale	W, 6-1
10 Rhode Island	W, 10-3
14 William & Mary	W, 2-0 (6)
17 Wake Forest*	L, 1-4
18 Duke*	W, 5-0
24 NC State*	W, 2-1
25 North Carolina*	L, 0-1

May

1 NC State*	L, 3-5
2 North Carolina*	L, 4-9
6 Richmond	L, 1-2
8 Duke*	W, 2-1
9 Wake Forest*	L, 0-5
14 Maryland*	L, 4-8

## 1965 (10-13 or 11-12)

**COACH:** James O. West

**CAPTAIN:** George Farson

March

29 Old Dominion	L, 1-9
31 Colgate	L, 3-5

April

1 Yale	L, 1-5
2 Yale	W, 3-1
7 Harvard	NA
Harvard	W, 2-1
9 Duke*	W, 3-1
10 Wake Forest*	L, 2-6
16 South Carolina*	L, 0-3
17 South Carolina*	W, 4-3
19 Clemson*	L, 2-5
20 Clemson*	W, 1-0
24 Georgetown	W, 4-3
29 VMI	L, 2-3
30 Duke*	W, 8-3

May

1 Wake Forest*	W, 7-1
5 Richmond	W, 5 or 4-3
8 North Carolina*	W, 5-2

11 Maryland*	L, 0-5
Maryland*	L, 1-3
13 NC State*	L, 3-6
14 NC State*	L, 4-10
15 North Carolina*	L, 2-3

## 1966 (6-19)

**COACH:** James O. West

**MANAGER:** Chris Sheep

March

21 Davidson	L, 1-7
22 Davidson	L, 4-7
23 Wofford	L, 3-13
24 Furman	W, 12-11
25 South Carolina*	L, 5-6
26 South Carolina*	L, 2-11
31 Virginia Tech	L, 1-7

April

1 Yale	W, 2-1
4 Marietta	L, 1-4
7 Old Dominion	L, 3-6
11 Clemson*	L, 4-8
12 Clemson*	L, 3-18
15 Wake Forest*	W, 7-2
16 Duke*	L, 1-3 (11)
20 Pittsburgh	L, 1-7
22 NC State*	W, 4-0
23 North Carolina*	L, 2-3
25 Georgetown	Rain
26 Maryland*	L, 1-11
29 Duke*	L, 0-4
30 Wake Forest*	L, 0-10

May

3 Richmond	L, 5-7
6 NC State*	L, 0-2
7 North Carolina*	L, 1-2
10 Maryland*	W, 5-4
17 VMI	W, 12-6

## 1967 (13-9)

**COACH:** James O. West

**CAPTAIN:** Ronnie Bugnar

March

21 Davidson	W, 8-3
23 East Carolina	W, 13-0
24 East Carolina	W, 3-1 (11)
27 Rochester	W, 7-6
28 Rochester	W, 8-7

April

1 Old Dominion	L, 4-5
5 Ashland	W, 4-0
7 Wake Forest*	L, 5-7
8 Duke*	W, 6-4
12 VMI	W, 2-0
14 North Carolina*	L, 1-7
15 NC State*	W, 4-3
18 Maryland*	L, 3-7
21 Duke*	W, 10-3
22 Wake Forest*	W, 1-0
26 Virginia Tech	Rain
28 Richmond	L, 0-1

May

1 South Carolina*	L, 1-8
2 South Carolina*	L, 0-3
5 North Carolina*	L, 1-2 (10)
NC State*	L, 3-5
9 Maryland*	Rain
6 Clemson*	W, 7-2
11 Clemson*	W, 2-0

## 1968 (9-21)

**COACH:** James O. West

**CAPTAIN:** Yates Hall

March

25 East Carolina	L, 4-7
26 East Carolina	L, 2-5
East Carolina	L, 4-11
27 Campbell	L, 1-4
28 Pembroke	L, 3-8
29 Clemson*	L, 4-6
30 South Carolina*	W, 3-2
South Carolina*	W, 2-1

April

1 Ashland	L, 2-8
2 Ashland	W, 3-2
3 Brown	W, 8-7
5 NC State*	Rain
6 North Carolina*	L, 2-3
North Carolina*	W, 4-1
10 Richmond	W, 4-2
12 Duke*	L, 1-6
Duke*	L, 3-6
13 Wake Forest*	L, 5-7
15 Old Dominion	W, 2-1
18 Virginia Tech	L, 0-20
23 Maryland*	L, 1-12

24 VMI	Rain
26 South Carolina*	L, 1-5
30 William & Mary	L, 4-7

May

3 Duke*	W, 6-2
4 Wake Forest*	L, 0-15
Wake Forest*	W, 6-0
7 Maryland*	L, 1-4
Maryland*	L, 0-4
10 North Carolina*	L, 0-6
11 NC State*	L, 1-4
NC State*	L, 1-6
12 Clemson*	Rain
Clemson*	Rain



# YEAR-BY-YEAR RESULTS

## 1971 (20-9)

COACH: James O. West

March	
23 Oneonta (N.Y.)	W, 7-3
24 Massachusetts	W, 7-4
27 at East Carolina	W, 9-5
28 at East Carolina	W, 1-0
30 at Davidson	W, 7-3
31 Maine	W, 5-4

### April

2 at Old Dominion	W, 9-6
3 at William & Mary	L, 3-4
4 Ashland	W, 10-4
5 Syracuse	W, 12-1
9 at Duke*	W, 3-0
10 at Wake Forest*	W, 4-3
16 at Richmond	W, 28-2
17 at Pembroke	W, 3-2
18 NC State*	L, 0-3
22 at Washington & Lee	W, 15-6
24 at North Carolina*	L, 5-12
25 at NC State*	W, 3-1
26 VMI	W, 9-2
29 Virginia Tech	L, 4-5
24 North Carolina*	W, 5-4

### May

1 Wake Forest*	W, 11-2
2 Duke*	W, 3-0
4 Maryland*	L, 0-1
6 at Clemson*	W, 16-5
7 at Clemson*	L, 2-7
8 at South Carolina*	L, 2-3
9 at South Carolina*	L, 7-8
13 at Maryland*	L, 1-6

## 1972 (18-15)

NCAA DISTRICT III PLAYOFFS

COACH: James O. West

March	
25 at East Carolina	L, 11-13
26 at East Carolina	W, 6-2
28 Indiana State (Pa.)	L, 8-9
29 Yale	W, 2-1
30 Yale	W, 3-1
31 Syracuse	W, 2-0

### April

2 at Jacksonville	L, 10-13
3 at Florida	L, 0-2
4 at Florida State	L, 6-8
5 at Florida State	L, 7-14
6 at Erskine	L, 9-10
8 at NC State*	W, 3-1
at NC State*	L, 1-5
9 at North Carolina*	L, 1-8
10 Oneonta	W, 8-2
15 Duke*	L, 2-4
16 Wake Forest*	W, 6-1
19 Maryland*	L, 1-2
Maryland*	W, 4-1

25 at VMI	W, 9-4
27 William & Mary	L, 5-17
29 at Wake Forest*	W, 8-7
at Wake Forest*	W, 2-0
30 at Duke*	W, 4-3

### May

5 Old Dominion	L, 4-6
6 Clemson*	W, 4-3
Clemson*	W, 5-2
7 Clemson*	W, 5-2
10 Virginia Tech	W, 4-2

June

1 Richmond+ (6)	W, 18-2
2 Mississippi+ (6)	W, 9-3
South Alabama+ (6)	L, 1-6
Mississippi+ (6)	L, 0-9

## 1973 (16-12-2)

COACH: James O. West

March	
10 at East Carolina	L, 2-5
11 at East Carolina	W, 7-4
17 at Pembroke State	L, 3-5
18 at Pembroke State	L, 3-7
24 North Carolina*	L, 5-6
25 NC State*	T, 1-1
29 Maryland*	W, 4-3

### April

2 at Georgia Tech	W, 6-4
3 at Georgia Tech	T, 11-11
5 at Davidson	W, 12-4
6 at Clemson*	W, 6-4
7 at NC State*	W, 5-1
at NC State*	L, 3-6
8 at North Carolina*	L, 2-6
10 Maryland*	W, 14-2
13 Wake Forest*	W, 11-0
Wake Forest*	L, 1-3

14 Duke*	W, 8-0
Duke*	W, 6-3
15 Clemson*	L, 3-11
17 Oneonta (N.Y.)	W, 10-0

### ACC First Round

19 Maryland#	W, 7-1
NC State#	W, 2-1

### ACC Final Four

20-22 Clemson#	L, 1-3
20-22 NC State#	L, 3-9
24 Richmond	L, 2-5
29 at William & Mary	W, 9-1
30 at Old Dominion	W, 7-5

### May

1 VMI	W, 11-1
6 Virginia Tech	L, 4-7

## 1974 (21-17)

COACH: James O. West

March	
2 at Jacksonville	L, 10-12
3 at Jacksonville	W, 10-0
4 at Georgia Tech	W, 14-6
5 at Georgia Tech	L, 2-4
6 at West Georgia	W, 4-3
7 at Georgia Tech	L, 3-8
8 at South Carolina	L, 0-2
at South Carolina	L, 3-7
9 at Pembroke State	W, 4-1
10 at Pembroke State	W, 7-3
17 Westfield State	W, 15-1
18 at East Carolina	L, 0-3
22 Richmond	L, 0-7
23 Lafayette	W, 6-4
24 Lafayette	L, 4-5
27 Mansfield State	W, 4-1
28 Old Dominion	W, 7-3
31 at NC State*	L, 5-7

### April

2 at Maryland*	L, 1-5
3 Maine	L, 4-10
7 Duke*	W, 12-1
11 at VMI	W, 6-4 (12)
12 Virginia Tech	W, 8-6
13 Wake Forest*	W, 10-4
Wake Forest*	W, 7-4
14 NC State*	L, 3-8
16 at Virginia Tech	W, 3-2 (10)
17 William & Mary	W, 9-3
19 at Clemson*	L, 2-3 (16)
at Clemson*	W, 4-1
20 at Duke*	W, 2-1
21 at North Carolina*	L, 0-5
at North Carolina*	L, 5-6
22 Maryland*	W, 11-4
25 Maryland#	W, 6-0
26 NC State*	W, 3-2
27 NC State#	L, 1-3
28 Clemson#	L, 6-9

### April

2 at Maryland*	L, 1-5
3 Maine	L, 4-10
7 Duke*	W, 12-1
11 at VMI	W, 6-4 (12)
12 Virginia Tech	W, 8-6
13 Wake Forest*	W, 10-4
Wake Forest*	W, 7-4
14 NC State*	L, 3-8
16 at Virginia Tech	W, 3-2 (10)
17 William & Mary	W, 9-3
19 at Clemson*	L, 2-3 (16)
at Clemson*	W, 4-1
20 at Duke*	W, 2-1
21 at North Carolina*	L, 0-5
at North Carolina*	L, 5-6
22 Maryland*	W, 11-4
25 Maryland#	W, 6-0
26 NC State*	W, 3-2
27 NC State#	L, 1-3
28 Clemson#	L, 6-9

## 1975 (14-12)

COACH: James O. West

March	
8 at Jacksonville	W, 10-0
9 at Jacksonville	W, 5-2
13 at South Carolina	L, 0-6
14 at South Carolina	L, 4-5 (11)
15 at Pembroke	L, 2-4
18 at William & Mary	W, 3-1
25 Rhode Island	W, 20-6
26 Oneonta State	W, 12-2
27 Rhode Island	W, 5-1
28 at Richmond	L, 0-14
29 Wake Forest*	L, 3-4

### April

1 Maryland*	L, 3-11
2 at Virginia Tech	W, 5-3
4 at Clemson*	W, 2-4
5 at North Carolina*	L, 1-5
6 at Duke*	W, 7-3
7 at VMI	W, 11-1
9 Richmond	W, 13-9
12 at Wake Forest*	W, 7-2
13 at NC State*	L, 0-2
at NC State*	L, 1-4
17 Virginia Tech	W, 10-1
18 Clemson*	L, 3-6
19 Duke*	W, 13-9
20 North Carolina*	W, 3-2
North Carolina*	L, 2-5

## 1976 (17-22)

COACH: James O. West

March	
6 at Georgia Tech	W, 9-7
7 at Georgia Tech	L, 2-3
at Western Kentucky	L, 3-5
8 at Mercer	L, 1-2
9 at Mercer	L, 4-6
10 at Mercer (Atlanta)	L, 1-5
12 at South Carolina	L, 6-9 (11)
13 at South Carolina	L, 1-13
14 at Atlantic Christian	W, 7-5
16 Liberty Baptist	W, 16-6
18 Lock Haven	W, 5-3
19 Lock Haven	L, 8-17
20 William & Mary	W, 7-4
21 Richmond	W, 12-3
23 Oneonta (NY)	W, 4-3
24 James Madison	L, 8-9
26 at Virginia Tech	L, 6-10
27 at Wake Forest*	W, 1-0
28 at NC State*	W, 3-2
29 Mansfield State	W, 3-2
30 Mansfield State	L, 4-10

### April

2 Virginia Tech	L, 2-3
3 North Carolina*	L, 0-19
4 Duke*	W, 4-3 (11)
5 Duke*	W, 6-3
6 at Maryland*	L, 1-2
8 at VMI	W, 8-6
9 at James Madison	W, 8-5
10 Wake Forest*	L, 4-9
11 NC State*	L, 3-8
13 Maryland*	L, 1-8
14 Old Dominion	W, 16-5
16 at Clemson*	L, 0-9
17 at Clemson	L, 0-9
18 at North Carolina*	L, 3-4
22 North Carolina#	W, 8-6
Maryland#	L, 4-8
Wake Forest#	W, 8-2
Maryland#	L, 8-14

### April

2 Virginia Tech	L, 2-3
3 North Carolina*	L, 0-19
4 Duke*	W, 4-3 (11)
5 Duke*	W, 6-3
6 at Maryland*	L, 1-2
8 at VMI	W, 8-6
9 at James Madison	W, 8-5
10 Wake Forest*	L, 4-9
11 NC State*	L, 3-8
13 Maryland*	L, 1-8
14 Old Dominion	W, 16-5
16 at Clemson*	L, 0-9
17 at Clemson	L, 0-9
18 at North Carolina*	L, 3-4
22 North Carolina#	W, 8-6
Maryland#	L, 4-8
Wake Forest#	W, 8-2
Maryland#	L, 8-14

## 1977 (11-21-1)

COACH: James O. West

March	
12 at South Carolina	L, 2-8
13 at Pembroke	W, 6-2
14 at Furman	W, 9-2
15 at Furman	L, 4-5
16 at Erskine	W, 5-1
17 at Georgia	L, 2-4
18 at Lehigh	L, 3-8
at Georgia Southern	L, 2-13
19 at Georgia Southern	L, 2-3
20 Atlantic Christian	Cancelled
21 James Madison	L, 4-9
22 Oneonta (NY)	W, 8-0
23 Oneonta	Cancelled
24 Fairfield	L, 5-9
25 Fairfield	L, 4-9
26 Wake Forest*	L, 2-3
27 NC State*	L, 0-6
28 Mansfield State	W, 10-0
29 Virginia Tech	L, 9-12
30 at Liberty Baptist	L, 2-3
31 VMI	W, 16-1

### April

1 at Richmond	W, 5-4
3 Duke*	Cancelled
4 Duke*	Cancelled
5 George Mason	Cancelled
6 at Maryland*	T, 4-4
7 Pembroke	L, 2-4
8 at Virginia Tech	L, 7-9
9 at Wake Forest*	L, 0-10
10 at NC State*	L, 1-8
11 Maryland*	L, 0-3
12 at William & Mary	W, 2-1
13 at Old Dominion	W, 16-0
14 Richmond	W, 10-3
15 North Carolina*	W, 8-3
North Carolina*	L, 4-7
16 Clemson*	L, 3-8
17 Clemson*	L, 4-26
20 Maryland #	L, 1-4

### April

1 at Richmond	W, 5-4
3 Duke*	Cancelled
4 Duke*	Cancelled
5 George Mason	Cancelled
6 at Maryland*	T, 4-4
7 Pembroke	L, 2-4
8 at Virginia Tech	L, 7-9
9 at Wake Forest*	L, 0-10
10 at NC State*	L, 1-8
11 Maryland*	L, 0-3
12 at William & Mary	W, 2-1
13 at Old Dominion	W, 16-0
14 Richmond	W, 10-3
15 North Carolina*	W, 8-3
North Carolina*	L, 4-7
16 Clemson*	L, 3-8
17 Clemson*	L, 4-26
20 Maryland #	L, 1-4

## 1978 (18-14)

COACH: James O. West

March	
9 at Virginia Tech	Cancelled
11 at South Carolina	W, 4-1
12 at South Carolina	L, 3-13
13 at Erskine	W, 9-2
14 at Furman	L, 3-6
15 at Furman	Cancelled

16 at Clemson*	L, 4-14
17 at Clemson*	L, 3-4
18 at Pembroke State	W, 5-4
19 at Pembroke State	W, 3-1
21 Oneonta State	W, 20-6
22 Oneonta State	W, 10-9
23 Mansfield State	W, 4-3
24 Mansfield State	W, 10-9
29 Maryland*	L, 7-8
30 Richmond	L, 3-4
31 at VMI	W, 6-1

### April

1 NC State*	L, 4-17
2 North Carolina*	L, 11-12
3 at Richmond	L, 9-11
4 George Mason	W, 13-8
5 Old Dominion	W, 12-4
6 Liberty Baptist	W, 5-1
7 Duke*	W, 6-5
8 at North Carolina*	W, 8-4
9 at Duke*	L, 5-6
11 Maryland*	W, 28-5 (7)
12 William & Mary	W, 9-4
13 James Madison	L, 6-8
14 at Virginia Tech	W, 10-1
15 at NC State*	W, 5-2
16 at Wake Forest*	L, 3-4
17 at Wake Forest*	L, 7-9
20 Wake Forest#	L, 2-16

### April

2 Virginia Tech	L, 2-3
3 North Carolina*	L, 0-19
4 Duke*	W, 4-3 (11)
5 Duke*	W, 6-3
6 at Maryland*	L, 1-2
8 at VMI	W, 8-6
9 at James Madison	W, 8-5
10 Wake Forest*	L, 4-9
11 NC State*	L, 3-8
13 Maryland*	L, 1-8
14 Old Dominion	W, 16-5
16 at Clemson*	L, 0-9
17 at Clemson	L, 0-9
18 at North Carolina*	L, 3-4
22 North Carolina#	W, 8-6
Maryland#	L, 4-8
Wake Forest#	W, 8-2
Maryland#	L, 8-14

### April

2 Virginia Tech	L, 2-3
3 North Carolina*	L, 0-19
4 Duke*	W, 4-3 (11)
5 Duke*	W, 6-3
6 at Maryland*	L, 1-2
8 at VMI	W, 8-6
9 at James Madison	W, 8-5
10 Wake Forest*	L, 4-9
11 NC State*	L, 3-8
13 Maryland*	L, 1-8
14 Old Dominion	W, 16-5
16 at Clemson*	L, 0-9
17 at Clemson	L, 0-9
18 at North Carolina*	L, 3-4
22 North Carolina#	W, 8-6
Maryland#	L, 4-8
Wake Forest#	W, 8-2
Maryland#	L, 8-14

### April

1 at Wake Forest*	L, 4-14
3 George Mason	Cancelled
4 Maryland*	Cancelled
7 at North Carolina*	L, 2-4
8 at NC State*	W, 6-4
Richmond	Cancelled
12 at Virginia Tech	W, 9-2
William & Mary	Cancelled
14 Wake Forest*	L, 5-8
15 VCU	W, 17-4
16 at Virginia Tech	L, 0-4
18 Maryland*	L, 2-3 (7)
Maryland*	L, 2-4 (7)
19 Richmond	W, 12-3 (7)
Richmond	W, 12-3 (7)
at VCU	L, 3-14
21 NC State*	W, 5-4
22 North Carolina*	W, 3-2
23 William & Mary	W, 4-2
25 Clemson*	L, 4-10
26 Clemson*	Cancelled
29 at Old Dominion	W, 6-4

# YEAR-BY-YEAR RESULTS

29 William & Mary W, 12-4  
30 East Carolina L, 10-18  
31 Maryland\* W, 11-7

April  
1 VCU W, 16-15  
2 at Richmond L, 9-14  
4 Wake Forest\* W, 7-5 (7)  
5 Wake Forest\* W, 15-14 (7)  
5 Oneonta State W, 5-4  
6 Oneonta State W, 20-1 (7)  
7 at Maryland\* L, 12-15  
8 at Lynchburg L, 2-5  
9 at James Madison L, 5-13  
10 North Carolina\* W, 9-8  
11 NC State\* L, 5-12  
12 Towson State W, 19-6  
13 Liberty Baptist W, 26-5  
16 at Georgia Tech\* L, 4-6 (7)  
at Georgia Tech\* L, 2-12 (7)  
17 at Clemson\* L, 1-9  
18 at Clemson\* L, 6-17  
19 Longwood W, 13-11  
21 at Wake Forest# W, 10-4  
22 at North Carolina# W, 6-3  
23 at Clemson\* W, 6-4  
24 at Wake Forest# L, 3-7  
25 at North Carolina# L, 2-3 (12)  
28 James Madison L, 3-14  
29 at VMI L, 1-8 (7)  
at VMI W, 4-1 (7)  
30 Virginia Tech L, 6-10  
May  
1 Virginia Tech L, 4-13  
2 at Virginia Tech L, 2-9  
3 at VCU W, 17-1  
4 at Liberty Baptist L, 10-12

## 1983 (12-25)

### COACH: Dennis Womack

March  
5 VCU W, 11-8 (7)  
VCU W, 5-4 (7)  
11 at UNC-Wesleyan L, 0-18  
13 at Central Florida L, 6-7  
14 vs. Rollins (11) L, 4-9  
vs. Yale (11) L, 2-14  
16 vs. Stetson (11) L, 1-10  
17 vs. Michigan (11) L, 2-6  
18 vs. Rollins (11) L, 5-6  
19 vs. Michigan (11) L, 3-6  
20 vs. Yale (11) L, 7-13  
22 Georgia Tech\* L, 8-19  
23 Georgia Tech\* W, 15-2  
24 VMI W, 11-3  
25 Brown L, 6-10  
26 NC State\* W, 4-2  
28 SUNY-Oneonta W, 9-5  
29 at James Madison L, 0-3 (7)  
at James Madison W, 11-6 (7)  
30 Maryland\* L, 0-13  
April  
1 at Wake Forest\* L, 3-10  
4 at William & Mary W, 7-4  
12 at Maryland\* W, 6-5  
13 at Richmond L, 6-7  
14 Clemson\* L, 1-8  
16 at NC State\* W, 8-7  
17 at North Carolina\* L, 5-11 (7)  
at North Carolina\* L, 0-8 (7)

20 Clemson# (10) L, 5-12  
21 Georgia Tech# (10) W, 8-1  
22 Maryland# (10) W, 5-2  
24 North Carolina# (10) L, 4-5 (11)  
26 at Old Dominion L, 2-5  
at Old Dominion L, 0-5  
29 at Virginia Tech L, 10-11  
30 Virginia Tech L, 3-8  
May  
1 at Virginia Tech L, 11-12

## 1984 (25-17)

### COACH: Dennis Womack

March  
4 George Mason W, 12-1  
7 Liberty Baptist W, 4-3  
9 at Georgia Tech\* L, 2-7  
10 at Georgia Tech\* W, 13-1  
11 at Newberry W, 13-6  
12 at Furman W, 4-3  
14 at Newberry W, 8-4  
15 at Clemson\* L, 2-6  
16 at Clemson\* L, 2-7  
17 at Wofford W, 3-1  
at Wofford W, 9-8  
20 Providence W, 10-4  
22 St. John's W, 9-1  
23 G. Washington W, 16-15  
24 at North Carolina\* L, 4-10  
25 at NC State\* L, 0-1  
26 Oneonta W, 7-0  
27 VCU W, 3-1  
30 Brown W, 9-8  
31 Duke\* W, 5-3  
April  
1 Wake Forest\* L, 1-2  
3 at VMI W, 11-4  
6 at Richmond W, 3-2  
7 at Duke\* W, 5-3  
8 at Wake Forest\* W, 6-4  
9 Longwood L, 1-2  
10 William & Mary W, 12-9  
11 at Maryland\* L, 3-4  
at Maryland\* L, 1-2  
12 Richmond W, 9-8  
14 North Carolina\* L, 1-5  
15 NC State\* L, 3-14  
16 Norfolk State W, 10-1  
18 NC State# (13) L, 0-10  
19 Clemson# (13) L, 6-7  
25 James Madison L, 3-5  
James Madison W, 11-1  
27 vs. Virginia Tech (19) L, 4-9  
28 vs. Virginia Tech (19) L, 3-5  
29 vs. Virginia Tech (19) L, 9-10  
30 vs. George Mason (7) W, 3-1

## 1985 (38-16)

### NCAA ATLANTIC REGIONAL

### COACH: Dennis Womack

February  
27 at William & Mary W, 12-3  
March  
1 Seton Hall W, 3-0  
2 Seton Hall L, 2-4 (7)  
Seton Hall W, 11-7 (5)  
5 at VCU W, 7-6  
6 at VMI W, 5-1  
9 at Columbus (Ga.) W, 12-3 (7)

at Columbus (Ga.) W, 7-1 (7)  
10 at Huntington (Ala.) W, 10-8  
11 at Auburn W, 9-8  
12 at Auburn L, 5-8  
13 at Auburn L, 11-12  
14 at Furman W, 12-11 (10)  
16 North Carolina\* W, 7-6  
17 NC State\* W, 22-6  
18 Westfield State W, 9-7  
19 Coast Guard W, 18-4  
20 Providence W, 15-6  
21 Rider W, 7-3  
23 at NC State\* L, 2-3  
24 at North Carolina\* L, 5-6  
25 SUNY-Oneonta W, 8-1  
26 at Richmond W, 7-0  
27 VCU W, 9-7  
28 Clemson\* W, 19-1  
30 Georgia Tech\* L, 4-8  
31 Georgia Tech\* W, 9-4  
April  
1 Liberty Baptist L, 14-16  
2 Longwood W, 3-2  
3 Maryland\* W, 17-4  
4 at George Mason L, 4-5 (10)  
6 at Duke\* W, 19-8  
7 at Wake Forest\* W, 10-3  
8 James Madison L, 9-18  
9 Old Dominion W, 5-4 (10)  
10 at Maryland\* L, 7-8  
11 William & Mary W, 7-6  
12 Norfolk State W, 14-8  
13 Wake Forest\* W, 4-3  
14 Duke\* W, 8-2  
17 vs. Wake# (27) L, 4-9  
18 vs. NC State# (27) W, 7-0  
19 vs. N. Carolina# (27) W, 10-3  
20 vs. Clemson# (27) L, 8-10  
23 at Old Dominion L, 1-3  
25 at James Madison W, 9-6 (10)  
27 at Virginia Tech L, 13-14  
28 Virginia Tech W, 3-2  
29 at Liberty Baptist W, 5-3  
30 VMI W, 8-5  
May  
1 at George Mason W, 9-5  
24 vs. Florida+ (28) W, 14-1  
25 at Miami+ (28) L, 6-11  
26 vs. Florida+ (28) L, 2-15

## 1986 (27-22)

### COACH: Dennis Womack

February  
26 at William & Mary W, 9-7 (8)  
28 Seton Hall Snow  
March  
1 Seton Hall W, 13-2  
2 Seton Hall W, 5-3  
Seton Hall W, 3-2  
4 James Madison W, 3-2  
5 George Mason W, 4-1  
8 at Georgia Tech\* L, 7-9  
9 at Georgia Tech\* L, 4-18  
11 at Furman L, 1-7 (7)  
at Furman L, 4-5  
12 at Clemson\* L, 4-15  
13 at Clemson\* Rain  
15 Connecticut (9) W, 12-2 (7)  
Connecticut (9) W, 8-6 (7)

16 at East Carolina L, 5-9  
18 Providence W, 13-5  
20 VCU W, 7-6  
21 North Carolina\* L, 4-6  
22 Ohio University W, 10-9 (7)  
Ohio University W, 10-1 (7)  
23 Ohio University W, 6-3  
24 Liberty L, 5-9  
26 at Georgetown L, 6-7 (10)  
27 G. Washington L, 10-11  
29 at North Carolina\* L, 14-15  
30 at NC State\* L, 1-2  
April  
1 Towson State W, 9-8  
2 Old Dominion L, 2-6  
4 William & Mary W, 5-4  
5 NC State\* L, 1-2  
8 at James Madison L, 5-9  
9 at VMI W, 12-9  
11 at Richmond W, 16-6  
12 Duke\* W, 11-8  
13 Wake Forest\* L, 2-4  
14 at Virginia Tech W, 11-8  
15 Richmond Rain  
18 at VCU Rain  
19 at Duke\* W, 5-2 (10)  
20 at Wake Forest\* W, 15-12  
21 Virginia Tech L, 12-13 (12)  
22 VMI (12) W, 17-0 (7)  
23 at Maryland\* W, 5-3  
24 at Old Dominion L, 2-11  
25 vs. George Mason (7) L, 8-10  
26 at West Chester L, 3-4  
27 at Rider W, 7-1  
28 Jacksonville W, 8-2  
29 at Liberty L, 2-3  
30 Maryland\* W, 14-10  
May  
14 vs. N. Carolina# (13) L, 4-5  
16 vs. N. Carolina# (13) L, 7-9

## 1987 (18-30)

### COACH: Dennis Womack

February  
28 at East Carolina Rain  
at East Carolina Rain  
March  
1 at East Carolina Rain  
2 at Liberty L, 3-5  
3 at William & Mary L, 12-13 (8)  
4 VCU W, 6-1  
7 at UAB L, 6-21  
8 at UAB L, 8-9 (8)  
9 at UAB Rain  
10 at Auburn L, 2-4  
11 at Auburn L, 4-7  
12 at Georgia Tech\* L, 2-18  
13 at Clemson\* L, 4-6  
14 at Clemson\* L, 2-9  
15 at South Carolina L, 3-7  
17 Providence (8d) W, 14-9  
20 Kent State L, 3-7  
21 Kent State L, 5-21 (7)  
Kent State W, 14-4 (7)  
22 Kent State W, 11-6  
23 Georgetown L, 6-7  
24 VMI W, 8-0  
25 at James Madison L, 1-5 (8)  
26 William & Mary W, 9-8

27 Rider Col. W, 24-2 (7d)  
28 Georgia Tech\* W, 3-2  
29 Georgia Tech\* W, 19-3  
31 at George Mason Rain  
April  
1 Old Dominion W, 4-3  
2 at Richmond W, 10-2  
4 Wake Forest\* W, 9-2  
6 James Madison Rain  
7 Richmond W, 8-4  
8 Maryland\* W, 7-4  
11 at NC State\* L, 3-21 (7)  
at NC State\* L, 3-5 (7)  
12 at North Carolina\* L, 6-10  
13 Clemson\* L, 4-11  
14 Seton Hall L, 3-4 (12)  
15 at Maryland\* L, 1-6  
17 NC State\* Rain  
19 North Carolina\* L, 1-4 (7)  
North Carolina\* L, 1-9 (7)  
20 Liberty W, 8-6  
21 at Old Dominion L, 1-5  
22 Maryland\* W, 10-7  
23 at VCU W, 13-6  
24 at Duke\* Rain  
25 at Duke\* Rain  
at Duke\* Rain  
26 at Wake Forest\* L, 4-5 (7)  
at Wake Forest\* L, 1-6 (7)  
28 George Mason (7) W, 10-9  
May  
9 Virginia Tech L, 3-8  
10 vs. Va Tech (12) L, 4-8  
11 at Virginia Tech L, 5-11  
13 NC State# (14) L, 2-4  
14 Duke# (15) L, 0-5  
\* Forfeit

## 1988 (32-19-1)

### COACH: Dennis Womack

February  
27 at East Carolina L, 10-11 (7)  
at East Carolina W, 4-3 (7)  
28 G. Washington (9) L, 6-12 (7)  
at East Carolina W, 6-5 (7)  
March  
2 at William & Mary W, 12-4  
9 Radford Rain  
12 at Clemson\* L, 6-9  
13 at Augusta W, 19-13  
14 at Augusta W, 14-7  
15 vs. J'ville St. (16) W, 11-10  
16 at Auburn W, 13-8  
17 Auburn-Montgomery L, 4-5 (10)  
18 at Mercer Rain  
19 at Georgia Tech\* L, 10-11 (10)  
20 at Georgia Tech\* W, 12-9  
23 at George Mason L, 3-4  
24 at Richmond W, 14-13  
26 West Chester W, 8-2 (7)  
West Chester Rain  
27 Georgia Tech\* L, 2-13  
28 West Chester W, 13-8  
30 James Madison W, 16-3  
31 West Chester W, 4-0 (7)  
West Chester W, 10-6 (7)  
April  
2 Duke\* W, 9-5 (7)  
Duke\* W, 2-1 (8)



1996 CAVALIERS - NCAA TOURNAMENT



# YEAR-BY-YEAR RESULTS

3 Wake Forest	W, 6-5
4 Campbell	W, 6-5
5 at VMI	W, 11-5
7 George Mason	Rain
8 at Liberty	Rain
9 at North Carolina*	L, 1-12 (7)
at North Carolina*	W, 13-5 (7)
10 at NC State*	L, 3-21
12 Old Dominion	T, 3-3 (10)
13 at James Madison	L, 10-13
14 William & Mary	W, 6-0
15 North Carolina*	L, 9-14
16 NC State*	L, 8-13
17 NC State*	W, 12-11
18 at Old Dominion	Rain
19 Richmond	W, 6-5
20 Virginia Tech	L, 8-11
21 Liberty	W, 11-2
23 at Wake Forest*	L, 12-15 (7)
at Wake Forest*	W, 8-2 (7)
24 at Duke*	W, 21-15
26 VMI	L, 3-5
27 Virginia Tech (12)	Rain
29 Radford (7)	W, 16-1
30 at Maryland*	W, 16-4 (7)
at Maryland*	W, 8-1 (7)
May	
1 Maryland*	W, 12-1
2 Clemson*	L, 3-8
3 Clemson*	L, 0-6
11 N. Carolina# (14)	L, 1-13
12 Duke# (14)	W, 7-1
13 NC State# (14)	W, 6-1
14 Georgia Tech# (14)	L, 4-5

## 1989 (25-24-1)

**COACH: Dennis Womack**

February	
28 Radford	Rain
March	
1 VCU	L, 2-6
4 at Jacksonville	L, 3-4
5 at Jacksonville	L, 4-5
6 vs. North Florida (17)	L, 2-8
7 vs. N. Florida (17)	W, 12-4
8 at Florida	L, 6-13
9 at Florida	L, 0-18
10 at Georgia Tech*	L, 0-18
11 at Clemson*	L, 4-10
12 at Clemson*	L, 2-8
16 Radford	W, 17-4
17 Seton Hall	L, 5-9
18 Seton Hall	T, 3-3 (7)
Seton Hall	Rain
19 Hartford	L, 7-17
22 Lafayette	W, 9-3
23 Kent State	Rain
25 at Duke*	W, 7-0
at Duke*	W, 4-3
26 at Wake Forest*	L, 5-17
29 Old Dominion	W, 9-8
30 William & Mary	W, 11-1
31 NC State*	W, 14-7

## April

1 North Carolina*	L, 3-4 (10)
2 North Carolina*	L, 5-10
3 at Liberty	W, 10-7
5 at James Madison	W, 7-6 (10)
6 Richmond	W, 8-4
8 at NC State*	L, 4-9
at NC State*	Rain
9 at North Carolina*	L, 4-5 (14)
11 at William & Mary	W, 2-1 (10)
12 East Carolina	W, 3-2
14 Clemson*	L, 0-8
16 Georgia Tech*	L, 2-3
Georgia Tech*	L, 2-6
17 at VMI	W, 14-13 (10)
VMI	W, 14-8
18 James Madison	L, 6-7
19 at Richmond	W, 10-4
20 at Va Tech (10)	W, 10-9
21 Liberty	W, 15-3
22 Wake Forest*	W, 9-8
Wake Forest*	W, 6-5
23 Duke*	W, 7-4
25 at Old Dominion	W, 10-4
26 vs. Va Tech (12)	W, 6-2
27 at George Mason	L, 3-8
29 Maryland*	W, 6-5
Maryland*	Rain
30 at Maryland*	Wet grounds
at Maryland*	Wet grounds
May	
1 George Mason	Rain
2 at VCU	L, 2-6
13 Georgia Tech# (14)	L, 0-3

14 Maryland# (14)	W, 7-3
15 NC State# (14)	L, 8-11

## 1990 (21-32-1)

**COACH: Dennis Womack**

February	
23 at William & Mary	W, 6-3
24 at East Carolina	L, 3-5
at East Carolina	L, 1-2
25 at East Carolina	L, 3-8
28 Liberty	W, 17-5
March	
1 at Old Dominion	L, 5-7
2 William & Mary	T, 6-6
4 Seton Hall	W, 1-0
Seton Hall	L, 7-8
5 Seton Hall	L, 10-11
6 VMI	L, 4-5
7 VCU	W, 15-8
9 at Georgia Tech*	L, 6-17
10 at Georgia Tech*	L, 4-9
11 at Georgia Tech*	L, 6-13
12 at Georgia	L, 1-13
13 at Georgia	L, 2-8
14 at Georgia	L, 3-12
15 at Georgia	L, 6-11
18 at Furman	L, 1-4
21 Old Dominion	L, 6-8
22 Richmond	W, 5-2
23 at NC State*	L, 1-10
24 at NC State*	L, 6-7
25 at NC State*	W, 12-7
27 James Madison	W, 13-12
28 Brown	L, 4-6

## April

1 at Duke*	L, 4-7
at Duke*	W, 9-8
4 at James Madison	W, 16-14 (11)
8 Wake Forest*	W, 9-0
Wake Forest	W, 12-9
10 at George Mason	L, 1-3
11 Virginia Tech	L, 1-8
12 Campbell	W, 11-7
13 North Carolina*	L, 7-10 (11)
14 North Carolina*	L, 7-13
15 North Carolina*	W, 6-5
18 at Richmond	W, 8-6
19 Virginia Tech	W, 14-13
20 Clemson*	L, 6-12
21 Clemson*	L, 3-19
22 Clemson*	L, 0-8
24 East Carolina	W, 9-6
25 at Virginia Tech	W, 14-13
26 George Mason	W, 5-3
27 at Maryland*	W, 21-19 (10)
28 at Maryland*	W, 29-10
30 at Liberty	L, 0-4
May	
1 Radford	L, 9-11
12 NC State# (14)	W, 14-1
13 Clemson# (14)	L, 3-7
14 Wake Forest# (14)	W, 8-4
15 N. Carolina# (14)	L, 3-7

## 1991 (28-27-2)

**COACH: Dennis Womack**

February	
25 Liberty	T, 5-5 (7)
26 Radford	T, 5-5
27 VCU	W, 7-2
March	
1 at VCU	L, 0-5
2 Seton Hall	W, 3-1 (7)
Seton Hall	W, 4-2
5 at Old Dominion	L, 2-5
7 VMI	W, 16-5
9 at Georgia	W, 3-1
10 at Georgia	L, 4-5
11 at Georgia	L, 3-12
12 at Georgia	L, 5-13
14 at Furman	W, 2-1 (7)
at Furman	W, 5-3 (7)
15 at Clemson*	L, 2-5
16 at Clemson*	L, 1-15
17 at Clemson*	L, 8-12
20 James Madison	W, 4-2
21 George Mason	W, 14-7 (8)
22 Notre Dame	W, 12-6 (7)
24 Notre Dame	L, 0-12 (7)
Notre Dame	W, 5-2
25 Georgia Tech*	W, 6-5
26 Georgia Tech*	L, 1-11
27 Georgia Tech*	L, 0-13
30 Duke*	W, 5-4
31 Duke*	W, 5-4 (7)
Duke*	W, 10-7 (7)

## April

1 at William & Mary	L, 7-8 (10)
2 Campbell	W, 8-2
3 Virginia Tech	L, 6-7
6 at Wake Forest*	L, 3-4 (7)
at Wake Forest*	W, 4-2 (10)
7 at Wake Forest*	W, 6-2
9 Richmond	L, 1-12
10 Virginia Tech	W, 5-2
12 at North Carolina*	L, 1-3
13 at North Carolina*	L, 4-6
14 at North Carolina*	W, 7-1
16 at James Madison	L, 1-4
17 at Virginia Tech	L, 5-11
18 at Liberty	L, 2-6
19 NC State*	W, 8-4
20 NC State*	W, 6-2
21 NC State*	L, 1-2
22 Towson State	L, 4-6
23 at George Mason	W, 4-1
24 at Richmond	W, 5-4 (10)
26 Maryland*	L, 3-5
27 Maryland*	W, 7-2
28 Maryland*	L, 4-5
29 William and Mary	W, 8-1
30 Old Dominion	L, 6-9
May	
11 NC State# (14)	W, 4-3
13 Georgia Tech# (14)	L, 3-9
N. Carolina# (14)	W, 5-1
14 Clemson# (14)	L, 4-7 (11)

## 1992 (21-30)

**COACH: Dennis Womack**

February	
22 at VMI	W, 14-5
23 Marshall	W, 7-5 (7)
27 Richmond	L, 3-6
28 at William and Mary	W, 8-7
29 MD-Eastern Shore	W, 11-2 (7)
MD-Eastern Shore	W, 16-6 (7)
March	
1 MD-Eastern Shore	W, 15-0 (8)
2 at Liberty	W, 13-5
3 at George Mason	W, 7-3
4 at Old Dominion	L, 0-3
6 William and Mary	L, 1-8 (6)
7 Seton Hall	W, 5-4
8 Seton Hall	L, 0-2 (7)
Seton Hall	W, 5-4 (10)
13 at Georgia Tech*	L, 3-4 (7)
at Georgia Tech*	L, 4-10 (7)
14 at Georgia Tech*	L, 4-5 (10)
15 at Davidson	L, 2-5
16 at UNC Greensboro	W, 10-4
17 at Campbell	L, 1-4
19 Liberty	L, 5-6
20 Clemson*	L, 6-8
21 Clemson*	L, 3-5
22 Clemson*	L, 2-8
24 Florida State*	L, 3-4
25 Florida State*	L, 7-13
27 at Duke*	W, 4-2 (10)
28 at Duke*	L, 3-8
29 at Duke*	L, 1-3
31 at Richmond	W, 5-3

## April

3 Wake Forest*	L, 7-14
4 Wake Forest*	L, 3-8
5 Wake Forest*	L, 2-6
6 at VCU	W, 5-4 (10)
8 Virginia Tech	W, 4-3
10 North Carolina*	L, 5-7
11 North Carolina*	L, 4-5
12 North Carolina*	W, 13-3
13 VMI	W, 12-1
14 James Madison	W, 6-3
15 Virginia Tech	L, 3-12
17 at NC State*	W, 5-1
18 at NC State*	L, 3-6
19 at NC State*	L, 1-2
22 at Virginia Tech	L, 4-6
25 at Maryland*	L, 6-8
at Maryland*	L, 1-11 (7)
27 George Mason	W, 5-2
28 Old Dominion	W, 4-1
May	
9 Clemson# (14)	L, 2-3 (10)
10 Duke# (14)	L, 9-12

## 1993 (21-30)

**COACH: Dennis Womack**

February	
20 Marshall	W, 4-2 (7)
Marshall	W, 8-1 (7)
23 VMI	W, 6-3
24 VCU	W, 8-4 (8)

25 at VCU	L, 4-8
March	
2 at Richmond	L, 2-8
3 James Madison	L, 1-2
6 Seton Hall	L, 11-12
7 Seton Hall	W, 9-1
Seton Hall	W, 7-6
9 at William & Mary	W, 13-8
10 at Liberty	W, 6-2
12 at Clemson*	L, 1-15
16 at Florida State*	L, 5-10
17 at Florida State*	L, 0-11
18 at Florida State*	L, 1-8
20 at Georgia	L, 2-3
21 at Georgia	L, 13-14
25 George Mason	W, 13-4
26 Georgia Tech*	L, 3-6 (10)
28 Georgia Tech*	W, 3-2 (7)
Georgia Tech*	L, 5-7 (7)
30 Old Dominion	L, 2-6 (7)
Old Dominion	L, 3-6 (7)
31 Liberty	W, 4-2

## April

2 at Wake Forest*	W, 11-10
3 at Wake Forest*	W, 13-9 (13)
4 Wake Forest*	L, 6-7 (10)
6 Richmond	L, 3-9
7 at Virginia Tech	L, 1-6
9 at North Carolina*	L, 4-9
10 at North Carolina*	L, 1-4
11 at North Carolina*	L, 2-9
14 Virginia Tech	W, 6-2
17 NC State*	L, 2-4 (7)
NC State*	L, 2-8 (7)
18 NC State*	L, 3-8
20 William and Mary	L, 5-9
23 Maryland*	W, 10-5
24 Maryland*	L, 1-4
25 Maryland*	W, 11-5
27 at James Madison	L, 4-6
29 Duke*	W, 1-0
30 Duke*	L, 3-4
May	
1 Duke*	W, 5-1
2 at Radford	L, 11-16
3 Radford	W, 8-0
4 Campbell	W, 10-5
15 NC State# (14)	L, 5-7
16 Wake Forest# (14)	W, 8-7
17 Florida State# (14)	L, 2-11

## 1994 (20-34)

**COACH: Dennis Womack**

CAPTAIN: Tim Coughlin, Chris Jones

February	
19 at Marshall	W, 5-4 (9)
19 at Marshall	W, 2-0 (7)
20 at VCU	L, 6-7
25 Georgetown	W, 14-0
26 C.W. Post	W, 10-5 (7)
26 C.W. Post	L, 6-9 (7)
27 C.W. Post	L, 5-5
28 C.W. Post	W, 3-2 (7)
March	
8 at William & Mary	W, 5-3
11 at Georgia Tech*	L, 1-4
12 at Georgia Tech*	L, 2-6
13 at Georgia Tech*	L, 6-7
16 at James Madison	W, 4-2
17 Seton Hall	L, 1-1 (7)
17 Seton Hall	L, 5-6 (7)
18 Seton Hall	L, 3
22 Howard	W, 9-0 (7)
Howard	W, 18-1 (7)
23 at Old Dominion	L, 8-12
25 at NC State*	L, 6-8
26 at NC State*	L, 2-3
27 at NC State*	L, 8-20
29 Coppin State	W, 21-3
30 Campbell	W, 14-4

## April

1 Clemson*	L, 2-3
2 Clemson*	L, 6-11
3 Clemson*	L, 4-11
5 at Richmond	W, 6-4
7 Richmond	W, 9-5
8 North Carolina*	L, 1-2
9 North Carolina*	L, 1-2
10 North Carolina*	L, 6-8
12 at George Mason	W, 6-5
14 at VMI	L, 3-12
15 Wake Forest*	W, 5-2
16 Wake Forest*	L, 2-7
17 Wake Forest (18)*	L, 3-9
19 Radford (19)	W, 9-3
20 Virginia Tech	L, 3-5 (7)
20 Virginia Tech	L, 10-11 (7)

22 at Duke*	L, 1-6
23 at Duke*	L, 8-10
24 at Duke*	L, 12-13
26 VCU	W, 9-1
27 James Madison	W, 8-1
28 Liberty	L, 6-7 (10)
29 at Maryland*	L, 3-5
30 at Maryland*	L, 3-10
May	
1 at Maryland*	L, 5-6
3 Liberty	W, 4-1
13 Florida State*	W, 1-0
14 Florida State*	L, 6-8
15 Florida State*	L, 1-13
17 Maryland# (14)	L, 2-8

## 1995 (26-29)

**COACH: Dennis Womack**

CAPTAINS: Marc Taglieri, Justin Counts

MANAGER: Cheryl Battles

February	
18 Marshall	W, 5-0
18 Marshall	W, 8-3 (7)
19 East Tenn. State	L, 1-3
20 East Tenn. State	L, 4-5
22 at VCU	L, 2-4
23 at Old Dominion	L, 0-18
25 UNC-Charlotte	L, 2-12
26 UNC-Charlotte	L, 2-4
28 VMI	W, 5-1
March	
1 James Madison	W, 5-2
2 Liberty	L, 3-5
4 Seton Hall	L, 3-5
4 Seton Hall	W, 6-5 (7)
5 Seton Hall	W, 8-2
7 Howard	W, 10-2
7 Howard	W, 25-1 (7)
9 Coppin State	W, 19-1
11 Tenn. Tech (20)	W, 12-4
13 at Florida State*	L, 7-12
14 at Florida State*	W, 2-1
17 at North Carolina*	L, 0-5
18 North Carolina*	L, 11-12 (10)
19 at North Carolina*	L, 5-6
22 VCU	W, 9-3
24 NC State*	L, 5-7
25 NC State*	W, 10-8
26 NC State*	L, 4-8
28 at Richmond	L, 7-8
29 Old Dominion	L, 2-13
31 at Wake Forest*	L, 4-9

## April

1 at Wake Forest*	L, 1-2
2 at Wake Forest*	L, 2-3
4 Richmond	W, 13-11
7 at Clemson*	L, 4-5
8 at Clemson*	L, 0-9
9 at Clemson*	L, 2-5
11 William & Mary	W, 7-4
13 at VMI	L, 4-6
14 Maryland*	W, 13-0
15 Maryland*	L, 5-13
16 Maryland (21)*	L, 6-10
19 Virginia Tech	W, 8-7
21	

# YEAR-BY-YEAR RESULTS

4 Norfolk State	W, 17-4
6 at Liberty	L, 4-5
9 at NC State*	W, 12-1
10 at NC State*	L, 3-9
10 at NC State*	L, 0-1 (7)
11 Fairfield (4)	W, 3-1 (7)
11 at NC A&T	W, 6-0 (7)
13 at UNC Charlotte	W, 5-2 (7)
13 at UNC Charlotte	L, 5-11 (7)
16 at Georgia Tech*	L, 6-7
16 at Georgia Tech*	L, 4-5
17 at Georgia Tech*	L, 5-13
21 Coppin State	W, 12-3
23 North Carolina*	W, 15-0
24 North Carolina*	L, 4-5
25 North Carolina*	W, 9-7
27 at James Madison	W, 3-2
29 Clemson*	L, 1-8
30 Clemson*	W, 3-2
31 Clemson*	L, 3-9

April	
2 at Radford	W, 6-1
3 at George Mason	W, 10-1
5 at Duke*	W, 3-2
6 at Duke*	L, 3-5
7 at Duke*	L, 0-3 (7)
9 James Madison	W, 5-3 (10)
10 Howard	W, 12-3
12 at Maryland*	W, 12-6
13 at Maryland*	W, 6-1
14 at Maryland*	L, 3-12
16 at Richmond	W, 8-7
17 Virginia Tech (22)	W, 2-1 (10)
19 Wake Forest*	W, 6-0
20 Wake Forest*	W, 8-4
21 Wake Forest*	W, 2-1
22 VMI	W, 9-4
23 Richmond	L, 9-13
25 Virginia Tech	W, 8-1
27 East Carolina	W, 7-4
28 East Carolina	W, 6-5
29 at VCU	W, 5-3
30 at G. Washington	W, 3-0

May	
10 Florida State*	L, 0-6
11 Florida State*	W, 9-7
12 Florida State*	L, 3-6
15 NC State# (13)	W, 5-1
16 Florida State# (13)	W, 3-2
17 Clemson# (13)	W, 4-2
18 Georgia Tech# (13)	W, 8-4
18 Florida State# (13)	L, 2-8
19 Florida State# (13)	W, 12-1
23 Notre Dame+ (23)	L, 1-12
24 Princeton+ (23)	W, 12-2
25 Notre Dame+ (23)	W, 7-1
25 Stetson+ (23)	W, 5-4
26 at Alabama+ (23)	L, 8-18

## 1997 (32-22)

### COACH: Dennis Womack

February	
16 vs. Penn State	W, 12-4
16 at UNCW	W, 11-3
17 at UNCW	W, 15-8
18 at William & Mary	W, 11-2
22 Seton Hall	W, 11-10 (11)
22 Seton Hall	W, 5-4 (7)
23 Seton Hall	L, 6-13
26 Radford	W, 9-4
27 Norfolk State	W, 8-3

March	
1 at East Carolina	L, 10-13
1 at East Carolina	W, 6-5 (7)
2 at East Carolina	W, 15-2
4 Liberty	W, 8-5
5 Howard	W, 8-5
7 at Florida State*	L, 2-8
8 at Florida State*	W, 6-4
9 at Florida State*	L, 2-20
10 at Mercer	L, 3-5
11 at Mercer	W, 9-4
12 at Georgia College	W, 5-3
14 at Clemson*	L, 2-3
15 at Clemson*	L, 1-6
16 at Clemson*	L, 3-7
20 Coppin State	W, 15-1
21 NC State*	W, 6-1
22 NC State*	L, 3-0
23 NC State*	W, 5-4
25 at VMI	W, 13-3
26 William & Mary	W, 14-4
27 at Old Dominion	L, 5-9

April	
1 George Mason	W, 11-8
2 at JMU	W, 12-8
4 at Wake Forest*	L, 4-8

5 at Wake Forest*	L, 3-11
6 at Wake Forest*	W, 7-6
8 Richmond	L, 3-8
9 at Virginia Tech	W, 14-11
11 Georgia Tech*	L, 2-8
13 Georgia Tech*	L, 2-4 (7)
13 Georgia Tech*	W, 10-8 (7)
15 at Richmond	L, 4-9
16 James Madison	L, 9-11 (12)
18 at North Carolina*	L, 4-6
19 at North Carolina*	W, 13-2
20 at North Carolina*	L, 9-11 (12)
22 VCU	W, 11-7
25 Duke*	L, 1-4
26 Duke*	W, 3-0
29 at VCU	W, 5-2
May	
10 Maryland*	W, 11-1
10 Maryland*	W, 5-4 (8)
11 Maryland*	W, 15-6
14 vs. NC State# (25)	L, 2-4
15 vs. Duke# (25)	L, 3-16

## 1998 (28-26-1)

### COACH: Dennis Womack

February	
13 vs. Rice	W, 3-2
14 vs. S. Alabama	L, 5-8
15 vs. Oklahoma State	W, 4-2
21 Penn State	W, 5-2
21 Penn State	W, 9-2
22 Penn State	W, 8-4
25 VMI	W, 13-7
28 Seton Hall	W, 5-4
28 Seton Hall	W, 9-2

March	
1 Seton Hall	W, 10-5
4 William & Mary	W, 18-4
6 at Georgia Tech	L, 3-5
7 at Georgia Tech*	L, 4-27
10 at Liberty	W, 11-8
11 Liberty	W, 8-4
13 at Duke*	L, 4-7
14 at Duke*	L, 10-13
15 at Duke*	L, 6-9
17 Coppin State	W, 14-0 (7)
21 at NC State*	L, 2-14
22 at NC State*	L, 5-6
22 at NC State*	W, 9-7 (7)
24 at James Madison	W, 11-3
25 Old Dominion	L, 6-7
27 North Carolina*	L, 5-6
28 North Carolina*	W, 18-5
29 North Carolina*	W, 12-7
31 VCU	L, 3-6

April	
2 at Richmond	T, 11-11
3 Clemson*	L, 7-9
4 Clemson*	W, 7-6
5 Clemson*	L, 6-15
7 at George Mason	L, 8-9
8 Virginia Tech	W, 4-3
10 at Maryland*	L, 4-7
11 at Maryland*	L, 3-10
12 at Maryland*	W, 9-1
14 Richmond	W, 9-7
15 at Virginia Tech	L, 5-10
16 at William & Mary	W, 5-1
18 St. John's	L, 3-6
18 St. John's	W, 4-1 (7)
20 at Radford	W, 14-3
21 James Madison	W, 8-7
22 at Virginia Tech	W, 3-2
24 Wake Forest*	L, 2-3
25 Wake Forest*	L, 4-13
26 Wake Forest*	L, 7-13
28 at VCU	W, 11-7

May	
9 Florida State*	L, 4-5
9 Florida State*	L, 2-11
10 Florida State*	L, 6-9
12 vs. Maryland# (13)	W, 9-4 (10)
13 vs. Florida St# (13)	L, 1-4
14 vs. NC State# (13)	L, 1-4

## 1999 (21-35)

### COACH: Dennis Womack

January	
29 vs. Jacksonville	L, 2-13
30 vs. Auburn	L, 2-11
31 vs. Oklahoma	W, 12-4
February	
12 at The Citadel	W, 5-1
13 vs. East Carolina	L, 0-12
14 vs. VCU	L, 2-7
20 Penn State	W, 6-3
20 Penn State	W, 4-3 (7)

21 Penn State	L, 2-4
24 at Old Dominion	L, 0-1
27 Seton Hall	L, 0-8
27 Seton Hall	L, 2-10
March	
2 William & Mary	L, 5-8
4 Radford	W, 5-2
6 Rhode Island	W, 10-3 (7)
6 Rhode Island	W, 13-5
7 Rhode Island	W, 7-0
12 at Florida State*	L, 3-10
13 at Florida State*	L, 1-2
14 at Florida State*	L, 3-11
16 at UNC Greensboro	L, 4-8
17 at UNC Greensboro	L, 8-11
19 Duke*	W, 15-5
20 Duke*	W, 15-3
23 at Liberty	L, 4-5
24 George Mason	L, 3-6
26 NC State*	L, 1-2
27 NC State*	L, 3-8
28 NC State*	W, 9-6
31 Richmond	W, 6-5

April	
2 Georgia Tech*	W, 7-6 (14)
3 Georgia Tech*	L, 6-7
4 Georgia Tech*	W, 6-5
6 at Richmond	L, 3-8
7 VCU	W, 14-1 (7)
9 at Wake Forest*	L, 2-11
10 at Wake Forest*	L, 8-14
11 at Wake Forest*	L, 4-5
14 at Virginia Tech	L, 9-13
16 at North Carolina*	L, 9-10
17 at North Carolina*	L, 2-3
18 at North Carolina*	L, 5-6
20 at VCU	L, 2-4
21 Virginia Tech	L, 7-11
23 Maryland*	W, 9-5
24 Maryland*	W, 15-3
25 Maryland*	L, 1-5
27 Liberty	W, 11-6

May	
1 at Clemson*	W, 9-3
1 at Clemson*	L, 4-5 (11)
2 at Clemson*	L, 5-12
4 at George Mason	L, 9-15
15 at James Madison	W, 13-2
16 James Madison	W, 5-4
19 vs. Wake# (13)	L, 3-4
20 vs. NC State# (13)	L, 6-9

## 2000 (26-31-1)

### COACH: Dennis Womack

February	
12 at Louisiana State	L, 0-8
12 at Louisiana State	L, 2-13
13 at Louisiana State	L, 4-13
16 Old Dominion	T, 14-14 (8)
22 George Mason	L, 4-6
23 at Liberty	L, 5-6
25 Liberty	L, 6-9 (8)
26 Bucknell	W, 6-1 (7)
26 Bucknell	W, 5-4 (7)
27 Bucknell	W, 13-2
29 at William & Mary	L, 3-9

March	
2 at George Mason	W, 4-3
4 Seton Hall	W, 4-1 (7)
4 Seton Hall	L, 4-8
5 Seton Hall	W, 7-4
6 at VCU	W, 8-7
8 at James Madison	L, 6-14
11 Eastern Michigan	W, 7-6
11 Eastern Michigan	L, 4-6 (7)
12 Eastern Michigan	W, 12-4
14 Princeton	W, 11-5
15 Princeton	W, 5-2
17 at NC State*	L, 13-16
18 at NC State*	L, 2-4
19 at NC State*	W, 3-1
24 Wake Forest*	L, 0-4
25 Wake Forest*	W, 10-9
26 Wake Forest*	L, 5-13
28 at Richmond	W, 11-2
29 Virginia Tech	L, 3-7

April	
1 Florida State*	L, 6-9
2 Florida State*	W, 2-1
2 Florida State*	L, 4-10
4 Richmond	W, 11-2
7 at Duke*	W, 10-4
8 at Duke*	W, 12-3
9 at Duke*	L, 1-10
14 at Georgia Tech*	L, 4-8
15 at Georgia Tech*	L, 1-5
16 at Georgia Tech*	L, 6-12

19 at Virginia Tech	L, 6-7 (10)
21 North Carolina*	W, 6-5
22 North Carolina*	L, 4-5
23 North Carolina*	W, 10-6
24 James Madison	L, 1-3
26 UNC Greensboro	W, 1-0 (7)
26 UNC Greensboro	L, 5-15 (7)
28 at Maryland*	L, 2-4
29 at Maryland*	W, 13-10
30 at Maryland*	W, 9-4

May	
2 vs. Va Tech (22)	W, 5-4
13 Clemson*	L, 7-9
13 Clemson*	W, 11-0
14 Clemson*	L, 9-20
17 vs. Clemson# (24)	L, 5-9
18 vs. NC State# (24)	W, 9-5 (10)
19 vs. Wake# (24)	W, 8-3
20 vs. Clemson# (24)	L, 5-12

## 2001 (25-31)

### COACH: Dennis Womack

February	
17 Naval Academy	W, 9-1
17 Naval Academy	W, 10-3
18 Naval Academy	W, 6-2
24 Penn State	W, 15-4
24 Penn State	W, 6-5 (9)
25 Penn State	L, 6-7 (10)
27 William & Mary	L, 5-10
28 at VCU	L, 6-7 (11)

March	
1 at Liberty	W, 13-10
3 Seton Hall	L, 4-9
3 Seton Hall	W, 2-1
10 at Florida State*	L, 2-9
10 at Florida State*	L, 1-16
11 at Florida State*	L, 1-2
12 at High Point	W, 18-7
13 at UNC Greensboro	W, 6-3
14 at UNC Greensboro	W, 12-2
16 Duke*	W, 4-3
17 Duke*	L, 11-12
18 Duke*	W, 14-5
19 George Mason	W, 13-9
20 VCU	L, 2-8
23 NC State*	W, 8-7
24 NC State*	W, 10-2
25 NC State*	L, 3-10
27 Richmond	W, 1-0
30 Georgia Tech*	W, 3-1
31 Georgia Tech*	L, 3-10

April	
1 Georgia Tech*	L, 9-13
3 at Richmond	L, 4-17
5 at Radford	L, 5-6
6 at Wake Forest*	L, 8-9
7 at Wake Forest*	L, 2-14
8 at Wake Forest*	L, 1-4
10 Liberty	L, 4-5 (11)
11 Virginia Tech	W, 7-4
13 at North Carolina*	L, 6-10
14 at North Carolina*	L, 6-7
15 at North Carolina*	W, 5-2
17 James Madison	L, 3-4
18 at Virginia Tech	W, 9-3
20 Maryland*	W, 6-1
21 Maryland*	W, 15-7
22 Maryland*	W, 9-6
24 at James Madison	L, 6-7 (10)
25 at George Mason	L, 5-10
27 at Miami	W, 5-0
28 at Miami	L, 1-5
29 at Miami	L, 6-12

May	
1 vs. Virginia Tech	L, 1-6
12 at Clemson*	L, 1-8
12 at Clemson*	L, 1-17
13 at Clemson*	L, 4-5
16 vs. Clemson# (24)	W, 7-3
17 vs. Wake # (24)	L, 1-2
18 vs. NC State# (24)	L, 2-6

## 2002 (25-32)

### COACH: Dennis Womack

February	
16 Bucknell	W, 10-3
17 Bucknell	W, 7-5 (7)
17 Bucknell	W, 8-0
22 vs. Old Dominion	W, 12-4
23 vs. Western Carolina	L, 3-4
24 at The Citadel	W, 5-4
26 VCU	L, 7-13
27 at William & Mary	W, 5-3

March	
2 Seton Hall	W, 2-0 (7)
3 Seton Hall	W, 18-3

3 Seton Hall	W, 5-1
5 at Liberty	L, 7-9
6 Radford	W, 5-1
9 at UNC-Charlotte	L, 1-4
9 at UNC-Charlotte	L, 5-6 (7)
10 at UNC-Charlotte	L, 11-21
11 at NC A&T	W, 25-1
14 at Old Dominion	L, 2-4
15 Florida State*	W, 11-10
16 Florida State*	L, 3-8
16 Florida State*	L, 4-14
22 at Duke*	W, 6-4 (10)
23 at Duke*	W, 8-3
24 at Duke*	W, 9-5
27 at VCU	L, 1-6
29 North Carolina*	L, 4-15
30 North Carolina*	L, 0-5
31 North Carolina*	W, 8-3

April	
1 James Madison	L, 2-3 (10)
2 at James Madison	L, 4-13
5 at Maryland*	W, 5-0
6 at Maryland*	L, 3-10
7 at Maryland*	W, 8-7
10 at Virginia Tech	W, 16-10
12 Wake Forest*	L, 7-8
13 Wake Forest*	L, 3-4
14 Wake Forest*	L, 5-9
16 Richmond	L, 6-15
17 at Richmond	W, 12-11 (10)
18 vs. Virginia Tech	L, 2-8
20 UNC Greensboro	L, 5-12
22 at George Mason	W, 14-5
23 Liberty	W, 5-3
26 at Georgia Tech*	W, 5-1
27 at Georgia Tech*	L, 2-3 (12)
28 at Georgia Tech*	L, 3-9
30 Virginia Tech	W, 8-7 (10)

May	
11 Clemson*	L, 4-15
12 Clemson*	L, 2-15
13 Clemson*	L, 3-5
15 at Penn State	W, 12-4 (7)
15 at Penn State	L, 11-12 (7)
17 at NC State*	L, 2-10
18 at NC State*	L, 7-12
18 at NC State*	L, 8-10
22 vs. N. Carolina# (22)	L, 10-11
23 vs. NC State# (22)	L, 5-6 (10)

## 2003 (29-25)

### COACH: Dennis Womack

February	
----------	--





2009 CAVALIERS - COLLEGE WORLD SERIES

# YEAR-BY-YEAR RESULTS

27 at Wake Forest\* W, 6-4  
 29 at VCU L, 3-5  
**May**  
 9 Georgia Tech\* L, 0-7  
 10 Georgia Tech\* L, 2-5  
 11 Georgia Tech\* L, 0-1  
 12 VCU L, 1-7  
 16 at North Carolina\* W, 6-4  
 16 at North Carolina\* L, 3-4 (10)  
 17 at North Carolina\* W, 7-5 (10)  
 22 vs. NC State# (22) L, 6-10  
 23 vs. Wake# (22) W, 12-11 (10)  
 24 vs. Florida St.# (22) L, 0-2

**2004 (44-15)**  
**NCAA TOURNAMENT**  
**COACH: Brian O'Connor**  
**February**

13 at NC A&T W, 10-7  
 14 at NC A&T W, 9-3  
 15 at NC A&T W, 12-5  
 19 Maryland-ES W, 15-2  
 21 Penn State W, 7-1  
 22 Penn State L, 3-8  
 24 James Madison W, 10-1  
 27 Seton Hall W, 3-2  
 28 Seton Hall W, 17-1  
 29 Seton Hall W, 4-3

**March**  
 2 at Richmond W, 14-6  
 5 Central Conn. W, 17-1  
 6 Central Conn. W, 10-0  
 7 Central Conn. W, 9-4  
 8 Quinnipiac L, 11-13  
 10 at UNC Greensboro W, 9-1  
 12 at Georgia Tech\* W, 4-3  
 13 at Georgia Tech\* W, 2-1  
 14 at Georgia Tech\* W, 8-5 (10)  
 17 at Old Dominion L, 4-5  
 19 North Carolina\* L, 3-5 (11)  
 20 North Carolina\* L, 4-8  
 21 North Carolina\* W, 6-2  
 24 at George Mason W, 9-5  
 26 at NC State\* W, 9-2  
 27 at NC State\* L, 1-12  
 28 at NC State\* L, 7-8  
 30 Brown W, 13-2 (7)  
 31 Brown W, 11-4

**April**  
 2 at Duke\* W, 8-1  
 3 at Duke\* W, 6-5  
 4 at Duke\* W, 3-1  
 6 at William & Mary W, 11-9  
 9 Clemson\* W, 5-1  
 10 Clemson\* W, 4-3  
 10 Clemson\* W, 3-1  
 16 at Maryland W, 5-3  
 17 at Maryland W, 7-6 (11)

18 at Maryland W, 2-1 (11)  
 20 Norfolk State W, 8-3  
 21 Virginia Tech W, 21-10  
 23 at Miami L, 0-8  
 24 at Miami L, 3-22  
 25 at Miami W, 4-3  
 27 Radford W, 3-2

**May**  
 7 Florida State\* L, 0-8  
 8 Florida State\* W, 15-2  
 9 Florida State\* L, 1-4  
 13 Wake Forest\* W, 5-4 (10)  
 14 Wake Forest\* W, 11-7  
 15 Wake Forest\* W, 8-6  
 18 at Liberty W, 6-4  
 19 Liberty W, 5-4  
 26 vs. Duke# (22) L, 4-6  
 27 vs. NC State# (22) L, 5-6

**June**  
 5 Princeton+ L, 2-4  
 5 vs. George Mason+ W, 7-2  
 6 vs. Princeton+ W, 9-0  
 6 Vanderbilt+ L, 3-7

**2005 (41-20)**  
**NCAA TOURNAMENT**  
**COACH: Brian O'Connor**  
**February**

11 at UNC Wilmington L, 2-5  
 12 at UNC Wilmington W, 2-0  
 13 at UNC Wilmington W, 7-4  
 16 at Old Dominion L, 6-9  
 18 Bucknell W, 7-2  
 19 Bucknell W, 2-0  
 19 Bucknell W, 13-3  
 23 Old Dominion W, 8-0  
 26 Fordham W, 5-0  
 26 Fordham W, 13-3  
 27 Fordham L, 2-3

**March**  
 4 at Wake Forest\* L, 8-11  
 5 at Wake Forest\* L, 8-15  
 6 at Wake Forest\* L, 6-7  
 8 Longwood W, 8-0  
 9 James Madison W, 13-2  
 11 Marist W, 3-0  
 12 Marist W, 10-5  
 13 Marist W, 6-0  
 16 Coppin State W, 15-1  
 18 Maryland W, 4-1  
 19 Maryland W, 6-5  
 20 Maryland W, 5-2  
 27 at Virginia Tech\* W, 8-5  
 30 VMI W, 2-1

**April**  
 1 at North Carolina\* L, 7-8 (14)  
 2 at North Carolina\* L, 5-10  
 3 at North Carolina\* L, 2-3 (11)  
 5 at Liberty W, 10-2

8 NC State\* W, 2-0  
 9 NC State\* L, 0-6  
 10 NC State\* L, 2-3  
 12 Norfolk State W, 13-1  
 13 Maryland-ES W, 15-1 (7)  
 13 Maryland-ES W, 6-0 (7)  
 15 at Clemson\* L, 4-13  
 16 at Clemson\* L, 2-3  
 17 at Clemson\* W, 9-2  
 20 Longwood W, 5-1  
 22 Georgia Tech\* W, 4-2  
 23 Georgia Tech\* W, 9-2  
 24 Georgia Tech\* W, 2-1  
 27 William & Mary W, 9-4  
 29 at Florida State\* L, 1-8

**May**  
 1 at Florida State\* W, 6-2  
 1 at Florida State\* L, 2-7  
 3 Richmond W, 11-0  
 13 Miami\* L, 6-7  
 14 Miami\* L, 0-1  
 15 Miami\* W, 4-3  
 16 N.C. A&T W, 2-0  
 17 at James Madison W, 10-2  
 19 Duke\* W, 7-1  
 20 Duke\* W, 7-2  
 21 Duke\* W, 10-4  
 25 vs. Clemson# (17) W, 8-1  
 26 vs. NC State# (17) W, 12-2 (7)  
 28 vs. Clemson# (17) W, 5-4  
 29 vs. Ga. Tech# (17) L, 3-4

**June**  
 3 vs. St. John's+ (26) L, 3-5  
 4 vs. Ohio State+ (26) L, 1-2

**2006 (47-15)**  
**NCAA TOURNAMENT**  
**COACH: BRIAN O'CONNOR**  
**February**

10 vs. The Citadel W, 5-3  
 12 at Coastal Carolina W, 8-3  
 15 Old Dominion L, 1-5  
 17 Towson W, 7-0  
 18 Towson W, 7-2  
 19 Towson W, 13-3  
 21 VCU W, 7-1  
 24 vs. George Mason W, 9-7  
 25 vs. Gardner-Webb W, 6-2  
 26 at C of Charleston L, 6-7 (17)  
 28 G. Washington W, 11-5

**March**  
 3 Saint Joseph's W, 21-0  
 4 Saint Joseph's W, 15-1  
 5 Saint Joseph's W, 14-3  
 7 UMES W, 20-3  
 7 UMES W, 15-0  
 10 at Georgia Tech\* L, 2-8  
 11 at Georgia Tech\* L, 6-7  
 12 at Georgia Tech\* W, 6-3

15 Dayton W, 10-3  
 17 Clemson\* W, 2-1  
 18 Clemson\* W, 10-2  
 19 Clemson\* W, 7-4  
 22 Marshall W, 12-0  
 24 Wake Forest\* W, 3-2  
 25 Wake Forest\* L, 2-3  
 26 Wake Forest\* W, 10-2  
 28 Coppin State W, 12-1  
 29 Norfolk State W, 13-2  
 31 at NC State\* L, 2-10

**April**  
 1 at NC State\* L, 9-10  
 2 at NC State\* L, 1-8  
 5 at Richmond W, 5-0  
 7 at Duke\* L, 3-4  
 8 at Duke\* W, 7-3  
 9 at Duke\* W, 6-4  
 12 Longwood W, 6-4  
 13 Boston College\* W, 8-3  
 15 Boston College\* W, 5-4  
 16 Boston College\* W, 5-0  
 18 VMI W, 5-0  
 21 at Miami\* W, 8-2  
 22 at Miami\* W, 15-7  
 23 at Miami\* L, 8-9 (10)  
 26 Richmond W, 8-3  
 28 at Maryland\* W, 6-0  
 29 at Maryland\* W, 8-0  
 30 at Maryland\* W, 7-5

**May**  
 2 Mount St. Mary's W, 6-3  
 12 North Carolina\* W, 4-1  
 13 North Carolina\* L, 0-5  
 14 North Carolina\* W, 9-2  
 16 at Old Dominion W, 11-10  
 18 Virginia Tech\* W, 4-2  
 19 Virginia Tech\* W, 6-0  
 20 Virginia Tech\* W, 11-7  
 24 vs. Florida St.# (17) W, 6-2  
 25 vs. NC State# (17) L, 3-4  
 26 vs. Florida St.# (17) L, 0-11 (7)

**June**  
 2 Lehigh+ W, 11-5  
 3 vs. South Carolina+ L, 2-8  
 4 Evansville+ L, 4-15

**2007 (45-16)**  
**NCAA TOURNAMENT**  
**COACH: Brian O'Connor**  
**February**

9 vs. Elon W, 10-3  
 10 vs. North Florida W, 10-1  
 11 at Coastal Carolina L, 2-3  
 17 G. Washington W, 11-0  
 18 G. Washington W, 11-1  
 19 G. Washington W, 15-2  
 20 William & Mary W, 17-2

21 Coppin State W, 12-0  
 23 Bucknell W, 2-0  
 24 Bucknell W, 3-0  
 24 Bucknell W, 13-2  
 27 VMI W, 5-3

**March**  
 2 Delaware W, 11-2  
 3 Delaware W, 10-4  
 4 Delaware W, 3-2  
 6 at James Madison W, 6-5  
 9 at Wake Forest\* L, 3-8  
 10 at Wake Forest\* W, 13-5  
 11 at Wake Forest\* L, 6-7  
 13 Niagara W, 29-2  
 17 at North Carolina\* W, 7-2 (11)  
 18 at North Carolina\* W, 9-6  
 18 at North Carolina\* L, 4-9  
 20 at Richmond W, 11-1  
 23 Miami\* W, 4-1  
 24 Miami\* W, 3-0  
 25 Miami\* L, 2-4  
 27 George Mason W, 17-6  
 28 Longwood W, 4-3  
 30 at Virginia Tech\* W, 3-1  
 31 at Virginia Tech\* W, 11-4

**April**  
 1 at Virginia Tech\* W, 8-5  
 3 at VMI L, 2-5  
 6 Duke\* W, 4-0  
 7 Duke\* L, 9-13  
 8 Duke\* W, 8-1  
 10 at VCU W, 8-1  
 13 Georgia Tech\* L, 1-2 (11)  
 14 Georgia Tech\* W, 7-6  
 17 Richmond W, 12-5  
 20 at Clemson\* W, 5-3  
 21 at Clemson\* W, 3-0  
 22 at Clemson\* L, 1-2  
 25 James Madison L, 6-7 (14)  
 27 Maryland\* W, 14-0  
 28 Maryland\* W, 3-2 (10)  
 29 Maryland\* W, 4-0

**May**  
 1 VCU W, 5-4  
 11 NC State\* W, 4-2  
 12 NC State\* L, 7-10  
 13 NC State\* L, 6-8  
 15 Coastal Carolina L, 7-11  
 17 at Boston College\* W, 5-4 (10)  
 19 at Boston College\* W, 11-3  
 23 vs. NC State# (17) W, 6-1  
 24 vs. Ga Tech# (17) W, 4-1  
 26 vs. N. Carolina# (17) L, 0-5  
**June**  
 1 Lafayette+ W, 5-1  
 2 Oregon State+ W, 7-4 (13)  
 4 Oregon State+ L, 3-5  
 5 Oregon State+ L, 3-7



# YEAR-BY-YEAR RESULTS

## 2008 (39-23)

### NCAA TOURNAMENT

COACH: Brian O'Connor

February	
23 Lehigh	W, 5-1
Lehigh	W, 4-1
24 Lehigh	W, 12-1
Lehigh	W, 6-1
27 Old Dominion	W, 7-3
28 Coppin State	W, 27-1
29 Siena	W, 17-2
March	
1 Cornell	W, 12-2
Siena	W, 7-4
2 Cornell	W, 12-3
8 at NC State*	W, 5-3 (10)
at NC State*	L, 0-2
9 at NC State*	L, 2-4
11 Radford	W, 8-2
12 Navy	W, 11-5
14 at Duke*	L, 8-9
15 at Duke*	W, 10-1
16 at Duke*	L, 1-4
18 Stony Brook	W, 3-0
Stony Brook	W, 6-4
21 Boston College*	W, 7-3
22 Boston College*	W, 5-4 (10)
23 Boston College*	W, 8-6
25 VCU	W, 5-3
26 G. Washington	L, 5-17
28 Virginia Tech*	W, 10-1
29 Virginia Tech*	W, 9-2
30 Virginia Tech*	W, 2-1
April	
1 Towson	W, 9-8
2 Towson	L, 6-7
4 at Florida State*	L, 3-10
6 at Florida State*	L, 2-3 (10)
at Florida State*	L, 2-3 (10)
8 Longwood	W, 6-0
9 Liberty	W, 7-3
11 at Maryland*	W, 11-6
12 at Maryland*	W, 5-4
13 at Maryland*	W, 11-4
15 Coastal Carolina	L, 3-8
18 Wake Forest*	W, 4-2
19 Wake Forest*	L, 3-14
20 Wake Forest*	W, 3-2 (11)
22 Georgetown	W, 9-1
23 William & Mary	L, 5-6
25 at Miami*	L, 0-1
26 at Miami*	L, 3-4 (10)
27 at Miami*	L, 0-10
29 Mount St. Mary's	W, 11-1
May	
9 North Carolina*	L, 3-9

10 North Carolina*	L, 2-5
11 North Carolina*	W, 5-4 (6)
13 VMI	W, 6-5 (11)
15 Georgia Tech*	W, 4-2
16 Georgia Tech*	L, 8-14
17 Georgia Tech*	L, 7-9
21 vs. N. Carolina# (17)	W, 8-7 (11)
23 vs. Florida St# (17)	W, 5-3
24 vs. Wake# (17)	L, 4-7
25 vs. Miami# (17)	L, 4-8
30 vs. UCLA+ (29)	L, 2-3
31 vs. Rider+ (29)	W, 8-2
June	
1 at CS Fullerton+(29)	L, 1-4

## 2009 (49-15-1)

### ACC CHAMPIONS

### NCAA COLLEGE WORLD SERIES

COACH: Brian O'Connor

February	
20 Bucknell	W, 12-0
21 Bucknell	W, 7-0
Bucknell	W, 6-1
22 Bucknell	W, 11-1
24 William & Mary	W, 11-1
27 Fordham	W, 6-2
Delaware	W, 11-4
28 Fordham	W, 7-3
March	
4 George Washington	W, 17-4
6 at Wake Forest*	W, 18-2
7 at Wake Forest*	W, 8-6
8 at Wake Forest*	W, 21-5
10 Navy	W, 17-1
11 VMI	W, 10-3
13 Florida State*	W, 15-2
17 Marshall	W, 5-4
18 Canisius	W, 11-3
Wagner	W, 5-2
20 Miami*	W, 9-4
21 Miami*	L, 3-4
22 Miami*	L, 5-7 (8)
24 Towson	W, 13-4
25 Towson	W, 7-5
27 at North Carolina*	L, 3-4
28 at North Carolina*	W, 5-2
29 at North Carolina*	L, 5-6
31 vs. Radford (22)	W, 12-2
April	
1 Norfolk State	W, 6-2
3 Maryland*	W, 7-4
4 Maryland*	L, 7-8
5 Maryland*	W, 17-2
7 Stony Brook	W, 8-0
8 Stony Brook	L, 2-6
11 at Georgia Tech*	L, 6-7

at Georgia Tech*	W, 11-10
12 at Georgia Tech*	T, 4-4
17 at Boston College*	W, 8-3
18 at Boston College*	L, 6-9
19 at Boston College*	W, 2-0
21 at VCU	W, 8-1
22 Georgetown	W, 9-3
24 NC State*	W, 6-2
25 NC State*	W, 6-3
26 NC State*	L, 6-7
28 Liberty	W, 5-2
May	
8 Duke*	L, 4-11
9 Duke*	W, 10-9
10 Duke*	W, 12-1
12 VCU	W, 4-1
14 at Virginia Tech*	L, 4-5 (10)
15 at Virginia Tech*	L, 8-9
16 at Virginia Tech*	W, 6-4
21 vs. Clemson (13) #	W, 6-5
22 vs. UNC (13) #	W, 11-1 (8)
23 vs. Duke (13) #	W, 11-7
24 vs. FSU (13) #	W, 6-3
29 vs. San Diego St. (30)+	W, 5-1
30 vs. UC Irvine (30)+	W, 5-0
31 vs. UC Irvine (30)+	W, 4-1
June	
5 vs. Ole Miss (31)*	L, 3-4 (12)
6 vs. Ole Miss (31)*	W, 4-3
7 vs. Ole Miss (31)*	W, 5-1
13 vs. LSU (32)*	L, 5-9
15 vs. Cal St. Fullerton (32)*	W, 7-5
17 Arkansas (32)*	L, 3-4 (12)

## 2010 (51-14)

### ACC COASTAL DIVISION

### CHAMPIONS

### NCAA CHARLOTTEVILLE

### REGIONAL CHAMPIONS

COACH: Brian O'Connor

February	
19 at East Carolina	W, 6-2
20 at East Carolina	L, 1-6
21 at East Carolina	W, 14-11
24 George Washington	W, 5-2
26 Rhode Island	W, 13-0
27 Rhode Island	W, 22-2
28 Rhode Island	W, 8-5
March	
5 Wright State	L, 1-2
6 Dartmouth	W, 14-3
7 Dartmouth	W, 11-5
7 Wright State	W, 13-3
10 at William & Mary	W, 12-6
12 at Florida State*	W, 5-0

13 at Florida State*	W, 9-8
14 at Florida State*	L, 8-9
16 William and Mary	W, 9-1
17 at James Madison	W, 6-3
19 Boston College*	W, 7-1
20 Boston College*	W, 4-3
21 Boston College*	W, 11-1
23 Marshall	W, 3-3
26 Clemson*	W, 4-3
27 Clemson*	L, 5-8
27 Clemson*	W, 3-1
30 Towson	W, 8-5
31 Towson	W, 17-4
April	
2 at NC State*	L, 5-6 (11)
3 at NC State*	W, 8-4
4 at NC State*	L, 6-7
6 James Madison	W, 9-4
7 Radford	W, 12-2
9 Georgia Tech*	W, 7-4
10 Georgia Tech*	L, 7-9
11 Georgia Tech*	W, 9-1
14 at VMI	L, 3-12
16 Virginia Tech*	W, 4-2
17 Virginia Tech*	W, 8-2
18 Virginia Tech*	L, 5-8
20 Richmond	W, 11-3
21 George Mason	W, 10-3
23 at Maryland*	W, 5-1
23 at Maryland*	W, 27-4
24 at Maryland*	W, 11-2
27 Coastal Carolina	W, 6-3
28 Georgetown	W, 10-5
30 at Duke (13)*	W, 12-3
May	
1 at Duke (13)*	W, 11-1
2 at Duke (13)*	W, 10-6
4 VCU	W, 10-5
15 North Carolina*	W, 3-2
15 North Carolina*	W, 5-1
16 North Carolina*	W, 5-3
20 at Miami*	L, 4-5 (11)
21 at Miami*	W, 3-1
22 at Miami*	W, 7-4
26 vs. BC (4)#	W, 6-4
27 vs. Florida St (4) #	L, 4-11
29 vs. Miami (4) #	W, 12-8
June	
4 VCU +	W, 15-4
5 Ole Miss +	W, 13-7
6 St. John's +	L, 5-6
7 St. John's +	W, 5-3
12 Oklahoma ^	W, 3-2
13 Oklahoma ^	L, 7-10
14 Oklahoma ^	L, 0-11

## 2011 (56-12)

### ACC CHAMPIONS

### ACC COASTAL DIVISION

### CHAMPIONS

### NCAA COLLEGE WORLD SERIES

COACH: Brian O'Connor

February	
18 vs. UAB (16)	W, 6-4
19 at Auburn (16)	W, 13-2
20 vs. Arkansas St. (16)	W, 8-2
23 VMI	W, 4-3
25 East Carolina	W, 10-1
26 East Carolina	W, 4-3
27 East Carolina	L, 3-4
March	
1 William and Mary	W, 9-0
2 Niagara	W, 7-0
4 Cornell	W, 12-1
4 Rider	W, 12-0
5 Rider	W, 4-1
5 Cornell	W, 14-2
8 Marshall	W, 1-0
11 at Clemson*	W, 5-0
12 at Clemson*	W, 8-7
13 at Clemson*	W, 7-6
16 James Madison	W, 7-3
18 Florida State*	W, 4-3 (11)
19 Florida State*	W, 5-4 (11)
20 Florida State*	L, 11-12 (10)
22 Towson	W, 6-0
23 Towson	W, 5-0
25 Maryland*	W, 14-1
26 Maryland*	W, 4-2
26 Maryland*	W, 4-2
29 George Washington	W, 2-0
April	
1 at Virginia Tech*	W, 18-3
2 at Virginia Tech*	W, 9-3
3 at Virginia Tech*	W, 10-2
5 Radford	W, 2-0
8 at Georgia Tech*	W, 6-2
9 at Georgia Tech*	W, 12-9
10 at Georgia Tech*	L, 8-10
12 Georgetown	W, 4-0 (5)
13 Coastal Carolina	W, 8-7
15 Duke*	W, 10-0
17 Duke*	W, 3-2 (11)
17 Duke*	W, 18-4
19 at Radford	W, 12-0
20 Richmond	W, 12-1
23 NC State*	L, 2-6
23 NC State*	W, 3-1
24 NC State*	W, 7-6
29 at Boston College*	W, 17-0
30 at Boston College*	L, 4-5 (11)



2015 NATIONAL CHAMPIONS



# YEAR-BY-YEAR RESULTS

May

1 at Boston College*	W, 4-0
3 at VCU	W, 14-3
13 Miami*	L, 2-6
14 Miami*	W, 3-2
15 Miami*	W, 5-4
19 at North Carolina*	L, 0-6
20 at North Carolina*	L, 1-2
21 at North Carolina*	L, 2-3
25 vs. Wake (13)#	W, 13-1 (7)
27 vs. Miami (13)#	W, 6-4
28 vs. UNC (13)#	W, 3-2
29 vs. Florida St. (13)#	W, 7-2

June

3 Navy +	W, 6-0
4 St. John's +	W, 10-2
5 East Carolina +	W, 13-1
11 UC Irvine ^	W, 6-0
12 UC Irvine ^	L, 5-6
13 UC Irvine ^	W, 3-2
19 vs. California (32)!	W, 6-1
21 vs. S. Carolina (32)!	L, 1-7
23 vs. California (32)!	W, 8-1
24 vs. S. Carolina (32)!	L, 2-3 (13)

**2012 (39-19-1)**  
**NCAA TOURNAMENT**  
**COACH: Brian O'Connor**

February

17 vs. Boston College	L, 3-5
18 at Coastal Carolina	W, 9-3
18 vs. James Madison	T, 4-4 (8)
21 William & Mary	W, 6-5 (11)
24 Monmouth	W, 18-4
25 Monmouth	W, 7-1
26 Monmouth	W, 13-1
28 Liberty	L, 0-8

March

2 Wright State	Cancelled
3 Seton Hall	W, 10-4
Wright State	L, 4-5
4 Seton Hall	L, 2-5
6 at James Madison	W, 14-6
9 Virginia Tech*	L, 8-10 (11)
10 Virginia Tech*	W, 4-3
11 Virginia Tech*	W, 6-5
13 Marist	W, 8-5
14 Marist	W, 10-2
17 at Florida State*	L, 3-12
18 at Florida State*	L, 3-4
19 at Florida State*	L, 5-7
21 VMI	W, 12-3
23 Clemson*	W, 6-3
24 Clemson*	W, 5-1
25 Clemson*	W, 5-3
27 Towson	W, 8-0
28 Towson	W, 19-5
30 at NC State*	L, 1-5
31 at NC State*	W, 5-2

April

1 at NC State*	L, 6-7
4 James Madison	W, 15-5
7 Wake Forest*	W, 9-4
8 Wake Forest*	W, 4-1
9 Wake Forest*	W, 11-2
11 George Washington	W, 16-4
13 North Carolina*	L, 1-2 (10)
14 North Carolina*	L, 2-6
15 North Carolina*	L, 3-5
17 Richmond	W, 7-5
20 at Duke (13)*	L, 3-6
21 at Duke (13)*	W, 12-3
21 at Duke (13)*	W, 10-3
24 Radford	W, 3-2 (11)
25 at VCU	W, 7-5
28 at Miami*	W, 7-3
29 at Miami*	W, 7-4
30 at Miami*	W, 7-4

May

1 Mount St. Mary's	Cancelled
9 High Point	W, 12-3
11 Georgia Tech*	W, 6-5
12 Georgia Tech*	W, 4-2
13 Georgia Tech*	L, 4-5 (10)
15 VCU	Cancelled
17 at Maryland*	W, 7-6
18 at Maryland*	W, 10-3
19 at Maryland*	L, 5-6
24 vs. Clemson (4)#	W, 3-2
25 vs. Ga. Tech (4)#	L, 5-17 (7)
26 vs. Florida St. (4)#	W, 7-0

June

2 Army +	W, 9-1
3 Appalachian St +	L, 5-6
3 Oklahoma +	L, 4-5

**2013 (50-12)**  
**NCAA CHARLOTTEVILLE REGIONAL CHAMPIONS**  
**COACH: Brian O'Connor**

February

15 at East Carolina	W, 14-4
16 at East Carolina	W, 13-9
18 Saint Peter's	W, 9-1
19 William & Mary	W, 11-2
22 Toledo	W, 15-0
23 Toledo	W, 5-0
24 Toledo	W, 6-3
27 George Washington	W, 11-0

March

1 Harvard	W, 3-0
2 Bucknell	W, 11-5
2 Harvard	W, 12-4
3 Bucknell	W, 9-1
9 Maryland*	W, 7-6
9 Maryland*	W, 5-0
10 Maryland*	L, 2-4
13 Liberty	W, 7-2
15 at Clemson*	W, 6-5 (11)
16 at Clemson*	L, 6-7
17 at Clemson*	W, 8-5
19 Yale	W, 14-3
20 Yale	W, 10-0
23 NC State*	W, 8-2
NC State*	W, 4-3
25 NC State*	W, 6-3
27 Towson	W, 7-1
29 Miami*	W, 15-4
30 Miami*	W, 8-1
31 Miami*	L, 3-4

April

2 at Liberty	W, 2-0
3 VMI	W, 8-6
6 at Wake Forest*	W, 7-6
7 at Wake Forest*	W, 8-6
8 at Wake Forest*	W, 9-7
10 Radford	L, 8-9
12 at Georgia Tech*	L, 1-2
13 at Georgia Tech*	W, 7-2
14 at Georgia Tech*	L, 2-3 (6)
17 Old Dominion	W, 10-9 (10)
20 Florida State*	W, 9-2
Florida State*	W, 2-0
21 Florida State*	W, 5-2
23 Richmond	W, 6-2
24 James Madison	W, 16-8
26 at Virginia Tech*	W, 15-6
27 at Virginia Tech*	L, 3-5
at Virginia Tech*	L, 6-11
30 at VCU	W, 11-3

May

10 Duke*	W, 6-5
11 Duke*	W, 17-8
12 Duke*	W, 14-6
14 VCU	W, 17-3
16 at North Carolina*	W, 10-4
17 at North Carolina*	L, 5-8
18 at North Carolina*	W, 8-7 (11)
22 vs. Va. Tech (13)#	L, 1-10
23 vs. Ga. Tech (13)#	W, 8-2
25 vs. Florida St (13)#	W, 7-4 (12)
31 Army +	W, 2-1

June

1 Elon +	W, 2-0
2 Elon +	W, 11-3
8 Mississippi State ^	L, 6-11
9 Mississippi State ^	L, 5-6

**2014 (53-16)**  
**NCAA COLLEGE WORLD SERIES RUNNERS-UP**  
**COACH: Brian O'Connor**

February

14 vs. Kentucky (33)	L, 3-8
15 vs. VMI (33)	W, 12-0
16 at UNC Wilmington	W, 7-2
19 at William & Mary	W, 17-2
21 East Carolina	W, 3-2
22 East Carolina	W, 4-0
23 East Carolina	W, 6-2
25 VMI	L, 2-3

March

1 Monmouth	W, 6-3
2 Monmouth	W, 5-3
Monmouth	W, 6-2
8 at Duke*	W, 3-2
at Duke*	L, 2-3
9 at Duke*	W, 2-1
11 James Madison	W, 13-2
14 Boston College*	W, 8-1

15 Boston College*	W, 3-2 (12)
Boston College*	W, 2-1
19 Towson	W, 5-3
20 Princeton	W, 14-4
22 at Miami*	L, 1-7
23 at Miami*	W, 8-3 (11)
24 at Miami*	W, 5-3
26 Longwood	W, 8-1
28 Virginia Tech*	W, 2-1
29 Virginia Tech*	W, 9-2
30 Virginia Tech*	W, 7-4

April

1 Old Dominion	W, 7-1
2 George Washington	W, 10-0
4 at Pittsburgh*	W, 4-0
5 at Pittsburgh*	L, 1-2
6 at Pittsburgh*	W, 3-0
8 at James Madison	W, 9-3
11 Clemson*	W, 3-2
12 Clemson*	L, 1-7
13 Clemson*	W, 1-0
16 William & Mary	W, 11-2
18 North Carolina*	W, 3-2
19 North Carolina*	W, 3-2
20 North Carolina*	L, 2-4
22 VCU	W, 5-4 (10)
23 Richmond	W, 13-0
25 at Florida State*	W, 5-3 (10)
26 at Florida State*	L, 0-7
27 at Florida State*	W, 4-3
29 at Old Dominion	L, 1-8

May

7 Liberty	W, 8-2
9 Georgia Tech*	W, 4-3
10 Georgia Tech*	W, 4-3 (11)
11 Georgia Tech*	W, 3-1
13 VCU	W, 12-3
16 at Wake Forest*	L, 5-6 (10)
16 at Wake Forest*	W, 7-2
17 at Wake Forest*	L, 3-4
22 vs. Maryland (4)#	L, 6-7
23 vs. N. Carolina (4)#	W, 3-2
24 vs. Florida St (4)#	L, 4-6
30 Bucknell+	W, 10-1
31 Arkansas+	W, 3-0

June

1 Arkansas+	W, 9-2
7 Maryland ^	L, 4-5
8 Maryland ^	W, 7-3
9 Maryland ^	W, 11-2
15 vs. Ole Miss (32)!	W, 2-1
17 vs. TCU (32)!	W, 3-2 (15)
20 vs. Ole Miss (32)!	W, 4-1
23 vs. Vanderbilt (32)!	L, 8-9
24 vs. Vanderbilt (32)!	W, 7-2
25 vs. Vanderbilt (32)!	L, 2-3

**2015 (44-24)**  
**NCAA CHAMPIONS**  
**COACH: Brian O'Connor**

February

13 at East Carolina	W, 3-1
14 at East Carolina	W, 9-2
at East Carolina	W, 4-2
20 vs. Marist (34)	W, 9-1
21 vs. La Salle (34)	W, 8-3
vs. Marist (34)	W, 7-2
22 vs. Marist (34)	W, 5-4 (18)
27 vs. Hartford (35)	W, 5-1
28 vs. Seton Hall (35)	W, 4-1

March

1 vs. Cornell (35)	W, 5-4
7 vs. Pittsburgh* (36)	L, 0-1
vs. Pittsburgh* (36)	W, 2-1
8 vs. Pittsburgh* (36)	W, 10-3
11 Old Dominion	L, 5-14
13 at Virginia Tech*	L, 1-2
14 at Virginia Tech*	L, 1-3
15 at Virginia Tech*	L, 5-6
17 Towson	W, 8-0
20 Florida State*	W, 8-4
21 Florida State*	L, 10-12
22 Florida State*	L, 1-13
24 Georgetown	L, 0-1
25 at Liberty	W, 10-7
28 at Notre Dame*	W, 9-1
at Notre Dame*	W, 4-2
29 at Notre Dame*	W, 5-4
31 at VCU	W, 5-3

April

1 VMI	L, 6-7
4 Louisville*	L, 1-8
5 Louisville*	L, 4-11
6 Louisville*	L, 0-4
8 James Madison	W, 14-1

10 at Georgia Tech*	W, 14-4
11 at Georgia Tech*	L, 4-11
12 at Georgia Tech*	L, 3-4
15 William & Mary	W, 3-2
17 Miami*	W, 5-4
18 Miami*	W, 5-2
19 Miami*	L, 6-8
21 Longwood	W, 14-4
22 Liberty	W, 5-2
24 at NC State*	W, 8-3
26 at NC State*	L, 3-4
at NC State*	L, 5-3 (10)
28 at Old Dominion	L, 1-3

May

8 Duke*	W, 3-1
9 Duke*	L, 7-9
10 Duke*	W, 4-2
12 Richmond	W, 8-6
14 at North Carolina*	W, 2-1 (10)
15 at North Carolina*	W, 6-2
16 at North Carolina*	W, 8-2
19 vs. Ga. Tech (13)#	W, 11-0 (7)
20 vs. Miami (13)#	L, 5-9
22 vs. Notre Dame (13)#	L, 2-8
23 vs. NC State (13)#	L, 2-10
29 vs. USC (37)+	W, 6-1
30 vs. San Diego St (37)+	W, 3-1
31 vs. USC (37)+	W, 14-10 (11)

June

5 Maryland*	W, 5-3
6 Maryland*	W, 5-4
13 vs. Arkansas (32)!	W, 5-3
15 vs. Florida (32)!	W, 1-0
19 vs. Florida (32)!	L, 5-10
20 vs. Florida (32)!	W, 5-4
22 vs. Vanderbilt (32)!	L, 1-5
23 vs. Vanderbilt (32)!	W, 3-0
24 vs. Vanderbilt (32)!	W, 4-2

**2016 (38-22)**  
**NCAA TOURNAMENT**  
**COACH: Brian O'Connor**

February

19 vs. Kent St. (35)	W, 8-6
20 vs. Appalch. St (35)	W, 8-0
21 at Coastal Carolina	L, 4-5
23 VMI	W, 18-1
26 East Carolina	L, 5-8 (10)
27 East Carolina	L, 1-6
28 East Carolina	W, 4-2

March

1 William & Mary	W, 16-8
4 Monmouth	W, 4-2
5 Monmouth	W, 11-10 (11)
6 Monmouth	L, 4-6
8 Wagner	W, 6-2
9 Wagner	W, 20-7
11 at Duke (13)*	W, 6-0
12 at Duke (13)*	W, 7-6
13 at Duke (13)*	L, 0-3
15 Towson	W, 4-3
16 Towson	W, 10-8
18 Wake Forest*	W, 4-0
Wake Forest*	W, 6-4
19 Wake Forest*	L, 8-9
22 James Madison	W, 15-6
25 at Louisville*	W, 6-3
26 at Louisville*	L, 4-11
27 at Louisville*	L, 0-15
30 Old Dominion	L, 4-5

April

1 NC State*	L, 7-8
2 NC State*	W, 5-3
3 NC State*	L, 2-5
5 at VCU	L, 5-7
6 George Wash.	W, 15-3
8 at Boston College*	W, 3-0
9 at Boston College*	L, 2-3
10 at Boston College*	L, 4-5 (13)
13 Longwood	W, 9-4
15 North Carolina*	W, 7-4
16 North Carolina*	L, 1-8
17 North Carolina*	W, 15-9
19 Radford	W, 11-3
20 VCU	L, 5-11
22 at Miami*	W, 6-5
23 at Miami*	L, 2-9
24 at Miami*	W, 7-3
26 at Old Dominion	W, 8-4
28 at Pittsburgh*	W, 5-1
at Pittsburgh*	W, 7-6

May

1 at Pittsburgh*	W, 9-1
3 at Liberty	W, 7-3
13 Georgia Tech*	W, 6-3

**KEY**

- 1 - Norfolk, Va.
- 2 - Washington, D.C.
- 3 - Annapolis, Md.
- 4 - Greensboro, N.C.
- 5 - Richmond, Va.
- 6 - Gastonia, N.C.
- 7 - Fort Royal, Va.
- 8 - Statesboro, Ga.
- 9 - East Carolina University
- 10 - Chapel Hill, N.C.
- 11 - Rollins College, Orlando, Fla.
- 12 - Madison, Va.
- 13 - Durham, N.C.
- 14 - Greenville, S.C.
- 15 - Clemson, S.C.
- 16 - Auburn, Ala.
- 17 - Jacksonville, Fla.
- 18 - Lynchburg, Va.
- 19 - Pulaski, Va.
- 20 - Florida A&M, Tallahassee, Fla.
- 21 - Prince William, Va.
- 22 - Salem, Va.
- 23 - Tuscaloosa, Ala.
- 24 - Fort Mill, S.C.
- 25 - St. Petersburg, Fla.
- 26 - Corvallis, Ore.
- 27 - Atlanta, Ga.
- 28 - Coral Gables, Fla.
- 29 - Fullerton, Calif.
- 30 - Irvine, Calif.
- 31 - Oxford, Miss.
- 32 - Omaha, Neb.
- 33 - Wilmington, N.C.
- 34 - Charleston, S.C.
- 35 - Myrtle Beach, S.C.
- 36 - Cary, N.C.
- 37 - Lake Elsinore, Calif.

\* ACC Game  
# ACC Tournament  
+ NCAA Regional  
^ NCAA Super Regional  
! College World Series

# GAME-BY-GAME SERIES HISTORY VS ACC, 2017 OPPONENTS

## BOSTON COLLEGE (19-5)

4/14/2006	H	W	8-3
4/15/2006	H	W	5-4
4/16/2006	H	W	5-0
5/17/2007	A	W	5-4 (10)
5/18/2007	A	W	11-3
3/21/2008	H	W	7-3
3/22/2008	H	W	5-4 (10)
3/23/2008	H	W	8-6
4/17/2009	A	W	8-3
4/18/2009	A	L	6-9
4/19/2009	A	W	2-0
3/19/2010	H	W	7-1
3/20/2010	H	W	4-3
3/21/2010	H	W	11-1
4/29/2011	A	W	17-0
4/30/2011	A	L	4-5 (11)
5/1/2011	A	W	4-0
2/17/2012	vs.	L	3-5
3/14/2014	H	W	8-3
3/15/2014	H	W	3-2 (12)
3/15/2014	H	W	2-1
4/8/2016	A	L	3-0
4/9/2016	A	L	2-3
4/10/2016	A	L	4-5 (13)

## THE CITADEL (4-0)

3/10/1979	A	W	5-4
2/12/1999	A	W	5-1
2/24/2002	A	W	5-4
2/10/2006	vs.	W	5-3

## CLEMSON (53-104)

4/7/1955	L	2-3	
4/8/1955	L	9-11	
3/30/1956	W	7-3	
3/31/1956	W	9-6	
3/29/1957	W	6-2	
5/11/1957	W	8-3	
4/4/1958	L	1-10	
4/14/1958	L	4-10	
3/27/1959	L	1-13	
4/15/1959	W	4-3	
4/8/1960	L	5-15	
4/19/1960	L	2-6	
4/1/1961	L	9-23	
4/22/1961	L	6-10	
4/16/1962	L	2-11 (7)	
4/16/1962	W	7-5	
4/12/1963	W	5-4	
4/13/1963	L	4-9	
3/27/1964	L	1-9	
3/28/1964	L	9-11	
4/19/1965	L	2-5	
4/20/1965	W	1-0	
4/11/1966	L	4-8	
4/12/1966	L	3-18	
5/10/1967	W	7-2	
5/11/1967	W	2-0	
3/29/1968	L	4-6	
4/11/1969	A	5-12	
4/11/1969	A	L	3-9
5/16/1969	H	W	2-0
4/19/1970	H	L	3-5 (7)
4/19/1970	H	W	3-1 (7)
5/8/1970	A	L	2-6
5/6/1971	A	W	16-5
5/7/1971	A	L	2-7
5/6/1972	H	W	4-3
5/6/1972	H	W	5-2
5/7/1972	H	W	5-2
4/6/1973	A	W	6-4
4/15/1973	H	L	3-11
4/20-22/73*	H	L	1-3
4/19/1974	A	L	2-3 (16)
4/19/1974	A	W	4-1
4/26/1974 #	H	W	3-2
4/28/1974 #	H	L	6-9
4/4/1975	A	L	2-4
4/18/1975	H	L	3-6
4/16/1976	A	L	0-9
4/17/1976	A	L	0-9
4/16/1977	H	L	3-8
4/17/1977	H	L	4-26
3/16/1978	A	L	4-14
3/17/1978	A	L	3-4
4/25/1979	H	L	4-10
4/17/1980	A	L	1-3
4/18/1980	A	L	5-6
4/18/1981	H	L	7-11
4/19/1981	H	L	5-11
4/17/1982	A	L	1-9
4/18/1982	A	L	6-17
4/22/1982	A	W	6-4
4/14/1983	H	L	1-8

4/20/1983 #	(10)	L	5-12
3/15/1984	A	L	2-6
3/16/1984	A	L	2-7
4/19/1984 #	(13)	L	6-7
3/28/1985	H	W	19-1
4/20/1985 #	(27)	L	8-10
3/12/1986	A	L	4-15
3/13/1987	A	L	4-6
3/14/1987	A	L	2-9
4/13/1987	H	L	4-11
3/12/1988	A	L	6-9
5/2/1988	H	L	3-8
5/3/1988	H	L	0-6
3/11/1989	A	L	4-10
3/12/1989	A	L	2-8
4/14/1989	H	L	0-8
5/13/1990 #	(14)	L	3-7
3/15/1991	A	L	2-5
3/16/1991	A	L	1-15
3/17/1991	A	L	8-12
5/14/1991 #	(14)	L	4-7 (11)
3/20/1992	H	L	6-8
3/21/1992	H	L	3-5
3/22/1992	H	L	2-8
5/9/1992 #	(14)	L	2-3 (10)
3/12/1993	A	L	1-15
4/1/1994	H	L	2-3
4/2/1994	H	L	6-11
4/3/1994	H	L	4-11
4/7/1995	A	L	4-5
4/8/1995	A	L	0-9
4/9/1995	A	L	2-5
3/29/1996	H	L	1-8
3/30/1996	H	W	2-3
3/31/1996	H	L	3-9
5/17/1996 #	(13)	W	4-2
3/14/1997	A	L	2-3
3/15/1997	A	L	1-6
3/16/1997	A	L	3-7
4/3/1998	H	L	7-9
4/4/1998	H	W	7-6
4/5/1998	H	L	6-15
5/1/1999	A	W	9-3
5/1/1999	A	L	4-5 (11)
5/2/1999	A	L	5-12
5/13/2000	H	L	7-9
5/13/2000	H	W	11-0
5/14/2000	H	L	9-20
5/17/2000 #	(24)	L	5-9
5/20/2000 #	(24)	L	5-12
5/12/2001	A	L	1-8
5/12/2001	A	L	1-17
5/13/2001	A	L	4-5
5/16/2001 #	(24)	W	7-3
5/11/2002	H	L	4-15
5/12/2002	H	L	2-15
5/13/2002	H	L	3-5
4/4/2003	A	L	4-9
4/5/2003	A	W	4-1
4/6/2003	A	L	2-9
4/9/2004	H	W	5-1
4/10/2004	H	W	4-3
4/10/2004	H	W	3-1
4/15/2005	A	L	4-13
4/16/2005	A	L	2-3
4/17/2005	A	W	9-2
5/25/2005 #	(17)	W	8-1
5/28/2005 #	(17)	W	5-4
3/17/2006	H	W	2-1
3/18/2006	H	W	10-2
3/19/2006	H	W	7-4
4/20/2007	A	W	5-3
4/21/2007	A	W	3-0
4/22/2007	A	L	1-2
5/21/2009	vs.	W	6-5
3/26/2010	H	W	4-3
3/27/2010	H	L	5-8
3/27/2010	H	W	3-1
3/11/2011	A	W	5-0
3/12/2011	A	W	8-7
3/13/2011	A	W	7-6
3/23/2012	H	W	6-3
3/24/2012	H	W	5-1
3/25/2012	H	W	5-3
5/24/2012	vs.	W	3-2
3/15/2013	A	W	6-5 (11)
3/16/2013	A	L	6-7
3/17/2013	A	W	8-5
4/11/2014	H	W	3-2
4/12/2014	H	L	1-7
4/13/2014	H	W	1-0
5/26/2016 #	(13)	L	4-5

## DUKE (98-56-1)

1926	W	8-2	
1928	L	0-11	
1929	L	2-12	
1930	L	8-15	
1947	W	3-2	
5/7/1955	L	12-16	
4/14/1956	L	2-8	
5/8/1956	L	0-10	
4/20/1957	L	1-2	
5/4/1957	L	1-8	
4/8/1958	L	4-5	
4/24/1959	W	8-3	
5/16/1959	L	6-14	
4/15/1960	T	7-7	
5/10/1960	L	1-5 (8)	
5/10/1960	L	0-6 (7)	
4/15/1961	L	2-9	
5/19/1961	L	1-5	
4/28/1962	L	2-9	
5/10/1962	W	11-9	
4/20/1963	L	5-7	
5/11/1963	L	6-8	
4/18/1964	W	5-0	
5/8/1964	W	2-1	
4/9/1965	W	3-1	
4/30/1965	W	8-3	
4/16/1966	L	1-3 (11)	
4/29/1966	L	0-4	
4/8/1967	W	6-4	
4/21/1967	W	10-3	
4/12/1968	L	1-6	
4/12/1968	L	3-6	
5/3/1968	W	6-2	
4/17/1969	A	W	8-1
4/17/1969	A	L	0-1
5/2/1969	H	W	6-1
4/10/1970	A	L	5-8
5/2/1970	H	W	6-1 (7)
5/2/1970	H	W	5-1 (7)
4/9/1971	A	W	3-0
5/2/1971	A	W	3-0
4/15/1972	H	L	2-4
4/30/1972	A	W	4-3
4/14/1973	H	W	8-0
4/14/1973	H	W	6-3
4/7/1974	H	W	12-1
4/20/1974	A	W	2-1
4/6/1975	A	W	7-3
4/19/1975	H	W	13-9
4/4/1976	H	W	4-3 (11)
4/5/1976	H	W	6-3
4/7/1978	H	W	6-5
4/9/1978	A	L	5-6
3/31/1979	A	L	8-9
3/31/1979	A	W	5-2
4/6/1980	H	W	7-5
3/22/1981	A	L	5-6
4/11/1981	H	W	9-5
4/21/1981	(10)	L	3-4
3/31/1984	H	W	5-3
4/7/1984	A	W	5-3
4/6/1985	A	W	19-8
4/14/1985	H	W	8-2
4/12/1986	H	W	11-8
5/14/1987 #	(15)	L	0-5
4/2/1988	H	W	9-5 (7)
4/2/1988	H	W	2-1 (8)
4/24/1988	A	W	21-15
5/12/1988 #	(14)	W	7-1
3/25/1989	A	W	7-0
3/25/1989	A	W	4-3
4/23/1989	H	W	7-4
4/1/1990	A	L	4-7
4/1/1990	A	W	9-8
3/30/1991	H	W	5-4
3/31/1991	H	W	5-4 (7)
3/31/1991	H	W	10-7 (7)
3/27/1992	A	W	4-2 (10)
3/28/1992	A	L	3-8
3/29/1992	A	L	1-3
5/10/1992 #	(14)	L	9-12
4/29/1993	H	W	1-0
4/30/1993	H	L	3-4
5/1/1993	H	W	5-1
4/22/1994	A	L	1-6
4/23/1994	A	L	8-10
3/24/1994	A	L	12-13
4/27/1995	H	W	8-7
4/28/1995	H	W	5-1
4/29/1995	H	W	4-3
4/5/1996	A	W	3-2
4/6/1996	A	L	3-5
4/7/1996	A	L	0-3 (7)
4/25/1997	H	L	1-4

4/26/1997	H	W	3-0
5/15/1997 #	(25)	L	3-16
3/13/1998	A	L	2-14
3/14/1998	A	L	10-13
3/15/1998	A	L	6-9
3/19/1999	H	W	15-5
3/20/1999	H	W	15-3
4/7/2000	A	W	10-4
4/8/2000	A	W	12-3
4/9/2000	A	L	1-10
3/16/2001	H	W	4-3
3/17/2001	H	L	11-12
3/18/2001	H	W	14-5
3/22/2002	A	W	6-4 (10)
3/23/2002	A	W	8-3
3/24/2002	A	W	9-5
3/21/2003	H	W	13-1
3/22/2003	H	W	9-2
3/23/2003	H	W	6-0
4/2/2004	A	W	8-1
4/3/2004	A	W	6-5
4/4/2004	A	W	3-1
5/26/2004 #	(22)	L	4-6
5/19/2005	H	W	7-1
5/20/2005	H	W	7-2
5/21/2005	H	W	10-4
4/7/2006	A	L	3-4
4/8/2006	A	W	7-3
4/9/2006	A	W	6-4
4/6/2007	H	L	4-0
4/7/2007	H	L	9-13
4/8/2007	H	W	8-1
3/14/2008	A	L	8-9
3/15/2008	A	W	10-1
3/16/2008	A	L	1-4
5/8/2009	H	L	4-11
5/9/2009	H	W	10-9
5/10/2009	H	W	12-1
5/23/2009	A	W	11-7
4/30/2010	A	W	12-3
5/1/2010	A	W	11-1
5/2/2010	A	W	10-6
4/15/2011	H	W	10-0
4/17/2011	H	W	3-2 (11)
4/17/2011	H	W	18-4
4/20/2012	A	L	3-6
4/21/2012			



# GAME-BY-GAME SERIES HISTORY VS ACC, 2017 OPPONENTS

## GEORGIA TECH (53-71-2)

4/28/1924 H W 8-4  
 4/29/1924 H L 1-3  
 5/6/1924 A W 7-4  
 4/30/1926 H W 7-6  
 4/2/1926 H L 6-7  
 4/2/1973 A W 6-4  
 4/3/1973 A T 11-11  
 3/4/1974 A W 14-6  
 3/5/1974 A L 2-4  
 3/7/1974 A L 3-8  
 3/6/1976 A W 9-7  
 3/7/1976 A L 2-3  
 4/19/1980 A W 5-4  
 4/20/1980 A W 10-8  
 4/16/1981 H W 11-1  
 4/17/1981 H W 10-8  
 4/22/1981 # (10) L 2-5  
 4/16/1982 A L 4-6 (7)  
 4/16/1982 A L 2-12 (7)  
 3/22/1983 H L 8-19  
 3/23/1983 H W 15-2  
 4/21/1983 # (10) W 8-1  
 3/9/1984 A L 2-7  
 3/10/1984 A W 13-1  
 3/30/1985 H L 4-8  
 3/31/1985 H W 9-4  
 3/8/1986 A L 7-9  
 3/9/1986 A L 4-18  
 3/12/1987 A L 2-18  
 3/28/1987 H W 3-2  
 3/29/1987 H W 19-3  
 3/19/1988 A L 10-11 (10)  
 3/20/1988 A W 12-9  
 3/27/1988 H L 2-13  
 5/14/1988 # (14) L 4-5  
 3/10/1989 A L 0-18  
 4/16/1989 H L 2-3  
 4/16/1989 H L 2-6  
 5/13/1989 # (14) L 0-3  
 3/9/1990 A L 6-17  
 3/10/1990 A L 4-9  
 3/11/1990 A L 6-13  
 3/25/1991 H W 6-5  
 3/26/1991 H L 1-11  
 3/27/1991 H L 0-13  
 5/13/1991 # (14) L 3-9  
 3/13/1992 A L 3-4 (7)  
 3/13/1992 A L 4-10 (7)  
 3/14/1992 A L 4-5 (10)  
 3/26/1993 H L 3-6 (10)  
 3/28/1993 H W 3-2 (7)  
 3/28/1993 H L 5-7 (7)  
 3/11/1994 A L 1-4  
 3/1/1994 A L 2-6  
 3/13/1994 A L 6-7  
 4/21/1995 H W 2-1  
 4/22/1995 H L 13-18  
 4/23/1995 H W 4-1  
 5/18/1995 # (14) L 2-3  
 3/16/1996 A L 6-7  
 3/16/1996 A L 4-5  
 3/17/1996 A L 5-13  
 5/18/1996 # (13) W 8-4  
 4/13/1997 H L 2-8  
 4/13/1997 H L 2-4 (7)  
 4/13/1997 H W 10-8 (7)  
 3/6/1998 A L 3-5  
 3/7/1998 A L 4-27  
 4/2/1999 H W 7-6 (14)  
 4/3/1999 H L 6-7  
 4/4/1999 H W 6-5  
 4/14/2000 A L 4-8  
 4/15/2000 A L 1-5  
 4/16/2000 A L 6-12  
 3/30/2001 H W 3-1  
 3/31/2001 H L 3-10  
 4/1/2001 H L 9-13  
 4/26/2002 A W 5-1  
 4/27/2002 A L 2-3 (12)  
 4/28/2002 A L 3-9  
 5/9/2003 H L 0-7  
 5/10/2003 H L 2-5  
 5/11/2003 H L 0-1  
 3/12/2004 A W 4-3  
 3/13/2004 A W 2-1  
 3/14/2004 A W 8-5 (10)  
 4/22/2005 H W 4-2  
 4/23/2005 H W 9-2  
 4/24/2005 H W 2-1  
 5/29/2005 # (17) L 3-4  
 3/10/2006 A L 2-8  
 3/11/2006 A L 6-7  
 3/12/2006 A W 6-3

4/13/2007 H L 1-2 (11)  
 4/14/2007 H W 7-6  
 5/24/2007 # (17) W 4-1  
 5/15/2008 H W 4-2  
 5/16/2008 H L 8-14  
 5/17/2008 H L 7-9  
 4/11/2009 A L 6-7  
 4/11/2009 A W 11-10  
 4/12/2009 A T 4-4  
 4/9/2010 H W 7-4  
 4/10/2010 H L 7-9  
 4/11/2010 H W 9-1  
 4/8/2011 A W 6-2  
 4/9/2011 A W 12-9  
 4/10/2011 A L 8-10  
 5/11/2012 H W 6-5  
 5/12/2012 H W 4-2  
 5/13/2012 H L 5-4 (10)  
 5/25/2012 # (4) L 17-5 (7)  
 4/12/2013 A L 1-2  
 4/13/2013 A W 7-2  
 4/14/2013 A L 2-3 (6)  
 5/23/2013 # (13) W 8-2  
 5/9/2014 H W 4-3  
 5/10/2014 H W 4-3 (10)  
 5/11/2014 H W 3-1  
 4/10/2015 A W 14-4  
 4/11/2015 A L 4-11  
 4/12/2015 A L 3-4  
 5/19/2015 # (4) W 11-0 (7)  
 5/13/2016 H W 6-3  
 5/14/2016 H W 9-4  
 5/15/2016 H L 4-5

## JAMES MADISON (41-25-1)

3/24/1976 H L 8-9  
 4/9/1976 A W 8-5  
 3/21/1977 H L 4-9  
 4/13/1978 H L 6-8  
 3/26/1979 H W 14-6  
 3/27/1980 A W 5-3  
 3/28/1980 A W 4-2  
 4/27/1981 H L 1-3  
 4/30/1981 A L 1-3  
 4/9/1982 A L 5-13  
 4/28/1982 H L 3-14  
 3/29/1983 A L 0-3 (7)  
 3/29/1983 A W 11-6 (7)  
 4/25/1984 H L 3-5  
 4/25/1984 H W 11-1  
 4/8/1985 H L 9-18  
 4/25/1985 A W 9-6 (10)  
 4/4/1986 H W 3-2  
 3/8/1986 A L 5-9  
 3/25/1987 A L 1-5 (8)  
 3/30/1988 H W 16-3  
 4/13/1988 A L 10-13  
 4/5/1989 A W 7-6 (10)  
 4/18/1989 H L 6-7  
 3/27/1990 H W 13-12  
 4/4/1990 A W 16-14 (11)  
 3/20/1991 H W 4-2  
 4/16/1991 A L 1-4  
 4/14/1992 H W 6-3  
 3/3/1993 H L 1-2  
 4/27/1993 A L 4-6  
 3/16/1994 A W 4-2  
 4/27/1994 H W 8-1  
 3/1/1995 H W 5-2  
 3/27/1996 A W 3-2  
 4/9/1996 H W 5-3 (10)  
 4/2/1997 A W 12-8  
 4/16/1997 H L 9-11 (12)  
 3/24/1998 A W 11-3  
 4/20/1998 H W 8-7  
 5/15/1999 A W 13-2  
 5/16/1999 H W 5-4  
 3/8/2000 A L 6-14  
 4/24/2000 H L 1-3  
 4/17/2001 H L 3-4  
 4/24/2001 A L 6-7 (10)  
 4/1/2002 H L 2-3 (10)  
 4/2/2002 A L 4-13  
 3/4/2003 H W 3-2  
 3/25/2003 H W 13-3  
 3/26/2003 A W 5-4  
 2/24/2004 H W 10-1  
 3/9/2005 H W 13-2  
 5/17/2005 A W 10-2  
 3/6/2007 A W 6-5  
 4/25/2007 H L 6-7 (14)  
 3/17/2010 A W 6-3  
 4/6/2010 H W 9-4  
 3/16/2011 H W 7-3

2/18/2012 (41) T 4-4  
 3/6/2012 A W 14-6  
 4/4/2012 H W 15-5  
 4/24/2013 H W 16-8  
 3/11/2014 H W 13-2  
 4/8/2014 A W 9-3  
 4/8/2015 H W 14-1  
 3/22/2016 H W 15-6

## LA SALLE (1-0)

2/21/2015 (34) W 8-3

## LIBERTY (35-20-1)

3/16/1976 H W 16-6  
 3/30/1977 A L 2-3  
 4/6/1978 H W 5-1  
 4/29/1981 A L 6-9  
 5/5/1981 H L 4-10  
 4/13/1982 H W 26-5  
 5/4/1982 A L 10-12  
 3/7/1984 H W 4-3  
 4/1/1985 H L 14-16  
 4/29/1985 A W 5-3  
 3/24/1986 H L 5-9  
 4/29/1986 A L 2-3  
 3/2/1987 A L 3-5  
 4/20/1987 H W 8-6  
 4/21/1988 H W 11-2  
 4/3/1989 A W 10-7  
 4/21/1989 H W 15-3  
 2/28/1990 H W 17-5  
 4/30/1990 A L 0-4  
 2/25/1991 H T 5-5 (7)  
 4/18/1991 A L 2-6  
 3/2/1992 A W 13-5  
 3/19/1992 H L 5-6  
 3/10/1993 A W 6-2  
 3/31/1993 H W 4-2  
 4/28/1994 H L 6-7 (10)  
 5/3/1994 H W 4-1  
 3/2/1995 H L 3-5  
 5/1/1995 A W 13-1  
 2/28/1996 H W 7-2  
 3/6/1996 A L 4-5  
 3/4/1997 H W 8-5  
 3/10/1998 A W 11-8  
 3/11/1998 H W 8-4  
 3/23/1999 A L 4-5  
 4/27/1999 H W 11-6  
 2/23/2000 A L 5-6  
 2/25/2000 H L 6-9 (8)  
 3/1/2001 A W 13-10  
 4/10/2001 H L 4-5 (11)  
 3/5/2002 A L 7-9  
 4/23/2002 H W 5-3  
 2/24/2003 A W 15-5  
 4/2/2003 H W 3-0  
 5/18/2004 A W 6-4  
 5/19/2004 H W 5-4  
 4/5/2005 A W 10-2  
 4/9/2008 H W 7-3  
 4/28/2009 H W 5-2  
 2/28/2012 H L 0-8  
 3/13/2013 H W 7-2  
 4/2/2013 A W 2-0  
 5/7/2014 H W 8-2  
 3/25/2015 A W 10-7  
 4/22/2015 H W 5-2  
 5/3/2016 A W 7-3

## LONGWOOD (13-2)

3/17/1980 H W 10-8  
 4/11/1980 A L 12-13  
 4/20/1981 H W 11-5  
 3/12/1982 A W 8-4  
 4/19/1982 H W 13-11  
 4/9/1984 H L 1-2  
 4/2/1985 H W 3-2  
 3/8/2005 H W 8-0  
 4/20/2005 H W 5-1  
 4/12/2006 H W 6-4  
 3/28/2007 H W 4-3  
 4/8/2008 H W 6-0  
 3/26/2014 H W 8-1  
 4/21/2015 H W 14-4  
 4/13/2016 H W 9-4

## LOUISVILLE (2-5)

4/4/2015 H L 1-8  
 4/5/2015 H L 4-11  
 4/6/2015 H L 0-4  
 3/25/2016 A W 6-3  
 3/26/2016 A L 4-11  
 3/27/2016 A L 0-15  
 5/28/2016 # (13) W 7-2

## MIAMI (FLA.) (26-24)

5/25/1985 + (28) L 6-11  
 3/27/2001 A W 5-0  
 3/28/2001 A L 1-5  
 3/29/2001 A L 6-12  
 4/11/2003 H L 1-6  
 4/12/2003 H L 4-10  
 4/13/2003 H W 17-2 (7)  
 4/23/2004 A L 0-8  
 4/24/2004 A L 3-22  
 4/25/2004 A W 4-3  
 5/13/2005 H L 6-7  
 5/14/2005 H L 0-1  
 5/15/2005 H W 4-3  
 4/21/2006 A W 8-2  
 4/22/2006 A W 15-7  
 4/23/2006 A L 8-9 (10)  
 3/23/2007 H W 4-1  
 3/24/2007 H W 3-0  
 3/25/2007 H L 2-4  
 3/25/2008 A L 0-1  
 3/26/2008 A L 3-4 (10)  
 3/27/2008 A L 0-10  
 5/25/2008 # (17) L 4-8  
 3/20/2009 H W 9-4  
 3/21/2009 H L 3-4  
 3/22/2009 H L 5-7 (8)  
 5/20/2010 A L 4-5 (11)  
 5/21/2010 A W 3-1  
 5/22/2010 A W 7-4  
 5/29/2010 # (4) W 12-8  
 5/13/2011 H L 2-6  
 5/14/2011 H W 3-2  
 5/15/2011 H W 5-4  
 5/27/2011 # (13) W 6-4  
 4/28/2012 A W 7-3  
 4/29/2012 A W 7-4  
 4/30/2012 A W 7-4  
 3/9/2013 H W 7-6  
 3/9/2013 H W 5-0  
 3/10/2013 H L 2-4  
 3/22/2014 A L 1-7  
 3/23/2014 A W 8-3 (11)  
 3/24/2014 A W 5-3  
 4/17/2015 H W 5-4  
 4/18/2015 H W 5-2  
 4/19/2015 H L 6-8  
 5/20/2015 # (4) L 5-9  
 4/22/2016 A W 6-5  
 4/23/2016 A L 2-9  
 4/24/2016 A W 7-3

## MONMOUTH (8-1)

2/24/2012 H W 18-4  
 2/25/2012 H W 7-1  
 2/26/2012 H W 13-1  
 3/1/2014 H W 6-3  
 3/2/2014 H W 5-3  
 3/2/2014 H W 6-2  
 3/4/2016 H W 4-2  
 3/5/2016 H W 11-10 (11)  
 3/6/2016 H L 4-6

## NIAGARA (2-0)

3/13/2007 H W 29-2  
 3/2/2011 H W 7-0

## NORTH CAROLINA (107-179-4)

5/1/1891 (5) W 6-1  
 5/10/1892 (5) W 5-2  
 5/11/1892 H L 4-7  
 4/28/1893 (18) W 5-2  
 5/4/1894 H L 2-4  
 5/5/1894 H W 10-2  
 5/18/1895 (4) L 7-0  
 4/25/1896 (39) L 6-14  
 3/27/1897 A W 7-6  
 4/26/1897 H W 10-4  
 4/20/1901 H W 9-2  
 4/18/1902 A W 5-4 (10)  
 4/19/1902 (34) L 7-9  
 5/3/1902 H W 11-1  
 4/29/1903 L 3-10  
 4/30/1903 T 15-15

5/9/1903 L 1-4  
 4/23/1904 A W 9-2  
 5/4/1905 A L 1-6  
 5/5/1905 vs. L 2-3  
 4/23/1906 (5) L 1-6  
 4/24/1906 H W forfeit  
 5/3/1906 A W 4-3  
 4/15/1907 H W 5-1  
 4/20/1907 (4) W 5-2  
 4/6/1908 (4) L 1-2  
 4/22/1908 H W 5-4  
 4/19/1909 (4) W 3-1  
 4/30/1909 H L 6-7  
 4/8/1910 W 4-3  
 4/9/1910 W 6-2  
 4/22/1910 L 0-3  
 1911 W 3-1  
 1911 L 0-1  
 1911 L 0-1  
 1912 W 2-1  
 1912 L 3-10  
 1912 L 0-4  
 1912 W 4-0  
 1913 L 4-5  
 1913 W 12-9  
 1914 W 2-0  
 1914 W 9-1  
 1914 W 6-1  
 1915 W 5-3  
 1915 W 5-2  
 1915 L 5-8  
 1916 W 5-2  
 1916 W 8-3  
 1917 L 2-3  
 1918 L 0-3  
 1918 W 4-0  
 1918 W 2-1  
 1919 W 2-1  
 1919 T 3-3  
 1919 L 1-7  
 1919 W 11-4  
 1920 W 4-3  
 1920 W 8-7  
 1921 L 3-5  
 1921 L 3-7  
 1921 L 2-3  
 1922 L 0-6  
 1922 L 0-4  
 1922 L 0-7  
 1922 L 0-6  
 1923 L 1-2  
 1923 L 3-12  
 1923 W 4-3  
 1924 L 4-7  
 1924 L 2-3  
 1924 L 8-13  
 1925 L 6-8  
 1925 W 4-1  
 1925 W 2-1  
 1926 W 7-3  
 1926 L 4-12  
 1926 W 6-2  
 1927 L 7-10  
 1927 W 6-2  
 1927 L 10-11  
 4/14/1928 H L 4-6  
 5/11/1928 W 5-3  
 5/12/1928 (4) L 4-8  
 4/13/1929 H L 4-5  
 5/10/1929 A L 4-6  
 5/11/1929 (4) L 2-4  
 4/12/1930 H L 5-8  
 5/9/1930 (4) L 1-12  
 4/11/1931 H L 1-6  
 5/8/1931 A L 2-6  
 5/9/1931 (4) L 4-15  
 4/8/1932 H W 5-4  
 5/6/1932 A L 3-4  
 4/10/1934 H L 1-3  
 5/4/1934 A L 3-16  
 5/3/1935 (4) L 3-5  
 5/4/1935 (4) W 4-0  
 5/1/1936 A L 2-14  
 4/30/1937 A T 7-7 (12)  
 5/1/1937 A L 2-7  
 1938 L 3-6  
 1938 L 5-9  
 4/15/1939 H W 10-5  
 1939 L 4-15  
 4/25/1940 H L 3-6  
 5/4/1940 A L 5-9  
 1941 L 7-8  
 4/23/1942 H L 1-18  
 5/2/1942 A L 2-5

# GAME-BY-GAME SERIES HISTORY VS ACC, 2017 OPPONENTS

5/1/1943 (4) W 10-8  
 4/11/1946 H L 5-6  
 4/4/1947 A W 5-3  
 5/8/1947 H L 5-6  
 3/26/1948 A L 1-3  
 5/6/1948 H W 4-0  
 4/14/1949 A L 5-6  
 5/7/1949 H T 6-6  
 5/4/1950 H W 9-4  
 3/22/1951 A W 5-4  
 3/22/1952 A L 0-5  
 4/18/1953 H L 5-8  
 3/24/1954 A L 0-2  
 4/29/1955 H L 2-7  
 4/13/1956 A L 1-15  
 4/9/1957 H L 1-6  
 4/10/1957 A L 4-5  
 5/3/1958 A L 1-7  
 5/10/1958 H L 7-15  
 5/2/1959 H L 3-15  
 5/8/1959 A L 2-5  
 4/25/1960 A L 0-13  
 5/3/1960 A L 8-11  
 5/6/1961 H W 4-2  
 5/6/1961 H W 7-2  
 4/21/1962 A W 2-1  
 5/5/1962 H W 11-5  
 4/27/1963 H W 5-2  
 5/4/1963 A L 4-12  
 4/25/1964 H L 0-1  
 5/2/1964 A L 4-9  
 5/8/1965 H W 5-2  
 5/15/1965 A L 2-3  
 4/23/1966 A L 2-3  
 5/7/1966 H L 1-2  
 4/14/1967 H L 1-7  
 5/5/1967 A L 1-2 (10)  
 4/6/1968 A L 2-3  
 4/6/1968 A W 4-1  
 5/10/1968 H L 0-6  
 4/25/1969 H L 1-3  
 4/25/1969 H L 1-6  
 5/10/1969 A L 0-5  
 3/3/1970 H L 1-7  
 4/25/1970 A L 0-4 (7)  
 4/25/1970 A W 6-1 (7)  
 4/24/1971 A L 5-12  
 4/27/1971 H W 5-4  
 4/9/1972 A L 1-8  
 3/24/1973 H L 5-6  
 4/8/1973 A L 2-6  
 4/21/1974 A L 0-5  
 4/21/1974 A L 5-6  
 4/5/1975 A L 1-5  
 4/20/1975 H W 3-2  
 4/24/1975 # A L 2-5  
 4/3/1976 H L 0-19  
 4/18/1976 A L 3-4  
 4/22/1976 # (15) W 8-6  
 4/15/1977 H W 8-3  
 4/15/1977 H L 4-7  
 4/2/1978 H L 11-12  
 4/8/1978 A W 8-4  
 4/7/1979 A L 2-4  
 4/22/1979 H W 3-2  
 3/22/1980 H L 6-11  
 3/28/1981 A W 9-8  
 3/16/1982 A L 2-5  
 4/10/1982 H W 9-8  
 4/21/1982 # A W 6-3  
 4/25/1982 # A L 2-3 (12)  
 4/17/1983 A L 5-11 (7)  
 4/17/1983 A L 0-8 (7)  
 4/24/1983 # (10) L 4-5 (11)  
 3/24/1984 A L 4-10  
 4/14/1984 H L 1-5  
 3/16/1985 H W 7-6  
 3/24/1985 A L 5-6  
 4/19/1985 # (27) W 10-3  
 3/21/1986 H L 4-6  
 3/29/1986 A L 14-15  
 5/14/1986 # (13) L 4-5  
 5/16/1986 # (13) L 7-9  
 4/12/1987 A L 6-10  
 4/19/1987 H L 1-4 (7)  
 4/19/1987 H L 1-9 (7)  
 3/15/1988 H L 9-14  
 4/9/1988 A L 1-12 (7)  
 4/9/1988 A W 13-5 (7)  
 4/15/1988 A L 9-14  
 5/11/1988 # (14) L 1-13  
 4/1/1989 H L 3-4 (10)  
 4/2/1989 H L 5-10  
 4/9/1989 A L 4-5 (14)

5/15/1990 # (14) L 3-7  
 4/12/1991 A L 1-3  
 4/13/1991 A L 4-6  
 4/14/1991 A W 7-1  
 5/13/1991 # (14) W 5-1  
 4/10/1992 H L 5-7  
 4/11/1992 H L 4-5  
 4/12/1992 H W 13-3  
 4/9/1993 A L 4-9  
 4/10/1993 A L 1-4  
 4/11/1993 A L 2-9  
 4/8/1994 H L 1-2  
 4/9/1994 H L 1-2  
 4/10/1994 H L 6-8  
 3/17/1995 A L 0-5  
 3/18/1995 H L 11-12 (10)  
 3/19/1995 A L 5-6  
 3/23/1996 H W 15-0  
 3/24/1996 H L 4-5  
 3/25/1996 H W 9-7  
 4/18/1997 A L 4-6  
 4/19/1997 A W 13-2  
 4/20/1997 A L 9-11 (12)  
 3/27/1998 H L 5-6  
 3/28/1998 H W 18-5  
 3/29/1998 H W 12-7  
 4/16/1999 A L 9-10  
 4/17/1999 A L 2-3  
 4/18/1999 A L 5-6  
 4/21/2000 H W 6-5  
 4/22/2000 H L 4-5  
 4/23/2000 H W 10-6  
 4/13/2001 A L 6-10  
 4/14/2001 A L 6-7  
 4/15/2001 A W 5-2  
 3/29/2002 H L 4-15  
 3/30/2002 H L 0-5  
 3/31/2002 H W 8-3  
 5/22/2002 # (22) L 10-11  
 5/16/2003 A W 6-4  
 5/16/2003 A L 3-4 (10)  
 5/17/2003 A W 7-5 (10)  
 3/19/2004 H L 3-5 (11)  
 3/20/2004 H L 4-8  
 3/21/2004 H W 6-2  
 4/1/2005 A L 7-8 (14)  
 4/2/2005 A L 5-10  
 4/3/2005 A L 2-3 (11)  
 5/12/2006 H W 4-1  
 4/13/2006 H L 0-5  
 5/14/2006 H W 9-2  
 3/17/2007 A W 7-2 (11)  
 3/18/2007 A W 9-6  
 3/18/2007 A L 4-9  
 5/26/2007 (17) L 0-5  
 5/9/2008 H L 3-9  
 5/10/2008 H L 2-5  
 5/11/2008 H W 5-4 (6)  
 5/21/2008 (17) W 8-7 (11)  
 3/27/2009 A L 3-4  
 3/28/2009 A W 5-2  
 3/29/2009 A L 5-6  
 5/22/2009 (13) W 11-1 (8)  
 5/15/2010 H W 3-2  
 5/15/2010 H W 5-1  
 5/16/2010 H W 5-3  
 5/19/2011 A L 0-6  
 5/20/2011 A L 1-2  
 5/21/2011 A L 2-3  
 5/28/2011 (13) W 3-2  
 4/13/2012 H L 1-2 (10)  
 4/14/2012 H L 2-6  
 4/15/2012 H L 3-5  
 5/16/2013 A W 10-4  
 5/17/2013 A L 5-8  
 5/18/2013 A W 8-7 (11)  
 4/18/2014 H W 3-2  
 4/19/2014 H W 3-1  
 4/20/2014 H L 2-4  
 5/23/2014 # (4) W 3-2  
 5/14/2015 A W 2-1 (10)  
 5/15/2015 A W 6-2  
 5/16/2015 A W 8-2  
 4/15/2016 H W 7-4  
 4/16/2016 H L 1-8  
 4/17/2016 H W 15-9

**NC STATE (77-119-1)**  
 1903 W 4-0  
 4/21/1904 A W 11-3  
 4/25/1906 W 12-0  
 5/5/1906 A L 4-5  
 1914 W 2-0  
 1914 W 9-1  
 1914 W 6-1  
 1915 W 5-2  
 1915 L 5-8  
 1925 L 6-8  
 1925 L 2-3  
 1928 W 3-2  
 1928 L 4-6  
 1929 W 7-2  
 1930 L 3-4  
 1930 L 5-10  
 1931 W 6-1  
 1933 L 1-4  
 1934 W 7-6  
 4/19/1955 L 2-13  
 5/6/1955 L 3-5  
 4/20/1956 L 2-6  
 5/17/1956 L 8-27  
 4/18/1957 L 3-4  
 4/29/1957 W 19-6  
 4/7/1958 L 5-8  
 4/21/1958 W 3-2  
 4/25/1959 W 4-3 (7)  
 4/25/1959 W 11-4 (7)  
 4/23/1960 L 4-15  
 5/2/1960 L 6-13  
 5/5/1961 L 3-10  
 5/12/1961 L 2-4  
 4/20/1962 L 9-10  
 5/4/1962 L 6-14  
 4/26/1963 W 15-7  
 5/3/1963 W 9-8 (10)  
 4/24/1964 W 2-1  
 5/1/1964 L 3-5  
 5/13/1965 L 3-6  
 5/14/1965 L 4-10  
 4/22/1966 W 4-0  
 5/6/1966 L 0-2  
 4/15/1967 W 4-3  
 5/5/1967 L 3-5  
 5/11/1968 L 1-4  
 5/11/1968 L 1-6  
 4/26/1969 H L 3-11  
 5/9/1969 A W 7-6  
 5/9/1969 A W 4-3  
 4/24/1970 A L 5-6  
 5/15/1970 H W 8-4 (7)  
 5/15/1970 H W 11-1 (7)  
 4/18/1971 H L 0-3  
 4/25/1971 A W 3-1  
 4/8/1972 A W 3-1  
 4/8/1972 A L 1-5  
 3/25/1973 H T 1-1  
 4/7/1973 A W 5-1  
 4/7/1973 A L 3-6  
 4/19/1973\* H W 2-1  
 4/20-22/73\* H L 3-9  
 3/31/1974 A L 5-7  
 4/14/1974 H L 3-8  
 4/27/1974 # H L 1-3  
 4/13/1975 A L 0-2  
 4/13/1975 A L 1-4  
 3/28/1976 A W 3-2  
 4/11/1976 H L 3-8  
 3/27/1977 H L 0-6  
 4/10/1977 A L 1-8  
 4/1/1978 H L 4-17  
 4/15/1978 A W 5-2  
 4/21/1979 H W 5-4  
 4/8/1979 A W 6-4  
 3/23/1980 H W 3-2  
 4/12/1980 A L 1-6  
 4/24/1980 A L 1-3  
 3/29/1981 A L 2-12  
 4/4/1981 H W 18-6  
 3/14/1982 A W 12-8  
 4/11/1982 H L 5-12  
 3/26/1983 H W 4-2  
 4/16/1983 A W 8-7  
 3/25/1984 A L 0-1  
 4/15/1984 H L 3-14  
 4/18/1984 # (13) L 0-10  
 3/17/1985 H W 22-6  
 3/23/1985 A L 2-3  
 4/18/1985 # (27) W 7-0  
 3/21/1986 H L 4-6  
 3/30/1986 A L 1-2

4/5/1986 H L 1-2  
 4/11/1987 A L 3-21 (7)  
 4/11/1987 A L 3-5 (7)  
 5/13/1987 # (14) L 2-4  
 4/10/1988 A L 3-21  
 4/16/1988 H L 8-13  
 4/17/1988 H W 12-11  
 5/13/1988 # (14) W 6-1  
 3/31/1989 H W 14-7  
 4/8/1989 A L 4-9  
 5/15/1989 # (14) L 8-11  
 3/23/1990 A L 1-10  
 3/24/1990 A L 6-7  
 3/25/1990 A W 12-7  
 5/12/1990 # (14) W 14-1  
 4/19/1991 H W 8-4  
 4/20/1991 H W 6-2  
 4/21/1991 H L 1-2  
 5/11/1991 # (14) W 4-3  
 4/17/1992 A W 5-1  
 4/18/1992 A L 3-6  
 4/19/1992 A L 1-2  
 4/17/1993 H L 2-4 (7)  
 4/17/1993 H L 2-8 (7)  
 4/18/1993 H L 3-8  
 5/15/1993 # (14) L 5-7  
 3/25/1994 A L 6-8  
 3/26/1994 A L 2-3  
 3/27/1994 A L 8-20  
 3/24/1995 H L 5-7  
 3/25/1995 H W 10-8  
 3/26/1995 H L 4-8  
 3/9/1996 A W 12-1  
 3/10/1996 A L 3-9  
 3/10/1996 A L 0-1(7)  
 5/15/1996 # (13) W 5-1  
 3/21/1997 H W 6-1  
 3/22/1997 H L 3-0  
 3/23/1997 H W 5-4  
 5/14/1997 # (25) L 2-4  
 3/21/1998 A L 2-14  
 3/22/1998 A L 5-6  
 3/22/1998 A W 9-7 (7)  
 5/14/1998 # (13) L 1-4  
 3/26/1999 H L 1-2  
 3/27/1999 H L 3-8  
 3/28/1999 H W 9-6  
 5/20/1999 # (13) L 6-9  
 3/17/2000 A L 13-16  
 3/18/2000 A L 2-4  
 3/19/2000 A W 2-1  
 5/18/2000 # (24) W 9-5 (10)  
 3/23/2001 H W 8-7  
 3/24/2001 H W 10-2  
 3/25/2001 H L 3-10  
 5/18/2001 # (24) L 2-6  
 5/17/2002 A L 2-10  
 5/18/2002 A L 7-12  
 5/18/2002 A L 8-10  
 5/23/2002 # (22) L 5-6 (10)  
 4/19/2003 H L 1-7  
 4/19/2003 H L 2-3  
 4/20/2003 H W 8-3  
 5/22/2003 # (22) L 6-10  
 3/26/2004 A W 9-2  
 3/27/2004 A L 1-12  
 3/28/2004 A L 7-8  
 5/27/2004 # (22) L 5-6  
 4/8/2005 H W 2-0  
 5/9/2005 H L 0-6  
 5/10/2005 H L 2-3  
 5/26/2005 # (17) W 12-2 (7)  
 3/31/2006 A L 2-10  
 4/1/2006 A L 9-10  
 4/2/2006 A L 1-8  
 5/25/2006 # (17) L 3-4  
 5/11/2007 H W 4-2  
 5/12/2007 H L 7-10  
 5/13/2007 H L 6-8  
 5/23/2007 vs. W 6-1  
 3/8/2008 A W 5-3 (10)  
 3/8/2008 A L 0-2  
 3/9/2008 A L 2-4  
 4/24/2009 H W 6-2  
 4/25/2009 H W 6-3  
 4/26/2009 H L 6-7  
 4/2/2010 A L 5-6 (11)  
 4/3/2010 A W 8-4  
 4/4/2010 A L 6-7  
 4/23/2011 H L 2-6  
 4/23/2011 H W 3-1

4/24/2011 H W 7-6  
 3/30/2012 A L 1-5  
 3/31/2012 A W 5-2  
 4/1/2012 A L 6-7  
 3/23/2013 H W 8-2  
 3/24/2013 H W 4-3  
 3/25/2013 H W 6-3  
 4/24/2015 A W 8-3  
 4/26/2015 A L 3-4  
 4/26/2015 A L 3-5 (10)  
 5/23/2015 # (4) L 2-10  
 4/1/2016 H L 7-8  
 4/2/2016 H W 5-3  
 4/3/2016 H L 2-5

**NOTRE DAME (6-3)**  
 3/22/1991 H W 12-6 (7)  
 3/24/1991 H L 0-12 (7)  
 3/24/1991 H W 5-2  
 5/23/1996+ (23) L 1-12  
 5/25/1996+ (23) W 7-1  
 3/28/2015 A W 9-1  
 3/28/2015 A W 4-2  
 3/29/2015 A W 5-4  
 5/22/2015# (4) L 2-8

**OLD DOMINION (27-33-2)**  
 3/29/1965 L 1-9  
 4/7/1966 L 3-6  
 4/1/1967 L 4-5  
 4/15/1968 W 2-1  
 3/28/1969 A L 2-5  
 5/13/1970 H W 6-3  
 4/2/1971 A W 9-6  
 5/5/1972 H L 4-6  
 4/30/1973 A W 7-5  
 3/28/1974 H W 7-3  
 4/14/1976 H W 16-5  
 4/13/1977 A W 16-0  
 4/5/1978 H W 12-4  
 4/29/1979 A W 6-4  
 4/29/1979 A W 10-5  
 3/24/1980 A W 7-5  
 4/28/1980 H L 2-5  
 5/2/1981 H W 4-3  
 5/2/1981 H W 2-0  
 4/26/1983 A L 2-5  
 4/26/1983 A L 0-5  
 4/9/1985 H W 5-4 (10)  
 4/23/1985 A L 1-3  
 4/2/1986 H L 2-6  
 4/24/1986 A L 2-11  
 4/1/1987 H W 4-3  
 4/21/1987 A L 1-5  
 4/12/1988 H T 3-3 (10)  
 3/29/1989 H W 9-8  
 4/25/1989 A W 10-4  
 3/1/1990 A L 5-7  
 3/21/1990 H L 6-8  
 3/5/1991 A L 2-5  
 4/30/1991 H L 6-9  
 3/4/1992 A L 0-3  
 4/28/1992 H W 4-1  
 3/30/1993 H L 2-6 (7)  
 3/30/1993 H L 3-6 (7)  
 3/23/1994 A L 8-12  
 2/23/1995 A L 0-18  
 3/29/1995 H L 2-13  
 2/19/1996 H W 3-2  
 3/27/1997 A L 5-9  
 3/25/1998 H L 6-7  
 2/24/1999 A L 0-1  
 2/16/2000 H T 14-14 (8)  
 2/22/2002 (36) W 12-4  
 3/14/2002 A L 2-4  
 4/15/2003 H W 8-3  
 3/17/2004 A L 4-5  
 2/16/2005 A L 6-9  
 2/23/2005 H W 8-0  
 2/15/2006 H L 1-5  
 5/16/2006 A W 11-10  
 2/27/2008 H W 7-3  
 4/17/2013 H W 10-9 (10)  
 4/1/2014 H W 7-1  
 4/29/2014 A L 1-8  
 3/11/2015 H L 5-14  
 4/28/2015 A L 1-3  
 3/30/2016 H L 4-5  
 4/26/2016 A W 8-4



# GAME-BY-GAME SERIES HISTORY VS ACC, 2017 OPPONENTS

## PITTSBURGH (12-3)

1940 W 19-5  
1941 W 6-5  
4/3/1959 W 7-4  
4/23/1962 W 4-2  
4/20/1966 L 1-7  
3/24/1981 H W 11-4  
4/4/2014 A W 4-0  
4/5/2014 A L 1-2  
4/6/2014 A W 3-0  
3/7/2015 (36) L 0-1  
3/7/2015 (36) W 2-1  
3/8/2015 (36) W 10-3  
4/30/2016 A W 5-1  
4/30/2016 A W 7-6  
5/1/2016 A W 9-1

## RADFORD (19-4-1)

4/29/1988 (7) W 16-1  
3/16/1989 H W 17-4  
5/1/1990 H L 9-11  
2/26/1991 H T 5-5  
5/2/1993 A L 11-16  
5/3/1993 H W 8-0  
4/19/1994 (19) W 9-3  
5/12/1995 H W 9-7  
4/2/1996 A W 6-1  
2/26/1997 H W 9-4  
4/20/1998 A W 14-3  
3/4/1999 H W 5-2  
4/5/2001 A L 5-6  
3/6/2002 H W 5-1  
3/2/2003 A W 11-0  
4/27/2004 H W 3-2  
3/11/2008 H W 8-2  
3/31/2009 (22) W 12-2  
4/7/2010 H W 12-2  
4/5/2011 H W 2-0  
4/19/2011 A W 12-0  
4/24/2012 H W 3-2 (11)  
4/10/2013 H L 8-9  
4/19/2016 H W 11-3

## RICHMOND (82-58-2)

4/20/1889 H W 13-4  
4/12/1890 H L 5-9  
5/4/1897 H W 9-4  
4/20/1898 H L 6-8  
4/21/1898 H L 12-19  
3/17/1906 H W 13-5  
1918 W 10-8  
1919 W 5-4  
1921 W 3-1  
1922 L 1-4  
1923 L 6-19  
1926 L 6-7  
1927 W 7-0  
1928 L 1-6  
1932 W 5-3  
1934 L 0-12  
1935 L 0-4  
1935 W 4-3  
1936 L 0-3  
1936 W 4-2  
5/8/1937 A L 1-12  
5/11/1937 H W 4-1  
1938 W 1-0  
1938 W 7-1  
1939 W 2-1  
1939 L 0-7  
1940 W 2-1  
1940 W 5-4  
1941 L 1-5  
1941 W 9-6  
1942 W 4-0  
1942 L 1-8  
4/21/1943 W 5-3  
5/8/1943 L 1-8  
4/29/1944 W 2-0  
5/13/1944 L 0-9  
4/28/1945 W 3-1  
5/5/1945 W 10-1  
1946 T 8-8  
1946 L 3-4  
1947 L 0-2  
1947 L 0-4  
4/21/1948 W 8-1  
5/1/1948 A W 5-2  
1949 L 1-13  
1949 W 3-2  
1950 W 3-2  
1950 W 1-0  
1951 W 3-2  
1952 L 3-4

1952 L 1-5  
4/28/1953 L 3-7  
5/9/1953 W 8-1  
4/24/1954 W 10-7  
5/1/1954 L 1-3  
4/30/1955 L 4-9  
5/19/1955 W 4-0  
4/28/1956 L 0-8  
5/19/1956 L 2-6  
5/15/1957 L 2-3  
4/26/1958 L 0-17  
5/19/1958 L 0-8  
5/7/1960 L 4-7  
5/19/1961 L 3-7  
5/18/1963 L 4-8  
5/6/1964 L 1-2  
5/5/1965 W 5 or 4-3  
5/3/1966 L 5-7  
4/28/1967 L 0-1  
4/10/1968 W 4-2  
4/23/1969 A W 9-3  
4/29/1970 H W 5-4  
4/16/1971 A W 28-2  
6/1/1972 + (6) W 18-2  
4/24/1973 H L 2-5  
3/22/1974 H L 0-7  
3/28/1975 A L 0-14  
4/9/1975 H W 13-9  
3/21/1976 H W 12-3  
4/1/1977 A W 5-4  
4/14/1977 H W 10-3  
3/30/1978 H L 3-4  
4/3/1978 A L 9-11  
4/19/1979 H W 12-3 (7)  
4/19/1979 H W 12-3 (7)  
3/19/1980 H W 9-3  
4/1/1980 A L 0-6  
3/27/1981 A L 2-3  
4/2/1981 H W 12-9  
3/23/1982 H W 6-2  
4/2/1982 A L 9-14  
4/13/1983 A L 6-7  
4/6/1984 A W 3-2  
4/12/1984 H W 9-8  
3/26/1985 A W 7-0  
4/11/1986 A W 16-6  
4/2/1987 A W 10-2  
4/7/1987 H W 8-4  
3/24/1988 A W 14-13  
4/19/1988 H W 6-5  
4/6/1989 H W 8-4  
4/19/1989 A W 10-4  
3/22/1990 H W 5-2  
4/18/1990 A W 8-6  
4/9/1991 H L 1-12  
4/24/1991 A W 5-4 (10)  
2/27/1992 H L 3-6  
3/31/1992 A W 5-3  
3/2/1993 A L 2-8  
4/4/1993 H L 3-9  
4/5/1994 A W 6-4  
4/7/1994 H W 9-5  
3/28/1995 A L 7-8  
4/4/1995 H W 13-11  
4/16/1996 A W 8-7  
4/23/1996 H L 9-13  
4/8/1997 H L 3-8  
4/15/1997 A L 4-9  
4/2/1998 A T 11-11  
4/14/1998 H W 9-7  
3/31/1999 H W 6-5  
4/6/1999 A L 3-8  
3/28/2000 A W 11-2  
4/4/2000 H W 11-2  
3/27/2001 H W 1-0  
4/3/2001 A L 4-17  
4/16/2002 H L 6-15  
4/17/2002 A W 12-11 (10)  
3/3/2003 A L 1-2  
3/3/2003 A L 1-2 (7)  
4/1/2003 H W 11-4  
3/2/2004 A W 14-6  
5/3/2005 H W 11-0  
4/5/2006 A W 5-0  
4/26/2006 H W 8-3  
3/20/2007 A W 11-1  
4/17/2007 H W 12-5  
4/20/2010 H W 11-3  
4/20/2011 H W 12-1  
4/17/2012 H W 7-5  
4/23/2013 H W 6-2  
4/23/2014 H W 13-0  
5/12/2015 H W 8-6

## RUTGERS (2-6)

1895 W 9-2  
1926 W 17-9  
1938 L 4-8  
1939 L 8-9  
3/28/1949 L 4-6  
3/29/1949 L 5-11  
3/29/1950 L 2-3  
3/30/1962 L 2-10

## TOWSON (19-2)

4/12/1982 H W 19-6  
4/1/1986 H W 9-8  
4/22/1991 H L 4-6  
2/17/2006 H W 7-0  
2/18/2006 H W 7-2  
2/19/2006 H W 13-3  
4/1/2008 H W 9-8  
4/2/2008 H L 6-7  
3/24/2009 H W 13-4  
3/25/2009 H W 7-5  
3/30/2010 H W 8-5  
3/31/2010 H W 17-4  
3/22/2011 H W 6-0  
3/23/2011 H W 5-0  
3/27/2012 H W 8-0  
3/28/2012 H W 19-5  
3/27/2013 H W 7-1  
3/19/2014 H W 5-3  
3/17/2015 H W 8-0  
3/15/2016 H W 4-3  
3/16/2016 H W 10-8

## VCU (39-21)

4/15/1979 H W 17-4  
4/19/1979 A L 3-14  
3/20/1980 H L 8-15  
4/10/1981 H L 6-7  
4/15/1981 H L forfeit  
4/1/1982 H W 16-15  
5/3/1982 A W 17-1  
3/5/1983 H W 11-8 (7)  
3/5/1983 H W 5-4 (7)  
3/27/1984 H W 3-1  
3/5/1985 A W 7-6  
3/27/1985 H W 9-7  
3/20/1986 H W 7-6  
3/4/1987 H W 6-1  
4/23/1987 A W 13-6  
3/1/1989 H L 2-6  
5/2/1989 A L 2-6  
3/7/1990 H W 15-8  
2/27/1991 H W 7-2  
3/1/1991 A L 0-5  
4/6/1992 A W 5-4 (10)  
2/24/1993 H W 8-4 (8)  
2/25/1993 A L 4-8  
2/20/1994 A L 6-7  
4/26/1994 H W 9-1  
2/22/1995 A L 2-4  
3/22/1995 H W 9-3  
2/21/1996 H W 9-7  
4/29/1996 A W 5-3  
4/22/1997 H W 11-7  
4/29/1997 A W 5-2  
3/31/1998 H L 3-6  
4/28/1998 A W 11-7  
2/14/1999 vs. L 2-7  
4/7/1999 H W 14-1 (7)  
4/20/1999 A L 2-4  
3/6/2000 A W 8-7  
2/28/2001 A L 6-7 (11)  
3/20/2001 H L 2-8  
2/26/2002 H L 7-13  
3/27/2002 A L 1-6  
4/29/2003 A L 3-5  
5/12/2003 H L 1-7  
2/21/2006 H W 7-1  
4/10/2007 A W 8-1  
5/1/2007 H W 5-4  
3/25/2008 H W 5-3  
4/21/2009 A W 8-1  
5/12/2009 H W 4-1  
4/25/2012 A W 7-5  
5/4/2010 H W 10-5  
6/4/2010 + H W 15-4  
5/3/2011 A W 14-3  
4/25/2012 A W 7-5  
4/30/2013 A W 11-3  
5/14/2013 H W 17-3  
4/22/2014 A W 5-4 (10)  
5/13/2014 H W 12-3

3/31/2015 A W 5-3  
4/5/2016 A L 5-7  
4/20/2016 H L 5-11

## VIRGINIA TECH (98-82)

5/2/1900 H W 12-0  
5/10/1901 A W 8-3  
1903 W 14-2  
5/6/1903 H W 13-4  
4/14/1904 H W 9-0  
4/26/1905 H W 7-1  
4/27/1905 H W 7-2  
4/18/1922 H W 6-0  
5/4/1923 A W 7-0  
5/10/1924 H L 1-3  
1926 L 4-5  
1928 W 21-3  
4/23/1928 A W 6-0  
4/20/1929 H W 12-2  
5/14/1929 A W 8-6  
4/19/1930 H L 2-7  
4/24/1931 H L 4-5  
5/16/1931 A L 1-6  
5/4/1932 H W 12-8  
5/2/1932 A W 9-2  
5/9/1933 H L 5-11  
4/30/1934 H W 14-4  
4/29/1935 H W 7-3  
5/13/1935 A L 7-11  
4/20/1936 H W 9-8  
5/11/1936 A W 8-7  
4/3/1937 A L 0-9  
5/4/1937 (33) L 3-6  
4/26/1938 A W 7-4  
5/10/1938 H L 1-9  
5/8/1939 A W 9-5  
5/15/1939 H W 5-2  
4/15/1940 A W 2-1  
4/22/1940 H L 1-6  
4/18/1941 H W 18-11  
4/28/1941 A W 7-4  
4/27/1942 A L 7-9  
5/5/1942 H W 3-2  
5/4/1943 H L 7-8  
5/5/1943 H L 7-9  
5/17/1944 A L 1-2  
4/21/1945 H L 1-3  
6/2/1945 A W 2-1  
4/20/1946 A W 8-2  
1946 W 11-7  
5/10/1947 A L 4-10  
5/22/1947 H L 6-9  
4/23/1948 H W 10-9  
5/8/1948 A L 2-13  
4/18/1949 H W 7-6  
4/18/1950 H W 4-1  
5/15/1950 A L 0-9  
4/11/1951 H W 4-3  
5/7/1951 A L 1-7  
4/24/1952 H W 1-0  
1952 L 2-7  
4/23/1953 H W 7-6  
5/11/1953 A W 4-3  
4/19/1954 A W 3-2  
4/27/1954 H L 2-7  
5/4/1955 A L 2-7  
5/10/1955 H L 7-9  
4/9/1956 H W 4-2  
5/10/1956 A L 4-19  
4/22/1957 A L 3-7  
5/17/1957 H W 5-1  
5/8/1958 H W 6-5  
5/5/1959 H L 3-9  
5/18/1960 A L 7-9  
4/12/1961 H W 17-10  
4/18/1962 A L 0-9  
3/10/1966 H L 1-7  
4/18/1968 A L 0-20  
5/6/1969 H W 1-0  
5/19/1970 A L 8-9  
4/29/1971 H L 4-5  
5/10/1972 H W 4-2  
5/6/1973 H L 4-7  
4/12/1974 H W 8-6  
4/16/1974 A W 3-2 (10)  
4/2/1975 A W 5-3  
4/17/1975 H W 10-1  
3/26/1976 A L 6-10  
4/2/1976 H L 2-3  
3/29/1977 H L 9-12  
4/8/1977 A L 7-9  
4/14/1978 A W 10-1  
4/12/1979 A W 9-2  
4/16/1979 A L 0-4

4/28/1981 H W 10-9  
5/3/1981 A L 1-11  
4/30/1982 H L 6-10  
5/1/1982 H L 4-13  
5/2/1982 A L 2-9  
4/29/1983 A L 10-11  
4/30/1983 H L 3-8  
5/1/1983 A L 11-12  
4/27/1984 (19) L 4-9  
4/28/1984 (19) L 3-5  
4/29/1984 (19) L 9-10  
4/27/1985 A L 13-14  
4/28/1985 H W 3-2  
4/14/1986 A W 11-8  
4/21/1986 H L 12-13 (12)  
5/9/1987 H L 3-8  
5/10/1987 (12) L 4-8  
5/11/1987 A L 5-11  
4/20/1988 H L 8-11  
4/20/1989 A W 10-9 (10)  
4/26/1989 (12) W 6-2  
4/11/1990 H L 1-8  
4/19/1990 H W 14-13  
4/25/1990 A W 14-13  
4/3/1991 H L 6-7  
4/10/1991 H W 5-2  
4/17/1991 A L 5-11  
4/8/1992 H W 4-3  
4/15/1992 H L 3-12  
4/22/1992 A L 4-6  
4/7/1993 A L 1-6  
4/14/1993 H W 6-2  
4/20/1994 H L 3-5 (7)  
4/20/1994 H L 10-11 (7)  
4/19/1995 H W 8-7  
4/26/1995 A W 13-5  
4/17/1996 (22) W 2-1 (10)  
4/25/1996 H W 8-1  
3/9/1997 A W 14-11  
4/8/1998 H W 4-3  
4/15/1998 A L 5-10  
4/22/1998 A W 3-2  
4/14/1999 A L 9-13  
4/21/1999 H L 7-11  
3/29/2000 H L 3-7  
4/19/2000 A L 6-7 (10)  
5/2/2000 H W 5-4  
4/11/2001 H W 7-4  
4/18/2001 A W 9-3  
5/1/2001 (22) L 1-6  
4/10/2002 A W 16-10  
4/18/2002 (22) L 2-8  
4/30/2002 H W 8-7 (10)  
4/16/2003 A L 3-5  
4/23/2003 (22) W 10-7  
4/21/2004 H W 21-10  
3/27/2005 A W 8-5  
5/18/2006 H W 4-2  
5/19/2006 H W 6-0  
5/20/2006 H W 11-7  
3/30/2007 A W 3-1  
3/31/2007 A W 11-4  
4/1/2007 A W 8-5  
3/28/2008 H W 10-1  
3/29/2008 H W 9-2  
3/30/2008 H W 2-1  
5/14/2009 A L 4-5 (10)  
5/15/2009 A L 8-9  
5/16/2009 A W 6-4  
4/16/2010 H W 4-2  
4/17/2010 H W 8-2  
4/18/2010 H L 5-8  
4/1/2011 A W 18-3  
4/2/2011 A W 9-3  
4/3/2011 A W 10-2  
3/9/2012 H L 10-8 (11)  
3/10/2012 H W 4-3  
3/11/2012 H W 6-5  
4/26/2013 A W 15-6  
4/27/2013 A L 3-5  
4/27/2013 A L 6-11  
5/22/2013 (13) L 1-10  
3/28/2014 H W 2-1  
3/29/2014 H W 9-2  
3/30/2014 H W 7-4  
3/13/2015 A L 1-2  
3/14/2015 A L 1-3  
3/15/2015 A L 5-6  
5/19/2016 H W 8-3  
5/20/2016 H W 7-6  
5/21/2016 H W 4-1

# GAME-BY-GAME SERIES HISTORY VS ACC, 2017 OPPONENTS

## VMI (103-31)

5/17/1889	A	W	19-4
5/3/1890	A	W	13-7
4/25/1891	A	W	24-0
4/28/1900	A	W	22-0
1903		W	7-1
4/6/1906	H	W	9-0
1911		W	11-0
1914		W	11-3
1916		W	14-5
1918		W	14-4
1919		W	2-1
1921		L	4-7
1922		L	1-3
1923		L	0-6
1923		L	0-4
1924		W	8-2
1924		W	9-4
1925		W	9-2
1925		W	5-3
1926		L	3-4
1926		W	2-1
1927		W	10-4
1927		W	15-3
1928		W	13-8
1929		L	6-8
1929		L	0-4
1930		L	2-12
1930		L	1-10
1931		L	3-4
1931		L	9-14
1932	(12)	W	5-3
1932		W	15-7
1933		W	8-0
1933		W	4-3
1934		W	8-3
1934		W	12-9
1935		L	1-2
1935		W	5-1
1936		W	15-5
1936		W	3-1
4/13/1937	A	W	5-0
5/6/1937		W	9-1
1938		W	8-0
1938		L	8-12
1939		W	6-5
1939		W	15-3
1940		W	5-2
1940		W	14-11
1941		W	10-9
1941		W	8-2
1942		L	5-8
1942		W	13-1
4/10/1943		W	20-0
4/24/1943		W	17-5
1947		W	7-5
1947		W	15-3
4/28/1948		W	6-5
5/15/1948	A	W	6-3
1949		W	7-2
1950		W	7-6
1950		W	13-0
1951		W	12-2
1951		W	7-2
1952		W	12-5
1952		W	9-2
4/16/1953		W	7-1
5/12/1954		W	7-3
5/21/1954		L	5-7
4/27/1955		L	5-6
5/23/1955		W	2-1
5/5/1956		L	5-8
5/16/1956		W	4-2
4/2/1957		W	2-0
4/27/1957		W	10-4
4/19/1958		L	5-13
4/13/1960		L	6-19
4/7/1961		W	8-3
5/2/1962		L	1-7
4/30/1963		W	12-1
4/29/1965		L	2-3
5/17/1966		W	12-6
4/12/1967		W	2-0
4/7/1969	H	W	6-1
4/22/1970	A	W	5-1
4/26/1971	H	W	9-2
4/25/1972	A	W	9-4
5/1/1973	H	W	11-1
4/11/1974	A	W	6-4 (12)
4/7/1975	A	W	11-1
4/8/1976	A	W	8-6
3/31/1977	H	W	16-1
3/31/1978	A	W	6-1
4/29/1979	H	L	1-2

4/10/1980	A	W	7-0
4/10/1980	A	W	5-2
5/4/1981	H	W	13-3
5/4/1981	H	W	8-2
4/29/1982	A	L	1-8 (7)
4/29/1982	A	W	4-1 (7)
3/24/1983	H	W	11-3
4/3/1984	A	W	11-4
3/6/1985	A	W	5-1
4/30/1985	H	W	8-5
4/9/1986	A	W	12-9
4/22/1986	(12)	W	17-0 (7)
3/24/1987	H	W	8-0
4/5/1988	A	W	11-5
4/26/1988	H	L	3-5
4/17/1989	A	W	14-13 (10)
4/17/1989	A	W	14-8
3/6/1990	H	L	4-5
3/7/1991	H	W	16-5
2/22/1992	A	W	14-5
4/13/1992	H	W	12-1
2/23/1993	H	W	6-3
4/14/1994	A	L	3-12
2/28/1995	H	W	5-1
4/13/1995	A	L	4-6
4/22/1996	H	W	9-4
3/25/1997	A	W	13-3
2/25/1998	H	W	13-7
3/30/2005	H	W	2-1
4/18/2006	H	W	5-0
2/27/2007	H	W	5-3
4/3/2007	A	L	2-5
5/13/2008	H	W	6-5 (11)
3/11/2009	H	W	10-3
4/14/2010	A	L	3-12
2/23/2011	H	W	4-3
3/21/2012	H	W	12-3
4/3/2013	H	W	8-6
2/25/2014	H	L	2-3
4/1/2015	H	L	6-7
2/23/2016	H	W	18-1

## WAKE FOREST (80-88)

4/21/1894	(18)	W	5-2
3/29/1897	H	W	10-3
5/4/1906	A	W	6-5
1938		L	4-6
1938		L	6-9
5/3/1955		L	2-7
5/14/1955		L	2-4
4/21/1956		W	8-4
5/1/1956		L	2-5
4/19/1957		W	5-4
4/30/1957		L	0-7
5/12/1958		L	2-13 (7)
5/12/1958		L	1-6 (7)
5/1/1959		L	2-5
5/9/1959		L	3-5
4/14/1960		L	6-10
5/9/1960		L	1-5 (10)
4/14/1961		L	6-12
4/29/1961		L	0-8
4/27/1962		W	3-0
5/11/1962		W	3-2 (10)
5/22/1962	#	L	0-7
4/19/1963	A	L	6-11
5/10/1963	H	L	4-5
4/17/1964	H	L	1-4
5/9/1964	A	L	0-5
4/10/1965	A	L	2-6
5/1/1965	H	W	7-1
4/15/1966	H	W	7-2
4/30/1966	A	L	0-10
4/7/1967	A	L	5-7
4/22/1967	H	W	1-0
4/13/1968	H	L	5-7
5/4/1968	A	L	0-15
5/4/1968	A	W	6-0
5/3/1969	H	L	5-6
5/4/1969	H	W	5-2
4/11/1970	A	L	4-5 (7)
4/11/1970	A	W	6-3 (7)
5/1/1970	H	W	13-4
4/10/1971	A	W	4-3
5/1/1971	A	W	11-2
4/16/1972	H	W	6-1
4/29/1972	A	W	8-7
4/29/1972	A	W	2-0
4/13/1973	H	W	11-0
4/13/1973	H	L	1-3
4/13/1974	H	W	10-4
4/13/1974	H	W	7-4
3/29/1975	H	L	3-4
4/12/1975	A	W	7-2

3/27/1976	A	W	1-0
4/10/1976	H	L	4-9
4/24/1976	# (15)	W	8-2
3/26/1977	H	L	2-3
4/9/1977	A	L	0-10
4/16/1978	A	L	3-4
4/17/1978	A	L	7-9
4/19/1978	# (10)	L	2-16
3/15/1979	A	W	12-3
3/16/1979	A	L	2-12
4/1/1979	A	L	4-14
4/14/1979	H	L	5-8
3/29/1980	A	L	5-7
4/5/1980	H	W	12-4
3/21/1981	A	W	10-8
4/12/1981	H	W	8-3
4/4/1982	H	W	7-5 (7)
4/5/1982	H	W	5-14 (7)
4/21/1982	# (10)	W	10-4
4/24/1982	# (10)	L	3-7
4/1/1983	A	L	3-10
4/1/1984	H	L	1-2
4/8/1984	A	W	6-4
4/7/1985	A	W	10-3
4/13/1985	H	W	4-3
4/17/1985	# (27)	L	4-9
4/13/1986	H	L	2-4
4/20/1986	A	W	15-12
4/4/1987	H	W	9-2
4/26/1987	A	L	4-5 (7)
4/26/1987	A	L	1-6 (7)
4/3/1988	H	W	6-5
4/23/1988	A	L	12-15 (7)
4/23/1988	A	W	8-2 (7)
3/26/1989	A	L	5-17
4/22/1989	H	W	9-8
4/22/1989	H	W	6-5
4/8/1990	H	W	9-0
4/8/1990	H	W	12-9
5/14/1990	# (14)	W	8-4
4/6/1991	A	L	3-4 (7)
4/6/1991	A	W	4-2 (10)
4/7/1991	A	W	6-2
4/3/1992	H	L	7-14
4/4/1992	H	L	3-8
4/5/1992	H	L	2-6
4/2/1993	A	W	11-10
4/3/1993	A	W	13-9 (13)
4/4/1993	H	L	6-7 (10)
5/16/1993	# (14)	W	8-7
4/15/1994	H	W	5-2
4/16/1994	H	L	2-7
4/17/1994	(18)	L	3-9
3/31/1995	A	L	4-9
4/1/1995	A	L	1-2
4/2/1995	A	L	2-3
4/19/1996	H	W	6-0
4/20/1996	H	W	8-4
4/21/1996	H	W	2-1
4/4/1997	A	L	4-8
4/5/1997	A	L	3-11
4/6/1997	A	W	7-6
4/24/1998	H	L	2-3
4/25/1998	H	L	4-13
4/26/1998	H	L	7-13
4/9/1999	A	L	2-11
4/10/1999	A	L	8-14
5/11/1999	A	L	4-5
4/19/1999	# (13)	L	3-4
3/24/2000	H	L	0-4
4/25/2000	H	W	10-9
3/26/2000	H	L	5-13
5/19/2000	# (24)	W	8-3
5/6/2001	A	L	8-9
5/7/2001	A	L	2-14
5/8/2001	A	L	1-4
5/17/2001	# (24)	L	1-2
4/12/2002	H	L	7-8
4/13/2002	H	L	3-4
4/14/2002	H	L	5-9
4/25/2003	A	L	1-2
4/26/2003	A	W	13-2
4/27/2003	A	W	6-4
5/23/2003	# (22)	W	12-11 (10)
5/13/2004	H	W	5-4 (10)
5/14/2004	H	W	11-7
5/15/2004	H	W	8-6
3/4/2005	A	L	8-11
5/5/2005	A	L	8-15
3/6/2005	A	L	6-7
3/24/2006	H	W	3-2
3/25/2006	H	L	2-3
3/26/2006	H	W	10-2
3/9/2007	A	L	3-8

3/10/2007	A	W	13-5
3/11/2007	A	L	6-7
4/18/2008	H	W	4-2
4/19/2008	H	L	3-14
4/20/2008	H	W	3-2 (11)
5/24/2008	# (17)	L	4-7
3/6/2009	A	W	18-2
3/7/2009	A	W	8-6
3/8/2009	A	W	21-5
5/25/2011	#	vs.	W 13-1 (7)
4/7/2012	H	W	9-4
4/8/2012	H	W	4-1
4/9/2012	H	W	11-2
4/6/2013	A	W	7-6
4/7/2013	A	W	8-6
4/8/2013	A	W	9-7
5/16/2014	A	L	5-6 (10)
5/16/2014	A	W	7-2
5/17/2014	A	L	3-4
3/18/2016	H	W	4-0
3/18/2016	H	W	6-4
3/19/2016	H	L	8-9
5/27/2016	# (13)	L	9-10

## WILLIAM & MARY (75-30-2)

4/23/1902	H	W	27-1
3/29/1905	H	W	22-0
3/25/1909	H	W	13-0
1918		W	11-3
1919		L	0-2
1921		W	8-6
1922		W	6-5
1923		L	6-17
1924		W	13-9
1929		L	3-19
1930		L	3-9
1933		W	7-2
1934		L	5-6
1934		W	4-3
1935	(11)	T	5-5
1935		W	15-5
1936		L	2-10
1936		W	11-4
4/10/1937	A	L	3-5
4/28/1937	H	L	3-7
1938		W	7-4
1939		L	2-6
1940		W	9-1
1940		W	13-11
1			



# LETTERWINNERS

**A**

Abbitt, Robert (Capt.).....1935-36-37  
 Abel, Nathaniel .....2012  
 Adams, David.....2006-07-08  
 Adkins, John.....1963  
 Aichholz, Don.....1950-51-52  
 Albright, Kevin .....1996  
 Allen, Tyler.....2014  
 Altemus, Broden Brook.....1946-48-50  
 Amaro, Rob .....2011-12  
 Anderson, E.J. ....1995-96-97-98  
 Anderson, Peter Matthew .....1973-74-75  
 Anderson, Robert Steven .....1976-77  
 Anderson, T.B.H. ....1912-13  
 Angle, Eugene C.....1963-64-65  
 Angus, Herman T.....1965  
 Antonicc, Josh .....1992-93  
 April, Benjamin .....1928-29  
 Arey, Mark .....1995  
 Arico, Kevin .....2008-09-10  
 Arnette, Clyde Eugene .....1966  
 Arnold, Charles .....1956-57  
 Arnold, George B .....1925-26-27  
 Ashby, Benjamin C., Jr. ....1937-38  
 Atkinson, William E.....1928-29  
 Avery, Matt .....2003-04-05  
 Ayres, Elmer Vincent.....1936-37-38

**B**

Baber, Billy.....1999  
 Babyak, Richard Preston .....1943-44  
 Bailey, Rives (Capt.).....1954-55-56  
 Bain, Kirk .....1950  
 Ballard, Mike .....2003-04-05-06  
 Bangel, Herbert K.....1947  
 Barbary, Travis .....1990-91-92-93  
 Barbee, Allan.....1954  
 Barbee, Melvin .....1978-79-80-81  
 Barger, John E .....1959-60-61  
 Barr, John .....2008-09-10-11  
 Barth, Dennis Gerald .....1984-85  
 Basara, Michael Brian .....1986-87-88  
 Baugh, Randy .....1992  
 Bayha, Bill .....1988-89-90-91  
 Bazzarre, John (Mgr.).....1953-54  
 Beale, Samuel Edward.....1969-71  
 Bear, Clay F .....1947-48  
 Beard, Donald S.....1926-27-28  
 Benick, Jonathan.....1999-00-01  
 Bennie, Robert .....2013  
 Berkeley, N. ....1916  
 Berner, William .....1947-48-49  
 Bernstein, Daniel (Capt.).....1972-73-74-75  
 Bernstine, Matt .....2005-06  
 Berry, Tom.....1954-55  
 Berry, William Thomas .....1976  
 Bettinger, Alec.....2014-15-16  
 Biddix, Tyler.....2008-09-10-11  
 Biggs, Charles William .....1982-83-84-85  
 Bimmerle, John .....1991-92  
 Blackburn, Thomas Huntington .....1970-71  
 Blackney, J.P. ....1911  
 Boger, Bruce A .....1968-69  
 Bonney, William .....1955  
 Bono, Chris .....1998  
 Booker, Bodley (Mgr.).....1940  
 Booker, William Jeffery .....1984-85  
 Boozer, William M. ....1950  
 Bouldin, Curtis Frye (Capt.).....1934-35-36  
 Bowen, William T .....1928-29-30  
 Bowling, Josh .....1997-98-99  
 Boyer, John (Mgr.).....1949-50  
 Boyer, Michael D .....1960  
 Bozorth, John Clyde.....1933-34  
 Bracht, Albert Steven .....1971-72-73-74  
 Bransford, Pat.....1993-94-95-96  
 Brant, A.T. (Mgr.).....1907  
 Bratt, David Jefferson .....1970-71-72-73  
 Brennan, Michael Brian .....1988-89-90  
 Brewer, Walter J. C .....1932-33-34  
 Brewer, Ward W .....1931-32-33  
 Brindle, Stephen (Capt.).....1970-71-72-73  
 Bronaugh, Samuel M .....1924-25  
 Brown, Charles Lee .....1942  
 Brown, James Dall, Jr.....1936  
 Brown, Percy H.....1927-28-29-30  
 Brown, Ray.....1950

Brown, Rodney .....1959  
 Brugmann, William .....1943  
 Bruno, Stephen .....2010-11-12  
 Bryan, R.C. ....1944  
 Bryant, Herbert.....1931  
 Bryant, Stephen Robert .....1968-69-70  
 Buchanan, Brian .....1992-93-94  
 Buecler, Reid .....1995  
 Bugnar, Ronnie G. (Capt.) .....1965-66-67  
 Burcham, Timothy Lee .....1983-84-85  
 Burnes, Justin I .....1939-40-41  
 Busch, Herbert.....1957-58-59  
 Butler, Tony .....2014  
 Byrd, William E., Jr.....1929-30

**C**

Cabaniss, W.H.....1909-10-11  
 Cabell, Robert, III.....1926-27-28-29-30  
 Caine, Robert .....1946-47-48  
 Callaway, P.A. ....1915-16  
 Camp, R.G. (Mgr.).....1907  
 Campagna, Mike .....2005-06  
 Campbell, Will.....2007-08-09  
 Canady, Joel.....1994-95-96  
 Cannon, Tyler .....2007-08-09-10  
 Cappelmann, John .....1993-94-95-96  
 Cardwell, Bickerton W .....1927-28-29  
 Cardwell, Vincent.....1933-34-35  
 Carr, David W.....1946-47-48-49  
 Carraway, Andrew (Capt.) .....2006-07-08-09  
 Carleton, Walter M.....1965  
 Carrington, A.B., Jr. ....1918  
 Carrington, Edward .....1965  
 Carrington, Richard A., Jr.....1922  
 Carter, Arlen .....1952-53  
 Carter, Francis Edward .....1934-35  
 Carter, Hill, Jr (Mgr.) .....1967-68  
 Carter, T.C., Jr. ....1911-12-13  
 Casey, Derek.....2015  
 Cave, Alexander M.....1941-42-43  
 Cave, George Fielding.....1976-79  
 Cave, Richard Scott (Mgr.).....1976  
 Chandler, B.F. ....1907  
 Chandler, Eric .....2005  
 Chapman, Denny .....1998-99  
 Charles, David H .....1947-48-49  
 Charles, Roger.....1932-33  
 Christensen, Eric .....2001-02-03  
 Christian, Andrew H .....1942  
 Clarke, James Kevin .....1981-82-83-84  
 Clay, Matt .....1983  
 Clement, Ernie.....2015-16  
 Close, Oscar T .....1929  
 Cody, Charlie .....2015-16  
 Cogswell, Branden.....2012-13-14  
 Cohen, Irvin R.....1938  
 Cohn, Greg .....1991  
 Coleman, David.....2008-09-10-11  
 Collins, Ty .....2001-02  
 Coman, Robbie .....2013-14-15-16  
 Comer, Cameron .....2016  
 Cook, Jason Alexander .....1990-91-92-93  
 Cook, Robert Thomas .....1978  
 Cooke, Addison Barnwell .....1956  
 Conner, Doug .....2000  
 Costello, Charles.....1930  
 Coughlin, Tim (Capt.).....1992-93-94  
 Counts, David F.....1967-68-69  
 Counts, Justin.....1993-94-95-96  
 Cowan, Jake.....2008  
 Cowgill, Joseph M .....1935-36-37  
 Crawford, C.B. ....1907-08-09-10  
 Creswell, Brandon .....1998-99-00-01  
 Crowley, Thomas.....1990-91-92-93  
 Crighton, George.....1957  
 Crockett, Kyle .....2011-12-13  
 Cropper, Lannie, Jr. (Capt.).....1978-79-80  
 Cubbage, Michael Lee .....1969-70-71  
 Cunha, Stephen Manuel.....1989-90-91  
 Cunningham, John Parks .....1972-73-75  
 Curtis, William W. (Capt.).....1965-66-67  
 Cusick, Derrick.....1991-92-93-94

**D**

Dall, Francis Lynn .....1975-76  
 Dalton, T.P. ....1907  
 Dan, Terry Alan.....1969-70-71-72  
 Daneker, Pat .....1995-96  
 Darby, Josh .....2004-05  
 Darlington, Fred L.....1926-27  
 Davenport, Ted (Capt.).....1950-51-52  
 Davidson, Walter Victor, Jr.....1934-35  
 Davis, Neal.....2007-08-09-10  
 Davis, Will .....2001  
 Dawson, Cooper.....1931  
 Dawson, Doyle.....1955-57  
 Deal, Louis L.....1924  
 DeBoe, Joel (Capt.) .....1968-69  
 Deitrick, William A.....1923-24-25-26  
 Dement, Robert Warren.....1984-85-86  
 Derian, Paul S .....1944-46-47-50  
 Dent, Clarence Rodgers.....1930-31  
 DeVenny, James W .....1960  
 Devane, Dave .....1991-92-93  
 Diffey, A.C. Carter.....1925-26-27  
 Dillard, Hardy .....1960-61  
 Dobies, Andrew.....2002-03-04  
 Dodson, James R., Jr (Capt.).....1939-40-41  
 Doering, Don Alban .....1976  
 Doherty, Kevin.....2013-14-15-16  
 Dohner, John .....1952-53  
 Donahue, Grant.....2016  
 Doolittle, Sean.....2005-06-07  
 Doughty, Matt .....2015  
 Douglas, M.T.....1911-12-13  
 Dowhower, Brian .....1990  
 Dowhower, Deron .....1991-92-93  
 Downes, Brandon .....2012-13-14  
 Doyle, David Scott.....1976  
 Doyle, Tommy .....2015-16  
 Dozier, Doak .....2016  
 Drissel, Virgil Homer (Capt.).....1932-33-34  
 Drummond, H.C. ....1916  
 Duff, David Arnold.....1977-78-79  
 Duke, Lee Monroe, II (Mgr.) .....1976  
 Duncan, Columbus, Jr.....1976-77-78  
 Dunn, David H .....1929  
 Dunn, J. Willcox .....1920-21-22  
 Dunn, Matt .....2003-04  
 Dvorak, W .....1956

**E**

Eason, Connor .....2016  
 East, Jeffrey Glenn.....1983  
 Edmunds, James, III.....1936-37-38  
 Edwards, William .....1954-55-56  
 Effertz, Joel.....2012  
 Eikhoff, Nate .....2016  
 Eisenman, Arthur F., Jr. ....1950  
 Ellington, Samuel E (Capt.) .....1946-47  
 Elliott, Carleton .....1949  
 Ellis, Charles W .....1950  
 Ellis, James Lindell .....1930  
 Ellis, Jordan .....2005  
 Ellis, Robert Anthony .....1974-75  
 Emerson, Robert Marye .....1975-76-77  
 Erbaugh, Douglas William .....1981  
 Evans, Hugh McCloskey.....1988  
 Evans, Kerr Stewart, Jr.....1966-67-68  
 Evans, Tom P.....1948-49-50

**F**

Fahy, Kevin.....1994  
 Farmer, Paul .....1927  
 Farquhar, Norman .....1941-42  
 Farrell, Jeremy .....2006-07-08  
 Farson, George W .....1960-61-62  
 Fay, R.R. ....1919  
 Fayonsky, Sam W .....1928  
 Fechter, William C.....1942  
 Fiegel, Todd Andrew.....1989-90-91  
 Finlay, E. ....1912-13  
 Fisher, Chad .....2004  
 Fisher, Derek.....2012-13-14  
 Fisher, Stanford A.....1961  
 Fitchett, M.S. ....1910-11-13-14-15  
 Fitz-Hugh, G.S., Jr. (Mgr.) .....1961  
 Fitzhugh, Donald Lewis .....1935  
 Fletcher, G.R. ....1931-32-33

Florio, Joe .....2005  
 Floyd, E.N. (Mgr.) .....1910  
 Floyd, Mike .....1999-00  
 Ford, Kevin .....1993-94-95-96  
 Forst, John J. ....1949-50  
 Forsy, Joseph.....1954-55-56  
 Foster, Henry P .....1923-24  
 Fox, Robert D.....1961-62  
 Friedberg, Samuel.....1926-27-28  
 Fulton, W.H. ....1907-08-09  
 Fuqua, Michael Bond.....1985-86

**G**

Gale, Christopher .....2001-02-03-04  
 Galloway, John .....1994-95-96  
 Gammon, F.A. ....1914-15-16  
 Gammon, Larry J .....1964-65-67  
 Gardner, Scott Alan.....1973-74-75  
 Garland, John.....1953-54  
 Gerstenmaier, Jack.....2015-16  
 Ghrist, Jordan.....2002-03-04  
 Gibson, Carl E., Jr. (Capt.) .....1963-64-65  
 Gilbert, Peter (Mgr.) .....1959  
 Gill, Jason .....1991  
 Gilleland, Ryan .....1995-96-97-98  
 Gillette, James T., Jr. ....1938-39-40  
 Gillette, Turnbull .....1941-42-43  
 Gillispie, Paul .....2001-02-03-04  
 Giraldo, Luis.....1997-98-99-00  
 Glauber, Robert .....1927-28  
 Goodman, Leonard.....1944  
 Goodman, Robert .....1989-90  
 Gonzalez, Julian .....1996-97-98-99  
 Gordon, Geoffrey N .....1966-68  
 Gordon, Michael .....1979-80-81-82  
 Gosney, Luther S.....1939-40  
 Gosselin, Phil .....2008-09-10  
 Gowin, Terry Kent.....1966  
 Gragnani, Reed .....2010-11-12-13  
 Grant, D.W.....1913-14-15  
 Gravins, Thomas B.....1958-59-60  
 Green, B., Jr. ....1914-15-16-17  
 Greene, Gary N.....1969  
 Greene, Wayne .....1952  
 Greer, David Oxford .....1968-69  
 Greham, Thomas C. ....1968  
 Greisinger, Seth .....1994-95-96  
 Grimes, Donald R (Mgr.) .....1964  
 Grisham, Ty.....2002-03  
 Grounds, Holden.....2016  
 Grovatt, Dan .....2008-09-10  
 Grove, Brad .....2008-09  
 Guy, David Powell .....1985-86-87-88  
 Guyer, Brandon .....2005-06-07  
 Gwathmey, H.H.....1917-18-19

**H**

Haden, Gregory Keith.....1976-77-78-79  
 Haden, Robert H .....1941  
 Hagan, Tom .....2003-04-05-06  
 Hall, Aza Tyndall.....1935  
 Hall, Charles Y., Jr. (Capt.) .....1967-68  
 Hall, Franklin Woodrow, Jr.....1984-85  
 Hall, McClure.....1958  
 Hall, Rodney Dean.....1973-74  
 Hall, William Edwin .....1970-71-72  
 Hall, W.H., Jr (Capt.).....1956-57-58  
 Hall, Yates .....1992-93-94  
 Halley, Shane.....2009-10-11-12  
 Halstead, Arthur L .....1965-66-67  
 Halsey, Keith .....1995-96-97-98  
 Hansard, Greg.....2000-01-02-03  
 Hardy, Robert (Capt.) .....1955-56-57  
 Hare, Reese .....1927  
 Harman, William B .....1939-40-41  
 Harrington, Chesdin .....2016  
 Harrington, Colin .....2011-12-13  
 Harris, Duane A .....1973  
 Harris, Glenn Raymond .....1980-81-82-83  
 Harris, Stanley S .....1950  
 Harrison, Preston .....1953  
 Harrison, Robert E., Jr.....1921-22  
 Hartman, Chris.....1993  
 Harvey, William Lee (Capt.).....1974-75-76  
 Haseley, Adam .....2015-16  
 Headd, Scott.....2002-03-04-05  
 Heatwole, Gary Douglas.....1972-73-74

# LETTERWINNERS

Helmer, George..... 1991-92  
 Henry, Tim..... 2004-05-06-07  
 Heon, Steven N. (Capt.)..... 1979-80-81-82  
 Hernandez, Reynaldo..... 1992  
 Herndon, Ken..... 1993  
 Heurich, Robert G..... 1950  
 Hewitt, J.S..... 1913  
 Hickman, Canon..... 2001-02-03-04  
 Hicks, Ben..... 2002  
 Hicks, John..... 2009-10-11  
 Hicks, William Joseph..... 1952-53  
 Hielig, Robert..... 1959  
 Hilburn, Brian Michael..... 1970-71-72-73  
 Himes, Ben..... 2000  
 Hoare, Tommy Ehler (Capt.)..... 1982-83-84  
 Hoch, Casey..... 1991-92  
 Hodges, Thomas B..... 1964  
 Hodgson, Asbury Hull..... 1921  
 Hoff, J.F..... 1907-08-09  
 Hoffer, Martin S..... 1936  
 Holden, Richard Derr..... 1978  
 Holland, Howard..... 1923-24-25-26-27  
 Holland, William Whitaker..... 1930  
 Hollar, Barry Lynn..... 1974-75  
 Hollar, Hunter Ray..... 1968-70-71  
 Honaker, S.W..... 1907-08-09-11-12  
 Hooff, Charles Rapley, Jr..... 1933-34-35  
 Hopkins, David Mark..... 1981-82  
 Hopkins, Richard L..... 1967-68  
 Horton, David Scott..... 1983-84-85-86  
 Horton, Ricky Neal..... 1978-79-80  
 Howard, Nick..... 2012-13-14  
 Howze, C.P..... 1919  
 Hubbard, Garland R..... 1923-24  
 Hudson, Ryan..... 2004-05-06-07  
 Hume, J.S..... 1909-10-11-12  
 Huff, Robert M (Capt.)..... 1947-48-49  
 Hultzen, Danny..... 2009-10-11  
 Hunt, Corey..... 2008-09-10-11  
 Hunt, Shooter..... 2005-06  
 Hurrie, Mark..... 1999-00-01-02  
 Hushion, John B..... 1927-28

**I**  
 Inge, Clifton..... 1956-57  
 Irving, Nate..... 2012-13-14

**J**  
 James Philip..... 1942  
 Jarecke, Robert F..... 1944-50  
 Jeffries, Thomas N..... 1927  
 Johns, Douglas Alan..... 1987-88-89-90  
 Johnson, Ed C..... 1958  
 Johnson, J.M..... 1944  
 Jones, A.P..... 1907  
 Jones, Carlton Shepherd..... 1980  
 Jones, Chris (Capt.)..... 1993-94  
 Jones, Connor..... 2014-15-16  
 Jones, Maury L..... 1954-55  
 Jordan, Howard Tyler..... 1972-73-74-75  
 Jordan, W.H..... 1908  
 Jortland, Robert..... 1962  
 Joseph, Charles..... 1956-57-58  
 Judkins, William L., III..... 1969-71-72

**K**  
 Kahn, Sam..... 1993-94-95-96  
 Kalamaya, Ryan..... 1999-00  
 Kampshror, John..... 1981-82-83-84  
 Kamrath, Jeff..... 2001-02-03-04-05  
 Kantor, Doug..... 1988-89-90  
 Karstetter, Ryan..... 2016  
 Kasprzak, John F., Jr..... 1986  
 Katos, Michael J..... 1966  
 Kavulich, Andrew..... 1986-87-89  
 Keese, Stuart..... 1956  
 Keiper, Tommy..... 1998-99-00  
 Kelley, William R..... 1968  
 Kemmerer, Jon..... 1995-96-97-98  
 Kendall, Charles R..... 1941  
 Kennedy, Casey..... 1997-98-99  
 Keyser, Thomas Franklin..... 1975  
 Kihm, Edward (Capt.)..... 1968-69-70-71  
 Kindley, Wilbur A..... 1924-25-26  
 King, Charles C., Jr..... 1940  
 King, Jared..... 2009-11-12-13  
 Kinsman, Ted..... 1995-96-97-98

Kirby, Nathan..... 2013-14-15  
 Kirk, Herbert..... 1943  
 Kirkeide, Kyle..... 1996  
 Kirtley, Todd..... 1982  
 Kirwin, Paul..... 1952-53  
 Kizer, John P..... 1938  
 Kline, Brandon..... 2010-11-12  
 Kolar, Kye..... 2004  
 Koontz, James Andrew..... 1982-83-84-85  
 Korber, Douglas John..... 1976-77  
 Koshansky, Joe..... 2001-02-03-04  
 Koval, Barry B..... 1966  
 Kowalski, Keith (Capt.)..... 1984-85-86  
 Krekorian, Kent..... 2004  
 Kruger, Theodore (Mgr.)..... 1949  
 Kruse, Kent Todd..... 1990-91-92-93  
 Kughn, Christopher J..... 1987-88-89-90  
 Kuyk, Charles F.G..... 1921  
 Kuyk, Dirk A..... 1920-21-22

**L**  
 LaCross, David Michael..... 1972-73-74  
 Laird, Adam..... 2002-03-04-05  
 Lambert, Casey..... 2004-05-06-07  
 Lambiotte, Jules, Jr. (Capt.)..... 1962-63-64  
 Landes, W.D..... 1913-14  
 Lane, Fletcher..... 2000  
 Lange, Joseph Anthony..... 1981-82-83  
 Lange, Paul..... 1990-91  
 Lankford, Frank G..... 1990-91-92-93  
 LaPorta, Scott Albert..... 1982-84  
 La Prise, John..... 2013-14-15  
 Larison, Robert..... 1957  
 Laszewski, Marion (Mgr.)..... 1955  
 Latchum, Henry..... 1943  
 Latham, Anthony..... 1981-82-83  
 Laughlin, Dillard C..... 1950  
 LaVigne, Tim..... 1997-98-99-00  
 Lawler, L.F..... 1907  
 Lawler, Robert P..... 1933-34  
 Leachman, John P..... 1946-47-48-49  
 Lee, Andrew..... 1996  
 Lee, Charles B..... 1925-26-27-28  
 Lee, Harry (Capt.)..... 1952-53-54-55  
 Lee, Keith Lamont..... 1986-87-88-89  
 Lee, Sam Lile..... 1931-32-33  
 Lescanec, Loyde West..... 1977-78-79-80  
 Levine, Ryan..... 2011  
 Lewicki, Artie..... 2011-12-13-14  
 Lile, M.C..... 1911-12-13-14  
 Limburg, Pete..... 1962  
 Limburg, Ronald..... 1960  
 Lindner, Michael David..... 1987-88-89-90  
 Linder, Steve..... 1991-92-93-94  
 Linker, Robert L..... 1958  
 Liskey, Keith A..... 1965-66-67  
 Lisle, Brett..... 2013-14  
 Lohr, Charles Michael..... 1958-59-60  
 Long, Maurice G., Jr..... 1930  
 Long, Michael Alan..... 1987-88-89-90  
 Lopez, Javier..... 1996-97-98  
 Lorick, Jeff..... 2007-08-09  
 Lowry, Christian..... 2015  
 Lucas, John W..... 1934  
 Lucas, Sean..... 2009  
 Lucido, Matt..... 2004  
 Luck, Samuel P., Jr. (Capt.)..... 1932-33-34  
 Luina, Miguel..... 2002-03-04  
 Luse, Jan M..... 1969  
 Luther, James H..... 1925  
 Lutton, David..... 1995  
 Lynch, Daniel..... 2016  
 Lynch, David Wayne..... 1982-83-84-85

**M**  
 MacDonald, Alexander (Mgr.)..... 1912  
 MacFarland, Benjamin S..... 1935  
 Mackenzie, Charles G..... 1938  
 Macon, Barclay..... 2001  
 Madden, Kevin Michael (Capt.)..... 1984-85  
 Maddux, H.C..... 1907-08  
 Mahood, Alexander M..... 1922  
 Mahood, C.D..... 1918-19-20-21  
 Male, Evan James..... 1935-36-37  
 Malloy, Robert William..... 1983-84-85-86  
 Malone, Scott Patrick..... 1989-90

Mangum, Charles (Capt.)..... 1977-78-79-80  
 Maphis, Sam W..... 1924-25  
 Marchetti, Louis..... 1949-50  
 Marinak, Chris..... 1999-00-01-02  
 Marrale, Michael, Jr..... 1987-88  
 Marsh, Brandon..... 2006-07  
 Marshall, Samuel B..... 1939  
 Martin, Marion..... 1957-58  
 Martinsen, Hans Rolf..... 1989-90-91-92  
 Marvin, Robbin M. (Capt.)..... 1969-70-71-72  
 Marvin, Robbin..... 1999-00  
 Marwitz, David Bradley..... 1984-85-86  
 Massie, Henry M., Jr..... 1962-63-64  
 Massimini, Michael Francis..... 1970  
 Mawyer, William Ivar, Jr..... 1976  
 Mayberry, Whit..... 2010-11-12-13-14  
 Mayer, Grant..... 2000  
 Maynard, Daniel Joseph (Capt.)..... 1984-85  
 Mazurek, Marty..... 1995  
 McAlpine, Robert E (Mgr.)..... 1942  
 McAnaney, Pat..... 2005-06-07-08  
 McCall, J.E., Jr..... 1916-17-18  
 McCall, J.L..... 1919-20  
 McCann, William T..... 1939-40-41  
 McCarthy, Jake..... 2016  
 McCarthy, Joe..... 2013-14-15  
 McCleary, Shawn..... 1999-00-01-02  
 McClelland, Walter..... 1943  
 McCormick, Hugh D..... 1928  
 McCoy, Doug..... 1983  
 McCoy, John..... 1944  
 McCoy, Kallen..... 2001-02  
 McCoy, Thomas A..... 1923-24-25-26  
 McCrory, John Walter..... 1987-88-89  
 McDonald, Kevin Francis..... 1986-87-88  
 McGettigan, Brian..... 1994-95-96  
 McGee, Robert..... 1960  
 McGrane, Eric..... 1998-99-00  
 McGraw, James Albert (Mgr.)..... 1970-71  
 McGuire, John..... 1913  
 McKee, Tom (Mgr.)..... 1956-57  
 McKinley, Robert A..... 1942-43  
 McLaughlin, James, II (Capt.)..... 1986-87  
 McMahan, Harry, Jr..... 1972-73-74  
 McMillan, Mark..... 1987-88-89-90  
 Meadows, Terry..... 1993-94-95-96  
 Meeks, Donald Marshall..... 1980-81-82  
 Meleski, Mark Stephen..... 1979-80-81  
 Melrose, J.T..... 1929  
 Melroy, Donald James..... 1990-91-92-93  
 Meola, Anthony Michael..... 1988  
 Meola, Jonathan..... 2016  
 Mercer, Richard Wayne..... 1983  
 Merchak, Daniel John..... 1969-70  
 Merical, Tom..... 1997-98  
 Merrill, Sereno..... 1940  
 Merritt, Charles W..... 1942  
 Metzger, Jon..... 1998-99-00  
 Miclat, Greg..... 2006-07-08  
 Mielziner, William Samuel..... 1929-30  
 Millen, Robert S..... 1930  
 Miller, C.Bradley..... 1982-83  
 Miller, Courtney Stuart..... 1984-85-86  
 Miller, James..... 1953-54  
 Miller, William..... 1955  
 Mitchell, Chace..... 2012  
 Mitchell, Mike..... 2004-05-06-07  
 Mitchell, Shawn..... 1991-92-93-94  
 Moon, Norman K. (Mgr.)..... 1958  
 Moore, Charles (Capt.)..... 1976-77-78-79  
 Moore, James Anthony..... 1990  
 Moore, J.S..... 1907-08-09  
 Moore, J.F. (Mgr.)..... 1912  
 Moore, Calvin Edwin..... 1968  
 Moore, Matt..... 1992-93-94-95  
 Moore, Tony..... 1988-89-90  
 Moran, W.G., Jr..... 1919-20  
 Morey, Robert..... 2008-09-10  
 Morgenthaler, Scott..... 2003-04-05  
 Morris, Dewey..... 1958-59  
 Morton, J.W..... 1917-18  
 Moses, H..... 1907-08  
 Mount, M.B..... 1919  
 Moyer, James..... 1955-56-57  
 Moynihan, Matt (Mgr.)..... 2004-06  
 Mullmann, Ted M..... 1952-53  
 Muncy, James Lee..... 1986-87

Murray, James Kirtis, III..... 1983-84  
 Musser, Jeffrey Stefan..... 1979-80  
 Mustard, Joseph Carson..... 1936  
 Myers, Josh..... 2003-04-05-06  
 Myers, Timothy Robert..... 1987

**N**  
 Narleski, William (Capt.)..... 1984-85-86-87  
 Nash, W.H. (Mgr.)..... 1911  
 Neff, D.W..... 1912-13-14  
 Neighbors, Henry..... 1944-46  
 Newlen, Carlton D..... 1947-48  
 Newmyer, Armand..... 1943  
 Newton, Robert..... 2001-02  
 Nichols, Frank P., Jr..... 1939-40  
 Nietopski, Jim..... 1982  
 Niskey, Brian Patrick..... 1989-90-91  
 Nistad, Peter J..... 1937-39  
 Noe, Charles W..... 1946-47-48-50  
 Northern, David..... 1952-53-54  
 Norwood, Steven Howard..... 1976-77-78  
 Novak, Justin..... 2015  
 Novick, Joe..... 2001  
 Nuckols, Bradley..... 1996-97-98-99

**O**  
 O'Connor, Chad..... 2010  
 O'Neill, Barrett..... 2012  
 O'Sullivan, Kevin..... 1990-91  
 Oest, Trey..... 2013  
 Ouellette, Ryan..... 2005  
 Owens, Stanley Hart..... 1968

**P**  
 Packer, Matt..... 2007-08-09  
 Pallotta, Dean Allen..... 1973-74-75  
 Pallotta, Eugene Angelo..... 1973-74-75  
 Pandak, William M..... 1946-47-48-49  
 Papi, Mike..... 2012-13-14  
 Parker, Eric..... 1993-94  
 Parker, Jarrett..... 2008-09-10  
 Parker, Will..... 2000-01  
 Parrish, Robert R..... 1922-23-24-25  
 Parrott, Robert..... 1948-50  
 Paschall, J.R..... 1915  
 Patton, James..... 1948-49-50  
 Patton, James D., III..... 1942-43-46  
 Patton, Samuel J..... 1950  
 Paulson, Louis George..... 1967-68-69  
 Pearson, W.H..... 1909-10  
 Peebles, James E..... 1961  
 Peirce, Brooke (Mgr.)..... 1942  
 Peizer, Jeremy Reis..... 1981  
 Peltz, James Carnime..... 1944  
 Percy, William A..... 1960-61  
 Pettway, W.B..... 1919-20-21  
 Phillips, L.L..... 1914-15-16  
 Phillips, Tom..... 1948-49-50  
 Pickford, R.H..... 1910-11  
 Pincavage, John V..... 1964-65  
 Pinder, J.B., Jr..... 1931-32  
 Pinder, Joseph W..... 1937-38-39  
 Pinero, Daniel..... 2014-15-16  
 Pohle, George..... 1962  
 Poindexter, William Green..... 1934-36  
 Pope, Claiborne McD. (Mgr.)..... 1936  
 Poppert, David..... 1999-00  
 Poss, Charles E..... 1931-32-33  
 Post, Mark..... 1993-94-95-96  
 Poutier, Robert (Capt.-2)..... 2005-07-08-09  
 Powell, Bert..... 1956-57  
 Power, William B. (Capt.)..... 1958-59-60  
 Priest, Mike..... 2002-03  
 Priftis, George (Capt.)..... 1980-81-82-83  
 Pritchard, W.I..... 1918-19-20-21  
 Proscia, Steven..... 2009-10-11  
 Purvis, Claude E., Jr..... 1933



# LETTERWINNERS

**R**

Ragsdale, George ..... 2013  
 Randolph, Middleton E. .... 1928-29  
 Ranzetta, Timothy John..... 1988-89  
 Ratcliffe, Clyde..... 1959  
 ReDavid, Louis F..... 1939  
 Reed, Mayo (Mgr.) ..... 1955-56  
 Reid, R.T. (Mgr. and Coach)..... 1910-11  
 Rentch, Bruce W .....1962-63-64  
 Rephan, Daughtery (Mgr.).....1952  
 Reusing, William R..... 1960-61  
 Reynolds, Mark .....2002-03-04  
 Rice, L.L. .... 1907  
 Richard, Roy Williams (Capt.) ..... 1944-50  
 Richardson, Ben ..... 1997-98  
 Riesenfeld, Andrew .....2000-01-02-03  
 Riffie, Mark..... 2008  
 Rivell, Robert Richard .....1987-88-89-90  
 Rixey, Eppa, Jr. .... 1912-13-14  
 Rixey, W.W.....1917-18-19  
 Roach, Melvin..... 1952-53  
 Roan, F.J. .... 1911  
 Roberts, Clarke .....1996-97-98  
 Roberts, Jack..... 2015-16  
 Roberts, Will .....2009-10-11  
 Robinson, Adam.....1994-95-96  
 Robinson, Joe (Mgr.)..... 1948  
 Robinson, Robby .....1994-95-96  
 Roe, Shawn ..... 2004  
 Rogers, John ..... 1954-55  
 Rogers, Orlin (Capt.) .....1933-34-35  
 Rogers, W.E. .... 1966  
 Rosenberger, David .....2013-14-15-16  
 Rothwell, S.S. .... 1918  
 Rourke, Stephen (Mgr.) ..... 1979  
 Rowell, Joseph W (Capt.) ..... 1946-47  
 Rueffert, Mark..... 1998-99-00-01  
 Rudd, Steven Kent.....1983-84-85  
 Ruffin, Sidney M. (Mgr.)..... 1939  
 Rule, Jake ..... 2007-08  
 Russell, Fred ..... 1957-59  
 Ruyak, Todd Eric.....1989-90-91-92  
 Ryder, Jack ..... 1952

**S**

Sammons, C. David (Capt.) ..... 1986-87-88-89  
 Sargent, George L ..... 1941  
 Sargeant, James E. (Capt.) ..... 1939  
 Savedge, Henry Kent.....1985-86-87  
 Sawrie, N.J. .... 1907-08  
 Sayer, Richard..... 1960  
 Sborz, Josh .....2013-14-15  
 Scafuro, Albert O. .... 1942  
 Scaglione, John ..... 2006-07  
 Schenk, Jonathan ..... 1996  
 Schlim, Joseph Alexander ..... 1985-86  
 Schuett, Andrew M .....1977-78-79  
 Schultz, Robert F, Jr. (Capt.) ..... 1967-69  
 Schulz, John R.....1946-49-50  
 Schwab, John (Mgr.).....1954  
 Schwartz, Charles Frederick ..... 1935-36  
 Schwimer, Michael .....2005-06-07-08  
 Scott, Carter (Capt.) ..... 1962-63  
 Seabolt, Charles F..... 1967-68  
 Seabolt, Louie H., Jr ..... 1963-64  
 Seabury, Beau..... 2006-07  
 Sebo, James Robert..... 1970-71  
 Seiler, Stuart Keith.....1987-88-89-90  
 Sellers, Robet Scott..... 1974-75  
 Sekany, Jason ..... 1996  
 Seward, Donnie ..... 1993-94-95-96  
 Sexton, Thomas K ..... 1922  
 Shambora, Tyler..... 2016  
 Sharff, Richard Lee.....1988-89-90  
 Sheap, Christopher N. (Mgr.) ..... 1965  
 Sheets, Roland Thayer .....1959-60-61  
 Sherlock, Brian ..... 1995-96-97-98  
 Shifflett, Mitchell ..... 2011-12  
 Shoor, Robert Murray ..... 1936  
 Shore, Casey ..... 1990-91-92-93  
 Shrout, Kevin ..... 1997-98-99-00  
 Shulman, Harold ..... 1965  
 Silverstein, Scott.....2009-11-12-13  
 Simmons, Cameron ..... 2016  
 Sippley, Frank (Capt.) ..... 1931-32  
 Slaughter, Sean ..... 2004

Sloan, Andrew MacKinnon ..... 1986  
 Sloan, John Kirkpatrick ..... 1929-30  
 Slutz, R.J. .... 1994-95  
 Smith, Alex .....2004-05-06-07  
 Smith, Clifford (Capt.).....1974-75-76-77  
 Smith, Edward A. (Mgr.) ..... 1960  
 Smith, E.W..... 1915-16-17-18-19  
 Smith, Pavin ..... 2015-16  
 Smith, Ryan ..... 2008  
 Smith, Walter C ..... 1939-40  
 Smith, Wayne Stephen ..... 1980-81  
 Smither, Kenneth William ..... 1980-81  
 Snapp, Kent ..... 1991  
 Snoddy, Eric ..... 1997-98  
 Solan, Richard J ..... 1964-65  
 Sousa, Bennett ..... 2015-16  
 Spencer, William A ..... 1961-62  
 Spigone, Richard C (Capt.) .....1969-70-71  
 Spooner, Gabe..... 2002-03  
 Sposato, Peter Joseph .....1976-77-78-79  
 Sroba, Joseph Peter..... 1975  
 Sroba, Stephen John, Jr .....1971-72-73-73  
 Starr, Shooter .....2000-01-02-03-04  
 Stearns, P.N. .... 1919  
 Steinburg, H.C. .... 1931-32  
 Stephens, John W, Jr..... 1928-29  
 Stevens, Robert Matthew..... 1983-84  
 Stock, Kevin Alan .....1989-90-91-92  
 Stickley, W.E. .... 1914-15-16  
 Stone, David..... 1999-00-01-02  
 Strain, Don ..... 1952  
 Strange, John Allan ..... 1971  
 Street, Dan ..... 1999-00-01-02  
 Street, Matt ..... 2001-02-03-04-05  
 Stuart, Steeter Stanley .....1990-91-92-93  
 Stull, Aaron ..... 2011  
 Susong, D.S..... 1907-08  
 Swab, Kenny ..... 2010-11  
 Swanson, Allie..... 2005-06  
 Sweet, Stephen Chris ..... 2000-01-02-03  
 Syer, John B ..... 1960-61  
 Syrek, Adam Christopher ..... 1988-89

**T**

Taglieri, Marc (Capt.)..... 1991-92-93-94-95  
 Talley, Daniel D., III (Mgr.)..... 1941  
 Tanner, Daniel..... 2003  
 Tata, Robert ..... 1952-53  
 Tate, Lawrence K. .... 1962-63-64  
 Tate, Robert ..... 1952  
 Tavenner, Frank S., Jr ..... 1922  
 Taylor, Chris .....2010-11-12  
 Taylor, Tazewell, Jr..... 1919-20-21-22  
 Tazewell, L.W. (Mgr.) ..... 1909  
 Tekker, Cameron ..... 2013-14  
 Temple, Paul Richard ..... 1972  
 Thaiss, Matt .....2014-15-16  
 Thomas, Clayton Allen..... 1981  
 Thomas, Harry Lee, Jr (Capt.)..1973-74-75-76  
 Thomas, John ..... 1997-98-99-00  
 Thomas, Paul Stanley.....1976-77-78-79  
 Thompson, Gregory Dean ..... 1980  
 Thompson, Jacob.....2006-07-08  
 Thompson, Justin .....2009-10-11-12  
 Thom, A.P. .... 1909  
 Thurman, A.G. III ..... 1917-18  
 Timberlake, William, Jr (Capt.)..... 1959-60-61  
 Tisdale, Joseph C., Jr.....1962-63-64  
 Todd, David..... 1936  
 Towns, Kenny.....2012-13-14-15  
 Trotter, Tom (Mgr.) ..... 1952-53  
 Turnbull, Edward R.....1964-65-66  
 Turner, Kenneth.....1953-54-55  
 Turp, David H (Capt.) ..... 1944-50

**U**

Umbach, Arnold William, III.....1986-87-88  
 Umbach, Heath..... 1991-92  
 Underwood, Cecil ..... 1955-56

**V**

Valdes, Franco.....2008-09-10  
 Vance, Robert G., Jr..... 1920-21  
 Ventre, Adam ..... 2005  
 Vernon, Roger ..... 1949  
 Vest, Ryland H ..... 1963  
 Veth, George Andrew ..... 1989  
 Vick, Todd Whitfield ..... 1988  
 Voigt, Paul Kenneth .....1977-78-79  
 Vroman, Doug ..... 2000-01

**W**

Waddell, Brandon.....2013-14-15  
 Wade, Neal O., Jr .....1946-47-48-49  
 Wagner, Craig Steven ..... 1970-73  
 Walker, A.S., (Capt.).....1907-08-09  
 Walker, C.C. .... 1909  
 Walsh, Charles M., III (Capt.) .....1940-41-42  
 Washington, James ..... 1991  
 Watkins, John C..... 1922  
 Weber, Andy..... 2016  
 Wehrle, Robert E. (Mgr.)..... 1950  
 Weiller, Jack..... 2016  
 Weinberg, Joseph Sidney..... 1981  
 Weisinger, Chester..... 1952  
 Wentz, Earle Russell..... 1963  
 Werman, Keith .....2009-10-11-12  
 Werman, Kyle.....2001-02-03-04-05  
 West, George F..... 1942  
 West, William, Jr (Capt.) .....1978-79-80-81  
 White, Charles A ..... 1968-69  
 White, C.M..... 1917-18  
 White, J.L. .... 1914-15-16-17  
 White, Syd ..... 1953  
 White, William Duval..... 1972-73-74-75  
 Whitehead, Richard C .....1965-66-67  
 Whitley, Reece (Capt.) ..... 1957-59  
 Wilcox, James S., Jr..... 1944  
 Wilcox, Mack R., Jr ..... 1964-65  
 Willey, John R .....1939-40-41  
 Williams Charles Edward.....1970-71-72-73  
 Williams, Jonathan (Capt.) ..... 1971-72-73-74  
 Williams, "Lump" (Mgr.)..... 1954-55  
 Willis, Symmion ..... 1996  
 Wilson, Johnnie .....1988-89-90-91  
 Wilson, Thomas Patrick (Capt.)..... 1976-78  
 Wilson, Tyler .....2008-09-10-11  
 Wilson, William L ..... 1946  
 Wiltshire, Richard W ..... 1941-42  
 Wingfield, Patrick .....2005-06-07-08  
 Winiarski, Cody..... 2010-11  
 Winn, Robert .....1949-50-51  
 Withelder, Greg ..... 1998-99  
 Witmer, C.A. .... 1910-11  
 Woodruff, Thomas .....2012-13-14-15  
 Woodson, D.B., Jr ..... 1907  
 Woolfolk, R.K. .... 1919  
 Word, Robert .....2000-01-02  
 Word, W.E., Jr..... 1915  
 Wrenn, McDonald E .....1925-26-27-28  
 Wright, Edward Henry ..... 1930  
 Wright, John ..... 1959  
 Wyant, Hunter ..... 1998-99-00-01

**Y**

Yarbrough, A. N..... 1958  
 Yates, William Guerald ..... 1968  
 Yevak, Thomas Edward .....1985-86-87  
 Young, Austin.....2011-12-13-14

**Z**

Zaikov, Craig..... 1993-94-95-96  
 Zawatski, Geoff..... 1995-96  
 Zdacewicz, Raymond..... 1976-78  
 Zehmer, Charles L .....1953-54-55  
 Zentgraf, Anthony Leo ..... 1975-76  
 Zimmerer, Alan .....2001-02-03-04  
 Zimmerman, Ryan .....2003-04-05  
 Zucchelli, Ron .....1989-90-91-92

# VIRGINIA ADMINISTRATION

## TERESA A. SULLIVAN UNIVERSITY PRESIDENT



Teresa A. Sullivan is the University of Virginia's eighth president. Since taking office in 2010, she has led UVA through a period of significant progress. In fall 2012, she launched a planning effort to provide a road-map for the University's future, while gathering input from 10,000

alumni, parents, students, faculty, staff, and others. This effort produced a new strategic plan for the University, the Cornerstone Plan. President Sullivan developed a new financial model for the University to ensure stability and transparency and to spur innovation in a period of significant financial pressure in higher education.

President Sullivan has assembled a highly effective leadership team and staff. Working with her team, President Sullivan has prepared UVA to tackle the serious challenges in higher education related to access, affordability, faculty compensation, and global competitiveness. UVA now has ongoing efforts, at both the unit and the pan-University levels, to reduce costs, improve processes, and enhance efficiency, while protecting the quality of the academic enterprise. In 2013, President Sullivan proposed a plan to aggressively improve faculty compensation after many years of stagnation in faculty salaries.

In spring 2013, President Sullivan led the University to completion of its \$3-billion capital campaign, and quickly announced plans to raise financial support for three strategic priorities: retaining and recruiting top faculty, restoring the University's Jeffersonian Grounds, and providing needy students with scholarships.

President Sullivan is a respected scholar in labor force demography and is the author or coauthor of six books and many scholarly articles.

President Sullivan is a member of the American Academy of Arts and Sciences and a Fellow of the American Association for the Advancement of Science. She serves as Chair of the Council of Presidents for the Association of Governing Boards of Universities and Colleges, Co-Chair of the National Research Council's Committee on Improving Higher Education's Responsiveness to Regional STEM Workforce Needs, and as a member of the Advisory Board for the Northern Virginia Technology Council. In 2016, the Governor reappointed her to the Innovation and Entrepreneurship Investment Authority.

President Sullivan came to UVA from the University of Michigan, where she was provost and executive vice president for academic affairs. Prior to her work at Michigan, Ms. Sullivan was executive vice chancellor for academic affairs for the University of Texas System, a position she held from 2002 until May 2006. She served as faculty member at the University of Texas at Austin from 1981 to 2006.

She is a graduate of Michigan State University's James Madison College, and earned her doctoral degree in sociology from the University of Chicago. She is married to Douglas Laycock, the Robert E. Scott Distinguished Professor of Law at UVA. They have two adult sons.

President Sullivan is a passionate fan of UVA athletics, and regularly attends sports events on and off Grounds.

## CRAIG LITTLEPAGE DIRECTOR OF ATHLETICS



Committed to preserving and building on UVA's longstanding tradition of academic and athletic excellence, Craig Littlepage is in his 16th year as Virginia's Athletics Director. Littlepage's appointment as athletics director was announced on August 21, 2001.

Littlepage served as Virginia's interim athletics director from June 1, 2001, until his permanent appointment to the position. He had also served as the University's interim athletics director from December of 1994 until July of 1995.

The first African-American athletics director in Atlantic Coast Conference history, Littlepage was named the Black Coaches Association's "Athletics Administrator of the Year" in 2003 and 2006. He was also listed on Sports Illustrated's list of the 101 most influential minorities in sports in 2003 and 2004. In March 2005, Littlepage was named one of Black Enterprise magazine's "Most Powerful African-Americans in Sports."

Littlepage has been a member of UVA's athletics administration since 1990 when he was appointed an assistant athletics director, a position he held from 1990-1991. He then spent four years as the associate director of athletics for programs and six years (1995-2001) as senior associate director of athletics, managing all aspects of the athletics department's day-to-day operations.

Littlepage leads a comprehensive 25-sport athletics program that routinely competes for championships and national rankings in many sports. At the same time, Cavalier student-athletes who exhaust their eligibility at Virginia graduate at a rate comparable to the student body as a whole. UVA student-athletes annually rank among the top Division I-A public universities in the country in graduation rates.

He has outlined a number of ambitious 10-year goals for the department to achieve by 2022: graduate 100 percent of its student-athletes; win 12 national championships and 70 conference titles; fully endow all scholarships and provide the operational support required to meet all other stated goals; build and maintain high-quality facilities; annually recruit the best student-athletes in the country (based on how coaches rate their top prospects); and fully comply with Title IX.

In 2015-16, Virginia captured its second consecutive NCAA men's tennis championship to highlight another successful athletics season in which teams or individuals from 20 of the Cavaliers' 25 intercollegiate athletics programs advanced to NCAA postseason competition. UVA secured its third straight top-10 finish in the Directors' Cup standings and placed in the top 20 in the Directors' Cup standings for the 10th consecutive year.

In addition to its NCAA men's tennis championship in 2015-16, the rowing team placed third nationally and the women's swimming program finished fifth. Men's basketball made its first NCAA Elite Eight appearance since 1995 and the men's track and field team placed seventh at the NCAA Outdoor Championships and tied for eighth at the indoor championships. Women's golf, women's tennis, women's soccer and field hockey also advanced to the quarterfinals at their respective NCAA championships.

UVA captured four Atlantic Coast Conference championships and its 73 conference titles since the spring of 2002 are the most of any ACC school during that time. In 2015-16, UVA won ACC championships in women's golf (second consecutive), rowing (seventh consecutive and 16th in 17 years), women's cross country (first since 1982) and women's swimming and diving (ninth consecutive).

Littlepage and his wife, Margaret, have three children; two daughters Erica (30) and Erin (25), and a son Murray (27).

## SENIOR STAFF




**JON OLIVER**  
Executive Associate  
Athletics Director



**JANE MILLER**  
Senior Associate AD  
for Programs



**DIRK KATSTRA**  
Executive Director  
of Virginia Athletics  
Foundation / Senior  
Associate AD



**VALERIE RICHARDSON**  
Senior Associate AD  
for Programs



**TODD GOODALE**  
Senior Associate AD  
for External Affairs



**STEVE PRITZKER**  
Senior Associate AD  
for Business  
Operations/CFO



**ERIC BAUMGARTNER**  
Associate AD for  
Compliance



**ADRIEN HARRAWAY**  
Associate AD for  
Student Services



# COVERING THE CAVALIERS

The 2017 Virginia Baseball fact book was prepared by the Athletics Media Relations office to assist the news media in its coverage of the Cavaliers this spring. Requests for additional information, feature materials and photographs should be made to AMR.

## ATHLETICS MEDIA RELATIONS

University of Virginia  
P.O. Box 400853  
Charlottesville, VA 22904-4853  
(434) 982-5500  
VirginiaSports.com

The UVA Athletics Media Relations Office is located on the first floor of John Paul Jones Arena. Regular business hours are 8 a.m. to 5 p.m., Monday through Friday.

## PRESS CREDENTIALS

Admission to the Davenport Field press box is by official credential only and strictly limited to members of the working press. Credentials are not intended for fans, friends or spouses. Cheering is prohibited.

Requests for credentials should be directed to Andy Fledderjohann in AMR no later than 24 hours before game time. Credentials will be left at the will call window at the main entrance or with the parking attendant at the driveway entrance to the stadium and may be picked up beginning two hours prior to gametime.

## PARKING PASSES

Requests for Davenport Field parking passes should be directed to Andy Fledderjohann. These passes are located in the grass lot next to Lannigan Field (track lot).

Parking passes are not required in the University Hall West lot, across Alderman Road from Klocknër Stadium. Space in the U-Hall lot is available on a first-come, first-served basis.

## PHOTO CREDENTIALS

All photographers and camera operators must wear a visible credential issued by AMR as well as an armband, which is available in the press box at each game.

No tripod equipment may be used on field level for the safety of the players. Photographers may shoot in the photo bays at the far end of each dugout as well as areas designated in the grandstand and outfield.

## COACH/PLAYER INTERVIEWS

All interviews with coaches and players must be arranged through Andy Fledderjohann in AMR. Please do not contact coaches and student-athletes directly, as this will only slow down the interview process. It is requested that you allow at least one day to arrange interviews.

Players and coaches are typically available before weekday practices between 1:15-1:45 p.m. at Davenport Field or after practice upon request. Coaches and players are not available for interviews on game day, prior to the game.

Head coach Brian O'Connor is normally available on weekday mornings with advance notice.

## POSTGAME INTERVIEWS

Postgame interviews are conducted in the Hall of Fame Room of Davenport Field after a brief cooling off period. Requested UVA players and head coach Brian O'Connor will be escorted to the HOF Room for all interviews. The UVA clubhouse is closed to the media.

Interviews with visiting team members and coaches will be conducted on the field or in the dugout and are subject to the policy of the visiting team's media relations representative.

## TELEPHONES/WIRELESS INTERNET

Wireless Internet is available in the press box. Please see a member of the AMR staff for login directions and passcode. Ethernet lines also are available but are limited.

Should you require your own telephone for game coverage, please contact the AMR office.

## GAME SERVICES

Game notes, lineup sheets, fact books/media guides and game programs are available in the press box. Final game statistics are distributed after the game. In-game statistics through StatBroadcast are available for media use only – please see a member of the AMR staff for login instructions.

Live statistics also will be available at VirginiaSports.com.

## TELEVISION/RADIO RIGHTS

Virginia provides one free broadcast phone line for each visiting school for games at Davenport Field. UVA provides one telephone line for visiting radio broadcasts. If ISDN lines are needed, please contact the Athletics Media Relations at least one week in advance for further assistance.

Television rights are subject to restrictions set forth by the Atlantic Coast Conference and University of Virginia.

Television and radio crews should contact AMR for credentials to the games they are working. It also is requested that AMR be advised of any special needs crews might have well in advance so details can be worked out.

## ATHLETICS MEDIA RELATIONS



**JIM DAVES**  
Assistant AD for  
Media Relations

Office..... 243-2467  
Mobile..... 906-7668  
jimdaves@virginia.edu



**ANDY FLEDDERJOHANN**  
Assistant Director/  
Baseball Contact

Office.....982-5131  
Mobile..... 906-0075  
fledder@virginia.edu

## PHONE NUMBERS TO NOTE (434)

Athletics Media Relations ..... 982-5500  
Athletics Ticket Office ..... 924-UVA1  
(800) 542-UVA1  
Baseball Camps .....243-1066  
Sports Promotions/Marketing.....982-5600  
Stadium Press Box.....244-4071

## DIRECTIONS TO DAVENPORT FIELD

**Address:** 434 Lannigan Lane,  
Charlottesville, VA 22904

**From the East/West:** Take I-64 to exit 118B (Culpeper-Charlottesville). Take second exit (sign will say University of Virginia Information Center and Business 250 East) and bear right onto Ivy Road. At second light, turn left on to Copeley Road. The baseball field is behind the track on the left and not visible from the road.

**From the North:** Take Route 29 south into Charlottesville (Emmet Street). Turn right at Massie Road. Go to the next light and turn left onto Copeley Road. The baseball field is behind the track on the right.

**From the South:** Take Route 29 to Business Route 250 East (sign will say University of Virginia Information Center) and bear right onto Ivy Road. At second stoplight, turn left onto Copeley Road. The baseball field is behind the track on the left.

## CAVALIERS ON THE RADIO



Cavalier baseball games are broadcast on WINA 1070 AM and 98.9 FM Charlottesville, the Home of the Hoos. The audio of every game is streamed online at VirginiaSports.com, and video

also is streamed for select games.

WINA produces all University of Virginia baseball games. WINA's Channing Poole (Virginia, '13) will handle the play-by-play duties.

For an updated radio schedule, visit the baseball schedule page at VirginiaSports.com.