

TABLE OF CONTENTS

Rosters	2-3
Head Coach Brian O'Connor	4-7
Associate Head Coach Kevin McMullan	8-9
Assistant Coach Drew Dickinson	10
Assistant Coach Matt Kirby/Mike Garza	11
Support Staff	12
Player Profiles	13-25
Abbott/Agee/Baldino/Bales	13
Ballestero/Cotier/Deegan/Gelof	14
Hamrock/Harrington/Hlinka	15
Hodorovich/Hoopoes/Jenkins/Kent	16
Kosanovich/Lebreux/McGarry	17
Messinger/Michaels/Neeck/Newell	18
Ortiz/Petri/Price	19
Rivoli/Sanchez/Savino/Schoch	20
Sleight/Sperling/Sullivan	21
Tappen/Vasil	22
Whitten/Wyatt	23
2019 Season Review/Statistics	24-28
Davenport Field at Disharoon Park	29-30
Virginia Baseball History	31-32
2015 National Champions	33-34
2009 College World Series	35
2011 College World Series	36
2014 College World Series	37
NCAA Tournament History/Records	38-39
Year-by-Year Records/UVA Coaching History	40
UVA in the Major League Baseball Draft	41
Former Cavaliers in Professional Baseball	42-43
Virginia Baseball Hall of Fame	44-49
Single-Game Records	50
Batting Records	51
Pitching Records	52
Annual Leaders	53-54
Single-Season Team Records	55
National Awards and Honors	56
Postseason Awards and Honors	57
ACC Awards and Honors	58-59
Series Records	60
Year-by-Year Results	61-74
Game-by-Game vs ACC, 2020 Opponents	75-80
All-Time Letterwinners	81-83
University Administration/Senior Staff	84-85
Covering the Cavaliers	86

BASEBALL INFORMATION

SOCIAL MEDIA



@UVABaseball

FACT BOOK CREDITS

The 2020 Virginia Baseball Fact Book was written and edited by Scott Fitzgerald with assistance from Jack Neary and Drew Buckley. Cover design by Lauren Taylor. Interior layout by Scott Fitzgerald.

Photos by John Atkins, Jim Capony, Cincinnati Reds, Cleveland Indians, Daily Progress, Detroit Tigers, Jim Carpenter, Jim Daves, Jim Davidson, Pete Emerson, Tony Farlow, Los Angeles Dodgers, Mike Gentry, Kelsey Grant, Houston Astros, Dennis Hubbard, Pete LaFleur, Minorwhite Studios, Ryan Morris, Bruce Newman, Matt Riley, Christian Petersen, Emma Sharon, Andrew Shurtleff, Paul Simpson, Kenji Takabayashi, Rodger M. Wood, Washington Nationals.

On the Cover (L-R): Top Row: Christian Hlinka, Blake Bales, Devin Ortiz, Walker Jenkins, Fifth Row: Stephen Shoch, Griff McGarry, Brendan Rivoli. Fourth Row: Chesdin Harrington, Evan Sperling, Kyle Whitten. Third Row: Alex Tappen, Marc Lebreux. Second Row: Paul Kosanovich, Logan Michaels. Front: Andrew Abbott

Head Coach	Brian O'Connor (Creighton, '93)
Career/UVA Record	700-288-2 (.708)
	(17th season)
NCAA Appearances	14 (2004-17)
Associate Head Coach	Kevin McMullan
Assistant Coaches	Drew Dickinson, Matt Kirby
Asst. AD for Baseball Admin	Justin Armistead
Baseball Administration	Joe Bialkoski
Cord. of Video & Scouting	Michael Garza
2098 Record	32-24 overall, 14-16 ACC (5th Coastal)
2019 ACC Tournament	0-2
2019 Postseason	n/a
2019 Final Rankings	NR
Letterwinners Returning/Lost	17/11
Position Players Returning/Lost	9/8
Starting Position Players Returning/Lost	5/3
Pitchers Returning/Lost	13/3
Newcomers	15 (11 freshmen, 4 transfers)
Home Facility	Davenport Field at Disharoon Park
Capacity/Surface	5,359/Natural Grass
Dimensions	332-370-404-370-332

PROGRAM HISTORY

NCAA Tournament Appearances	17 (1972, '85, '96, 2004-17)
NCAA Championships	1 (2015)
College World Series Appearances	4 (2009, '11, '14, '15)
College World Series Finals Appearances	2 (2014, '15)
NCAA Regional Championships	6 (2009, '10, '11, '13, '14, '15)
Last NCAA Regional Appearance	Fort Worth Regional (2017)
Last NCAA Super Regional Appearance	Charlottesville Super Regional (2015)
ACC Championships	4 (1972, '96, '09, '11)
ACC Coastal Division Championships	2 (2010, '11)

UNIVERSITY INFORMATION

Location	Charlottesville, Va.
Founded	by Thomas Jefferson, 1819
Enrollment	22,985 (16,239 undergraduate)
President	Jim Ryan
Nicknames	Cavaliers, Wahoos, 'Hoos
Colors	Orange and Blue
Conference	Atlantic Coast
Athletics Director	Carla Williams
Senior Associate AD/Baseball Admin	Ted White
Athletics Website	VirginiaSports.com

MEDIA RELATIONS

Assistant AD, Media Relations	Jim Daves
Main Office Phone	(434) 982-5500
Baseball Contact	Scott Fitzgerald
Office Phone	(434) 924-9878
Mobile Phone	(908) 246-6818
E-Mail	s.fitzgerald@virginia.edu

2020 SCHEDULE

DATE	OPPONENT	TIME
Wahoos Classic (Pensacola, Fla.)		
Fri. 2/14	vs. Oklahoma ¹ (CST)	7 p.m.
Sat. 2/15	vs. Oklahoma ¹ (CST)	5 p.m.
Sun. 2/16	vs. Oklahoma ¹ (CST)	Noon
Tues. 2/18	VMI (ACCNX)	3 p.m.
Fri. 2/21	BUCKNELL (ACCNX)	3 p.m.
Sat. 2/22	BUCKNELL (ACCNX)	Noon
Sat. 2/22	BUCKNELL (ACCNX)	3:30 p.m.
Sun. 2/23	BUCKNELL (ACCNX)	1 p.m.
Tues. 2/25	WILLIAM & MARY (ACCNX)	3 p.m.
Fri. 2/28	DARTMOUTH (ACCNX)	3 p.m.
Sat. 2/29	DARTMOUTH (ACCNX)	1 p.m.
Sun. 3/1	DARTMOUTH (ACCNX)	Noon
Tues. 3/3	RICHMOND (ACCNX)	3 p.m.
Fri. 3/6	NC STATE* (ACCNX)	4 p.m.
Sat. 3/7	NC STATE* (ACCNX)	1 p.m.
Sun. 3/8	NC STATE* (ACC Network)	3 p.m.
Tues. 3/10	UMASS LOWELL (ACCNX)	1 p.m.
Wed. 3/11	UMASS LOWELL (ACCNX)	11 a.m.
Fri. 3/13	at Pittsburgh* (ACCNX)	3 p.m.
Sat. 3/14	at Pittsburgh* (ACCNX)	3 p.m.
Sun. 3/15	at Pittsburgh* (ACCNX)	1 p.m.
Tues. 3/17	LONGWOOD (ACCNX)	4 p.m.
Fri. 3/20	at Miami* (ACCNX)	7 p.m.
Sat. 3/21	at Miami* (ACCNX)	7 p.m.
Sun. 3/22	at Miami* (ACCNX)	1 p.m.
Tues. 3/24	JMU (ACCNX)	4 p.m.
Fri. 3/27	VIRGINIA TECH* (ACCNX)	6 p.m.
Sat. 3/28	VIRGINIA TECH* (ACCNX)	1 p.m.
Sun. 3/29	VIRGINIA TECH* (ACCNX)	1 p.m.
Tues. 3/31	CORNELL (ACCNX)	4 p.m.
Wed. 4/1	CORNELL (ACCNX)	4 p.m.
Fri. 4/3	at Louisville* (ACCNX)	6 p.m.
Sat. 4/4	at Louisville* (ACCNX)	1 p.m.
Sun. 4/5	at Louisville* (ACCNX)	1 p.m.
Tues. 4/7	at VCU	7 p.m.
Thurs. 4/9	WAKE FOREST* (ACCNX)	6 p.m.
Fri. 4/10	WAKE FOREST* (ACCNX)	6 p.m.
Sat. 4/11	WAKE FOREST* (ACCNX)	1 p.m.
Tues. 4/14	ODU (ACCNX)	6 p.m.
Wed. 4/15	RADFORD (ACCNX)	6 p.m.
Fri. 4/17	at Boston College* (ACCNX)	5:30 p.m.
Sat. 4/18	at Boston College* (ACCNX)	2 p.m.
Sun. 4/19	at Boston College* (ACCNX)	Noon
Tues. 4/21	LIBERTY (ACCNX)	6 p.m.
Wed. 4/22	GEORGE WASHINGTON (ACCNX)	6 p.m.
Fri. 4/24	at Duke* (ACCNX)	6 p.m.
Sat. 4/25	at Duke* (ACCNX)	1 p.m.
Sun. 4/26	at Duke* (ACCNX)	1 p.m.
Tues. 4/28	at ODU	TBD
Fri. 5/8	GEORGIA TECH* (ACCNX)	6 p.m.
Sat. 5/9	GEORGIA TECH* (ACC Network)	4 p.m.
Sun. 5/10	GEORGIA TECH* (ACCNX)	1 p.m.
Tues. 5/12	VCU (ACCNX)	6 p.m.
Thurs. 5/14	NORTH CAROLINA* (ACC Network)	7 p.m.
Fri. 5/15	NORTH CAROLINA* (ACC Network)	7 p.m.
Sat. 5/16	NORTH CAROLINA* (ACC Network)	3 p.m.
Tue.-Sun. 5/19-24	ACC Tournament ² (RSN/ACC Network)	
Fri.-Mon. 5/29-6/1	NCAA Regionals ³ (ESPN Networks)	
Fri.-Mon. 6/5-8	NCAA Super Regionals ³ (ESPN Networks)	
Fri.-Tue. 6/13-24	College World Series ⁴ (ESPN/ESPN2)	

*Indicates ACC Contest | Home Games in **BOLD**

¹ Played in Pensacola, Fla. | ² Played in Charlotte, N.C.

³Sites TBA | ⁴TD Ameritrade Park, Omaha, Neb.

All Times Eastern

Most games can be heard on VirginiaSports.com, with select games airing on WINA 1070-AM/98.9-FM; game times/dates and TV designations are subject to change

2020 VIRGINIA BASEBALL ROSTER

No.	Name	Pos.	B/T	Ht.	Wt.	Cl.	Hometown/Previous School
2	Max Cotier	INF	L/R	5-11	170	Fr.	New Milford, Conn./Canterbury School
3	Evan Sleight	OF	L/R	6-1	205	Fr.	Framingham, Mass./Belmont Hill
4	Nic Kent	INF	R/R	6-2	190	So.	Charlottesville, Va./St. Anne's-Belfield
5	Drew Hamrock	C/INF	R/R	5-11	175	So.	Roswell, Ga./Milton
6	Christian Hlinka	OF	L/R	6-2	210	Jr.	Frenchtown, N.J./Delaware Valley
7	Devin Ortiz	INF/RHP	R/R	6-2	205	Jr.	Nutley, N.J./St. Joseph Regional
8	Brendan Rivoli	C/OF	L/R	6-1	195	Jr.	Douglassville, Pa./Daniel Boone
9	Chris Newell	OF	L/L	6-3	200	Fr.	Newtown Square, Pa./Malvern Prep
10	Tate Ballestero	C/INF	S/R	6-3	195	Fr.	Morristown, N.J./Morristown
11	Walker Jenkins	INF	L/R	6-0	175	Jr.	Sun Prairie, Wis./Madison College
12	Logan Michaels	C	R/R	5-11	195	Sr.	DeForest, Wis./Madison College
13	Alex Tappen	1B/OF	R/R	6-2	210	Jr.	Lower Gwynedd, Pa. /Wissahickon
14	Brandon Neeck	LHP	R/L	6-0	180	So.	Chappaqua, N.Y./Horace Greeley
15	Matt Wyatt	RHP	R/R	6-4	210	Fr.	Timonium, Md./Loyola-Blakefield
16	Andrew Abbott	LHP	L/L	6-0	175	Jr.	Republican Grove, Va./Halifax County
17	Jake Hodorovich	RHP	R/R	6-0	205	Fr.	Scott Township, Pa./Lakeland
18	Zack Gelof	INF	R/R	6-3	205	So.	Rehoboth Beach, Del./Cape Henlopen
20	Marc Lebreux	OF	L/R	6-1	175	Jr.	Montreal, Quebec, Canada/Seminole State College
21	Cristian Sanchez	RHP	R/R	6-3	189	So.	Centreville, Va./Centreville
23	Griff Agee	LHP	R/L	6-5	225	Fr.	Goode, Va./Jefferson Forest
25	Griff McGarry	RHP	R/R	6-2	185	Jr.	Portola Valley, Calif./Menlo
27	Chesdin Harrington	RHP	R/R	6-1	190	Gr.	Montpelier, Va./Patrick Henry
28	Jayson Hoopes	RHP	R/R	6-3	180	Fr.	Northfield, N.J./St. Augustine Prep
29	Zach Messinger	RHP	R/R	6-6	210	So.	Chandler, Ind./Castle
30	Nate Savino	LHP	L/L	6-3	215	Fr.	Sterling, Va./Potomac Falls
31	Jimmy Sullivan	OF	L/L	6-5	210	So.	Wethersfield, Conn./Wethersfield
33	Paul Kosanovich	RHP	R/R	6-4	238	Sr.	San Gabriel, Calif./East LA College
34	Evan Sperling	RHP	R/R	6-6	225	Gr.	Poquoson, Va./Grafton
35	Blake Bales	RHP	R/R	6-5	235	Jr.	Schoolcraft, Mich./Kellogg CC
37	Stephen Schoch	RHP	R/R	6-5	235	Gr.	Laurel, Md./UMBC
38	Kyle Whitten	RHP	R/R	6-3	190	Jr.	Manassas, Va./Osborn Park
39	Kyle Petri	LHP	L/L	6-6	235	So.	Lighthouse Point, Fla./University of Chicago
40	Billy Price	LHP	L/L	6-6	215	So.	Morristown, N.J./Delbarton
43	Jacob Baldino	LHP	L/L	6-4	180	Fr.	Marietta, Ga./George Walton
48	Mike Vasil	RHP	L/R	6-4	225	So.	Wellesley, Mass./Boston College

Head Coach: 26 Brian O'Connor (Creighton '93), 17th season

Associate Head Coach: 44 Kevin McMullan (Indiana-Pa. '90), 17th season

Assistant Coaches: 41 Drew Dickinson (Illinois '09), first season

1 Matt Kirby (William & Mary '03), ninth season

Asst. AD for Baseball Administration: Justin Armistead (Virginia '08), fifth season

Baseball Operations Assistant: Joe Bialkoski (North Florida '17), third season

Coordinator of Video & Scouting: Michael Garza (Georgetown '12), second season

Athletic Trainer: Brian McGuire (Slippery Rock '93), 17th season

Strength & Conditioning: Ed Nordenschild (UT-Arlington '93)

Managers: Evan Duhon, Reese McQuaid, Nate Nowlin, Bryce Rosenberg

ALPHABETICAL

NO.	NAME	POS.
16	Abbott, Andrew	LHP
23	Agee, Griff	LHP
43	Baldino, Jacob	RHP
35	Bales, Blake	RHP
10	Ballestero, Tate	C/INF
2	Cotier, Max	INF
18	Gelof, Zack	INF
5	Hamrock, Drew	C/INF
27	Harrington, Chesdin	RHP
28	Hoopes, Jayson	RHP
6	Hlinka, Christian	OF
17	Hodorovich, Jake	RHP
11	Jenkins, Walker	INF
4	Kent, Nic	INF
33	Kosanovich, Paul	RHP
20	Lebreux, Marc	OF
25	McGarry, Griff	RHP
29	Messinger, Zach	RHP
12	Michaels, Logan	C
14	Neeck, Brandon	LHP
9	Newell, Chris	OF
7	Ortiz, Devin	INF/RHP
39	Petri, Kyle	LHP
40	Price, Billy	LHP
8	Rivoli, Brendan	C
21	Sanchez, Cristian	RHP
30	Savino, Nate	LHP
37	Schoch, Stephen	RHP
3	Sleight, Evan	OF
34	Sperling, Evan	RHP
31	Sullivan, Jimmy	OF
13	Tappen, Alex	1B/INF
48	Vasil, Mike	RHP
38	Whitten, Kyle	RHP
15	Wyatt, Matt	RHP

PRONUNCIATIONS

Ballestero	Bal – es- TARE-oh
Baldino	Ball-Deeno
Cotier	Codee-Ay
Gelof	GEL-off (Hard G)
Hlinka	Ha-Linka
Hodorovich	hut-ah-ROW-vitch
Kosanovich	Coh-SAN-oh-vitch
Lebreux	La-Brew
Messinger	MESS-Singer
Neeck	NEEK (rhymes w/ seek)
Petri	PEA-tree
Schoch	Shock
Sleight	Slight
Vasil	Vaa-sill

BREAKDOWN BY STATE/ PROVINCE/COUNTRY

California	2
Connecticut	2
Delaware	1
Florida	1
Georgia	2
Indiana	1
Massachusetts	2
Michigan	1
Maryland	2
New York	1
New Jersey	5
Pennsylvania	4
Quebec, Canada	1
Virginia	8
Wisconsin	2

BREAKDOWN BY CLASS

True Freshman	10
Sophomore	10
Junior	10
Senior	2
Graduate	3

TV/RADIO ROSTER



2 MAX COTIER
INF · L/R · 5-11 · 170 · Fr.
New Milford, Conn.
Canterbury



3 EVAN SLEIGHT
OF · L/R · 6-1 · 205 · Fr.
Framingham, Mass.
Belmont Hill



4 NIC KENT
INF · R/R · 6-2 · 190 · So.
Charlottesville, Va.
St. Anne's-Belfield



5 DREW HAMROCK
C/INF · R/R · 5-11 · 175 · So.
Roswell, Ga.
Milton



6 CHRISTIAN HLINKA
OF · L/R · 6-2 · 210 · Jr.
Frenchtown, N.J.
Delaware Valley



7 DEVIN ORTIZ
INF · P/R/R · 6-2 · 205 · Jr.
Nutley, N.J.
St. Joseph Regional



8 BRENDAN RIVOLI
C · L/R · 6-1 · 195 · Jr.
Douglassville, Pa.
Daniel Boone



9 CHRIS NEWELL
OF · L/L · 6-3 · 200 · Fr.
Newtown Square, Pa.
Malvern Prep



10 TATE BALLESTERERO
C/INF · S/R · 6-3 · 195 · Fr.
Morristown, N.J.
The Miller School



11 WALKER JENKINS
INF · L/R · 6-1 · 175 · Jr.
Sun Prairie, Wis.
Sun Prairie/Madison Coll.



12 LOGAN MICHAELS
C · R/R · 5-11 · 195 · Sr.
DeForest, Wis.
DeForest/Madison Coll.



13 ALEX TAPPEN
OF · R/R · 6-2 · 210 · Jr.
Lower Gwynedd, Pa.
Wissahickon



14 BRANDON NEECK
LHP · R/L · 6-0 · 180 · So.
Chappaqua, N.Y.
Horace Greeley



15 MATT WYATT
RHP · R/R · 6-4 · 210 · Fr.
Towson, Md.
Loyola-Blakefield



16 ANDREW ABBOTT
LHP · L/L · 6-0 · 175 · Jr.
Republican Grove, Va.
Halifax County



17 JACOB HODOROVICH
RHP · R/R · 6-0 · 205 · Jr.
Scott Twp. Pa.
Lakeland



18 ZACK GELOF
INF · R/R · 6-3 · 205 · So.
Rehoboth Beach, Del.
Cape Henlopen



20 MARC LEBREUX
OF · L/R · 6-1 · 175 · Jr.
Montreal, Quebec, Canada
Seminole State College



21 CRISTIAN SANCHEZ
RHP · R/R · 6-3 · 189 · So.
Centreville, Va.
Paul VI Catholic



23 GRIFF AGEE
LHP · R/L · 6-5 · 225 · Fr.
Forest, Va.
Jefferson Forest



25 GRIFF MCGARRY
RHP · R/R · 6-2 · 185 · Jr.
Portola Valley, Calif.
Menlo School



27 CHESDIN HARRINGTON
RHP · R/R · 6-2 · 190 · Gr.
Montpelier, Va.
Patrick Henry



28 JAYSON HOOPES
RHP · R/R · 6-3 · 185 · Fr.
Northfield, N.J.
St. Augustine Prep



29 ZACH MESSINGER
RHP · R/R · 6-6 · 210 · So.
Chandler, Ind.
Caste



30 NATE SAVINO
LHP · L/L · 6-3 · 215 · Fr.
Sterling, Va.
Potomac Falls



31 JIMMY SULLIVAN
OF · L/L · 6-5 · 210 · Fr.
Wethersfield, Conn.
Wethersfield



33 PAUL KOSANOVICH
RHP · R/R · 6-4 · 238 · Sr.
Temple City, Calif.
East LA College



34 EVAN SPIERLING
RHP · R/R · 6-6 · 225 · Gr.
Poquoson, Va.
Grafton



35 BLAKE BALES
RHP · R/R · 6-4 · 235 · Jr.
Schoolcraft, Mich.
Kellogg, CC



37 STEPHEN SCHOCH
RHP · R/R · 6-5 · 235 · Gr.
Laurel, Md.
UMBC



38 KYLE WHITTEN
RHP · R/R · 6-3 · 190 · Jr.
Manassas, Va.
Osborn Park



39 KYLE PETRI
LHP · L/L · 6-6 · 235 · So.
Lighthouse Point, Fla.
Univ. of Chicago



40 BILLY PRICE
LHP · L/L · 6-6 · 215 · So.
Morristown, N.J.
Delbarton



43 JACOB BALDINO
LHP · L/L · 6-4 · 180 · Fr.
Marietta, Ga.
George Walton



48 MIKE VASIL
RHP · L/R · 6-4 · 225 · So.
Wellesley, Mass.
Boston College HS



BRIAN O'CONNOR
Head Coach
17th Season



KEVIN McMULLAN
Associate Head Coach
17th Season



DREW DICKINSON
Assistant Coach
First Season



MATT KIRBY
Assistant Coach
Ninth Season



MICHAEL GARZA
Coordinator of
Video & Scouting
Second Season



JUSTIN ARMISTEAD
Asst. AD Baseball Admin.
Fifth Season



JOSEPH BIALKOSKI
Baseball Operations
Assistant
Third Season



BRIAN MCGUIRE
Athletic Trainer
17th Season



ED NORDENSCHILD
Strength & Conditioning
14th Season



BRIAN O'CONNOR

HEAD COACH | 17th SEASON

 @UVACoachOConnor

After leading the Virginia baseball program to its first NCAA National Championship in 2015, five-time ACC Coach of the Year and three-time national coach of the year Brian O'Connor has built his program into a college baseball powerhouse and turned Virginia Baseball into a national brand. For his efforts, Virginia was named the ACC Program of the Decade and O'Connor was honored as the ACC Coach of the Decade by D1Baseball.com

Now in his 17th season as head coach of the Cavaliers, O'Connor has put forth staggering numbers during his tenure:

- 2015 National Champions (first in program history & first ACC program since 1955)
- Four College World Series appearances and two CWS Finals berths
- 14 straight NCAA tournament appearances (2004-2017)
- Seven NCAA regional championships
- Two ACC championships
- Four 50-win seasons
- 700 wins, including 435 wins this decade (seventh most in the nation)

O'Connor enters the 2020 season with a career record of 700-288-2 and a 288-179-1 record in ACC play. He is one of nine coaches in the history of the ACC to accumulate 700 wins and his .708 winning percentage is the third-highest among active NCAA coaches.

O'Connor guided Virginia to 14-consecutive NCAA tournament appearances from 2004-2017. Virginia is one of 16 programs ever to advance to an NCAA Regional 14-straight years. This success has led to record crowds, excitement and national exposure for Virginia Baseball, highlighted by the Cavaliers' national championship in 2015.

A three-time National Coach of the Year, O'Connor is the second fastest ACC coach to reach 500 career wins. He ranks ninth in ACC history in career wins, eighth in career ACC victories, sixth with 48 career NCAA tournament wins and tenth with 27 ACC tournament wins.

His UVA teams have racked up 11 40-win seasons and played host to nine NCAA regionals and five NCAA super regionals. Since 2009, UVA owns 42 NCAA tournament wins -- fourth most in the nation.

Cavalier fans have flocked to UVA's Disharoon Park in increasing, record numbers during the O'Connor tenure, prompting several stadium expansions to push the stadium seating capacity over 5,300 in or-

der to meet the rapidly intensifying demand. Virginia has ranked among the top 20 nationally in attendance in each of the last nine seasons, including a program-best 142,496 fans in 2014 as UVA finished 11th in attendance. Since 2009, over one million fans have come out to Disharoon Park, including more than 100,000 in ten of the last 11 years.

UVA has ranked among the top 40 in the nation in total home attendance and average home attendance in all 16 years of O'Connor's tenure. To keep the facility among the elite in college baseball, Disharoon Park completed its \$18.76 million expansion that included a foul pole to foul pole concourse, a field level club, a new hitting facility, a pitching lab, updated video breakdown facilities and baseball headquarters with coaches offices and meeting rooms.

O'Connor was named the National Coach of the Year in 2015 by the ABCA, Baseball America, Collegiate Baseball, D1Baseball and Perfect Game, marking the third year he has earned such an honor. He was tabbed the 2009 NCBWA and CollegeBaseballInsider.com National Coach of the Year and also was named the 2006 College Baseball Foundation Coach of the Year. He is a five-time recipient of ABCA Atlantic Region Coach of the Year laurels (2004, 2009, 2011, 2014, 2015) and five-time ACC Coach of the Year honoree (2004, 2010, 2011, 2013, 2014). O'Connor was inducted into the Iowa High School Baseball Coaches Association's Hall of Fame in 2017.

Eighty-four of O'Connor's Virginia players have been selected in the Major League Baseball First-Year Player Draft, including 57 in the last 10 years. Left-handed pitcher Danny Hultzen was taken second overall in the 2011 MLB Draft by the Seattle Mariners, marking UVA's highest draft pick ever. Three Cavaliers were selected in the first round in 2014, the most of any program in the country. UVA was the only program in the country to have at least one player chosen in the first round of the MLB Draft from 2014-18, including Pavin Smith and Adam Haseley, who were chosen back-to-back in the top 10 in 2017, marking the first position players from the same college to go in the top 10 since 1988.

Twenty former Cavaliers have reached the major leagues after playing for O'Connor, highlighted by Washington Nationals' all-star and Gold Glove third baseman Ryan Zimmerman. A program-record 13 former Cavaliers played in Major League Baseball

in 2019 and five Cavaliers made their MLB debuts in 2019, tied for the most of any college baseball program.

Mark Reynolds (Arizona), Joe Koshansky (Colorado), Brandon Guyer (Tampa Bay), Michael Schwimer (Toronto), Mike Ballard (Baltimore), Sean Doolittle (Oakland), David Adams (New York Yankees), Phil Gosselin (Atlanta), Kyle Crockett (Cleveland), Chris Taylor (Seattle), Jarrett Parker (San Francisco), Tyler Wilson (Baltimore), John Hicks (Seattle), Derek Fisher (Houston), Danny Hultzen (Chicago Cubs), Branden Kline (Baltimore), Josh Sborz (Los Angeles Dodgers), Matt Thaiss (Los Angeles Angels) and Adam Haseley (Philadelphia) also have made it to baseball's highest level after playing under O'Connor while at UVA.

In 2005 Zimmerman went on to make one of the quickest jumps ever to the major leagues - two months - and in 2009 became the first former Cavalier to play in the MLB All-Star Game. In 2014 Crockett became the first player from the 2013 MLB Draft to reach the big leagues. Doolittle, a two-time MLB All-Star, became the first former Cavalier pitcher to appear in the All-Star Game in 2014.

O'Connor is one of seven active coaches in college baseball to win a College World Series Title

Doolittle and Zimmerman teamed up on the Washington Nationals in 2019 to bring home the franchise's first World Series title. A Cavalier has played in the Fall Classic in each of the last four seasons, something that can't be said about any other college baseball program in the country.

Seventy-two Virginia players have nabbed All-ACC honors under O'Connor, including 49 over the last 10 seasons (second most in ACC). Joe Koshansky (2004) and Sean Doolittle (2006) each were named ACC Player of the Year. Danny Hultzen earned ACC Pitcher of the Year honors in 2010 and 2011, while Nathan Kirby claimed the distinction in 2014. In 2009 Hultzen was tabbed ACC Freshman of the Year, and Joe McCarthy earned the award in 2013.

During O'Connor's tenure, Virginia players have garnered 27 All-America honors, including Hultzen, who was a three-time First-Team All-American, and Doolittle, Papi, Matt Thaiss and Haseley, each of whom was a two-time All-American. In addition, 17 Cavaliers have claimed Freshman All-America distinctions.

Zimmerman, Doolittle, Thompson, Branden Kline, Thaiss, Jake McCarthy and Andrew Abbott each played on USA Baseball collegiate national teams. Zimmerman led the U.S. to the gold medal at the World University Games in 2004, and Doolittle helped the Americans to a gold medal in 2006. Thompson notched a silver medal with Team USA at the 2007 Pan American Games. Kline was a member of the 2011 Collegiate National Team. Thaiss competed on the 2015 team, while McCarthy was on the 2017 squad.

The Cavaliers also have become a fixture in the national polls, highlighted by UVA's first-ever No. 1 ranking in 2010. Virginia was ranked No. 1 by Baseball America for 12 weeks during the 2010 season and for a dozen more weeks in 2011. UVA reached the top of the polls again in 2014, spending 13 weeks at No. 1, and in 2015.

Virginia has succeeded in the classroom as well.

In 2011 the UVA baseball program earned a public recognition award from the NCAA for its multi-year Academic Progress Rate scores. The APR provides a clear picture of the academic culture in each sport. Huitzen was a Capital One First-Team Academic All-American in 2011, while Tyler Wilson was the winner of the esteemed Lowe's Senior CLASS Award for Baseball in 2011.

O'Connor stresses the importance of pitching, defense and fundamentals. UVA teams have thrived in the pitching game, with the Cavaliers posting the fifth lowest ERA in the country since 2005 (3.41). Virginia has ranked in the top 20 nationally nine times (second-highest total in college baseball), including six top-three marks. The 2011 team led the nation with a 2.24 ERA, while the 2014 squad was second nationally at 2.23.

Defensively, the Cavaliers also have shined under O'Connor. UVA owns the best fielding percentage in the ACC since his arrival in 2004 (.973). Nine of his teams have ranked among the nation's top 40 in fielding percentage. The 2014 Cavaliers set the program record for fielding percentage with a .981 mark, which ranked fourth nationally.

USA BASEBALL

During the summer of 2018, O'Connor joined forces with his former boss at Notre Dame and current LSU head coach Paul Mainieri on the staff of the U.S. Collegiate National Team. He served on Mainieri's staff as the pitching coach alongside his former college coach Jim Hendry who was the team's bench coach. Team USA went 12-3 on a three-week international tour that included games against Cuba, Chinese Taipei and Japan. Under O'Connor's direction, the Team USA pitching staff sported a 2.06 ERA and recorded three shutouts.

YEAR-BY-YEAR

The 2019 season was highlighted by a vintage Cavalier late-season surge. Virginia won 10 of its last 14 regular-season games that included a pair of one-run road losses against then-No. 15 North Carolina. In the midst of that run, O'Connor etched his name in ACC lore, tallying his 700th career win with a 5-3 victory over Virginia Tech in Blacksburg. He is one of nine coaches ever to collect 700 wins while coaching an ACC program. Virginia enjoyed success once again in the MLB Draft with three selections. After posting the league's 7th-best batting average, Tanner Morris was selected in the 5th round (147th overall) by the Toronto Blue Jays, continuing a streak of 10-straight seasons with a player selected in the first five rounds in each of the last 10 years. Only four other programs nationally have matched that feat.

A vision of O'Connor, his staff and Virginia administrators took shape at the beginning of the 2018 season with the completion of an \$18.76 million expansion of Disharoon Park at Davenport Field. In the sixth home game of the year, six pitchers combined for an 11-inning no-hitter against William & Mary, the fourth in the O'Connor era. The Cavaliers were once again successful in the MLB Draft with six selections and an ACC-high, five in the first 10 rounds.



UVA COACHING HIGHLIGHTS

- Led Virginia to 2015 NCAA Championship
- Ranks 31st in career win percentage (.716) in NCAA Division I history (No. 3 among active coaches)
- 700 wins in 16 years at UVA (average of 43.75 per season), including NCAA-best 56 wins in 2011
- Holds UVA coaching records for wins, ACC wins (288) and NCAA Tournament wins (48)
- Three-Time National Coach of Year (2006, '09, '15)
- Five-time ACC Coach of the Year (2004, '10, '11, '12, '14)
- Four NCAA College World Series appearances
- 14-straight NCAA Regional appearances from 2004-17, hosting nine as No. 1 seed in Charlottesville
- National seed in NCAA Tournament four times
- Six NCAA Regional and four Super Regional championships
- Two-time ACC Champions (2009, 2011) and ACC regular-season champions (2010, 2011)
- 11 40-win seasons, 4 50-win seasons
- 444-116 home record (.793)
- 9th in ACC history in career wins, eighth in ACC wins and sixth in NCAA tournament wins
- 11 top-three finishes in one of the nation's toughest conferences
- 72 All-ACC selections, including three ACC Pitchers of the Year, two ACC Players of the Year and two ACC Freshmen of the Year
- 27 All-America selections and 17 Freshman All-Americans
- 84 players selected in the MLB Draft and 20 former Cavaliers in Major League Baseball

O'CONNOR'S MILESTONE WINS

No.	Date	Opponent	Score
1	Feb. 13, 2004	at N.C. A&T	10-7
100	March 12, 2006	at Georgia Tech	6-3
200	March 30, 2008	Virginia Tech	2-1
300	April 27, 2010	Coastal Carolina	6-3
400	April 26, 2012	at VCU	7-5
500	May 11, 2014	Georgia Tech	4-3
558 [^]	June 24, 2015	vs. Vanderbilt	4-2
595*	May 28, 2016	vs. Louisville	7-2
600	Feb. 21, 2017	VMI	9-7
700	May 17, 2019	Virginia Tech	5-3

[^]National Championship; *Program Wins Record

First rounders Daniel Lynch and Jake McCarthy continued a stretch of five-straight seasons with a first round pick, unmatched by any program in college baseball.

Under O'Connor's direction, Virginia qualified for its 14th consecutive NCAA Tournament and finished with 43 wins, the 11th time his club reached the 40-win mark. 2017 also marked a milestone year for O'Connor, recording his 600th career win, becoming the second fastest in ACC history to reach the 600-win plateau. Six Cavaliers were selected in the 2017 MLB Draft including Pavin Smith and Adam Haseley who went back-to-back, 7th and 8th overall, respectively. The duo became the first set of position players from the same college to be selected in the top 10 of an MLB Draft since 1988.

Virginia reached its 13th straight NCAA tournament in 2016 while hosting its ninth regional in the last 13 seasons. Three Cavaliers earned All-America honors: RHP Connor Jones, catcher Matt Thaiss and two-way standout Adam Haseley. After a slow start to the season, UVA caught fire in the back half of the ACC schedule, including a series win at then-No. 1 ranked Miami. Thaiss was UVA's fifth first-round MLB Draft pick in the last three seasons, while Jones (second round) and shortstop Daniel Pinero (ninth) also were chosen in the draft.

After sustaining success throughout the O'Connor tenure, Virginia reached college baseball's summit in 2015 with the program's first national championship. As a No. 3 regional seed, UVA made a dramatic run to Omaha, capped by winning two of three games against Florida before ousting Vanderbilt in three games in the CWS Finals. The Cavaliers battled through a tumultuous, injury-riddled regular season, but caught fire in the postseason, winning the Lake Elsinore (Calif.) Regional before coming home to defeat Maryland twice to win the Charlottesville Super Regional. Despite numerous setbacks throughout the season, Virginia kept battling, and that never-say-die attitude was never more evident than in the postseason: UVA scored the go-ahead run in the fifth inning or later in each of their 10 postseason wins, including each of their five wins in the CWS.

Virginia had one of the best years in program history in 2014, culminating with the program's first trip to the College World Series Finals. UVA posted a 53-16 record - its fourth 50-win season in a five-year span - and won the Charlottesville Regional and Super Regional en route to its third trip to Omaha in the last six seasons. As the tournament's No. 3 national seed, UVA won four games at the CWS in reaching the CWS championship game. Nathan Kirby earned First-Team All-America honors and was tabbed the Co-ACC Pitcher of the Year; he also was one of a record eight Cavaliers named to the All-ACC Team.

Pitching and defense propelled the Cavaliers, as UVA recorded the second-lowest ERA in program history (2.23) and the best fielding percentage in the school annals (.981). UVA ranked second nationally in ERA and fourth in fielding. Nick Howard set an ACC record with 20 saves and then was selected in the first round of the MLB Draft, one of eight Cavaliers to be drafted in 2014. Howard and Mike Papi joined Kirby as 2014 All-Americans.

Virginia went 50-12 in 2013 while playing host to an NCAA regional and super regional. UVA led the ACC in batting (.314) and ranked second

nationally in runs (489) and third in scoring (7.9). Papi was named a First-Team All-American while becoming UVA's first ACC batting champion since 1981. Kyle Crockett was tabbed a Third-Team All-American and finished his career with the second-lowest ERA in UVA history (1.98). Outfielder Joe McCarthy posted the highest batting average for a UVA freshman in 29 years and was tabbed the ACC Freshman of the Year and a Freshman All-American; he also was one of a league-high six Cavaliers on the All-ACC Team.

UVA played host to a regional in 2012, going 39-19-1 and earning a second-place finish in the ACC Coastal Division. Branden Kline, Justin Thompson and Keith Werman each were named to the All-ACC team, while Derek Fisher was a unanimous selection as a freshman All-American.

Virginia set a program record with 56 victories in 2011, earning the No. 1 national seed in the NCAA Tournament and advancing to its second College World Series while winning ACC Tournament and Coastal Division championships. UVA went 56-12 and won its third straight NCAA regional title before taking the super regional against UC Irvine after a dramatic ninth-inning rally in Game 3. The Cavaliers posted two wins at the CWS before eventual national champion South Carolina eliminated UVA in a 13-inning contest.

While UVA's pitching staff ranked first nationally in ERA, the Cavaliers recorded a .978 fielding percentage - at the time, a school record - and ranked among the top 20 nationally in batting. Seven Cavaliers were named All-ACC, with four claiming All-America honors - Hultzen, Kline, John Hicks and Will Roberts. The fan base continued to rally around the team as UVA averaged a program-best 3,298 fans per game (125,355 total).

In 2010, the Cavaliers posted a 51-14 record, setting a then-school record for wins in a season as well as ACC wins in a year (23). Record crowds packed Disharoon Park, leading to seating expansions on three separate occasions. Virginia averaged 3,148 fans per game, shattering the previous record by nearly 1,400 fans per game.

Virginia also earned its first-ever No. 1 national ranking in 2010 and held that distinction for 12 weeks during the season. The Cavaliers were a national seed in the NCAA tournament for the first time, with a No. 5 seed. UVA led the conference in batting (.331) for the second straight year and set school records in runs (525), doubles (160), triples (32) and total bases (1166). The Cavaliers also finished seventh nationally in fielding percentage with a then-school record mark of .977. In addition, seven Cavaliers were named to the All-ACC team, while Kevin Arico, Hultzen and Phil Gosselin also earned All-America honors.

In 2009, O'Connor guided Virginia to the program's first College World Series berth while capturing the school's third ACC championship and first regional and super regional crowns on the road to Omaha. Despite featuring a team with 23 underclassmen, the Cavaliers set 11 team records, including hits (767), runs (507) and strikeouts (593), while posting a 49-15-1 mark. Five players earned first-team All-ACC honors, with Hultzen and Parker each gleaning All-America laurels.

After a strong regular season, Virginia caught fire in the postseason, winning the ACC Baseball Championship with four wins in as many days. UVA then



BRIAN O'CONNOR

Born: April 21, 1971, in Omaha, Neb.

High School: 1989 graduate of Saint Albert HS in Council Bluffs, Iowa

College: Bachelor's degree in marketing from Creighton University in 1993

Coaching Career: Assistant Coach at Creighton (1993-94), Assistant Coach at Notre Dame (1994-2001), Associate Head Coach at Notre Dame (2001-03), Head Coach at Virginia (2004-present)

Personal: Married to the former Cindy Petratis of Council Bluffs, Iowa. The couple has two daughters, Ellie and Maggie, and a son, Dillon.



traveled to the NCAA Irvine Regional and impressively topped San Diego State and soon-to-be MLB No. 1 draft pick Stephen Strasburg before shutting down top-ranked UC Irvine twice on its home field to win the regional crown. The next week, the Cavaliers rebounded from an opening-game loss to Ole Miss to win the final two contests of the NCAA Oxford Super Regional in front of hostile crowds to take the super regional title and earn a berth in the College World Series at Rosenblatt Stadium.

While UVA advanced to the College World Series for the first time in 2009, the process of reaching Omaha started six years prior. O'Connor was named the head baseball coach at Virginia on July 8, 2003, and he and his staff wasted no time in propelling the program to new heights.

In O'Connor's first season as head coach, the Cavaliers recorded a 44-15 overall record, 18-6 mark in the ACC and second-place ACC finish. The 18 wins were the most ever by a Cavalier team in league play at the time, and for the first time in school history, Virginia played host to an NCAA regional. Virginia swept five three-game series over conference foes, including a three-game sweep over Georgia Tech in Atlanta for the first time in school history. The Cavaliers also swept Clemson in three games for the first time since 1972.

UVA racked up another 40-win season in 2005, going 41-20 overall and 14-14 in the ACC. As the No. 7 seed in the ACC tournament, the Cavaliers went to the championship by knocking off three ranked opponents, including two wins over Clemson and a triumph over NC State. UVA posted nine wins over ranked opponents, including a three-game sweep of No. 4 Georgia Tech, which was UVA's second straight regular-season sweep of the Yellow Jackets. The Cavaliers led the ACC in team ERA (2.74) for the second straight year.

O'Connor's 2006 squad set a then-school record with 47 wins on its way to a 47-15 mark, including 21 conference wins. UVA finished third overall in the ACC and just one game behind division champion North Carolina while playing host to an NCAA Regional. Four players were named All-ACC, led by Sean Doolittle, who was the ACC Player of the Year. Four Cavalier freshmen were named Freshman All-Americans, tied for the most in the nation.

In 2007, Virginia boasted a 45-16 record and 19-9 mark in the ACC en route to a second-place finish in the ACC Coastal Division. The Cavaliers played host to an NCAA Regional and bowed out in the championship to eventual national champion Oregon State. Five Cavaliers earned All-ACC honors, while Jacob Thompson was a consensus first-team All-American and Doolittle earned second-team All-America laurels. UVA led the league and was third in the nation in ERA (2.81), led by Thompson with a league-best 1.50 mark. The Cavaliers also posted series wins at then No. 1-North Carolina and Clemson - UVA's first series win ever at Clemson.

In 2008, Virginia reached the ACC Championship game and earned a fifth straight NCAA Regional bid. The Cavaliers went 39-23 overall and 15-15 in the ACC, and steadily improved throughout the season, catching fire in the ACC Baseball Championship, where they defeated No. 1-North Carolina and No. 4 Florida State in successive games. Michael Schwimer earned All-America honors, while Greg Miclat and Pat McAnaney nabbed all-conference laurels.

PRIOR TO VIRGINIA

O'Connor brought a wealth of baseball experience to Charlottesville when he arrived. He came to Virginia after spending nine seasons at Notre Dame (1995-2003) under current LSU coach Paul Mainieri, for whom he served as an assistant coach from 1995-2001 before earning a promotion to associate head coach in 2001. O'Connor was named the 2001 National Assistant Coach of the Year by the American Baseball Coaches Association and Baseball America and was AFLAC National Assistant Coach of the Year in 2003.

While at Notre Dame, O'Connor worked with the Fighting Irish pitchers and served as the program's recruiting coordinator. As Notre Dame's recruiting coordinator, he led the effort that landed a nine-member group ranked as the No. 1 recruiting class in the country in 2001, as well as the sixth-ranked recruiting class in 2003 according to Baseball America.

During O'Connor's nine years at Notre Dame, the Irish compiled an overall record of 399-160-1 (.713), won six conference championships and made six trips to the NCAA Tournament. His last three Notre Dame teams were among the most successful in the school's history. The Irish compiled an overall record of 45-18 in 2003, won the Big East Conference Championship and advanced to the NCAA tournament. In 2002, Notre Dame had an overall record of 50-18, won the Big East Championship and advanced to the College World Series. The 2001 Irish team was 49-13-1, ranked No. 1 in the nation at midseason and played in the NCAA tournament.

O'Connor, who pitched on Creighton's 1991 College World Series team, tutored 17 eventual professional baseball pitchers, including 13 Major League Draft selections, at Notre Dame. He has a proven track record of developing pitchers into top-level prospects, including a pair of first-round selections - Brad Lidge in 1998 and Aaron Heilman in 2001 - who weren't drafted in the first 40 rounds coming out of high school (Lidge was a 42nd-round pick, Heilman a 55th-rounder).

PERSONAL

A native of Council Bluffs, Iowa, O'Connor is a 1993 graduate of Creighton University. As a pitcher on the Creighton baseball team under then-CU head coach and former Chicago Cubs general manager Jim Hendry, O'Connor posted a career record of 20-13 with seven saves and a 3.78 ERA. After graduating with a bachelor's degree in marketing, O'Connor was selected in the 29th round of the Major League Baseball draft by the Philadelphia Phillies. He notched a 4-2 record with a 4.03 ERA for Martinsville (Va.) of the Appalachian Class-A League in 1993 before accepting a position as pitching coach at Creighton.

O'Connor is married to the former Cindy Petratis. The couple has three children - two daughters, Ellie and Maggie, and a son, Dillon.

BRIAN O'CONNOR BY THE NUMBERS

CAREER RECORD

Year	School	Overall Record	ACC Record	ACC Finish	Postseason
2004	Virginia	44-15	18-6	2nd	NCAA Regional
2005	Virginia	41-20	14-14	7th	NCAA Regional
2006	Virginia	47-15	21-9	3rd	NCAA Regional
2007	Virginia	45-16	19-9	2nd*	NCAA Regional
2008	Virginia	39-23	15-15	4th*	NCAA Regional
2009	Virginia	49-15-1	16-11-1	4th*	College World Series
2010	Virginia	51-14	23-7	1st*	NCAA Super Regional
2011	Virginia	56-12	22-8	T-1st*	College World Series
2012	Virginia	39-19-1	18-12	2nd*	NCAA Regional
2013	Virginia	50-12	22-8	2nd*	NCAA Super Regional
2014	Virginia	53-16	22-8	2nd*	NCAA CWS Finals
2015	Virginia	44-24	15-15	2nd*	NCAA Champions
2016	Virginia	38-22	19-11	2nd*	NCAA Regional
2017	Virginia	43-16	18-12	2nd*	NCAA Regional
2018	Virginia	29-25	12-18	5th*	
2019	Virginia	32-24	14-16	5th	
Career	15 years	700-288-2 (.708)	288-179-1 (.617)		*Coastal Division

COACHES TO WIN A NATIONAL CHAMPIONSHIP, PLAY IN A COLLEGE WORLD SERIES, ASSISTANT ON CWS TEAM

	WIN as HC	Played CWS	Asst. on CWS
Brian O'Connor	Virginia (2015)	Creighton (1991)	Notre Dame (2002)
George Horton	Fullerton (2004)	Fullerton (1975)	Fullerton (1990, 92, 94, 95)

COACHES TO REACH 14 STRAIGHT NCAA TOURNAMENTS TO START CAREER AT SCHOOL (ALL-TIME)

Mike Martin	Florida State	1980-present (39 seasons)
Jim Morris	Miami	1994-2016 (23 seasons)
Brian O'Connor	Virginia	2004-17 (14 seasons)
Dave Van Horn	Arkansas	2002-15 (14 seasons)
Jack Leggett	Clemson	1994-2007 (14 seasons)

O'CONNOR VS. OPPONENTS (2020 OPPONENTS IN BOLD)

Appalachian State	1-1	High Point	1-0	RADFORD	10-1
Arkansas	3-1	JAMES MADISON	18-1-1	Rhode Island	3-0
Arkansas State	1-0	Kansas	1-0	Rice	1-0
Army	2-0	Kent State	1-0	RICHMOND	14-1
Auburn	1-0	Kentucky	0-1	Rider	3-0
BOSTON COLLEGE	21-6	Lafayette	1-0	Rutgers	3-0
Brown	2-0	La Salle	3-0	Saint Peter's	1-0
BUCKNELL	13-0	Lehigh	5-0	San Diego State	2-0
Cal State Fullerton	1-2	LIBERTY	15-2	Samford	1-0
California	2-0	LONGWOOD	11-0	Seton Hall	5-1
Canisius	1-0	LOUISVILLE	7-9	Siena	2-0
Central Connecticut	3-0	LSU	0-1	South Carolina	0-3
The Citadel	2-0	Marist	8-0	Southern California	2-0
Clemson	27-12	Marshall	4-0	St. John's	4-1
Coastal Carolina	4-4	Maryland	31-5	St. Joseph's	3-0
Coppin State	4-0	Md.-Eastern Shore	5-0	Stony Brook	3-1
Coll. of Charleston	0-1	MIAMI (FLA.)	26-27	TCU	1-2
CORNELL	5-0	Mississippi	5-1	Toledo	3-0
Dallas Baptist	1-1	Mississippi State	0-2	Towson	19-1
DARTMOUTH	2-0	Monmouth	9-1	UAB	1-0
Davidson	1-0	Mount St. Mary's	2-0	UC Irvine	4-1
Dayton	1-0	Navy	3-0	UCF	0-1
Delaware	4-0	Niagara	3-1	UCLA	0-1
DUKE	35-16	Norfolk State	5-0	UConn	1-0
East Carolina	14-5	NORTH CAROLINA	26-28	UNC Greensboro	1-0
Elon	3-0	North Carolina A&T	4-0	UNC Wilmington	3-1
Evansville	0-1	NC STATE	19-26	Vanderbilt	3-5
Florida	2-1	North Florida	1-0	VCU	21-3
Florida State	22-22	Notre Dame	7-3	Villanova	3-0
Fordham	4-1	Ohio State	0-1	VMI	13-5
Gardner-Webb	1-0	OLD DOMINION	8-7	VIRGINIA TECH	32-13
George Mason	5-0	OKLAHOMA	1-3	Wagner	5-0
GEORGE WASHINGTON	14-1	Oregon State	1-2	WAKE FOREST	22-14
Georgetown	4-1	Penn State	1-1	WILLIAM & MARY	16-3
GEORGIA TECH	31-20-1	PITTSBURGH	14-4	Wright State	1-2
Hartford	1-0	Princeton	2-1	Yale	4-1
Harvard	2-0	Quinnipiac	0-1		



KEVIN McMULLAN

ASSOCIATE HEAD COACH | 17th SEASON  @Kevin44McMullan

In his 17th season at Virginia and 13th as associate head coach, Kevin McMullan serves as Virginia's recruiting coordinator and hitting coach and works defensively with the Cavaliers' infielders and catchers. He is known as one of the top recruiters and developers of players in the country.

He was twice recognized in a poll of 70 Division I head coaches by Baseball America as the top assistant coach in college baseball, first in 2012 and again in 2017.

The 2009 National Assistant Coach of the Year, McMullan has helped guide Virginia to 700 wins in his 16 seasons, an average of over 43 wins per season. Virginia reached the NCAA Tournament in each of McMullan's first 14 seasons, one of 15 programs ever to reach the NCAA tournament 14-straight seasons.

Virginia advanced to its first College World Series in 2009, setting off a remarkable stretch with UVA racking up 484 wins in the last 11 years. UVA owns the seventh-most wins since reaching its first College World Series and reached the pinnacle of college baseball in 2015 as the Cavaliers earned their first NCAA national championship.

In this period UVA has made four trips to the College World Series and won six NCAA Regional championships, two ACC tournament titles and two ACC Coastal Division crowns. UVA has racked up four 50-win seasons since 2010 and also has reached the top of the national polls in four seasons.

Virginia has led the ACC in batting over the last 11 years combined. The Cavaliers own a .301 team batting average during that span and led the conference in batting in 2009, 2010 and 2013.

Defensively, the Cavaliers also have shined under McMullan, and UVA owns the highest fielding percentage in the ACC since his arrival in 2004 (.973), nine of the 16 UVA teams have ranked among the nation's top 40 in fielding percentage. The 2014 team set a program record with a .981 fielding percentage, while the Cavaliers have eclipsed the .970 mark in fielding 13 times in his 16 years.

In 25 years as a college coach, McMullan has had over 100 players signed by professional organizations. Forty-six of his Virginia position players have been selected in the Major League Baseball First-Year Player Draft, including 12 who have reached the big leagues: Ryan Zimmerman (Washington), Mark Reynolds (Milwaukee), Joe Koshansky (Colorado),

Brandon Guyer (Tampa Bay), Sean Doolittle (Oakland), David Adams (New York Yankees), Chris Taylor (Seattle), Phil Gosselin (Atlanta), Jarrett Parker (San Francisco), John Hicks (Seattle), Derek Fisher (Houston), Adam Haseley (Philadelphia) and Matt Thaiss (Los Angeles Angels).

Three Cavaliers were selected in the first round in 2014, the most of any program in the country. For five consecutive seasons (2014-18), Virginia had at least one player chosen in the first round of the MLB Draft, including Pavin Smith and Adam Haseley, who were chosen back-to-back in the top 10 in 2017, marking the first position players from the same college to go in the top 10 since 1988.

Zimmerman took just two months to jump to the major leagues and was selected as a National League All-Star in 2009, becoming the first former Cavalier to appear in the MLB All-Star Game. He also earned a Gold Glove Award in 2009 and was a Silver Slugger Award winner in 2009 and 2010. Doolittle earned an American League All-Star nod in 2014 and 2018. The duo of Doolittle and Zimmerman teamed up in 2019 to deliver the Washington Nationals their first ever World Series title. McMullan also was vital in development of the Washington Nationals' Chad Tracy (1B-3B) while coaching him at East Carolina.

YEAR-BY-YEAR

The Cavaliers landed in the upper echelon of the ACC in both hitting and fielding under McMullan's direction in 2019. As a team, the Cavaliers hit .292 as a team, the second highest in the league while committing just 47 errors, the second lowest amongst ACC Cohorts. Four qualified hitters sported .300 batting averages including Tanner Morris (.345) and Nic Kent (.337) who ranked 7th and 11th in the ACC, respectively. Both went on to garner All-ACC honors with Kent becoming the first UVA freshman since 2009 to garner First Team All-ACC honors to go along with freshman All-America accolades from two different publications.

A tribute to the hitting philosophy instilled by McMullan and the Virginia baseball coaching staff, the Cavaliers were among the toughest in the country to strikeout in 2018. UVA finished the year with the least amount of strikeouts among ACC schools and recorded the seventh-lowest total in all of college baseball. For the 12th time in 15 seasons, a UVA

position player was named to an All-America team when junior Andy Weber was recognized by Collegiate Baseball Newspaper. Outfielder Jake McCarthy was selected in the 39th overall by the Arizona Diamondbacks, one of six Cavaliers selected in the 2018 MLB Draft.

Virginia reached its 14th-straight NCAA Tournament in 2017. It was an historic year in moving players to the next level as Pavin Smith and Adam Haseley were drafted back-to-back in the top-10 of the first round of the MLB Draft. Haseley, a Golden Spikes award finalist, was the ACC batting champion and was taken eighth overall by the Philadelphia Phillies. Pavin Smith set the single-season school record for RBIs in a season with 77, the fifth most in the nation. As a team, the Cavaliers were fifth in the country with a .321 batting average.

In 2016 catcher Matt Thaiss was an All-American for the second straight year and led the team with a .375 batting average, while two-way standout Adam Haseley also earned All-America honors. Ernie Clement led UVA with 92 hits (third most in program history) as UVA finished third in the ACC with a .304 team batting average. After the season Thaiss was a first-round MLB Draft selection, while Daniel Pinero was picked in the ninth round.

ACC Batting Since 2009

1. Virginia301
2. Georgia Tech298
3. Louisville292

ACC Fielding Since 2004

1. Virginia973
2. Louisville971
3. North Carolina970

After sustaining success throughout the McMullan tenure, Virginia reached college baseball's summit in 2015 with the program's first national championship. As a No. 3 regional seed, UVA made a dramatic run to Omaha, capped by winning two of three games against Florida before ousting Vanderbilt in three games in the CWS Finals, UVA's second straight trip to the finals. The Cavaliers battled through a tumultuous, injury-riddled regular season, but caught fire in the postseason, winning the Lake Elsinore (Calif.) Regional before coming home to defeat Maryland twice to win the Charlottesville Super Regional. Despite numerous setbacks throughout the season, Virginia kept battling, and that never-say-die attitude was never more evident than in the postseason: UVA scored the go-ahead run in the fifth inning or later in each of their 10 postseason wins.

Virginia had one of the best years in program history in 2014, culminating with the program's first trip to the College World Series Finals. UVA posted a 53-16 record - its fourth 50-win season in the last five years - and won the Charlottesville Regional and Super Regional en route to its third trip to Omaha in the last six seasons. As the tournament's No. 3 national seed, UVA won four games at the CWS in reaching the CWS championship game.

Five Cavalier position players and utility player Nick Howard were named to the All-ACC Team. Howard and first baseman Mike Papi also were named 2014 All-Americans. Virginia produced the best fielding percentage in the school history, touting a .981 mark which ranked fourth nationally. Five Cavalier position players were drafted following the season, including first rounders Derek Fisher and Papi.

Virginia went 50-12 while hosting an NCAA regional and super regional in 2013. UVa led the ACC in batting (.314) and ranked second nationally in runs (489) and third in scoring (7.9). Mike Papi was named a First-Team All-American while becoming UVa's first ACC batting champion since 1981. Outfielder Joe McCarthy posted the highest batting average for a UVa freshman in 29 years and was tabbed the ACC Freshman of the Year as well as a Freshman All-American. Papi and McCarthy were joined by Branden Cogswell, Reed Gragnani and Nick Howard on the All-ACC squad.

Virginia played host to a regional in 2012 while going 39-19-1 and earning a second-place finish in the ACC Coastal Division. Second baseman Keith Werman was named to the All-ACC team, while Derek Fisher was a unanimous selection as a Freshman All-American. Featuring a starting lineup with four freshmen, Virginia finished 14th nationally in scoring, 10th in on base percentage (.400) and fourth in triples (32). Stephen Bruno had a huge year, batting .370 while tying a school record with 23 doubles.

During the 2011 season the Cavaliers rolled to a 56-12 record, the ACC Coastal Division championship and the overall ACC Championship. Ranked No. 1 nationally for much of the season, Virginia earned the No. 1 national seed in the NCAA Tournament and won NCAA Regional and Super Regional crowns before going 2-2 at the College World Series. UVa ranked third nationally in doubles (148), fourth in hits (709) and fifth in runs (471). Catcher John Hicks earned All-America honors while Hicks and three other Cavaliers notched all-conference laurels.

In 2010 the Cavaliers won a school-record 51 games, was ranked No. 1 nationally for 12 weeks and won the ACC Coastal Division title as well as an NCAA regional crown. UVa also was the No. 5 national seed in the NCAA tournament. Virginia led the conference in batting (.331) for the second straight year and set school records in runs (525), doubles (160), triples (32) and total bases (1166). The Cavaliers also finished seventh nationally in fielding (.977). A school-record seven Cavaliers were named to the All-ACC team, highlighted by All-American Phil Gosselin, who set a UVa record with 100 hits. Eight Cavalier starters batted at least .300.

In 2009 Virginia won 49 games and earned the ACC Championship as well as NCAA Irvine Regional and Oxford Super Regional titles en route to the school's first College World Series appearance. UVa finished the season with a No. 5 national ranking.

The Cavaliers exploded offensively, leading the ACC in batting (.327) and setting six offensive team records, including hits (767), runs (507), doubles (138), triples (28), RBI (486) and at bats (2343). UVa had a school-record five players earn first-team All-ACC honors, while utility Danny Hultzen and outfielder Jarrett Parker each gleaned All-America laurels. Hultzen also was named the ACC Freshman of the Year, while Parker set the Virginia single-season records in runs (75), hits (94) and total bases (176) and tied the record for triples (7).

The 2008 team advanced to the ACC Championship game and broke the school record for stolen bases (134), which was set the previous season. UVa ranked fifth nationally in stolen bases. Short-stop Greg Miclat was named First-Team All-ACC and tied the school record for career stolen bases with 83.



UVA COACHING HIGHLIGHTS

- 2015 National Champions
- 2009 National Assistant Coach of the Year
- Virginia leads the ACC in batting over the last nine seasons combined (.301).
- Since 2009, the Cavaliers have established 11 new team offensive records.
- UVa has the best fielding percentage in the ACC since 2004 (.973), including a school-record mark in 2014 (.981).
- Mentored 12 future Major Leaguers at Virginia, including MLB All-Stars Ryan Zimmerman and Sean Doolittle.
- In 23 years as a college coach, McMullan has had 116 players signed by professional organizations.
- Has had 46 UVA position players selected in the MLB Draft; of those, only 17 were previously drafted out of high school and each substantially improved his draft status.
- Has coached 19 All-America honorees and 51 All-ACC selections.
- Only ACC program in the last 10 years to have a player drafted in the top-5 rounds in each of the last 10 years.

In 2007, Virginia finished in the top three in the ACC in team batting (.314) with three individuals - Miclat (.376, fifth), David Adams (.372, seventh) and Brandon Guyer (.370, ninth) - among the ACC's top 10. Sean Doolittle broke the school record for career RBI (167), while Guyer finished in the top 10 in career hits (221) in just three seasons. Guyer, Doolittle and Adams were named to the All-ACC team, and the program earned its best-ever national ranking, No. 3, during the season. Miclat also broke the single-season stolen base record (32) as the Cavaliers finished 11th nationally in steals.

The 2006 team set a school record for conference wins (21), led by 2006 ACC Player of the Year Sean Doolittle. Tom Hagan was a first team All-ACC selection after hitting .357, while Brandon Marsh was a second team All-ACC selection as eight of Virginia's position starters hit above .300.

In 2005, Virginia went 41-20 and played in the ACC Championship game, then earned a bid to the NCAA Corvallis Regional. The Cavaliers also posted a .975 fielding percentage, which ranked seventh nationally.

The 2004 team had a 44-15 overall record and 18-6 mark in the ACC. McMullan guided Joe Koshansky to the 2004 ACC Player of the Year award,

a program first. Koshansky set the school record for most RBI in a single season (67). McMullan's tutelage also sparked Zimmerman to twice set the single-season UVa hits record (92 in 2005; 90 in 2004). Mark Reynolds also flourished, tying the then-single-season school runs record of 60 in 2004.

In his first season with the Cavaliers, McMullan helped UVa to major increases in runs scored (101) and bases on balls (87) from the previous year. UVa finished in the Top 25 of several national polls and won 15 more games than the 2003 squad.

PREVIOUS COACHING EXPERIENCE

Prior to his time at Virginia, McMullan served as a manager in the Atlanta Braves organization. While with the Braves, he also coordinated the catchers in spring training and was the coordinator of extended spring training.

Before joining the Braves' organization, McMullan served as acting head coach at East Carolina in 2001-02 for Keith LeClair, who was diagnosed with Lou Gehrig's Disease. During that season, McMullan coached ECU to a 43-20 record, Conference USA Championship and NCAA Regional Final.

At ECU, he served as the recruiting coordinator, hitting coach and catching instructor. In McMullan's three years at ECU, the Pirates posted a record of 138-46, which placed ECU among the top five programs in the country in wins, averaging 46 victories a season. East Carolina won three conference championships and an NCAA Regional Championship while earning two No. 1 seeds and a No. 2 seed in the NCAA tournament. In McMullan's three years, the Pirates finished in the Top 25 each season. In 2002, he recruited and coached NCBWA National Freshman Player of the Year Darryl Lawhorn.

McMullan also served as an assistant coach at St. John's (1996-99) and coached at Indiana University of Pennsylvania (1994-96). At St. John's, McMullan was the recruiting coordinator and hitting coach and also coached the catchers. He helped St. John's to three Big East championship appearances and a Big East title as well as an NCAA Regional berth in 1997. While at IUP, McMullan was the head baseball coach as well as the strength and conditioning coordinator. He coached two conference players of the year as well as three All-Americans.

Aside from his numerous coaching experiences, McMullan also had a decorated career as an athlete. He enjoyed a pro baseball career as a member of the New York Yankees organization (1990-92) and the Salt Lake City Trappers (1990 and 1992). In 1990, he was a Pioneer League All-Star. McMullan also was a two-sport NCAA All-American as a catcher in baseball and a linebacker in football at IUP. He was a member of six championship teams at IUP.

PERSONAL

McMullan is a 1990 graduate of IUP. He is married to the former Sandra Leishman of Wayne, N.J. The couple has three children, Maggie, Emma and Jack. McMullan's father, John McMullan, was an All-America football player at Notre Dame and played in the NFL with the New York Giants, Philadelphia Eagles and New York Titans (now the Jets).



DREW DICKINSON

ASSISTANT COACH | FIRST SEASON

Drew Dickinson is in his first season as pitching coach on Brian O'Connor's staff and comes to Charlottesville after eight years as the pitching coach at Illinois.

Dickinson helped the Illinois pitching staff to an unprecedented amount of success during his tenure. Under his guidance, the Illini established new school single-season records for ERA and strikeouts. Dickinson has coached two Big Ten Pitchers of the Year, 15 MLB Draft picks (including two first rounders) and four All-Americans. The success on the mound helped Illinois win 60.3 percent of its games over the last six years (202-133-1), one of the Illini's best runs ever.

Illinois has developed a postseason pedigree over the past nine seasons, qualifying for four NCAA Tournaments and the 2015 NCAA Super Regionals. The Illini were crowned Big 10 Champions in 2015 after posting a 50-10 overall record with a 20-1 mark in league play. In that season, Dickinson's pitching staff led the way with nation's fifth-lowest team ERA (2.55), fourth-lowest WHIP (1.13) and fifth-lowest strikeout-to-walk ratio.

Following a seven-year professional career, Dickinson began his coaching career as volunteer assistant on the Illini staff while finishing his communications degree at Illinois in 2009. After a brief stint as a pitching coach in professional baseball, he returned as the Illinois volunteer assistant before being promoted to assistant coach in 2012.

One of the best pitchers in Illinois history, Dickinson was selected in the 28th round by the Oakland Athletics in the 2002 Major League Baseball First-Year Player

Draft. He was a two-time, Third-Team All-American by Collegiate Baseball (2001 & 2002) and named the Big Ten Pitcher of the Year as a junior. His 30 career wins are the most ever at Illinois and Dickinson ranks in the top-five in school history in career-conference wins (2nd), career strikeouts (3rd), single-season strikeouts (3rd & 5th) and career innings pitched (5th).

Dickinson was a two-time All-Big Ten first-team selection and reached the double-A level with the Oakland A's. He was a 2003 Midwest League all-star and was named a Top 25 Prospect in the A's system in 2004.

Dickinson married his wife Michelle in 2015.



DICKINSON AT A GLANCE

COACHING EXPERIENCE:

2009	University of Illinois Volunteer Assistant Coach
2011-18	University of Illinois Assistant Coach

PLAYING EXPERIENCE:

1999-02	University of Illinois Pitcher
2002-05	Oakland A's Organization Pitcher
2005-07	Northern League Pitcher

EDUCATION:

2009	University of Illinois Communications
------	--

COACHING HIGHLIGHTS

- Four NCAA Tournament Appearances
- 2015 Big Ten Champions
- Coached two Big Ten Pitchers of the Year & the 2013 Big Ten Freshman of the Year
- Four All-Americans
- 15 MLB Draft Picks
- Two First Round Draft Picks
- 202-133-1 (.603) in his last six seasons at Illinois
- Nation's 5th lowest ERA (2.55) in 2015 & fourth-lowest WHIP (1.13)



MATT KIRBY

VOLUNTEER ASSISTANT COACH NINTH SEASON

Matt Kirby is in his ninth season as the volunteer assistant coach on the Virginia baseball coaching staff. A graduate of William and Mary, Kirby came to Virginia in 2011 after spending the previous two seasons as a coach at Georgetown.

Kirby's primary duties include assisting with the day-to-day development of position players as well as camps and other administrative duties.

During Kirby's tenure at Virginia, the Cavaliers have earned bids to the NCAA tournament in seven of his eight seasons, including three regional championships and a pair of trips to the College World Series, culminating with the program's first national championship in 2015.

After serving as the Georgetown volunteer assistant coach in 2010, Kirby was elevated to an assistant coach in 2011 and served as the team's first base coach. While at Georgetown, he managed the travel, equipment and camp budgets and planned and executed practice schedules for all hitters and catchers. Kirby also helped develop student-athlete weight lifting, nutrition and running programs and assisted with the management of Georgetown baseball summer and fall camps.

Kirby was an assistant coach and recruiting coordinator at Villanova for the 2007 and 2008 seasons. He also was responsible for a recruiting class at Villanova that was rated among the top-100 in the country by Collegiate Baseball.

Prior to his time at Villanova, Kirby served as an assistant coach at Brown in 2006, where he helped to oversee all areas of the program. The Bears compiled a 12-8 record in Ivy League conference play during the season.

Kirby was the assistant coach at William & Mary in 2005. He worked primarily with the catchers, outfielders and hitters while at William & Mary. Kirby got his start in coaching in 2003 as the student assistant coach at William & Mary, and then became the volunteer coach at Virginia Military Institute in 2004.

Kirby is a 2003 graduate of William & Mary. A four-year letterman as a catcher and pitcher, he was the team captain as a junior and senior and led the Tribe to the Colonial Athletic Association title in 2002. He was voted the team MVP in 2002 when he was a Second-Team All-CAA selection. While at W&M, he caught for future major leaguers Chris Ray and Bill Bray.



MICHAEL GARZA

**COORDINATOR OF
VIDEO & SCOUTING
SECOND SEASON**

Garza enters his second season with the Cavaliers as the program's coordinator of video and scouting. Prior to his arrival in Charlottesville, Garza served as a volunteer assistant coach at the United States Naval Academy for the 2018 season.

In his lone season at the Naval Academy, the Midshipmen posted 38 wins, the second most in program history, en route to the Patriot League Championship series.

Garza finished his professional career as an infielder and hitting coach with the Joliet Slammers of the Frontier League of Professional Baseball. Garza, who was drafted in the 20th round of the 2012 MLB Draft by the Milwaukee Brewers, spent 4 seasons in the Brewers' minor league system from 2012 through 2014. During that time he played in 260 combined games over the Rookie, Low-A and Advanced-A levels, with a .283 batting average, 91 runs scored, 66 extra-base hits and 95 RBIs. In 2015 and 2016, Garza joined the independent ranks and played with the Joliet Slammers of the Frontier League. As a corner infielder in 113 games, he compiled a .290 batting average with 55 runs, 39 extra-base hits and 66 RBIs in his two seasons.

Prior to professional baseball, Garza's collegiate playing career began at Stanford University before transferring to Georgetown University following his freshman season. As a member of the Hoyas, Garza suited up in the infield for 110 games and earned All-BIG EAST First Team and ABCA All Mid-East Region playing honors in 2012. His prowess in the regular season college ranks came in addition to his success on the summer baseball circuit with accolades including, a nod as a 2010 Valley Baseball League All-Star and 2011 Cape Cod Baseball League Playoff MVP. As a member of the Harwich Mariners of the CCBL in 2011, Garza spearheaded the team's title run and second league championship in four seasons.

A 2012 graduate of Georgetown University, Garza is a native of San Antonio, Texas where he grew up and played high school baseball. Helping guide his team to two Texas 5-A State Playoff berths, Garza finished his prep career with a number of accolades including being named the 2008 Texas High School Baseball Player of the Year.

Garza currently resides in Charlottesville with his wife, Danielle.

The son of Dr. Ramon Garza and Mercedes Garza, Mike has two younger brothers, Eric (Georgetown University '17) and Ramon (Cornell University '21). Eric, a musician/artist, also known as "Eric Heron", played collegiately at Texas Christian University (TCU), San Jacinto College and Georgetown University, where he participated in both the NCAA College World Series in 2014 and the NJCAA World Series in 2015. Ramon, 19, is currently a freshman on the Cornell University baseball team, following in the path of his older brothers.



JUSTIN ARMISTEAD

**ASSISTANT ATHLETICS DIRECTOR,
BASEBALL ADMINISTRATION
FIFTH SEASON**

Armistead is in his fifth season as the Assistant Athletics Director for Baseball Administration.

This is Armistead's second stint with the Virginia baseball program. Armistead was a member of the UVA baseball program for two of his years as an undergraduate, where his duties ranged from bullpen catcher to assisting with camps. He then served as the Director of Baseball Operations for two seasons before becoming a financial advisor with Virginia Asset Management.

Armistead returned to UVA in August 2011 as the Director of Event Management and served as the primary event manager for several sports.

Armistead's responsibilities include overseeing administrative functions of the baseball program, including managing the operational budget. He played a pivotal role in the \$18.6 million dollar Davenport Field Expansion that began in June of 2017 and concluded at the beginning of the 2018 season. He also serves as the primary baseball contact for various constituencies throughout the athletics department as well as external groups.

Armistead graduated in three years from the University of Virginia in 2008 with a bachelor's degree in economics.

A Halifax, Va., native, Armistead and his wife, Jessica, live in Charlottesville with their daughter, Finley, and son, Rory.



JOE BIALKOSKI

**BASEBALL OPERATIONS
ASSISTANT
THIRD SEASON**

Joe Bialkoski enters his third season as Virginia's Baseball Operations Assistant.

Bialkoski served as the Director of Baseball Operations for the University of North Florida during the 2016 and 2017 seasons where he coordinated on-campus recruiting visits, video, youth/prospect camps and travel. As an undergraduate he was a student manager for both the men's basketball and baseball programs at UNF for two seasons.

He spent the summer of 2017 with the Hyannis Harbor Hawks of the Cape Cod League as a MLB Scout Liaison and previously held internships with the Jacksonville Suns (AA-Miami Marlins) and the Drayton Florence 7v7 Football Tournament.

A native of Jacksonville, Fla., Bialkoski earned his Bachelor's Degree in Sport Management from North Florida in 2017.

STUDENT MANAGERS



Evan Duhon
Graduate Student
New Orleans, La.



Bryce Rosenberg
Senior
Midlothian, Va.



Reese McQuaid
Sophomore
Danville, Va.



Nate Nowlin
Sophomore
Victoria, Va.



ANDREW ABBOTT

16

LHP • Jr. • 6-0 • 175 • L-L
Republican Grove, Va.
Halifax County

2019

- One of five Cavaliers named to the Named to the ACC All-Academic Team, also listed on the ACC Academic Honor Roll
- Tied for second on the staff with 24 appearances as a sophomore
- Struck out 59 batters in 44 innings while pitching to a 3.89 ERA
- Two of his three saves on the year came against Atlantic Coast Conference opponents.
- Made two starts, including a six-strikeout effort in four innings against Liberty on April 23
- Selected to participate on the USA Collegiate National Team, the ninth Virginia player ever
- Led the Team USA pitching staff with seven appearances, combined for two shutouts and was credited with one save. Went 2-1 with a 2.25 ERA and 12 strikeouts in 12 innings pitched.

2018

- Baseball America & Collegiate Baseball Newspaper Freshman All-American (first UVA Freshman All-American since 2015)
- Named to ACC All-Freshman Team
- Listed on the ACC All-Academic Team and on the ACC Academic Honor Roll
- Tied a team-high with six saves (T-7th most in ACC). Of his six saves, three came in appearances of three innings or more
- Appeared in 24 games, 23 in relief. His one start came against VMI on Feb. 27
- His 74 strikeouts as a reliever were the third most in the ACC, sixth-most in NCAA
- He struck out five or more batters in nine of his 24 appearances on the mound
- Pitched to a 3.18 ERA while striking out 71 batters in 51 innings pitched.
- Fanned a season-high, six batters twice (Apr. 27 vs. Clemson & May 18 at Wake Forest)
- Against Clemson on Apr. 27, he struck out six of the seven batters he faced.
- On the mound for four of the team's seven shutouts
- In his final eight appearances, allowed two runs in 15.1 innings pitched (1.17 ERA) with 25 strikeouts and two saves

HALIFAX COUNTY HIGH SCHOOL

- Selected by New York Yankees in 36th round of 2017 MLB Draft
- 2017 Gatorade Virginia Player of Year and PBR Player of Year
- Was 9-0 with 0.28 ERA in 72 2/3 innings his senior year (158 strikeouts, four walks)
- Named First-Team All-State, Piedmont District Player of the Year and Conference 16 Player of Year in 2016 and 2017
- Three-time All-Piedmont District First Team, All-5A North Region First Team and All-Conference 16 honoree
- Named 2017 5A State and North Region Player of Year
- Coached by Kenneth Day at Halifax County HS
- Also was four-year member of swimming team
- Four-time All-Piedmont Academic Team honoree in both baseball and swimming
- Two-time team captain in both baseball and swimming
- Took seventh place in state in 50 freestyle his junior year and sixth his senior year
- Was two-time All-State and four-time All-Piedmont District honoree in swimming
- Four-time All-Piedmont District First Team selection and two-time All-Conference 16 First Team and All-5A North Region honoree in swimming
- Member of National Honor Society

PERSONAL

- Son of David and Jeanette Abbott
- Has two sisters, Brittany and Jessie
- Jessie swam at Edinboro from 2011-14

ABBOTT'S CAREER STATS

Year	ERA	W-L	G-GS	CG	SHO/CBO	SV	IP	H	R	ER	BB	K	BAA	WP	HBP	BK
2018	3.18	3-4	24-1	0	0/4	6	51.0	42	21	18	16	78	.223	8	1	0
2019	3.89	2-3	24-2	0	0/1	3	44.0	40	23	19	25	59	.245	2	3	0
TOTAL	3.51	5-7	48-3	0	0/5	9	95.0	82	44	37	41	137	.234	10	4	0



GRIFF AGEE

23

LHP • Fr. • 6-5 • 225 • R-L
Forest, Va.
Jefferson Forest

JEFFERSON FOREST HIGH SCHOOL

- Played for UVA Baseball Hall of Famer, Ryan Gilleland (1995-98) at JFHS
- Served as the Cavaliers' team captain his final two years
- Struck out 13 of 15 batters on 63 pitches in a five-inning perfect game over Liberty HS his senior year
- Three-time All-Seminole District selection, two-time Region 4D honoree and earned All-State accolades
- Played club baseball with the EvoShield Canes where his team won the World Wooden Bat Association National Championship in 2017. He was named to the All-Tournament team in 2016 and 2017.

PERSONAL

- Son of David and Karla Agee
- Has an older sister, Lindsay



JACOB BALDINO

43

LHP • Fr. • 6-4 • 180 • L-L
Marietta, Ga.
Walton

WALTON HIGH SCHOOL

- No. 3 LHP in the state of Georgia according to Perfect Game



BLAKE BALES

35

RHP • Jr. • 6-4 • 225 • R-R
Schoolcraft, Mich.
Schoolcraft/Kellogg CC

2019

- Appeared in 12 games (11 in relief) in his first season with the Cavaliers
- Earned his first win after tossing three shutout innings of relief against Wagner on March 6
- Did not allow a run in four ACC appearances (five innings) and struck out five batters
- Made one start, pitching the first two innings in a 5-1 win over Richmond on March 27

PRIOR TO VIRGINIA

- Played his freshman season at Kellogg Community College (Mich.)
- Named the Western Conference Freshman of the Year
- Earned All-Michigan Community College Athletic Association, First Team All-Western Conference and Western Conference All-Freshman team Accolades
- Also recognized for work in the classroom by collecting NJCAA All-Academic Third Team, Academic All-MCCAA and Academic All-Conference honors in 2018
- In his lone season for the Bruins, went 5-2 with a 2.87 ERA. Struck out 93 batters in 53.1 innings pitched.
- Kellogg went 45-8 and won the MCCAA State Championship for the second-straight season.

SCHOOLCRAFT HIGH SCHOOL

- A five-sport athlete baseball (basketball, bowling, football and golf) at Schoolcraft, totaling 16 varsity letters.
- Helped baseball team to back-to-back district titles as a sophomore and junior.

PERSONAL

- Son of Bob and Cheri Bales
- Born in Portage, Mich.
- Has three older brothers, Max, Scott and Brian

BALES' CAREER STATS

Year	ERA	W-L	G-GS	CG	SHO/CBO	SV	IP	H	R	ER	BB	K	BAA	WP	HBP	BK
2019	4.32	1-0	12-1	0	0/1	0	16.2	13	8	8	13	15	.213	3	1	1



TATE BALLESTERO **10**

C/INF • Fr. • 6-3 • 195 • S-R
Morristown, N.J.
Morristown

MORRISTOWN HIGH SCHOOL

- Four-year letterwinner and a two-year captain at MHS
- Recipient of the program's Harry Shatel Award for excellence on and off the field while exhibiting grace and humility
- First Team All-New Jersey Athletic Conference honors as a junior and senior
- No. 1 catching prospect and No. 6 overall in the state of New Jersey according to Perfect Game
- Hit two solo homers to help MHS defeat current Cavalier Billy Price's Delbarton squad, 2-0 in the 2018 Morris County Tournament Championship
- Played all but pitcher in his prep days, including significant time at shortstop

PERSONAL

- Son of Mark and Julie Ballestero
- Has an older brother Mitch and an older sister Maddie



MAX COTIER **2**

C/INF • Fr. • 5-11 • 170 • L-R
New Milford, Conn.
Canterbury School

CANTERBURY SCHOOL

- 2018 & 2019 Western New England Prep League's Player of the Year
- No. 1 shortstop in the state of Connecticut according to Perfect Game
- Hit .508 as a junior and .447 his final season at Canterbury

PERSONAL

- Son of Peter and Marie Cotier
- Has one sister, Isabella who is committed to play lacrosse at Brown
- His father Peter played lacrosse and hockey at Union College



ZACK GELOF **18**

INF • So. • 6-3 • 205 • R-R
Rehoboth Beach, Del.
Cape Henlopen

2019

- Started all 56 games at third base, one of three Cavaliers to start every game
- Batted .313 (71-for-227) with 13 doubles, two home runs and 32 RBI
- Was second on the team and tied for 11th in the ACC with 16 stolen bases
- Led the team and tied for third in the ACC with sacrifice flies
- Reached base in his first 28 games of his career, the second longest streak by a freshman in school history. During that span he put together a 17-game hit streak the longest by a UVA freshman since 2000.
- In his collegiate debut against eventual National Champion and then-No. 2 Vanderbilt went 4-for-5 with three doubles and four RBI. The three doubles in the contest matched a school record
- Leadoff man for the first 28 games of the season before moving to the middle of the lineup
- Hit his first career home run on March 24 against Pittsburgh
- Matched a season-best by driving in four runs in a 2-for-4 effort against Louisville, including his second homer of the year

CAPE HENLOPEN HIGH SCHOOL


- Named 2018 Delaware Gatorade Player of Year and voted Delaware Baseball Coaches Player of the year.
- As a senior batted .465 and led state in hits (35), runs (37), home runs (7) and was 28-for-28 in stolen bases. Added 17 RBI and sported a .613 OBP. On the mound he went 4-0 with a 1.30 ERA and 34 strikeouts in 26 IP.
- Collected First Team All-State SS honors as a senior from the Delaware News Journal.
- Graduated as the state's all-time leader in runs scored (103) and stolen bases (81-for-81), second in career hits (105).
- Four-year full-time starter, voted by teammates 3-time Team MVP, received 4-time Henlopen Conference Honors as SS & RHP, two-time Conference Player of Year.
- Helped Cape Henlopen capture its first baseball state championship in 2018.
- Perfect Game/Rawlings 2018 honorable mention All American, 1st Team Northeast All Region and rated No. 73 Top-100 freshman in the ACC prior to the 2019 season.
- As a freshman earned varsity football starter position and was named Academic All-Conference.
- A four-year starter in soccer, playing primarily a defensive midfield position. He finished his career as the leading goal scorer in the State of Delaware for his four-year career span 2015-2018 (with 61 goals and 16 assists).
- In soccer he was a four-time All-Conference honoree and a three-time All-State selection, including first team honors as a junior and senior. Voted Captain twice by his teammates and was a three-time team MVP.
- As a senior he led the State in goals scored (29), was named Conference Player of the Year, "Top 11 All State," finishing fourth in statewide POY voting.
- In 2017, he was recognized with the distinction as a United Soccer Coaches Association All-American.

PERSONAL

- Born in Lewes, Del
- Son of Kelly and Adam Gelof
- Has a younger brother, Jake who also a member of the 2018 state championship team
- Drafted in the 38th round (1,153 overall) by the Cleveland Indians in the 2018 MLB Draft.
- Served as Cape Henlopen High School's Class President, member National Honor Society and Leo Club.

GELOF'S BY THE NUMBERS

Year	Avg.	G-GS	AB	R	H	2B	3B	HR	RBI	TB	SLG%	BB	HP	K	GDP	OB%	SF	SH	SB-A	E	FLD%
2019	.313	56-56	227	38	71	13	0	2	32	90	.396	24	3	52	6	.377	6	4	16-19	8	.937



DREW HAMROCK

5

C/INF • So. • 5-11 • 175 • R-R
Roswell, Ga.
Milton

2019

- Appeared in 23 games and made six starts (5 in OF, 1 at C)
- Batted .259 (7-for-27) with two doubles eight runs and three RBI
- His first collegiate hit was a double against William & Mary on Feb. 26
- Went 2-for-6 with a double, two runs scored and two RBI against Wagner on March 6

MILTON HIGH SCHOOL

- Four-year starter for Milton
- Scholar Athlete Award winner all four years
- Recipient of the Team Locker Room Presence Award
- No. 23 catcher in the country and No. 5 catcher in the state of Georgia according to Perfect Game
- Rated No. 46 on Perfect Game's Top-100 freshman in the ACC prior to the 2019 season

PERSONAL

- Son of Kent and Lisa Hamrock
- Born in Roswell, Ga.
- Has an older brother, Kyle

HAMROCK'S CAREER STATS

Year	Avg.	G-GS	AB	R	H	2B	3B	HR	RBI	TB	SLG%	BB	HP	K	GDP	OB%	SF	SH	SB-A	E	FLD%
2019	.259	23-6	27	8	7	2	0	0	3	9	.333	3	2	9	0	.375	0	0	2-3	1	.967



CHESDIN HARRINGTON

27

RHP • Gr. • 6-2 • 190 • R-R
Montpelier, Va.
Patrick Henry

2019

- Appeared in 21 games, 18 as a reliever and three as starter
- Led the team with five wins and had the lowest ERA (3.49) among qualified Cavalier pitchers
- Named to the ACC All-Academic Team and listed on the ACC Honor Roll
- Received the Virginia athletic department's Wahoowa Award, annually given to the student-athlete that best displayed selflessness, commitment, school pride, and leadership, all while contributing to the betterment of the team
- Also earned the Virginia athletic department's Ernest H. Ern Jr. award for outstanding contributions to student life at Virginia
- Among 52 ACC student-athletes to receive Weaver-James-Corrigan Postgraduate Scholarship Award
- Produced a quality start in series clinching wins over Louisville (6.0 IP, 3 ER) on May 11 and Virginia Tech (7.0 IP, 2 ER) on May 17
- In three starts, pitched a total of 18.1 innings, allowed seven earned runs (3.44 ERA) and struck out 18 batters in two Cavalier victories
- Recorded his 100th strikeout in victory over Virginia Tech
- Struck out a career-high, eight batters in four innings of relief work against Longwood on March 26
- Matched his career-best strikeout total working on four days rest in 5.1 innings pitched against North Carolina in the ACC Tournament

2018

- Sat out season due to injury
- Listed on the ACC Academic Honor Roll

2017

- Pitched in 18 games, including a pair of midweek starts
- Named to the ACC All-Academic Team and listed on the ACC Academic Honor Roll
- Opponents batted .160 against him

- Recorded 38 strikeouts in 37 1/3 innings
- Worked more than one inning in 12 of his 18 outings
- Fired 4 2/3 hitless innings of relief in NCAA Regional against Dallas Baptist (6/5), a career-long outing
- Worked perfect eighth inning in ACC tournament win over Clemson (5/26)
- Picked up win over VCU with a 1 2/3 scoreless innings of relief (4/11)
- Started against Old Dominion and worked 3 1/3 innings to notch win (4/4)
- Made first college start against Towson and worked three scoreless innings to earn win (3/22)
- Did not allow a run in first eight appearances (14 1/3 innings)

2016

- Pitched in 11 games out of bullpen
- Worked 1 2/3 scoreless innings at Louisville in first ACC action (3/27)
- Fired season-high two innings against VCU (4/20)
- Earned first win in relief outing in Game 2 of DH at Pitt (4/30)

PATRICK HENRY HIGH SCHOOL

- 2015 Conference 16 Player of Year
- Named 2015 Second-Team All-State 5A as pitcher
- Earned First-Team All-5A North Region and Second-Team All-Metro honors as pitcher in 2015
- First-team all-conference honoree as pitcher and second-team selection at shortstop as senior
- Was three-time all-conference honoree at shortstop (2013, 2014, 2015)
- Recorded 82 strikeouts, 1.08 ERA and just nine walks in 52 innings during senior season
- Fired three shutouts, including a no-hitter against Mills Godwin HS, during his senior year
- Named MVP of 2015 Conference 16 Tournament (pitched eight-inning shutout in championship game and batted .571 in tournament)
- Two-time team captain
- Coached by Sammy Hart
- Also played varsity football for three years (quarterback and wide receiver)
- Was Second-Team All-Conference 16 selection at wide receiver his junior year
- Member of Honor Roll, National Honor Society, BETA Club and Varsity Club
- Played travel team baseball with Virginia Cardinals

PERSONAL

- Parents are Mark and Julie Harrington
- Has one sister, Logan, ran cross country and track and Christopher Newport University
- Father played football at Slippery Rock
- Elected the Student-Athlete Advisory Committee President for the 2018-19 academic year

HARRINGTON'S CAREER STATS

Year	ERA	W-L	G-GS	CG	SHO/CBO	SV	IP	H	R	ER	BB	K	BAA	WP	HBP	BK
2016	9.00	1-1	11-0	0	0/0	0	11.0	15	11	11	10	7	.341	2	2	0
2017	2.41	3-2	18-2	0	0/0	0	37.1	21	10	10	12	38	.160	5	3	0
2019	3.49	5-1	21-3	0	0/1	0	59.1	65	27	23	16	64	.279	9	1	0
TOTAL	3.68	9-4	50-5	0	0/1	0	107.2	101	48	44	38	109	.248	16	6	0



CHRISTIAN HLINKA

6

OF • Jr. • 6-2 • 210 • L-R
Frenchtown, N.J.
Delaware Valley Regional

2019

- Sat out the 2019 season due to injury
- Included on the ACC Academic Honor Roll
- In the summer of 2019, played for the Charlottesville Tom Sox where he batted .346 (36-for-104) with three home runs and 26 RBI. The Tom Sox won the 2019 Valley League Championship

2018

- Listed on the ACC Academic Honor Roll
- Appeared in 16 games with two starts (at DH vs. ECU on 2/25; LF at Miami on 3/23)
- Collected five hits in 20 at bats (.250), scored three runs and drove in three
- As a pinch-hitter went 4-for-10 with two runs scored and two RBI
- Recorded an outfield assist against Miami on 3/23, cutting down a potential go-ahead run at third in the 7th inning

· One of his six putouts on the year, one was a diving catch in LF to end the top of the eighth inning against Clemson on Apr. 28

DELAWARE VALLEY REGIONAL HIGH SCHOOL

- Enrolled in July 2017 at UVA after graduating a year early
- Had .400 career batting average
- Three-time First-Team All-County and All-Skyland Conference honoree
- Led team to first state sectional championship in 57 years in 2016
- Broke program's single-season RBI record his freshman year and set the record again his sophomore year; finished with 70 career RBI
- Was two-time team captain in baseball and also was a team captain in basketball
- Twice named team MVP
- Played outfield, shortstop and pitcher while in high school
- Coached by Marty White
- Played three years on basketball team (forward) and averaged 11 points per game
- Led team to the 2017 conference championship and its first district tournament finals appearance
- Member of National Honor Society and Distinguished Honor Roll

PERSONAL

- Son of Vasil and Joanne Hlinka
- Has one brother, Matt
- Father played baseball at Saint Peter's
- Comes from athletic family: cousin (Michal Hlinka) is a professional hockey player in Czech Republic; cousin Brandon Becker wrestled at Indiana University, cousin Robert Becker wrestled at George Mason University, and Brandon Becker is a professional MMA fighter; cousin Vicky Becker was an alternate for the U.S. women's field hockey team

HLINKA'S CAREER STATS

Year	Avg.	G-GS	AB	R	H	2B	3B	HR	RBI	TB	SLG%	BB	HP	K	GDP	OB%	SF	SH	SB-A	E	FLD%
2018	.250	16-2	20	3	5	0	0	0	3	5	.250	0	0	5	1	.250	0	0	0-0	0	1.000



JACOB HODOROVICH 17

RHP • Fr. • 6-0 • 205 • R-R
Scott Township, Pa.
Lakeland Junior Senior

LAKELAND JR. SR. HIGH SCHOOL

- Earned All-Conference and All-Region honors during his prep career
- Served as the team captain
- Established school records for career strikeouts, career wins and single-season strikeouts
- Inducted into his high school's hall of fame

PERSONAL

- Son of John and Deborah Hodorovich
- Has a younger sister Abby



JAYSON HOOPES 17

RHP • Fr. • 6-3 • 185 • R-R
Northfield, N.J.
St. Augustine Prep

LAKELAND JR. SR. HIGH SCHOOL

- Drafted in the 36th round (1,092 overall) of the 2019 MLB Draft by the Chicago Cubs
- Three-year letterwinner at St. Augustine Prep
- Went 6-0 with a 1.66 ERA and struck out 65 batters in 38 innings his senior year. Also batted .333 with 26 hits, 24 RBIs, 16 runs and two homers
- Helped St. Augustine to three-straight Non-Public A State Championship games, all against Delbarton.
- Won the Non-Public A State Championship in 2018
- Named to the Philadelphia Inquirer's and Courier Post's All-South Jersey First Team as a senior
- Listed on the 2019 Cape Atlantic League First Team



WALKER JENKINS 11

INF • Jr. • 6-0 • 175 • L-R
Sun Prairie, Wis.
Sun Prairie

MADISON COLLEGE (Madison, Wis.)

- Batted .350 over 91 games in two seasons for Madison
- Earned First Team All-Region IV honors and was the Region IV Gold Glove winner as a sophomore after hitting .342 and swiping 30 bags
- A two-time Academic All-Conference member
- As a freshman, hit .374 and helped the Wolfpack win the Region IV championship to earn the first of two appearances in the NJCAA Division II World Series in his tenure

SUN PRAIRIE HIGH SCHOOL

- Two-sport athlete (baseball, football) and eight-time letterwinner overall at Sun Prairie playing his final two years
- A first team All-Conference honoree in each of his four prep seasons
- Voted Big Eight Conference Player of the Year as a senior
- Earned WBCA first team all-state and Wisconsin State Journal Player of the Year following his senior season
- Member of WIAA Division 1 State Baseball Tournament qualifying teams as a sophomore, junior, and senior, and finished runner-up in 2015 and 2017
- Four-year participant and four-time letter winner football as a wide receiver and defensive back

PERSONAL

- Son of Russell and Kelly Jenkins
- Has a brother Peyton and a sister Landry
- His father Russell, played baseball at Delta State University.



NIC KENT 4

INF • So. • 6-2 • 190 • R-R
Charlottesville, Va.
St. Anne's Belfield

2019

- Named a Second Team Freshman All-American by D1Baseball.com
- Listed on Collegiate Baseball Newspaper's Freshman All-America team
- First Virginia freshman to earn First Team All-ACC Honors since Danny Hultzen in 2009 and first Cavalier position player to be on the first team since Dean Pallotta in 1973
- Included on the 12-man ACC All-Freshman team
- Lone Cavalier freshman on ACC All-Academic team, also a member of the ACC Academic Honor Roll
- Played in all but one of the 56 games in 2019 and made 52 starts (all at 2B)
- His .337 (68-for-202) batting average was the second-highest on the team and 11th-highest in the ACC
- Led the ACC and ranked 15th in the country with 12 sacrifice bunts
- Led the team and tied for eighth in the ACC with 17 stolen bases
- Finished the season on a 13-game hit streak and a 16-game reached base streak. During his hit streak he batted .429 (24-for-56) with three doubles and seven RBI
- Put together 11 multi-RBI games to lead the Cavaliers
- Had four-hit games against Norfolk St. (April 10) and Louisville (May 11)
- Batted ninth for 19 of the first 24 games before finishing the season batting second the final 31 games
- Hit his first career homer on March 24 against Pitt, a three-run shot to break a 2-2 tie

ST. ANNE'S BELFIELD

- A two-time first-team VISAA Division I All-State selection
- Earned All-Prep League honors as a junior
- Served as a team captain for both baseball and basketball teams at St. Anne's-Belfield
- Batted .530 as a senior
- Teammates with former Cavaliers Jalen Harrison and Tanner Morris at STAB

PERSONAL

- Son of Brian and Missy Kent
- Born in Charlottesville, Va.
- His sister Hayley was a four-year starter on the women's soccer team at William & Mary (2014-17).
- His father Brian spent 17 seasons as the head basketball coach at St Anne's-Belfield and coached Nic in High School.

KENT'S CAREER STATS

Year	Avg.	G-GS	AB	R	H	2B	3B	HR	RBI	TB	SLG%	BB	HP	K	GDP	OB%	SF	SH	SB-A	E	FLD%
2019	.337	55-52	202	38	68	9	3	3	42	92	.455	25	5	37	0	.417	3	12	17-21	6	.972



PAUL KOSANOVICH 33

RHP • Sr. • 6-4 • 238 • R-R
San Gabriel, Calif.
Temple City/East Los Angeles College

2019

- Appeared in 16 games on the mound, 15 came in relief
- Went 4-0 with wins over Villanova (Feb. 24), Duke (March 9), UConn (March 20) and Pittsburgh (March 24)
- Missed a month of action due to illness
- Worked three scoreless outings after his return, including 1.2 innings in two games against then-No. 15 North Carolina

PRIOR TO VIRGINIA

- Played one year of football (tight end) at New Mexico Highlands in the fall of 2016
- Transferred to East Los Angeles College prior to the spring of the 2017 to play baseball.
- At ELAC he earned First Team All-State and Pacific Association Southern California All-Region Second Team honors in 2018.
- As a starting pitcher, went 6-4 with a 3.58 ERA and 68 strikeouts in 83 innings pitched at ELAC.

TEMPLE CITY HIGH SCHOOL

- Two-sport athlete, playing football and baseball at Temple City
- Threw a pair of no-hitters in high school, including one to clinch a Temple City playoff berth in the final game of the regular season.
- Went 5-0 with a 2.77 ERA in 30.1 innings pitched his senior year.
- Played quarterback on the football team where he was a two-year letterwinner. Also served as the team captain, earned All-League honors and was named 2015 Offensive Player of the Year.

PERSONAL

- Son of Norman and Anne Kosanovich
- Born in Sleepy Hollow, N.Y.
- Has two younger brothers, Andrew and Daniel
- His grandfather, Bronco Kosanovich played was a center on the Penn State football team and later played for the Pittsburgh Steelers. His cousins Michael and Eli Kosanovich both play football at North Central College.

KOSANOVICH'S CAREER STATS

Year	ERA	W-L	G-GS	CG	SHO/CBO	SV	IP	H	R	ER	BB	K	BAA	WP	HBP	BK
2019	4.85	4-0	16-1	0	0/1	0	26.0	32	15	14	8	18	.311	4	0	0



MARC LEBREUX 20

OF • Jr. • 6-1 • 175 • L-R
Montreal, Quebec, Canada
St. Gabriel/Seminole State College

SEMINOLE STATE COLLEGE (Seminole, Okla.)

- Appeared in 97 games in two seasons for the Trojans
- As a freshman, sported a .408 average (49-for-120) and belted nine home runs
- Stole 20 bases as a sophomore while batting .376 (68-for-181) with nine home runs and 57 RBI

ST. GABRIEL HIGH SCHOOL

- Played for Team Canada in the WBSU 18U World Cup

PERSONAL

- Son of Sylvain Lebreux



GRIFF MCGARRY 25

RHP • Jr. • 6-2 • 185 • R-R
Portola Valley, Calif.
Menlo School

2019

- Appeared in 13 games and made 11 starts
- Primarily a weekend starter for the Cavaliers as a sophomore
- Logged 53.1 innings pitched and struck out 64 batters, tied for the second-most on the team
- Recorded win over Villanova (Feb. 22), Seton Hall (March 2) and Florida State (April 20-2)
- Two of his team-high four quality starts came in ACC play, one run losses to Duke (March 10) and Miami-2 (April 13)
- In his second start of the year, he struck out a career-high nine batters in six innings, allowing just two hits and an run against Villanova
- Against then No. 4 NC State, struck out the first four batters he faced and five of the first six en route to an eight-strikeout performance over 4.2 innings

2018

- Made 11 appearances, including two starts (home opener vs VMI on 2/20 & at VCU on 5/1)
- Struck out 22 batters in 17.2 innings pitched
- Worked four-straight innings of scoreless relief in outings against EKU (2/25), Yale-1 (3/3) and Davidson (3/6)
- Credited with the save after pitching the final three innings in a 14-3 win over Liberty on April 18. Did not allow a run and struck out a season-high, five batters.

MENLO SCHOOL

- Drafted by Texas Rangers in 31st round of 2017 MLB Draft
- Named 2017 MaxPreps California Small Schools Player of the Year
- Was 2017 MaxPreps Small Schools First-Team All-American and Small Schools First-Team All-State
- Named 2017 Honorable Mention All-American and Perfect Game First-Team All-Region by Perfect Game
- Named 2017 Prep2Prep Central Coast Section Senior of the Year
- Was 2017 Peninsula/South Bay Player of the Year by San Francisco Chronicle
- Tabbed 2017 Peninsula Athletic League Ocean Division Player of the Year
- Member of 2016 and 2017 Central Coast Section championship teams at Menlo
- Was team captain his senior year
- Competed in 2016 Area Code Games
- Coached by Sean Riley and also played shortstop in high school

PERSONAL

- Son of Brian McGarry and Lorraine McDonough
- Has one brother, Matt, who played for two years at Vanderbilt before transferring to Santa Clara

MCGARRY'S CAREER STATS

Year	ERA	W-L	G-GS	CG	SHO/CBO	SV	IP	H	R	ER	BB	K	BAA	WP	HBP	BK
2018	8.15	0-2	11-2	0	0/1	1	17.2	19	18	16	16	22	.264	6	2	0
2019	4.56	3-5	13-11	0	0/1	0	53.1	42	29	27	54	64	.216	5	3	0
TOTAL	5.45	3-7	24-13	0	0/2	1	71.0	61	47	43	70	86	.229	11	5	0



ZACH MESSINGER 29

RHP • So. • 6-6 • 210 • R-R
Chandler, Ind.
Castle

2019

- Appeared in 16 games as a true freshman and made five starts
- Logged 29 innings where he struck out 21 batters and pitched to a 4.03 ERA
- Virginia was 4-1 when he started on the mound
- In his collegiate debut was credited with the win in UVA's home opener against VMI (Feb. 19) after he threw three innings of scoreless relief and struck of five batters
- In the month of April made six appearance where he yielded just one run in 11 innings

CASTLE HIGH SCHOOL

- Lettered in baseball (four years) and basketball (three years) at Castle
- Served as a team captain in both sports
- Named the 2018 Courier & Press All-Metro Player of the Year
- A First Team Academic All-State selection in both baseball and basketball
- Three-time Courier & Press First Team All-Metro
- Three-time First Team All-Southern Indiana Athletic Conference selection
- As a senior, was named an Indiana South All-Star and earned First Team All-State honors from Prep Baseball Report
- Posted a 7-1 record with a 1.66 earned run average in 2018
- Castle High School's 2018 Lonnie Fisher Male Athlete of the Year Award winner
- Rated No. 53 on Perfect Game's Top-100 freshman in the ACC prior to the 2019 season
- Graduated with a 3.97 GPA and was a four-time Scholastic "C" Academic Letter recipient

PERSONAL

- Son of Dennis and Lisa Messinger
- Born in Chandler, Indiana
- Has three brothers, Eli, Tyler and Lucas (all 14 years old)
- His father, Dennis, played basketball at Olney Central College and his mother, Lisa, played volleyball at the University of Evansville

MESSINGER'S CAREER STATS

Year	ERA	W-L	G-GS	CG	SHO/CBO	SV	IP	H	R	ER	BB	K	BAA	WP	HBP	BK
2019	4.03	2-1	16-5	0	0/1	0	29.0	24	19	13	23	21	.224	6	2	0



LOGAN MICHAELS 12

C • Sr. • 5-11 • 195 • R-R
DeForest Wis.
DeForest/Madison College

2019

- Appeared in 45 games his first season in Charlottesville, including 39 starts (all at catcher)
- Batted .311 (42-for-135) with four doubles and 20 RBI
- Hit safely in eight of his first nine games as a Cavalier
- Was statistically the ACC's toughest batter to strikeout (11.3 AB/K)
- Had a season-high three hits, in 3-for-3, two run effort against Villanova on Feb. 24

MADISON COLLEGE

- His .413 average was the fourth-highest and his 128 career hits were the seventh-most in program history
- He appeared in 93 career games and collected 23 doubles, five home runs and 57 RBI while sporting a career .988 fielding percentage
- Two-time First Team All N4C selection and a Second Team All-Region IV selection as a sophomore
- As a true freshman, batted .437 with 62 hits in 44 games played
- Named the 2018 Region IV Tournament MVP after batting .500 with six hits in 12 at bats, one walk, four RBI and a run scored
- Set the single-game, program record for hits in a game with six against Kirkwood CC on May 26, 2018
- Madison returned to the NJCAA Division II World Series after a two-year hiatus in 2018, finishing fifth

DeFOREST HIGH SCHOOL

- Two-sport participant (baseball, hockey) at DeForest
- Four-year participant and three-year letterwinner in baseball under Harold Olson, and a one-year participant in hockey
- Three-time first team all-conference (Badger North) selection and named a WBCA All-Star following his senior season
- Selected as team captain of the baseball team as a senior

PERSONAL

- Son of Jeff and Peg Michaels
- Born in Madison, Wis.
- Has a younger brother Brady and a younger sister Ellie

MICHAELS' CAREER STATS

Year	Avg.	G-GS	AB	R	H	2B	3B	HR	RBI	TB	SLG%	BB	HP	K	GDP	OB%	SF	SH	S-B-A	E	FLD%
2019	.311	45-39	135	20	42	4	0	0	20	46	.341	7	8	12	4	.380	0	5	3-4	2	.994



BRANDON NEECK 14

LHP • So. • 6-0 • 180 • R-L
Chappaqua, N.Y.
Horace Greeley

2019

- Sat out 2019 season due to injury

HORACE GREELEY HIGH SCHOOL

- Played in the 2017 Under Armour All-American Game at Wrigley Field
- No. 8 freshman in the ACC according to Perfect Game
- As a senior, posted a 0.84 ERA and struck out 51 batters in 25 innings pitched
- Ranked as the No. 63 recruit in the country and the top left-handed pitcher in the state of New York according to Perfect Game
- 2018 Rawlings-Perfect Game Second Team All-American and First Team All-Region
- Was ranked as the 185th best MLB Draft prospect according to MLB.com, elected to honor college commitment prior to the 2018 Draft.

PERSONAL

- Son of Jeff and Lynn Neeck
- Born in Mount Kisco, N.Y.



CHRIS NEWELL 9

OF • Fr. • 6-3 • 200 • L-L
Newtown Square, Pa.
Malvern Prep

MALVERN PREP

- 2019 Pennsylvania Gatorade Player of the Year
- 2019 Under Armor All American
- Won three state championships with Malvern Prep and one league championship
- Hit game-tying home run in bottom of the seventh and scored the game-winning run in the 2019 state championship game
- Three-year letterwinner and served as team captain his senior year
- Collected All-State and All-League (Inter Academic League) three times
- Was the No. 9 outfielder in the country and No. 3 overall recruit in Pennsylvania according to Perfect Game
- Drafted by the St. Louis Cardinals in the 37th Round (1,115 overall)

PERSONAL

- Son of John and Christine Newell
- Has one sister, Sarah



DEVIN ORTIZ

7

INF/RHP • Jr. • 6-2 • 205 • R-R
Nutley, N.J.
St. Joseph Regional

2019

- Served as the Cavaliers only two-way player of the season
- Made 18 relief appearances and was in the starting lineup five times (4 at DH, 1 at OF)
- Was 4-0 with a 1.78 ERA in 35.1 innings pitched
- Didn't allow a run in his first six appearances of the season (7.0 IP)
- Finished the season without an earned run in his final eight appearances (19.1 IP)
- Earned victories against Georgia Tech (March 15), Old Dominion (April 2), James Madison (April 24) and VCU (April 30)
- Struck out career-high five batters on four different occasions
- Pitched a season-high 4.1 innings in 2-1 victory over James Madison on April 24
- Picked up a three-inning save, the first of his career, in a 6-3 win over Radford on April 16
- At the plate batted .421 (8-for-19) with a home run and three RBI
- Launched his first career home run, a solo shot, in the second game of a doubleheader against Seton Hall on March 2
- Went 2-for-2 with three runs scored against Norfolk State on April 10
- As a pinch-hitter was 2-for-4 with a run scored
- In the summer was the MVP of the Florida Gulf Coast League playing for the Bradenton Mafia and was crowned the FGCL Home Run Derby Champion

2018

- Played summer ball for the Kalamazoo Growlers - ranked as the No. 27 prospect in the league by D1Baseball.com
- UVAs only true two-way player in 2018
- Saw action in 21 games, making 16 starts (6 in LF, 6 in CF, 4 at DH)
- On the mound, made four appearances, all in relief
- Credited with the win on Feb. 27 against VMI
- In his collegiate debut on the hill, pitched a 1-2-3 inning that included a strikeout against ECU on Feb. 24
- At the plate was 10-for-60 with two doubles, a triple and five RBI
- Put together, three two-hit performances in 16 starts
- Went 2-for-3 with a double, triple, run scored and an RBI at Louisville on April 20

SAINT JOSEPH REGIONAL HIGH SCHOOL

- Four-year letterwinner under Mark Cieslak at SJRHH
- 2017 Rawlings/Perfect Game 2nd Team All-American
- Second Team All-North Jersey as a senior
- Earned All-State, All-County, All-League & All-Metro accolades over his four-year career
- Went 19-3 on the mound in four seasons including an 8-0 junior campaign
- At the plate, batted .541 (20-for-37) with five home runs in 2017
- Named the 2016 Bergen County Tournament MVP

PERSONAL

- Son of Barbara Mercado and Jose Ortiz Jr.
- Has one sister, Crystal
- His uncle, Daniel Ortiz was drafted by the Texas Rangers in the 1991 MLB Draft

ORTIZ'S CAREER STATS

HITTING

Year	Avg.	G-GS	AB	R	H	2B	3B	HR	RBI	TB	SLG%	BB	HP	K	GDP	OB%	SF	SH	SB-A	E	FLD%
2018	.167	20-16	60	6	10	2	1	0	5	14	.233	2	3	15	1	.231	0	0	0-0	1	.952
2019	.421	10-5	19	8	8	0	0	1	3	11	.579	2	1	3	1	.478	1	1	0-0	0	1.000
TOTAL	.228	30-21	79	14	18	2	1	1	8	25	.316	4	4	18	2	.295	1	1	0-0	1	.968

PITCHING

Year	ERA	W-L	G-GS	CG	SHO/CBO	SV	IP	H	R	ER	BB	K	BAA	WP	HBP	BK
2018	18.90	1-0	4-0	0	0/0	0	3.1	5	7	7	5	5	.333	1	1	0
2019	1.78	4-0	18-0	0	0/0	1	35.1	29	8	7	9	38	.215	2	3	0
TOTAL	3.26	5-0	22-0	0	0/0	1	38.2	34	15	14	14	43	.227	3	4	0



KYLE PETRI

23

LHP • So. • 6-6 • 235 • L-L
Lighthouse Point, Fla.
Cardinal Gibbons/University of Chicago

UNIVERSITY OF CHICAGO

- Went 6-0 with a 1.12 ERA and 64 strikeouts in 40 innings
- His 1.12 ERA was the second lowest in a single-season in UC program history
- Ranked second in the nation in strikeouts per nine innings (14.4), fourth in hits allowed per nine innings (4.7) and fifth in ERA
- Struck out a season-high 16 batters in seven innings at Transylvania

CARDINAL GIBBONS HIGH SCHOOL

- Four-year letterwinner
- As a senior, posted a 5-1 record with a 2.13 ERA, 1.16 WHIP and 99 strikeouts in 56 innings pitched
- Earned First Team All-Broward County, FACA All-State Selection honors in his final season
- Led Broward County in strikeouts (99) in 2018
- Named the 2018 District Pitcher of the Year in addition to First Team All District (5A-14) accolades
- National Merit Commended Scholar with a 4.4 GPA

PERSONAL

- Son of Kyle Petri
- Has two brothers, William and Ben
- His uncle John Offerdahl was a five-time Pro-Bowler for the Miami Dolphins



BILLY PRICE

40

LHP • So. • 6-6 • 215 • L/L
Morristown, N.J.
Delbarton School

2019

- Appeared in eight games and made four starts on the mound as a true freshman
- Logged 12 innings and held a 2.25 ERA with nine strikeouts
- Made his collegiate debut against Liberty on March 13, tossed two-thirds of an inning and struck out one
- His first start came against Old Dominion on April 2 where he pitched 2.1 innings and struck out a pair
- Fanned a season-high three batters in a start against Radford on April 16

DELBARTON SCHOOL

- Three-year letterwinner at the Delbarton School
- Helped Delbarton capture the Non-Public A North State Championship as a senior
- Pitched a complete game, two-hitter in the 2017 state championship final, lifting Delbarton to its first championship in 15 years and a No. 1 state finish.
- Was named the Morris County Tournament MVP en route to the 2017 County Championship
- A First Team Non-Public All-State selection as a junior
- Battled large B-cell Non-Hodgkin lymphoma during his senior year
- Rated No. 66 on Perfect Game's Top-100 freshman in the ACC prior to the 2019 season

PERSONAL

- Born and raised in Morristown, N.J.
- Son of Michael Price and Diana Chaney
- His brother Robbie is a RHP at Tulane

PRICE'S CAREER STATS

Year	ERA	W-L	G-GS	CG	SHO/CBO	SV	IP	H	R	ER	BB	K	BAA	WP	HBP	BK
2019	2.25	0-0	8-4	0	0/0	0	12.0	9	3	3	5	9	.209	2	0	0



BRENDAN RIVOLI

8

C/OF • Jr. • 6-1 • 195 • L-R
Douglassville, Pa.
Daniel Boone

2019

- Started all 51 games in which he appeared (31 in LF & 20 at DH)
- Co-led the Cavaliers in RBI with 42 and was third on the team with a .320 batting average
- His 13 doubles and five home runs were both tied for second most on the club
- Over the final 15 games of the season batted .379 (22-for-58) with five doubles, a triple and 17 RBI
- Put together 21 multi-hit games, the second most in the league
- In opening game of Georgia Tech series, went 4-for-5 with two runs, a home run and three RBI
- Hit a pair of home runs in 2-for-5 effort, four-RBI day at James Madison on April 9
- Drove in seven runs in three games against Virginia Tech after going 6-for-13 with a double

2018

- Appeared in 33 games with 18 starts (all at DH)
- Batted .247 (21-for-85) with five doubles, a triple, two home runs and 15 RBI
- Hit a walk-off double in the 12th inning to help UVA get past George Washington on April 17, part of a 2-for-6 effort at the plate
- Go-ahead RBI single in the ninth inning to clinch series at Louisville on April 22
- Homered in the nightcap of a doubleheader against UNC on April 14
- First career home run was a solo shot in the nightcap of a doubleheader against Virginia Tech on April 6
- Tied the game up with one-out triple in the bottom of the ninth to help eventually clinch the series against Virginia Tech on April 8
- Went 5-for-11 and hit for the series cycle in the Virginia Tech series

DANIEL BOONE HIGH SCHOOL

- Three-time All-County selection (Reading Eagle, Berks County, All-League), All-Conference
- Three-time All-Area pick (Pottstown Mercury)
- Four-time Carpenter Cup selection
- Was Big 26 Baseball selection (PA vs MD) in 2016
- Was four-year varsity starter
- Earned team's Sportsmanship/MVP Award
- Coached by Jason McCord at DBHS
- Also played two years of ice hockey (left wing) and was an All-Berks County selection his sophomore year (scored 27 goals)
- Scored the game-winning overtime goal as DBHS earned its first-ever EPSHL championship in 2015

PERSONAL

- Son of Mark and Kendra Rivoli
- Has one older sister, Kayla

RIVOLI'S CAREER STATS

Year	Avg.	G-GS	AB	R	H	2B	3B	HR	RBI	TB	SLG%	BB	HP	K	GDP	OB%	SF	SH	SB-A	E	FLD%
2018	.247	33-18	85	11	21	5	1	2	15	34	.400	4	2	17	1	.297	0	0	0-1	0	1.000
2019	.320	51-51	206	39	66	13	1	5	42	96	.466	13	11	29	2	.386	3	0	0	2	.956
TOTAL	.299	84-69	291	50	87	18	2	7	57	130	.447	17	13	46	3	.361	3	0	5-8	2	.962



CRISTIAN SANCHEZ

21

RHP • So. • 6-3 • 189 • R-R
Centreville, Va.
Centreville

2019

- Sat out season due to injury
- Listed on the ACC Academic Honor Roll

CENTREVILLE HIGH SCHOOL

- A four-year letterwinner at Centreville
- A 2018 Rawlings/Perfect Game All-American honorable mention and 2017 Perfect Game Underclass All-American
- Going into the 2019 season was the No. 32 Freshman in the ACC according to Perfect Game
- In Baseball America's 2018 Top 100 High School Prospect list, was ranked No. 95

PERSONAL

- Son of Ruben and Viveka Sanchez
- Born in Centreville, Va.
- Has two sisters, Elena and Phylicia
- His father, Ruben, played college baseball at Maryland



NATE SAVINO

21

LHP • Fr. • 6-3 • 215 • L-L
Sterling, Va.
Potomac Falls

POTOMAC FALLS HIGH SCHOOL

- 2019 Virginia Gatorade Player of the Year
- A member of the USA Baseball 18U National Team
- Pitched in the 2019 Under Armour All-American Game at Wrigley Field in Chicago and the 2019 Perfect Game All-American Classic at Petco Park in San Diego.
- In three seasons at Potomac Falls, went 13-4 with a 1.25 ERA and 220 strikeouts to 45 walks in 112.1 innings
- Rated as the No. 4 prospect in the nation by Perfect Game and Baseball America
- Named the Conference Player of the Year and Region Player of the Year as a junior
- Graduated high school in December of 2019 and enrolled at UVA in January of 2020

PERSONAL

- Son of Ron and Julie Savino
- Has two siblings, RJ and Hayley



STEPHEN SCHOCH

37

RHP • Gr. • 6-5 • 235 • R-R
Laurel, Md.
Our Lady of Good Counsel

PRIOR TO VIRGINIA

- Played the last three seasons at UMBC (2017-19) after transferring from Appalachian State (2016)
- Sat out the 2017 season due to NCAA transfer rules
- Left UMBC as the program's all-time leader in saves (13) and single-season saves record holder (10 - 2018)
- In two seasons at UMBC, logged 110.1 innings and struck out 135 batters while pitching to a 2.61 ERA
- His 11.01 strikeouts per nine innings over his two seasons is also a program best.
- Earned Second Team All-America East honors in 2019 after going 6-4 with a 3.59 ERA and 64 strikeouts in 52.2 innings pitched
- Was the third player ever at UMBC to pitch in the Cape Cod League (2019) where he was a CCL All-Star and the Most Valuable Pitcher for the Cotuit Kettleers
- In his summer after sitting out, pitched for the Bethesda Big Train of the Cal Ripken League and did not allow a run in 26.1 innings pitched, struck out 33 and did not walk a batter
- As a freshman at Appalachian State, appeared in 17 games (second most on team) and posted a 4.48 ERA with 35 strikeouts in 34.1 innings pitched

OUR LADY OF GOOD COUNSEL

- Four-year letterwinner in baseball
- Named the Washington Athletic Conference Player of the Year his senior season and earned back-to-back First Team All-Conference nods
- Finished the regular season of his senior season with a 0.00 ERA in 53.1 innings with 45 strikeouts and just three walks.

PERSONAL

- Son of Martin and Susan Schoch
- Has an older brother Nicolas and an older sister Sarah

SCHOCH'S CAREER STATS

Year	ERA	W-L	G-GS	CG	SHO/CBO	SV	IP	H	R	ER	BB	K	BAA	WP	HBP	BK
2016*	4.46	0-0	19-0	0	0/1	0	34.1	40	23	17	13	34	--	0	0	0
2018*	1.72	1-6	24-0	0	0/0	10	57.2	42	12	11	19	71	.202	2	6	3
2019*	3.59	6-4	19-2	0	0/0	3	52.2	53	21	21	19	64	.256	3	6	0
All*...	3.05	7-10	62-2	0	0/1	13	144.2	135	56	49	51	169	--	5	12	3

* Previous School



EVAN SLEIGHT

3

OF • Fr. • 6-1 • 205 • L-R
Framingham, Mass.
Belmont Hill

BELMONT HILL SCHOOL

- Earned varsity letters in baseball, football and hockey at Belmont Hill
- A three-time First Team All-Independent School League selection in baseball
- Helped BHS win the 2019 Independent School Championship and was named the team's MVP
- The No. 1 overall high school player in Massachusetts according to Perfect Game
- Won the Johnny Pesky Teammate Award in 2016
- Named to the USA Today All USA Massachusetts Baseball and the Northeast Region All-High School Senior First Teams
- Maintained honors throughout high school including high honors as a senior, also recipient of the BHS Merit Award

PERSONAL

- Son of Debra and Peter Sleight
- Has a sister, Fiona



EVAN SPERLING

34

RHP • Gr. • 6-6 • 225 • R-R
Poquoson, Va.
Grafton

2019

- Listed on the ACC Academic Honor Roll
- Appeared in 12 games and made three starts on the mound
- Fanned 24 batters in 16.2 innings pitched
- His first start of the season was Virginia's home opener against VMI on Feb. 19 where he struck out nine batters in four innings of work
- Had a run of four-straight relief appearances from March 26 - April 14 in which he did not allow a run, a span of five innings
- All 14 runs he surrendered came in three outings - William & Mary (Feb. 26), Liberty (March 13) and Florida State (April 18)

2018

- Made five starts, serving primarily as the team's Sunday starter until suffering injury
- Logged 29.2 innings pitched and struck out 43 batters while walking only 13
- Held an ERA of 1.96 over his first four starts of the season (23.0 IP - 5 ER)
- Won his first two starts of the year (11.0 IP - 0 ER) -- against Rice (2/18) and Eastern Kentucky (2/25)
- Credited with a combined shutout, the first of his career, against Rice in which allowed one hit over six innings while striking out nine
- In the nightcap of a doubleheader at Duke, struck out a career-high 12 batters in 6.1 innings pitched
- Made relief appearances against Richmond on May 15 (1 IP) and at Wake Forest on May 19 (2.0 IP)

2017

- Pitched in 15 games, including 10 starts
- Made four starts in ACC play
- Recorded three straight quality starts to begin his college career
- Worked at least six innings and earned win in each of his first three starts
- Opposing batters hit just .204 against him, but issued 30 walks in 38 1/3 innings
- Struck out season-high nine batters over seven innings in win over La Salle (3/4)
- Fired six innings, allowing three runs and five hits, in win over Rutgers (2/25)
- Allowed just an unearned run, two hits and two walks in his first UVA start against The Citadel (2/18)

2016

- Did not compete (redshirt season)

GRAFTON HS

- 2014 and 2015 All-Conference 19 selection, both as pitcher and first baseman
- Was 2015 First-Team Class 5A All-State selection as first baseman as senior
- Also was a two-time all-region honoree
- Was 18-9 with two saves during high school career
- Went 3-3 with 53 strikeouts in 35 innings his senior year; also hit .420 with three homers, five doubles and 31 RBI
- Was 9-2 during junior season
- Coached by Matt Lewellen
- Named 2015 Peninsula Sports Club Most Outstanding High School Athlete
- Three-time Grafton High School Athlete of the Year
- Also played four years of basketball (forward) and two seasons of football (quarterback)
- Averaged 19.5 points and 15 rebounds per game his senior year after averaging 14.2 ppg and 12 rpg his junior season
- Was Conference 19 Player of the Year and First-Team Class 4A All-State his senior year
- Was First-Team All-Conference 19 and an all-region honoree his junior and senior seasons
- Played travel team baseball with EvoShield Canes

PERSONAL

- Parents are Ron and Gigi Sperling
- Born in Santa Maria, Calif.

SPERLING'S CAREER STATS

Year	ERA	W-L	G-GS	CG	SHO/CBO	SV	IP	H	R	ER	BB	K	BAA	WP	HBP	BK
2017	7.51	3-3	15-10	0	0/0	0	38.1	28	35	32	30	44	.204	5	4	2
2018	3.64	2-0	7-5	0	0/1	0	29.2	19	12	12	13	43	.179	1	4	0
2019	7.56	0-1	12-3	0	0/2	0	16.2	5	14	14	21	24	.089	3	8	0
TOTAL	6.17	5-4	34-18	0	0/3	0	84.2	52	61	58	64	111	.174	9	16	2



JIMMY SULLIVAN

31

OF • So. • 6-5 • 205 • L-L
Wethersfield, Conn.
Wethersfield

2019

- Listed on the ACC Academic Honor Roll

WETHERSFIELD HIGH SCHOOL

- Four-year letterwinner in baseball and basketball at Wethersfield
- 2018 Hartford Courant Player of the Year and three-time All-Conference selection
- A three-time All-Conference and two-time All-State honoree
- Helped Wethersfield capture the 2018 Class L Connecticut State Championship his senior year. In the state championship game, went 4-for-5 with two triples, two home runs, six RBI and four runs scored.
- Batted .525 with 42 hits, six home runs and 31 RBI in his final prep season
- Also recognized as a two-time All-Conference performer in basketball

PERSONAL

- Son of Jim and Maureen Sullivan
- Born in Wethersfield, Conn.
- Has one sister, Kathleen



ALEX TAPPEN **13**

OF • Jr. • 6-2 • 210 • R-R
Lower Gwynedd, Pa.
Wassahickon

2019

- Started 34 of the 46 games in which he appeared, all 34 starts came in right field
- Batted .228 (29-for-127) with five doubles, three home runs and 23 RBI
- Went 2-for-5 with two runs scored, a home run and four-RBI in the nightcap of a doubleheader against Florida State (April 20)
- Collected three hits, including two doubles while driving in three runs against Norfolk State on April 10

2019

- Started 34 of the 46 games in which he appeared, all 34 starts came in right field
- Batted .228 (29-for-127) with five doubles, three home runs and 23 RBI
- Went 2-for-5 with two runs scored, a home run and four-RBI in the nightcap of a doubleheader against Florida State (April 20)
- Collected three hits, including two doubles while driving in three runs against Norfolk State on April 10

2018

- One of three players to start in all 54 games, only player to start all at same position (RF)
- Listed on the ACC Academic Honor Roll
- Batted .262 with 13 doubles (2nd most on team), four home runs and 36 RBI
- Credited with three outfield assists (vs. EKV- 2/24; at Duke- 3/9; - vs Clemson - 4/27;) second most on the club
- Hit the team's lone grand slam of the season in a 12-4 win over Radford on April 11. Finished the night 2-for-5 with 5 RBI
- Tied the game in the ninth inning with a two-out RBI double in an eventual series clinching win at Louisville on April 22
- Went 3-for-4 with a HR, triple and 3 RBI in series clincher vs. Georgia Tech on May 14
- Hit a two-run HR at Wake Forest (5/18) as part of a 2-for-5, 3 RBI effort at the plate
- Put together a 10-game hit streak from May 1-22 that included five multi-hit efforts
- Recorded 15 multi-hit games and nine, multi-RBI games, both tied for the second most on the team

WISSAHICKON HIGH SCHOOL

- 2017 Perfect Game Honorable Mention All-American
- Three-time First-Team All-American Conference honoree at third base
- Named team captain his junior and senior years
- Third-Team All-American Conference pick at DH his freshman year (Suburban One League)
- Two-time First-Team All-Southeastern PA selection
- Third-team All-Southeastern PA
- 2017 Perfect Game First Team All-Region
- Coached by John Bernhardt
- Also played four years of basketball (forward) and three years on soccer team (forward); was basketball team captain his junior year

PERSONAL

- Son of Roger and Kathy Tappen
- Has one older sister, Taylor-Morgan, and one younger brother, Jackson
- Grandfather, Harry Tappen, played baseball and football at Thiel College (1959-62)

TAPPEN'S CAREER STATS

Year	Avg.	G-GS	AB	R	H	2B	3B	HR	RBI	TB	SLG%	BB	HP	K	GDP	OB%	SF	SH	SB-A	E	FLD%
2018	.262	54-54	210	24	55	13	1	4	36	82	.390	14	6	37	6	.321	4	2	3-5	4	.962
2019	.228	46-34	127	28	29	5	0	3	23	43	.339	11	4	24	4	.303	3	0	4-5	1	.982
TOTAL	.249	100-88	337	52	84	18	1	7	59	125	.371	25	10	61	10	.314	7	2	7-10	5	.969



MIKE VASIL **48**

RHP • So. • 6-4 • 225 • R-R
Wellesley, Mass.
Boston College

2019

- Made 12 starts on the mound and made one relief appearance as a true freshman
- Was in the weekend rotation for the duration of the season
- Logged 57.2 innings pitched, the third most on the staff
- Combined for a shutout in his first collegiate win on March 4 against Wagner
- Struck out a season-high seven batters in 6.2 innings in a 6-5, series clinching win at Notre Dame on April 6
- Went seven innings, allowed two runs and struck out four in a 10-2 win over then-No. 5 Louisville on May 10

BOSTON COLLEGE HIGH SCHOOL

- The 2017 Massachusetts Player of the Year
- First Team All-State pick by USA Today
- Went 22-4 with a 1.06 ERA in 191 innings pitched while striking out 217 in his prep career
- Rated as the No. 1 overall player in the state of Massachusetts and 7th best pitcher in the country by Perfect Game
- Three-time Boston Globe and Boston Herald All Scholastic Team
- Earned All-Conference accolades in basketball as a senior
- Earned BC High's 2018 Scholar Athlete Award
- Rated the No. 2 Freshman in the ACC by Perfect Game prior to the 2019 season

PERSONAL

- Born in Boston, Mass.
- Son of Gregory and Katherine Vasil
- Has an older sister, Kristina

VASIL'S CAREER STATS

Year	ERA	W-L	G-GS	CG	SHO/CBO	SV	IP	H	R	ER	BB	K	BAA	WP	HBP	BK
2019	5.93	2-6	13-12	0	0/1	0	57.2	68	39	38	22	40	.294	6	3	2



KYLE
WHITTEN **38**

RHP • Jr. • 6-3 • 190 • R-R
Manassas Va.
Osborn Park

2019

- One of five Cavaliers to earn ACC All-Academic Team honors and was also listed on the ACC Academic Honor Roll
- Appeared in a team-high 27 games, all out of the bullpen
- His nine saves were the most on the team and tied for the third most in the ACC
- Credited with wins against Pittsburgh (March 23), VCU (May 14) and Virginia Tech (May 16)
- Saved both ends of the April 6 doubleheader at Notre Dame, the first Cavalier to do so since Branden Kline in 2011
- Was the winning pitcher against Virginia Tech on May 16, the longest game (duration) in UVA history. He tossed two scoreless innings and struck out a pair of batters
- Jumped into the closer role beginning March 15 at Georgia Tech, his first collegiate save. Allowed two earned runs over 10 appearances beginning at GT and recorded six saves in that span
- Five of his nine saves came in ACC play

2018

- Made 18 appearances with starts against Liberty (4/18), VCU (5/1) and Richmond (5/15)
- Listed on the ACC Academic Honor Roll
- Struck out 27 batters in 26.1 innings pitched
- In 10 of his 15 relief appearances, did not allow a run
- Credited with wins over Yale (3/4) and Liberty (4/18)
- In his first collegiate start on April 18 vs. Liberty, allowed one run over 4.2 innings pitched while allowing one run

OSBOURN HIGH SCHOOL

- Named First-Team All-State after his senior season in 2017
- Three-time All-County and All-Conference 8 selection
- Was First-Team All-Region pick his junior and senior seasons
- Was 5-2 with 1.94 ERA, 73 strikeouts in 47 innings his senior year
- Also batted .451 with one home run in 2017
- Four-year varsity letterman and three-year team captain
- Named team MVP his senior year
- Coached by Jack Ferrick
- Four-year academic letterman and scholar-athlete

PERSONAL

- Son of Ron and Kim Whitten
- Has one older sister, Taylor
- Father player baseball at UVA-Wise

WHITTEN'S CAREER STATS

Year	ERA	W-L	G-GS	CG	SHO/CBO	SV	IP	H	R	ER	BB	K	BAA	WP	HBP	BK
2018	5.81	2-1	18-3	0	0/1	0	26.1	26	18	17	22	27	.271	2	5	0
2019	5.97	3-1	27-0	0	0/0	9	31.2	39	22	21	15	29	.302	5	1	0
TOTAL	5.90	5-2	45-3	0	0/1	9	58.0	65	40	38	37	56	.289	7	6	0



MATT
WYATT **15**

RHP • Fr. • 6-4 • 210 • R-R
Towson, Md.
Loyala Blakefield

LOYOLA BLAKEFIELD HIGH SCHOOL

- Four-year baseball letterwinner at LBHS
- An All-Conference performer in each of his last two prep seasons
- No. 1 RHP in the state of Maryland according to Perfect Game

PERSONAL

- Son of Michael and Courtney Wyatt
- Has an older brother, Clark

2019 SEASON IN REVIEW

Cavaliers win 10 of last 15 fall just short of NCAA Tournament

No. 700

- The 2019 regular season ended on a high note as head coach Brian O'Connor recorded career win No. 700 after the Cavaliers defeated Virginia Tech, 5-3 in Blacksburg, clinching the series in the process.
- O'Connor became the ninth coach in ACC history to accumulate 700 career wins.
- Already the program's all-time leader in wins, O'Connor ranks third among active coaches with a .708 winning percentage.

FIRST IMPRESSIONS

- Charlottesville native and first-year second baseman Nic Kent emerged as one of the Cavaliers' top players in 2019.
- Kent earned First Team All-ACC honors becoming the first UVA freshman to land on the first team since 2009 and the first Cavalier position player since 1973 to garner first team honors.
- Kent went on to earn First Team ABCA All-Region honors and was recognized on D1Baseball and Collegiate Baseball Freshman All-America teams.
- The right-handed swinging Kent co-led the team with 42 RBI, the first freshman since Jon Benick in 1999 to lead the Cavaliers in runs batted in.

FINISHING STRONG

- Virginia nearly played itself into an NCAA Regional by winning 10 of its last 14 games including a home series win against then-No. 5 Louisville on May 10-11.
- The Cavaliers fell in 10 innings in the ACC Tournament opener to then-No. 19 North Carolina and dropped a 10-3 decision to then-No. 16 Miami, crippling their chances of making the field of 64.

LATE SENIOR SURGE

- After coming out of the bullpen for the majority of the season, senior Chesdin Harrington was thrust into a starting role and he responded with quality starts in series clinching wins over then-No. 5 Louisville (6.0 IP, 3 ER) and Virginia Tech (7.0 IP, 2 ER) late in the year.
- He was called on again, pitching on four-days rest against North Carolina in the ACC Tournament where he struck out eight batters in 5.1 innings in a no-decision.
- Harrington announced after the season that he would return to Virginia for a fifth year of eligibility and pursue his master's degree.

CLOSE CALLS

- The margin of error for the Cavaliers was small for the second-straight season. UVA played in 14 one-run games, including eight in ACC play.
- The Cavaliers went 2-6 in one-run games against ACC foes, including rubber matches vs. Georgia Tech, then No. 4 NC State and then-No. 15 North Carolina.
- Virginia was 6-8 overall in one-run contest in 2019 and have been on the short end of 16 one-run contests the last two seasons.

DOUBLE DIPPING

- Virginia played seven doubleheaders the most since 2000, five of them occurred in ACC play. The Cavaliers were 7-7 overall in twin bills and 4-6 against conference foes.

GELOF STREAK

- In his collegiate debut against eventual National Champion and then-No. 2 Vanderbilt, freshman Zack Gelof went 4-for-5 with three doubles and four RBI. The three doubles in the contest matched a school record.
- Gelof went on to reach base in the first 28 games of his college career, the second longest streak by a freshman in school history. In that span he put together a 17-game hit streak, the longest by a UVA freshman since 2000.
- The Rehoboth Beach native started all 56 games at third base and was third on the team with a .313 batting average.



Nic Kent

STEADY AT SHORT

- Shortstop Tanner Morris was one of the ACC's top hitters in 2019, turning in a batting average of .345, the seventh highest in the league.
- In a talent-rich position, Morris earned Third Team All-ACC honors after getting the All-Freshman nod in 2018.
- Morris started all 56 games at shortstop for Virginia and the final 85 of his Virginia career.
- The left-handed hitting shortstop racked up 21 doubles, the sixth most in a single-season in UVA history and the fourth-most in the ACC in 2019.

MLB DRAFT SUCCESS

- Virginia had three players selected in the 2019 MLB Draft marking the 16th time in the last 17 years three or more Cavaliers have been taken in the MLB Draft. A total of 84 of the 132 all-time selections at Virginia have come under head coach Brian O'Connor.
- Tanner Morris was the Cavaliers highest selection going in the fifth round (147th overall) to the Toronto Blue Jays as a draft eligible sophomore.
- Virginia is one of four schools nationally (Arkansas, Florida & Rice) to have a pick in the first five rounds in each of the last 10 MLB Drafts.

HOME COOKING

- The victory on April 24th against James Madison was the 20th of the season for the Cavaliers. Virginia has won 20 or more games at home in all but one season (2015) since Brian O'Connor took over the program in 2004.
- Virginia is 448-123 (.785) overall and 107-53 (.669) in ACC play at Disharoon Park during O'Connor's tenure.



Chesdin Harrington

2019 SEASON IN REVIEW

INAUGURAL MLB4 TOURNAMENT

- Virginia played three ranked foes (No. 2 Vanderbilt, No. 17 TCU & No. 24 Cal State Fullerton) in the inaugural MLB4 Collegiate Baseball Tournament in Scottsdale, Ariz. to open the 2019 season.
- It marked the first time in school history Virginia played three-ranked opponents to start a season and Vanderbilt was the highest ranked team to open the season since 2010 when it started up with a three-game series at No. 11 East Carolina.
- Against Vanderbilt, an eight-run third inning doomed Virginia in a 15-9 loss in a game that aired live on MLB Network. On Saturday against TCU, the Cavaliers fell behind 7-0 after the first inning and could not recover. In the tournament finale, Cal State Fullerton scored three runs in the top of the ninth to wipe away a 5-3 Virginia advantage.
- Virginia went winless on opening weekend for the first time since 2003 when it dropped its first three games at Auburn.



Tanner Morris

Overall Record: 32-24

ACC Record & Finish: 14-16 / 5th in Coastal/ 9th overall

Postseason Finish: 0-2 in Pool D play at ACC Tournament as No. 9 seed, did not qualify for NCAA Tournament.

Final National Ranking: n/a

Special Award Winners

Chesdin Harrington - ACC Postgrad Scholarship; Ernest H. Ern Award, Wahoowa Award

Freshman All-Americans

Nic Kent (D1Baseball – Second Team & Collegiate Baseball Newspaper)

All-ACC

2B Nic Kent (1st Team & All-Freshman Team),
SS Tanner Morris (3rd Team)

ABCA All-Region

2B Nic Kent (1st Team)

VaSID All-State

Tanner Morris (co-Player of the Year & 1st Team)
Nic Kent (1st Team)
Zack Gelof (2nd Team)
Brendan Rivoli (2nd Team)

ACC Academic Honor Roll

Andrew Abbott
Drew Blakely
Nate Eikhoff
Drew Hamrock
Chesdin Harrington
Jalen Harrison
Christian Hlinka
Sen Keneally
Nic Kent
Zach Messinger
Cristian Sanchez
Cameron Simmons
Evan Sperling
Jimmy Sullivan
Jack Weiller
Kyle Whitten
Riley Wilson

ACC All-Academic Team

Andrew Abbott
Chesdin Harrington
Nic Kent
Kyle Whitten
Riley Wilson

**School record five selections*

MLB Draft Selections

Tanner Morris – 5th Round (147th Overall) – Toronto Blue Jays;
Noah Murdock – 7th Round (199th overall) – Kansas City Royals;
Cameron Simmons – 20th Round (590th Overall) – Chicago White Sox;
Riley Wilson – Free Agent – Philadelphia Phillies

MISCELLANEOUS STATS

HITTING STREAKS

	Longest	Final
Zack Gelof	17	-
Brendan Rivoli	13	-
Nic Kent	13	13
Tanner Morris	12	1
Cameron Simmons	11	1
Nate Eikhoff	9	-
Logan Michaels	7	-
Alex Tappen	6	2
Cayman Richardson	6	-
Jack Weiller	4	4
Devin Ortiz	3	1
Cameron Comer	3	3
Drew Hamrock	2	-
Jack Dragum	1	1

REACHED BASE STREAKS

	Longest	Final
Zack Gelof	28	12
Cameron Simmons	21	1
Nic Kent	16	16
Tanner Morris	16	16
Nate Eikhoff	16	-
Brendan Rivoli	14	-
Cayman Richardson	11	-
Logan Michaels	10	-
Jack Weiller	8	8
Alex Tappen	6	2
Cameron Comer	5	3
Devin Ortiz	3	1
Drew Hamrock	3	-
Ben Harris	1	-
Jack Dragum	1	1

MULTIPLE-HIT GAMES

	2	3	4	5+	Total
Tanner Morris	16	8	-	-	24
Brendan Rivoli	16	4	1	-	21
Zack Gelof	13	6	1	-	20
Nic Kent	14	3	2	-	19
Cameron Simmons	16	1	-	-	17
Nate Eikhoff	7	4	-	-	11
Logan Michaels	10	1	-	-	11
Cayman Richardson	6	3	1	-	10
Alex Tappen	6	1	-	-	7
Jack Weiller	5	-	1	-	6
Devin Ortiz	2	-	-	-	2
Drew Hamrock	1	-	-	-	1
Cameron Comer	1	-	-	-	1
TEAM	113	31	6	-	150

MULTIPLE RBI GAMES

	2	3	4	5+	Total
Nic Kent	9	1	1	-	11
Cameron Simmons	6	2	2	-	10
Brendan Rivoli	2	5	1	-	8
Tanner Morris	4	1	1	1	7
Nate Eikhoff	5	2	-	-	7
Zack Gelof	2	1	3	-	6
Alex Tappen	3	2	1	-	6
Logan Michaels	4	-	-	-	4
Jack Weiller	4	-	-	-	4
Cayman Richardson	3	-	-	-	3
Cameron Comer	1	-	-	-	1
Devin Ortiz	1	-	-	-	1
Drew Hamrock	1	-	-	-	1
TEAM	45	14	9	1	69

2019 RESULTS

RECORD: 32-24 **HOME:** 23-10 **AWAY:** 9-9 **NEUTRAL:** 0-5 **ACC:** 14-16

Date	Opponent	W/L	Score	R-H-E	R-H-E	Inns	Overall	ACC	Pitcher of Record	Atten. Time
Feb 15, 2019	vs #2 Vanderbilt ¹	L	9-15	9-11-1	15-17-1	9	0-1-0	0-0-0	McGarry, G. (L 0-1)	1747 4:04
Feb 16, 2019	vs #17 TCU ¹	L	4-9	4-8-1	9-14-3	9	0-2-0	0-0-0	Vasil, M. (L 0-1)	2176 3:24
Feb 17, 2019	vs #24 Cal St. Fullerton ¹	L	5-6	5-8-0	6-10-2	9	0-3-0	0-0-0	Abbott, A. (L 0-1)	1738 3:21
Feb 19, 2019	VMI	W	9-0	9-6-1	0-2-0	9	1-3-0	0-0-0	Messinger (W 1-0)	2648 2:42
Feb 22, 2019	VILLANOVA-1	W	7-2	7-9-0	2-4-0	9	2-3-0	0-0-0	McGarry, G. (W 1-1)	- 2:53
Feb 22, 2019	VILLANOVA-2	W	7-3	7-11-0	3-5-0	9	3-3-0	0-0-0	Abbott, A. (W 1-1)	5789 3:28
Feb 24, 2019	VILLANOVA	W	10-2	10-14-0	2-5-4	9	4-3-0	0-0-0	Kosanovich (W 1-0)	3129 3:19
Feb 26, 2019	WILLIAM & MARY	L	3-9	3-8-3	9-12-1	9	4-4-0	0-0-0	Sperling, E. (L 0-1)	2715 3:31
Mar 02, 2019	SETON HALL-1	L	0-3	0-3-0	3-11-0	9	4-5-0	0-0-0	Murdock, N. (L 0-1)	2803 2:35
Mar 02, 2019	SETON HALL-2	W	4-0	4-7-1	0-5-2	9	5-5-0	0-0-0	McGarry, G. (W 2-1)	3356 2:51
Mar 04, 2019	WAGNER	W	14-0	14-17-1	0-4-5	9	6-5-0	0-0-0	Vasil, M. (W 1-1)	2572 2:58
Mar 06, 2019	WAGNER	W	18-9	18-17-2	9-11-1	9	7-5-0	0-0-0	Bales, B. (W 1-0)	2594 4:01
Mar 09, 2019	DUKE*	W	11-3	11-11-1	3-6-1	9	8-5-0	1-0-0	Kosanovich (W 2-0)	2857 3:50
Mar 10, 2019	DUKE-1*	L	1-2	1-7-0	2-9-2	9	8-6-0	1-1-0	McGarry, G. (L 2-2)	3047 3:04
Mar 10, 2019	DUKE-2*	L	6-8	6-10-2	8-11-1	9	8-7-0	1-2-0	Vasil, M. (L 1-2)	3286 4:09
Mar 13, 2019	at Liberty	L	5-14	5-8-1	14-14-0	9	8-8-0	1-2-0	Whitten, K. (L 0-1)	1664 3:34
Mar 15, 2019	at Georgia Tech*	W	9-8	9-13-1	8-15-0	9	9-8-0	2-2-0	Ortiz, D. (W 1-0)	1055 4:09
Mar 16, 2019	at Georgia Tech*	L	3-7	3-8-0	7-13-2	9	9-9-0	2-3-0	McGarry, G. (L 2-3)	986 3:20
Mar 17, 2019	at Georgia Tech*	L	5-6	5-11-1	6-9-0	9	9-10-0	2-4-0	Vasil, M. (L 1-3)	1031 2:55
Mar 20, 2019	UCONN	W	6-3	6-7-1	3-4-1	9	10-10-0	2-4-0	Kosanovich (W 3-0)	2693 3:01
Mar 22, 2019	PITTSBURGH*	W	13-3	13-16-0	3-8-2	9	11-10-0	3-4-0	Murdock, N. (W 1-1)	2800 3:30
Mar 23, 2019	PITTSBURGH*	W	7-5	7-12-2	5-8-2	9	12-10-0	4-4-0	Whitten, K. (W 1-1)	3080 3:34
Mar 24, 2019	PITTSBURGH*	W	5-2	5-6-0	2-8-1	9	13-10-0	5-4-0	Kosanovich (W 4-0)	3626 2:53
Mar 26, 2019	LONGWOOD	W	13-4	13-17-1	4-11-2	9	14-10-0	5-4-0	Harrington C (W 1-0)	2678 4:04
Mar 27, 2019	RICHMOND	W	5-1	5-7-1	1-5-1	9	15-10-0	5-4-0	Donahue, G. (W 1-0)	2698 3:24
Mar 29, 2019	at #4 NC State*	W	4-3	4-12-0	3-7-0	9	16-10-0	6-4-0	Abbott, A. (W 2-1)	3048 3:29
Mar 30, 2019	at #4 NC State*	L	0-3	0-6-0	3-8-0	9	16-11-0	6-5-0	Murdock, N. (L 1-2)	3048 2:20
Mar 31, 2019	at #4 NC State*	L	7-8	7-11-0	8-12-2	9	16-12-0	6-6-0	Harrington C (L 1-1)	3048 3:39
Apr 02, 2019	OLD DOMINION	W	4-2	4-8-1	2-7-0	9	17-12-0	6-6-0	Ortiz, D. (W 2-0)	2813 3:22
Apr 05, 2019	at Notre Dame*	L	2-5	2-9-0	5-9-1	9	17-13-0	6-7-0	McGarry, G. (L 2-4)	372 2:45
Apr 06, 2019	at Notre Dame-1*	W	12-7	12-12-2	7-11-3	9	18-13-0	7-7-0	Murdock, N. (W 2-2)	- 3:55
Apr 06, 2019	at Notre Dame-2*	W	6-5	6-7-3	5-9-0	9	19-13-0	8-7-0	Wilson, R. (W 1-0)	601 3:23
Apr 09, 2019	at James Madison	W	9-3	9-10-2	3-6-4	9	20-13-0	8-7-0	Donahue, G. (W 2-0)	1227 3:33
Apr 10, 2019	NORFOLK ST.	W	14-4	14-15-0	4-7-2	9	21-13-0	8-7-0	Harrington C (W 2-1)	2713 3:02
Apr 13, 2019	MIAMI (FL)-1*	L	6-9	6-11-0	9-13-2	9	21-14-0	8-8-0	Murdock, N. (L 2-3)	2989 3:18
Apr 13, 2019	MIAMI (FL)-2*	L	1-2	1-3-0	2-6-0	9	21-15-0	8-9-0	McGarry, G. (L 2-5)	3666 3:07
Apr 14, 2019	MIAMI (FL)*	L	1-3	1-9-0	3-6-1	9	21-16-0	8-10-0	Messinger (L 1-1)	4209 3:04
Apr 16, 2019	RADFORD	W	6-3	6-9-1	3-10-0	9	22-16-0	8-10-0	Messinger (W 2-1)	2897 3:08
Apr 18, 2019	FLORIDA ST.*	L	2-14	2-9-0	14-13-3	9	22-17-0	8-11-0	Vasil, M. (L 2-3)	3146 3:36
Apr 20, 2019	FLORIDA ST.-1*	L	3-5	3-8-0	5-9-5	9	22-18-0	8-12-0	Murdock, N. (L 2-4)	3753 3:30
Apr 20, 2019	FLORIDA ST.-2*	W	13-3	13-13-0	3-6-1	9	23-18-0	9-12-0	McGarry, G. (W 3-5)	3928 3:27
Apr 23, 2019	LIBERTY	W	6-3	6-11-0	3-6-1	9	24-18-0	9-12-0	Harrington C (W 3-1)	2908 3:01
Apr 24, 2019	JAMES MADISON	W	2-1	2-4-1	1-3-1	9	25-18-0	9-12-0	Ortiz, D. (W 3-0)	3070 2:48
Apr 26, 2019	at #15 North Carolina*	W	12-5	12-13-1	5-10-4	9	26-18-0	10-12-0	Murdock, N. (W 3-4)	2639 3:44
Apr 27, 2019	at #15 North Carolina*	L	4-5	4-11-1	5-9-0	9	26-19-0	10-13-0	Abbott, A. (L 2-2)	3327 3:38
Apr 28, 2019	at #15 North Carolina*	L	4-5	4-10-2	5-11-1	9	26-20-0	10-14-0	Vasil, M. (L 1-5)	2981 3:30
Apr 30, 2019	at VCU	W	3-2	3-8-0	2-5-0	9	27-20-0	10-14-0	Ortiz, D. (W 4-0)	3890 2:53
May 10, 2019	#5 LOUISVILLE-1*	L	7-15	7-9-1	15-15-0	9	27-21-0	10-15-0	Murdock, N. (L 3-5)	3100 3:36
May 10, 2019	#5 LOUISVILLE-2*	W	10-2	10-13-1	2-7-1	9	28-21-0	11-15-0	Vasil, M. (W 2-5)	3639 3:01
May 11, 2019	#5 LOUISVILLE*	W	12-6	12-16-3	6-8-4	9	29-21-0	12-15-0	Harrington C (W 4-1)	3319 3:38
May 14, 2019	VCU	W	8-7	8-11-0	7-12-2	9	30-21-0	12-15-0	Whitten, K. (W 2-1)	3147 3:19
May 16, 2019	at Virginia Tech*	W	8-6	8-14-0	6-15-2	(11)	31-21-0	13-15-0	Whitten, K. (W 3-1)	872 5:30
May 17, 2019	at Virginia Tech*	W	5-3	5-10-0	3-7-0	9	32-21-0	14-15-0	Harrington C (W 5-1)	631 3:01
May 18, 2019	at Virginia Tech*	L	4-8	4-12-2	8-12-3	9	32-22-0	14-16-0	Vasil, M. (L 2-6)	1085 3:58
2 May 22, 2019	vs #19 North Carolina ²	L	2-3	2-9-2	3-8-0	(10)	32-23-0	14-16-0	Abbott, A. (L 2-3)	3190 3:30
2 May 23, 2019	vs #16 Miami (FL) ²	L	3-10	3-8-3	10-9-3	9	32-24-0	14-16-0	Murdock, N. (L 3-6)	2577 3:38

* = Conference game

1 = MLB4 Collegiate Baseball Tournament (Scottsdale, Ariz.)

2 = ACC Tournament (Durham, N.C.)

() extra inning game

2019 OVERALL STATISTICS

RECORD: 32-24 **HOME:** 23-10 **AWAY:** 9-9 **NEUTRAL:** 0-5 **ACC:** 14-16

PLAYER	AVG	GP-GS	AB	R	H	2B	3B	HR	RBI	TB	SLG%	BB	HBP	SO	GDP	OB%	SF	SH	SB-ATT	PO	A	E	FLD%
Tanner Morris	.345	56-56	223	56	77	21	0	5	38	113	.507	41	4	38	3	.452	2	0	3-4	69	108	11	.941
Nic Kent	.337	55-52	202	38	68	9	3	3	42	92	.455	25	5	37	0	.417	3	12	17-21	84	128	6	.972
Brendan Rivoli	.320	51-51	206	39	66	13	1	5	42	96	.466	13	11	29	2	.386	3	0	5-7	43	0	2	.956
Zack Gelof	.313	56-56	227	38	71	13	0	2	32	90	.396	24	3	52	6	.377	6	4	16-19	41	77	8	.937
Cayman Richardson	.270	51-44	163	29	44	5	3	1	16	58	.356	12	3	46	4	.328	2	7	4-7	74	4	4	.951
Nate Eikhoff	.265	56-56	204	30	54	10	2	3	32	77	.377	23	3	38	8	.342	4	6	3-3	400	60	5	.989
Cameron Simmons	.260	55-55	208	38	54	12	0	5	34	81	.389	27	8	51	3	.363	2	0	12-12	153	3	3	.981

Devin Ortiz	.421	10-5	19	8	8	0	0	1	3	11	.579	2	1	3	1	.478	1	1	0-0	3	7	0	1.000
Logan Michaels	.311	45-39	135	20	42	4	0	0	20	46	.341	7	8	12	4	.380	0	5	3-4	326	32	2	.994
Jack Weiller	.266	43-28	109	12	29	9	0	0	20	38	.349	13	2	10	6	.341	5	3	0-1	8	1	0	1.000
Drew Hamrock	.259	23-6	27	8	7	2	0	0	3	9	.333	3	2	9	0	.375	0	0	2-3	27	2	1	.967
Alex Tappen	.228	46-34	127	28	29	5	0	3	23	43	.339	11	4	24	4	.303	3	0	4-5	53	1	1	.982
Cameron Comer	.226	24-18	53	14	12	3	0	0	6	15	.283	17	1	16	0	.411	2	0	0-0	150	13	1	.994
Jack Dragum	.154	10-4	13	1	2	0	0	0	1	2	.154	2	0	3	0	.267	0	0	0-0	9	9	0	1.000
Ben Harris	.000	6-0	4	0	0	0	0	0	0	0	.000	1	0	2	0	.200	0	0	0-0	2	0	0	1.000
Will Allocca	.000	5-0	4	0	0	0	0	0	0	0	.000	0	0	1	0	.000	0	0	0-0	3	1	0	1.000
Drew Blakely	.000	1-0	1	0	0	0	0	0	0	0	.000	0	0	0	0	.000	0	0	0-0	0	0	0	.000
Totals	.292	56-56	1925	359	563	106	9	28	312	771	.401	221	55	371	41	.376	33	38	69-86	1490	503	47	.977
Opponents	.259	56-56	1916	284	497	90	8	40	264	723	.377	273	48	505	26	.362	20	23	36-51	1452	530	80	.961

LOB - Team (463), Opp (506). DPs turned - Team (33), Opp (51). CI - Team (0), Opp (2).

PLAYER	ERA	W-L	APP	GS	CG	SHO/CBO	SV	IP	H	R	ER	BB	SO	2B	3B	HR	AB	B/AVG	WP	HBP	BK	SFASHA	
Chesdin Harrington	3.49	5-1	21	3	0	0/1	0	59.1	65	27	23	16	64	13	2	7	233	.279	9	1	0	1	4
Mike Vasil	5.93	2-6	13	12	0	0/1	0	57.2	68	39	38	22	40	16	1	6	231	.294	6	3	2	3	1
Noah Murdock	6.30	3-6	14	14	0	0/0	0	74.1	92	57	52	33	69	16	2	9	305	.302	3	13	1	3	2

Devin Ortiz	1.78	4-0	18	0	0	0/0	1	35.1	29	8	7	9	38	6	0	1	135	.215	2	3	0	1	1
Billy Price	2.25	0-0	8	4	0	0/0	0	12.0	9	3	3	5	9	1	0	0	43	.209	2	0	0	0	2
Riley Wilson	3.60	1-0	24	0	0	0/1	1	25.0	21	11	10	21	34	4	1	1	93	.226	5	2	0	1	0
Andrew Abbott	3.89	2-3	24	2	0	0/1	3	44.0	40	23	19	25	59	6	0	2	163	.245	2	3	0	2	6
Zach Messinger	4.03	2-1	16	5	0	0/1	0	29.0	24	19	13	23	21	3	0	3	107	.224	6	2	0	3	1
Grant Donahue	4.20	2-0	10	0	0	0/0	0	15.0	17	7	7	6	19	3	0	0	60	.283	6	6	0	1	0
Blake Bales	4.32	1-0	12	1	0	0/1	0	16.2	13	8	8	13	15	2	1	1	61	.213	3	1	1	0	1
Griff McGarry	4.56	3-5	13	11	0	0/1	0	53.1	42	29	27	54	64	7	0	3	194	.216	5	3	0	3	2
Paul Kosanovich	4.85	4-0	16	1	0	0/1	0	26.0	32	15	14	8	18	3	1	3	103	.311	4	0	0	0	2
Kyle Whitten	5.97	3-1	27	0	0	0/0	9	31.2	39	22	21	15	29	10	0	4	129	.302	5	1	0	2	1
Evan Sperling	7.56	0-1	12	3	0	0/2	0	16.2	5	14	14	21	24	0	0	0	56	.089	3	8	0	0	0
Ben Harris	27.00	0-0	1	0	0	0/0	0	0.2	1	2	2	2	2	0	0	0	3	.333	0	2	0	0	0
Totals	4.68	32-24	56	56	0	3/3	14	496.2	497	284	258	273	505	90	8	40	1916	.259	61	48	4	20	23
Opponents	5.32	24-32	56	56	2	2/1	12	484.0	563	359	286	221	371	106	9	28	1925	.292	62	55	3	33	38

PB - Team (6), Michaels, L. 3, Comer, C. 2, Hamrock, D. 1, Opp (10). Pickoffs - Team (9), Whitten, K. 2, Michaels, L. 2, Vasil, M. 1, Harrington C 1, McGarry, G. 1, Wilson, R. 1, Murdock, N. 1, Opp (7).

2019 CONFERENCE STATISTICS

RECORD: 14-16 **HOME:** 7-8 **AWAY:** 7-8

Player	AVG	GP-GS	AB	R	H	2B	3B	HR	RBI	TB	SLG%	BB	HBP	SO	GDP	OB%	SF	SH	SB-ATT	PO	A	E	FLD%
Tanner Morris	.370	30-30	127	31	47	12	0	2	18	65	.512	20	1	22	2	.456	1	0	1-1	44	70	6	.950
Nic Kent	.333	30-30	120	22	40	8	3	1	22	57	.475	13	2	18	0	.404	1	6	10-10	47	79	2	.984
Cayman Richardson	.320	29-27	97	23	31	5	3	1	8	45	.464	8	1	21	2	.370	2	3	2-4	45	2	3	.940
Cameron Simmons	.299	30-30	117	22	35	9	0	3	19	53	.453	15	5	36	1	.399	1	0	4-4	88	2	1	.989
Brendan Rivoli	.284	27-27	116	17	33	5	1	2	22	46	.397	6	7	18	2	.357	0	0	5-5	25	0	2	.926
Zack Gelof	.282	30-30	124	17	35	4	0	2	15	45	.363	10	2	26	5	.336	4	3	7-8	22	45	2	.971
Nate Eikhoff	.229	30-30	109	18	25	5	0	2	13	36	.330	12	1	23	5	.304	3	3	1-1	221	38	3	.989

Devin Ortiz	.429	4-2	7	1	3	0	0	0	0	3	.429	0	0	2	0	.429	0	0	0-0	1	3	0	1.000
Jack Weiller	.293	24-18	75	7	22	7	0	0	11	29	.387	4	1	7	5	.333	1	1	0-1	4	1	0	1.000
Drew Hamrock	.286	9-0	7	1	2	0	0	0	0	2	.286	0	0	3	0	.286	0	0	0-1	8	0	0	1.000
Logan Michaels	.272	25-22	81	9	22	2	0	0	12	24	.296	4	2	9	1	.322	0	0	3-4	165	14	2	.989
Alex Tappen	.214	23-16	56	11	12	0	0	2	11	18	.321	4	3	13	2	.297	1	0	2-2	23	1	0	1.000
Cameron Comer	.179	11-8	28	4	5	1	0	0	3	6	.214	3	1	10	0	.273	1	0	0-0	68	3	1	.986
Jack Dragum	.000	2-0	1	0	0	0	0	0	0	0	.000	0	0	1	0	.000	0	0	0-0	1	2	0	1.000
Will Allocca	.000	2-0	1	0	0	0	0	0	0	0	.000	0	0	0	0	.000	0	0	0-0	3	0	0	1.000
Ben Harris	.000	2-0	1	0	0	0	0	0	0	0	.000	0	0	0	0	.000	0	0	0-0	0	0	0	.000
Totals	.292	30-30	1067	183	312	58	7	15	154	429	.402	99	26	209	25	.362	15	16	35-41	793	293	23	.979
Opponents	.279	30-30	1039	166	290	54	4	28	157	436	.420	147	25	240	16	.377	15	15	24-29	795	286	44	.961

LOB - Team (245), Opp (282). DPs turned - Team (20), Opp (30). IBB - Team (3), Weiller, J. 1, Rivoli, B. 1, Morris, T. 1, Opp (15). Picked off - Kent, N. 2, Rivoli, B. 1, Simmons, C. 1.

PLAYER	ERA	W-L	APP	GS	CG	SHO/CBO	SV	IP	H	R	ER	BB	SO	2B	3B	HR	AB	B/AVG	WP	HBP	BK	SFA	SHA
Chesdin Harrington	3.03	2-1	11-2	0	0/0	0	32.2	32	12	11	9	25	5	0	5	127	.252	5	1	0	1	3	
Griff McGarry	4.38	1-4	9-8	0	0/0	0	37.0	31	19	18	37	43	7	0	2	133	.233	5	2	0	3	2	
Mike Vasil	6.80	1-5	9-9	0	0/0	0	42.1	55	33	32	14	27	13	0	6	176	.313	5	2	2	3	1	
Noah Murdock	7.14	3-4	10-10	0	0/0	0	51.2	70	44	41	25	50	14	2	6	220	.318	2	11	1	2	1	

Blake Bales	0.00	0-0	4-0	0	0/0	0	5.0	1	0	0	2	5	0	0	0	16	.063	0	0	1	0	0	
Billy Price	0.00	0-0	2-0	0	0/0	0	1.0	0	0	0	0	0	0	0	0	3	.000	0	0	0	0	0	
Devin Ortiz	2.31	1-0	8-0	0	0/0	0	11.2	14	4	3	4	11	2	0	0	48	.292	0	0	0	1	1	
Grant Donahue	3.38	0-0	3-0	0	0/0	0	2.2	4	1	1	0	4	0	0	0	12	.333	3	1	0	0	0	
Kyle Whitten	3.63	2-0	14-0	0	0/0	5	17.1	15	8	7	9	12	3	0	3	63	.238	3	1	0	1	1	
Andrew Abbott	4.13	1-1	16-1	0	0/0	2	28.1	32	17	13	17	34	4	0	1	111	.288	1	2	0	1	5	
Riley Wilson	5.11	1-0	12-0	0	0/0	0	12.1	14	8	7	9	12	3	1	1	48	.292	2	1	0	1	0	
Paul Kosanovich	6.35	2-0	9-0	0	0/0	0	11.1	14	8	8	7	7	2	1	2	43	.326	2	0	0	0	1	
Zach Messinger	8.10	0-1	5-0	0	0/0	0	6.2	7	6	6	7	3	1	0	2	25	.280	2	0	0	2	0	
Evan Sperling	9.82	0-0	5-0	0	0/0	0	3.2	0	4	4	5	5	0	0	0	11	.000	0	2	0	0	0	
Ben Harris	27.00	0-0	1-0	0	0/0	0	0.2	1	2	2	2	2	0	0	0	3	.333	0	2	0	0	0	
Totals	5.21	14-16	30-30	0	0/0	7	264.1	290	166	153	147	240	54	4	28	1039	.279	30	25	4	15	15	
Opponents	4.92	16-14	30-30	2	1/0	10	265.0	312	183	145	99	209	58	7	15	1067	.292	26	26	0	15	16	

PB - Team (6), Michaels, L. 3, Comer, C. 2, Hamrock, D. 1, Opp (7). Pickoffs - Team (4), Whitten, K. 1, McGarry, G. 1, Murdock, N. 1, Wilson, R. 1, Opp (4). SBA/ATT - Michaels, L. (18-21), Comer, C. (6-6), Harrington C (4-5), Vasil, M. (5-5), Murdock, N. (1-4), McGarry, G. (4-4), Wilson, R. (3-4), Abbott, A. (3-3), Messinger (2-2), Bales, B. (1-1), Whitten, K. (1-1).

2019 ACC STANDINGS

ATLANTIC	ACC							OVERALL						
	W	L	T	Pct.	H	R	Last 10	W	L	T	Pct.	H	R	N
Louisville	21	9	0	.700	10-5	11-4	7-3	51	18	0	.739	33-8	15-4	3-6
NC State	18	12	0	.600	9-6	9-6	4-6	42	19	0	.689	23-8	15-7	4-4
Florida State	17	13	0	.567	10-5	7-8	7-3	42	23	0	.646	28-9	11-10	3-4
Clemson	15	15	0	.500	8-7	7-8	5-5	35	26	0	.574	21-12	10-12	4-2
Wake Forest	14	16	0	.467	8-7	6-9	4-6	31	26	0	.544	19-10	9-15	2-1
Notre Dame	13	17	0	.433	5-10	8-7	5-5	24	30	0	.444	11-13	10-11	3-6
Boston College	12	18	0	.400	6-9	6-9	7-3	31	27	0	.534	13-11	15-13	3-3
COASTAL														
Georgia Tech	19	11	0	.633	10-5	9-6	6-4	43	19	0	.694	26-11	13-7	3-1
Miami	18	12	0	.600	9-6	9-6	5-5	41	20	0	.672	25-9	13-9	3-2
*North Carolina	17	13	0	.567	11-4	6-9	8-2	46	19	0	.708	35-8	7-10	4-1
Duke	15	15	0	.500	7-8	8-7	6-4	35	27	0	.565	18-14	12-11	5-2
Virginia	14	16	0	.467	7-8	7-8	6-4	32	24	0	.571	23-10	9-9	0-5
Virginia Tech	9	21	0	.300	4-11	5-10	2-8	26	27	0	.491	14-15	10-12	2-0
Pitt	8	22	0	.267	6-9	2-13	4-6	21	34	0	.382	12-13	4-16	5-5

*Denotes ACC Tournament Champion

2019 ACC CHAMPIONSHIP

DURHAM, N.C.

Tuesday, May 21

Boston College 7, Clemson 5 (11)
Wake Forest 7, Florida State 4
Duke 10, Notre Dame 6

Wednesday, May 22

Boston College 5, Louisville 1
Georgia Tech 12, Notre Dame 6
North Carolina 3, Virginia 2 (10)

Thursday, May 23

Clemson 7, Louisville 1
Miami 10, Virginia 3
NC State 6, Wake Forest 5

Friday, May 24

Georgia Tech 5, Duke 4
North Carolina 7, Miami 5 (11)
Florida State 11, NC State 0

Saturday, May 25

UNC 13, Boston College 5
Georgia Tech 9, NC State 1

Sunday, May 26

North Carolina 10, Georgia Tech 2

- ACC Champion, % NCAA Regionals



DAVENPORT FIELD AT DISHAROON PARK

HISTORY

- Stadium underwent complete overhaul after the 2001 season, making it a premier college facility.
- Bermuda grass playing surface – known as Ted Davenport Field – was dedicated April 13, 2002, against Wake Forest in honor of Thomas “Ted” Edward Davenport, former Executive Director and Secretary/ Treasurer of Virginia Student Aid Foundation.
- Field was named for Davenport to recognize his dedication to student-athletes and leadership role in fundraising.
- Prior to the 2018 season, Virginia completed an 18.6 million expansion project that extended the concourse from the LF foul pole to the scoreboard in RF, nearly 1,000 new seats, a field level club, new hitting facility and coaches offices.
- On March 2, 2018 the stadium was renamed Davenport Field at Disharoon Park, in honor of Leslie B. Disharoon and Ann Merriwether Disharoon, long time donors and supporters of the program. The renaming was made possible by an anonymous donor.

STADIUM FACTS

- The stadium seats 5,359 (third largest in the ACC) and includes a canopied grandstand with nearly 3,000 chairback seats encircling the playing surface, left field bleacher seats, grass hillside seating down the left-field line, 140 permanent field level seats equipped with a lounge and seven suites for lease by fans and corporate sponsors.

FAN SUPPORT

- Disharoon Park welcomed its one millionth fan early in March 2015.
- Virginia has drawn over 1,000,000 fans since 2009, including over 100,000 fans in nine of the last 10 seasons.
- UVA averaged a program-record 3,749 spectators per game in 2014 and has ranked in the top 20 nationally in attendance each of the last 10 years.
- Disharoon Park provides one of the best home-field advantages in college baseball: UVA is 479-146 (.766) at home since 2004.
- The facility has played host to nine NCAA Regionals (2004, 2006, 2007, 2010, 2011, 2012, 2013, 2014, 2016) and five NCAA Super Regionals (2010, 2011, 2013, 2014, 2015).

DISHAROON PARK FACTS AND FIGURES

- Seating Capacity:** 5,359
- Field Dimensions:** 332-370-404-370-332
- Outfield Wall Height:** 6 feet in left and right field; 8 feet from left to right center
- Largest Single-Game Attendance:** 5,074 vs. UNC (April 14, 2012)
- Largest 3-Game Series Attendance:** 14,282 vs. North Carolina (April 18-20, 2014)
- Largest Season Attendance Average:** 3,749 (142,496 total), 2014
- Largest Season Attendance Total:** 142,496, 2014 (38 games)
- Total Attendance:** 1,420, 292 (17 seasons)
- Virginia's Overall Record in Facility:** 479-146 (.766)
- Virginia's ACC Record in Facility:** 155-83 (.651)
- Virginia's Record vs. State Opponents in Facility:** 120-22 (.845)
- First Game:** Feb. 16, 2002, vs. Bucknell
- First Night Game:** March 29, 2002, vs. North Carolina
- First Virginia Win:** Feb. 16, 2002, vs. Bucknell (10-3)
- First Virginia Loss:** Feb. 26, 2002, vs. VCU (13-7)
- First ACC Win:** March 15, 2002, vs. No. 1 Florida State (11-10)
- First Win Over Ranked Team:** March 15, 2002, vs. FSU (11-10)

ATTENDANCE AT DISHAROON PARK

Year	Total Att.	Avg. Att.	Dates	Record
2002	15,802	632	25	11-14
2003	16,298	582	28	19-9
2004	45,000	1,363	33	25-8
2005	41,100	1,141	36	31-5
2006	57,685	1,559	37	32-5
2007	65,661	1,774	37	28-9
2008	61,282	1,571	39	31-9
2009	51,473	1,513	34	29-6
2010	125,959	3,148	40	34-7
2011	125,355	3,298	38	35-5
2012	112,281	3,208	35	26-10
2013	124,374	3,189	39	35-5
2014	142,496	3,749	38	34-4
2015	83,825	3,644	23	13-10
2016	132,308	3,675	36	24-12
2017	107,202	3,248	34	28-6
2018	112,476	3,408	33	21-12
2019	101,668	3,177	33	23-10
18 years	1,521,960	2,503	608	479-146

DAVENPORT FIELD AT DISHAROON PARK



STADIUM FEATURES

- Wall padding and new stadium graphics were installed prior to the start of the 2016 season, including tributes to the 2015 National Championship team.
- A refurbished weight room was also unveiled prior to the 2016 campaign.
- A new outfield club, The Clubhouse, opened for the 2014 season.
- A \$1 million playing surface was installed during the summer of 2012, featuring a new irrigation/drainage system, sand-based field, FieldTurf collar behind home plate and synthetic warning track in foul territory.
- A new video board was unveiled for the 2013 season.
- A \$5 million renovation was completed in 2010, bringing a new clubhouse, opponent and umpire locker rooms, meeting, video and training rooms and hall of fame room as well as renovated indoor batting cages and a spacious weight room.
- Spacious home clubhouse was refurbished in 2010 and includes full-size wooden lockers, lounge area, team meeting and video rooms and kitchen as well as expanded training room and coaches' locker room/lounge.
- The stadium addition brought team meeting and video rooms as well as a Hall of Fame area.
- The climate-controlled indoor hitting and pitching facility includes three full-length batting cages and additional area for hitting drills as well as a regulation clay pitching mound, allowing the team to train during any weather conditions.
- Players can lift in the Disharoon Park weight room with the latest equipment and cardiovascular technology.

JPJ AMENITIES

- The 10,000-square foot academic center in John Paul Jones Arena features a large computer area, writing center and study space, including six private tutor rooms and 23 individual study carrels for all Virginia student-athletes to use.
- Cavalier baseball players utilize an athletes-only dining facility in John Paul Jones Arena with a serving and dining area of more than 7,900-square feet and seating capacity of 325.



RYAN ZIMMERMAN HITTING FACILITY



INDOOR PITCHING LAB




DISHAROON PARK WEIGHT ROOM



FIELD LEVEL CLUB



LOCKER ROOM



VIRGINIA BASEBALL HISTORY

PROGRAM HIGHLIGHTS

- 2015 National Champions
- 2,358 wins in 128-year program history
- 17 NCAA tournament appearances, including 14 straight from 2004-17
- Four College World Series appearances (2009, 2011, 2014, 2015)
- Four ACC championships (1972, 1996, 2009, 2011)
- 30 All-America and 72 First-Team All-ACC selections
- Six NCAA regional championships (2009, 2010, 2011, 2013, 2014, 2015)
- 42 former Virginia players have reached the majors, including one member of the Baseball Hall of Fame – Eppa Rixey
- 132 all-time selections in the MLB Draft
- 10 UVA players have competed on USA Baseball national teams



THE COLLEGE WORLD SERIES SINCE 2009

	School	CWS Apps	National Championships	Title Game Apps
1.	Florida	7	1	1
2.	Arkansas	5	0	1
3.	VIRGINIA	4	1	2
	Vanderbilt	4	2	3
	LSU	4	1	2
	Florida State	4	0	0
	North Carolina	4	0	0
	TCU	4	0	0
	Texas	4	0	0
	Texas Tech	4	0	0

RECENT EXCELLENCE

THE O'CONNOR ERA (SINCE 2004)

- Named the D1Baseball.com ACC Program of the Decade (2010s) and Brian O'Connor the ACC Coach of the Decade.
- Virginia has accumulated 435 wins over the last nine seasons, the seventh most of any college baseball program.
- UVA has won 700 games since 2004 – an average of more than 43 victories per season.
- UVA has four 50-win seasons: 2010 (51), 2011 (56), 2013 (50) and 2014 (53).

THE TOURNAMENT STREAK

- Virginia qualified for 14-straight NCAA tournaments from 2004-17
- Virginia is one of 16 programs in Division I history to have a streak of at least 14 consecutive NCAA tournament appearances.



Tyler Cannon

VIRGINIA BASEBALL HISTORY



NCAA TOURNAMENT SUCCESS

- UVA has won 42 NCAA tournament games since 2009 – tied for the fourth most in the nation in that span.
- 12 of the 42 tournament wins since 2009 have come in the College World Series.
- Virginia has earned four national seeds in the NCAA Tournament, including the No. 1 overall seed in 2011.

BRINGING HOME THE HARDWARE

- Virginia has made four College World Series appearances, including two trips to the CWS Finals.
- UVA has won six NCAA Regional and four Super Regional championships since 2009.
- UVA earned the 2010 and 2011 ACC Coastal Division Championships (regular season).
- Virginia has made four appearances in the ACC Championship game, including titles in 2009 and 2011.

NATIONAL RECOGNITION

- UVA reached the No. 1 national ranking in the polls in 2010, 2011, 2014 and 2015.
- Twenty-seven Cavaliers have earned All-America selections in the last 16 seasons.
- Brian O'Connor has been named National Coach of the Year on three occasions.

SUCCESS AT NEXT LEVEL

- 84 Cavaliers have been selected in the MLB Draft in the last 16 years.
- Virginia had a first round draft pick for five-straight seasons beginning in 2014, the only program in the country to accomplish the feat in that span
- Under Brian O'Connor, 20 former Cavaliers have reached the big leagues.
- The 15 to reach MLB (in chronological order): Ryan Zimmerman, Mark Reynolds, Joe Koshansky, Brandon Guyer, Mike Ballard, Michael Schwimer, Sean Doolittle, David Adams, Phil Gosselin, Kyle Crockett, Chris Taylor, Jarrett Parker, Tyler Wilson, John Hicks, Derek Fisher, Adam Haseley, Danny Hultzen, Branden Kline, Josh Sborz and Matt Thaiss

- Doolittle (twice) and Zimmerman each have been named MLB All-Stars and were key contributors in the Nationals' 2019 World Series Championship



Ryan Zimmerman

- Fisher and Taylor squared off against each other in the 2017 World Series. Fisher became the 2nd Cavalier to win a World Series
- Taylor has played in back-to-back World Series with the Dodgers in 2017 & 2018

FANS FLOCK TO THE DISH

- Disharoon Park has nearly doubled in seating capacity since opening its doors in 2002; the facility currently seats 5,359.
- Record crowds have flocked to Disharoon Park, as UVA ranked among



VIRGINIA BASEBALL BY THE NUMBERS

2,359 All-Time Wins

435 Wins Since 2010
(Seventh most in the nation)

4 College World Series Appearances

132 MLB Draft Selections

45 Major Leaguers

13 Former Cavaliers Played in MLB in 2019

14 Consecutive NCAA Tournament Appearances 2004-17
(1 of 16 programs ever to reach 14-straight)

9 Years as NCAA Regional Host Since 2004

4 50-Win Seasons

43 Average Wins Over Last 16 Seasons

9 Top-20 ERA Rankings Over Last 16 Seasons

the top 40 nationally in home attendance each the last 10 years, including top 20 rankings each of the last nine seasons.

- Virginia's attendance has increased by over 800 percent since 2003.

- UVA drew more than 100,000 fans in nine of the last 10 years, including a school-record total (142,496) and average (3,749) attendance in 2014.

PITCHING EXCELLENCE

- UVA routinely has one of the top pitching staffs in the country, with a top-three ERA nationally in six of the last 13 years.
- Virginia ranked No. 1 nationally in ERA in 2011 and earned a No. 2 standing in 2014.

2015 NATIONAL CHAMPIONS

TD AMERITRADE PARK OMAHA; OMAHA, NEB.

A year after falling just short at the CWS Finals, Virginia entered the 2015 NCAA Tournament as a longshot. The Cavaliers banded together though to make a remarkable run to Virginia's first NCAA championship.


The Cavaliers battled through a tumultuous, injury-riddled regular season, and were not a lock to even make the 10-team ACC tournament until winning five of their final six league games – including a series sweep at North Carolina – to punch a ticket to the postseason.

Even then, UVA lost its final three games at the ACC tournament before earning a bid to the NCAA tournament as a No. 3 seed in the Lake Elsinore Regional.

The storybook tournament run turned program stalwarts Brandon Waddell, Josh Sborz, Kenny Towns and Nathan Kirby into legends, but more heroes emerged along the way.

Freshmen Adam Haseley, Ernie Clement and Pavin Smith performed like sage veterans, each coming up with head-turning performances at critical times throughout the tournament. Seldom-used senior Thomas Woodruff had the game of his life in Game 2 of the CWS Finals as UVA staved off elimination.

The long and challenging road led to the ultimate coronation – an Omaha dogpile.



ROSTER

2	John La Prise	INF/OF	Jr.
4	Ernie Clement	INF	Fr.
5	Kevin Radford	INF	Sr.
6	Matt Doughty	RHP	Fr.
7	Adam Haseley	LHP/OF	Fr.
8	Robbie Coman	C	Jr.
9	Kenny Towns	INF	Sr.
10	Pavin Smith	1B/OF	Fr.
11	Bennett Sousa	LHP	Fr.
12	Charlie Cody	INF/OF	Fr.
13	Alec Bettinger	RHP	So.
14	Derek Casey	RHP	Fr.
16	Tommy Doyle	RHP	Fr.
17	Jack Roberts	RHP	So.
18	Justin Novak	INF/C	Fr.
19	Nathan Kirby	LHP	Jr.
20	Brandon Waddell	LHP	Jr.
21	Matt Thaiss	C	So.
22	Daniel Pinero	INF	So.
23	Christian Lowry	OF	Fr.
25	Jack Gerstenmaier	INF	Fr.
27	Josh Sborz	RHP	Jr.
28	Kevin Doherty	LHP	Jr.
31	Joe McCarthy	OF	Jr.
32	Mark Ostbye	RHP	Fr.
33	Connor Jones	RHP	So.
34	Riley Wilson	LHP	Fr.
35	David Rosenberger	LHP	Jr.
37	Thomas Woodruff	INF/OF	Sr.
41	Ben Cassillo	C	Fr.

Head Coach: Brian O'Connor

Associate Head Coach: Kevin McMullan

Assistant Coach: Karl Kuhn

Assistant Coach: Matt Kirby

Student Assistant: Kevin Arico

NCAA REGIONALS

UVA was sent to California for the Lake Elsinore Regional and took full advantage of its fresh start. The Cavaliers won three straight games, topping Southern California in the opener, 6-1, and San Diego State in the winners' bracket, 3-1, before defeating the Trojans, 14-10 in 11 innings, to advance.

UVA rallied from a 9-5 sixth-inning deficit to force extra innings and then scored five in the 11th inning to outlast the Trojans in a four-hour, 48-minute marathon that concluded at 1:18 a.m. Pacific time.

NCAA SUPER REGIONALS

After Maryland upset top-seeded UCLA in a regional final, UVA went home for an NCAA Super Regional against the Terrapins in Charlottesville. The Cavaliers rallied in consecutive games to punch their ticket to Omaha.

After struggling throughout Game 1 against Maryland starter Mike Shawaryn, Virginia came off the mat to score five runs in the eighth inning to win, 5-3, punctuated by Kevin Doherty's two-out, bases-clearing double.

UVA trailed 4-2 heading to the bottom of the ninth in Game 2, but five straight Cavaliers reached base safely, capped when Ernie Clement hit a walk-off, two-run single to lift UVA to a 5-4 win to send the Cavaliers to Omaha.

COLLEGE WORLD SERIES

JUNE 13 • VIRGINIA 5, ARKANSAS 3

Virginia opened the CWS with a 5-3 win over Arkansas, with Kenny Towns hitting an RBI double with two outs in the eighth inning to break a 3-3 tie.

UVA received timely hitting, with all five runs scoring with two outs; six of UVA's hits came after two were out.

Connor Jones (6 IP) and Josh Sborz (3 IP) combined to scatter seven hits in the win.

Virginia matched a season high by stealing five bases. Daniel Pinero swiped three bases, most by a UVA player in an NCAA tournament game and the first three-stolen base game by a player in the CWS since 2004.

JUNE 15 • VIRGINIA 1, FLORIDA 0

Brandon Waddell and Josh Sborz combined on a two-hit shutout as UVA topped No. 4 national seed Florida to advance to the bracket championship game.

Waddell worked seven innings, allowing two hits and three walks while striking out three to earn the win.

Sborz worked out of a jam in the eighth inning and retired all six batters he faced in recording his 15th save.

UVA scored its lone run in the sixth inning on a Robbie Coman sacrifice fly to plate Matt Thaiss.

JUNE 19 • FLORIDA 10, VIRGINIA 5

Virginia finished with 10 hits as eight starters recorded at least one hit each. Adam Haseley and Daniel Pinero each posted a pair of hits, while Matt Thaiss and Kenny Towns each drove in two runs.

In his first start in nine weeks after suffering a strained left lat muscle on April 17, UVA starter Nathan Kirby worked 2 2/3 innings, allowing four runs (three earned), four hits and a walk while striking out one in taking the loss.

Florida starter Logan Shore pitched 6 1/3 innings to earn the win, while the Gators racked up 11 hits, including three from Richie Martin.

JUNE 20 • VIRGINIA 5, FLORIDA 4

Virginia advanced to the CWS Finals as Waddell and Sborz again teamed up to slow the potent Florida offense.

Sborz worked four scoreless innings of relief to earn the win. He allowed three hits and a walk while striking out a pair.

Making his program-record 52nd career start, Waddell worked five innings, allowing four earned runs, six hits and three walks while striking out three.

Kenny Towns doubled and drove in three runs for Virginia. His sacrifice fly in the seventh inning broke a 4-4 deadlock.

Thaiss homered in the first inning as part of a 2-for-3 day.

2015 NATIONAL CHAMPIONS

TD AMERITRADE PARK OMAHA; OMAHA, NEB.

JUNE 22 • VANDERBILT 5, VIRGINIA 1

Vanderbilt starting pitcher Carson Fulmer pitched 7 2/3 innings of two-hit, shutout baseball as Vanderbilt took Game 1 of the CWS Finals, 5-1.

The teams played five shutout innings before Vandy struck for a three-run rally with two outs in the sixth inning against UVA starter Connor Jones, capped by a two-run double by Will Coffey.

Jones worked 6 1/3 innings, allowing four earned runs, seven hits and two walks while striking out six. He suffered his first defeat since April 11.

Pinch hitter Jack Gerstenmaier drove in UVA's lone run with a single in the ninth inning.

JUNE 23 • VIRGINIA 3, VANDERBILT 0

UVA got contributions from some unlikely sources in Game 2 as it forced a winner-take-all championship game.

Freshman starting pitcher Adam Haseley combined with Sborz on a seven-hit shutout.

In just his fifth start of the season and the first since May 24, Haseley worked a career-high five innings, allowing four hits and three walks while striking out one. Sborz worked the final four innings to earn his third win of the CWS.


The bottom of UVA's order – 8-hole hitter Ernie Clement and 9-hole hitter Thomas Woodruff – combined to go 6-for-8 while driving in all three runs in Game 2.

Woodruff had three hits and a pair of RBI. He had recorded 16 career hits in 61 games prior to that contest. Clement also went 3-for-4.

Haseley became the second starting pitcher to also hit leadoff at the CWS (Clemson's Bailey Hendley, 1958).



Josh Sborz



JUNE 24 • VIRGINIA 4, VANDERBILT 2

Virginia rallied from an early 2-0 deficit for a 4-2 win in Game 3 to earn its first national championship.

In his third start in Omaha, Waddell worked seven innings and allowed a pair of first-inning runs to go along with four hits and two walks while striking out a pair.

Waddell buckled down after his first-inning troubles and allowed just three baserunners over his final six frames while retiring the final 11 batters he faced.

Making his first relief outing in over two years, Kirby struck out five batters over two innings to earn his first career save and lock up the championship.

Freshman Pavin Smith drove in UVA's first three runs. He hit a game-tying, two-run homer in the fourth inning and drove in the eventual winning run with a two-out RBI single to score Haseley in the sixth inning.

Towns added an RBI single with two out in the seventh inning to score Haseley.



Kenny Towns



Brandon Waddell

CWS NOTES

- Virginia became the first ACC team to win the NCAA baseball championship since Wake Forest in 1955.
- The NCAA championship was the 23rd in Virginia Athletics history.
- Virginia went 10-2 in the 2015 NCAA Tournament. Seven of the wins were of the come-from-behind variety.
- Sborz was named College World Series Most Outstanding Player. He tied a CWS record by earning three wins at the 2015 CWS.
- Sborz made eight appearances in the NCAA tournament and did not allow an earned run. He did not allow an earned run over the final 27 innings of his UVA career (dating to May 15), including all 13 of his innings in Omaha.
- The Virginia-Vanderbilt finals series was just the third finals rematch in CWS history (USC-Arizona State in 1972-73, Oregon State-North Carolina in 2006-07).
- Virginia was just the third No. 3 seed or lower to win the CWS Finals since seeding began in 1988 (joining No. 3 Oregon State in 2007 and No. 4 Fresno State in 2008).
- Virginia won all five of Waddell's career CWS starts. He is tied for the fifth-most CWS starts all-time.
- Sborz, Waddell, Clement (2B), Pinero (SS) and Towns (3B) were named to the All-College World Series Team.
- Waddell was named to the CWS All-Tournament Team for the second straight year.
- Virginia was the first team to rally from a two-run deficit in the championship game since Cal State Fullerton in 2004 against Texas.
- UVA was just the third champion to lose the first game of the CWS Finals and then win the last two games (Oregon State 2006, Fresno State 2008).
- The Cavaliers scored the go-ahead run in the fifth inning or later in each of their 10 postseason wins (40 of 57 runs in fifth inning or later).
- In seven CWS games, Virginia recorded 24 two-out hits that resulted in 15 runs.
- Kenny Towns recorded hits in each of the final 10 games in the NCAA tournament.

2009 COLLEGE WORLD SERIES

ROSENBLATT STADIUM; OMAHA, NEB.

Virginia scored its first trip to Omaha by making a magical run through two weekends on the road in NCAA tournament play. The Cavaliers won three games in Irvine, Calif., before heading back across the country to capture a Super Regional in Oxford, Miss.

UVA traveled over 5,700 miles over the course of the tournament en route to its final destination: legendary Rosenblatt Stadium and the College World Series.

NCAA REGIONALS

A week after winning the ACC Championship, Virginia was sent to California for the Irvine Regional, which earned the moniker "The Region of Death." It included top-ranked UC Irvine, reigning national champ Fresno State and San Diego State, which boasted No. 1 draft pick Stephen Strasburg.

In the opener, UVA rode six shutout innings from starter Robert Morey and an early home run by Phil Gosselin off of Strasburg to pull out a 5-1 win over San Diego State.

The great pitching continued the next two nights. Virginia scored a 5-0 win over UC Irvine Saturday behind 7 1/3 shutout innings from freshman starter Danny Hultzen.

The Cavaliers won their first regional championship Sunday as Andrew Carraway fired seven innings of one-run baseball in a 5-1 win over UC Irvine.

NCAA SUPER REGIONALS

Virginia's reward for winning the regional: a trip to Oxford, Miss., to play Ole Miss in front of crowds of 10,000-plus.

Ole Miss rallied in the ninth inning of Game 1 to force extra innings, and walked off on Matt Smith's solo homer in the 12th inning to earn a 4-3 win.

Virginia turned the tables in Game 2, scoring two runs in its final at bat in the bottom of the eighth to pull out a 4-3 victory.

In Game 3, four UVA pitchers combined to scatter seven hits, while the Cavaliers broke a 1-1 tie with three runs in the fifth inning to silence the raucous Ole Miss faithful en route to a 4-1 victory.

COLLEGE WORLD SERIES

JUNE 13 • LSU 9, VIRGINIA 5

No. 3 seed LSU pulled away late in a 9-5 win in Virginia's debut at the College World Series.

The Cavaliers racked up 14 hits in the game but left 14 on base which tied a season high.

UVA got 11 of its 14 hits from the 6-9 hitters in its batting order. Nine-hole hitter Keith Werman recorded a career-high four hits. Tyler Cannon and Franco Valdes each



added three hits.

UVA took a 4-3 lead in the fifth inning, as Steven Proscia homered to tie the game, and Werman later singled in a run. LSU took the lead for good in the bottom of the inning on a three-run home run from Sean Ochinko.

JUNE 15 • VIRGINIA 7, CAL STATE FULLERTON 5

Virginia claimed its first CWS win by holding off No. 2 seed Cal State Fullerton, 7-5, in an elimination game.

Werman continued his torrid hitting with a pair of hits and a pair of RBI, while Hultzen hit a two-run single in the second inning that broke a 2-2 tie to give UVA the lead for good.

Senior Andrew Carraway, the second of five UVA pitchers, worked 2 2/3 scoreless innings to earn the win.

JUNE 17 • ARKANSAS 4, VIRGINIA 3 (12)

Virginia's stay in Omaha ended with a 4-3 loss to Arkansas in 12 innings. The epic contest lasted four hours, 47 minutes.

Down to their final strike in the ninth inning, the Razorbacks tied the game on a two-run home run by Brett Eibner. They walked off in the 12th inning on a run-scoring double from Andrew Darr.

The Cavaliers had plenty of opportunities throughout the contest, and particularly in the last four innings. UVA left 14 runners on base, including eight over the final four innings.

Proscia and John Hicks each had three hits as Virginia finished with 16 hits.

Hultzen wrapped up his outstanding freshman campaign by tossing 6 1/3 innings, allowing one unearned run and striking out seven.

CWS NOTES

• Shortstop Tyler Cannon was named to the All-College World Series Team after

going 6-for-10 with five walks and a .733 on base percentage.

• Werman racked up four hits in UVA's opener against LSU and finished 6-for-10 in the CWS.

• Overall, 63,876 fans witnessed UVA's three CWS games at Rosenblatt, including 24,904 for the Cavaliers' matchup with top-seeded LSU.

ROSTER

2	Keith Werman	INF/C	Fr.
3	Jarrett Parker	OF	So.
5	Phil Gosselin	INF	So.
7	John Barr	OF	So.
8	John Hicks	C	Fr.
9	David Coleman	OF	So.
10	Tyler Cannon	INF	Jr.
11	Kevin Arico	RHP	So.
12	Corey Hunt	INF	R-So.
13	Jared King	INF	Fr.
14	John Bivens	OF	Jr.
15	Matt Packer	LHP	Jr.
17	Shane Halley	OF/RHP	Fr.
18	Tyler Wilson	RHP	So.
19	Steven Proscia	INF	Fr.
20	Sean Lucas	LHP	R-Fr.
21	Dan Grovatt	OF/P/1B	So.
22	Robert Morey	RHP	So.
23	Danny Hultzen	LHP/1B	Fr.
25	Will Roberts	RHP	Fr.
27	Tyler Biddix	INF/OF	So.
28	Chad O'Connor	RHP	Fr.
29	Scott Silverstein	LHP/1B	Fr.
31	Justin Thompson	RHP/C	Fr.
33	Franco Valdes	C	Jr.
34	Robert Poutier	RHP	Sr.
35	Steven Kouril	OF	Fr.
37	Brad Grove	LHP	Sr.
38	Andrew Carraway	RHP	Sr.
39	Neal Davis	LHP	Jr.
45	Will Campbell	C	Sr.
47	Jeff Lorick	LHP	Jr.

Head Coach: Brian O'Connor

Associate Head Coach: Kevin McMullan

Assistant Coach: Karl Kuhn

Assistant Coach: Eddie Smith

2011 COLLEGE WORLD SERIES

TD AMERITRADE PARK OMAHA; OMAHA, NEB.

Virginia won a school-record 56 games and earned the No. 1 seed in the NCAA tournament in a memorable 2011 season that was capped with a trip to the College World Series in its first year at TD Ameritrade Park Omaha.

The season may be best remembered for the wild super regional with UC Irvine, capped by Chris Taylor's two-run, walk-off single that catapulted the Cavaliers to their second CWS.

NCAA REGIONALS

UVA cruised through its home regional, blanking Navy, 6-0, before downing St. John's (10-2) and East Carolina (13-1) to win its third straight regional championship.

Will Roberts fired a complete-game, four hitter against Navy, striking out 14 and becoming the first Cavalier to throw a shutout in the NCAA tournament.

Regional MVP Danny Hultzen continued the dominant pitching in UVA's win over St. John's, striking out 12 in seven innings. David Coleman had three hits and knocked in four runs, while Steven Proscia homered, scored three runs and drove in three.

UVA then blasted East Carolina as Tyler Wilson fired 6 1/3 innings of one-run baseball while Chris Taylor had three hits and drove in four runs. The Cavaliers finished with 17 hits.

NCAA SUPER REGIONALS

Virginia and UC Irvine engaged in an epic super regional at Davenport Field, with the Cavaliers staging a dramatic ninth-inning rally in Game 3 to capture the series.

After Hultzen and Cody Winiarski combined on a four-hit shutout in a 6-0 Game 1 win, UC Irvine bounced back to win Game 2, 6-4, rallying from a 3-0 deficit in the sixth inning.

Trailing 2-1 with the bases empty, two outs and two strikes in the ninth inning, UVA got off the mat for the win. Coleman and Jared King singled and Reed Gragnani walked to load the bases before Taylor bounced a single up the middle to score a pair and send the Cavaliers to Omaha.

COLLEGE WORLD SERIES

JUNE 19 • VIRGINIA 4, CALIFORNIA 1

Virginia started the CWS with a 4-1 win over Cal, with Hultzen, Tyler Wilson and Brandon Kline combining on a six-hitter. Hultzen worked 6 1/3 shutout innings.

The game was scoreless until the seventh as both teams failed to cash in on their chances. UVA broke through on a John Hicks RBI single and Proscia sac fly in the seventh.

King hit an RBI triple and Keith Werman followed with a run-scoring single in the eighth.

JUNE 21 • SOUTH CAROLINA 7, VIRGINIA 1

No. 4 seed South Carolina scored three runs in the first inning and never trailed in a 7-1 win over Virginia. UVA managed



only five hits against USC starter Colby Holmes and relievers John Taylor and Matt Price.

Will Roberts took the loss for Virginia after allowing six runs (three earned), eight hits and a walk in 3.1 innings. UVA's bullpen limited the Gamecocks to five hits and a run over the final 5.2 innings.

A strength all season, the Cavaliers' defense committed three errors in a sloppy outing.

JUNE 23 • VIRGINIA 8, CALIFORNIA 1

Behind 7 2/3 innings of brilliant work from starter Tyler Wilson, Virginia bounced back and eliminated Cal, 8-1. Wilson allowed just a run and five hits in matching a career-long effort while earning his second win at the CWS.

All nine starters had at least one hit as UVA racked up 11 hits. Werman went 2-for-2 and scored two runs, while Kenny Swab also notched a pair of hits, including a key single which was misplayed into a three-base error that allowed Swab to circle the bases.

Virginia scored four runs in the sixth inning to break out to a 6-0 lead, started by Swab's single and the three-base error by center fielder Darrel Matthews.

JUNE 24 • SOUTH CAROLINA 3, VIRGINIA 2 (13)

South Carolina scored a run on a UVA error in the bottom of the 13th inning to eliminate Virginia, 3-2.

Both teams had a wealth of scoring chances, but in most cases could not capitalize. UVA left 15 runners on base and hit into four double plays, while South Carolina stranded 14 in the four-hour, 25-minute marathon.

Kline worked a season-high five innings from the eighth through 12th innings and evaded multiple problems to hold the Gamecocks scoreless.

Pitching despite being under the weather, Hultzen gutted through three innings and struck out eight of the 10 batters he faced.

CWS NOTES

• Tyler Wilson picked up the win on the mound in both of UVA's victories and allowed two runs in 10 innings.

• Wilson was presented with the Lowe's Senior CLASS Award prior to the June 24 game against South Carolina.

• Keith Werman went 5-for-11 (.455) at the plate, while John Barr led the team with six hits.

• Danny Hultzen made two tremendous starts. He tossed 6 1/3 shutout innings in the opener vs. Cal and then struck out eight of 10 South Carolina batters in three innings while saddled with an illness.

• Over 95,000 fans watched the Cavaliers' four contests in Omaha in 2011, including 25,882 in their final game with South Carolina.

ROSTER

2	Keith Werman	INF	Jr.
3	Kyle Crockett	LHP	Fr.
4	Reed Gragnani	INF/OF	So.
5	Mitchell Shifflett	OF	Fr.
6	Chris Taylor	INF	So.
7	John Barr	OF	Sr.
8	John Hicks	C/1B/OF	Jr.
9	David Coleman	OF	Sr.
11	Stephen Bruno	INF	So.
12	Corey Hunt	RHP/INF	Sr.
13	Jared King	INF	Jr.
14	Colin Harrington	INF/OF	So.
15	Ryan Briggs	RHP	So.
16	Brandon Kline	RHP	So.
17	Shane Halley	RHP/OF	Jr.
18	Tyler Wilson	RHP	Sr.
19	Steven Proscia	INF	Jr.
20	Ryan Ashooh	LHP	Fr.
21	Derek Justice	OF	Fr.
22	Mark Podlas	OF	Fr.
23	Danny Hultzen	P/1B/OF	Jr.
25	Will Roberts	RHP	Jr.
27	Tyler Biddix	INF/OF	Sr.
28	Chad O'Connor	RHP	So.
29	Scott Silverstein	LHP	Jr.
30	Rob Amaro	INF/C	So.
31	Justin Thompson	RHP	Jr.
32	Cody Winiarski	RHP	Sr.
34	Artie Lewicki	RHP	Fr.
35	Kenny Swab	C/1B/OF	Sr.
39	Austin Young	RHP	Fr.
43	Ryan Levine	C/1B	So.
45	Aaron Stull	LHP	So.
47	Whit Mayberry	RHP	So.

Head Coach: Brian O'Connor

Associate Head Coach: Kevin McMullan

Assistant Coach: Karl Kuhn

Assistant Coach: Eddie Smith

2014 COLLEGE WORLD SERIES

TD AMERITRADE PARK OMAHA; OMAHA, NEB. CWS FINALS • NATIONAL RUNNER-UP

Virginia's memorable 2014 season included 53 wins and the program's first trip to the College World Series Finals, but the Cavaliers fell just short of their first national championship in a fantastic three-game CWS Finals series with Vanderbilt.

The No. 3 seed in the NCAA Tournament, the Cavaliers lost just one game in the tournament prior to the CWS Finals.

NCAA REGIONALS

Virginia swept through its home regional at Davenport Field with three decisive wins as UVA surrendered only three runs. After the Cavaliers rolled past Bucknell, 10-1, in the opener, Nathan Kirby and Nick Howard combined on a 2-hit shutout of Arkansas, 3-0, before the Cavaliers blew out the Razorbacks in the championship game, 9-2.

Kirby was named the regional's Most Outstanding Player, five teammates joined him on the all-regional team.

NCAA SUPER REGIONALS

After dropping the first game, 5-4, to Maryland in the Charlottesville Super Regional, Virginia bounced back with a vengeance to claim the final two games to punch its ticket to Omaha.

Maryland starter Jake Stinnett and the Terrapins' pitching staff held UVA in check in the opener, but the Cavaliers exploded for seven runs and 17 hits to take Game 2, 7-3.

Virginia continued the offensive fireworks in Game 3, jumping out to a 6-0 lead through three innings while Josh Sborz was masterful on the mound, throwing seven shutout innings. UVA cruised to an 11-2 win to advance.

COLLEGE WORLD SERIES

JUNE 15 • VIRGINIA 2, OLE MISS 1

Mike Papi hit a walk-off double in the ninth inning to score pinch runner Thomas Woodruff as Virginia opened the CWS with a 2-1 win over Ole Miss.

Nathan Kirby (7 IP) and Artie Lewicki (2 IP) combined on a one-hitter – the first one-hitter at the CWS since 1983.

JUNE 17 • VIRGINIA 3, TCU 2 (15)

Virginia advanced to the bracket championship by outlasting TCU 3-2 in 15 innings. The 15-inning contest tied the CWS record for the longest game by innings; it lasted four hours, 51 minutes (fourth longest by time).

After Nate Irving doubled to lead off the bottom of the 15th, Daniel Pinero hit a sac fly with one out to score Woodruff, the pinch runner.

UVA's pitching again was sensational, as Waddell (7 IP), Howard (4 IP), Whit Mayberry (2 IP) and Lewicki (2 IP) scattered nine hits and did not allow a run over the final 13 frames.

JUNE 20-21 • VIRGINIA 4, OLE MISS 1

Virginia advanced to the CWS Finals following a rain-delayed game that spanned two days. The game was suspended after a delay of one hour, 33 minutes on Friday



night.

Sborz started the game on Friday night and returned to the mound on Saturday, working five total innings, allowing one unearned run and scattering four hits.

UVA scored three runs in the fourth inning.

Howard broke the ACC single-season saves record, pitching a scoreless ninth inning to earn his 20th save.

JUNE 23 • VANDERBILT 9, VIRGINIA 8

Vanderbilt held off a Virginia rally to take Game 1, 9-8. The Commodores scored all nine runs during the third inning, building a 9-2 lead.

Virginia finished the game with 15 hits, while Vanderbilt had six. Brandon Cogswell and Pinero each had three hits, while Brandon Downes was 2-for-4, including a triple.

UVA starter Nathan Kirby was uncharacteristically wild in the third, issuing five walks as Vandy sent 13 batters to the plate. He worked 2 1/3 innings and allowed eight runs (five earned).

UVA's bullpen off Whit Mayberry (3 1/3 IP) and Austin Young (3 IP) held Vandy to one run.

JUNE 24 • VIRGINIA 7, VANDERBILT 2

Behind a complete-game effort from Brandon Waddell, Virginia bounced back with a decisive 7-2 win in Game 2.

In the first nine-inning complete game of his career, Waddell allowed two runs (one earned) on five hits, walking three and striking out five.

UVA piled up 13 hits, as Kenny Towns and Joe McCarthy each went 3-for-5 and the Cavaliers rocked Vandy first-round draft pick Tyler Beede.

JUNE 25 • VANDERBILT 3, VIRGINIA 2

Vanderbilt's John Norwood hit a solo home run in the eighth inning off Howard to break a 2-2 deadlock as the Commodores won the national championship.

Virginia loaded the bases with one out in the bottom of the eighth inning, but failed to score the tying run.

After relieving Sborz in the second inning, Lewicki worked six innings and al-

lowed only one unearned run.

UVA trailed 2-0 before scoring twice in the sixth on a Pinero RBI single and a Vandy error.

CWS NOTES

- Five Cavaliers were named to the All-College World Series Team: Lewicki, Cogswell, Downes, Irving and Waddell.
- In four CWS appearances, Lewicki pitched 13 innings without allowing an earned run.
- Cogswell went 9-for-23 (.391) in the CWS.
- Over 134,000 fans flocked to see UVA's six games in Omaha.

ROSTER

2	John La Prise	INF	So.
3	Tyler Allen	OF	Fr.
5	Tony Butler	INF	Fr.
6	Cameron Tekker	RHP	So.
7	Brandon Cogswell	INF	Jr.
8	Robbie Coman	C	So.
9	Kenny Towns	INF	Jr.
10	Brandon Downes	OF/C	Jr.
13	Alec Bettinger	RHP	Fr.
17	Jack Roberts	RHP	Fr.
18	Nate Irving	C	Jr.
19	Nathan Kirby	LHP	So.
20	Brandon Waddell	LHP	So.
21	Matt Thaiss	C	Fr.
22	Daniel Pinero	INF	Fr.
23	Derek Fisher	OF	Jr.
25	Adam Bleday	LHP	Fr.
27	Josh Sborz	RHP	So.
28	Kevin Doherty	LHP	So.
30	Connor Jones	RHP	Fr.
31	Joe McCarthy	OF/1B	So.
33	Nick Howard	INF/RHP	Jr.
34	Artie Lewicki	RHP	Sr.
35	David Rosenberger	LHP	So.
37	Thomas Woodruff	INF	Jr.
38	Mike Papi	OF	Jr.
39	Austin Young	RHP	Sr.
42	Brett Lisle	LHP	R-So.
43	Ben Carraway	RHP	Fr.
47	Whit Mayberry	RHP	R-Sr.

Head Coach: Brian O'Connor

Associate Head Coach: Kevin McMullan

Assistant Coach: Karl Kuhn

Assistant Coach: Matt Kirby

Student Assistant: Tyler Cannon

NCAA TOURNAMENT HISTORY

Year	National Seed	Regional Site (Record)	Super Regional (Record)	CWS (Record)	CWS Finish	Head Coach
1972	-	Gastonia, N.C. (2-2)	-	-	-	Jim West
1985	-	Coral Gables, Fla. (1-2)	-	-	-	Dennis Womack
1996	-	Tuscaloosa, Ala. (3-2)	-	-	-	Dennis Womack
2004	-	Charlottesville (2-2)	-	-	-	Brian O'Connor
2005	-	Corvallis, Ore. (0-2)	-	-	-	Brian O'Connor
2006	-	Charlottesville (1-2)	-	-	-	Brian O'Connor
2007	-	Charlottesville (2-2)	-	-	-	Brian O'Connor
2008	-	Fullerton, Calif. (1-2)	-	-	-	Brian O'Connor
2009	-	Irvine, Calif. (3-0)	at Ole Miss (2-1)	1-2	T5th	Brian O'Connor
2010	5	Charlottesville (3-1)	Oklahoma (1-2)	-	-	Brian O'Connor
2011	1	Charlottesville (3-0)	UC Irvine (2-1)	2-2	T3rd	Brian O'Connor
2012	-	Charlottesville (1-2)	-	-	-	Brian O'Connor
2013	6	Charlottesville (3-0)	Mississippi State (0-2)	-	-	Brian O'Connor
2014	3	Charlottesville (3-0)	Maryland (2-1)	4-2	Runner-Up	Brian O'Connor
2015	-	Lake Elsinore, Calif. (3-0)	Maryland (2-0)	5-2	CHAMPION	Brian O'Connor
2016	-	Charlottesville (1-2)	-	-	-	Brian O'Connor
2017	-	Fort Worth, Texas (1-2)	-	-	-	Brian O'Connor
Totals		17 appearances (33-23)	6 appearances (9-7)	4 appearances (12-8)		

TOTAL: 54-38; **Home:** 26-17; **Road:** 4-5; **Neutral:** 24-16

1972 (2-2)

NCAA District III Playoffs

Sims Legion Park • Gastonia, N.C.

June 1	Richmond	W, 18-2
June 2	Ole Miss	W, 9-3
June 2	South Alabama	L, 1-6
June 2	Ole Miss	L, 0-9

1985 (1-2)

NCAA Atlantic Regional

Mark Light Stadium • Coral Gables, Fla.

May 24	Florida	W, 14-1
May 25	Miami (Fla.)	L, 6-22
May 26	Florida	L, 2-15

1996 (3-2)

NCAA South I Regional

Sewell Thomas Stadium • Tuscaloosa, Ala.

May 23	Notre Dame	L, 1-12
May 24	Princeton	W, 12-2
May 25	Notre Dame	W, 7-1
May 25	Stetson	W, 5-4
May 26	Alabama	L, 8-18

2004 (2-2)

NCAA Charlottesville Regional

Davenport Field • Charlottesville, Va.

June 5	Princeton	L, 2-4
June 5	George Mason	W, 7-2
June 6	Princeton	W, 9-0
June 6	Vanderbilt	L, 3-7

2005 (0-2)

NCAA Corvallis Regional

Goss Stadium • Corvallis, Ore.

June 3	St. John's	L, 3-5
June 4	Ohio State	L, 1-2

2006 (1-2)

NCAA Charlottesville Regional

Davenport Field • Charlottesville, Va.

June 2	Lehigh	W, 11-5
June 3	South Carolina	L, 2-8
June 4	Evansville	L, 4-15

2007 (2-2)

NCAA Charlottesville Regional

Davenport Field • Charlottesville, Va.

June 1	Lafayette	W, 5-1
June 2	Oregon State	W, 7-4 (13)
June 4	Oregon State	L, 3-5
June 5	Oregon State	L, 3-7

2008 (1-2)

NCAA Fullerton Regional

Goodwin Field • Fullerton, Calif.

May 30	UCLA	L, 2-3
May 31	Rider	W, 8-2
June 1	Cal State Fullerton	L, 1-4

2009 (6-3)

NCAA Irvine Regional

Anteater Ballpark • Irvine, Calif.

May 29	San Diego State	W, 5-1
May 30	No. 6 UC Irvine	W, 5-0
May 31	No. 6 UC Irvine	W, 5-1

NCAA Oxford Super Regional

Oxford-University Stadium/

Swayze Field • Oxford, Miss.

June 5	Ole Miss	L, 3-4 (12)
June 6	Ole Miss	W, 4-3
June 7	Ole Miss	W, 5-1

NCAA College World Series

Rosenblatt Stadium • Omaha, Neb.

June 13	No. 1 LSU	L, 5-9
June 15	No. 2 Cal State Fullerton	W, 7-5
June 17	Arkansas	L, 3-4 (12)

2010 (4-3) • No. 5 National Seed

NCAA Charlottesville Regional

Davenport Field • Charlottesville, Va.

June 4	VCU	W, 15-4
June 5	Ole Miss	W, 13-7
June 6	St. John's	L, 5-6
June 7	St. John's	W, 5-3

NCAA Charlottesville Super Regional

Davenport Field • Charlottesville, Va.

June 12	Oklahoma	W, 3-2
June 13	Oklahoma	L, 7-10
June 14	Oklahoma	L, 0-11

2011 (7-3) • No. 1 National Seed

NCAA Charlottesville Regional

Davenport Field • Charlottesville, Va.

June 3	Navy	W, 6-0
June 4	St. John's	W, 10-2
June 5	East Carolina	W, 13-1

NCAA Charlottesville Super Regional

Davenport Field • Charlottesville, Va.

June 11	UC Irvine	W, 6-0
June 12	UC Irvine	L, 4-6
June 13	UC Irvine	W, 3-2

NCAA College World Series

TD Ameritrade Park Omaha • Omaha, Neb.

June 19	California	W, 6-1
June 21	No. 4 South Carolina	L, 1-7
June 23	California	W, 8-1
June 24	No. 4 South Carolina	L, 2-3 (13)

2012 (1-2)

NCAA Charlottesville Regional

Davenport Field • Charlottesville, Va.

June 2	Army	W, 9-1
June 3	Appalachian State	L, 5-6
June 3	Oklahoma	L, 4-5

2013 (3-2) • No. 6 National Seed

NCAA Charlottesville Regional

Davenport Field • Charlottesville, Va.

May 31	Army	W, 2-1
June 1	Elon	W, 2-0
June 2	Elon	W, 11-3

NCAA Charlottesville Super Regional

Davenport Field • Charlottesville, Va.

June 8 Mississippi State..... L, 6-11

June 9 Mississippi State..... L, 5-6

2014 (9-3) • No. 3 National Seed

NCAA Charlottesville Regional

Davenport Field • Charlottesville, Va.

May 30	Bucknell	W, 10-1
May 31	Arkansas	W, 3-0
June 1	Arkansas	W, 9-2

NCAA Charlottesville Super Regional

June 7	Maryland	L, 4-5
June 8	Maryland	W, 7-3
June 9	Maryland	W, 11-2

NCAA College World Series

TD Ameritrade Park Omaha • Omaha, Neb.

National Runners-Up

June 15	Ole Miss	W, 2-1
June 17	No. 7 TCU	W, 3-2 (15)
J. 20-21	Ole Miss	W, 4-1
June 23	Vanderbilt*	L, 8-9
June 24	Vanderbilt*	W, 7-2
June 25	Vanderbilt*	L, 2-3

2015 (10-2) • NCAA CHAMPIONS

NCAA Lake Elsinore Regional

Lake Elsinore Diamond • Lake Elsinore, Calif.

May 29	Southern California	W, 6-1
May 30	San Diego State	W, 3-1
May 31	Southern California	W, 14-10 (11)

NCAA Charlottesville Super Regional

Davenport Field • Charlottesville, Va.

June 5	Maryland	W, 5-3
June 6	Maryland	W, 5-4

NCAA College World Series

TD Ameritrade Park Omaha • Omaha, Neb.

June 13	Arkansas	W, 5-3
June 15	No. 4 Florida	W, 1-0
June 19	No. 4 Florida	L, 5-10
June 20	No. 4 Florida	W, 5-4
June 22	Vanderbilt*	L, 1-5
June 23	Vanderbilt*	W, 3-0
June 24	Vanderbilt*	W, 4-2

2016 (1-2)

NCAA Charlottesville Regional

Davenport Field • Charlottesville, Va.

June 3	William & Mary	W, 17-4
June 4	East Carolina	L, 6-8
June 5	William & Mary	L, 4-5

2017 (1-2)

NCAA Fort Worth Regional

Lupton Stadium • Fort Worth, Texas

June 3	Dallas Baptist	W, 6-3
June 4	No. 6 TCU	L, 1-5
June 5	Dallas Baptist	L, 8-11

*denotes CWS Finals

NCAA TOURNAMENT HISTORY

CAREER POSTSEASON RECORDS

BATTING/BASE RUNNING

Batting Avg.*	.467	Stephen Bruno (7-15), 2010, '12
Games	32	Kenny Towns, 2012-15
Starts	30	Kenny Towns, 2012-15
At Bats	123	Kenny Towns, 2012-15
Runs	24	Daniel Pinero, 2014-16
Hits	37	Kenny Towns, 2012-15
Doubles	9	Kenny Towns, 2012-15
Triples	2	Adam Haseley (2015-17), Brandon Downes (2012-14)
Home Runs	4	Kenny Towns (2012-15) Pavin Smith (2015-17)
RBI	28	Kenny Towns (2012-15)
Total Bases	50	Kenny Towns (2012-15)
Walks	21	Joe McCarthy (2013-15)
Int. BB	2	4 players, last by Joe McCarthy (2013-15)
HBP	6	Joe McCarthy (2013-15)
Strikeouts	18	Derek Fisher (2012-14)
Sac Flies	4	Jeremy Farrell (2006-08)
Sac Bunts	11	Keith Werman (2009-12)
Stolen Bases	4	Tim Henry (2004-05), Jarrett Parker (2009-10) Daniel Pinero (2014-16)
SB Att.	5	John Hicks (2009-11) Daniel Pinero (2014-16)

* minimum 15 AB

PITCHING

ERA^	0.51	Josh Sborz (35 IP, 2013-15)
Opp. BA^	.143	Nick Howard (13 IP, 2012-14)
K/9 IP^	13.91	Craig Zaikov (11 IP, 1996)
Wins	6	Brandon Waddell Josh Sborz (2013-15)
Losses	3	Nathan Kirby (2013-15)
Saves	3	Josh Sborz (2013-15)
Apps.	14	Josh Sborz (2013-15)
Starts	11	Brandon Waddell (2013-15)
CG	1	Seven times
Innings	73.0	Brandon Waddell (2013-15)
Hits	60	Brandon Waddell (2013-15)
Runs	25	Brandon Waddell (2013-15)
ER	19	Brandon Waddell (2013-15)
Walks	19	Brandon Waddell (2013-15)
Strikeouts	45	Brandon Waddell (2013-15)

FIELDING

Putouts	153	Pavin Smith (2015-17)
Assists	84	Daniel Pinero (2014-16)
Errors	7	Kenny Towns (2012-15)
DP	14	Daniel Pinero (2014-15)
CS	7	Franco Valdes (2008-10)



Kenny Towns

TEAM SINGLE-GAME POSTSEASON RECORDS

BATTING/BASE RUNNING

AB	50	TCU (CWS), 6/17/14
Runs	18	Richmond (R), 6/1/72
Runs (Inn.)	9	Florida (R), 5/24/85 (4th inn)
Hits	20	William & Mary (R), 6/3/16
RBI	17	William & Mary (R), 6/3/16
Doubles	5	2x, last vs. Elon (R), 6/2/13
Triples	2	William & Mary (R), 6/3/16
HR	3	at Alabama (R), 5/26/96
Tot Bases	34	William & Mary (R), 6/3/16
BB	14	Southern California (R), 5/31/15
Int. BB	2	2x, last vs. S. Car. (CWS), 6/24/11
HBP	5	Army (R), 6/1/12
Strikeouts	17	Arkansas (CWS), 6/17/09
Sac Flies	2	6x, last vs. Florida (CWS), 6/20/15
Sac Bunts	4	Bucknell (R), 5/30/14
SB	5	2x, last vs. Arkansas (CWS), 6/13/15
SB Att.	8	Arkansas (CWS), 6/13/15
LOB	15	South Carolina (CWS), 6/24/11

PITCHING

Innings	15.0	TCU (CWS), 6/17/14
Hits	24	at Alabama (R), 5/26/96
Runs	18	at Alabama (R), 5/26/96
Runs (Inn)	9	Vanderbilt (CWS), 6/23/14
ER	18	at Alabama (R), 5/26/96
Walks	7	Dallas Baptist (R), 6/5/17 Vanderbilt (CWS), 6/23/14
Strikeouts	18	South Carolina (CWS), 6/24/11
HR Against	4	Oklahoma (SR), 6/14/10

FIELDING

Putouts	45	TCU (CWS), 6/17/14
Assists	17	TCU (CWS), 6/17/14
Errors	4	2x, last vs. Miss. St. (SR), 6/8/13
DP	3	3x, last vs. Arkansas (CWS), 6/13/15
SB Against	4	Oklahoma (SR), 6/3/12

RESULTS BY OPPONENT

Opponent	Total	Reg.	SR	CWS
Alabama	0-1	0-1	0-0	0-0
Appalachian State	0-1	0-1	0-0	0-0
Arkansas	3-1	2-0	0-0	1-1
Army	2-0	2-0	0-0	0-0
Bucknell	1-0	1-0	0-0	0-0
California	2-0	0-0	0-0	2-0
Cal State Fullerton	1-1	0-1	0-0	1-0
Dallas Baptist	1-1	1-1	0-0	0-0
East Carolina	1-1	1-0	0-0	0-0
Elon	2-0	2-0	0-0	0-0
Evansville	0-1	0-1	0-0	0-0
Florida	3-2	1-1	0-0	2-1
George Mason	1-0	1-0	0-0	0-0
Lafayette	1-0	1-0	0-0	0-0
Lehigh	1-0	1-0	0-0	0-0
LSU	0-1	0-0	0-0	0-1
Maryland	4-1	0-0	4-1	0-0
Miami (Fla.)	0-1	0-1	0-0	0-0
Mississippi	6-2	2-1	2-1	2-0
Mississippi State	0-2	0-0	0-2	0-0
Navy	1-0	1-0	0-0	0-0
Notre Dame	1-1	1-1	0-0	0-0
Ohio State	0-1	0-1	0-0	0-0
Oklahoma	1-3	0-1	1-2	0-0
Oregon State	1-2	1-2	0-0	0-0
Princeton	2-1	2-1	0-0	0-0
Richmond	1-0	1-0	0-0	0-0
Rider	1-0	1-0	0-0	0-0
San Diego State	2-0	2-0	0-0	0-0
South Alabama	0-1	0-1	0-0	0-0
South Carolina	0-3	0-1	0-0	0-2
Southern California	2-0	2-0	0-0	0-0
St. John's	2-2	2-2	0-0	0-0
Stetson	1-0	1-0	0-0	0-0
TCU	1-1	0-1	0-0	1-0
UC Irvine	4-1	2-0	2-1	0-0
UCLA	0-1	0-1	0-0	0-0
Vanderbilt	3-4	0-1	0-0	3-3
VCU	1-0	1-0	0-0	0-0
William & Mary	1-1	0-0	0-0	0-0
Totals	54-38	33-23	9-7	12-8

Key

R = Regional
SR = Super Regional
CWS = College World Series

INDIVIDUAL SINGLE-GAME POSTSEASON RECORDS

BATTING/BASE RUNNING

At Bats	7	Chris Taylor, vs. South Carolina (CWS), 6/24/11
Runs	4	John Hicks vs. VCU (R), 6/4/10
Hits	4	5x, last by John Barr vs. Ole Miss (R), 6/5/10
RBI	5	Pavin Smith vs. Dallas Baptist (R), 6/5/17
Doubles	2	3x, last by Andy Weber vs. Dallas Baptist (R), 6/5/17
Triples	1	Several times
Home Runs	2	Pavin Smith vs. East Carolina (R), 6/4/16
Total Bases	8	2x, last by Pavin Smith vs. East Carolina (R), 6/4/16
Walks	4	Matt Thaiss vs. Southern California (R), 5/31/15
Int. BB	2	Tyler Cannon vs. Arkansas (CWS), 6/17/09
Hit By Pitch	2	3x, last by Joe McCarthy vs. Bucknell (R), 5/30/14
Strikeouts	4	2x, last by Brandon Downes vs. Oklahoma (SR), 6/3/12
Sac Flies	1	Several times
Sac Bunts	2	5x, last by Nate Irving vs. Bucknell (R), 5/30/14
Stolen Bases	3	Daniel Pinero vs. Arkansas (CWS), 6/13/15
SB Att.	3	Daniel Pinero vs. Arkansas (CWS), 6/13/15

PITCHING

Innings	9.0	8x, last by Brandon Waddell vs. Vanderbilt (CWS), 6/24/14
Inns (Relief)	7.1	Craig Zaikov vs. Stetson (R), 5/25/96
Hits	10	2x, last by Brandon Waddell vs. Maryland (SR), 6/6/15
Runs	8	2x, last by Nathan Kirby vs. Vanderbilt (CWS), 6/23/14
Earned Runs	6	6x, last by Artie Lewicki vs. Appalachian State (R), 6/13/12
Walks	5	3x, last by Connor Jones vs. Maryland (SR), 6/5/15
Strikeouts	12	Tim Burcham vs. Florida (R), 5/24/85
Home Runs	3	Derek Casey vs. Dallas Baptist (R), 6/3/17

FIELDING

Putouts	18	John Hicks vs. South Carolina (CWS), 6/24/11
Assists	6	4x, last by Ernie Clement vs. Dallas Baptist (R), 6/5/17
Errors	2	5x, last by Daniel Pinero vs. TCU (CWS), 6/17/14
Passed Balls	2	Justin Counts vs. Alabama (R), 5/26/96

YEAR-BY-YEAR RECORDS

Year	Overall Record	ACC Record	Head Coach
1889	7-0	—	Unknown
1890	4-8	—	Unknown
1891	16-5	—	Unknown
1892	9-8-1	—	Unknown
1893	10-5-1	—	Unknown
1894	10-6	—	Unknown
1895	10-7	—	Unknown
1896	7-10	—	Unknown
1897	9-5	—	Unknown
1898	15-8	—	Unknown
1899	13-6	—	Unknown
1900	9-6	—	Unknown
1901	12-8	—	Unknown
1902	13-7-1	—	Unknown
1903	15-6-1	—	Unknown
1904	16-9	—	Unknown
1905	17-7	—	Unknown
1906	18-10	—	Unknown
1907	16-6-1	—	Unknown
1908	12-11-1	—	Unknown
1909	19-7-1	—	Unknown
1910	7-14-1	—	Charles Ringler
1911	11-9	—	Charles Ringler
1912	14-9-1	—	Charles Ringler
1913	12-8	—	Jack Ryan
1914	10-7	—	Jack Ryan
1915	14-6	—	Jack Ryan
1916	16-8-1	—	Jack Ryan
1917	2-2	—	James L. White
1918	7-4	—	H.H. Lannigan
1919	8-8-1	—	E.W. Smith
1920	11-7-1	—	James L. White
1921	7-15	—	W. Rice Warren
1922	8-14	—	Jack Ryan
1923	11-12-1	—	Earle Neale
1924	15-10	—	Earle Neale
1925	13-10-1	—	Earle Neale
1926	11-10	—	Earle Neale
1927	13-7	—	Earle Neale
1928	9-11	—	Earle Neale
1929	8-13	—	Earle Neale
1930	2-12	—	Roy Randall
1931	1-16	—	Gus Tebell
1932	12-4	—	Gus Tebell
1933	8-5	—	Gus Tebell

Year	Overall Record	ACC Record	Head Coach
1934	10-7	—	Gus Tebell
1935	13-8-1	—	Gus Tebell
1936	11-8	—	Gus Tebell
1937	8-8-1	—	Gus Tebell
1938	13-12	—	Gus Tebell
1939	14-6	—	Gus Tebell
1940	18-4	—	Gus Tebell
1941	11-8	—	Gus Tebell
1942	7-10-1	—	Gus Tebell
1943	6-4	—	Gus Tebell
1944	6-5-1	—	A.A. Corcoran
1945	10-4	—	Gus Tebell
1946	11-7-1	—	Gus Tebell
1947	20-6	—	Gus Tebell
1948	14-5	—	Gus Tebell
1949	11-6-4	—	Gus Tebell
1950	17-6	—	Gus Tebell
1951	17-5	—	Gus Tebell
1952	9-12	—	Gus Tebell
1953	12-8	—	Gus Tebell
1954	7-13-1	—	Gus Tebell
1955	6-16	0-12, 8th	Gus Tebell
1956	10-13	6-7, 5th	Evan "Bus" Male
1957	12-12	6-8, 5th	Evan "Bus" Male
1958	5-15	4-9, 6th	Evan "Bus" Male
1959	10-9	6-8, 5th	Evan "Bus" Male
1960	3-15-2	3-11-1, 7th	Ted Davenport
1961	7-11	4-9, 7th	Ted Davenport
1962	11-12	9-6, 2nd	James West
1963	9-13	6-7, 5th	James West
1964	10-9	6-8, 4th	James West
1965	10-13-1	6-8, 5th	James West
1966	6-19	3-11, 8th	James West
1967	12-10	5-8, 6th	James West
1968	9-21	5-13, 7th	James West
1969	19-14	9-11, 5th	James West
1970	18-14-1	10-10, 4th	James West
1971	20-9	7-7, 4th	James West
1972*	18-15	9-4, 1st	James West
1973	16-12-2	8-5-2, 3rd	James West
1974	21-17	6-6, 4th	James West
1975	14-12	4-7, 4th	James West
1976	17-22	5-9, 6th	James West
1977	11-22-1	1-8-1, 7th	James West
1978	18-14	4-8, 6th	James West

Year	Overall Record	ACC Record	Head Coach
1979	21-15	4-7, 5th	James West
1980	21-13-1	6-6, 5th	James West
1981	28-20	8-5, 4th	Dennis Womack
1982	22-27	5-7, 6th	Dennis Womack
1983	12-25	4-6, 6th	Dennis Womack
1984	25-17	4-10, 6th	Dennis Womack
1985*	38-16	9-4, 1st	Dennis Womack
1986	27-22	6-7, 5th	Dennis Womack
1987	18-30	5-12, 5th	Dennis Womack
1988	32-19-1	11-10, 4th	Dennis Womack
1989	25-24-1	7-11, 6th	Dennis Womack
1990	21-32-1	7-11, 6th	Dennis Womack
1991	28-27-2	10-11, 6th	Dennis Womack
1992	21-30	3-19, 9th	Dennis Womack
1993	21-30	7-15, 8th	Dennis Womack
1994	20-34	2-22, 9th	Dennis Womack
1995	26-29	8-15, 7th	Dennis Womack
1996*	44-21	11-13, 5th	Dennis Womack
1997	32-22	10-13, 5th	Dennis Womack
1998	28-26-1	5-18, 8th	Dennis Womack
1999	21-35	8-15, 7th	Dennis Womack
2000	26-31-1	10-14, T6th	Dennis Womack
2001	25-31	9-15, T6th	Dennis Womack
2002	25-32	8-16, 6th	Dennis Womack
2003	29-25	11-12, 6th	Dennis Womack
2004*	44-15	18-6, 2nd	Brian O'Connor
2005*	41-20	14-14, 7th	Brian O'Connor
2006*	47-15	21-9, 3rd^	Brian O'Connor
2007*	45-16	19-9, 2nd^	Brian O'Connor
2008*	39-23	15-15, 4th^	Brian O'Connor
2009*	49-15-1	16-11-1, 4th^	Brian O'Connor
2010*	51-14	23-7, 1st ^	Brian O'Connor
2011*	56-12	22-8, 1st ^	Brian O'Connor
2012*	39-19-1	18-12, 2nd^	Brian O'Connor
2013*	50-12	22-8, 2nd^	Brian O'Connor
2014*	53-16	22-8, 2nd^	Brian O'Connor
2015*	44-24	15-15, 2nd^	Brian O'Connor
2016*	38-22	19-11, 2nd^	Brian O'Connor
2017*	43-16	18-12, 2nd^	Brian O'Connor
2018	29-25	12-18, 5th	Brian O'Connor
2019	32-24	14-16, 5th	Brian O'Connor

Overall - 2359-1779-41 (.569)

ACC - 599-674-5 (.471)

*NCAA Tournament qualifier

^Coastal Division

VIRGINIA COACHING HISTORY				ACC		NCAA			
Coach	Years	Overall	Pct.	ACC	Pct.	Tourn.	Pct.	Tourn.	Pct.
Unknown (1889-1909)	21	257-145-7	.636	—	—	—	—	—	—
Charles Rigler (1910-12)	3	32-32-2	.500	—	—	—	—	—	—
Jack Ryan (1913-1916, 1922)	4	60-43-1	.582	—	—	—	—	—	—
James L. White (1917, 1920)	2	13-9-1	.587	—	—	—	—	—	—
H.H. Lannigan (1918)	1	7-4-0	.636	—	—	—	—	—	—
E.W. Smith (1919)	1	8-8-1	.500	—	—	—	—	—	—
W. Rice Warren (1921)	1	7-15-0	.318	—	—	—	—	—	—
Earle Neale (1923-29)	7	80-73-2	.523	—	—	—	—	—	—
Roy Randall (1930)	1	2-12-0	.143	—	—	—	—	—	—
Gus Tebell (1931-43, 1945-55)	24	266-188-9	.584	0-12-0	.000	—	—	—	—
A.A. Corcoran (1944)	1	6-5-1	.542	—	—	—	—	—	—
Evan "Bus" Male (1956-59)	4	37-49-0	.430	22-32-0	.407	—	—	—	—
Ted Davenport (1960-61)	2	10-26-2	.289	7-20-1	.260	—	—	—	—
James West (1962-80)	19	281-276-6	.504	114-150-3	.433	6-10	.375	2-2	.500
Dennis Womack (1981-2003)	23	594-605-7	.495	168-281-0	.374	25-44	.362	4-4	.500
Brian O'Connor (2004-present)	16	700-288-2	.708	288-179-1	.617	27-23	.549	48-32	.600

UVA IN MAJOR LEAGUE BASEBALL DRAFT

Year	Player	Pos.	Rd.	No.	MLB Organization
1966	Edward Turnbull	LHP	17	336	Baltimore Orioles
1970	Steve Miller	C	3	63	Boston Red Sox
1971	Mike Cubbage	SS/2B	2	25	Washington Senators
1972	Bill Hall	2B	6	121	San Diego Padres
1976	Anthony Zentgraf	3B	17	404	Baltimore Orioles
1978	Columbus Duncan	1B	11	268	Milwaukee Brewers
	Steven Norwood	P	13	320	Milwaukee Brewers
1979	Paul Voigt	RHP	9	219	Minnesota Twins
1980	Rickey Horton	LHP	4	93	St. Louis Cardinals
1982	David Hopkins	RHP	14	355	Texas Rangers
1983	Tony Latham	OF	4	99	Boston Red Sox
	Glenn Harris	1B	21	541	St. Louis Cardinals
	George Priftis	2B	26	644	Seattle Mariners
1985	Tim Burcham	RHP	6	147	California Angels
1986	Bill Narleski*	SS	18	461	Baltimore Orioles
	Bob Malloy	RHP	19	475	Texas Rangers
1987	Bill Narleski	SS	15	385	Baltimore Orioles
1989	Keith Seiler*	LHP	18	465	New York Yankees
	Chris Kughn*	OF	25	636	Atlanta Braves
1990	Doug Johns	LHP	16	437	Oakland Athletics
	Keith Seiler	LHP	21	551	New York Yankees
1991	Todd Fiegel	LHP	11	303	New York Mets
	Todd Ruyak*	LHP	17	452	Detroit Tigers
1992	Frank Lankford*	RHP	18	503	St. Louis Cardinals
	Todd Ruyak	LHP	31	829	Cincinnati Reds
	Kevin Stock	LHP	48	1370	Seattle Mariners
1993	Frank Lankford	RHP	17	477	New York Yankees
	Deron Dowhower	RHP	34	961	Minnesota Twins
	Jason Cook	SS	55	1469	Seattle Mariners
1994	Brian Buchanan	OF	1	24	New York Yankees
	Yates Hall	RHP	4	110	St. Louis Cardinals
1996	Seth Greisinger	RHP	1	6	Detroit Tigers
	Jason Sekany	RHP	2	61	Boston Red Sox
	Adam Robinson*	SS	52	1480	Minnesota Twins
1997	Pat Daneker	RHP	5	159	Chicago White Sox
	Adam Robinson	SS	12	365	Oakland Athletics
	Geoff Zawatski	RHP	14	416	Philadelphia Phillies
1998	Javier Lopez	LHP	4	133	Arizona Diamondbacks
1999	Julian Gonzalez	OF	36	1081	Kansas City Royals
2000	Jon Metzger	LHP	13	374	Kansas City Royals
	Tim LaVigne	RHP/SS	32	965	New York Mets
	Kevin Shrout	RHP	43	1278	Milwaukee Brewers
2001	Jon Benick	INF	9	270	San Diego Padres
	Hunter Wyant	SS	16	482	Florida Marlins
2002	Robert Word	1B	10	293	Florida Marlins
	Dan Street	INF	20	591	Colorado Rockies
	David Stone	OF	36	1087	San Francisco Giants
	Chris Sweet*	OF	37	1117	San Francisco Giants
2004	Andrew Dobies	LHP	3	95	Boston Red Sox
	Joe Koshansky	LHP/INF	6	170	Colorado Rockies
	Mark Reynolds	SS	16	476	Arizona Diamondbacks
	Jeff Kamrath*	RHP	36	1067	Cleveland Indians
2005	Ryan Zimmerman	3B	1	4	Washington Nationals
	Matt Avery	RHP	9	280	Chicago Cubs
	Jeff Kamrath	RHP	11	328	Tampa Bay Devil Rays
	Mike Ballard*	LHP	47	1415	Minnesota Twins
2006	Mike Ballard	LHP	14	418	Texas Rangers
	Tom Hagan	UTL	39	1160	Pittsburgh Pirates
2007	Sean Doolittle	1B/LHP	Supp. 1	41	Oakland Athletics
	Brandon Guyer	OF	5	157	Chicago Cubs
	Casey Lambert	LHP	6	187	Chicago Cubs
	Beau Seabury	C	13	402	Colorado Rockies
	Mike Mitchell	OF	25	762	Colorado Rockies
	Pat McAnaney*	LHP	38	1139	Pittsburgh Pirates
2008	David Adams	2B	3	106	New York Yankees
	Greg Miclat	SS	5	146	Baltimore Orioles
	Jacob Thompson	RHP	5	160	Atlanta Braves
	Jeremy Farrell	3B	8	234	Pittsburgh Pirates
	Pat McAnaney	LHP	8	258	Arizona Diamondbacks
	Michael Schwimer	RHP	14	436	Philadelphia Phillies

Year	Player	Pos.	Round	No.	MLB Organization
2009	Andrew Carraway	RHP	12	353	Seattle Mariners
	Jeff Lorick	LHP	20	598	Atlanta Braves
	Robert Poutier	RHP	29	864	San Diego Padres
	Matt Packer	LHP	32	965	Cleveland Indians
	Tyler Cannon*	SS	41	1225	Pittsburgh Pirates
2010	Jarrett Parker	OF	2	74	San Francisco Giants
	Phil Gosselin	2B/OF	5	164	Atlanta Braves
	Robert Morey	RHP	5	167	Florida Marlins
	Kevin Arico	RHP	10	307	Cincinnati Reds
	Dan Grovatt	OF	11	327	Pittsburgh Pirates
	Tyler Cannon	SS	12	360	Cleveland Indians
	Tyler Wilson*	RHP	35	1057	Cincinnati Reds
	Kenny Swab*	C/1B	35	1064	Atlanta Braves
	Neal Davis	LHP	36	1101	Philadelphia Phillies
2011	Danny Hultzen	LHP	1	2	Seattle Mariners
	John Hicks	C	4	123	Seattle Mariners
	Will Roberts	RHP	5	158	Cleveland Indians
	Steven Proscia	3B	7	213	Seattle Mariners
	Tyler Wilson	RHP	10	305	Baltimore Orioles
	Kenny Swab	C	21	636	Kansas City Royals
	Cody Winiarski	RHP	36	1101	Chicago White Sox
	John Barr	OF	39	1178	Cleveland Indians
2012	Branden Kline	RHP	2	65	Baltimore Orioles
	Chris Taylor	SS	5	161	Seattle Mariners
	Stephen Bruno	INF	7	224	Chicago Cubs
	Shane Halley	RHP	20	613	Kansas City Royals
2013	Kyle Crockett	LHP	4	111	Cleveland Indians
	Reed Gragnani	INF	21	663	Boston Red Sox
	Scott Silverstein	LHP	25	745	Toronto Blue Jays
2014	Nick Howard	RHP	1	19	Cincinnati Reds
	Derek Fisher	OF	1-CB	37	Houston Astros
	Mike Papi	OF	1-CB	38	Cleveland Indians
	Brandon Downes	OF	7	213	Kansas City Royals
	Branden Cogswell	INF	7	222	Oakland Athletics
	Artie Lewicki	RHP	8	250	Detroit Tigers
	Whit Mayberry	RHP	21	640	Detroit Tigers
	Nate Irving	C	34	1020	Arizona Diamondbacks
2015	Nathan Kirby	LHP	1-CB	40	Milwaukee Brewers
	Josh Sborz	RHP	2	74	Los Angeles Dodgers
	Joe McCarthy	OF	5	148	Tampa Bay Rays
	Brandon Waddell	LHP	5	157	Pittsburgh Pirates
	John La Prise	INF	19	572	Toronto Blue Jays
	Kenny Towns	INF	20	615	Los Angeles Angels
	Daniel Pinero*	INF	36	1090	Detroit Tigers
2016	Matt Thaiss	C	1	16	Los Angeles Angels
	Connor Jones	RHP	2	70	St. Louis Cardinals
	Daniel Pinero	INF	9	265	Detroit Tigers
2017	Pavin Smith	1B	1	7	Arizona Diamondbacks
	Adam Haseley	OF	1	8	Philadelphia Phillies
	Tommy Doyle	RHP	2-CB	70	Colorado Rockies
	Ernie Clement	INF	4	132	Cleveland Indians
	Alec Bettinger	RHP	10	294	Milwaukee Brewers
	Bennett Sousa*	LHP	34	1033	Washington Nationals
2018	Daniel Lynch	LHP	1-C	34	Kansas City Royals
	Jake McCarthy	OF	1-CB	39	Arizona Diamondbacks
	Andy Weber	2B	5	158	Chicago Cubs
	Derek Casey	RHP	9	278	Chicago Cubs
	Bennett Sousa	LHP	10	288	Chicago White Sox
	Cameron Simmons*	OF	15	449	Texas Rangers
2019	Tanner Morris	SS	5	147	Toronto Blue Jays
	Noah Murdock	RHP	7	199	Kansas City Royals
	Cameron Simmons	OF	20	590	Chicago White Sox

*Indicates returned to school

Total:	132 draft selections (118 players)
First Round:	14 selections
Total Under Brian O'Connor:	84 selections (75 players)
First Round Under Brian O'Connor:	12 selections
Most draft picks in one year:	9 (2010)
Six or more draft picks in first 15 Rounds:	2018, 2014, 2010, 2008

List does not include UVA student-athletes who were drafted out of high school or previous institution.

FORMER CAVALIERS IN MAJOR LEAGUE BASEBALL

DAVID ADAMS, INF

2013 New York Yankees

MIKE BALLARD, P

2011 Baltimore Orioles

BRIAN BUCHANAN, OF

2000-02 Minnesota Twins
2002-04 San Diego Padres
2005 New York Mets

NICK CARTER, P

1908 Philadelphia Athletics

KYLE CROCKETT, LHP

2014-2017 Cleveland Indians
2018 Cincinnati Reds

MIKE CUBBAGE, 3B

1974-76 Texas Rangers
1976-80 Minnesota Twins
1981 New York Mets

WALTER 'DOC' CURLEY, 2B

1899 Chicago Orphans

JACK DALTON, OF

1910-14 Brooklyn Superbas
1915 Buffalo Blues
1916 Detroit Tigers

PAT DANEKER, P

1999 Chicago White Sox

BILL DIETRICK, SS/OF

1927-28 Philadelphia Phillies

SEAN DOOLITTLE, LHP

2012-2017 Oakland Athletics
2017-present Washington Nationals
****2014 American League All-Star****
****2018 National League All-Star****

CHARLIE FERGUSON, P

1884-87 Philadelphia Quakers

DEREK FISHER, OF

2017-2019 Houston Astros
2019-present Toronto Blue Jays

PHIL GOSELIN, INF

2013-15 Atlanta Braves
2015-16 Arizona Diamondbacks
2017 Pittsburgh Pirates
2017 Texas Rangers
2018 Cincinnati Reds
2019-present Philadelphia Phillies

SETH GREISINGER, RHP

1998, 2000, 2002 Detroit Tigers
2004 Minnesota Twins
2005 Atlanta Braves



Javier Lopez pitched for 14 seasons for five different teams. He won World Series with the Giants (2010, 2012, 2014) and the Red Sox (2007).

BRANDON GUYER, OF

2011-16 Tampa Bay Rays
2016-2018 Cleveland Indians

BILL HARMAN, P/C

1941 Philadelphia Phillies

ADAM HASELEY, OF

2019 Philadelphia Phillies

JOE HICKS, OF


1959-60 Chicago White Sox
1961-62 Washington Senators
1963 New York Mets

JOHN HICKS, C

2015 Seattle Mariners
2016-2019 Detroit Tigers

HOWARD 'MUL' HOLLAND, P

1926 Cincinnati Reds
1927 New York Giants
1929 St. Louis Cardinals



Former Cavalier Eppa Rixey is the only ACC player in the Baseball Hall of Fame.

RICKY HORTON, P

1984-87 St. Louis Cardinals
1988 Chicago White Sox
1988-89 Los Angeles Dodgers
1989-90 St. Louis Cardinals

DANNY HULTZEN, P

2019-present Chicago Cubs

DOUG JOHNS, P

1995-96 Oakland Athletics
1998-99 Baltimore Orioles

BRANDEN KLINE, P

2019-present Baltimore Orioles

JOE KOSHANSKY, 1B

2007-08 Colorado Rockies

FRANK LANKFORD, P

1998 Los Angeles Dodgers

JAVIER LOPEZ, LHP

2003-05 Colorado Rockies
2005 Arizona Diamondbacks
2006-09 Boston Red Sox
2010 Pittsburgh Pirates
2010-16 San Francisco Giants

ARTIE LEWICKI, RHP

2017-2018 Detroit Tigers
2019 Arizona Diamondbacks

BOB MALLOY, P

1987 Texas Rangers
1990 Montreal Expos

DOUG NEFF, IF

1914-15 Washington Senators

JARRETT PARKER, OF

2014-2017 San Francisco Giants
2019 Los Angeles Angels

MARK REYNOLDS, INF/DH

2007-2010 Arizona Diamondbacks
2011-12 Baltimore Orioles
2013 N.Y. Yankees/Cleveland Indians
2014 Milwaukee Brewers
2015 St. Louis Cardinals
2016-2017 Colorado Rockies
2018 Washington Nationals

EPPA RIXEY, P

1912-20 Philadelphia Phillies
1921-33 Cincinnati Reds
****MLB Hall of Fame****

MEL ROACH, INF

1953-61 Milwaukee Braves
1961 Chicago Cubs
1962 Pittsburgh Pirates

ORLIN 'BUCK' ROGERS, P

1935 Washington Senators

JOSH SBORZ, P

2019-present Los Angeles Dodgers

MICHAEL SCHWIMER, RHP

2011-12 Philadelphia Phillies

ANDY SOMMERVILLE, P

1894 Brooklyn Grooms

HENRY LEE SPRATT, SS

1911-12 Boston Braves

CHRIS TAYLOR, INF

2014-16 Seattle Mariners
2016-present Los Angeles Dodgers

MATT THAISS, INF

2019-present Los Angeles Angels

DAVE WILLIS, 1B

1899 Louisville Colonels

TYLER WILSON, P

2015-2017 Baltimore Orioles

RYAN ZIMMERMAN, 3B/OF

2005-present Washington Nationals
****2009, '17 National League All-Star****
****2009, '10 NL Silver Slugger Award****
****2009 NL Gold Glove Award (3B)****

NOTE: current teams as of Feb. 1, 2020

#Did not appear in MLB game



Chris Taylor (left), pictured with Justin Turner, was named the 2017 NLCS co-MVP.

FORMER CAVALIERS IN MAJOR LEAGUE BASEBALL

#PROHOOS

45 Cavaliers have made it to the major leagues.

21 of the former Virginia baseball players to make it to the show have played for head coach Brian O'Connor.

13 Former Cavaliers appeared in an MLB game during the 2019 season, a new program record.

5 Different Cavaliers have won World Series Championships - Ricky Horton, Javier Lopez, Derek Fisher, Sean Doolittle and Ryan Zimmerman.

WORLD SERIES CHAMPS!



Former Cavalier teammates Ryan Zimmerman and Sean Doolittle helped the Washington Nationals to their first World Series Title in 2019.

CAVALIERS IN THE FALL CLASSIC

Name	Team	Year(s)
Eppa Rixey	Phillies	1915
Ricky Horton	Cardinals, Dodgers	1985, 1987, 1988
Javier Lopez	Red Sox, Giants	2007, 2010, 2012, 2014
Brandon Guyer	Indians	2016
Derek Fisher	Astros	2017
Chris Taylor	Dodgers	2017, 2018
Sean Doolittle	Nationals	2019
Ryan Zimmerman	Nationals	2019

BOLD indicates won World Series

Virginia is the only program in the country to be represented in the last four World Series.



RECENT PRO HIGHLIGHTS

• Former Cavaliers Ryan Zimmerman “Mr. National” and Sean Doolittle were key components to the Washington Nationals 2019 World Series Championship. Zimmerman blasted a three-run homer against the Dodgers in game four of the NLCS and is now regarded as one of the greatest moments in franchise history. Doolittle appeared in nine postseason games and didn’t allow a run in three World Series appearances. He earned the save in game one of the World Series, a 5-4 win in Houston.

• A total of five former Cavaliers made their Major League debuts in 2019 - Adam Haseley (Phillies), Danny Hultzen (Cubs), Branden Kline (Orioles), Josh Sborz (Los Angeles Dodgers) and Matt Thaiss (Los Angeles Angels). The five new big leaguers were tied for the most of any college baseball program.

• A total of 13 former Cavaliers were listed on MLB rosters during the 2019 season, establishing a new program record.

• Former Cavalier lefty Daniel Lynch (2016-18) has quickly risen up the organizational ranks for the Kansas City Royals. Entering the 2020 season, Lynch checked in at No. 39 in Baseball America’s Top 100 list.

• The second overall pick of the 2011 MLB draft, Danny Hultzen, completed his journey to the major leagues by making his debut with the Cubs on Sept. 8, 2019. Hultzen struck out three batters in the seventh inning against the Brewers and allowed no runs in six total appearances on the year.

• Chris Taylor became the first Cavalier to play in back-to-back World Series as a member of the Dodgers in 2017 and 2018. He was named co-MVP of the 2017 NLCS after batting .316 with two home runs, five runs scored and three RBIs. Taylor has been on the Dodgers postseason roster each of the last three seasons.

• Four Cavaliers, Ernie Clement, Daniel Lynch, Jake McCarthy and Bennett Sousa, were listed on Arizona Fall League rosters. MLB teams send six top prospects to the league annually. Lynch was the starting pitcher for the west in the league’s all-star game

FORMER CAVALIERS IN PROFESSIONAL BASEBALL

(as of conclusion of 2019 season)

MAJOR LEAGUE BASEBALL (11)

Name	Years at UVA	Position	MLB Team
Sean Doolittle	2005-07	LHP	Washington Nationals (NL)
Derek Fisher	2012-14	OF	Toronto Blue Jays (AL)
Phil Gosselin	2008-10	OF	Philadelphia Phillies (NL)
Adam Haseley	2015-17	OF	Philadelphia Phillies (NL)
John Hicks	2009-11	C/1B	Detroit Tigers (AL)
Danny Hultzen	2009-11	LHP	Chicago Cubs (NL)
Branden Kline	2010-12	RHP	Baltimore Orioles (AL)
Josh Sborz	2013-15	RHP	Los Angeles Dodgers (NL)
Chris Taylor	2010-12	INF/OF	Los Angeles Dodgers (NL)
Matt Thaiss	2014-16	INF	Los Angeles Angels (AL)
Ryan Zimmerman	2003-05	INF	Washington Nationals (NL)

MINOR LEAGUE BASEBALL (24)

Name	Years at UVA	MLB Team
Alec Bettinger	2014-17	Milwaukee Brewers - Biloxi Schuckers (AA)
Derek Casey	2015-18	Chicago Cubs - South Bend Cubs (A)
Ernie Clement	2015-17	Cleveland Indians - Columbus Clippers (AAA)
Tommy Doyle	2015-17	Colorado Rockies - Lancaster Jethawks (A Advanced)
Brandon Guyer	2005-07	Chicago White Sox - Charlotte Knights (AAA)
Nick Howard	2012-14	Kansas City Royals - Omaha Storm Chasers (AAA)
Connor Jones	2014-16	St. Louis Cardinals - Memphis Redbirds (AAA)
Nathan Kirby	2013-15	Milwaukee Brewers - Carolina Mudcats (A Advanced)
Caleb Knight	2017-18	Chicago Cubs - South Bend Cubs (A)
Artie Lewicki	2011-14	Arizona Diamondbacks - Reno Aces (AAA)
Daniel Lynch	2016-18	Kansas City Royals - Wilmington Blue Rocks (A Advanced)
Jake McCarthy	2016-18	Arizona Diamondbacks - Visalia Rawhide (A Advanced)
Joe McCarthy	2013-15	San Francisco Giants - Sacramento River Cats (AAA)
Tanner Morris	2018-19	Toronto Blue Jays - Vancouver Canadians (A Short Season)
Noah Murdock	2017-19	Kansas City Royals - Burlington Royals (Rookie Advanced)
Mike Papi	2012-14	Cleveland Indians - Columbus Clippers (AAA)
Jarrett Parker	2008-10	Los Angeles Angels - Salt Lake Bees (AAA)
Daniel Pinero	2014-16	Detroit Tigers - Erie SeaWolves (AA)
Cameron Simmons	2017-19	Chicago White Sox - Kanapolis Intimidators (A)
Pavin Smith	2015-17	Arizona Diamondbacks - Jackson Generals (AA)
Bennett Sousa	2015-18	Chicago White Sox - Birmingham Barons (AA)
Brandon Waddell	2013-15	Pittsburgh Pirates - Indianapolis Indians (AAA)
Andy Weber	2016-18	Chicago Cubs - Eugene Emeralds (A Short Season)
Riley Wilson	2015-19	Philadelphia Phillies - Gulf Coast Phillies West (Rookie)

VIRGINIA BASEBALL HALL OF FAME

Established in the summer of 2017, The Virginia Baseball Hall of Fame inducted its inaugural 15-member class the following January at the program's annual Step Up to the Plate event at John Paul Jones Arena. Hall of Fame plaques are on permanent display at Disharoon Park on the right field line concourse.

In order to be considered for hall of fame induction, former student-athletes needed to be five years removed from exhaustion of college eligibility. Players and coaches were selected based on accolades earned as a player or coach while at Virginia, distinguishing careers in amateur or professional baseball and/or significant contributions through work or service made to the university.



**Inaugural UVA Baseball Hall of Fame Class
Step Up to the Plate - Jan. 27 2018**



**Second UVA Baseball Hall of Fame Class
Step Up to the Plate - Jan. 26, 2019**



**Third UVA Baseball Hall of Fame Class
Hall of Fame Banquet - Jan. 18, 2020**

KEVIN ARICO

2008-10

Pitcher

Induction Year: 2020



- ABCA, Collegiate Baseball & NCBWA First Team All-American in 2010 • 2010 First Team All-ACC
- Led the nation in saves in 2010 with 18, tied the ACC single season record
- Finalist for the 2010 NCBWA Stopper of the Year Award
- Set the school record and tied the ACC record for saves in a season with 18 in 2010
- His 29 career saves are the second most in UVA history

- Member of the 2009 College World Series team
- Student Assistant Coach for the 2015 National Championship Team
- Selected in the 10th round (307th overall) by the Cincinnati Reds in the 2010 MLB Draft

Year	ERA	W-L	G-GS	CG	SHO/CBO	SV	IP	H	R	ER	BB	K	BAA	WP	HBP	BK
2008	5.02	2-0	12-0	0	0/0	0	14.1	17	8	8	5	16	.298	0	1	0
2009	2.70	2-3	31-0	0	0/2	11	36.2	29	12	11	6	47	.218	2	0	0
2010	2.88	1-1	29-0	0	0/1	18	34.1	32	13	11	8	44	.241	0	3	1
TOTAL...	3.16	5-4	72-0	0	0/3	29	85.1	78	33	30	19	107	.241	2	4	1

BRIAN BUCHANAN

1992-94

First Baseman/Outfield

Induction Year: 2018



- 1994 First Team All-American by Baseball America
- 1994 Second Team All-American by Collegiate Baseball
- 1994 First Team All-ACC outfielder
- Named to the ACC's 50th Anniversary Team in 2002
- Established single season school records in home runs (22), RBIs (66), total bases (165), and slugging pct. (.838) in junior campaign

- His .838 slugging percentage in 1994 was the highest in the ACC
- Led the team in hits, home runs and RBIs in 1993 & 1994
- Selected in the first round (24th overall) in the 1994 MLB Draft by the New York Yankees
- The first UVA player to go in the first round
- Made Major League debut with the Minnesota Twins on May 19, 2000
- Played five years in MLB with the Twins, Padres and Mets

Year	Avg.	G-GS	AB	R	H	2B	3B	HR	RBI	TB	SLG%	BB	HP	K	GDP	OB%	SF	SH	SB-A	E	FLD%
1992	.287	47-45	164	25	47	10	4	2	17	71	.433	12	2	51	0	.343	0	0	9-11	4	.991
1993	.322	51-51	202	37	65	14	6	6	37	109	.540	14	8	47	3	.383	3	0	12-19	10	.981
1994	.396	54-54	197	57	78	15	3	22	66	165	.838	21	6	33	3	.465	2	1	11-15	4	.981
TOTAL	.337	152-150	563	119	190	39	13	30	120	345	.613	47	16	131	6	.401	5	1	32-45	18	.985

VIRGINIA BASEBALL HALL OF FAME

TIM BURCHAM

1983-85

Pitcher

Induction Year: 2019



- UVA's First All-American, a second team selection in 1985
- Set the UVA postseason record for strikeouts in a game with 12 against Florida in the 1985 regional
- Selected in the sixth round (147th overall) by the Angels in the 1985 MLB Draft
- Upon graduation, held UVA's career records for strikeouts (272), wins (21) innings pitched (247) and complete games (11). Also held single-season records for wins (11), innings pitched (117), strikeouts (146)

- His 20 complete games in three seasons are the most in program history
- Struck out 146 batters and went 11-2 with a 1.77 ERA in 117 innings pitched on 1985 ACC Championship Team
- His 146 strikeouts in 1985 were the most in a single season for 25 years until surpassed in 2011
- Spent nine seasons in minor league baseball accumulating a record of 72-59 with a 4.55 ERA

Year	ERA	W-L	G-GS	CG	SHO/CBO	SV	IP	H	R	ER	BB	K	BAA	WP	HBP	BK
1983	7.82	3-3	12-7	1	0/0	0	48.1	61	53	42	44	39	.313	3	3	0
1984	2.53	7-3	11-11	8	0/0	0	81.2	54	28	23	35	87	.181	3	5	0
1985	1.77	11-2	15-13	11	2/0	0	117.0	88	39	23	52	146	.202	9	3	1
TOTAL...	3.21	21-8	23-18	20	2/0	0	247.0	203	120	88	131	272	.219	15	11	1

TYLER CANNON

2007-10

Shortstop

Induction Year: 2020



- 2009 First Team All-ACC
- 2010 Second Team All-ACC
- Program's all-time leader in games played (244), at bats (910) and doubles (62)
- Ranks second all-time in career hits (276), third all-time in runs (185) and triples (12), fifth in total bases (380), eighth in stolen bases (49)
- Holds single game record for runs in a game (5 at Wake Forest on March 6, 2009)
- Named to the 2009 All-College World Series

Team after going 6-for-10 with a .733 on base percentage

- Drafted in the 41st round of the 2009 MLB Draft (1,225 overall) by the Pittsburgh Pirates but returned to school
- Drafted in the 12th round (360th overall) in the 2010 MLB Draft by the Cleveland Indians
- Student Assistant Coach on the 2014 College World Series Team

Year	Avg.	G-GS	AB	R	H	2B	3B	HR	RBI	TB	SLG%	BB	HP	K	GDP	OB%	SF	SH	SB-A	E	FLD%
2007	.279	60-56	226	42	63	10	2	1	32	80	.354	20	7	46	7	.350	4	7	8-12	15	.938
2008	.252	61-61	226	41	57	14	2	1	32	78	.345	23	4	45	4	.324	6	9	14-17	6	.970
2009	.351	64-62	231	53	81	19	5	1	38	113	.489	35	8	41	3	.444	5	1	17-19	17	.932
2010	.330	59-59	227	49	75	19	3	3	38	109	.480	29	2	41	5	.408	2	4	10-15	7	.966
TOTAL	.303	244-238	910	185	276	62	12	6	140	380	.418	107	21	173	19	.383	17	21	49-63	45	.950

MIKE CUBBAGE

1969-71

Shortstop

Induction Year: 2018



- 1970 Second Team All-ACC
- 1971 First Team All-ACC
- Team's leader in RBIs in 1971 & 1972
- Led team in home runs and hits in 1970 and 1971 respectively
- Selected in the First Round (25th overall) of the 1971 MLB Draft by the Washington Senators
- Was highest UVA draft pick for 23 years
- First player to be awarded a baseball scholarship
- Eight-year MLB career with Rangers, Twins and

Mets

- After retirement, spent 30+ years in professional baseball as a manager, coach and scout

Year	Avg.	G-GS	AB	R	H	2B	3B	HR	RBI	TB	SLG%	BB	HP	K	GDP	OB%	SF	SH	SB-A	E	FLD%
1969	.230	33-0	113	14	26	3	2	2	21	39	.345	17	2	22	0	.341	0	3	6	6	.953
1970	.339	33-0	115	24	39	8	0	6	29	65	.565	11	2	11	0	.406	0	4	8	12	.915
1971	.294	29-0	109	25	32	7	3	2	27	51	.468	22	0	15	0	.403	3	0	4-5	11	.934
TOTAL	.288	95-0	337	63	97	18	5	10	77	155	.460	50	4	48	0	.383	3	7	18-19	29	.933

SEAN DOOLITTLE

2005-07

Pitcher/First Baseman

Induction Year: 2018



- Three-time All-American
- 2006 ABCA, Baseball America, NCBWA, Collegiate Baseball and College Baseball Insider Second Team All-American
- 2007 Collegiate Baseball Third Team All-American
- 2007 Rivals.com Second Team All-American
- 2005 Baseball America and Collegiate Baseball Freshman All-American
- 2006 ACC Player of the Year
- Three-time All-ACC selection as a utility player

- 2006 & 2007 First Team All-ACC
- 2005 Second Team All-ACC
- 2005 All-ACC Tournament team
- 2006 NCAA Regional All-Tournament team
- Member of 2005 & 2006 USA Baseball FISU World Champion teams
- Left UVA as the career leader in RBIs (167) and wins (22)
- Established the single season school record in walks with 54 in 2006
- Selected 41st overall by the Oakland Athletics in 2007 MLB Draft
- Made major league debut on June 5, 2012
- First UVA pitcher to appear in the MLB All-Star Game (2014)

HITTING

Year	Avg.	G-GS	AB	R	H	2B	3B	HR	RBI	TB	SLG%	BB	HP	K	GDP	OB%	SF	SH	SB-A	E	FLD%
2005	.313	60-59	224	36	70	12	1	11	57	117	.522	25	5	28	5	.391	2	0	7-11	5	.988
2006	.324	62-62	216	49	70	15	1	4	57	99	.458	54	5	28	13	.454	9	9	2-5	8	.981
2007	.301	59-59	226	41	68	14	1	7	53	105	.465	46	4	21	5	.420	5	3	5-9	3	.993
TOTAL	.312	181-180	666	126	208	41	3	22	167	321	.482	125	14	77	23	.423	16	12	14-25	16	.987

PITCHING

Year	ERA	W-L	G-GS	CG	SHO/CBO	SV	IP	H	R	ER	BB	K	BAA	WP	HBP	BK
2005	1.64	3-2	22-1	0	0/2	2	49.1	31	10	9	16	66	.186	0	0	0
2006	2.38	11-2	18-15	0	0/1	1	90.2	64	29	24	21	108	.193	2	4	1
2007	2.40	8-3	16-14	0	0/3	0	82.1	76	28	22	21	69	.250	4	5	0
TOTAL	2.23	22-7	56-30	0	0/6	3	222.1	171	67	55	58	243	.213	6	9	1

RYAN GILLELAND

1995-98

Second Base

Induction Year: 2020



- Graduated as the program's all-time leader in games played (221), at bats (865) and RBI (166)
- Fifth all-time in career hits with 262 (graduated with the third most)
- Hit 27 career home runs, fifth-most at time of upon graduation
- One of three Cavaliers ever to accumulate 400 career total bases
- A Second Team All-ECAC selection at second base in 1997

- Set the school record for doubles in a season with 19 in 1997
- Member of the 1996 ACC Championship team
- 1995 Collegiate Baseball Newspaper Honorable Mention Freshman All-American

Year	Avg.	G-GS	AB	R	H	2B	3B	HR	RBI	TB	SLG%	BB	HP	K	GDP	OB%	SF	SH	SB-A	E	FLD%
1995	.297	53-53	192	25	57	9	0	2	28	72	.375	14	2	19	7	.343	5	0	10-13	11	.943
1996	.283	60-60	230	38	65	10	2	8	43	103	.448	13	0	19	5	.311	8	0	10-14	6	.980
1997	.335	53-53	218	44	73	19	2	8	52	120	.550	10	3	21	9	.363	6	0	9-11	8	.979
1998	.298	55-55	225	40	67	11	0	9	43	105	.467	12	2	18	4	.335	3	0	4-5	12	.964
TOTAL	.303	221-221	865	147	262	49	4	27	166	400	.462	49	7	77	25	.337	22	0	33-43	37	.969

VIRGINIA BASEBALL HALL OF FAME

SETH GREISINGER



- 1996 ABCA, Baseball America and Collegiate Baseball First Team All-American
- 1996 Second Team All-ACC selection
- Led the nation with 1.76 ERA in 1996
- 1996 ACC Tournament MVP
- Named ACC 50th Anniversary Team in 2002
- Established single-season school records for wins (12) and innings pitched (123) in 1996
- Left UVA as the program's career leader in wins (21) innings pitched (282.1), and strikeouts (290)

- Led the Cavaliers in innings pitched, wins and strikeouts in 1995 and 1996
- Struck out 16 batters over eight innings in a shutout victory against North Carolina on March 23, 1996
- Bronze medalist on the 1996 Olympic team
- Drafted in the first round (6th overall) by the Detroit Tigers in the 1996
- Was UVA's highest draft pick at the time
- MLB career spanned eight seasons with Tigers, Twins and Braves

Year	ERA	W-L	G-GS	CG	SHO/CBO	SV	IP	H	R	ER	BB	K	BAA	WP	HBP	BK
1994	4.82	3-5	11-11	1	0/0	0	61.2	66	40	33	22	54	.268	8	8	2
1995	4.70	6-7	14-13	7	0/0	0	97.2	110	66	51	34	94	.277	9	10	0
1996	1.76	12-2	16-16	6	2/2	0	123.0	78	30	24	36	141	.179	10	5	1
TOTAL	3.44	21-14	41-40	14	2/2	0	282.1	254	136	108	92	289	.235	27	23	3

PHIL GOSSELIN



- 2010 Collegiate Baseball and NCBWA Third Team All-American
- 2009 Irvine Regional All-Tournament Team; 2010 Charlottesville Regional All-Tournament Team
- 2009 ACC All-Academic Team honoree
- Two-Time First Team All-ACC selection (2009 & 2010)
- Member of UVA's first College World Series team as a sophomore in 2009
- Set the program's single season hits record and led the ACC with 100 in 2010. Had 50 hits in first 33 games in the record-breaking season

- In 2010 he batted .382 with team-highs in runs (67), hits (100), doubles (22), home runs (11) and total bases (163).
- Established the program's single-game record for walks with five against James Madison on March 17, 2010
- Selected in the 5th round (164th overall) of the 2010 MLB Draft by the Atlanta Braves: made MLB debut in 2013 with Braves

Year	Avg.	G-GS	AB	R	H	2B	3B	HR	RBI	TB	SLG%	BB	HP	K	GDP	OB%	SF	SH	SB-A	E	FLD%
2008	.305	40-38	141	21	43	10	1	2	20	61	.433	14	6	31	2	.391	0	1	6-8	7	.854
2009	.310	65-65	255	54	79	18	3	6	64	121	.475	37	6	43	3	.400	7	3	24-27	2	.988
2010	.382	64-64	262	67	100	22	4	11	61	163	.622	39	4	45	3	.460	6	2	18-22	0	1.000
TOTAL	.337	169-167	658	142	222	50	8	19	145	345	.524	90	16	119	8	.422	13	6	48-57	9	.977

BRANDON GUYER



- 2007 First Team All-ACC
- His .370 batting average in 2007 was the ninth highest in the ACC
- Set school career record for doubles (53)
- Had nine RBI vs. Niagara on March 13, 2007, second highest single-game total in program history
- Put together a 26-game hit streak during the 2007 season
- 2006 Charlottesville Regional All-Tournament

- Drafted in the fifth round (157th overall) by the Chicago Cubs in the 2007 MLB Draft

1994-96 PITCHER

Induction Year: 2018

- Made his MLB debut with the Tampa Bay Rays on May 6, 2011
- Played in the 2016 World Series with the Cleveland Indians

Year	Avg.	G-GS	AB	R	H	2B	3B	HR	RBI	TB	SLG%	BB	HP	K	GDP	OB%	SF	SH	SB-A	E	FLD%
2005	.282	55-55	202	42	57	15	2	4	30	88	.436	8	11	35	5	.339	3	0	10-13	4	.951
2006	.336	59-59	238	53	80	19	4	7	57	128	.538	13	7	30	1	.383	3	4	17-21	2	.973
2007	.370	58-57	227	51	84	19	0	8	50	127	.559	19	10	27	3	.440	1	3	18-19	1	.991
TOTAL	.331	172-171	667	146	221	53	6	19	137	343	.514	40	28	92	9	.389	7	7	45-53	7	.973

JOHN HICKS



- 2011 ABCA and Collegiate Baseball Third Team All-American
- First Virginia catcher to earn All-America honors
- 2011 First Team All-ACC
- Semifinalist for the 2011 Johnny Bench Award
- Played on 2009 & 2011 College World Series teams
- Third all-time in career doubles (54), seventh all-time in career at bats (775), ninth all-time in runs scored and hits (245), tied for 6th all-time in total

- His 92 hits in 2011 led the ACC and are tied for the third most in a single season in UVA history
- Holds the program's postseason record for runs in the game (4 vs. VCU in 2010 regional)
- Drafted in the fourth round (123rd overall) by the Seattle Mariners in the 2011 MLB Draft
- Made is MLB debut on August 29, 2015 with the Mariners

Year	Avg.	G-GS	AB	R	H	2B	3B	HR	RBI	TB	SLG%	BB	HP	K	GDP	OB%	SF	SH	SB-A	E	FLD%
2009	.307	64-59	254	51	78	13	3	8	39	121	.476	10	5	40	3	.339	5	1	6-11	6	.985
2010	.307	63-63	244	59	75	20	0	8	48	119	.488	16	6	29	5	.361	3	2	9-10	8	.985
2011	.332	68-68	277	52	92	21	1	8	59	139	.502	18	5	19	9	.373	8	0	5-9	6	.991
TOTAL	.316	195-190	775	162	245	54	4	24	146	379	.489	44	16	88	17	.358	16	3	20-30	20	.987

NICK HOWARD



- 2014 ABCA and Perfect Game Second Team All-American (RP)
- 2014 Collegiate Baseball Third Team All-American
- Two-time First Team All-ACC selections (2013 & 2014) as a utility player
- 2014 ACC All-Tournament Team and 2013 Charlottesville Regional All-Tournament Team
- Opponents batted .143 off him in the NCAA postseason, the lowest of any pitcher in program history

- Selected by the Cincinnati Reds in the first round (19th overall) in the 2014 MLB Draft
- Set ACC and UVA single season record for saves with 20 in 2014
- Ranks fourth all-time in school history with 20 career saves
- Member of the 2014 College World Series Team
- Went 5-for-5 with 3 RBI against Richmond on April 23, 2013 matching a school single-game record for hits

Year	Avg.	G-GS	AB	R	H	2B	3B	HR	RBI	TB	SLG%	BB	HP	K	GDP	OB%	SF	SH	SB-A	E	FLD%
2012	.346	26-11	52	11	18	1	1	0	6	21	.404	8	1	13	1	.435	1	0	1-2	2	.913
2013	.323	50-50	198	37	64	12	2	3	38	89	.449	8	1	31	3	.344	5	4	2-3	17	.887
2014	.261	43-41	153	20	40	6	1	1	20	51	.333	11	2	25	2	.314	3	7	1-1	1	.993
TOTAL	.303	119-102	403	68	122	19	4	4	64	161	.400	27	4	69	6	.345	9	11	4-6	20	.938

Year	ERA	W-L	G-GS	CG	SHO/CBO	SV	IP	H	R	ER	BB	K	BAA	WP	HBP	BK
2012	2.81	3-0	19-0	0	0/0	0	41.2	34	15	13	12	37	.222	3	2	0
2013	3.38	6-4	13-12	0	0/0	0	61.1	67	31	23	15	52	.277	2	4	0
2014	1.91	2-2	31-0	0	0/3	0	20	37.2	23	9	8	14	.177	4	0	0
TOTAL	2.82	11-6	63-12	0	0/3	0	140.2	124	55	44	41	149	.236	9	6	0

VIRGINIA BASEBALL HALL OF FAME

DANNY HULTZEN

2009-11

Pitcher

Induction Year: 2018



- Consensus First Team All-American in 2011
- Unanimous First Team Freshman All-American in 2009
- ACC's first two-time Pitcher of the Year (2010 & 2011)
- 2011 John Olerud Two-Way Player of the Year
- Became first Cavalier to earn ACC Freshman of the Year honors in 2009
- Three-time First Team All-ACC selection (2009-11)
- Finalist for the 2011 Golden Spikes Award

- 2011 Capital One First Team Academic All-American
- Three-time ACC All-Academic team honoree (2009-11)
- ACC All-Tournament Team (2009)
- 2011 NCAA Regional Most Outstanding Player
- 2009 NCAA Regional All-Tournament Team
- Led the ACC in strikeouts in 2010 and 2011
- Set the single season school record for wins (12) and strikeouts (165)
- Finished career as UVA's leader in career strikeouts (395) and wins (32)
- Member of two College World Series teams (2009 & 2011)
- Drafted in the first round (second overall) by the Seattle Mariners in the 2011 MLB Draft, UVA's highest draft pick

HITTING

Year	Avg.	G-GS	AB	R	H	2B	3B	HR	RBI	TB	SLG%	BB	HP	K	GDP	OB%	SF	SH	SB-A	E	FLD%
2009	.327	56-54	199	40	65	8	1	3	37	84	.422	29	0	35	4	.410	1	3	9-9	2	.993
2010	.281	25-15	57	16	16	9	0	0	10	25	.439	10	0	9	3	.388	0	1	3-3	2	.972
2011	.309	43-39	136	18	42	11	2	1	35	60	.441	18	3	12	0	.396	2	6	6-7	0	1.000
TOTAL	.314	124-108	392	74	123	28	3	4	82	169	.431	57	3	56	7	.402	3	10	18-19	4	.990

PITCHING

Year	ERA	W-L	G-GS	CG	SHO/CBO	SV	IP	H	R	ER	BB	K	BAA	WP	HBP	BK
2009	2.17	9-1	17-16	0	0/2	0	95.1	88	33	23	28	107	.250	2	8	0
2010	2.78	11-1	16-16	1	0/2	0	106.2	75	37	33	24	123	.193	6	5	0
2011	1.37	12-3	18-18	0	0/5	0	118.0	76	26	18	23	165	.184	5	9	1
TOTAL	2.08	32-5	51-50	1	0/9	0	320.0	239	96	74	75	395	.207	13	22	1

JOE KOSHANSKY

2001-04

Pitcher/First Baseman

Induction Year: 2018



- A Second Team All-American by Collegiate Baseball and Third Team All-American by Baseball America in 2004
- UVA's first-ever ACC Player of the Year (2004)
- Two-time First Team All-ACC selection (2003 & 2004)
- Represented Cavaliers on 2003 ACC All-Tournament Team
- Listed on the 2004 NCAA Regional All-Tournament Team
- Set single-season school record for RBIs with 67

- in 2004
- Only player in school history to lead the team in wins (7) and home runs (9) in the same season (2003)
- Matched program career records with 21 victories and 49 appearances in three seasons
- Drafted in the sixth round (170th overall) by the Colorado Rockies in the 2004 MLB Draft
- Made his MLB Debut with the Rockies on Sept. 1, 2007

HITTING

Year	Avg.	G-GS	AB	R	H	2B	3B	HR	RBI	TB	SLG%	BB	HP	K	GDP	OB%	SF	SH	SB-A	E	FLD%
2001	.133	10-5	15	2	2	0	0	0	1	2	.133	6	0	7	1	.381	0	0	0-0	0	1.000
2002	.156	26-10	45	8	7	2	0	1	5	12	.267	6	0	24	1	.255	0	0	0-0	3	.973
2003	.320	51-51	178	43	57	10	3	9	36	100	.562	35	4	49	2	.434	4	2	2-4	8	.981
2004	.302	59-59	222	50	67	17	1	16	67	134	.604	28	7	53	1	.388	6	0	8-9	4	.991
TOTAL	.289	146-125	460	103	133	29	4	26	109	248	.539	75	11	133	5	.394	10	2	10-1	15	.985

PITCHING

Year	ERA	W-L	G-GS	CG	SHO/CBO	SV	IP	H	R	ER	BB	K	BAA	WP	HBP	BK
2001	5.68	4-6	14-14	2	0/0	0	84.0	116	64	53	24	47	.339	5	7	1
2002	5.94	2-5	13-11	0	0/1	2	72.2	95	55	48	23	48	.320	2	4	3
2003	2.31	7-2	9-9	0	0/1	0	58.1	43	23	15	19	54	.206	0	1	1
2004	2.98	8-3	15-15	2	0/0	0	102.2	83	42	34	29	80	.227	2	8	2
TOTAL	4.25	21-16	51-49	4	0/2	2	317.2	337	184	150	95	229	.278	9	20	7

CASEY LAMBERT

2004-07

Pitcher

Induction Year: 2019



- Finished career as the ACC's all-time leader in saves (43), the sixth most in NCAA history
- School's all-time appearances leader (110)
- Graduated with the four highest single season saves totals in school history including 14 in 2005
- In 184.1 career innings pitched, struck out 177 batters
- 2007 Second Team All-ACC
- Drafted in the sixth round (187th overall) of the 2007 MLB Draft by the Cubs

Year	ERA	W-L	G-GS	CG	SHO/CBO	SV	IP	H	R	ER	BB	K	BAA	WP	HBP	BK
2004	2.54	4-1	29-1	0	0/1	8	60.1	51	18	17	21	40	.237	0	6	0
2005	2.81	1-3	27-0	0	0/6	14	41.2	35	13	13	17	39	.246	0	2	0
2006	2.79	3-2	28-0	0	0/2	10	38.2	41	18	12	11	44	.283	1	2	0
2007	2.06	3-3	28-3	0	0/4	11	43.2	34	14	10	12	54	.215	1	2	0
TOTAL	2.54	11-9	112-4	0	0/13	43	184.1	161	63	52	61	177	.244	2	12	0

JAVIER LOPEZ

1996-98

Pitcher

Induction Year: 2018



- Two-way player, sharing time on the mound and at first base for the Cavaliers
- Virginia posted winning record in each of his three seasons for the first time since 1984-86
- Started 31 games and struck out 130 batters in 164.1 career innings
- Held a career batting average of .319 with 109 hits, 15 home runs and 71 RBIs
- Drafted in the 4th round (133rd overall) by the Arizona Diamondbacks in the 1998 MLB Draft

- Won four World Series Championships, one with the Red Sox (2007) and three with the San Francisco Giants (2010, 2012, 2014)
- MLB career spanned 14 years with five different clubs

HITTING

Year	Avg.	G-GS	AB	R	H	2B	3B	HR	RBI	TB	SLG%	BB	HP	K	GDP	OB%	SF	SH	SB-A	E	FLD%
1997	.321	51-47	187	42	60	16	3	8	40	106	.567	18	2	44	0	.381	3	0	8-8	12	.968
1998	.316	41-40	155	30	49	7	2	7	31	81	.523	16	0	33	1	.378	1	0	14-18	5	.974
TOTAL	.319	92-87	342	72	109	23	5	15	71	187	.547	34	2	77	1	.380	4	0	22-26	17	.970

PITCHING

Year	ERA	W-L	G-GS	CG	SHO/CBO	SV	IP	H	R	ER	BB	K	BAA	WP	HBP	BK
1996	4.72	4-2	18-10	0	0/0	0	53.1	56	39	28	35	36	.272	7	3	3
1997	7.90	3-1	8-7	0	0/0	0	27.1	40	30	24	14	22	.333	3	0	0
1998	6.78	5-6	14-14	0	0/0	0	83.2	101	72	63	53	72	.301	9	6	0
TOTAL	6.30	12-9	40-31	0	0/0	0	164.1	197	141	115	102	130	.298	19	9	3

VIRGINIA BASEBALL HALL OF FAME

BILL NARLESKI

1984-87

Shortstop

Induction Year: 2018



- Three-time All-ACC selection
- First Team All-ACC in 1986
- Second Team All-ACC in 1985 & 1987
- Served as team captain and was a two-time team MVP
- Established the school's single-season and career benchmarks in almost every offensive category
- Program's all-time leader in hits (281) and total bases (431)

- His 281 career hits were the fourth most by an ACC player
- Gained national notoriety in 1986 after putting together a 36-game hit streak and 54-game on-base streak
- As a true freshman, led the team in hits with 60 in 1984
- Won a Bronze Medal in the 1986 World Championships for USA Baseball
- Selected in the 18th round (461st overall) by the Baltimore Orioles in the 1986 MLB Draft

Year	Avg.	G-GS	AB	R	H	2B	3B	HR	RBI	TB	SLG%	BB	HP	K	GDP	OB%	SF	SH	SB-A	E	FLD%
1984	.366	42-42	164	38	60	8	3	4	27	86	.524	24	1	12	0	.447	1	2	15-17	16	.919
1985	.376	53-53	210	57	79	18	0	9	53	124	.590	35	1	10	0	.455	7	1	13-13	21	.918
1986	.370	49-49	192	55	71	10	2	8	50	109	.568	39	0	19	0	.470	3	2	23-26	22	.911
1987	.384	48-48	185	43	71	16	2	7	36	112	.605	27	1	13	0	.460	2	0	21-24	12	.947
TOTAL	.374	192-192	751	193	281	52	7	28	166	431	.574	125	3	54	0	.459	13	5	72-80	71	.923

JARRETT PARKER

2008-10

Outfield

Induction Year: 2020



2009 ABCA, Baseball America and NCBWA Second Team All-American; 2009 Third Team All-American by Collegiate Baseball; 2009 First Team All-American by Rivals.com

- First Team All-ACC in 2009, Second Team in 2010
- Set single-season records for runs (76), hits (94), triples (8) and total bases (176) in 2009
- Ranks in the top 10 in career runs (161 – T-9th) and total bases (369 – 10th)

- His 26 career home runs are 10th most in UVA History and 16 in 2009 are the third most in a single-season
- His 16 home runs in 2009 were the third most in school history
- 2009 Irvine Regional and 2010 Charlottesville Regional All-Tournament Team
- 2008 ACC All-Academic Team
- Selected in the 2nd round (74th overall) in the 2010 MLB Draft by the San Francisco Giants and made his major league debut with the club in 2015

Year	Avg.	G-GS	AB	R	H	2B	3B	HR	RBI	TB	SLG%	BB	HP	K	GDP	OB%	SF	SH	SB-A	E	FLD%
2008	.264	50-45	148	29	39	4	3	0	16	49	.331	19	4	41	3	.360	1	3	14-16	1	.989
2009	.355	65-65	265	76	94	20	7	16	65	176	.664	39	11	80	7	.450	5	4	20-25	4	.977
2010	.333	65-65	243	56	81	17	8	10	56	144	.593	33	8	56	0	.419	7	1	12-14	0	1.000
TOTAL	.326	180-175	656	161	214	41	18	26	137	369	.563	91	23	177	10	.419	13	8	46-55	5	.988

STEVEN PROSCIA

2009-11

Third Base

Induction Year: 2019



- 2009 Collegiate Baseball Freshman All-American
- 2011 First Team All-ACC selection
- Named the 2011 ACC Tournament MVP
- Member of the 2009 & 2011 College World Series teams
- Program's all-time leader in career RBI (182)
- Ranks second in program history with 411 career total bases and 59 career doubles
- Ranked in the top 10 in career home runs (28 – T-6th) & career hits (254 – 7th)

- Listed on the 2009 Irvine Regional and 2011 Charlottesville Regional All-Tournament Team

- Selected in the 7th Round (213th overall) by the Seattle Mariners in the 2011 MLB Draft

Year	Avg.	G-GS	AB	R	H	2B	3B	HR	RBI	TB	SLG%	BB	HP	K	GDP	OB%	SF	SH	SB-A	E	FLD%
2009	.333	64-64	258	53	86	22	2	10	58	142	.550	17	5	50	3	.379	5	0	13-15	14	.907
2010	.314	64-64	255	52	80	18	4	10	65	136	.533	20	5	45	4	.362	10	0	8-8	15	.904
2011	.320	68-68	275	52	88	19	1	8	59	133	.484	20	5	38	5	.368	7	1	11-16	7	.955
TOTAL	.322	196-196	788	157	254	59	7	28	182	411	.522	57	15	133	12	.370	22	1	32-39	36	.922

MARK REYNOLDS

2002-04

Shortstop

Induction Year: 2018



- 2004 Second Team All-ACC
- 2002 Freshman All-American by Collegiate Baseball
- Hit 15 home runs in 2002, the most ever by any UVA first year
- Upon leaving UVA, his 35 career home runs were tied for the second most in program history
- In 2004 tied school record for runs in a season with 60
- Played for USA Baseball in 2006 Olympic Qualifying Tournament

- Drafted in the 16th round (476th overall) by the Arizona Diamondbacks in the 2004 MLB Draft

- Made his major league debut on May 16, 2007 with the Diamondbacks


Year	Avg.	G-GS	AB	R	H	2B	3B	HR	RBI	TB	SLG%	BB	HP	K	GDP	OB%	SF	SH	SB-A	E	FLD%
2002	.283	57-55	205	41	58	12	0	15	43	115	.561	20	4	53	4	.355	2	3	8-9	22	.904
2003	.295	52-52	200	45	59	14	3	9	46	106	.530	19	6	50	3	.364	6	4	3-5	17	.925
2004	.274	59-59	234	60	64	11	5	11	48	118	.504	37	8	59	3	.387	3	4	18-22	20	.930
TOTAL	.283	168-166	639	146	181	37	8	35	137	339	.531	76	18	162	10	.370	11	11	29-36	59	.920

EPPA RIXEY

1912-14

Pitcher

Induction Year: 2018




- Elected to the National Baseball Hall of Fame in Cooperstown in 1963, the only player from UVA and any ACC school enshrined
- Played 21 seasons in MLB for the Phillies (1912-20) and the Reds (1921-33)
- Set National League record for most career victories by a left-handed pitcher with 266
- Never played a single game in minor leagues
- Also lettered in basketball at UVA

MEL ROACH

1952-53

Second Baseman

Induction Year: 2019



- Three-sport athlete at UVA (football, basketball, baseball)
- Inducted into the Virginia Sports Hall of Fame (Class of 1988)
- Led the state in hitting in 1952 and 1953
- Eight seasons in the MLB with the Braves (1953-61), Cubs (1961) and Pirates (1962)

VIRGINIA BASEBALL HALL OF FAME

CHRIS TAYLOR

2010-12
Shortstop
Induction Year: 2020



- Drafted in the fifth round (161st overall) by the Seattle Mariners in the 2012 MLB Draft and made his major league debut with the club in 2014
- Walk-off single in 2011 Super Regional vs. UC Irvine to send UVA to its second College World Series
- Named to 2011 Charlottesville Regional All-Tournament Team and ACC All-Tournament Team
- His 63 runs scored in 2011 led the ACC and are the fifth most in school history

- Holds school record for at bats in a season (285 – in 2011)
- Was named the co-MVP of the 2017 NLCS and played in the 2017 and 2018 World Series with the Los Angeles Dodgers

Year	Avg.	G-GS	AB	R	H	2B	3B	HR	RBI	TB	SLG%	BB	HP	K	GDP	OB%	SF	SH	SB-A	E	FLD%
2010	.305	29-13	59	19	18	3	1	0	7	23	.390	16	3	11	2	.463	2	0	0-0	4	.857
2011	.305	68-68	285	63	87	18	2	2	49	115	.404	27	11	45	3	.385	2	3	15-21	17	.931
2012	.284	59-59	236	57	67	13	5	5	47	105	.445	35	6	38	5	.383	5	4	12-14	19	.922
TOTAL	.297	156-140	580	139	172	34	8	7	103	243	.419	78	20	94	10	.393	9	7	27-35	40	.923

JACOB THOMPSON

2006-08
Pitcher
Induction Year: 2018



- Consensus First Team All-American in 2007
- Earned Baseball America & Collegiate Baseball Freshman All-American honors in 2006
- 2007 Finalist for Roger Clemens Award
- 2007 First Team All-ACC
- 2006 Second Team All-ACC
- Led the ACC and was ranked 5th in the nation with 1.50 ERA as a sophomore
- Put together one of the best seasons ever for a UVA pitcher by going 11-0 with a 1.50 ERA and 101 strikeouts in 2007

- Matched a school record with 16 starts in both his freshman and sophomore seasons
- His 27 career wins established a new program mark
- Led the UVA pitching staff in innings pitched in 2006 & 2007
- Won a silver medal playing for Team USA in the 2007 Pan American Games
- Drafted in the fifth round (160th overall) by the Atlanta Braves in the 2008 MLB Draft

Year	ERA	W-L	G-GS	CG	SHO/CBO	SV	IP	H	R	ER	BB	K	BAA	WP	HBP	BK
2006	2.60	10-4	16-16	1	1/1	0	100.1	82	36	29	29	77	.225	3	8	1
2007	1.50	11-0	17-16	2	2/1	0	114.0	79	23	19	32	101	.198	0	8	2
2008	4.30	6-4	15-15	1	0/0	0	81.2	90	50	39	31	70	.274	6	0	2
TOTAL	2.65	27-8	48-47	4	3/2	0	296.0	251	109	87	92	248	.230	9	16	5

JIM WEST

1962-80
Coach
Induction Year: 2018



- UVA head coach from 1962-80
- Compiled 281 wins in 19 seasons
- Led UVA to the 1972 ACC Regular Season Championship and its first NCAA Regional
- His number 24 is the only number retired in program history
- Worked in the UVA athletic department for 33 years in various roles including senior associate athletic director
- Earned his undergraduate (1958), master's degree (1959) and his doctorate (1975) from Virginia

TYLER WILSON

2008-11
Pitcher
Induction Year: 2018



- 2011 Second Team All-ACC
- 2011 ACC All-Academic Team
- Winner of the esteemed Lowe's Senior CLASS Award in 2011
- Went 10-0 with a 2.24 ERA while striking out 124 batters in 104.1 innings pitched in 2011
- Amassed 267 strikeouts and 27 wins as a four-year letterwinner, both in the top 5 in program history
- Member of the 2009 & 2011 College World Series teams

- Credited with two wins on the mound in the 2011 CWS
- Drafted in the 10th round (305th overall) by the Baltimore Orioles in the 2011 MLB Draft
- Made MLB debut on May 20, 2015 with the Orioles

PITCHING

Year	ERA	W-L	G-GS	CG	SHO/CBO	SV	IP	H	R	ER	BB	K	BAA	WP	HBP	BK
2008	4.20	0-0	10-1	0	0/0	0	15.0	13	7	7	9	13	.232	2	2	1
2009	2.97	9-3	31-2	0	0/1	1	66.2	57	23	22	21	63	.237	7	2	1
2010	3.41	8-4	31-0	0	0/1	3	63.1	45	27	24	25	67	.198	2	4	1
2011	2.24	10-0	19-16	0	0/0	0	104.1	75	29	26	22	124	.200	3	4	1
TOTAL	2.85	27-7	91-19	0	0/2	4	249.1	190	86	79	77	267	.211	14	12	4

DENNIS WOMACK

1981-03
Coach
Induction Year: 2018



- UVA head coach from 1981-2003
- Compiled 594 wins the most in program history until 2017
- 1985 ACC Coach of the Year
- Led UVA to NCAA Regionals in 1985 & 1996
- 1985 ACC Regular Season Championship
- 1996 ACC Tournament Champions
- Coached 39 All-ACC selections (17 first-team honorees), three All-Americans, three Academic All-Americans and had 40 players selected in the Major League Baseball Draft, including two first round selections

RYAN ZIMMERMAN

2003-05
Third Baseman
Induction Year: 2018



- 2005 Baseball America Second Team All-American
- 2005 NCBWA Third Team All-American
- 2004 First Team All-ACC
- 2005 Second Team All-ACC
- 2005 ACC All-Tournament Team
- 2005 NCAA Regional All-Tournament Team
- Set UVA single-season hits record, twice with 90 in 2004 and 92 in 2005
- Led the team in batting average in back-to-back years (2004 & 2005)

- Won a gold medal with USA Baseball in the 2004 World University games
- Drafted in the first round (4th overall) by the Washington Nationals in the 2005 MLB Draft, UVA's highest draft pick ever
- Made MLB debut on Sept. 5, 2005 with the Nationals, just over two months after being drafted
- First Cavalier to play in an MLB All-Star Game (2009)
- 2009 Gold Glove Award Winner at 3B
- Silver Slugger Award winner in 2009 & 2010

Year	Avg.	G-GS	AB	R	H	2B	3B	HR	RBI	TB	SLG%	BB	HP	K	GDP	OB%	SF	SH	SB-A	E	FLD%
2003	.308	54-54	221	28	68	13	1	0	36	83	.376	11	1	28	6	.340	2	4	2-4	14	.924
2004	.361	59-59	249	49	90	16	2	1	45	113	.454	11	6	18	3	.395	5	3	13-14	10	.944
2005	.393	61-61	234	51	92	18	4	6	59	136	.581	31	6	14	11	.469	4	0	17-21	11	.941
TOTAL	.355	174-174	704	128	250	47	7	7	140	332	.472	53	13	60	20	.405	11	7	32-39	35	.936

SINGLE-GAME/MISCELLANEOUS RECORDS



Peter Sposato



Greg Miclat

BATTING

At Bats	Adam Haseley	8	vs. Marist	2/22/15
	Christian Lowry	8	vs. Marist	2/22/15
	Daniel Pinero	8	vs. Marist	2/22/15
	Brandon Guyer	8	at Coll. of Charleston	2/26/06
	Mike Mitchell	8	at Coll. of Charleston	2/26/06
	25 times	7		
Runs	10x, last by Tyler Cannon	5	at Wake Forest	3/6/09
Hits	Mark McMillian	6	at Maryland	4/28/90
	Jeff Booker	6	Liberty Baptist	4/1/85
	27x, last by Nick Howard	5	Richmond	4/24/13
RBI	Peter Sposato	10	vs. Maryland	4/11/78
	Brandon Guyer	9	Niagara	3/13/07
	Bobby Rivell	9	at Maryland	4/28/90
Stolen Bases	Greg Miclat	4	at Clemson	4/20/07
	Mike Mitchell	4	at NC A&T	2/15/04
	23x, last by Chris Taylor	3	NC State	4/24/11
Caught Stealing	12x, last by Nic Kent	2	vs Norfolk St.	4/10/19
Doubles	30x, last by Zack Gelof	3	vs. Vanderbilt	2/15/19
Triples	13x, last by Adam Haseley	2	vs. Wake Forest	5/28/16
Home Runs	Peter Sposato	4	vs. Maryland	4/11/78
	Steve Cunha	3	at Maryland	4/27/90
	Jay West	3	vs. Maryland	4/11/78
	65 times, last by Tanner Morris	2	Wagner	3/4/19
Bases on Balls	Phil Gosselin	5	at James Madison	3/17/10
	18x, last by Nate Eikhoff	4	Boston College	3/18/18
Hit By Pitch	5x, last by Caleb Knight	3	at Miami	3/25/18
Sacrifice Hits	4x, last by Nick Howard	3	Boston College	3/15/14
Sacrifice Flies	25x, last by Justin Novak	2	Clemson	4/29/18
Strikeouts	3x, last by Jared King	5	at Duke	4/20/12

PITCHING

Strikeouts	Harry Thomas	19	Clemson	4/26/74
	Nathan Kirby	18	at Pittsburgh	4/4/14
	Seth Greisinger	16	North Carolina	3/23/96
Earned Runs	Seth Greisinger	13	at Old Dominion	2/23/95
Runs	Seth Greisinger	13	at Old Dominion	2/23/95
	Mike Long	13	Kent State	3/21/87
Bases on Balls	Derrick Cusic	10	Md. Eastern Shore	2/29/92
	George Cave	10	vs. Purdue-Fort Wayne	3/17/79

WIN/LOSS MARGIN

WIN				LOSS			
1.	27 (29-2)	Niagara	3/13/07	1.	28 (28-0)	Baltimore	1894
2.	26 (27-1)	Coppin State	2/28/08	2.	24 (28-4)	Yale	1894
	26 (28-2)	at Richmond	4/16/71	3.	23 (23-0)	Boston (AL)	1901
	26 (27-1)	Akron	1950		23 (25-2)	Pennsylvania	1890
	26 (27-1)	William & Mary	1902	5.	22 (26-4)	Clemson	4/17/77
					22 (22-0)	Buffalo	1921
					22 (22-0)	Boston	1892

GAME LENGTH: INNINGS

1.	18	vs. Marist (Charleston, S.C.)	2/22/15
2.	17	at College of Charleston	2/26/06
3.	16	at Clemson	4/19/74
4.	15	vs. TCU (College World Series; Omaha, Neb.)	6/17/14
5.	14	James Madison	4/25/07
	14	at North Carolina	4/1/05
	14	Georgia Tech	4/2/99
	14	at North Carolina	4/9/89
9.	13	at Boston College	4/10/16
	13	vs. South Carolina (CWS; Omaha, Neb.)	6/24/11
	13	Oregon State (NCAA Regional)	6/2/07
	13	at Wake Forest	4/3/93

GAME LENGTH: TIME

1.	5:30 (11)	at Virginia Tech	5/16/19
2.	5:19 (17)	at College of Charleston	2/26/06
3.	5:08 (18)	vs. Marist (Charleston, S.C.)	2/22/15
4.	5:01 (13)	at Boston College	4/10/16
5.	4:53 (13)	Oregon State (NCAA Regional)	6/2/07
	4:53 (9)	Boston College	3/18/18
7.	4:51 (15)	vs. TCU (College World Series; Omaha, Neb.)	6/17/14
8.	4:48 (11)	vs. Southern California (NCAA Lake Elsinore Regional)	5/31/15
9.	4:46 (12)	vs. Arkansas (College World Series; Omaha, Neb.)	6/17/09
10.	4:40 (14)	at North Carolina	4/1/05
11.	4:39 (14)	James Madison	4/25/07
12.	4:36 (11)	Virginia Tech	3/9/12

Longest 9-Inning Games:

4:53	Boston College	3/18/18
4:48	at Wake Forest	5/19/18
4:32	Virginia Tech	4/8/18
4:30	North Carolina	4/17/16

NO-HITTERS (6)

Name	Opponent	Score	Date
Ned Turnbull	NC State	4-0	4/22/66
Barry Collier	Mansfield State	4-1	3/27/74
Mike Ballard	Boston College	5-0	4/16/06
Will Roberts (perfect game)	George Washington	2-0	3/29/11
Nathan Kirby	at Pittsburgh	4-0	4/4/14
Nicholson/Rohm/Donahue			
Wilson/Meyer/Sousa	William & Mary	4-3 (11)	2/28/18

NOTE: Single-game records are since 1958 season
(No statistics available for 1971 or prior to 1958. Only statistics available from 1958 through the 1970 season are hits, AB, 2B, 3B, HR)



Will Roberts - 2011 Perfect Game

BATTING RECORDS

GAMES PLAYED CAREER

1. Tyler Cannon (2007-10).....	244
2. David Stone (1999-2002).....	225
3. Ryan Gilleland (1995-98).....	221
Kyle Werman (2002-05).....	221
5. Adam Robinson (1994-97).....	219
Matt Street (2002-05).....	219
7. Tim Henry (2004-07).....	215
8. Keith Werman (2009-12).....	214
9. Kenny Towns (2012-15).....	207
10. John Barr (2008-11).....	203

SEASON

1. Branden Cogswell (2014).....	69
Joe McCarthy (2014).....	69
Mike Papi (2014).....	69
4. Adam Haseley (2015).....	68
Pavin Smith (2015).....	68
Kenny Towns (2015).....	68
Daniel Pinero (2014).....	68
John Hicks (2011).....	68
Steven Proscia (2011).....	68
Chris Taylor (2011).....	68
Keith Werman (2011).....	68

BATTING AVERAGE CAREER

(MINIMUM 250 AT-BATS)

1. Jeff Booker (1984-85).....	376
2. Bill Narleski (1984-87).....	374
3. Stephen Bruno (2010-12).....	366
Kent Savedge (1984-87).....	366
5. Ryan Zimmerman (2003-05).....	355
6. Kevin O'Sullivan (1990-91).....	351
7. Jeff Musser (1979-80).....	348
8. Steve Cunha (1988-91).....	345
9. Glenn Harris (1980-83).....	343
10. Steve Bryant (1968-70).....	341

SEASON

(MINIMUM 75 AT-BATS)

1. Tom Phillips (1949).....	452
2. Jeff Booker (1985).....	427
3. Glenn Harris (1981).....	425
4. Allen Barbee (1954).....	421
5. Keith Werman (2010).....	414
6. Steve Cunha (1991).....	400
Robbin Marvin (1972).....	400
Chuck Arnold (1956).....	400
9. Brian Buchanan (1994).....	396
10. Jay West (1981).....	395

AT-BATS CAREER

1. Tyler Cannon (2007-10).....	910
2. Ryan Gilleland (1995-98).....	865
3. Matt Street (2002-05).....	861
4. David Stone (1999-2002).....	851
5. Adam Robinson (1994-97).....	826
6. Steven Proscia (2009-11).....	788
7. John Hicks (2009-11).....	775
8. Bobby Rivell (1987-90).....	769
9. Bill Narleski (1984-87).....	751
10. Adam Haseley (2015-17).....	746

SEASON

1. Chris Taylor (2011).....	285
2. John Hicks (2011).....	277
3. Adam Haseley (2015).....	276
4. Steven Proscia (2011).....	275
5. Pavin Smith (2015).....	270
6. Kenny Towns (2015).....	267
7. Jarrett Parker (2009).....	265
8. Ernie Clement (2016).....	262
Phil Gosselin (2010).....	262
10. Branden Cogswell (2014).....	259

RUNS CAREER

1. Bobby Rivell (1987-90).....	199
2. Bill Narleski (1984-87).....	193
3. Adam Haseley (2015-17).....	185
Tyler Cannon (2007-10).....	185
5. Matt Street (2002-05).....	183
6. Adam Robinson (1994-97).....	175
7. David Stone (1999-02).....	174
8. John Galloway (1994-97).....	163
9. John Hicks (2009-11).....	162
Jarrett Parker (2008-10).....	161

SEASON

1. Jarrett Parker (2009).....	76
2. Adam Haseley (2017).....	68
3. Brandon Downes (2013).....	67
Phil Gosselin (2010).....	67
5. Chris Taylor (2011).....	63
6. Ernie Clement (2016).....	62
7. Adam Haseley (2016).....	61
8. Daniel Pinero (2015).....	60
Mark Reynolds (2004).....	60
David Guy (1988).....	60

HITS

CAREER

1. Bill Narleski (1984-87).....	281
2. Tyler Cannon (2007-10).....	276
David Stone (1999-02).....	276
4. Adam Robinson (1994-97).....	263
5. Ryan Gilleland (1995-98).....	262
6. Matt Street (2002-05).....	255
7. Steven Proscia (2009-11).....	254
8. Ryan Zimmerman (2003-05).....	250
9. John Hicks (2009-11).....	245
10. Bobby Rivell (1987-90).....	240

SEASON

1. Phil Gosselin (2010).....	100
2. Jarrett Parker (2009).....	94
3. Ernie Clement (2016).....	92
John Hicks (2011).....	92
Ryan Zimmerman (2005).....	92
6. Ryan Zimmerman (2004).....	90
7. Stephen Bruno (2012).....	88
Steven Proscia (2011).....	88
Dan Grovatt (2009).....	88
Jon Benick (1999).....	88

RUNS BATTED IN CAREER

1. Steven Proscia (2009-11).....	182
2. Pavin Smith (2015-17).....	178
3. Sean Doolittle (2005-07).....	167
4. Ryan Gilleland (1995-98).....	166
Bill Narleski (1984-87).....	166
6. Jon Benick (1998-01).....	162
7. Kenny Towns (2012-15).....	159
8. George Priftis (1980-83).....	158
9. Dan Grovatt (2008-10).....	157
10. Mike Lindner (1987-90).....	154

SEASON

1. Pavin Smith (2017).....	77
2. Kenny Towns (2015).....	67
Joe Koshansky (2004).....	67
4. Brian Buchanan (1994).....	66
5. Steven Proscia (2010).....	65
Jarrett Parker (2009).....	65
7. Matt Thaiss (2015).....	64
Phil Gosselin (2009).....	64
9. Phil Gosselin (2010).....	61
10. Dan Grovatt (2010).....	60
Brian Sherlock (1998).....	60

HOME RUNS CAREER

1. E.J. Anderson (1995-98).....	37
2. Mark Reynolds (2002-04).....	35
Jon Benick (1998-01).....	35
4. Mike Lindner (1987-90).....	33
5. Brian Buchanan (1992-94).....	30
6. Pavin Smith (2015-17).....	28
Steven Proscia (2009-11).....	28
Bill Narleski (1984-87).....	28
9. Ryan Gilleland (1995-98).....	27
10. Jarrett Parker (2008-10).....	26
Joe Koshansky (2001-04).....	26

SEASON

1. Brian Buchanan (1994).....	22
2. Jon Benick (2001).....	18
3. Jarrett Parker (2009).....	16
Joe Koshansky (2004).....	16
5. Mark Reynolds (2002).....	15
6. Adam Haseley (2017).....	14
E.J. Anderson (1996).....	14
Kevin McDonald (1988).....	14
Kent Savedge (1986).....	14
10. Pavin Smith (2017).....	13

TOTAL BASES CAREER

1. Bill Narleski (1984-87).....	431
2. Steven Proscia (2009-11).....	411
3. Ryan Gilleland (1995-98).....	400
4. Adam Robinson (1994-97).....	394
5. Tyler Cannon (2007-10).....	380
6. John Hicks (2009-11).....	379
Bobby Rivell (1987-90).....	379
8. Pavin Smith (2015-17).....	373
9. Jon Benick (1998-01).....	372
10. Jarrett Parker (2008-10).....	369

SEASON

1. Jarrett Parker (2009).....	176
2. Brian Buchanan (1994).....	165
3. Phil Gosselin (2010).....	163
4. Dan Street (2002).....	153
5. Adam Haseley (2017).....	147
6. Brandon Downes (2013).....	144
Jarrett Parker (2010).....	144
8. Steven Proscia (2009).....	142
9. Hunter Wyant (2001).....	140
10. John Hicks (2011).....	139

DOUBLES CAREER

1. Tyler Cannon (2007-10).....	62
2. Steven Proscia (2009-11).....	59
3. John Hicks (2009-11).....	54
4. Brandon Guyer (2005-07).....	53
5. Bill Narleski (1984-87).....	52
6. Kenny Towns (2012-15).....	51
7. Phil Gosselin (2008-10).....	50
8. Ryan Gilleland (1995-98).....	49
9. Brian Sherlock (1995-98).....	48
Bobby Rivell (1987-90).....	48

SEASON

1. Stephen Bruno (2012).....	23
Dan Street (2002).....	23
3. Phil Gosselin (2010).....	22
Steven Proscia (2009).....	22
Dan Grovatt (2008).....	22
6. Kenny Towns (2015).....	21
John Hicks (2011).....	21
Tanner Morris (2019).....	21
9. Daniel Pinero (2016).....	20
Brandon Downes (2013).....	20
John Hicks (2010).....	20
Jarrett Parker (2009).....	20
Robert Word (2002).....	20

TRIPLES CAREER

1. Jarrett Parker (2008-10).....	18
2. Brian Buchanan (1992-94).....	13
3. Derek Fisher (2012-14).....	12
Tyler Cannon (2007-10).....	12
5. Brandon Downes (2012-14).....	11
John Galloway (1994-97).....	11
Jason Cook (1990-93).....	11
Jay West (1978-80).....	11
9. Adam Haseley (2015-17).....	10
Tom Crowley (1991-93).....	10

SEASON

1. Derek Fisher (2012).....	8
Jarrett Parker (2010).....	8
3. Jake McCarthy (2017).....	7
Brandon Downes (2013).....	7
Jarrett Parker (2009).....	7
Hunter Wyant (2001).....	7
7. Adam Haseley (2016).....	6
Brian Buchanan (1993).....	6
Keith Kowalski (1985).....	6
Jay West (1978).....	6
Steve Bryant (1969).....	6

STOLEN BASES CAREER

1. Greg Miclat (2006-08).....	83
David Stone (1999-02).....	83
3. Bill Narleski (1984-87).....	72
4. Adam Robinson (1994-97).....	57
5. Bobby Rivell (1987-90).....	56
6. Matt Street (2002-05).....	55
7. Chris Kughn (1987-90).....	50
8. Tyler Cannon (2007-10).....	49
9. Phil Gosselin (2008-10).....	48
10. Robbin Marvin (1969-72).....	47
Mike Mitchell (2004-07).....	47

SEASON

1. Greg Miclat (2007).....	32
2. Greg Miclat (2008).....	30
3. Jake McCarthy (2017).....	27
4. David Stone (2002).....	26
5. Phil Gosselin (2009).....	24
6. Bill Narleski (1986).....	23
7. Adam Robinson (1997).....	22
Chris Kughn (1990).....	22
Bobby Rivell (1990).....	22
10. Greg Miclat (2006).....	21
David Stone (2001).....	21
Bill Narleski (1987).....	21
Robbin Marvin (1972).....	21

BASES ON BALLS CAREER

1. David Stone (1999-02).....	156
2. Sean Doolittle (2005-07).....	125
Bill Narleski (1984-87).....	125
4. Jared King (2009, 2011-13).....	123
5. Mike Papi (2012-14).....	121
6. Justin Counts (1993-96).....	114
Daniel Pinero (2014-16).....	114
8. Joe McCarthy (2013-15).....	113
9. George Priftis (1980-83).....	112
10. Adam Haseley (2015-17).....	111

SEASON

1. Mike Papi (2014).....	61
2. Joe McCarthy (2013).....	54
Sean Doolittle (2006).....	54
Justin Counts (1996).....	54
5. Jared King (2012).....	51
6. Sean Doolittle (2007).....	46
7. Mike Papi (2013).....	45
8. Adam Haseley (2017).....	44
9. David Stone (2001).....	43
10. Branden Cogswell (2014).....	42
David Stone (2002).....	42
Brian Sherlock (1998).....	42

BATTING/PITCHING RECORDS

HIT BY PITCH

CAREER

1. Tim LaVigne (1997-00).....	51
2. Matt Street (2002-05).....	38
3. John Barr (2008-11).....	33
4. Kenny Towns (2012-15).....	31
5. Kyle Werman (2002-05).....	30
6. Tom Hagan (2003-06).....	28
Brandon Guyer (2005-07).....	28
8. Nate Irving (2012-14).....	27
Jeremy Farrell (2005-08).....	27
Beau Seabury (2006-07).....	27

SEASON

1. Tim LaVigne (1999).....	20
2. Joe McCarthy (2014).....	18
3. Tim LaVigne (1998).....	17
4. Kyle Werman (2004).....	16
5. Stephen Bruno (2012).....	15
John Barr (2011).....	15
Keith Werman (2011).....	15
8. Nate Irving (2012).....	14
Beau Seabury (2007).....	14
Matt Street (2004).....	14
Tim LaVigne (2000).....	14

ON-BASE PERCENTAGE

SEASON

1. Bill Narleski (1984).....	.524
2. Mike Papi (2013).....	.517
3. Tony Latham (1983).....	.512
4. Kent Savedge (1986).....	.500
5. Dave Duncan (1978).....	.493
6. Adam Haseley (2017).....	.491
George Priftis (1983).....	.491
8. Dave Bratt (1973).....	.489
9. Keith Werman (2010).....	.486
Greg Miclat (2007).....	.486

SLUGGING

SEASON

1. Brian Buchanan (1994).....	.838
2. Chuck Arnold (1956).....	.800
3. Duke Duncan (1978).....	.737
4. Kevin McDonald (1988).....	.728
5. Kent Savedge (1986).....	.702
6. Don Aicholz (1950).....	.670
7. Jarrett Parker (2009).....	.664
8. Jay West (1978).....	.661
9. Adam Haseley (2017).....	.659
Dan Street (2002).....	.659

PITCHING APPEARANCES

CAREER

1. Casey Lambert (2004-07).....	112
2. Michael Schwimer (2005-08).....	93
3. Tim LaVigne (1997-2000).....	92
4. Tyler Wilson (2008-11).....	91
5. Kyle Crockett (2011-13).....	88
6. Whit Mayberry (2010-14).....	87
7. Alec Bettinger (2014-17).....	82
8. Josh Sborz (2013-15).....	80
9. Justin Thompson (2009-12).....	76
10. Andrew Carraway (2006-09).....	74

SEASON

1. Michael Schwimer (2006).....	36
2. Justin Thompson (2012).....	34
3. Josh Sborz (2015).....	33
4. Kyle Crockett (2012).....	32
Brandon Kline (2011).....	32
Matt Packer (2009).....	32
Matt Moore (1994).....	32
8. Nick Howard (2014).....	31
Tyler Wilson (2010).....	31
Kevin Arico (2009).....	31
Tyler Wilson (2009).....	31

GAMES STARTED

CAREER

1. Brandon Waddell (2013-15).....	53
2. Danny Hultzen (2009-11).....	50
3. Joe Koshansky (2001-04).....	49
Brandon Creswell (1998-2001).....	49
5. Jacob Thompson (2006-08).....	47
6. Kent Kruse (1990-93).....	45
7. Pat Daneker (1995-97).....	40
Seth Greisinger (1994-96).....	40
David Sammons (1986-89).....	40
10. Frank Lankford (1990-93).....	39

SEASON

1. Brandon Waddell (2015).....	19
2. Connor Jones (2015).....	18
Nathan Kirby (2014).....	18
Brandon Waddell (2014).....	18
Danny Hultzen (2011).....	18
6. Will Roberts (2011).....	17
7. Scott Silverstein (2013).....	16
Brandon Waddell (2013).....	16
Tyler Wilson (2011).....	16
Danny Hultzen (2010).....	16
Robert Morey (2010).....	16
Danny Hultzen (2009).....	16
Jacob Thompson (2007).....	16
Jacob Thompson (2006).....	16
Mike Ballard (2006).....	16
Andrew Dobies (2004).....	16
Brandon Creswell (2000).....	16
Seth Greisinger (1996).....	16

WINS

CAREER

1. Danny Hultzen (2009-11).....	32
2. Tyler Wilson (2008-11).....	27
Jacob Thompson (2006-08).....	27
4. Alec Bettinger (2014-17).....	22
Connor Jones (2014-16).....	22
Sean Doolittle (2005-07).....	22
7. Brandon Waddell (2013-15).....	21
Joe Koshansky (2001-04).....	21
Seth Greisinger (1994-96).....	21
Tim Burcham (1983-85).....	21

SEASON

1. Danny Hultzen (2011).....	12
Seth Greisinger (1996).....	12
3. Connor Jones (2016).....	11
Will Roberts (2011).....	11
Danny Hultzen (2010).....	11
Jacob Thompson (2007).....	11
Sean Doolittle (2006).....	11
Tim Burcham (1985).....	11
9. Brandon Waddell (2014).....	10
Scott Silverstein (2013).....	10
Tyler Wilson (2011).....	10
Jacob Thompson (2006).....	10

WINNING PERCENTAGE

CAREER

(MINIMUM 10 DECISIONS)

1. Robert Poutier (2005-09/11-1).....	.917
2. David Rosenberger (2012-15/9-1).....	.900
Will Roberts (2009-11/18-2).....	.900
4. Shane Halley (2009-12/14-2).....	.875
5. Danny Hultzen (2009-11/32-5).....	.865
6. Whit Mayberry (2010-14/18-3).....	.857
Craig Zaikov (1993-96/12-2).....	.857
8. Mike Judkins (1971-72/10-2).....	.833
9. Connor Jones (2014-16/22-5).....	.815
10. Kyle Crockett (2011-13/12-3).....	.800
Andrew Carraway (2006-09/20-5).....	.800
Jack Leachman (1947-49/12-3).....	.800

SEASON

(MINIMUM FIVE DECISIONS)

1. Jacob Thompson (2007/11-0).....	1.000
Tyler Wilson (2011/10-0).....	1.000
Alec Bettinger (2017/8-0).....	1.000
Pat McAnaney (2005/7-0).....	1.000
Alec Bettinger (2014/6-0).....	1.000
Whit Mayberry (2011/5-0).....	1.000
Cody Winiarski (2010/5-0).....	1.000
Andrew Carraway (2007/5-0).....	1.000
West Lescanec (1980/5-0).....	1.000
Jack Leachman (1949/5-0).....	1.000
11. Connor Jones (2016/11-1).....	.916
Danny Hultzen (2010/11-1).....	.916

EARNED RUN AVERAGE

CAREER

(MINIMUM 100 INNINGS)

1. Larry Gammon (1964-67).....	1.97
2. Kyle Crockett (2011-13).....	1.98
3. Danny Hultzen (2009-11).....	2.08
4. Richard Spigone (1969-71).....	2.15
5. Josh Sborz (2013-15).....	2.20
6. Sean Doolittle (2005-07).....	2.23
7. Ed Kihm (1968-71).....	2.32
8. Scott Gardner (1973-75).....	2.44
9. Bill Spencer (1961-1962).....	2.48
10. Keith Liskey (1965-67).....	2.51
Adam Haseley (2015-17).....	2.51

SEASON

(MINIMUM 45.0 INNINGS)

1. Robert Poutier (2005).....	0.73
Buddy Charles (1950).....	0.89
3. Matt Packer (2008).....	1.14
4. Artie Lewicki (2014).....	1.31
5. Danny Hultzen (2011).....	1.37
6. Larry Gammon (1965).....	1.38
7. Bill Boozer (1950).....	1.45
8. Jacob Thompson (2007).....	1.50
9. Pat McAnaney (2005).....	1.55
10. Whit Mayberry (2014).....	1.60

INNINGS PITCHED

CAREER

1. Brandon Creswell (1998-01).....	345.1
2. Danny Hultzen (2009-11).....	320.0
3. Joe Koshansky (2001-04).....	317.2
4. Brandon Waddell (2013-15).....	312.2
5. Jacob Thompson (2006-08).....	296.0
6. Seth Greisinger (1994-96).....	282.1
7. Pat Daneker (1995-97).....	280.1
8. Connor Jones (2014-16).....	274.0
9. Kent Kruse (1990-93).....	267.2
10. Jeff Kamrath (2001-03, 05).....	263.2

SEASON

1. Seth Greisinger (1996).....	123.0
2. Danny Hultzen (2011).....	118.0
3. Tim Burcham (1985).....	117.0
4. Connor Jones (2015).....	115.2
5. Brandon Waddell (2014).....	114.0
Jacob Thompson (2007).....	114.0
7. Nathan Kirby (2014).....	113.1
8. Brandon Waddell (2015).....	110.0
9. Andrew Dobies (2004).....	108.1
10. Danny Hultzen (2010).....	106.2

STRIKEOUTS

CAREER

1. Danny Hultzen (2009-11).....	395
2. Seth Greisinger (1994-96).....	289
3. Tim Burcham (1983-85).....	272
4. Tyler Wilson (2008-11).....	267
5. Brandon Creswell (1998-01).....	261
6. Jacob Thompson (2006-08).....	248
7. Brandon Waddell (2013-15).....	246
8. Sean Doolittle (2005-07).....	243
9. Andrew Carraway (2006-09).....	238
10. Kevin ShROUT (1997-00).....	233

SEASON

1. Danny Hultzen (2011).....	165
2. Tim Burcham (1985).....	146
3. Seth Greisinger (1996).....	141
4. Tyler Wilson (2011).....	124
5. Danny Hultzen (2010).....	123
6. Connor Jones (2015).....	113
Buddy Charles (1950).....	113
8. Nathan Kirby (2014).....	112
9. Andrew Dobies (2004).....	109
10. Sean Doolittle (2006).....	108

SAVES

CAREER

1. Casey Lambert (2004-07)*.....	43
2. Kevin Arico (2008-10).....	29
3. Brandon Kline (2010-12).....	21
4. Nick Howard (2012-14).....	20
5. Tim LaVigne (1997-00).....	18
6. Tommy Doyle (2015-17).....	17
Josh Sborz (2013-15).....	17
8. Michael Schwimer (2005-08).....	16
9. Todd Ruyak (1989-92).....	13
10. Kyle Crockett (2011-13).....	12
Justin Thompson (2009-12).....	12

SEASON

1. Nick Howard (2014).....	20*
2. Brandon Kline (2011).....	18
Kevin Arico (2010).....	18
4. Josh Sborz (2015).....	15
5. Tommy Doyle (2017).....	14
Michael Schwimer (2008).....	14
Casey Lambert (2005).....	14
8. Kyle Crockett (2013).....	12
Justin Thompson (2012).....	12
10. Kevin Arico (2009).....	11
Casey Lambert (2007).....	11

COMPLETE GAMES

CAREER

1. Tim Burcham (1983-85).....	20
2. Richard Spigone (1969-71).....	17
3. Steve Brindle (1970-73).....	16
Keith Liskey (1965-67).....	16
5. Pat Daneker (1995-97).....	15
6. Seth Greisinger (1994-96).....	14
Marty Moore (1976-79).....	14
Larry Gammon (1964-67).....	14
9. Mike Gordon (1979-82).....	13
Harry Thomas (1973-76).....	13

SEASON

1. Tim Burcham (1985).....	11
2. Pat Daneker (1995).....	8
Tim Burcham (1984).....	8
Richard Spigone (1969).....	8
Bill Spencer (1962).....	8
6. Seth Greisinger (1995).....	7
Keith Liskey (1966).....	7
8. Seth Greisinger (1996).....	6
Mike Gordon (1981).....	6
Marty Moore (1977).....	6
Harry Hollar (1974).....	6
Bill Kelley (1968).....	6

Bold indicates active player

*Denotes ACC record

ANNUAL BATTING LEADERS

BATTING AVERAGE

(min. 2 AB/game)

1964	John Pincavage	.309
1965	Larry Gammon	.286
1966	Stewart Evans	.293
1967	William Curtis	.389
1968	Joel DeBoe	.333
1969	Robbin Marvin	.327
1970	Steve Bryant	.383
1971	Stephen Sroba	.315
1972	Robbin Marvin	.303
1973	David Bratt	.364
1974	Dan Bernstein	.300
1975	Dean Pallotta	.358
1976	Steve Norwood	.327
1977	David Duff	.376
1978	Duke Duncan	.368
1979	Peter Sposato	.369
1980	Donald Meeks	.382
1981	Glenn Harris	.425
1982	Glenn Harris	.391
1983	George Priftis	.357
1984	Bill Narleski	.366
1985	Jeff Booker	.427
1986	Kent Savedge	.392
1987	Bill Narleski	.384
1988	Kevin McDonald	.364
1989	Chris Kughn	.392
1990	Bobby Rivell	.365
1991	Steve Cunha	.400
1992	Kevin Stock	.314
1993	Tom Crowley	.356
1994	Brian Buchanan	.396
1995	Justin Counts	.327
1996	Adam Robinson	.336
1997	Adam Robinson	.353
1998	Brian Sherlock	.351
1999	Joe Benick	.384
2000	Robbie Marvin	.350
2001	Hunter Wyant	.363
2002	Dan Street	.371
2003	Chris Sweet	.326
2004	Ryan Zimmerman	.361
2005	Ryan Zimmerman	.393
2006	Brandon Marsh	.380
2007	Greg Miclat	.376
2008	John Barr	.325
2009	Dan Grovatt	.356
2010	Keith Werman	.414
2011	David Coleman	.362
2012	Stephen Bruno	.370
2013	Mike Papi	.381
2014	Mike Papi	.307
2015	Matt Thaiss	.323
2016	Matt Thaiss	.375
2017	Adam Haseley	.390
2018	Andy Weber	.344
2019	Tanner Morris	.345

RUNS

1964	John Pincavage	12
1965	Edward Carrington	7
1966	Bill Curtis	12
1967	Charles Hall	11
1968	Steve Bryant	17
1969	Robert Schultz	24
1970	Steve Bryant	24
1971	Robbin Marvin	29
1972	Robbin Marvin	26
1973	Stephen Sroba	29
1974	Pete Andersen	30
1975	Pete Andersen	19
1976	Robbie Emerson	29
1977	David Duff	26
1978	Drew Schuett	32
1979	Mark Meleski	40
1980	Mark Maleski	31
1981	Jay West	47
1982	Steve Heon	53
1983	Glen Harris	33
1984	Bill Narleski	38
1985	Keith Kowalski	58
1986	Bill Narleski	55
1987	Bobby Rivell	47
1988	David Guy	60
1989	Chris Kughn	44
1990	Bobby Rivell	58
1991	Kevin Stock	35
1992	Jason Cook	44
1993	Jason Cook	40
1994	Brian Buchanan	57
1995	Justin Counts	49
1996	Adam Robinson	55
1997	Adam Robinson	53
1998	Brian Sherlock	46
1999	Tim LaVigne	46
2000	Luis Giraldo	50
2001	Hunter Wyant	48
2002	David Stone	53
2003	Joe Koshansky	43
2004	Mark Reynolds	60
2005	Matt Street	53
2006	David Adams	57
2007	Greg Miclat	51
2008	Greg Miclat	52
2009	Jarrett Parker	76
2010	Phil Gosselin	67
2011	Chris Taylor	63
2012	Chris Taylor	57
2013	Brandon Downes	67
2014	Branden Cogswell/ Mike Papi	55
2015	Daniel Pinerio	60
2016	Ernie Clement	62
2017	Adam Haseley	68
2018	Andy Weber	42
2019	Tanner Morris	56

HITS

1964	John Pincavage	21
1965	Mack Wilcox	21
1966	Stewart Evans	24
1967	Charles Hall	23
1968	Steve Bryant	34
1969	Steve Bryant	37
1970	Steve Bryant	41
1971	Mike Cubbage	32
1972	Robbin Marvin	44
1973	David Bratt	40
1974	Pete Andersen	41
1975	Dean Pallotta	29
1976	Tony Zentgraf	48
1977	David Duff	47
1978	Drew Schuett	45
1979	Drew Schuett	51
1980	Jeff Musser	51
1981	Jay West	77
1982	Glen Harris	66
1983	George Priftis	45
1984	Bill Narleski	60
1985	Bill Narleski	79
1986	Kent Savedge	71
1987	Bill Narleski	71
1988	David Guy	70
1989	Chris Kughn	71
1990	Bobby Rivell	73
1991	Kevin O' Sullivan	73
1992	Hans Martinsen	54
1993	Brian Buchanan	65
1994	Brian Buchanan	78
1995	Justin Counts	68
1996	John Galloway	80
1997	Adam Robinson	76
1998	Brian Sherlock	71
1999	Jon Benick	88
2000	Tim LaVigne	72
2001	Hunter Wyant	86
2002	Dan Street	86
2003	Matt Street	74
2004	Ryan Zimmerman	90
2005	Ryan Zimmerman	92
2006	Brandon Guyer	80
2007	David Adams	84
2008	Greg Miclat	77
2009	Jarrett Parker	94
2010	Phil Gosselin	100
2011	John Hicks	92
2012	Stephen Bruno	88
2013	Brandon Downes	80
2014	Branden Cogswell	78
2015	Pavin Smith	83
2016	Ernie Clement	92
2017	Adam Haseley	87
2018	Andy Weber	72
2019	Tanner Morris	77

HOME RUNS

1964	John Pincavage	3
1965	John Pincavage	2
1966	Stewart Evans	3
1967	Charles Hall	2
1968	Joel DeBoe	2
1969	Steve Bryant	2
1970	Mike Cubbage	6
1971	Samuel Beale	3
1972	Duval White	2
1973	Dean Pallotta	4
1974	Pete Andersen	7
1975	Pete Andersen	5
1976	Tony Zentgraf	8
1977	David Duff	6
1978	Duke Duncan	11
1979	Paul Thomas	3
1980	William West	5
1981	George Priftis	6
1982	George Priftis	10
1983	Tony Latham	3
1984	Jeff Booker	8
1985	Bill Narleski	9
1986	Kent Savedge	14
1987	Bill Narleski	7
1988	Kevin McDonald	14
1989	Doug Johns	5
1990	Steve Cunha	12
1991	Steve Cunha	5
1992	Ron Zucchelli	4
1993	Brian Buchanan	6
1994	Brian Buchanan	22
1995	Justin Counts	6
1996	E.J. Anderson	14
1997	E.J. Anderson	12
1998	Brian Sherlock	10
1999	Jon Benick	10
2000	Luis Giraldo	8
2001	Dan Street	9
2002	Mark Reynolds	15
2003	Joe Koshansky	9
2004	Joe Koshansky	16
2005	Sean Doolittle	11
2006	Brandon Guyer	7
2007	Brandon Guyer	8
2008	Jeremy Farrell	11
2009	Jarrett Parker	16
2010	Phil Gosselin	11
2011	Steven Proscia/ John Hicks	8
2012	Derek Fisher	7
2013	Brandon Downes	10
2014	Mike Papi	11
2015	Matt Thaiss	10
2016	Matt Thaiss	10
2017	Adam Haseley	14
2018	Andy Weber	5
2019	Morris/Simmons /Rivoli	5

RBI

1964	Mack Wilcox	10
1965	Edward Carrington	9
1966	Ron Bugnar	10
1967	Charles Hall	21
1968	Charles Hall	10
1969	Mike Cubbage	21
1970	Mike Cubbage	29
1971	Samuel Beale	29
1972	Dave Bratt	24
1973	Dean Pallotta	25
1974	Dean Pallotta	29
1975	Dean Pallotta	21
1976	Tony Zentgraf	34
1977	Duke Duncan	26
1978	Duke Duncan	39
1979	Jeff Musser	38
1980	William West	28
1981	Mark Meleski	45
1982	George Priftis	57
1983	George Priftis	34
1984	Bill Narleski	27
1985	Bill Narleski	53
1986	Kent Savedge	53
1987	Kent Savedge	50
1988	Chris Kughn	47
1989	Keith Lee	46
1990	Mike Linder	56
1991	Kevin O' Sullivan	39
1992	Jason Cook	28
1993	Brian Buchanan	37
1994	Brian Buchanan	66
1995	Justin Counts	40
1996	Adam Robinson	40
1997	John Galloway	56
1998	Brian Sherlock	60
1999	Jon Benick	54
2000	Tim LaVigne	47
2001	Jon Benick	57
2002	Dan Street	59
2003	Mark Reynolds	46
2004	Joe Koshansky	67
2005	Ryan Zimmerman	59
2006	Brandon Guyer	57
2007	Sean Doolittle	53
2008	Jeremy Farrell	54
2009	Jarrett Parker	65
2010	Steven Proscia	65
2011	Steven Proscia/ John Hicks	59
2012	Stephen Bruno	54
2013	Brandon Downes	59
2014	Mike Papi	56
2015	Kenny Towns	67
2016	Matt Thaiss	59
2017	Pavin Smith	77
2018	Andy Weber	49
2019	Nic Kent/ Brendan Rivoli	42

Yearly ACC leaders
denoted in **bold**

ANNUAL PITCHING LEADERS

APPEARANCES

1964	Larry Gammon	11
1965	Keith Liskey	9
1966	Ned Turnbull	11
1967	Keith Liskey	10
1968	William Kelley	12
1969	David Greer	14
1970	Hunter Hollar	12
1971	Stephen Brindle	10
1972	Stephen Brindle	13
1973	Stephen Brindle	10
1974	Dave Lacross	11
1975	Scott Gardner	9
1976	Bill Harvey	16
1977	Paul Voigt	9
1978	Paul Voigt	10
1979	Paul Voigt	11
1980	Lannie Cropper	17
1981	Doug Erbaugh	16
1982	John Kampschror	17
1983	Andy Koontz	14
1984	Yogi Biggs	12
1985	Tim Burcham	15
1986	Bob Dement	21
1987	Mark McMillan	22
1988	Todd Vick	21
1989	Todd Figel	16
1990	Mike Long	21
1991	Todd Ruvak	23
1992	Kevin Stock	24
1993	Don Melroy	20
1994	Matt Moore	32
1995	Matt Moore	29
1996	Jason Sekany	28
1997	Tim LaVigne	27
1998	Brandon Creswell	22
1999	Tommy Keiper	20
2000	Tim LaVigne	26
2001	Greg Hansard	21
2002	Alan Zimmerer	23
2003	Gabe Spooner	23
2004	Casey Lambert	29
2005	Casey Lambert	27
2006	Michael Schwimer	36
2007	Casey Lambert	28
2008	Michael Schwimer	26
2009	Matt Packer	32
2010	Tyler Wilson	31
2011	Branden Kline	32
2012	Justin Thompson	34
2013	Josh Sborz	30
2014	Nick Howard	31
2015	Josh Sborz	33
2016	Kevin Doherty	27
2017	Bennett Sousa	24
2018	Andrew Abbott	23
2019	Kyle Whitten	27

INNINGS PITCHED

1964	Larry Gammon	57.2
1965	Larry Gammon	58.2
1966	Keith Liskey	75.0
1967	Keith Liskey	80.0
1968	William Kelley	64.0
1969	Richard Spigone	89.0
1970	Hunter Hollar	63.1
1971	Stephen Brindle	70.0
1972	Stephen Brindle	72.1
1973	David Lacross	70.0
1974	Barry Hollar	64.1
1975	Harry Thomas	62.2
1976	Harry Thomas	70.2
1977	Steven Norwood	59.1
1978	Marty Moore	54.0
1979	Paul Voigt	72.2
1980	Ricky Horton	66.2
1981	Mike Gordon	90.3
1982	Mike Gordon	81.2
1983	John Kampschror	66.1
1984	Tim Burcham	81.2
1985	Tim Burcham	117.0
1986	Andy Kavulich	81.0
1987	David Sammons	76.2
1988	Doug Johns	69.2
1989	Keith Seller	74.2
1990	Keith Seiler	64.1
1991	Kent Kruse	87.1
1992	Frank Lankford	84.0
1993	Frank Lankford	88.1
1994	Yates Hall	72.2
1995	Seth Greisinger	97.2
1996	Seth Greisinger	123.0
1997	Casey Kennedy	81.2
1998	Casey Kennedy	91.1
1999	Brandon Creswell	90.1
2000	Brandon Creswell	87.1
2001	Brandon Creswell	100.0
2002	Jeff Kamrath	96.0
2003	Andrew Dobies	79.2
2004	Andrew Dobies	108.1
2005	Jeff Kamrath	101.2
2006	Jacob Thompson	100.1
2007	Jacob Thompson	114.0
2008	Pat McAnaney	83.1
2009	Danny Hultzen	95.1
2010	Danny Hultzen	106.2
2011	Danny Hultzen	118.0
2012	Branden Kline	93.2
2013	Scott Silverstein	91.1
2014	Brandon Waddell	114.0
2015	Connor Jones	115.2
2016	Connor Jones	103.2
2017	Daniel Lynch	77.1
2018	Derek Casey	95.2
2019	Noah Murdock	74.1

WINS

1964	Ned Turnbull	4
1965	Larry Gammon	4
1966	Ned Turnbull	3
1967	Keith Liskey	5
1968	William Kelley	3
1969	Richard Spigone	7
1970	Richard Spigone	5
1971	Stephen Brindle	7
1972	Stephen Brindle	5
1973	Stephen Brindle	4
1974	Harry Thomas	5
1975	Scott Gardner	6
1976	Greg Haden	5
1977	West Lescanec	3
1978	West Lescanec	4
1979	Paul Voigt	6
1980	West Lescanec	5
1981	Mike Gordon/ Charlie Thomas	6
1982	John Kampschror	5
1983	John Kampschror	3
1984	Tim Burcham	7
1985	Tim Burcham	11
1986	Andy Kavulich	7
1987	Andy Kavulich	5
1988	Mike Long	6
1989	Keith Seller	6
1990	Doug Johns	4
1991	Steve Lindner	5
1992	Frank Lankford	5
1993	Tom Crowley	5
1994	Yates Hall	6
1995	Seth Greisinger	6
1996	Seth Greisinger	12
1997	Geoff Zawatski	7
1998	Kevin Shrout	6
1999	Brandon Creswell	6
2000	Brandon Creswell	5
2001	Brandon Creswell	7
2002	Jeff Kamrath	7
2003	Joe Koshansky	7
2004	Matt Avery	7
2005	Jeff Kamrath	9
2006	Sean Doolittle	11
2007	Jacob Thompson	11
2008	Matt Packer	6
2009	Andrew Carraway Danny Hultzen Tyler Wilson	9
2010	Danny Hultzen	11
2011	Danny Hultzen	12
2012	Shane Halley	9
2013	Scott Silverstein	10
2014	Brandon Waddell	10
2015	Connor Jones/ Josh Sborz	7
2016	Connor Jones	11
2017	Alec Bettinger	8
2018	Derek Casey	7
2019	Chesdin Harrington	5

ERA (Minimum 45.0 IP)

1964	Earle Wentz	1.50
1965	Larry Gammon	1.38
1966	Ned Turnbull	3.02
1967	Keith Liskey	2.25
1968	Hunter Hollar	3.00
1969	Edward Kihm	1.88
1970	Richard Spigone	2.36
1971	Edward Kihm	1.76
1972	William Judkins	1.47
1973	Dave Lacross	1.67
1974	Bill Harvey	1.50
1975	Scott Gardner	2.43
1976	Greg Haden	3.57
1977	Steven Norwood	1.90
1978	West Lescanec	2.09
1979	Paul Voigt	2.60
1980	Ricky Horton	2.70
1981	John Kampschror	3.36
1982	Todd Kirtley	4.15
1983	Andy Koontz	3.38
1984	Tim Burcham	2.53
1985	Tim Burcham	1.77
1986	Bob Dement	2.70
1987	David Sammons	4.93
1988	Adam Syrek	2.83
1989	Kevin Stock	3.04
1990	Tony Moore	4.30
1991	Steve Lindner	1.43
1992	Deron Dowhower	2.25
1993	Don Lelroy	3.00
1994	Derrick Cusick	3.54
1995	Patrick Daneker	3.57
1996	Seth Greisinger	1.76
1997	Andy Lee	2.70
1998	Bradley Nuckols	2.52
1999	Jon Metzger	3.53
2000	Dan Street	0.69
2001	Dan Street	2.76
2002	Jeff Kamrath	3.28
2003	Mike Ballard	1.93
2004	Casey Lambert	2.54
2005	Jeff Kamrath	2.12
2006	Sean Doolittle	2.38
2007	Jacob Thompson	1.50
2008	Matt Packer	1.14*
2009	Danny Hultzen	2.17
2010	Danny Hultzen	2.78
2011	Danny Hultzen	1.37
2012	Kyle Crockett	2.15
2013	Scott Silverstein	3.15
2014	Nathan Kirby	2.06
2015	Josh Sborz	1.60
2016	Adam Haseley	1.73
2017	Alec Bettinger	2.43
2018	Andrew Abbott	3.18
2019	Chesdin Harrington	3.49

STRIKEOUTS

1964	Larry Gammon	50
1965	Larry Gammon	30
1966	Ned Turnbull	84
1967	Keith Liskey	54
1968	William Kelley	42
1969	Richard Spigone	77
1970	Richard Spigone	63
1971	Edward Kihm	67
1972	Stephen Brindle	53
1973	Dave Lacross	48
1974	Barry Hollar	55
1975	Harry Thomas	42
1976	Harry Thomas	65
1977	Steven Norwood	68
1978	Marty Moore	43
1979	Paul Voigt	62
1980	Ricky Horton	70
1981	Mike Gordon	87
1982	Mike Gordon	46
1983	Tim Burcham	39
1984	Tim Burcham	87
1985	Tim Burcham	146
1986	Andy Kavulich	58
1987	David Sammons	51
1988	Doug Johns	55
1989	Keith Seller	63
1990	Kent Kruse	58
1991	Kent Kruse	76
1992	Frank Lankford	62
1993	Frank Lankford	81
1994	Yates Hall	104
1995	Seth Greisinger	97
1996	Seth Greisinger	141
1997	Casey Kennedy	48
1998	Kevin Shrout	93
1999	Brandon Creswell	84
2000	Kevin Shrout	61
2001	Brandon Creswell	75
2002	Jeff Kamrath	67
2003	Andrew Dobies	72
2004	Andrew Dobies	109
2005	Jeff Kamrath	80
2006	Sean Doolittle	108
2007	Jacob Thompson	101
2008	Pat McAnaney	93
2009	Danny Hultzen	107
2010	Danny Hultzen	123
2011	Danny Hultzen	165
2012	Branden Kline	94
2013	Brandon Waddell	84
2014	Nathan Kirby	112
2015	Connor Jones	113
2016	Connor Jones	72
2017	Alec Bettinger	71
2018	Derek Casey	106
2019	Noah Murdock	69

ACC leader denoted in **bold**

* denotes NCAA leader

SINGLE-SEASON TEAM RECORDS

BATTING

Batting Average

1.	.333	1985
2.	.331	2010
3.	.328	1981
4.	.327	2009
5.	.325	1988
6.	.322	2006
7.	.321	2017
8.	.317	1986
9.	.314	2007
10.	.312	2013

At-Bats

1.	2343	2009
2.	2334	2011
3.	2310	2015
4.	2305	2014
5.	2295	2010
6.	2162	1996
7.	2157	2013
8.	2156	2007
9.	2131	2006
10.	2123	2016

Hits

1.	767	2009
2.	759	2010
3.	709	2011
4.	687	2006
5.	673	2013
6.	667	2007
7.	662	2017
8.	645	2016
	645	2014
10.	626	2015
	626	1985

Runs

1.	525	2010
2.	507	2009
3.	489	2013
4.	471	2011
5.	467	1985
6.	464	2006
7.	459	2017
8.	438	1988
9.	435	2007
10.	416	2004

Runs/Game

1.	8.65	1985
2.	8.42	1988
3.	8.08	2010
4.	7.98	1981
5.	7.80	2009
	7.80	1982
7.	7.78	2017
8.	7.48	2006
9.	7.47	1986
10.	7.26	1997

Doubles

1.	160	2010
2.	148	2011
3.	138	2009
4.	134	2013
5.	126	2016
6.	125	1985
7.	122	2006
8.	122	1997
9.	120	2008
10.	115	2007

Triples

1.	32	2012
2.	32	2010
3.	31	2013
4.	28	2009
5.	27	1993
6.	22	2006
7.	20	2004
8.	19	2016
9.	18	2017
	18	2008

Home Runs

1.	67	1988
2.	62	1996
3.	61	2017
4.	61	2010
5.	60	2002
6.	59	2009
7.	59	1998
8.	58	1997
9.	57	1986
10.	55	1982

Home Runs/Game

1.	1.41	1978
2.	1.29	1988
3.	1.16	1986
4.	1.12	1982
5.	1.07	1998
	1.07	1997
7.	1.05	2002
8.	1.04	1987
9.	1.03	2017
10.	0.96	1990

Runs Batted In

1.	484	2010
2.	468	2009
3.	458	2013
4.	432	2011
5.	416	2017
	416	2006
7.	411	1985
8.	396	2007
9.	379	2012
10.	371	1988

Runs Batted In

1.	484	2010
2.	468	2009
3.	458	2013
4.	432	2011
5.	416	2017
	416	2006
7.	411	1985
8.	396	2007
9.	379	2012
10.	371	1988

Total Bases

1.	1166	2010
2.	1138	2009
3.	998	2013
4.	986	2017
5.	964	2011
6.	935	2016
7.	928	2006
8.	922	1985
9.	920	2007
10.	907	1988

Slugging Pct.

1.	.508	2010
2.	.499	1988
3.	.486	2009
4.	.478	2017
5.	.470	1978
	.470	1997
7.	.463	2013
8.	.448	2002
9.	.440	2016
	.440	1981

On Base Pct.

1.	.421	1985
2.	.420	1983
3.	.414	1986
4.	.413	2010
5.	.411	2006
6.	.408	2013
7.	.407	1984
8.	.405	2017
9.	.401	2009
10.	.400	2012
	.400	2007

Sacrifice Bunts

1.	87*	2014
2.	85	2012
3.	63	2006
4.	60	2011
5.	57	2016
	57	2004
7.	54	2015
8.	53	2007
9.	51	2005
10.	50	2017
	50	2013

Sacrifice Flies

1.	50	2010
2.	45	2013
3.	40	2009
4.	39	2017
	39	2006
6.	37	2011
7.	36	2012
8.	35	1985
9.	33	2019
10.	32	2007

Stolen Bases

1.	134	2008
2.	128	2007
3.	125	1990
4.	119	2009
5.	115	2006
6.	98	2004
7.	93	2010
8.	90	2011
9.	86	1997
10.	85	1988

Stolen Bases/ Game

1.	2.31	1990
2.	2.16	2008
3.	2.09	2007
4.	2.04	1981
5.	1.85	2006
6.	1.83	2009
7.	1.69	1982
8.	1.66	2004
9.	1.63	1988
10.	1.59	1997

Hit By Pitch

1.	102	2011
2.	98	2012
3.	86	2006
4.	77	2005
5.	76	2004
6.	74	2007
7.	73	2014
8.	70	2013
9.	68	2015
10.	65	2018

PITCHING

ERA

1.	1.77	1950
2.	2.23	2014
	2.23	1971
4.	2.24	2011
5.	2.43	1968
6.	2.74	2005
7.	2.81	2007
	2.81	1965
	2.81	1970
10.	2.91	1967

Innings Pitched

1.	626.0	2014
2.	613.1	2015
3.	612.0	2011
4.	583.0	2009
5.	581.1	2010
6.	563.1	1996
7.	556.2	2013
8.	553.2	2007
9.	551.1	2006
10.	548.0	2008

Strikeouts

1.	664	2011
2.	593	2009
3.	569	2018
4.	561	2014
5.	551	2008
6.	550	2015
7.	547	2010
8.	519	2006
9.	505	2019
10.	493	2013

Strikeouts/9 Inn.

1.	10.88	1949
2.	10.53	2018
3.	9.76	2011
4.	9.15	2009
	9.15	2019
6.	9.12	1994
7.	9.05	2008
8.	8.60	1950
9.	8.52	1998
10.	8.47	2010
	8.47	2006

BB/9 Innings

1.	1.72	1947
2.	2.28	2011
3.	2.36	2013
4.	2.55	2006
5.	2.71	2007
6.	2.72	1967
7.	2.74	2005
8.	2.78	2009
9.	2.87	2014
10.	2.97	2004

Complete Games

1.	22	1974
2.	12	2001
	12	1965
	12	1967
	12	1968
	12	1982
7.	11	1996
8.	10	1986
9.	7	1993
10.	6	2000

Saves

1.	25	2015
	25	2010
3.	24	2014
4.	21	2011
5.	19	2008
6.	18	2009
7.	17	2005
8.	16	2013
9.	15	2017
	15	2007

Shutouts

1.	16*	2011
2.	11	2005
3.	10	2006
4.	9	2013
	9	2007
6.	8	2014
7.	7	2018
8.	6	1996
9.	5	2009
	5	2003

MISC.

Fielding Pct.

1.	.981*	2014
2.	.978	2011
3.	.977	2010
	.977	2019
5.	.975	2005
6.	.974	2017
7.	.973	2004
8.	.972	2012
	.972	2009
	.972	2018

Team Wins

1.	56	2011
2.	53	2014
3.	51	2010
4.	50	2013
5.	49	2009
6.	47	2006
7.	45	2007
8.	44	2015
	44	2004
	44	1996

Team Losses

1.	35	1999
2.	34	1994
3.	32	2002
	32	1990
5.	31	2001
	31	2000
7.	30	1993
	30	1992
	30	1987
10.	29	1995

Consecutive Wins

1.	19	2009
2.	14	2013
	14	2010
	14	2004
5.	13	2011
	13	2007
7.	12	2011
	12	2004
9.	11	2005
	11	2008

*denotes ACC records

NATIONAL AWARDS AND HONORS

ABCA ALL-AMERICANS

- 1996 Seth Greisinger, P ... 1st
- 2006 Sean Doolittle, UTL ..2nd
- 2007 Jacob Thompson, RHP (1st)
- 2009 Danny Hultzen, UTL.. 1st
- 2009 Jarrett Parker, OF2nd
- 2010 Danny Hultzen, LHP.. 1st
- 2010 Kevin Arico, RHP2nd
- 2011 Danny Hultzen, LHP.. 1st
- 2011 Branden Kline, RHP..2nd
- 2011 John Hicks, C 3rd
- 2013 Mike Papi, OF 1st
- 2014 Nathan Kirby, SP 1st
- 2014 Nick Howard, RP2nd
- 2016 Connor Jones, SP 1st
- 2017 Adam Haseley, OF.... 1st



Seth Greisinger

BASEBALL AMERICA ALL-AMERICANS

- 1985 Tim Burcham, P2nd
- 1994 Brian Buchanan, OF . 1st
- 1996 Seth Greisinger, P 1st
- 2004 Joe Koshansky, UTL . 3rd
- 2005 Ryan Zimmerman, 3B2nd
- 2006 Sean Doolittle, UTL ..2nd
- 2007 Jacob Thompson, RHP1st
- 2009 Jarrett Parker, OF2nd
- 2009 Danny Hultzen, UTL.. 3rd
- 2010 Danny Hultzen, LHP..2nd
- 2011 Danny Hultzen, UTL.. 1st
- 2013 Mike Papi, OF 1st
- 2014 Nathan Kirby, SP 1st
- 2016 Connor Jones, SP2nd
- 2016 Matt Thaiss, DH.....2nd
- 2016 Adam Haseley, UTL .. 3rd
- 2017 Adam Haseley, OF.... 1st

COLLEGIATE BASEBALL/ LOUISVILLE SLUGGER ALL-AMERICANS

- 1994 Brian Buchanan, OF .2nd
- 1996 Seth Greisinger, P 1st
- 2004 Joe Koshansky, UTL ..2nd
- 2006 Sean Doolittle, 1B ...2nd
- 2007 Jacob Thompson, RHP1st
- 2007 Sean Doolittle, UTL.. 3rd
- 2009 Jarrett Parker, OF 3rd
- 2010 Kevin Arico, RHP 1st
- 2010 Danny Hultzen, LHP.. 1st
- 2010 Phil Gosselin, OF 3rd
- 2011 Danny Hultzen, UTL.. 1st
- 2011 Branden Kline, RHP..2nd
- 2011 John Hicks, C 3rd
- 2014 Nathan Kirby, LHP 1st
- 2014 Nick Howard, RHP 3rd
- 2015 Matt Thaiss, C 3rd
- 2016 Connor Jones, RHP ..2nd
- 2016 Matt Thaiss, C 3rd
- 2017 Adam Haseley, UTL ..2nd
- 2018 Andy Weber, 2B 3rd

COLLEGE BASEBALL INSIDER ALL-AMERICANS

- 2004 Joe Koshansky, UTL . 1st
- 2004 Ryan Zimmerman, 3B HM
- 2006 Sean Doolittle, UTL ..2nd
- 2007 Jacob Thompson, SP 1st

NCBWA ALL-AMERICANS

- 2005 Ryan Zimmerman, 3B3rd
- 2006 Sean Doolittle, UTL ..2nd
- 2007 Jacob Thompson, SP 1st
- 2008 Michael Schwimer, RP3rd
- 2009 Danny Hultzen, UTL..2nd
- 2009 Jarrett Parker, OF2nd
- 2010 Kevin Arico, RP 1st
- 2010 Danny Hultzen, SP ... 1st
- 2010 Phil Gosselin, OF 3rd
- 2011 Danny Hultzen, UTL.. 1st
- 2011 Branden Kline, RP....2nd
- 2011 Will Roberts, SP.....2nd
- 2013 Kyle Crockett, RP 3rd
- 2014 Nathan Kirby, SP2nd
- 2015 Matt Thaiss, C 3rd
- 2016 Connor Jones, SP 1st
- 2016 Matt Thaiss, C 3rd
- 2016 Adam Haseley, UTL .. 3rd
- 2017 Adam Haseley, UTL ..2nd
- 2017 Tommy Doyle, RP 3rd

RIVALDS.COM ALL-AMERICANS

- 2007 Jacob Thompson, SP 1st
- 2007 Sean Doolittle, UTL ..2nd
- 2009 Jarrett Parker, OF 1st
- 2010 Danny Hultzen, LHP.. 1st



Adam Haseley

COLLEGE BASEBALL INSIDER NATIONAL COACH OF YEAR

- 2004 Brian O'Connor
- 2009 Brian O'Connor

NCBWA NATIONAL COACH OF YEAR

- 2009 Brian O'Connor

PERFECT GAME NATIONAL COACH OF YEAR

- 2015 Brian O'Connor

BASEBALL AMERICA FRESHMAN ALL-AMERICANS

- 2005 Sean Doolittle, UTL.. 1st
- 2006 Jacob Thompson, RHP 1st
- 2006 David Adams, 2B2nd
- 2009 Danny Hultzen, UTL.. 1st
- 2015 Pavin Smith, OF2nd
- 2018 Andrew Abbott, LHP .2nd

COLLEGIATE BASEBALL/ LOUISVILLE SLUGGER FRESHMAN ALL-AMERICANS

- 2005 Sean Doolittle, UTL
- 2005 Robert Poutier, RHP
- 2005 Pat McAnaney, LHP
- 2006 David Adams, IF
- 2006 Jeremy Farrell, IF
- 2006 Greg Miclat, IF
- 2006 Jacob Thompson, RHP
- 2008 Dan Grovatt, OF
- 2009 Danny Hultzen, UTL
- 2009 Steven Proscia, IF
- 2012 Derek Fisher, OF
- 2013 Joe McCarthy, OF
- 2014 Daniel Pinero, SS
- 2015 Pavin Smith, OF
- 2015 Adam Haseley, UTL
- 2018 Andrew Abbott, LHP
- 2019 Nic Kent, 2B

D1BASEBALL FRESHMAN ALL-AMERICANS

- 2015 Pavin Smith, DH.....2nd
- 2019 Nic Kent, 2B.....2nd

NCBWA FRESHMAN ALL-AMERICANS

- 2009 Danny Hultzen, UTL.. 1st
- 2012 Derek Fisher, OF2nd
- 2013 Joe McCarthy, OF 1st

PERFECT GAME ALL-AMERICANS

- 2011 Danny Hultzen, UTL.. 1st
- 2011 Branden Kline, RP....2nd
- 2013 Mike Papi, OF2nd
- 2014 Nathan Kirby, SP 1st
- 2014 Nick Howard, RP2nd
- 2014 Mike Papi, DH.....2nd
- 2016 Connor Jones, SP 1st
- 2016 Matt Thaiss, DH..... 3rd
- 2016 Adam Haseley, UTL (3rd)
- 2017 Adam Haseley, UTL (2nd)

USA TODAY SPORTS WEEKLY ALL-AMERICANS

- 2004 Joe Koshansky, UTL ..2nd

JOHN OLERUD TWO-WAY PLAYER AWARD

- 2011 Danny Hultzen

LOWE'S SENIOR CLASS AWARD

- 2011 Tyler Wilson

GOLDEN SPIKES AWARD FINALISTS

- 1996 Seth Greisinger
- 2011 Danny Hultzen
- 2017 Adam Haseley

ABCA NATIONAL COACH OF YEAR

- 2015 Brian O'Connor

BASEBALL AMERICA NATIONAL COACH OF YEAR

- 2015 Brian O'Connor

COLLEGIATE BASEBALL NATIONAL COACH OF YEAR

- 2015 Brian O'Connor

D1BASEBALL NATIONAL COACH OF YEAR

- 2015 Brian O'Connor

POSTSEASON AWARDS AND HONORS

ACC TOURNAMENT MVP

- 1996** Seth Greisinger, P
- 2009** Dan Grovatt, OF
- 2011** Steven Proscia, 3B

ALL-ACC TOURNAMENT

- 1989** Chris Kughn, OF
- 1990** Kevin O'Sullivan, C
- 1991** Jason Cook, SS
Kevin O'Sullivan, C
- 1996** E.J. Anderson, DH
John Galloway, OF
Seth Greisinger, P
Adam Robinson, SS
Brian Sherlock, 3B
Symmion Willis, OF
- 2000** Jon Benick, 1B
Tim LaVigne, SS
- 2003** Joe Koshansky, UTL
- 2005** Matt Avery, RHP
Sean Doolittle, UTL
Tom Hagan, 1B/DH
Scott Headd, C
Kyle Werman, 2B
Ryan Zimmerman, 3B
- 2008** David Coleman, OF
- 2009** Dan Grovatt, OF
Danny Hultzen, UTL
Franco Valdes, C
- 2011** Steven Proscia, 3B
Kenny Swab, OF
Chris Taylor, SS
- 2012** Colin Harrington, OF
- 2013** Reed Gragnani, 2B
- 2014** Nick Howard, UTL
- 2016** Daniel Pinero, SS
Matt Thaiss, C

NCAA REGIONAL

ALL-TOURNAMENT TEAM

- 2004** **Charlottesville**
Matt Avery, P
Scott Headd, C
Tim Henry, OF
Joe Koshansky, 1B
Ryan Zimmerman, 3B
- 2005** **Corvallis**
Kyle Werman, 2B
- 2006** **Charlottesville**
Sean Doolittle, 1B
Brandon Guyer, OF
- 2007** **Charlottesville**
Sean Doolittle, P
Beau Seabury, C
- 2008** **Fullerton**
John Barr, OF
- 2009** **Irvine**
Franco Valdes, C (MOP)
Danny Hultzen, LHP
Phil Gosselin, 2B
Jarrett Parker, OF
Steven Proscia, 3B

2010 Charlottesville

- John Barr, DH
- Phil Gosselin, OF
- John Hicks, 1B
- Branden Kline, P
- Jarrett Parker, OF
- Franco Valdes, C

2011 Charlottesville

- Danny Hultzen, P/DH (MOP)
- John Barr, OF
- John Hicks, C
- David Coleman, OF
- Steven Proscia, 3B
- Will Roberts, P
- Chris Taylor, SS

2012 Charlottesville

- Nate Irving, C
- Stephen Bruno, 3B

2013 Charlottesville

- Kyle Crockett, P (MOP)
- Nick Howard, SS
- Nate Irving, C
- Joe McCarthy, OF
- Scott Silverstein, P
- Kenny Towns, 3B

2014 Charlottesville

- Nathan Kirby, P (MOP)
- Brandon Downes, OF
- Derek Fisher, OF
- John La Prise, 3B
- Artie Lewicki, P
- Mike Papi, 1B



Brandon Waddell

2015 Lake Elsinore

- Adam Haseley, OF
- Pavin Smith, OF
- Kenny Towns, 3B
- Brandon Waddell, SP

2016 Charlottesville

- Adam Haseley, OF
- Daniel Pinero, SS
- Pavin Smith, 1B

COLLEGE WORLD SERIES

ALL-TOURNAMENT TEAM

- 2009** Tyler Cannon, SS
- 2014** Branden Cogswell, 2B
Brandon Downes, OF
Nate Irving, C
Artie Lewicki, P
Brandon Waddell, P
- 2015** Josh Sborz, P (MOP)
Ernie Clement, 2B
Daniel Pinero, SS
Kenny Towns, 3B
Brandon Waddell, P

ELITE 89 AWARD

- 2015** Thomas Woodruff



Artie Lewicki

USA BASEBALL

Eight Virginia players have represented the United States with USA Baseball National Teams. The full list is below:

Name	Pos.	Year	Tournament (Place)
Bill Narleski	INF	1986	World Championships (Bronze Medal)
Seth Greisinger	P	1996	Olympics (Bronze Medal)
Ryan Zimmerman	INF	2004	World University Games (Gold Medal)
Sean Doolittle	INF/P	2005	FISU World Championship (Champions)
		2006	FISU World Championships (Champions)
Mark Reynolds	INF	2006	Won Olympic qualifying tournament
Jacob Thompson	P	2007	Pan American Games (Silver Medal)
Branden Kline	P	2011	N/A
Matt Thaiss	C	2015	N/A
Jake McCarthy	OF	2017	N/A
Andrew Abbott	LHP	2019	N/A

ACC AWARDS AND HONORS

ACC TEAM CHAMPIONSHIPS

Regular Season

1972*
1985
2010 (Coastal Division)
2011 (Coastal Division)

Tournament

1996*
2009*
2011*
*Official ACC champion

ACC COACH OF YEAR

1985 Dennis Womack
2004 Brian O'Connor
2010 Brian O'Connor
2011 Brian O'Connor
2013 Brian O'Connor
2014 Brian O'Connor

ACC PLAYER OF YEAR

2004 Joe Koshansky
2006 Sean Doolittle

ACC PITCHER OF YEAR

2010 Danny Hultzen
2011 Danny Hultzen
2014 Nathan Kirby

ACC FRESHMAN OF YEAR

2009 Danny Hultzen
2013 Joe McCarthy

ACC ALL-ACADEMIC TEAM

2006 Andrew Carraway
Tom Hagan
Tim Henry
2007 Andrew Carraway
Neal Davis
Brandon Marsh
Mike Mitchell
2008 Andrew Carraway
Neal Davis
Dan Grovatt
Jarrett Parker
2009 Phil Gosselin
Dan Grovatt
Danny Hultzen
Robert Morey
Robert Poutier
2010 Neal Davis
Danny Hultzen
Branden Kline
Robert Morey
2011 Danny Hultzen
Whit Mayberry
Tyler Wilson
Cody Winiarski
2012 Colin Harrington
Nate Irving
Branden Kline
2013 Nate Irving
Whit Mayberry
Scott Silverstein
2014 Whit Mayberry
Mike Papi
Daniel Pinero
Brandon Waddell
2015 Brandon Waddell
Thomas Woodruff
2016 Kevin Doherty
2017 Robbie Coman
Tommy Doyle
Chesdin Harrington
2018 Andrew Abbott
Daniel Lynch

2019 Chesdin Harrington
Andrew Abbott
Nic Kent,
Kyle Whitten
Riley Wilson

ALL-ACC TEAMS

1956 Chuck Arnold, OF.....1st
Bob Hardy, 1B.....2nd
1957 Herb Busch, P.....2nd
Chuck Arnold, OF.....2nd
1959 Reece Whitley, C1st
1961 Bill Timberlake, 2B1st
1962 Bill Spencer, P.....1st
George Farson, C2nd
Pete Limburg, 2B2nd
1963 Carl Gibson, 2B2nd
Larry Tate, OF2nd
1964 John Pincavage, OF2nd
1965 John Pincavage, OF1st
Larry Gammon, P2nd
1966 Ned Turnbull, P.....2nd
1969 Steve Bryant, OF2nd
1970 Steve Bryant, OF1st
Mike Cubbage, SS.....2nd
1971 Mike Cubbage, SS.....1st
Sam Beale, C.....2nd
Ed Kihm, P.....2nd
Steve Sroba, OF.....2nd
1972 Robbin Marvin, OF.....1st
1972 Steve Sroba, OF.....2nd
1973 Dean Pallotta, SS.....1st
Dave Bratt, OF2nd
Steve Sroba, OF2nd
1974 Dean Pallotta, SS.....1st
Dan Bernstein, C.....2nd
Harry Thomas, P2nd
Jon Williams, 3B2nd
1975 Peter Anderson, OF1st
Dean Pallotta, SS.....2nd
1976 Bob Emerson, 2B.....1st
Tony Zentgraf, 3B1st
1977 Duke Duncan, 1B2nd
Steve Norwood, P.....2nd
1978 David Duff, C1st
Duke Duncan, 1B1st
Steve Norwood, P.....2nd
Drew Schuett, OF2nd
1979 Drew Schuett, OF1st
Paul Voigt, P1st
Jeff Musser, OF2nd
1980 Mark Meleski, SS.....1st
Rickey Horton, P2nd
Jeff Musser, OF2nd
1981 Mark Meleski, SS.....1st
Jay West, OF1st
1982 Glenn Harris, 1B2nd
1982 Steve Heon, 2B.....2nd
George Priftis, 3B.....2nd
1983 George Priftis, 2B.....1st
Tony Latham, OF.....1st
1985 Tim Burcham, P.....1st
Jeff Booker, 1B2nd
Bill Narleski, SS2nd



Danny Hultzen - The only player in ACC history to win the league's pitcher of the year award twice (2010 & 2011). He is also the program's only three-time, First Team All-ACC honoree (2009-11)

ACC AWARDS AND HONORS

1986	Bob Dement, P.....1st Bill Narleski, SS.....1st Keith Kowalski, 2B2nd
1987	Bill Narleski, SS.....2nd
1988	Kevin McDonald, OF2nd
1989	Chris Kughn, OF1st Keith Lee, DH2nd
1990	Kevin O'Sullivan, C1st Bobby Rivell, 2B.....1st Steve Cunha, OF2nd Mike Lindner, 1B2nd
1991	Kevin O'Sullivan, C1st Todd Ruyak, P2nd Kevin Stock, UTL.....2nd
1993	Tom Crowley, 2B.....1st
1994	Brian Buchanan, OF.....1st
1995	Justin Counts, UTL2nd
1996	Seth Greisinger, P2nd Adam Robinson, SS.....2nd
1997	Adam Robinson, SS.....2nd
1999	Jon Benick, UTL2nd
2000	Jon Benick, UTL1st Tim LaVigne, SS.....2nd Robbie Marvin, 2B2nd Brandon Creswell, P1st Dan Street, UTL1st
2001	Dan Street, DH2nd Jeff Kamrath, SP2nd
2002	Joe Koshansky, UTL.....1st Joe Koshansky, UTL.....1st Ryan Zimmerman, 3B1st Mark Reynolds, SS.....2nd Andrew Dobies, P2nd
2003	Jeff Kamrath, RHP1st
2004	Sean Doolittle, UTL2nd Ryan Zimmerman, 3B2nd
2005	Sean Doolittle, UTL1st Tom Hagan, 1B1st Jacob Thompson, RHP.....2nd Brandon Marsh, OF2nd
2006	Sean Doolittle, UTL1st Brandon Guyer, OF.....1st Jacob Thompson, RHP.....1st David Adams, 2B2nd Casey Lambert, LHP2nd
2007	Greg Miclat, SS.....1st Pat McAnaney, LHP.....2nd
2008	Tyler Cannon, SS1st Phil Gosselin, 2B1st Dan Grovatt, OF1st Danny Hultzen, UTL1st Jarrett Parker, OF.....1st
2009	Kevin Arico, RHP1st Phil Gosselin, OF.....1st Danny Hultzen, LHP1st Tyler Cannon, SS.....2nd Robert Morey, RHP2nd Jarrett Parker, OF.....2nd Keith Werman, 2B2nd
2010	David Coleman, OF.....1st
2011	



Phil Gosselin - Earned First Team All-ACC honors at two different positions, second base in 2009 and outfield in 2010.

	John Hicks, C.....1st Danny Hultzen, LHP1st Branden Kline, RHP1st Steven Proscia, 3B.....1st John Barr, OF2nd Tyler Wilson, RHP2nd
2012	Branden Kline, SP2nd Justin Thompson, RP2nd Keith Werman, 2B2nd
2013	Kyle Crockett, RP.....1st Reed Gragnani, 2B1st Nick Howard, UTL.....1st Mike Papi, OF.....1st Branden Cogswell, SS2nd Joe McCarthy, OF2nd
2014	Branden Cogswell, 2B1st Nick Howard, UTL.....1st Nathan Kirby, SP1st Joe McCarthy, OF1st Mike Papi, 1B1st Nate Irving, C.....3rd Daniel Pinero, SS3rd Brandon Waddell, SP3rd
2015	Nathan Kirby, SP1st Daniel Pinero, SS2nd Josh Sborz, RP2nd Kenny Towns, 3B2nd
2016	Connor Jones, SP.....1st Pavin Smith, 1B2nd Matt Thaiss, C2nd Ernie Clement, 2B3rd
2017	Adam Haseley, OF1st Pavin Smith, 1B1st Tommy Doyle, RP.....2nd Ernie Clement, SS3rd Robbie Coman, C3rd Cameron Simmons, OF.....3rd
2018	Andy Weber, 2B.....1st Derek Casey, SP.....3rd
2019	Nic Kent, 2B1st Tanner Morris, SS3rd

ALL-ACC PITCHERS

Since 2004, Virginia have placed 30 pitchers on the All-ACC Team, the most in the league.

Name	Selections
Virginia	30
North Carolina	30
Florida State	27
Miami	24
Clemson	23
Georgia Tech	21
Louisville	16
NC State	15
Duke	8
Wake Forest	8
Boston College	3
Virginia Tech	2
Pitt	2
Notre Dame	1

ACC ALL-FRESHMAN TEAM

2015	Adam Haseley, OF Pavin Smith, OF/1B
2017	Noah Murdock, SP
2018	Andrew Abbott, RP Tanner Morris, SS
2019	Nic Kent, 2B



Nic Kent - Became the first Cavalier freshman since Danny Hultzen in 2009 and first position player since Dean Pallotta in 1973 to earn First Team All-ACC accolades in 2019

SERIES RECORDS

CURRENT ACC OPPONENTS

Team	Last Meeting
Boston College (21-6)	2018
Clemson (56-108)	2018
Duke (102-62-1)	2019
Florida State (30-57)	2019
Georgia Tech (57-75-2)	2019
Louisville (7-9)	2019
Miami (28-32)	2019
NC State (75-120-1)	2019
North Carolina (112-186-4)	2019
Notre Dame (10-5)	2019
Pittsburgh (19-5)	2019
Virginia Tech (103-87)	2019
Wake Forest (81-90)	2018

CURRENT NON-CONFERENCE OPPONENTS

Akron (5-0)	1953
Alabama (0-1)	1996
Alli Virginia (1-0)	1891
American Viscose (1-0)	1946
Amherst (14-13)	1938
Appalachian State (1-1)	2016
The Apprentice School (0-1)	1980
Arizona State (1-2)	1996
Arkansas (3-1)	2015
Arkansas State (1-0)	2011
Army (4-2-1)	2013
Ashland (6-1)	1971
Atlantic Christian (1-0)	1976
Auburn (4-9)	2011
Auburn-Montgomery (0-1)	1988
Augusta (2-0)	1998
Baltimore (0-2)	1884
Baltimore Y.M.C.A. (1-0)	1892
Bellevue HS (1-0)	1901
Belmont Abbey (0-2)	1970
Boston (0-4)	1899
Boston (AL) (0-1)	1901
Boston Association (0-2)	1891
Bridgewater (4-0)	1945
Brown (7-6)	2004
Brown's School (1-0)	1903
BTC #10 (0-1)	1944
Bucknell (23-1)	2014
Buffalo (0-1)	1921
C.W. Post (2-2)	1994
Cal State Fullerton (1-2)	2019
California (2-0)	2011
California State (Pa.) (0-1)	1980
Camp Lee (1-1-1)	1945
Camp LeJeune (1-4)	1953
Campbell (6-2)	1994
Canisius (1-0)	2009
Carlisle Indians (2-0)	1906
Carolina (2-1)	1911
CASU-21 (1-0)	1944
Catholic (2-2)	1922
Central Connecticut (3-0)	2004
Charlotte (3-0)	2003
Cherry Point (3-2)	1953
The Citadel (5-0)	2017
Coast Guard (1-0)	1985
Coastal Carolina (4-5)	2016
Colgate (6-2)	1965
Coll. of Charleston (0-1)	2006
Columbia (6-1)	1926

Columbian (1-1)	1902
Columbian Athletic Club (3-1)	1892
Columbus (Ga.) (2-0)	1985
Company K (1-0)	1921
Connecticut (4-2)	2019
Coppin State (9-0)	2008
Cornell (27-11-1)	2015
Dallas Baptist (1-1)	2017
Dartmouth (12-5)	2010
Davidson (14-5)	2018
Dayton (1-0)	2006
Delaware (8-2)	2009
Drexel Institute (1-0)	1940
East Carolina (31-21)	2016
East Tenn. State (0-2-1)	1995
Eastern Kentucky (2-1)	2018
Eastern Michigan (2-1)	2000
Elon (3-1)	2013
Episcopal High School (6-0)	1912
Erskine (2-1)	1978
Evansville (0-1)	2006
Fairfield (1-2)	1996
Fishburne Military (5-0-1)	1988
Florida (3-5)	2015
Fordham (10-5)	2009
Fort Belvoir (0-1)	1945
Fort Meade (1-0-1)	1949
Francis Marion (0-1)	1979
Franklin & Marshall (2-1)	1900
Furman (6-5)	1991
Galludet (1-0)	1900
Gardner-Webb (1-0)	2006
George Mason (26-12)	2010
George Washington (25-12)	2018
Georgetown (19-17)	2015
Georgia (15-20)	1993
Georgia College (1-0)	1997
Georgia Southern (1-2)	1980
Gettysburg (1-0)	1903
Hampden-Sydney (18-1)	1948
Hartford (1-1)	2015
Harvard (6-17-5)	2013
Haverford (5-0)	1950
Hermitage Club of Richmond (1-0)	1907
High Point (2-0)	2011
Hobart (1-2)	1902
Hofstra (2-0)	1952
Holy Cross (3-4)	1916
Howard (6-3)	1997
Huntington (Ala.) (1-0)	1985
Illinois (2-0)	1893
Illinois Wesleyan (0-1)	1939
Indiana State (Pa.) (0-1)	1972
Ithaca (1-0)	1953
Jacksonville (5-5)	1999
James Madison (45-25-1)	2019
Jefferson School (2-0)	1912
Johns Hopkins (11-4)	1921
Kansas (1-0)	2017
Kent State (3-2)	2016
Kentucky (2-1)	2014
Kentucky State (1-0)	1906
Lafayette (21-9)	2007
Langley Field (1-0)	1948
La Salle (3-0)	2017
Lehigh (22-9)	2008
Liberty (39-21-1)	2019

Lincoln Memorial (0-1)	1919
Little Creek (0-1)	1946
Lock Haven (1-1)	1976
Locust Dale (4-0)	1902
Long Island (0-1)	1935
Longwood (15-2)	2019
Louisiana State (0-4)	2009
Lynchburg (3-3)	1982
Lynchburg Cardinals (0-2)	1946
Maine (2-3)	1974
Mansfield State (7-1)	1979
Marietta (0-1)	1966
Marist (8-0)	2015
Marshall (12-0)	2011
Maryland (113-80-1)	2015
Md.-Eastern Shore (8-0)	2006
Maryland State (1-1)	1920
Massachusetts (1-0)	1971
McCabe's School (1-0)	1898
Mercer (1-4)	1997
Michigan (9-11-1)	1983
Michigan State (0-2)	1964
Miller School (6-0)	1909
Mississippi (6-2)	2014
Mississippi State (0-2)	2013
Monmouth (9-1)	2017
Montreal (0-1)	1912
Mount St. Mary's (2-0)	2008
Naval Preflight (1-0)	1943
Navy (18-10)	2011
New York University (1-2)	1929
Newberry (2-0)	1984
Niagara (3-1)	2017
Norfolk Naval (0-1)	1945
Norfolk State (12-0)	2019
North Carolina A&T (6-0)	2005
UNC Charlotte (1-6)	2002
UNC Greensboro (8-6)	2004
UNC Pembroke (6-9-1)	1979
UNC Wilmington (6-1)	2014
UNC Wesleyan (0-2)	1983
North Florida (2-1)	2007
Oglethorpe (1-3)	1922
Ohio (3-1)	1986
Ohio State (0-1)	2005
Ohio Wesleyan (2-0)	1959
Oklahoma (2-3)	2012
Oklahoma State (1-0)	1998
Old Dominion (30-33-2)	2019
Old Dominion of Richmond (1-0)	1891
Olympics of Louisville (1-0)	1891
SUNY Oneonta (18-2)	1985
Oswego (1-0)	1981
Pantops Academy (2-0)	1904
Pastimes of Baltimore (1-0)	1891
Penn State (12-10)	2004
Pennsylvania (11-23-1)	1953
Princeton (20-33)	2014
Providence (5-0)	1987
Purdue-Fort Wayne (1-0)	1979
Quantico Marines (4-4)	1948
Quinnipiac (0-1)	2004
Radford (21-4-1)	2019
Randolph-Macon (10-0)	1941
Rensselaer (1-0)	1950
Rhode Island (10-0)	2010
Rice (2-0)	2018
Richmond (86-59-2)	2019

Rider (6-0)	2011
Roanoke (6-0)	1946
Rochester (2-0)	1967
Rollins (0-2)	1983
Rutgers (5-6)	2017
Saint Peter's (1-0)	2013
Samford (1-0)	2018
Seton Hall (0-0)	First Meeting
St. Alban's (6-1)	1904
St. John's (13-4)	2011
St. Joseph's (3-0)	2006
St. Paul's (1-0)	1898
San Diego State (2-0)	2015
Seton Hall (35-21-1)	2019
Shippensburg (0-1)	1982
Siena (2-0)	2008
South Alabama (0-2)	1998
South Carolina (27-37)	2011
Southern California (2-0)	2015
Springfield (1-1)	1949
Stetson (1-1)	1996
Stony Brook (3-1)	2009
Swarthmore (2-0)	1891
Syracuse (7-3)	1972
TCU (1-2)	2019
Tennessee Tech (1-0)	1995
Toledo (3-0)	2013
Tome (1-0)	1911
Towson (21-2)	2017
Trenton Univ. Club (1-0)	1934
Trinity (10-3)	1954
UAB (1-2)	2011
UCF (0-2)	2018
UC Irvine (4-1)	2011
UCLA (0-1)	2008
U.S. Marines (1-1)	1932
University of the South (1-0)	1893
Vanderbilt (3-6)	2019
Vermont (16-8)	1981
Villanova (4-2)	2019
Virginia Christian Coll. (1-0)	1918
VCU (46-22)	2018
VMI (106-32)	2019
Wagner (5-0)	2019
Washington (1-3)	1916
Washington & Lee (50-23-2)	1971
Washington College (0-0-1)	1954
Washington Nationals (1-2)	1913
Wesleyan (1-1-1)	1909
West Chester (4-1)	1988
West Georgia (1-0)	1974
West Virginia (8-5)	1949
Western Carolina (0-1)	2002
Western Kentucky (0-1)	1976
Western Reserve (1-0)	1951
Westfield State (3-0)	1985
William & Mary (77-31-2)	2019
Williams (5-1)	1927
Wisconsin (1-0)	1893
Wofford (2-1)	1984
Woodberry Forest (11-1)	1945
Woodrow Wilson Hospital (3-1)	1945
Wright State (1-2)	2012
Yale (26-44-3)	2018

2020 Opponents in Bold



1934 CAVALIERS

YEAR-BY-YEAR RESULTS

1889 (7-0)

COACH: unknown
CAPTAIN: Harry S. Bailey
MANAGER: Felix H. Levy

Richmond Col.	W, 13-4
Washington & Lee	W, 24-9
Episcopal HS	W, 22-10
Navy	W, 11-2
VMI	W, 19-4
Washington & Lee	W, 18-5
Johns Hopkins	W, 6-4

1890 (4-8)

COACH: unknown
CAPTAIN: A. Lee Thurman
MANAGER: J. R. A. Hobson

Lehigh	L, 6-10
Lehigh	L, 6-9
Richmond Col.	L, 5-9
Lafayette	W, 15-3
Pennsylvania	L, 4-5
VMI	W, 13-7
Johns Hopkins	W, 7-1
Lehigh	L, 4-6
Lafayette	L, 6-7
Pennsylvania	L, 2-25
Princeton	L, 4-9
Johns Hopkins	W, 11-0

1891 (16-5)

COACH: unknown
CAPTAIN: Buchanan Schley, Jr.
MANAGER: R. D. Anderson

Boston Association	L, 4-6
Boston Association	L, 1-19
Dartmouth	W, 18-4
Dartmouth	W, 5-0
Lafayette	L, 2-6
Lafayette	W, 15-0
Washington & Lee	W, 21-4
VMI	W, 24-0
North Carolina	W, 6-1
Johns Hopkins	L, 13-16
Swarthmore	W, 14-2
Swarthmore	W, 7-4
ODU of Richmond	W, 8-0
All Virginia	W, 18-0
Cornell	W, 1-0
Olympics of Louisville	W, 5-0
Pastimes of Baltimore	W, 9-0
Johns Hopkins	L, 1-2
Johns Hopkins	W, 13-3
Columbian Ath. Club	W, 4-1
Columbian Ath. Club	W, 11-3

1892 (9-8-1)

COACH: unknown
CAPTAIN: Mendell L. Smith
MANAGER: J. Breckenridge Robertson

Boston	L, 0-22
Boston	L, 3-19
Vermont	L, 1-10
Dartmouth	W, 11-2
Lafayette	W, 20-12
Lafayette	W, 12-0
Lehigh	L, 6-9

Lehigh	W, 8-6
Princeton	L, 0-10
Vanderbilt	L, 4-5
North Carolina	W, 5-2
North Carolina	L, 50r-4
	6or7
Johns Hopkins	W, 6-5
Washington & Lee	T, 2-2
Baltimore Y.M.C.A.	W, 8-4
Hampden-Sydney	W, 9-7
Columbian Ath. Club	L, 5-8
Columbian Ath. Club	W, 7-2

1893 (10-5-1)

COACH: unknown
CAPTAINS: Murray M. McGuire and Mendell L. Smith
MANAGER: R. D. Anderson

Yale	L, 8-14
Yale	L, 4-11
Harvard	T, 1-1
Vermont	W, 6-5
Vermont	L, 4-7
North Carolina	W, 5-2
Lafayette	W, 11-2
Lafayette	W, 15-4
Univ. of the South	W, 13-5
Randolph-Macon	W, 16-0

World's Fair Baseball Tourney

June	
26 Illinois	W, 11-7
29 Wisconsin	W, 14-4
July	
1 Illinois	W, 11-7
6 Wesleyan Univ.	W, 6-0
11 Amherst	L, 6-8
12 Yale	L, 2-6

Note: Virginia finished second in eight-team field behind Yale.

1894 (9-7)

COACH: unknown
CAPTAIN: Mendell L. Smith
MANAGER: J. Breckenridge Robertson

Columbia	W, 6-1
Lehigh	W, 11-4
Yale	L, 4-28
Yale	L, 11-13
Vermont	L, 5-12
Vermont	W, 11-8
Baltimore	L, 0-28
Baltimore	L, 5-11
Columbia	W, 23-5
Wake Forest	W, 5-2
Penn State Col.	W, 14-4
Georgetown	W, 3-2
North Carolina	L, 2-4
North Carolina	W, 10-2
Lafayette	L, 3-7
Lafayette	W, 7-5

1895 (10-7)

COACH: unknown
CAPTAIN: J. Garnett Nelson
MANAGER: Jonathan Bryan

New York	L, 0-12
St. Albans	W, 11-3
Vermont (10)	W, 3-2
Vermont	W, 13-5
Rutgers	W, 9-2
Lehigh	W, 15-9
Yale	L, 9-15
Yale	L, 3-6
Washington & Lee	W, 13-0
Franklin & Marshall	W, 8-1
Franklin & Marshall	W, 5-0
Georgetown	W, 5-3
Pennsylvania	L, 3-8
Cornell	L, 0-6
Cornell	L, 2-11or6
Georgetown	L, 2-16
North Carolina	L, 7-0

1896 (7-10)

COACH: unknown
CAPTAIN: Murray M. McGuire
MANAGER: McLane Tilton, Jr.

Lehigh	W, 25-3
Princeton	L, 4-5
Yale	L, 4-12
Yale	L, 7-8
Johns Hopkins	W, 15-8
Hobart	L, 4-7
Hobart	L, 2-3
Trinity	W, 6-4
North Carolina	L, 6-14
St. John's	W, 18-12
St. Albans	W, 4-3
Cornell	W, 6-5
Georgetown	L, 11-31
Georgetown	L, 0-7
Pennsylvania	L, 2-3
Lehigh	L, 6-10
Princeton	W, 10-6

1897 (9-5)

COACH: unknown
CAPTAIN: John Lawrence, Vick Bonney
MANAGER: Elbert Lee Trinkle

Woodberry Forest	W, 14-4
Locust Dale	W, 18-6
North Carolina	W, 7-6
Wake Forest	W, 10-3
Vermont	W, 14-1
Vermont	W, 12-4
Lafayette	L, 11-9
Pennsylvania	L, 7-13
Lehigh	L, 3-8
Yale	W, 13-5
Yale	L, 13-15
Princeton	L, 3-9
North Carolina	W, 10-4
Richmond	W, 9-4

1898 (15-8)

COACH: unknown
CAPTAIN: John Lawrence Vick Bonney
MANAGER: Don Preston Peters

McCabe's School	W, 27-2
Episcopal HS	W, 5-3
Woodberry Forest	W, 11-5
Pantops Academy	W, 12-5
Lafayette	W, 12-8
Lehigh	W, 13-3
Yale	W, 9-0
Yale	L, 0-5
Princeton	W, 14-10
Harvard	L, 5-7
Richmond	L, 6-8
Richmond	L, 12-19
Washington & Lee	W, 2-1
Washington & Lee	W, 20-0
Georgetown	W, 13-6
St. John's	W, 26-5
Georgetown	W, 9-5
Georgetown	L, 7-10
Pennsylvania	L, 3-9
Princeton	L, 5-12
St. Paul's	W, 19-2
Wesleyan	L, 4-6
Yale	W, 4-0

1899 (13-6)

COACH: unknown
CAPTAIN: W. A. Martin
MANAGER: A. W. Aston

Episcopal HS	W, 7-1
Lafayette	W, 7-5
Cornell	W, 14-5
Lehigh	W, 8-3
Yale	W, 10-3
Yale	W, 10-4
Princeton	W, 19-4
Princeton	L, 6-18
Boston	L, 3-14
Boston	L, 1-15
Harvard	L, 3-9
Pennsylvania	W, 18-3
Pennsylvania	W, 6-4
Georgetown	L, 6-8
Maryland	W, 10-2
St. Albans	W, 23-3
Georgetown	L, 5-5
West Virginia	W, 8-6
Trinity	W, 12-0

1900 (9-6)

COACH: unknown
CAPTAIN: Brodie C. Nalls
MANAGER: N. P. Cocke

Woodberry Forest	W, 23-3
Episcopal HS	W, 16-4
Cornell	W, 6-5
Gallaudet	W, 9-3
Franklin & Marshall	L, 2-5
Lehigh	L, 0-2
Howard	L, 0-7
Yale	L, 7-8
Princeton	L, 3-9

Pennsylvania	L, 7-8
Pennsylvania	W, 19-4
Washington & Lee	W, 12-0
VMI	W, 22-0
Virginia Tech	W, 12-0
Roanoke Col.	W, 17-2

1901 (12-8)

COACH: unknown
CAPTAIN: C. P. Carter
MANAGER: R. E. Lee Taylor

Bellevue HS	W, 29-6
St. Albans	W, 6-0
Locust Dale	W, 12-2
Lafayette	W, 10-9
Episcopal HS	W, 12-0
Woodberry Forest	W, 19-0
Lehigh	W, 13-2
Boston (AL)	L, 0-23
Yale	L, 6-9
Princeton	L, 10-19
Princeton	L, 5-9
Harvard	L, 5-8
Cornell	L, 2-9
North Carolina	W, 9-2
Georgetown	L, 0-13
Maryland	W, 16-13
Georgetown	L, 6-9
Washington & Lee	W, 9-8
Virginia Tech	W, 8-3
Roanoke Col.	W, 8-5

1902 (13-7-1)

COACH: unknown
CAPTAIN: C. P. Carter
MANAGER: Owsley Brown

Locust Dale	W, 15-0
Miller's School	W, 15-2
St. Albans	L, 3-14
Lehigh	W, 14-10
Pennsylvania	L* forfeit
Yale (10)	T, 2-2
Princeton	L, 8-9
Princeton	L, 2-16
Hobart	W, 16-4
Cornell	L, 10-14
Howard	L, 8-11
Columbian	W, 7-5
Washington & Lee	W, 12-5
North Carolina (10)	W, 5-4
North Carolina	W, 9-7
William & Mary	W, 27-1
Columbian	L, 4-6
Princeton	W, 14-1
Roanoke	W, 10-1
North Carolina	W, 11-1
Washington & Lee	W, 11-3

* Losing 9-0, Virginia forfeited to Penn.

YEAR-BY-YEAR RESULTS

1903 (15-6-1)

COACH: unknown

CAPTAIN: J. Beverley Pollard
MANAGER: Armistead M. Dobie

Miller School	W, 8-4
Woodberry School	W, 15-0
Locust Dale	W, 12-1
St. Alban's	W, 10-1
Lafayette	W, 17-2
Lafayette	L, 2-12
Pennsylvania	W, 1-0
Pennsylvania	L, 1-3
Gettysburg	W, 3-2
Syracuse	L, 7-8
Lehigh	W, 4-0
Yale	L, 2-9
Brown's School	W, 6-1
VMI	W, 7-1
A27 Virginia Tech (18)	W, 14-2
NC State	W, 4-0
North Carolina	L, 3-10
North Carolina	T, 15-15
Davidson	W, 8-1
M6 Virginia Tech	W, 13-4
North Carolina	L, 1-4
Roanoke Col.	W, 2-1

1904 (16-9)

COACH: unknown

CAPTAIN: C. P. Stearns
MANAGER: J. W. Somerville, Jr.

March	
12 Woodberry Forest	L, 0-1
17 Pantops Academy	W, 6-0
19 Fishburne Military	W, 15-3
22 St. Alban's	W, 6-0
23 Randolph-Macon	W, 4-0
25 Villanova	W, 13-5
26 Villanova	L, 0-2
29 St. John's	W, 9-0
30 Lafayette	W, 10-2
31 Lafayette	W, 6-0
April	
2 Yale (1)	L, 1-4
4 Yale	L, 4-7
5 Lehigh	W, 22-9
6 Pennsylvania	L, 1-7
7 Pennsylvania	L, 1-10
9 Cornell	W, 7-6
12 Hampden-Sydney	W, 7-0
14 Virginia Tech	W, 9-0
16 at Navy	L, 3-4
18 vs. Harvard (2)	L, 4-11
19 Washington & Lee	L, 1-7
21 at NC State	W, 11-3
23 at North Carolina	W, 9-2
? Columbia	W, 11-7
May	
6 Johns Hopkins	W, 15-5

1905 (17-7)

COACH: unknown

CAPTAIN: J. M. Stucky
MANAGER: H. N. Page, Jr.

March	
11 Woodberry Forest	W, 3-1
18 Miller School	W, 6-1
20 Fishburne Mil. Ac.	W, 11-3
25 West Virginia	W, 7-1
27 West Virginia	L, 2-4
29 William & Mary	W, 22-0
31 Lafayette	W, 6-0
April	
1 Lafayette	L, 1-6
3 Penn State	L, 2-13
6 Pennsylvania	W, 3-2
7 vs. St. John's (3)	W, 9-4
8 at Navy	W, 7-3
15 Johns Hopkins	W, 13-5
17 Kentucky	W, 7-4
18 Davidson	W, 4-3
19 G. Washington	W, 22-1
20 St. John's	W, 19-8
22 vs. Yale (1)	L, 5-6
24 Syracuse	L, 4-8
25 Syracuse	W, 7-2
26 Virginia Tech	W, 7-1
27 Virginia Tech	W, 7-2
May	
4 at North Carolina	L, 1-6
5 vs. North Carolina	L, 2-3

1906 (18-10)

COACH: unknown

CAPTAIN: A. C. Graham
MANAGER: R. G. Camp

March	
17 Richmond Col.	W, 13-5
21 Miller School	W, 19-0
23 Lafayette	L, 2-10
April	
2 Penn State	L, 1-5
3 Pennsylvania	W, 7-1
4 Pennsylvania	L, 0-2
6 VMI	W, 9-0
11 Syracuse	W, 12-7
12 Princeton	L, 1-2
13 vs. Yale (1)	L, 0-11
14 vs. Yale (1)	W, 3-2
16 Lehigh	W, 11-5
17 Lehigh	W, 6-2
18 Kentucky	W, 12-3
19 Carlisle Indians	W, 11-3
20 Carlisle Indians	W, 3-1
23 vs. North Carolina (5)	L, 1-6
24 North Carolina	W
* forfeit	
25 NC State	W, 12-0
27 Georgia	W, 7-1
28 Georgia	W, 8-5
30 Kentucky State	W, 7-2

1907 (16-6-1)

COACH: unknown

CAPTAIN: A. S. Walker
MANAGER: A. T. Brant

March	
16 Woodberry Forest	W, 7-1
18 Fishburne School	T, 6-6
29 Cornell	L, 7-8
30 Columbia	W, 7-6
April	
1 Columbia	W, 16-3
2 Lafayette	W, 6-3
3 Pennsylvania	L, 8-11
4 Pennsylvania	W, 5-2
5 Hem. Club of Rich.	W, 6-5
10 Dartmouth	L, 3-4
13 Georgetown	W, 9-0
15 North Carolina	W, 5-1
16 G. Washington	W, 8-1
17 Trinity	W, 21-0
20 vs. North Carolina (4)	W, 5-2
22 Davidson	W, 12-1
26 Georgia	W, 8-3
27 Georgia	W, 8-3

1908 (12-11-1)

COACH: unknown

CAPTAIN: John F. Hoff
MANAGER: W. H. Jordan

March	
25 Fishburne School	W, 9-5
26 Miller School	W, 15-0
28 Woodberry Forest	W, 1-0
30 Amherst	W, 1-0
April	
1 Amherst	W, 5-1
2 Cornell	L, 2-4
3 Cornell	W, 4-2
6 vs. North Carolina (4)	L, 1-2
11 Georgetown	L, 2-3
13 Dartmouth	W, 10-0
14 Princeton	W, 6-2
16 vs. Princeton (5)	L, 0-1
17 Penn State	L, 5-9
20 Lehigh	W, 7-0
21 Lehigh	L, 4-6
22 North Carolina	W, 5-4
23 Pennsylvania	W, 7-5
24 Pennsylvania	L, 3-6
25 Davidson	W, 4-0
27 at Georgetown	L, 0-2
28 at Georgetown	L, 0-3

29 at Princeton	L, 0-2
May	
1 at Fordham	L, 2-7
2 at Army	T, 1-1

1909 (19-7-1)

COACH: unknown

CAPTAIN: John F. Hoff
MANAGER: L. W. Tazewell, Jr.

March	
15 Woodberry Forest	W, 5-3
18 Fishburne School	W, 6-0
20 Miller School	W, 10-1
25 William & Mary	W, 13-0
27 Randolph-Macon	W, 1-0
29 Colgate	W, 7-1
30 Colgate	W, 3-0
April	
1 Amherst	W, 5-4
3 vs. Yale (1)	L, 2-4
6 St. John's	W, 5-1
7 Lafayette	W, 3-2
8 Holy Cross	W, 9-3
9 Princeton	W, 4-3
12 Fordham	W, 2-1
14 Pennsylvania	W, 3-0
15 South Carolina	W, 6-1
16 South Carolina	L, 5-6
19 North Carolina (4)	W, 3-1
22 Harvard	L, 0-1
28 Davidson	W, 8-0
30 North Carolina	L, 6-7

1910 (7-14-1)

CAPTAIN: R. H. Pickford
MANAGER: Rufus T. Reid

May	
1 Georgetown	W, 7-6
4 at Princeton	L, 0-3
5 at Amherst	W, 4-1
6 at Wesleyan	T, 4-4
7 at Yale	L, 0-2
8 at Army	L, 3-4

1911 (11-9)

CAPTAIN: Charles Rigler
MANAGER: Rufus T. Reid

Woodberry Forest	W, 8-0
St. John's	L, 2-6
Princeton	L, 2-6
Holy Cross	L, 2-7
Pennsylvania	L, 0-3
Pennsylvania	L, 3-8
Amherst	L, 3-10
Amherst	L, 3-16
Lafayette	W, 4-0
Lafayette	L, 2-4
North Carolina	W, 2-3
North Carolina	W, 6-2
Georgetown	W, 4-2
Harvard	L, 0-1
North Carolina	L, 0-3
Davidson	W, 12-4
Georgetown	L, 2-5
Pennsylvania	L, 4-7
Harvard	T, 1-1
Holy Cross	L, 0-2
Yale	L, 1-3
Army	W, 6-3

1911 (11-9)

CAPTAIN: Thomas Clay Carter
MANAGER: Joseph S. Moore

Jefferson School	W, 16-1
Woodberry Forest	W, 22-1
Tome	W, 12-0
Randolph-Macon	W, 3-0
Amherst	L, 2-5
Amherst	L, 2-4
Carolina	W, 3-1
Carolina	L, 0-1
St. John's	W, 5-1
Princeton	L, 1-3
Fordham	W, 4-0
Pennsylvania	L, 0-8
Carolina	L, 0-1
Georgetown	W, 8-0
VMI	W, 11-0
Georgetown	W, 4-3
Pennsylvania	L, 0-10
Fordham	W, 4-0
Brown	L, 0-3
Yale	L, 0-9

1912 (14-9-1)

COACH: Charles Rigler

CAPTAIN: Thomas Clay Carter
MANAGER: unknown

Wash. Nationals	W, 5-3
Wash. Nationals	L, 1-11
Jefferson	W, 11-6
Episcopal HS	W, 17-0
Amherst	L, 4-5
Amherst	W, 8-4
St. John's	W, 4-2
Princeton	L, 3-6
Yale (10)	T, 3-3
Holy Cross	L, 1-4
Cornell	W, 2-1
Montreal	L, 2-9
Trinity	W, 8-5
North Carolina	W, 2-1
North Carolina	L, 3-10
North Carolina	L, 0-4
South Carolina	W, 10-2
Georgetown	W, 4-3
North Carolina	W, 4-0
Bucknell	W, 15-4
Georgia	W, 5-1
Pennsylvania	L, 4-5
Georgetown	L, 0-5
Georgetown	W, 6-3

1913 (12-8)

COACH: Jack Ryan

CAPTAIN: D. W. Neff
MANAGER: G. F. Thornhill

Wash. Nationals	L, 0-6
Holy Cross	W, 16-8
Princeton	W, 3-0
Amherst	L, 5-6
Cornell	W, 6-5
Cornell	W, 12-3
Randolph-Macon	W, 8-1
North Carolina	L, 4-5
Davidson	W, 13-1
North Carolina	W, 12-9
Georgetown	W, 13-3
South Carolina	W, 3-1
Trinity	W, 8-3
Holy Cross	L, 1-4
Catholic Univ.	L, 4-8
Georgetown	W, 8-2
Navy	L, 4-10
Princeton	W, 6-1
Yale	L, 2-4
Army	L, 3-9

1914 (10-7)

COACH: Jack Ryan

CAPTAIN: J. L. White
MANAGER: C. G. Giddings

Amherst	L, 3-5
Vermont	W, 9-1
Cornell	W, 7-1
Cornell	L, 3-5
Princeton	L, 4-10
Yale	W, 10-4
Yale	W, 8-3
Johns Hopkins	W, 6-5
VMI	W, 11-3
North Carolina	W, 2-0
North Carolina	W, 9-1
Trinity	W, 13-3
North Carolina	W, 6-1
Princeton	L, 4-5
Harvard	L, 2-3
Brown	L, 3-8
Yale	L, 4-17

1915 (14-6)

COACH: Jack Ryan

CAPTAIN: J. L. White
MANAGER: H. M. Robertson

Amherst	W, 5-0
Amherst	W, 7-1
Princeton	L, 1-5
Fordham	W, 5-4
Cornell	W, 4-1
Cornell	W, 2-1
Williams	W, 9-1
North Carolina	W, 5-2
North Carolina	L, 5-8
Trinity	W, 10-6
Michigan	W, 6-1
Catholic	W, 7-2
North Carolina	W, 5-3
Georgia	W, 1-0

Georgia	L, 3-5
Trinity	W, 12-10
Princeton	L, 0-4
Harvard	L, 2-10
Brown	W, 5-4
Yale	L, 2-6

1916 (16-8-1)

COACH: Jack Ryan

CAPTAIN: E. W. Smith
MANAGER: C. Tunstall

Washington	L, 1-4
Washington	L, 4-10
Washington	W, 5-4
Washington	L, 6-9
Amherst	W, 7-4
Amherst	L, 3-5
North Carolina	W, 5-2
South Carolina	W, 5-3
Georgia	W, 2-1
Williams	W, 12-6
Cornell	W, 2-1
Cornell	W, 3-2
Harvard	T, 2-2
Princeton	W, 2-1
Yale	L, 0-7
Holy Cross	W, 3-1
North Carolina	W, 8-3
Trinity	W, 21-2
Georgia	W, 16-7
Georgia	L, 1-3
VMI	W, 14-5
Princeton	L, 2-3
Harvard	L, 0-5
Williams	W, 12-6
Yale	W, 13-1

1917 (2-2)

COACH: James L. White

CAPTAIN: E. W. Smith
MANAGER: C. Tunstall

Amherst	W, 4-3
Amherst	L, 0-1
Lehigh	W, 4-0
North Carolina	L, 2-3
Remainder of schedule canceled April 14, 1917	

1918 (7-4)

COACH: H. H. Lannigan

CAPTAIN: C. D. Mahood
MANAGER: V. B. Hirst

Virginia Christian Col.	W, 8-0
William & Mary	W, 11-3
Richmond Col.	W, 10-8
North Carolina	L, 0-3
North Carolina	W, 4-0
Marshall Col.	W, 16-4
North Carolina	W, 2-1
VMI	W, 14-4
West Virginia	L, 4-7
West Virginia	L, 0-9
West Virginia	L, 5-9

1919 (8-8-1)

COACH: E. W. Smith

CAPTAIN: H. H. Gwathmey
MANAGER: J. N. Greear

Richmond Col.	W, 5-4
Lincoln Memorial	L, 0-4
William & Mary	L, 0-2
Hampden-Sydney	W, 13-3
North Carolina	W, 2-1
North Carolina	T, 3-3
Georgia	L, 2-7
Georgia	L, 4-7
Davidson	L, 0-7
Randolph-Macon	W, 4-0
North Carolina	L, 1-7
Maryland State	W, 7-5
Georgia	L, 4-10
Georgia	W, 3-0
VMI	W, 2-1
North Carolina	W, 11-4
Princeton	L, 2-5

YEAR-BY-YEAR RESULTS

1920 (11-7-1)

COACH: James L. White

CAPTAIN: William I. Pritchard

MANAGER: Raymond McK. Sloan

Maryland State	L, 1-3
Cornell	L, 4-7
Yale	W, 3-0
Lafayette	W, 5-1
Amherst	L, 2-4
Amherst	L, 0-2
Georgia	L, 0-4
Georgia	W, 5-4
North Carolina	W, 4-3
St. John's	W, 7-4
Johns Hopkins	W, 9-4
Harvard	T, 2-2
Auburn	W, 1-0
Auburn	L, 0-4
North Carolina	W, 8-7
South Carolina	W, 8-3
Princeton	L, 1-8
Yale	W, 1-0
Amherst	W, 4-3

1921 (7-15)

COACH: W. Rice Warren

CAPTAIN: J. Wilcox Dunn, Robert E.

Hanson (22 Curls)

MANAGER: Water T. Bergstrom

(resigned), William Menefee, Jr.

Lynchburg Col.	L, 0-2
Johns Hopkins	L, 5or3-11
Penn State	L, 2-14
Fordham	L, 2-7
Dartmouth	W, 8-5
North Carolina	L, 3-5
Univ. of Richmond	W, 3-1
Cornell	L, 2-3
Cornell	L, 3-4
Williams	W, 6-5
William & Mary	W, 8-6
VMI	L, 4-7
Buffalo	L, 0-22
Company K	W, 11-0
North Carolina	L, 3-7
North Carolina	L, 2-3
Oglethorpe	W, 2-1
Oglethorpe	L, 2-11
Johns Hopkins	W, 10-9
Catholic Univ.	L, 8-9
Fordham	L, 2-8
Yale	L, 1-9

1922 (8-14)

COACH: Jack Ryan

CAPTAIN: Joseph William Dunn

MANAGER: R. V. Hatcher

Lynchburg Col.	W, 3-2
Delaware	L, 2-3
Cornell	L, 0-8
Cornell	W, 4-3
Vermont	L, 5-8
Washington & Lee	L, 7-10
Virginia Tech	W, 6-0
Oglethorpe	L, 2-4
Oglethorpe	L, 3-5
North Carolina	L, 0-6
William & Mary	W, 6-5
North Carolina	L, 0-4
North Carolina	L, 0-7
VMI	L, 1-3
West Virginia	W, 4-3
West Virginia	W, 8-0
Univ. of Richmond	L, 1-4
North Carolina	L, 0-6
Catholic Univ.	W, 3-0
Princeton	L, 2-5
Brown	W, 12-5
Yale	L, 4-13

1923 (11-12-1)

COACH: Earle Neale

CAPTAIN: Robert Randolph Parrish

MANAGER: Walter Lindsay Brown

New York Univ.	L, 6-7
Amherst	W, 14-6
Princeton	L, 4-6
Penn State	L, 1-9
Fordham	W, 10-2
William & Mary	L, 6-17
Washington & Lee	W, 14-12
Cornell	T, 10-10
Cornell	W, 10-6
Washington & Lee	L, 3-8
Richmond Col.	L, 6-19
VMI	L, 0-6
Lynchburg Col.	L, 7-8
North Carolina	L, 1-2

Georgia	L, 0-4
Georgia	W, 8-6
South Carolina	W, 10-1
Virginia Tech	W, 7-0
Davidson	W, 14-6
Maryland	W, 3-2
VMI	L, 0-4
Hampden-Sydney	W, 8-5
North Carolina	L, 3-12
North Carolina	W, 4-3

1924 (15-10)

COACH: Earle Neale

CAPTAIN: Robert Randolph Parrish

MANAGER: Charles Skinker Valentine

Amherst	W, 13-9
Amherst	W, 6-0
Roanoke	W, 8-7
Hampden-Sydney	W, 5-4
Cornell	W, 3-0
Cornell	W, 7-4
Washington & Lee	W, 3-0
William & Mary	W, 13-9
Syracuse	W, 6-4
Georgia	L, 4-8
Georgia	W, 2-1
Quantico Marines	L, 0-3
North Carolina	L, 4-7
Georgia Tech	W, 8-4
Georgia Tech	L, 1-3
North Carolina	L, 2-3
North Carolina	L, 8-13
Georgia	L, 1-2
Georgia Tech	W, 7-4
Georgia	L, 1-2
VMI	W, 8-2
VMI	W, 9-4
Washington & Lee	L, 2-4
Virginia Tech	L, 1-3
Maryland	W, 10-3

1925 (13-10-1)

COACH: Earle Neale

CAPTAIN: Thomas A. McCoy

MANAGER: Robert Sedgewick Osborn

Dartmouth	L, 1-3
Lynchburg	W, 15-1
Quantico Marines	L, 10-11
Cornell	W, 1-0
Cornell	W, 9-4
Pennsylvania	T, 5-5
Pennsylvania	W, 5-3
Princeton	W, 3-0
Bucknell	L, 2-10
Syracuse	W, 8-4
Syracuse	L, 5-10
North Carolina	L, 6-8
VMI	W, 9-2
Washington & Lee	L, 4-5
VMI	W, 5-3
NC State	L, 6-8
Maryland	W, 11-9
Navy	L, 5-9
Columbia	W, 5-4
Fordham	L, 1-8
Williams	W, 9-8
NC State	L, 2-3
North Carolina	W, 4-1
North Carolina	W, 2-1

1926 (11-10)

COACH: Earle Neale

CAPTAIN: McDonald Edward Wrenn

MANAGER: Isaac May

Pennsylvania	L, 3-9
Pennsylvania	L, 1-3
Syracuse	W, 8-2
Lehigh	W, 4-2
Rutgers	W, 17-9
North Carolina	W, 7-3
Richmond	L, 6-7
Washington & Lee	W, 5-2
Virginia Tech	L, 4-5
VMI	L, 3-4
North Carolina	L, 4-12
North Carolina	W, 6-2
Duke	W, 8-2
Washington & Lee	W, 6-5
Georgia Tech	W, 7-6
Georgia Tech	L, 6-7
Maryland	W, 6-3
Yale	L, 11-13
Columbia	L, 5-6
VMI	W, 2-1
Marines	L, 2-5

1927 (13-7)

COACH: Earle Neale

CAPTAIN: Robert Gamble Cabell

MANAGER: Bryan Black, Jr.

Springfield	L, 2-3
Bucknell	W, 7-2
Williams	L, 6-10
Hampden-Sydney	W, 12-3
Penn State	W, 3-2
Princeton	W, 6-4
VMI	W, 10-4
North Carolina	L, 7-10
Washington & Lee	L, 2-8
VMI	W, 15-3
Richmond	W, 7-0
Fordham	W, 4-2
Yale	L, 1-4
New York Univ.	L, 1-10
Maryland	W, 7-3
Washington & Lee	W, 9-8
North Carolina	W, 6-2
North Carolina	L, 10-11
Georgia	W, 6-2
Georgia	W, 9-6

1928 (10-10)

COACH: Earle Neale

CAPTAIN: John Wesley Stephens, Jr.

MANAGER: William O. Bristow, Jr.

Maryland	L, 1-3
Pennsylvania	L, 5-12
Colgate	W, 13-7
Cornell	W, 8-1
Princeton	W, 4-2
Harvard	L, 5-11
VMI	W, 13-8
North Carolina	L, 4-6
Virginia Tech	W, 21-3
Virginia Tech	W, 6-0
Duke	L, 0-11
NC State	W, 3-2
Quantico Marines	L, 6-9
Maryland	W, 8-3
Navy	L, 6-7
NC State	L, 4-6
North Carolina	W, 5-3
North Carolina	L, 4-8
Univ. of Richmond	L, 1-6
Washington & Lee	W, 3-1

1929 (8-13)

COACH: Earle Neale

CAPTAIN: Middleton Elliot Randolph

MANAGER: Howard W. Holland

New York Univ.	W, 6-5
Princeton	L, 1-3
Princeton	L, 5-7
Colgate	W, 5-4
Yale	L, 3-9
Yale	L, 2-10
VMI	L, 6-8
Maryland	L, 4-10
North Carolina	L, 4-5
Davidson	L, 2-5
Washington & Lee	W, 6-5
Virginia Tech	W, 12-2
William & Mary	L, 3-19
VMI	L, 0-4
NC State	W, 7-2
Maryland	W, 3-0
Duke	L, 2-12
North Carolina	L, 4-6
North Carolina	L, 2-4
Virginia Tech	W, 8-6
Washington & Lee	W, 12-5

1930 (2-12)

COACH: Roy E. Randall

CAPTAIN: William Edgar Byrd

MANAGER: Beverley Heth Randolph, Jr.

William & Mary	L, 3-9
VMI	L, 2-12
Maryland	L, 2-11
North Carolina	L, 5-8
Washington & Lee	W, 6-2
Virginia Tech	L, 2-7
Princeton	L, 4-9
Princeton	W, 7-6
VMI	L, 1-10
NC State	L, 3-4
Maryland	L, 5-8
Navy	L, 2-5
Duke	L, 8-15
NC State	L, 5-10
North Carolina	L, 1-12

1931 (2-15)

COACH: Gus K. Tebell

CAPTAIN: James L. Ellis (Killed before

season started)

MANAGER: Edwin Darius Dupree	
Dartmouth	L, 2-11
Yale	L, 0-4
Yale	L, 7-9
Washington & Lee	L, 2-9
North Carolina	L, 1-6
VMI	L, 3-4
Harvard	W, 11-10
Princeton	L, 1-8
Princeton	L, 2-6
Maryland	L, 1-10
Virginia Tech	L, 4-5
NC State	W, 6-1
VMI	L, 9-14
North Carolina	L, 2-6
North Carolina	L, 4-15
Washington & Lee	L, 1-9
Virginia Tech	L, 1-6

1932 (12-4)

COACH: Gus K. Tebell

CAPTAIN: Frank P. Sippley

MANAGER: John D. Hurt

Randolph Macon	W, 4-1
Maryland	W, 8-5
North Carolina	W, 5-4
VMI (12)	W, 5-3
Washington & Lee	L, 1-2
Richmond	W, 5-3
Hampden-Sydney	W, 9-2
Virginia Tech	W, 12-8
Washington & Lee	W, 2-1
VMI	W, 15-7
Virginia Tech	W, 9-2
UNCG	L, 6-9
North Carolina	L, 3-4
U.S. Marines	W, 15-7
Navy	W, 16-2
Maryland	L, 5-9

1933 (8-5)

COACH: Gus K. Tebell

CAPTAINS: Ward W. Brewer, Charles

E. Poss

MANAGER: B. C. Baldwin, Jr.

William & Mary	W, 7-2
Vermont	W, 7-2
Randolph Macon	W, 6-4
NC State	L, 1-4
Washington & Lee	L, 0-11
Penn State	L, 2-5
Navy	W, 3-1
VMI	W, 8-0
Maryland	W, 11-6
Washington & Lee	W, 7-6
VMI	W, 4-3
UNCG	L, 1-11
Virginia Tech	L, 5-11

1934 (10-7)

COACH: Gus K. Tebell

CAPTAINS: S. P. Luck, Jr., V. H. Drissel

MANAGER: J. S. Hogland

Trenton Univ. Club	W, 8-5
Vermont	W, 14-0
William & Mary	L, 5-6
Maryland (10)	L, 0-3
North Carolina	L, 1-3
Maryland	L, 0-8
Navy	W, 2-0
VMI	W, 8-3
Univ. of Richmond	L, 0-12
William & Mary	W, 4-3
VMI	W, 12-9
Washington & Lee	W, 2-0
Virginia Tech	W, 14-4
NC State	W, 7-6
North Carolina	L, 3-16
UNCG	L, 2-5
West Virginia	W, 22-0

Rain: 1 game with Randolph-Macon,

Washington & Lee and West Virginia

1935 (13-8-1)

COACH: Gus K. Tebell

CAPTAIN: Orin W. Rogers

MANAGER: C. W. Carnan, Jr.

Vermont	W, 4-0
Michigan	W, 4-2
VMI	L, 1-2
William & Mary (11)	T, 5-5
Maryland	L, 2-3
Long Island	L, 2-5
Richmond	L, 0-4

Washington & Lee	W, 4-1
West Virginia	W, 5-4
William & Mary	W, 15-5
Virginia Tech	W, 7-3
Washington & Lee	L, 5-7
North Carolina	L, 3-5
North Carolina	W, 4-0
Navy	W, 1-0
Richmond	W, 4-3
Virginia Tech	L, 7-11
Hampden-Sydney	W, 13-1
VMI	W, 5-1
Yale	W, 9-0
Brown (13)	W, 12-2
Amherst	L, 3-7
Vermont	W, 1-1
Rain: 1 game with Dartmouth, Maryland	
and Vermont	

1936 (11-8)

COACH: Gus K. Tebell

CAPTAIN: Curtis F. Bouldin

MANAGER: Claiborne McD. Pope

Vermont	W, 14-4
Vermont	W, 4-2
Dartmouth	L, 3-7
Richmond	L, 0-3
VMI	W, 15-5
Michigan	L, 4-17
Washington & Lee	L, 3-5
Virginia Tech	W, 9-8
Navy	L, 1-2
Maryland	W, 4-3
Hampden-Sydney	W, 10-2
North Carolina	L, 2-14
UNCG	W, 8-7
William & Mary	L, 2-10
Washington & Lee	L, 0-5
VMI	W, 3-1
Virginia Tech	W, 8-7
Richmond	W, 4-2
William & Mary	W, 11-4

1937 (8-8-1)

COACH: Gus K. Tebell

CAPTAIN: Robert H. Abbott

MANAGER: William W. Carson, Jr.

Dartmouth	W, 7-5
Vermont	W, 11-2
Maryland	L, 5-18
Virginia Tech	L, 0-9

YEAR-BY-YEAR RESULTS

1939 (14-6)

COACH: Gus K. Tebell

CAPTAIN: James E. Sargeant
MANAGER: Sidney M. Ruffin

Haverford Col.	W, 13-0
Yale	W, 8-4
Richmond	W, 2-1
Michigan	W, 2-1
North Carolina	W, 10-5
VMI	W, 6-5
William & Mary	L, 2-6
Washington & Lee	W, 10-8
North Carolina	L, 4-15
Davidson	W, 8-6
VMI	W, 15-3
Washington & Lee	W, 9-2
Virginia Tech	W, 9-5
Richmond	L, 0-7
Virginia Tech	W, 5-2
Navy	W, 6-5
Rutgers	L, 8-9
Yale	L, 3-5
Cornell	W, 8-1
Ill. Wesleyan Univ.	L, 9-10

1940 (18-4)

State Champions

COACH: Gus K. Tebell

CAPTAIN: James T. Gillette, Jr.
MANAGER: Bodley Brooker, Jr.

Drexel Institute	W, 7-2
Maryland	W, 6-2
Haverford	W, 14-5
Dartmouth	L, 6-7
Vermont	W, 8-6
Dartmouth	W, 6-5
Pittsburgh	W, 19-5
VMI	W, 5-2
William & Mary	W, 9-1
Michigan	W, 12-11
Virginia Tech	W, 2-1
Virginia Tech	L, 1-6
North Carolina	L, 3-6
VMI	W, 14-11
Richmond	W, 2-1
William & Mary	W, 13-11
North Carolina	L, 5-9
Washington & Lee	W, 13-2
Maryland	W, 5-4
Navy	W, 12-2
Washington & Lee	W, 11-4
Richmond	W, 5-4

1941 (11-8)

COACH: Gus K. Tebell

CAPTAIN: James R. Dodson, Jr.
MANAGER: Daniel D. Talley, III

Bridgewater	W, 8-7
Dartmouth	W, 6-1
Vermont	W, 5-2
Pittsburgh	W, 6-5
Randolph-Macon	W, 12-4
William & Mary	L, 2-8
VMI	W, 10-9
Washington & Lee	L, 2-4
Virginia Tech	W, 18-11
Michigan	L, 4-6
North Carolina	L, 7-8
Richmond	L, 1-5
Virginia Tech	W, 7-4
VMI	W, 8-2
G. Washington	L, 2-8
William & Mary	L, 5-6
Washington & Lee	W, 19-3
Navy	L, 0-9
Richmond	W, 9-6

1942 (7-10-1)

COACH: Gus K. Tebell

CAPTAIN: Charles M. Walsh, III
MANAGER: Brooke Peirce

Bridgewater	W, 6-0
Maryland	W, 16-5
Washington & Lee	T, 0-0
Richmond	W, 4-0
Washington & Lee	L, 4-6
William & Mary	W, 10-1
Michigan	L, 3-9
G. Washington	L, 5-6
North Carolina	L, 1-18
Richmond	L, 1-8
Virginia Tech	L, 7-9
VMI	L, 5-8
Hampden-Sydney	W, 24-7
North Carolina	L, 2-5
Virginia Tech	W, 3-2
VMI	W, 13-1
Navy	L, 7-15
William & Mary	L, 2-7

1943 (6-4)

COACH: Gus K. Tebell

CAPTAIN: Turnbull Gillette
MANAGER: Walter McClelland

April		
6 Hampden-Sydney	W, 5-3	
9 Washington & Lee	L, 8-15	
10 VMI	W, 20-0	
13 Washington & Lee	Rain	
21 Richmond	W, 5-3	
24 VMI	W, 17-5	
30 Naval Pre-Flight	W, 13-5	
May		
1 North Carolina	W, 10-8	
4 Virginia Tech	L, 7-8	
5 Virginia Tech	L, 7-9	
8 Richmond	L, 1-8	
12 Navy	Rain	

1944 (6-5-1)

COACH: A. A. Corcoran

CAPTAIN: David H. Turp
MANAGERS: Robert E. Wherle and A. F. Eisenman, Jr.

April		
22 Lynchburg Cardinals	L, 7-16	
29 Richmond	W, 2-0	
May		
10 W. Wilson Hospital	W, 6-0	
13 Richmond	L, 0-9	
17 Virginia Tech	L, 1-2	
20 Hampden-Sydney	W, 6-1	
24 CASU-21	W, 4-2	
27 Camp Lee	W, 6-2	
31 W. Wilson Hospital	L, 2-4	
June		
3 BTC #10	L, 0-9	
7 Hampden-Sydney	W, 11-3	
10 Camp Lee	T, 1-1	

1945 (10-4)

COACH: Gus K. Tebell

CAPTAINS: David H. Turp and Roy William Richard
MANAGERS: Robert E. Wherle and A. F. Eisenman, Jr.

April		
7 Bridgewater	W, 20-7	
18 Woodrow Wilson	W, 8-5	
21 Virginia Tech	L, 1-3	
28 Richmond	W, 3-1	
May		
5 Richmond	W, 10-1	
9 Camp Lee	L, 1-12	
12 Ft. Belvoir	L, 1-2	
16 W. Wilson Hospital	W, 6-1	
19 Maryland	W, 10-3	
22 Bridgewater	W, 15-2	
30 Hampden-Sydney	W, 22-3	
June		
2 Virginia Tech	W, 2-1	
6 Norfolk Naval	L, 1-6	
9 Maryland	W, 8-1	

1946 (11-7-1)

COACH: Gus K. Tebell

CAPTAIN: James D. Patton, III
MANAGER: Herbert Bangel

American Viscose	W, 14-10
Roanoke Bus. Col.	W, 16-1
Lynchburg Cardinals	L, 7-10
William & Mary	W, 6-1
North Carolina	L, 5-6
Richmond	T, 8-8
Quantico Marines	W, 14-5
Quantico Marines	W, 8-8
Virginia Tech	W, 8-2
Navy	L, 0-6
Hampden-Sydney	L, 1-6
Washington & Lee	W, 5-4
Richmond	L, 3-4
Hampden-Sydney	W, 3-2
William & Mary	L, 2-6
Little Creek	W, 8-6
Washington & Lee	L, 1-2
Cherry Pt. Marines	W, 12-9
Virginia Tech	W, 11-7

1947 (19-7)

COACH: Gus K. Tebell

March		
29 Yale	L, 4-6	
Dartmouth	W, 8-4	
Haverford	W, 19-9	
North Carolina	W, 5-3	
South Carolina	W, 14-6	
Duke	W, 3-2	
Quantico Marines	W, 12-9	

Michigan	W, 7-4
VMI	W, 7-5
Hampden-Sydney	W, 10-4
VMI	W, 15-3
Richmond	L, 0-2
G. Washington	W, 16-6
Washington & Lee	W, 9-4
William & Mary	W, 8-1
G. Washington	W, 9-7
William & Mary	W, 18-3
North Carolina	L, 5-6
Virginia Tech	L, 4-10
Richmond	L, 0-4
Washington & Lee	W, 13-7
Virginia Tech	L, 6-9
Hampden-Sydney	W, 15-3
Maryland	W, 7-4
Maryland	W, 6-3
Navy	L, 2-9

1948 (14-5)

COACH: Gus K. Tebell

CAPTAINS: Samuel E. Ellington and Joseph W. Rowell
MANAGER: Joe Robinson

March		
22 Akron	W, 15-2	
26 at North Carolina	L, 1-3	
27 Ohio Wesleyan	W, 17-9	
30 Princeton	W, 15-5	
31 Princeton	Rain	
April		
3 West Virginia	W, 10-1	
7 Michigan	Rain	
8 Michigan	Rain	
10 at Washington & Lee	W, 10-1	
12 at Quantico Marines	L, 12-13	
16 Quantico Marines	W, 12-2	
17 at G. Washington	L, 5-6	
21 Richmond	W, 8-1	
23 Virginia Tech	W, 10-9	
28 VMI	W, 6-5	
May		
1 at Richmond	W, 5-2	
4 Washington & Lee	Rain	
6 North Carolina	W, 4-0	
8 at Virginia Tech	L, 2-13	
12 Hampden-Sydney	W, 14-1	
15 at VMI	W, 6-3	
18 Langley Field	W, 18-0	
22 at West Virginia	L, 6-7	
26 G. Washington	Rain	

1949 (11-6-4)

COACH: Gus K. Tebell

CAPTAIN: Neal Wade
MANAGER: Theodore Kruger

Springfield	W, 7-2
Rutgers	L, 4-6
Rutgers	L, 5-11
Haverford	W, 3-2
West Virginia	W, 12-2
Harvard	W, 2-0
Michigan	T, 1-1
Yale	T, 1-1
Trinity	W, 3-2
Akron	W, 7-6
North Carolina	L, 5-6
Ohio	L, 0-2
Virginia Tech	W, 7-6
VMI	Rain
Richmond	L, 1-13
Washington & Lee	L, 3-6
Langley Field	Rain
Fort Meade	T, 6-6
Fort Meade	W, 3-1
North Carolina	T, 6-6
Washington & Lee	W, 5-0
VMI	W, 7-2
Virginia Tech	Rain
Richmond	W, 3-2

1950 (17-6)

COACH: Gus K. Tebell

CAPTAIN: Robert Huff
MANAGER: John Boyer

Haverford	W, 6-3
Rutgers	Rain
Rutgers	L, 2-3
Akron	W, 27-1
Dartmouth	W, 5-1
Delaware	W, 6-0
Lehigh	W, 4-3
Rensselaer	W, 1-0
Trinity	L, 3-11
Michigan	L, 4-5
Michigan	W, 4-1
Virginia Tech	W, 4-1

Maryland	W, 7-2
Richmond	W, 3-2
VMI	W, 7-6
G. Washington	W, 8-1
North Carolina	W, 9-4
Richmond	W, 10-6
Maryland	L, 2-7
Washington & Lee	W, 2-1
G. Washington	L, 0-2
Virginia Tech	L, 0-9
VMI	W, 13-0
Washington & Lee	Rain
William & Mary	W, 8-0

1951 (17-5)

COACH: Gus K. Tebell

CAPTAIN: Robert Winn
MANAGER: Clifford P. McKinney

North Carolina	W, 5-4
Cherry Point	W, 10-0
Camp LeJeune	L, 7-8
Trinity	Rain
Hofstra	W, 2-1
Lehigh	W, 2-1
Akron	W, 9-1
Yale	W, 7-6
Western Reserve	W, 11-8
Dartmouth	Rain
Virginia Tech	W, 4-3
Michigan	L, 4-18
Maryland	Rain
VMI	W, 12-2
Providence	W, 3-2
William & Mary	W, 6-2
Maryland	W, 11-6
G. Washington	W, 23-7
Washington & Lee	W, 4-2
Richmond	Rain
Virginia Tech	L, 1-7
Washington & Lee	L, 7-9
G. Washington	Rain
Washington & Lee	W, 10-6
Richmond	W, 3-2
VMI	W, 7-2
William & Mary	L, 3-6

1952 (9-13)

COACH: Gus K. Tebell

CAPTAIN: Ted Davenport
MANAGER: Tom Trotter

March		
22 at North Carolina	L, 0-5	
April		
1 Maryland	W, 11-7	
3 Delaware	L, 8-10	
4 Yale	L, 6-8	
7 at Camp LeJeune	W, 7-1	
8 at Camp LeJeune	L, 4-10	
9 at Cherry Point	W, 7-1	
10 at Cherry Point	L, 4-5	
12 Michigan	W, 4-12	
14 Hofstra	W, 5-4	
16 Richmond	L, 3-4	
19 G. Washington	L, 7-14	
21 at Maryland	L, 5-7	
29 VMI	W, 12-5	
30 Virginia Tech	W, 10-0	
May		
3 at G. Washington	L, 5-12	
6 VMI	W, 9-2	
10 at Richmond	L, 1-5	
12 at Virginia Tech	L, 2-7	
14 William & Mary	W, 9-4	
19 at Washington & Lee	L, 3-5	
21 at William & Mary	W, 4-3	

1953 (12-8)

COACH: Gus K. Tebell

CAPTAIN: Ted Davenport
MANAGER: Tom Trotter

March		
31 Akron	W, 10-3	
April		
1 Pennsylvania	W, 7-5	
3 Camp LeJeune	L, 3-4	
4 Camp LeJeune	L, 1-3	
6 Cherry Point	L, 0-9	
7 Cherry Point	Rain	
9 Itasca Col.	W, 6-1	
11 Michigan	W, 4-3	
14 G. Washington	L, 7-8	
16 VMI	W, 7-1	
18 North Carolina	L, 5-8	
20 William & Mary	W, 6-4	
23 Virginia Tech	W, 7-6	
28 Richmond	L, 3-7	
May		
2 Maryland	W, 5-4	

4 G. Washington	W, 5-1
7 Maryland	L, 11-12
9 Richmond	W, 8-1
11 Virginia Tech	W, 4-3
14 Washington & Lee	W, 3-2
16 VMI	Rain
18 Washington & Lee	Rain
20 William & Mary	L, 7-8

1954 (7-13-1)

COACH: Gus K. Tebell

CAPTAIN: David Northern
MANAGER: John Bazzarre

March		
24 North Carolina	L, 0-2	
27 Trinity	L, 5-9	
April		
1 Washington Col.	T, 8-8	
3 Brown	L, 3-5	
6 Harvard	L, 6-9	
7 Delaware	W, 13-3	
9 Michigan	L, 5-12	
10 Michigan	L, 6-13	
19 Virginia Tech	W, 3-2	
20 Washington & Lee	W, 17-2	
23 G. Washington	W, 10-7	
24 Richmond	W, 10-7	
27 Virginia Tech	L, 2-7	

May		
1 Richmond	L, 1-3	
5 G. Washington	L, 1-5	
6 Maryland	L, 5-6	
8 Washington & Lee	W, 9-2	
12 VMI	W, 7-3	
15 Georgetown	Rain	
17 South Carolina	L, 1-2	
South Carolina	L, 5-7	
21 VMI	L, 5-7	

1955 (6-16)

COACH: Gus K. Tebell

CAPTAIN: Harry Lee
MANAGER: Harold Williams

March		
29 Maryland*	L, 7-9	
April		
2 Colgate	W, 15-5	
4 Michigan	W, 8-5	
6 South Carolina*	L, 3-10	

YEAR-BY-YEAR RESULTS

1957 (11-13)

COACH: Evan J. Male

CAPTAIN: Robert Hardy

MANAGER: Tom McKee

March
26 William & Mary L, 6-7
29 Clemson* W, 6-2
30 South Carolina* L, 6-7

April
2 VMI W, 2-0
5 Harvard Rain
9 North Carolina* L, 1-6
10 North Carolina* L, 4-5
12 Michigan L, 7-11
13 Maryland* L, 0-6
16 Colgate W, 12-6
18 NC State* L, 3-4
19 Wake Forest* W, 5-4
20 Duke* L, 1-2
22 Virginia Tech L, 3-7
26 Maryland* W, 12-3
27 VMI W, 10-4
29 NC State* W, 19-6
30 Wake Forest* L, 0-7

May
4 Duke* L, 1-8
8 Washington & Lee L, 2-5
10 South Carolina* W, 5-0
11 Clemson* W, 8-3
13 Washington & Lee W, 11-4
15 Richmond L, 2-3
17 Virginia Tech W, 5-1

1958 (5-15)

COACH: Evan J. Male

CAPTAIN: Winthrop Hall

MANAGER: Norman K. Moon

April
1 Harvard L, 2-5
4 Clemson* L, 1-10
7 NC State* L, 5-8
8 Duke* L, 4-5
14 Clemson* L, 4-10
15 South Carolina* W, 3-0 (7)
South Carolina* W, 7-3 (7)

19 VMI L, 5-13
21 NC State* W, 3-2
26 Richmond L, 0-17
30 Maryland* W, 7-2

May
3 North Carolina* L, 1-7
8 Virginia Tech W, 6-5
10 North Carolina* L, 7-15
12 Wake Forest* L, 2-13 (7)
Wake Forest* L, 1-6 (7)
14 William & Mary L, 9-10
15 Washington & Lee L, 5-11
17 Maryland* L, 5-9
19 Richmond L, 0-8

1959 (10-9)

COACH: Evan J. Male

CAPTAIN: Reece Whitley

MANAGER: Peter Gilbert

March
23 Ohio Wesleyan W, 13-2
27 Clemson* L, 1-13
28 South Carolina* L, 1-6

April
3 Pittsburgh W, 7-4
7 William & Mary W, 4-3
14 South Carolina* W, 1-0
15 Clemson* W, 4-3
18 Maryland* L, 6-7 (10)
24 Duke* W, 8-3
25 NC State* W, 4-3 (7)
NC State* W, 11-4 (7)

May
1 Wake Forest* L, 2-5
2 North Carolina* L, 3-15
5 Virginia Tech L, 3-9
7 Maryland* W, 7-6 (10)
8 North Carolina* L, 2-5
9 Wake Forest* L, 3-5
14 Washington & Lee W, 5-0
16 Duke* L, 6-14

1960 (3-15-2)

COACH: Thomas E. Davenport

CAPTAIN: William Power

MANAGER: Edward A. Smith

April
2 Yale L, 4-11
6 Harvard T, 2-2 (11)
8 Clemson* L, 5-15
9 South Carolina* L, 3-12
13 VMI L, 6-19
14 Wake Forest* L, 6-10

15 Duke* T, 7-7
18 South Carolina* W, 8-5
19 Clemson* L, 2-6
23 NC State* L, 4-15
25 North Carolina* L, 0-13
30 Maryland* W, 12-11 (10)

May
2 NC State* L, 6-13
3 North Carolina* L, 8-11
7 Richmond L, 4-7
9 Wake Forest* L, 1-5 (10)
10 Duke* L, 1-5 (8)
Duke* L, 0-6 (7)
16 Maryland* W, 13-12
18 Virginia Tech L, 7-9

1961 (7-11)

COACH: Thomas E. Davenport

CAPTAIN: William Timberlake

MANAGER: G. S. Fitzhugh, Jr.

March
26 Rhode Island W, 5-3

April
1 Clemson* L, 9-23
4 Colgate L, 5-7
7 VMI W, 8-3
10 Maryland* L, 0-2
12 Virginia Tech W, 17-10
14 Wake Forest* L, 6-12
15 Duke* L, 2-9
21 South Carolina* W, 5-2
22 Clemson* L, 6-10
29 Wake Forest* L, 0-8

May
2 Maryland* W, 5-2
5 NC State* L, 3-10
6 North Carolina* W, 4-2
North Carolina* W, 7-2
12 NC State* L, 2-4
19 Richmond L, 3-7
Duke* L, 1-5

1962 (11-12)

COACH: James O. West

CAPTAIN: George Farson

MANAGER: unknown

March
29 Yale L, 7-9 (11)
30 Rutgers L, 2-10

April
2 Maine L, 0-5
3 Harvard L, 2-4
16 Clemson* L, 2-11 (7)
Clemson* W, 7-5
18 Virginia Tech L, 0-9
20 NC State* L, 9-10
21 North Carolina* W, 2-1
23 Pittsburgh W, 4-2
27 Wake Forest* W, 3-0
28 Duke* L, 2-9

May
1 William & Mary W, 7-3
2 VMI L, 1-7
4 NC State* L, 6-14
5 North Carolina* W, 11-5
8 Maryland* W, 3-1 (8)
10 Duke* W, 11-9
11 Wake Forest* W, 3-2 (10)
16 Maryland* W, 2-0
19 South Carolina* W, 13-0 (7)
19 South Carolina* L, 4-8
22 Wake Forest** L, 0-7
** Playoff for ACC Championship

1963 (9-13)

COACH: James O. West

CAPTAIN: Scott Carter

March
28 Michigan State L, 5-9
29 Yale W, 12-7

April
2 Harvard L, 0-8
3 Harvard L, 4-5
5 Delaware W, 5-3
9 UConn L, 1-10
12 Clemson* W, 5-4
13 Clemson* L, 4-9
15 South Carolina* W, 9-6
16 South Carolina* W, 11-1
19 Wake Forest* L, 6-11
20 Duke* L, 5-7
23 Maryland* L, 5-7
26 NC State* W, 15-7
27 North Carolina* W, 5-2
30 VMI W, 12-1

May
3 NC State* W, 9-8 (10)
4 North Carolina* L, 4-12

7 William & Mary L, 5-6
10 Wake Forest* L, 4-5
11 Duke* L, 6-8
18 Richmond L, 4-8

1964 (10-9)

COACH: James O. West

CAPTAIN: Jules Lambiotte

MANAGER: Donald R. Grimes

March
23 Michigan State L, 3-4
24 Bucknell W, 10-2
27 Clemson* L, 1-9
28 Clemson* W, 11-9
30 South Carolina* W, 10-7
31 South Carolina* W, 4-2

April
3 Yale W, 6-1
10 Rhode Island W, 10-3
14 William & Mary W, 2-0 (6)
17 Wake Forest* L, 1-4
18 Duke* W, 5-0
24 NC State* W, 2-1
25 North Carolina* L, 0-1

May
1 NC State* L, 3-5
2 North Carolina* L, 4-9
6 Richmond L, 1-2
8 Duke* W, 2-1
9 Wake Forest* L, 0-5
14 Maryland* L, 4-8

1965 (10-13 or 11-12)

COACH: James O. West

CAPTAIN: George Farson

March
29 Old Dominion L, 1-9
31 Colgate L, 3-5

April
1 Yale L, 1-5
2 Yale W, 3-1
7 Harvard NA
Harvard W, 2-1
9 Duke* W, 3-1
10 Wake Forest* L, 2-6
16 South Carolina* L, 0-3
17 South Carolina* W, 4-3
19 Clemson* L, 2-5
20 Clemson* W, 1-0
24 Georgetown W, 4-3
29 VMI L, 2-3
30 Duke* W, 8-3

May
1 Wake Forest* W, 7-1
5 Richmond W, 5 or 4-3
8 North Carolina* W, 5-2
11 Maryland* L, 0-5
Maryland* L, 1-3
13 NC State* L, 3-6
14 NC State* L, 4-10
15 North Carolina* L, 2-3

1966 (6-19)

COACH: James O. West

MANAGER: Chris Sheap

March
21 Davidson L, 1-7
22 Davidson L, 4-7
23 Wofford L, 3-13
24 Furman W, 12-11
25 South Carolina* L, 5-6
26 South Carolina* L, 2-11
31 Virginia Tech L, 1-7

April
1 Yale W, 2-1
4 Marietta L, 1-4
7 Old Dominion L, 3-6
11 Clemson* L, 4-8
12 Clemson* L, 3-18
15 Wake Forest* W, 7-2
16 Duke* L, 1-3 (11)
20 Pittsburgh L, 1-7
22 NC State* W, 4-0
23 North Carolina* L, 2-3
25 Georgetown Rain
26 Maryland* L, 1-1
29 Duke* L, 0-4
30 Wake Forest* L, 0-10

May
3 Richmond L, 5-7
6 NC State* L, 0-2
7 North Carolina* L, 1-2
10 Maryland* W, 5-4
17 VMI W, 12-6

1967 (13-9)

COACH: James O. West

CAPTAIN: Ronnie Bugnar

March
21 Davidson W, 8-3
23 East Carolina W, 13-0
24 East Carolina W, 3-1 (11)
27 Rochester W, 7-6
28 Rochester W, 8-7

April
1 Old Dominion L, 4-5
5 Ashland W, 4-0
7 Wake Forest* L, 5-7
8 Duke* W, 6-4
12 VMI W, 2-0
14 North Carolina* L, 1-7
15 NC State* W, 4-3
18 Maryland* L, 3-7
21 Duke* W, 10-3
22 Wake Forest* W, 1-0
26 Virginia Tech Rain
28 Richmond L, 0-1

May
1 South Carolina* L, 1-8
2 South Carolina* L, 0-3
5 North Carolina* L, 1-10
NC State* L, 3-5
9 Maryland* Rain
10 Clemson* W, 7-2
11 Clemson* W, 2-0

1968 (9-21)

COACH: James O. West

CAPTAIN: Yates Hall

March
25 East Carolina L, 4-7
26 East Carolina L, 2-5
East Carolina L, 4-11
27 Campbell L, 1-4
28 Pembroke L, 3-8
29 Clemson* L, 4-6
30 South Carolina* W, 3-2
South Carolina* W, 2-1

April
1 Ashland L, 2-8
2 Ashland W, 3-2
3 Brown W, 8-7
5 NC State* Rain
6 North Carolina* L, 2-3
North Carolina* W, 4-3
10 Richmond W, 4-2
12 Duke* L, 1-6
Duke* L, 3-6
13 Wake Forest* L, 5-7
15 Old Dominion W, 2-1
18 Virginia Tech L, 0-20
23 Maryland* L, 1-12
24 VMI Rain
26 South Carolina* L, 1-5
30 William & Mary L, 4-7

May
3 Duke* W, 6-2
4 Wake Forest* L, 0-15
Wake Forest* W, 6-0
7 Maryland* L, 1-4
Maryland* L, 0-4
10 North Carolina* L, 0-6
11 NC State* L, 1-4
NC State* L, 1-6
12 Clemson* Rain
Clemson* Rain

1969 (19-14)

COACH: James O. West

March
22 at East Carolina W, 3-1
23 at East Carolina L, 5-8
25 at Davidson W, 4-2
27 at William & Mary W, 5-0
28 at Old Dominion L, 2-5
29 at G. Washington W, 16-14

April
3 Maine W, 5-4
4 Maine L, 5-9
7 VMI W, 6-1
8 Ashland W, 9-8
9 Ashland W, 11-9
11 at Clemson* L, 5-12
at Clemson* L, 3-9
12 at South Carolina* W, 4-3
17 at Duke* W, 8-1
at Duke* L, 0-1
23 at Richmond W, 9-3
25 North Carolina* L, 1-3
North Carolina* L, 1-6
26 NC State* L, 3-11
29 Maryland* W, 2-1

2 Duke* W, 6-1
3 Wake Forest* L, 5-6
4 Wake Forest* W, 5-2
6 Virginia Tech W, 1-0
9 at NC State* W, 7-6
at NC State* W, 4-3
10 at North Carolina* L, 0-5
13 South Carolina* L, 2-8
14 South Carolina* W, 9-0
15 at Maryland* L, 1-7
at Maryland* L, 1-4
16 Clemson* W, 2-0

1970 (18-14-1)

COACH: James O. West

March
24 Bucknell W, 11-2
28 at Belmont Abbey L, 10-11
29 at Belmont Abbey L, 2-6
30 at Pembroke L, 0-3 (7)
31 at Pembroke T, 3-3

April
3 Delaware W, 6-2
4 Ashland W, 5-3
7 Washington & Lee W, 13-4
10 at Duke* L, 5-8
11 at Wake Forest* L, 4-5 (7)
at Wake Forest* W, 6-3 (7)
12 William & Mary W, 4-0
18 South Carolina* W, 2-1
19 Clemson* L, 3-5 (7)
Clemson* W, 3-1 (7)
22 at VMI W, 5-1
24 at NC State* L, 5-6
25 at North Carolina* L, 0-4 (7)
at North Carolina* W, 6-1 (7)
29 Richmond W, 5-4

May
1 Wake Forest* W, 13-4
2 Duke* W, 6-1 (7)
Duke* W, 5-1 (7)
3 Maryland* L, 3-5 (8)
Maryland* L, 4-7 (7)
G. Washington Rain
8 at Clemson* L, 2-6
9 at South Carolina* W, 3-1 (7)
at South Carolina* L, 0-4 (7)
13 Old Dominion W, 6-3
15 NC State* W, 8-4 (7)
NC State* W, 11-1 (7)
19 at Virginia Tech L, 8-9
20 Maryland* L, 0-3

1971 (20-9)

COACH: James O. West

March
23 Oneonta (N.Y.) W, 7-3
24 Massachusetts W, 7-4
27 at East Carolina W, 9-5
28 at East Carolina W, 1-0
30 at Davidson W, 7-3
31 Maine W, 5-4

April
2 at Old Dominion W, 9-6
3 at William & Mary L, 3-4
4 Ashland W, 10-4
5 Syracuse W, 12-1
9 at Duke* W, 3-0
10 at Wake Forest* W, 4-3
16 at Richmond W, 28-2
17 Pembroke W, 3-2
18 NC State* L, 0-3
22 at Washington & Lee W, 15-6
24 at North Carolina* L, 5-12
25 at NC State* W, 3-1
26 VMI W, 9-2
29 Virginia Tech L, 4-5
24 North Carolina* W, 5-4

May
1 Wake Forest* W, 11-2
2 Duke* W, 3-0
4 Maryland* L, 0-1
6 at Clemson* W, 16-5
7 at Clemson* L, 2-7
8 at South Carolina* L, 2-3
9 at South Carolina* L, 7-8
13 at Maryland* L, 1-6



1972 - ACC CHAMPIONS | NCAA TOURNAMENT

YEAR-BY-YEAR RESULTS

1972 (18-15)

NCAA DISTRICT III PLAYOFFS

COACH: James O. West

March
 25 at East Carolina L, 11-13
 26 at East Carolina L, 6-2
 28 Indiana State (Pa.) L, 8-9
 29 Yale W, 2-1
 30 Yale W, 3-1
 31 Syracuse W, 2-0

April
 2 at Jacksonville L, 10-13
 3 at Florida L, 0-2
 4 at Florida State L, 6-8
 5 at Florida State L, 7-14
 6 at Erskine L, 9-10
 8 at NC State* W, 3-1
 at NC State* L, 1-5
 9 at North Carolina* L, 1-8
 10 Oneonta W, 8-2
 15 Duke* L, 2-4
 16 Wake Forest* W, 6-1
 19 Maryland* L, 1-2
 Maryland* W, 4-1
 25 at VMI W, 9-4
 27 William & Mary L, 5-17
 29 at Wake Forest* W, 8-7
 at Wake Forest* W, 2-0
 30 at Duke* W, 4-3

May
 5 Old Dominion L, 4-6
 6 Clemson* W, 4-3
 Clemson* W, 5-2
 7 Clemson* W, 5-2
 10 Virginia Tech W, 4-2

June
 1 Richmond+ (6) W, 18-2
 2 Mississippi+ (6) W, 9-3
 South Alabama+ (6) L, 1-6
 Mississippi+ (6) L, 0-9

1973 (16-12-2)
COACH: James O. West

March
 10 at East Carolina L, 2-5
 11 at East Carolina W, 7-4
 17 at Pembroke State L, 3-5
 18 at Pembroke State L, 3-7
 24 North Carolina* L, 5-6
 25 NC State* T, 1-1
 29 Maryland* W, 4-3

April
 2 at Georgia Tech W, 6-4
 3 at Georgia Tech T, 11-11
 5 at Davidson W, 12-4
 6 at Clemson* W, 6-4
 7 at NC State* W, 5-1
 at NC State* L, 3-6
 8 at North Carolina* L, 2-6
 10 Maryland* W, 14-2
 13 Wake Forest* W, 11-0
 Wake Forest* L, 1-3
 14 Duke* W, 8-0
 Duke* W, 6-3
 15 Clemson* L, 3-11
 17 Oneonta (N.Y.) W, 10-0

ACC First Round
 19 Maryland# W, 7-1
 NC State# W, 2-1

ACC Final Four
 20-22 Clemson# L, 1-3
 20-22 NC State# L, 3-9
 24 Richmond L, 2-5
 29 at William & Mary W, 9-1
 30 at Old Dominion W, 7-5

May
 1 VMI W, 11-1
 6 Virginia Tech L, 4-7

1974 (21-17)
COACH: James O. West

March
 2 at Jacksonville L, 10-12
 3 at Jacksonville W, 10-0
 4 at Georgia Tech W, 14-6
 5 at Georgia Tech L, 2-4
 6 at West Georgia W, 4-3
 7 at Georgia Tech L, 3-8
 8 at South Carolina L, 0-2
 at South Carolina L, 3-7
 9 at Pembroke State W, 4-1
 10 at Pembroke State W, 7-3
 17 Westfield State W, 15-1
 18 at East Carolina L, 0-3
 22 Richmond L, 0-7
 23 Lafayette W, 6-4
 24 Lafayette L, 4-5
 27 Mansfield State W, 4-1
 28 Old Dominion W, 7-3
 31 at NC State* L, 5-7

April
 2 at Maryland* L, 1-5
 3 Maine L, 4-10
 7 Duke* W, 12-1
 11 at VMI W, 6-4 (12)
 12 Virginia Tech W, 8-6
 13 Wake Forest* W, 10-4
 Wake Forest* W, 7-4
 14 NC State* L, 3-8
 16 at Virginia Tech W, 3-2 (10)
 17 William & Mary W, 9-3
 19 at Clemson* L, 2-3 (16)
 at Clemson* W, 4-1
 20 at Duke* W, 2-1
 21 at North Carolina* L, 0-5
 at North Carolina* L, 5-6
 22 Maryland* W, 11-4
 25 Maryland# W, 6-0
 26 Clemson# W, 3-2
 27 NC State# L, 1-3
 28 Clemson# L, 6-9

1975 (14-12)
COACH: James O. West

March
 8 at Jacksonville W, 10-0
 9 at Jacksonville W, 5-2
 13 at South Carolina L, 0-6
 14 at South Carolina L, 4-5 (11)
 15 at Pembroke L, 2-4
 18 at William & Mary W, 3-1
 25 Rhode Island W, 20-6
 26 Oneonta State W, 12-2
 27 Rhode Island W, 5-1

April
 28 at Richmond L, 0-14
 29 Wake Forest* L, 3-4

April
 1 Maryland* L, 3-11
 2 at Virginia Tech W, 5-3
 4 at Clemson* L, 2-4
 5 at North Carolina* L, 1-5
 6 at Duke* W, 7-3
 7 at VMI W, 11-1
 9 Richmond W, 13-9
 12 at Wake Forest* W, 7-2
 13 at NC State* L, 0-2
 at NC State* L, 1-4
 17 Virginia Tech W, 10-1
 18 Clemson* L, 3-6
 19 Duke* W, 13-9
 20 North Carolina* W, 3-2
 North Carolina* L, 2-5

1976 (17-22)
COACH: James O. West

March
 6 at Georgia Tech W, 9-7
 7 at Georgia Tech L, 2-3
 at Western Kentucky L, 3-5
 8 at Mercer L, 1-2
 9 at Mercer L, 4-6
 10 at Mercer (Atlanta) L, 1-5
 12 at South Carolina L, 6-9 (11)
 13 at South Carolina L, 1-13
 14 at Atlantic Christian W, 7-5
 16 Liberty Baptist W, 16-6
 18 Lock Haven W, 5-3
 19 Lock Haven L, 8-17
 20 William & Mary W, 7-4
 21 Richmond W, 12-3
 23 Oneonta (NY) W, 4-3
 24 James Madison L, 8-9
 26 at Virginia Tech L, 6-10
 27 at Wake Forest* W, 1-0
 28 at NC State* W, 3-2
 29 Mansfield State W, 3-2
 30 Mansfield State L, 4-10

April
 2 Virginia Tech L, 2-3
 3 North Carolina* L, 0-19
 4 Duke* W, 4-3 (11)
 5 Duke* W, 6-3
 6 at Maryland* L, 1-2
 8 at VMI W, 8-6
 9 at James Madison W, 8-5
 10 Wake Forest* L, 4-9
 11 NC State* L, 3-8
 13 Maryland* L, 1-8
 14 Old Dominion W, 16-5
 16 at Clemson* L, 0-9
 17 at Clemson L, 0-9
 18 at North Carolina* L, 3-4
 22 North Carolina# W, 8-6
 Maryland# L, 4-8
 Wake Forest# W, 8-2
 Maryland# L, 8-14

1977 (11-21-1)
COACH: James O. West

March
 12 at South Carolina L, 2-8
 13 at Pembroke W, 6-2
 14 at Furman W, 9-2
 15 at Furman L, 4-5

16 at Erskine W, 5-1
 17 at Georgia L, 2-4
 18 at Lehigh L, 3-8
 at Georgia Southern L, 2-13
 19 at Georgia Southern L, 2-3
 20 Atlantic Christian Cancelled
 21 James Madison L, 4-9
 22 Oneonta (NY) W, 8-0
 23 Oneonta Cancelled
 24 Fairfield L, 5-9
 25 Fairfield L, 4-9
 26 Wake Forest* L, 2-3
 27 NC State* L, 0-6
 28 Mansfield State W, 10-0
 29 Virginia Tech L, 9-12
 30 at Liberty Baptist L, 2-3
 31 VMI W, 16-1

April
 1 at Richmond W, 5-4
 3 Duke* Cancelled
 4 Duke* Cancelled
 5 George Mason Cancelled
 6 at Maryland* T, 4-4
 7 Pembroke L, 2-4
 8 at Virginia Tech L, 7-9
 9 at Wake Forest* L, 0-10
 10 at NC State* L, 1-8
 11 Maryland* L, 0-3
 12 at William & Mary W, 2-1
 13 at Old Dominion W, 16-0
 14 Richmond W, 10-3
 15 North Carolina* W, 8-3
 North Carolina* L, 4-7
 16 Clemson* L, 3-8
 17 Clemson* L, 4-26
 20 Maryland # L, 1-4

1978 (18-14)
COACH: James O. West

March
 9 at Virginia Tech Cancelled
 11 at South Carolina W, 4-1
 12 at South Carolina L, 3-13
 13 at Erskine W, 9-2
 14 at Furman L, 3-6
 15 at Furman Cancelled
 16 at Clemson* L, 4-14
 17 at Clemson* L, 3-4
 18 at Pembroke State W, 5-4
 19 at Pembroke State W, 3-1
 25 Old Dominion W, 20-6
 22 Oneonta State W, 10-9
 23 Mansfield State W, 4-3
 24 Mansfield State W, 10-9
 29 Maryland* L, 7-8
 30 Richmond L, 3-4
 31 at VMI W, 6-1

April
 1 NC State* L, 4-17
 2 North Carolina* L, 11-12
 3 at Richmond L, 9-11
 4 George Mason W, 13-8
 5 Old Dominion W, 12-4
 6 Liberty Baptist W, 5-1
 7 Duke* W, 6-5
 8 at North Carolina* W, 8-4
 9 at Duke* L, 5-6
 11 Maryland* W, 28-5 (7)
 12 William & Mary W, 9-4
 13 James Madison L, 6-8

14 at Virginia Tech W, 10-1
 15 at NC State* W, 5-2
 16 at Wake Forest* L, 3-4
 17 at Wake Forest* L, 7-9
 20 Wake Forest# L, 2-16

1979 (21-16)
COACH: James O. West

March
 10 at The Citadel W, 5-4
 11 at UNCW Cancelled
 12 at Francis Marion L, 3-4
 13 at Pembroke L, 2-6
 at Pembroke Cancelled
 15 at Wake Forest* W, 12-3
 16 at Coastal Carolina L, 3-4
 at Wake Forest (8) L, 2-12
 17 at Purdue-Ft. Wayne W, 13-5
 18 at Pembroke L, 2-7
 19 at Pembroke L, 2-4
 20 Oneonta W, 13-2
 21 Oneonta W, 17-1
 22 Mansfield State W, 9-6
 23 Mansfield State W, 7-1
 24 Duke* Cancelled
 25 SE Massachusetts Cancelled
 26 James Madison W, 14-6
 29 Norfolk State W, 25-2
 30 at East Carolina W, 11-9
 31 at Duke* L, 8-9
 at Duke* W, 5-2

April
 1 at Wake Forest* L, 4-14
 3 George Mason W, 9-2
 4 Maryland* Cancelled
 7 at North Carolina* L, 2-4
 8 at NC State* W, 6-4
 Richmond Cancelled
 12 at Virginia Tech W, 9-2
 William & Mary Cancelled
 14 Wake Forest* L, 5-8
 15 VCU W, 17-4
 16 at Virginia Tech L, 0-4
 18 Maryland* L, 2-3 (7)
 Maryland* L, 2-4 (7)
 19 Richmond W, 12-3 (7)
 Richmond W, 12-3 (7)
 at VCU L, 3-14
 21 NC State* W, 5-4
 22 North Carolina* W, 3-2
 23 William & Mary W, 4-2
 25 Clemson* L, 4-10
 26 Clemson* Cancelled
 29 at Old Dominion W, 6-4
 at Old Dominion W, 10-5
 VMI L, 1-2

YEAR-BY-YEAR RESULTS

1980 (20-13-1)

COACH: James O. West

March	
8 at Georgia Southern	W, 8-3
9 Yale	W, 8-5
10 East Tenn. State	T, 1-1
14 Maryland	L, 4-5
15 at UNC-Wilmington	W, 1-0
16 at East Carolina	W, 11-9
17 Longwood	W, 10-8
19 Richmond	W, 9-3
20 VCU	L, 8-15
22 North Carolina*	L, 6-11
23 NC State*	W, 3-2
24 at Old Dominion	W, 7-5
25 Howard	L, 5-11
26 Maryland*	W, 7-3
27 at James Madison	W, 5-3
28 at James Madison	W, 4-2
29 at Wake Forest*	L, 5-7
April	
1 at Richmond	L, 0-6
2 at William & Mary	W, 12-8
at Apprentice School (exh.)	L, 2-10
3 George Mason	W, 2-1
4 California State (Pa.)	L, 19-23
5 Wake Forest*	W, 12-4
6 Duke*	W, 7-5
7 Oneonta	W, 6-4
10 at VMI	W, 7-0
at VMI	W, 5-2
11 at Longwood	L, 12-13
12 at NC State*	L, 1-6
17 at Clemson*	L, 1-3
18 at Clemson*	L, 5-6
19 at Georgia Tech*	W, 5-4
20 at Georgia Tech*	W, 10-8
22 at NC State#	L, 1-3
28 Old Dominion	L, 2-5

1981 (28-20)

COACH: Dennis Womack

March	
12 Westfield State	W, 21-8
13 UConn (9)	W, 9-2
14 UConn (9)	L, 4-5
15 at East Carolina	W, 6-5
at East Carolina	L, 5-14
16 at South Carolina	L, 7-19
17 at South Carolina	L, 2-3
19 at Campbell	W, 7-6
20 at Elon	L, 4-13
21 at Wake Forest*	W, 10-8
22 at Duke*	L, 5-6
23 Oswego	W, 10-4
24 Pittsburgh	W, 11-4
25 Norfolk State	W, 15-10
26 Lynchburg	W, 11-9
27 at Richmond	L, 2-3
28 at North Carolina*	W, 9-8
29 at NC State*	L, 3-12
31 Vermont	L, 14-19
Vermont	L, 2-12
April	
2 Richmond	W, 12-9
3 William & Mary	W, 11-4
4 NC State*	W, 18-6
6 Oneonta	W, 15-4
7 Oneonta	W, 20-4
8 Maryland*	L, 8-11
Maryland*	W, 5-4
10 VCU	L, 6-7
11 Duke*^	W, 9-5
12 Wake Forest*	W, 8-3
15 VCU^	L, 7-10
16 Georgia Tech*	W, 11-1
17 Georgia Tech*	W, 10-8
18 Clemson*	L, 7-11
19 Clemson*	L, 5-11
20 Longwood	W, 11-5
22 Duke (10)#	L, 3-4
23 Georgia Tech (10)#	L, 2-5
27 James Madison	L, 1-3
28 Virginia Tech	W, 10-9
29 at Liberty Baptist	L, 6-9
30 at James Madison	L, 1-3
May	
2 Old Dominion	W, 4-3
Old Dominion	W, 2-0
3 at Virginia Tech	L, 1-11
4 VMI	W, 13-3
VMI	W, 8-2
5 Liberty Baptist	L, 4-10
^ Forfeit	

1982 (22-27)

COACH: Dennis Womack

March	
12 at Longwood	W, 8-4
13 at UNC-Wesleyan	L, 7-10
14 at NC State*	W, 12-8
16 at North Carolina*	L, 2-5
17 at South Carolina	L, 0-16
18 at South Carolina	L, 3-5
at South Carolina	L, 3-5
22 Norfolk State	W, 15-8
23 Richmond	W, 6-2
24 George Mason	W, 13-4
25 Shippensburg	L, 4-11
26 Seton Hall	L, 11-16
27 Seton Hall	L, 1-12 (7)
Seton Hall	L, 7-12 (7)
28 Seton Hall	W, 12-5
29 William & Mary	W, 12-4
30 East Carolina	L, 10-18
31 Maryland*	W, 11-7
April	
1 VCU	W, 16-15
2 at Richmond	L, 9-14
4 Wake Forest*	W, 7-5 (7)
5 Wake Forest*	W, 15-14 (7)
5 Oneonta State	W, 5-4
6 Oneonta State	W, 20-1 (7)
7 at Maryland*	L, 12-15
8 at Lynchburg	L, 2-5
9 at James Madison	L, 5-13
10 North Carolina*	W, 9-8
11 NC State*	L, 5-12
12 Towson State	W, 19-6
13 Liberty Baptist	W, 26-5
16 at Georgia Tech*	L, 4-6 (7)
at Georgia Tech*	L, 2-12 (7)
17 at Clemson*	L, 1-9
18 at Clemson*	L, 6-17
19 Longwood	W, 13-11
21 at Wake Forest#	W, 10-4
22 at North Carolina#	W, 6-3
23 at Clemson#	W, 6-4
24 at Wake Forest#	L, 3-7
25 at North Carolina#	L, 2-3 (12)
28 James Madison	L, 3-14
29 at VMI	L, 8-7 (7)
at VMI	W, 4-1 (7)
30 Virginia Tech	L, 6-10
May	
1 Virginia Tech	L, 4-13
2 at Virginia Tech	L, 2-9
3 at VCU	W, 17-1
4 at Liberty Baptist	L, 10-12

1983 (12-25)

COACH: Dennis Womack

March

5 VCU W, 11-8 (7)

VCU W, 5-4 (7)

11 at UNC-Wesleyan L, 0-18

13 at UCF L, 6-7

14 vs. Rollins (11) L, 4-9

vs. Yale (11) L, 2-14

16 vs. Stetson (11) L, 1-10

17 vs. Michigan (11) L, 2-6

18 vs. Rollins (11) L, 5-6

19 vs. Michigan (11) L, 3-6

20 vs. Yale (11) L, 7-13

22 Georgia Tech* L, 8-19

23 Georgia Tech* W, 15-2

24 VMI W, 11-3

25 Brown L, 6-10

26 NC State* W, 4-2

28 SUNY-Oneonta W, 9-5

29 at James Madison L, 0-3 (7)

at James Madison W, 11-6 (7)

30 Maryland* L, 0-13

April

1 at Wake Forest* L, 3-10

4 at William & Mary W, 7-4

12 at Maryland* W, 6-5

13 at Richmond L, 6-7

14 Clemson* L, 1-8

16 at NC State* W, 8-7

17 at North Carolina* L, 5-11 (7)

at North Carolina* L, 0-8 (7)

20 Clemson# (10) L, 5-12

21 Georgia Tech# (10) W, 8-1

22 Maryland# (10) W, 5-2

24 North Carolina# (10) L, 4-5 (11)

26 at Old Dominion L, 2-5

at Old Dominion L, 0-5

29 at Virginia Tech L, 10-11

30 Virginia Tech L, 3-8

May

1 at Virginia Tech L, 11-12

1984 (25-17)

COACH: Dennis Womack

March	
4 George Mason	W, 12-1
7 Liberty Baptist	W, 4-3
9 at Georgia Tech*	L, 2-7
10 at Georgia Tech*	W, 13-1
11 at Newberry	W, 13-6
12 at Furman	W, 4-3
14 at Newberry	W, 8-4
15 at Clemson*	L, 2-6
16 at Clemson*	L, 2-7
17 at Wofford	W, 3-1
at Wofford	W, 9-8
20 Providence	W, 10-4
22 St. John's	W, 9-1
23 G. Washington	W, 16-15
24 at North Carolina*	L, 4-10
25 at NC State*	L, 0-1
26 Oneonta	W, 7-0
27 VCU	W, 3-1
30 Brown	W, 9-8
31 Duke*	W, 5-3
April	
1 Wake Forest*	L, 1-2
3 at VMI	W, 11-4
6 at Richmond	W, 3-2
7 at Duke*	W, 5-3
8 at Wake Forest*	W, 6-4
9 Longwood	L, 1-2
10 William & Mary	W, 12-9
11 at Maryland*	L, 3-4
at Maryland*	L, 1-2
12 Richmond	W, 9-8
14 North Carolina*	L, 1-5
15 NC State*	L, 3-14
16 Norfolk State	W, 10-1
18 NC State# (13)	L, 0-10
19 Clemson# (13)	L, 6-7
25 James Madison	L, 3-5
James Madison	W, 11-1
27 vs. Virginia Tech (19)	L, 4-9
28 vs. Virginia Tech (19)	L, 3-5
29 vs. Virginia Tech (19)	L, 9-10
30 vs. George Mason (7)	W, 3-1

1985 (38-16)

NCAA ATLANTIC REGIONAL

COACH: Dennis Womack

February

27 at William & Mary W, 12-3

March

1 Seton Hall W, 3-0

2 Seton Hall L, 2-4 (7)

Seton Hall W, 11-7 (5)

5 at VCU W, 7-6

6 at VMI W, 5-1

9 at Columbus (Ga.) W, 12-3 (7)

at Columbus (Ga.) W, 7-1 (7)

10 at Huntingdon (Ala.) W, 10-8

11 at Auburn W, 9-8

12 at Auburn L, 5-8

13 at Auburn L, 11-12

14 at Furman W, 12-11 (10)

16 North Carolina* W, 7-6

17 NC State* W, 22-6

18 Westfield State W, 9-7

19 Coast Guard W, 18-4

20 Providence W, 15-6

21 Rider W, 7-3

23 at NC State* L, 2-3

24 at North Carolina* L, 5-6

25 SUNY-Oneonta W, 8-1

26 at Richmond W, 7-0

27 VCU W, 9-7

28 Clemson* W, 19-1

30 Georgia Tech* L, 4-8

31 Georgia Tech* W, 9-4

April

1 Liberty Baptist L, 14-16

2 Longwood W, 3-2

3 Maryland* W, 17-4

4 at George Mason L, 4-5 (10)

6 at Duke* W, 19-8

7 at Wake Forest* W, 10-3

8 James Madison L, 9-18

9 Old Dominion W, 5-4 (10)

10 at Maryland* L, 7-8

11 William & Mary W, 7-6

12 Norfolk State W, 14-8

13 Wake Forest* W, 4-3

14 Duke* W, 8-2

17 vs. Wake# (27) L, 4-9

18 vs. NC State# (27) W, 7-0

19 vs. North Carolina# (27) W, 10-3

20 vs. Clemson# (27) L, 8-10

23 at Old Dominion L, 1-3

25 at James Madison W, 9-6 (10)

27 at Virginia Tech	L, 13-14
28 Virginia Tech	W, 3-2
29 at Liberty Baptist	W, 5-3
30 VMI	W, 8-5
May	
1 at George Mason	W, 9-5
24 vs. Florida+ (28)	W, 14-1
25 at Miami+ (28)	L, 6-11
26 vs. Florida+ (28)	L, 2-15

1986 (27-22)

COACH: Dennis Womack

February	
26 at William & Mary	W, 9-7 (8)
28 Seton Hall	Snow
March	
1 Seton Hall	W, 13-2
2 Seton Hall	W, 5-3
Seton Hall	W, 3-2
4 James Madison	W, 3-2
5 George Mason	W, 4-1
8 at Georgia Tech*	L, 7-9
9 at Georgia Tech*	L, 4-18
11 at Furman	L, 1-7 (7)
at Furman	L, 4-5
12 at Clemson*	L, 4-15
13 at Clemson*	Rain
15 UConn (9)	W, 12-2 (7)
UConn (9)	W, 8-6 (7)
16 at East Carolina	L, 5-9
18 Providence	W, 13-5
20 VCU	W, 7-6
21 North Carolina*	L, 4-6
22 Ohio University	W, 10-9 (7)
Ohio University	W, 10-1 (7)
23 Ohio University	W, 6-3
24 Liberty	L, 5-9
26 at Georgetown	L, 6-7 (10)
27 G. Washington	L, 10-11
29 at North Carolina*	L, 14-15
30 at NC State*	L, 1-2
April	
1 Towson State	W, 9-8
2 Old Dominion	L, 2-6
4 William & Mary	W, 5-4
5 NC State*	L, 1-2
8 at James Madison	L, 5-9
9 at VMI	W, 12-9
11 at Richmond	W, 16-6
12 Duke*	W, 11-8
13 Wake Forest*	L, 2-4
14 at Virginia Tech	W, 11-8
15 Richmond	Rain
18 at VCU	Rain
19 at Duke*	W, 5-2 (10)
20 at Wake Forest*	W, 15-12
21 Virginia Tech	L, 12-13 (12)
22 VMI (12)	W, 17-0 (7)
23 at Maryland*	W, 5-3
24 at Old Dominion	L, 2-11
25 vs. George Mason (7)	L, 8-10
26 at West Chester	L, 3-4
27 at Rider	W, 7-1
28 Jacksonville	W, 8-2
29 at Liberty	L, 2-3
30 Maryland*	W, 14-10
May	
14 North Carolina # (13)	L, 4-5
16 North Carolina # (13)	L, 7-9

1987 (18-30)

COACH: Dennis Womack

February

28 at East Carolina Rain

at East Carolina Rain

March

1 at East Carolina Rain

2 at Liberty L, 3-5

3 at William & Mary L, 12-13 (8)

4 VCU W, 6-1

7 at UAB L, 6-21

8 at UAB L, 8-9 (8)

9 at UAB Rain

10 at Auburn L, 2-4

YEAR-BY-YEAR RESULTS

1988 (32-19-1)

COACH: Dennis Womack

February	
27 at East Carolina	L, 10-11 (7)
at East Carolina	W, 4-3 (7)
28 G. Washington (9)	L, 6-12 (7)
at East Carolina	W, 6-5 (7)
March	
2 at William & Mary	W, 12-4
9 Radford	Rain
12 at Clemson*	L, 6-9
13 at Augusta	W, 19-13
14 at Augusta	W, 14-7
15 vs. Jville St. (16)	W, 11-10
16 at Auburn	W, 13-8
17 Auburn/Montgomery	L, 4-5 (10)
18 at Mercer	Rain
19 at Georgia Tech*	L, 10-11 (10)
20 at Georgia Tech*	W, 12-9
23 at George Mason	L, 3-4
24 at Richmond	W, 14-13
26 West Chester	W, 8-2 (7)
West Chester	Rain
27 Georgia Tech*	L, 2-13
28 West Chester	W, 13-8
30 James Madison	W, 16-3
31 West Chester	W, 40 (7)
West Chester	W, 10-6 (7)
April	
2 Duke*	W, 9-5 (7)
Duke*	W, 2-1 (8)
3 Wake Forest	W, 6-5
4 Campbell	W, 6-5
5 at VMI	W, 11-5
7 George Mason	Rain
8 at Liberty	Rain
9 at North Carolina*	L, 1-12 (7)
at North Carolina*	W, 13-5 (7)
10 at NC State*	L, 3-21
12 Old Dominion	T, 3-3 (10)
13 at James Madison	L, 10-13
14 William & Mary	W, 6-0
15 North Carolina*	L, 9-14
16 NC State*	L, 8-13
17 NC State*	W, 12-11
18 at Old Dominion	Rain
19 Richmond	W, 6-5
20 Virginia Tech	L, 8-11
21 Liberty	W, 11-2
23 at Wake Forest*	L, 12-15 (7)
at Wake Forest*	W, 8-2 (7)
24 at Duke*	W, 21-15
26 VMI	L, 3-5
27 Virginia Tech (12)	Rain
29 Radford (7)	W, 16-1
30 at Maryland*	W, 16-4 (7)
at Maryland*	W, 8-1 (7)
May	
1 Maryland*	W, 12-1
2 Clemson*	L, 3-8
3 Clemson*	L, 0-6
11 North Carolina# (14)	L, 1-13
12 Duke# (14)	W, 7-1
13 NC State# (14)	W, 6-1
14 Georgia Tech# (14)	L, 4-5

1989 (25-24-1)

COACH: Dennis Womack

February	
28 Radford	Rain
March	
1 VCU	L, 2-6
4 at Jacksonville	L, 3-4
5 at Jacksonville	L, 4-5
6 vs. North Florida (17)	L, 2-8
7 vs. N. Florida (17)	W, 12-4
8 at Florida	L, 6-13
9 at Florida	L, 0-18
10 at Georgia Tech*	L, 0-18
11 at Clemson*	L, 4-10
12 at Clemson*	L, 2-8
16 Radford	W, 17-4
17 Seton Hall	L, 5-9
18 Seton Hall	T, 3-3 (7)
Seton Hall	Rain
19 Hartford	L, 7-17
22 Lafayette	W, 9-3
23 Kent State	Rain
25 at Duke*	W, 7-0
at Duke*	W, 4-3
26 at Wake Forest*	L, 5-17
29 Old Dominion	W, 9-8
30 William & Mary	W, 11-1
31 NC State*	W, 14-7
April	
1 North Carolina*	L, 3-4 (10)
2 North Carolina*	L, 5-10
3 at Liberty	W, 10-7

5 at James Madison	W, 7-6 (10)
6 Richmond	W, 8-4
8 at NC State*	L, 4-9
at NC State*	Rain
9 at North Carolina*	L, 4-5 (14)
11 at William & Mary	W, 2-1 (10)
12 East Carolina	W, 3-2
14 Clemson*	L, 0-8
16 Georgia Tech*	L, 2-3
Georgia Tech*	L, 2-6
17 at VMI	W, 14-13 (10)
VMI	W, 14-8
18 James Madison	L, 6-7
19 at Richmond	W, 10-4
20 at Va Tech (10)	W, 10-9
21 Liberty	W, 15-3
22 Wake Forest*	W, 9-8
Wake Forest*	W, 6-5
23 Duke*	W, 7-4
25 at Old Dominion	W, 10-4
26 vs. Va Tech (12)	W, 6-2
27 at George Mason	L, 3-8
29 Maryland*	W, 6-5
Maryland*	Rain
30 at Maryland*	Wet grounds
at Maryland*	Wet grounds
May	
1 George Mason	Rain
2 at VCU	L, 2-6
13 Georgia Tech# (14)	L, 0-3
14 Maryland# (14)	W, 7-3
15 NC State# (14)	L, 8-11

1990 (21-32-1)

COACH: Dennis Womack

February	
23 at William & Mary	W, 6-3
24 at East Carolina	L, 3-5
at East Carolina	L, 1-2
25 at East Carolina	L, 3-8
28 Liberty	W, 17-5
March	
1 at Old Dominion	L, 5-7
2 William & Mary	T, 6-6
4 Seton Hall	W, 10-4
Seton Hall	L, 7-8
5 Seton Hall	L, 10-11
6 VMI	L, 4-5
7 VCU	W, 15-8
9 at Georgia Tech*	L, 6-17
10 at Georgia Tech*	L, 4-9
11 at Georgia Tech*	L, 6-13
12 at Georgia	L, 1-13
13 at Georgia	L, 2-8
14 at Georgia	L, 3-12
15 at Georgia	L, 6-11
18 at Furman	L, 1-4
21 Old Dominion	L, 6-8
22 Richmond	W, 5-2
23 at NC State*	L, 1-10
24 at NC State*	L, 6-7
25 at NC State*	W, 12-7
27 James Madison	W, 13-12
28 Brown	L, 4-6
April	
1 at Duke*	L, 4-7
at Duke*	W, 9-8
4 at James Madison	W, 16-14 (11)
8 Wake Forest*	W, 9-0
Wake Forest	W, 12-9
10 at George Mason	L, 1-3
11 Virginia Tech	L, 1-8
12 Campbell	W, 11-7
13 North Carolina*	L, 7-10 (11)
14 North Carolina*	L, 7-13
15 North Carolina*	W, 6-5
18 at Richmond	W, 8-6
19 Virginia Tech	W, 14-13
20 Clemson*	L, 6-12
21 Clemson*	L, 3-19
22 Clemson*	L, 0-8
24 East Carolina	W, 9-6
25 at Virginia Tech	W, 14-13
26 George Mason	W, 5-3
27 at Maryland*	W, 21-19 (10)
28 at Maryland*	W, 29-10
30 at Liberty	L, 0-4
May	
1 Radford	L, 9-11
12 NC State# (14)	W, 14-1
13 Clemson# (14)	L, 3-7
14 Wake Forest# (14)	W, 8-4
15 North Carolina# (14)	L, 3-7

1991 (28-27-2)

February	
25 Liberty	T, 5-5 (7)
26 Radford	T, 5-5
27 VCU	W, 7-2
March	
1 at VCU	L, 0-5
2 Seton Hall	W, 3-1 (7)
Seton Hall	W, 4-2
5 at Old Dominion	L, 2-5
7 VMI	W, 16-5
9 at Georgia	W, 3-1
10 at Georgia	L, 4-5
11 at Georgia	L, 3-12
12 at Georgia	L, 5-13
14 at Furman	W, 2-1 (7)
at Furman	W, 5-3 (7)
15 at Clemson*	L, 2-5
16 at Clemson*	L, 1-15
17 at Clemson*	L, 8-12
20 James Madison	W, 4-2
21 George Mason	W, 14-7 (8)
22 Notre Dame	W, 12-6 (7)
24 Notre Dame	L, 0-12 (7)
Notre Dame	W, 5-2
25 Georgia Tech*	W, 6-5
26 Georgia Tech*	L, 1-11
27 Georgia Tech*	L, 0-13
30 Duke*	W, 5-4
31 Duke*	W, 5-4 (7)
Duke*	W, 10-7 (7)
April	
1 at William & Mary	L, 7-8 (10)
2 Campbell	W, 8-2
3 Virginia Tech	L, 6-7
6 at Wake Forest*	L, 3-4 (7)
at Wake Forest*	W, 4-2 (10)
7 at Wake Forest*	W, 6-2
9 Richmond	L, 1-12
10 Virginia Tech	W, 5-2
12 at North Carolina*	L, 1-3
13 at North Carolina*	L, 4-6
14 at North Carolina*	W, 7-1
16 at James Madison	L, 1-4
17 at Virginia Tech	L, 5-11
18 at Liberty	L, 2-6
19 NC State*	W, 8-4
20 NC State*	W, 6-2
21 NC State*	L, 1-2
22 Towson State	L, 4-6
23 at George Mason	W, 4-1
24 at Richmond	W, 5-4 (10)
26 Maryland*	L, 3-5
27 Maryland*	W, 7-2
28 Maryland*	L, 4-5
29 William and Mary	W, 8-1
30 Old Dominion	L, 6-9
May	
11 NC State# (14)	W, 4-3
13 Georgia Tech# (14)	L, 3-9
14 North Carolina# (14)	W, 5-1
14 Clemson# (14)	L, 4-7 (11)

1992 (21-30)

COACH: Dennis Womack

February	
22 at VMI	W, 14-5
23 Marshall	W, 7-5 (7)
27 Richmond	L, 3-6
28 at William and Mary	W, 8-7
29 MD-Eastern Shore	W, 11-2 (7)
MD-Eastern Shore	W, 16-6 (7)
March	
1 MD-Eastern Shore	W, 15-0 (8)
2 at Liberty	W, 13-5
3 at George Mason	W, 7-3
4 at Old Dominion	L, 0-3
6 William and Mary	L, 1-8 (6)
7 Seton Hall	W, 5-4
8 Seton Hall	L, 0-2 (7)
Seton Hall	W, 5-4 (10)
13 at Georgia Tech*	L, 3-4 (7)
at Georgia Tech*	L, 4-10 (7)
14 at Georgia Tech*	L, 4-5 (10)
15 at Davidson	L, 2-5
16 at UNC Greensboro	W, 10-4
17 at Campbell	L, 1-4
19 Liberty	L, 5-6
20 Clemson*	L, 6-8
21 Clemson*	L, 3-5
22 Clemson*	L, 2-8
24 Florida State*	L, 3-4
25 Florida State*	L, 7-13
27 at Duke*	W, 4-2 (10)
28 at Duke*	L, 3-8
29 at Duke*	L, 1-3
31 at Richmond	W, 5-3
April	

3 Wake Forest*	L, 7-14
4 Wake Forest*	L, 3-8
5 Wake Forest*	L, 2-6
6 at VCU	W, 5-4 (10)
8 Virginia Tech	W, 4-3
10 North Carolina*	L, 5-7
11 North Carolina*	L, 4-5
12 North Carolina*	W, 13-3
13 VMI	W, 12-1
14 James Madison	W, 6-3
15 Virginia Tech	L, 3-12
17 at NC State*	W, 5-1
18 at NC State*	L, 3-6
19 at NC State*	L, 1-2
22 at Virginia Tech	L, 4-6
25 at Maryland*	L, 6-8
at Maryland*	L, 1-11 (7)
27 George Mason	W, 5-2
28 Old Dominion	W, 4-1
May	
9 Clemson# (14)	L, 2-3 (10)
10 Duke# (14)	L, 9-12

1993 (21-30)

COACH: Dennis Womack

February	
20 Marshall	W, 4-2 (7)
Marshall	W, 8-1 (7)
23 VMI	W, 6-3
24 VCU	W, 8-4 (8)
25 at VCU	L, 4-8
March	
2 at Richmond	L, 2-8
3 James Madison	L, 1-2
6 Seton Hall	L, 11-12
7 Seton Hall	W, 9-1
Seton Hall	W, 7-6
9 at William & Mary	W, 13-8
10 at Liberty	W, 6-2
12 at Clemson*	L, 1-15
16 at Florida State*	L, 5-10
17 at Florida State*	L, 0-11
18 at Florida State*	L, 1-8
20 at Georgia	L, 2-3
21 at Georgia	L, 13-14
25 George Mason	W, 13-4
26 Georgia Tech*	L, 3-6 (10)
28 Georgia Tech*	W, 3-2 (7)
Georgia Tech*	L, 5-7 (7)
30 Old Dominion	L, 2-6 (7)
Old Dominion	L, 3-6 (7)
31 Liberty	W, 4-2
April	
2 at Wake Forest*	W, 11-10
3 at Wake Forest*	W, 13-9 (13)
4 Wake Forest*	L, 6-7 (10)
6 Richmond	L, 3-9
7 at Virginia Tech	L, 1-6
9 at North Carolina*	L, 4-9
10 at North Carolina*	L, 1-4
11 at North Carolina*	L, 2-9
14 Virginia Tech	W, 6-2
17 NC State*	L, 2-4 (7)
NC State*	L, 2-8 (7)
18 NC State*	L, 3-8
20 William and Mary	L, 5-9
23 Maryland*	W, 10-5
24 Maryland*	L, 1-4
25 Maryland*	W, 11-5
27 at James Madison	L, 4-6
29 Duke*	W, 10-1
30 Duke*	L, 3-4
May	
1 Duke*	W, 5-1
2 at Radford	L, 11-16
3 Radford	W, 8-0
4 Campbell	W, 10-5
15 NC State# (14)	L, 5-7
16 Wake Forest# (14)	W, 8-7
17 Florida State# (14)	L, 2-11

1994 (20-34)

COACH: Dennis Womack

CAPTAIN: Tim Coughlin, Chris Jones	
February	
19 at Marshall	W, 5-4 (9)
19 at Marshall	W, 20 (7)
20 at VCU	L, 6-7
25 Georgetown	W, 14-0
26 C.W. Post	W, 10-5 (7)
26 C.W. Post	L, 6-9 (7)
27 C.W. Post	L, 3-5
28 C.W. Post	W, 6-2 (7)
March	
8 at William & Mary	W, 5-3
11 at Georgia Tech*	L, 1-4
12 at Georgia Tech*	L, 2-6
13 at Georgia Tech*	L, 6-7

YEAR-BY-YEAR RESULTS

1995 (26-29)

COACH: Dennis Womack

CAPTAINS: Marc Taglieri, Justin Counts
MANAGER: Cheryl Battles

February

18 Marshall	W, 5-0
18 Marshall	W, 8-3 (7)
19 East Tenn. State	L, 1-3
20 East Tenn. State	L, 4-5
22 at VCU	L, 2-4
23 at Old Dominion	L, 0-18
25 UNC-Charlotte	L, 2-12
26 UNC-Charlotte	L, 2-4
28 VMI	W, 5-1

March

1 James Madison	W, 5-2
2 Liberty	L, 3-5
4 Seton Hall	L, 3-5
4 Seton Hall	W, 6-5 (7)
5 Seton Hall	W, 8-2
7 Howard	W, 10-2
7 Howard	W, 25-1 (7)
9 Coppin State	W, 19-1
11 Tenn. Tech (20)	W, 12-4
13 at Florida State*	L, 7-12
14 at Florida State*	W, 2-1
17 at North Carolina*	L, 0-5
18 at North Carolina*	L, 11-12 (10)
19 at North Carolina*	L, 5-6
22 VCU	W, 9-3
24 NC State*	L, 5-7
25 NC State*	W, 10-8
26 NC State*	L, 4-8
28 at Richmond	L, 7-8
29 Old Dominion	L, 2-13
31 at Wake Forest*	L, 4-9

April

1 at Wake Forest*	L, 1-2
2 at Wake Forest*	L, 2-3
4 Richmond	W, 13-11
7 at Clemson*	L, 4-5
8 at Clemson*	L, 0-9
9 at Clemson*	L, 2-5
11 William & Mary	W, 7-4
13 at VMI	L, 4-6
14 Maryland*	W, 13-0
15 Maryland*	L, 5-13
16 Maryland (21)*	L, 6-10
19 Virginia Tech	W, 8-7
21 Georgia Tech*	W, 2-1
22 Georgia Tech*	L, 13-18
23 Georgia Tech*	W, 4-1
26 at Virginia Tech	W, 13-5
27 Duke*	W, 8-7
28 Duke*	W, 5-1
29 Duke*	W, 4-3

May

1 at Liberty	W, 13-1
12 Radford	W, 9-7
13 George Mason	W, 11-3
13 George Mason	L, 4-7 (7)
17 Florida State# (14)	L, 0-6
18 Georgia Tech# (14)	L, 2-3

1996 (44-21)

NCAA SOUTH I REGIONAL

COACH: Dennis Womack

CAPTAIN: Justin Counts, Donnie Seward,
Craig Zalkov

February

19 Old Dominion	W, 3-2
21 VCU	W, 9-7
23 at Arizona State	L, 3-17
24 at Arizona State	W, 7-4
25 at Arizona State	L, 2-7
28 Liberty	W, 7-2

March

2 Seton Hall	W, 8-0
2 Seton Hall	W, 4-0
3 Seton Hall	W, 21-6
4 Norfolk State	W, 17-4
6 at Liberty	L, 4-5
9 at NC State*	W, 12-1
10 at NC State*	L, 3-9
10 at NC State*	L, 0-1 (7)
11 Fairfield (4)	W, 3-1 (7)
11 at NC A&T	W, 6-0 (7)
13 at UNC Charlotte	W, 5-2 (7)
13 at UNC Charlotte	L, 5-11 (7)
16 at Georgia Tech*	L, 6-7
16 at Georgia Tech*	L, 4-5
17 at Georgia Tech*	L, 5-13
21 Coppin State	W, 12-3
23 North Carolina*	W, 15-0
24 North Carolina*	L, 4-5
25 North Carolina*	W, 9-7
27 at James Madison	W, 3-2
29 Clemson*	L, 1-8
30 Clemson*	W, 3-2
31 Clemson*	L, 3-9

April

2 at Radford	W, 6-1
3 at George Mason	W, 10-1
5 at Duke*	W, 3-2
6 at Duke*	L, 3-5
7 at Duke*	L, 0-3 (7)
9 James Madison	W, 5-3 (10)
10 Howard	W, 12-3
12 at Maryland*	W, 12-6
13 at Maryland*	W, 6-1
14 at Maryland*	L, 3-12
16 at Richmond	W, 8-7
17 Virginia Tech (22)	W, 2-1 (10)
19 Wake Forest*	W, 6-0
20 Wake Forest*	W, 8-4
21 Wake Forest*	W, 2-1
22 VMI	W, 9-4
23 Richmond	L, 9-13
25 Virginia Tech	W, 8-1
27 East Carolina	W, 7-4
28 East Carolina	W, 6-5
29 at VCU	W, 5-3
30 at G. Washington	W, 5-0

May

10 Florida State*	L, 0-6
11 Florida State*	W, 9-7
12 Florida State*	L, 3-6
15 NC State# (13)	W, 5-1
16 Florida State# (13)	W, 3-2
17 Clemson# (13)	W, 4-2
18 Georgia Tech# (13)	W, 8-4
18 Florida State# (13)	L, 2-8
19 Florida State# (13)	W, 12-1
23 Notre Dame+ (23)	L, 1-12
24 Princeton+ (23)	W, 12-2

25 Notre Dame+ (23)	W, 7-1
25 Stetson+ (23)	W, 5-4
26 at Alabama+ (23)	L, 8-18

1997 (32-22)

COACH: Dennis Womack

February

16 vs. Penn State	W, 12-4
16 at UNCW	W, 11-3
17 at UNCW	W, 15-8
18 at William & Mary	W, 11-2
22 Seton Hall	W, 11-10 (11)
22 Seton Hall	W, 5-4 (7)
23 Seton Hall	L, 6-13
26 Radford	W, 9-4
27 Norfolk State	W, 8-3

March

1 at East Carolina	L, 10-13
1 at East Carolina	W, 6-5 (7)
2 at East Carolina	W, 15-2
4 Liberty	W, 8-5
5 Howard	W, 8-5
7 at Florida State*	L, 2-8
8 at Florida State*	W, 6-4
9 at Florida State*	L, 2-20
10 at Mercer	L, 3-5
11 at Mercer	W, 9-4
12 at Georgia College	W, 5-3
14 at Clemson*	L, 2-3
15 at Clemson*	L, 1-6
16 at Clemson*	L, 3-7
20 Coppin State	W, 15-1
21 NC State*	W, 6-1
22 NC State*	L, 3-0
23 NC State*	W, 5-4
25 at VMI	W, 13-3
26 William & Mary	W, 14-4
27 at Old Dominion	L, 5-9

April

1 George Mason	W, 11-8
2 at James Madison	W, 12-8
4 at Wake Forest*	L, 4-8
5 at Wake Forest*	L, 3-11
6 at Wake Forest*	W, 7-6
8 Richmond	L, 3-8
9 at Virginia Tech	W, 14-11
11 Georgia Tech*	L, 2-8
13 Georgia Tech*	L, 2-4 (7)
13 Georgia Tech*	W, 10-8 (7)
15 at Richmond	L, 4-9
16 James Madison	L, 9-11 (12)
18 at North Carolina*	L, 4-6
19 at North Carolina*	W, 13-2
20 at North Carolina*	L, 9-11 (12)
22 VCU	W, 11-7
25 Duke*	L, 1-4
26 Duke*	W, 3-0
29 at VCU	W, 5-2

May

10 Maryland*	W, 11-1
10 Maryland*	W, 5-4 (8)
11 Maryland*	W, 15-6
14 vs. NC State# (25)	L, 2-4
15 vs. Duke# (25)	L, 3-16

1998 (28-26-1)

COACH: Dennis Womack

February

13 vs. Rice	W, 3-2
14 vs. S. Alabama	L, 5-8
15 vs. Oklahoma State	W, 4-2

21 Penn State	W, 5-2
21 Penn State	W, 9-2
22 Penn State	W, 8-4
25 VMI	W, 13-7
28 Seton Hall	W, 5-4
28 Seton Hall	W, 9-2

March

1 Seton Hall	W, 10-5
4 William & Mary	W, 18-4
6 at Georgia Tech	L, 3-5
7 at Georgia Tech*	L, 4-27
10 at Liberty	W, 11-8
11 Liberty	W, 8-4
13 at Duke*	L, 4-7
14 at Duke*	L, 10-13
15 at Duke*	L, 6-9
17 Coppin State	W, 14-0 (7)
21 at NC State*	L, 2-14
22 at NC State*	L, 5-6
22 at NC State*	W, 9-7 (7)
24 at James Madison	W, 11-3
25 Old Dominion	L, 6-7
27 North Carolina*	L, 5-6
28 North Carolina*	W, 18-5
29 North Carolina*	W, 12-7
31 VCU	L, 3-6

April

2 at Richmond	T, 11-11
3 Clemson*	L, 7-9
4 Clemson*	W, 7-6
5 Clemson*	L, 6-15
7 at George Mason	L, 8-9
8 Virginia Tech	W, 4-3
10 at Maryland*	L, 4-7
11 at Maryland*	L, 3-10
12 at Maryland*	W, 9-1
14 Richmond	W, 9-7
15 at Virginia Tech	L, 5-10
16 at William & Mary	W, 5-1
18 St. John's	L, 3-6
18 St. John's (7)	W, 4-1 (7)
20 at Radford	W, 14-3
21 James Madison	W, 8-7
22 at Virginia Tech	W, 3-2
24 Wake Forest*	L, 2-3
25 Wake Forest*	L, 4-13
26 Wake Forest*	L, 7-13
28 at VCU	W, 11-7

May

9 Florida State*	L, 4-5
9 Florida State*	L, 2-11
10 Florida State*	L, 6-9
12 vs. Maryland# (13)	W, 9-4 (10)
13 vs. Florida St# (13)	L, 1-4
14 vs. NC State# (13)	L, 1-4

1999 (21-35)

COACH: Dennis Womack

January

29 vs. Jacksonville (40)	L, 2-13
30 vs. Auburn (40)	L, 2-11
31 vs. Oklahoma (40)	W, 12-4

February

12 at The Citadel	W, 5-1
13 vs. East Carolina (34)	L, 0-12
14 vs. VCU (34)	L, 2-7
20 Penn State	W, 6-3
20 Penn State	W, 4-3 (7)
21 Penn State	L, 2-4
24 at Old Dominion	L, 0-1
27 Seton Hall	L, 0-8

27 Seton Hall	L, 2-10
---------------	---------

March

2 William & Mary	L, 5-8
4 Radford	W, 5-2
6 Rhode Island	W, 10-3 (7)
6 Rhode Island	W, 13-5
7 Rhode Island	W, 7-0
12 at Florida State*	L, 3-10
13 at Florida State*	L, 1-2
14 at Florida State*	L, 3-11
16 at UNC Greensboro	L, 4-8
17 at UNC Greensboro	L, 8-11
19 Duke*	W, 15-5
20 Duke*	W, 15-3
23 at Liberty	L, 4-5
24 George Mason	L, 3-6
26 NC State*	L, 1-2
27 NC State*	L, 3-8
28 NC State*	W, 9-6
31 Richmond	W, 6-5

April

2 Georgia Tech*	W, 7-6 (14)
3 Georgia Tech*	L, 6-7
4 Georgia Tech*	W, 6-5
6 at Richmond	L, 3-8
7 VCU	W, 14-1 (7)
9 at Wake Forest*	L, 2-11
10 at Wake Forest*	L, 8-14
11 at Wake Forest*	L, 4-5
14 at Virginia Tech	L, 9-13
16 at North Carolina*	L, 9-10
17 at North Carolina*	L, 2-3
18 at North Carolina*	L, 5-6
20 at VCU	L, 2-4
21 Virginia Tech	L, 7-11
23 Maryland*	W, 9-5
24 Maryland*	W, 15-3
25 Maryland*	L, 1-5
27 Liberty	W, 11-6

May

1 at Clemson*	W, 9-3
1 at Clemson*	L, 4-5 (11)
2 at Clemson*	L, 5-12
4 at George Mason	L, 9-15
15 at James Madison	W, 13-2
16 James Madison	W, 5-4
19 vs. Wake# (13)	L, 3-4
20 vs. NC State# (13)	L, 6-9



1996 CAVALIERS - ACC CHAMPIONS | NCAA TOURNAMENT

YEAR-BY-YEAR RESULTS

2000 (26-31-1)

COACH: Dennis Womack

February	
12 at Louisiana State	L, 0-8
12 at Louisiana State	L, 2-13
13 at Louisiana State	L, 4-13
16 Old Dominion	T, 14-14 (8)
22 George Mason	L, 4-6
23 at Liberty	L, 5-6
25 Liberty	L, 69 (8)
26 Bucknell	W, 6-1 (7)
26 Bucknell	W, 5-4 (7)
27 Bucknell	W, 13-2
29 at William & Mary	L, 3-9
March	
2 at George Mason	W, 4-3
4 Seton Hall	W, 4-1 (7)
4 Seton Hall	L, 4-8
5 Seton Hall	W, 7-4
6 at VCU	W, 8-7
8 at James Madison	L, 6-14
11 Eastern Michigan	W, 7-6
11 Eastern Michigan	L, 4-6 (7)
12 Eastern Michigan	W, 12-4
14 Princeton	W, 11-5
15 Princeton	W, 5-2
17 at NC State*	L, 13-16
18 at NC State*	L, 2-4
19 at NC State*	W, 3-1
24 Wake Forest*	L, 0-4
25 Wake Forest*	W, 10-9
26 Wake Forest*	L, 5-13
28 at Richmond	W, 11-2
29 Virginia Tech	L, 3-7
April	
1 Florida State*	L, 6-9
2 Florida State*	W, 2-1
2 Florida State*	L, 4-10
4 Richmond	W, 11-2
7 at Duke*	W, 10-4
8 at Duke*	W, 12-3
9 at Duke*	L, 1-10
14 at Georgia Tech*	L, 4-8
15 at Georgia Tech*	L, 1-5
16 at Georgia Tech*	L, 6-12
19 at Virginia Tech	L, 6-7 (10)
21 North Carolina*	W, 6-5
22 North Carolina*	L, 4-5
23 North Carolina*	W, 10-6
24 James Madison	L, 1-3
26 UNC Greensboro	W, 10 (7)
26 UNC Greensboro	L, 5-15 (7)
28 at Maryland*	L, 2-4
29 at Maryland*	W, 13-10
30 at Maryland*	W, 9-4
May	
2 vs. Va Tech (22)	W, 5-4
13 Clemson*	L, 7-9
13 Clemson*	W, 11-0
14 Clemson*	L, 9-20
17 vs. Clemson# (24)	L, 5-9
18 vs. NC State# (24)	W, 9-5 (10)
19 vs. Wake# (24)	W, 8-3
20 vs. Clemson# (24)	L, 5-12

2001 (25-31)

COACH: Dennis Womack

February	
17 Naval Academy	W, 9-1
17 Naval Academy	W, 10-3
18 Naval Academy	W, 6-2
24 Penn State	W, 15-4
24 Penn State	W, 65 (9)
25 Penn State	L, 6-7 (10)
27 William & Mary	L, 5-10
28 at VCU	L, 6-7 (11)
March	
1 at Liberty	W, 13-10
3 Seton Hall	L, 4-9
3 Seton Hall	W, 2-1
10 at Florida State*	L, 2-9
10 at Florida State*	L, 1-16
11 at Florida State*	L, 1-2
12 at High Point	W, 18-7
13 at UNC Greensboro	W, 6-3
14 at UNC Greensboro	W, 12-2
16 Duke*	W, 4-3
17 Duke*	L, 11-12
18 Duke*	W, 14-5
19 George Mason	W, 13-9
20 VCU	L, 2-8
23 NC State*	W, 8-7
24 NC State*	W, 10-2
25 NC State*	L, 3-10
27 Richmond	W, 1-0
30 Georgia Tech*	W, 3-1
31 Georgia Tech*	L, 3-10
April	
1 Georgia Tech*	L, 9-13

3 at Richmond	L, 4-17
5 at Radford	L, 5-6
6 at Wake Forest*	L, 8-9
7 at Wake Forest*	L, 2-14
8 at Wake Forest*	L, 1-4
10 Liberty	L, 4-5 (11)
11 Virginia Tech	W, 7-4
13 at North Carolina*	L, 6-10
14 at North Carolina*	L, 6-7
15 at North Carolina*	W, 5-2
17 James Madison	L, 3-4
18 at Virginia Tech	W, 9-3
20 Maryland*	W, 6-1
21 Maryland*	W, 15-7
22 Maryland*	W, 9-6
24 at James Madison	L, 6-7 (10)
25 at George Mason	L, 5-10
27 at Miami	W, 5-0
28 at Miami	L, 1-5
29 at Miami	L, 6-12
May	
1 vs. Virginia Tech	L, 1-6
12 at Clemson*	L, 1-8
12 at Clemson*	L, 1-17
13 at Clemson*	L, 4-5
16 vs. Clemson# (24)	W, 7-3
17 vs. Wake # (24)	L, 1-2
18 vs. NC State# (24)	L, 2-6

2002 (25-32)

COACH: Dennis Womack

February	
16 Bucknell	W, 10-3
16 Bucknell	W, 7-5 (7)
17 Bucknell	W, 8-0
22 vs. Old Dominion	W, 12-4
23 vs. Western Carolina	L, 3-4
24 at The Citadel	W, 5-4
26 VCU	L, 7-13
27 at William & Mary	W, 5-3
March	
2 Seton Hall	W, 2-0 (7)
3 Seton Hall	W, 18-3
3 Seton Hall	W, 5-1
5 at Liberty	L, 7-9
6 Radford	W, 5-1
9 at UNC-Charlotte	L, 1-4
9 at UNC-Charlotte	L, 5-6 (7)
10 at UNC-Charlotte	L, 11-21
11 at NC A&T	W, 25-1
14 at Old Dominion	L, 2-4
15 Florida State*	W, 11-10
16 Florida State*	L, 3-8
16 Florida State*	L, 4-14
22 at Duke*	W, 6-4 (10)
23 at Duke*	W, 8-3
24 at Duke*	W, 9-5
27 at VCU	L, 1-6
29 North Carolina*	L, 4-15
30 North Carolina*	L, 0-5
31 North Carolina*	W, 8-3
April	
1 James Madison	L, 2-3 (10)
2 at James Madison	L, 4-13
5 at Maryland*	W, 5-0
6 at Maryland*	L, 3-10
7 at Maryland*	W, 8-7
10 at Virginia Tech	W, 16-10
12 Wake Forest*	L, 7-8
13 Wake Forest*	L, 3-4
14 Wake Forest*	L, 5-9
16 Richmond	L, 6-15
17 at Richmond	W, 12-11 (10)
18 vs. Virginia Tech	L, 2-8
20 UNC Greensboro	L, 5-12
22 at George Mason	W, 14-5
23 Liberty	W, 5-3
26 at Georgia Tech*	W, 5-1
27 at Georgia Tech*	L, 2-3 (12)
28 at Georgia Tech*	L, 3-9
30 Virginia Tech	W, 8-7 (10)
May	
11 Clemson*	L, 4-15
12 Clemson*	L, 2-15
13 Clemson*	L, 3-5
15 at Penn State	W, 12-4 (7)
15 at Penn State	L, 11-12 (7)
17 at NC State*	L, 2-10
18 at NC State*	L, 7-12
18 at NC State*	L, 8-10
22 vs. North Carolina# (22)	L, 10-11
23 vs. NC State# (22)	L, 5-6 (10)

2003 (29-25)

COACH: Dennis Womack

February	
14 at Auburn	L, 13-14
15 at Auburn	L, 3-5
16 at Auburn	L, 5-7
24 at Liberty	W, 15-5
March	
2 at Radford	W, 11-0
3 at Richmond	L, 1-2
3 at Richmond	L, 1-2 (7)
4 James Madison	W, 3-2
5 Navy	W, 12-1
7 Charlotte	W, 15-7
8 Charlotte	W, 3-2
9 Charlotte	W, 11-5
11 UNC Greensboro	W, 12-5
12 UNC Greensboro	W, 14-6
14 at Florida State*	L, 1-9
15 at Florida State*	L, 0-4
16 at Florida State*	L, 4-5 (12)
19 William & Mary	W, 6-0
21 Duke*	W, 13-1
22 Duke*	W, 9-2
23 Duke*	W, 6-0
25 James Madison	W, 13-3
26 at James Madison	W, 5-4
28 Maryland*	W, 6-0
29 Maryland*	W, 4-2
April	
1 Richmond	W, 11-4
2 Liberty	W, 3-0
4 at Clemson*	L, 4-9
5 at Clemson*	W, 4-1
6 at Clemson*	L, 2-9
11 Miami	L, 1-6
12 Miami	L, 4-10
13 Miami	W, 17-2 (7)
15 Old Dominion	W, 8-3
16 at Virginia Tech	L, 3-5
19 NC State*	L, 1-7
19 NC State*	L, 2-3
20 NC State*	W, 8-3
22 George Mason	L, 3-4
23 vs. Virginia Tech	W, 10-7
25 at Wake Forest*	L, 1-2
26 at Wake Forest*	W, 13-2
27 at Wake Forest*	W, 6-4
29 at VCU	L, 3-5
May	
9 Georgia Tech*	L, 0-7
10 Georgia Tech*	L, 2-5
11 Georgia Tech*	L, 0-1
12 VCU	L, 1-7
16 at North Carolina*	W, 6-4
16 at North Carolina*	L, 3-4 (10)
17 at North Carolina*	W, 7-5 (10)
22 vs. NC State# (22)	L, 6-10
23 vs. Wake# (22)	W, 12-11 (10)
24 vs. Florida St# (22)	L, 0-2

2004 (44-15)

NCAA TOURNAMENT

COACH: Brian O'Connor

February	
13 at NC A&T	W, 10-7
14 at NC A&T	W, 9-3
15 at NC A&T	W, 12-5
19 Maryland-ES	W, 15-2
21 Penn State	W, 7-1
22 Penn State	L, 3-8
24 James Madison	W, 10-1
27 Seton Hall	W, 3-2
28 Seton Hall	W, 17-1
29 Seton Hall	W, 4-3
March	
2 at Richmond	W, 14-6
5 Central Conn.	W, 17-1
6 Central Conn.	W, 10-0
7 Central Conn.	W, 9-4
8 Quinnipiac	L, 11-13
10 at UNC Greensboro	W, 9-1
12 at Georgia Tech*	W, 4-3
13 at Georgia Tech*	W, 2-1
14 at Georgia Tech*	W, 8-5 (10)
17 at Old Dominion	L, 4-5
19 North Carolina*	L, 3-5 (11)
20 North Carolina*	L, 4-8
21 North Carolina*	W, 6-2
24 at George Mason	W, 9-5
26 at NC State*	W, 9-2
27 at NC State*	L, 1-12
28 at NC State*	L, 7-8
30 Brown	W, 13-2 (7)
31 Brown	W, 11-4
April	
2 at Duke*	W, 8-1
3 at Duke*	W, 6-5
4 at Duke*	W, 3-1

6 at William & Mary	W, 11-9
9 Clemson*	W, 5-1
10 Clemson*	W, 4-3
10 Clemson*	W, 3-1
16 at Maryland	W, 5-3
17 at Maryland	W, 7-6 (11)
18 at Maryland	W, 2-1 (11)
20 Norfolk State	W, 8-3
21 Virginia Tech	W, 21-10
23 at Miami	L, 0-8
24 at Miami	L, 3-22
25 at Miami	W, 4-3
27 Radford	W, 3-2
May	
7 Florida State*	L, 0-8
8 Florida State*	W, 15-2
9 Florida State*	L, 1-4
13 Wake Forest*	W, 5-4 (10)
14 Wake Forest*	W, 11-7
15 Wake Forest*	W, 8-6
18 at Liberty	W, 6-4
19 Liberty	W, 5-4
26 vs. Duke# (22)	L, 4-6
27 vs. NC State# (22)	L, 5-6
June	
5 Princeton+	L, 2-4
5 vs. George Mason+	W, 7-2
6 vs. Princeton+	W, 9-0
6 Vanderbilt+	L, 3-7

2005 (41-20)

NCAA TOURNAMENT

COACH: Brian O'Connor

February	
11 at UNC Wilmington	L, 2-5
12 at UNC Wilmington	W, 2-0
13 at UNC Wilmington	W, 7-4
16 at Old Dominion	W, 11-7
18 Bucknell	W, 7-2
19 Bucknell	W, 2-0
19 Bucknell	W, 13-3
23 Old Dominion	W, 8-0
26 Fordham	W, 5-0
26 Fordham	W, 13-3
27 Fordham	L, 2-3
March	
4 at Wake Forest*	L, 8-11
5 at Wake Forest*	L, 8-15
6 at Wake Forest*	L, 6-7
8 Longwood	W, 8-0
9 James Madison	W, 13-2
11 Marist	W, 3-0
12 Marist	W, 10-5
13 Marist	W, 6-0
16 Coppin State	W, 15-1
18 Maryland	W, 4-1
19 Maryland	W, 6-5
20 Maryland	W, 5-2
27 at Virginia Tech*	W, 8-5
30 VMI	W, 2-1
April	
1 at North Carolina*	L, 7-8 (14)
2 at North Carolina*	L, 5-10
3 at North Carolina*	L, 2-3 (11)
5 at Liberty	W, 10-2
8 NC State*	W, 2-0
9 NC State*	L, 0-6
10 NC State*	L, 2-3
12 Norfolk State	W, 13-1
13 Maryland-ES	W, 15-1 (7)
13 Maryland-ES	W, 6-0 (7)
15 at Clemson*	L, 4-13
16 at Clemson*	L, 2-3
17 at Clemson*	W, 9-2
20 Longwood	W, 5-1
22 Georgia Tech*	W, 4-2
23 Georgia Tech*	W, 9-2
24 Georgia Tech*	W, 2-1
27 William & Mary	W, 9-4
29 at Florida State*	L, 1-8
May	
1 at Florida State*	W, 6-2
1 at Florida State*	L, 2-7
3 Richmond	W, 11-0
13 Miami*	L, 6-7
14 Miami*	L, 0-1
15 Miami*	W, 4-3
16 N.C. A&T	W, 2-0
17 at James Madison	W, 10-2
19 Duke*	W, 7-1
20 Duke*	W, 7-2
21 Duke*	W, 10-4
25 vs. Clemson# (17)	W, 8-1
26 vs. NC State# (17)	W, 12-2 (7)
28 vs. Clemson# (17)	W, 5-4
29 vs. Georgia Tech# (17)	L, 3-4
June	
3 vs. St. John's+ (26)	L, 3-5
4 vs. Ohio State+ (26)	L, 1-2

2006 (47-15)

NCAA TOURNAMENT

COACH: BRIAN O'CONNOR

February	
10 vs. The Citadel	W, 5-3
12 at Coastal Carolina	W, 8-3
15 Old Dominion	L, 1-5
17 Towson	W, 7-0
18 Towson	W, 7-2
19 Towson	W, 13-3
21 VCU	W, 7-1
24 vs. George Mason	W, 9-7
25 vs. Gardner-Webb	W, 6-2
26 at C of Charleston	L, 6-7 (17)
28 G. Washington	W, 11-5
March	
3 Saint Joseph's	W, 21-0
4 Saint Joseph's	W, 15-1
5 Saint Joseph's	W, 14-3
7 UMES	W, 20-3
7 UMES	W, 15-0
10 at Georgia Tech*	L, 2-8
11 at Georgia Tech*	L, 6-7
12 at Georgia Tech*	W, 6-3
15 Dayton	W, 10-3
17 Clemson*	W, 2-1
18 Clemson*	W, 10-2
19 Clemson*	W, 7-4
22 Marshall	W, 12-0
24 Wake Forest*	W, 3-2
25 Wake Forest*	L, 2-3
26 Wake Forest*	W, 10-2
28 Coppin State	W, 12-1
29 Norfolk State	W, 13-2
31 at NC State*	L, 2-10
April	
1 at NC State*	L, 9-10
2 at NC State*	L, 1-8
5 at Richmond	W, 5-0
7 at Duke*	L, 3-4
8 at Duke*	W, 7-3
9 at Duke*	W, 6-4
12 Longwood	W, 6-4
13 Boston College*	W, 8-3
15 Boston College*	W, 5-4
16 Boston College*	W, 5-0
18 VMI	W, 5-0
21 at Miami*	W, 8-2
22 at Miami*	W, 15-7
23 at Miami*	L, 8-9 (10)
26 Richmond	W, 8-3
28 at Maryland*	W, 6-0
29 at Maryland*	W, 8-0
30 at Maryland*	W, 7-5
May	
2 Mount St. Mary's	W, 6-3
12 North Carolina*	W, 4-1
13 North Carolina*	L, 0-5
14 North Carolina*	W, 9-2
16 at Old Dominion	W, 11-10
18 Virginia Tech*	W, 4-2
19 Virginia Tech*	W, 6-0
20 Virginia Tech*	W, 11-7
24 vs. Florida St.# (17)	W, 6-2
25 vs. NC State# (17)	L, 3-4
26 vs. Florida St.# (17)	L, 0-11 (7)
June	
2 Lehigh+	W, 11-5
3 vs. South Carolina+	L, 2-8
4 Evansville+	L, 4-15

YEAR-BY-YEAR RESULTS

2007 (45-16)

NCAA TOURNAMENT

COACH: Brian O'Connor

February

9 vs. Elon	W, 10-3
10 vs. North Florida	W, 10-1
11 at Coastal Carolina	L, 2-3
17 G. Washington	W, 11-0
18 G. Washington	W, 11-1
19 G. Washington	W, 15-2
20 William & Mary	W, 17-2
21 Coppin State	W, 12-0
23 Bucknell	W, 2-0
24 Bucknell	W, 3-0
24 Bucknell	W, 13-2
27 VMI	W, 5-3

March

2 Delaware	W, 11-2
3 Delaware	W, 10-4
4 Delaware	W, 3-2
6 at James Madison	W, 6-5
9 at Wake Forest*	L, 3-8
10 at Wake Forest*	W, 13-5
11 at Wake Forest*	L, 6-7
13 Niagara	W, 29-2
17 at North Carolina*	W, 7-2 (11)
18 at North Carolina*	W, 9-6
18 at North Carolina*	L, 4-9
20 at Richmond	W, 11-1
23 Miami*	W, 4-1
24 Miami*	W, 3-0
25 Miami*	L, 2-4
27 George Mason	W, 17-6
28 Longwood	W, 4-3
30 at Virginia Tech*	W, 3-1
31 at Virginia Tech*	W, 11-4

April

1 at Virginia Tech*	W, 8-5
3 at VMI	L, 2-5
6 Duke*	W, 4-0
7 Duke*	L, 9-13
8 Duke*	W, 8-1
10 at VCU	W, 8-1
13 Georgia Tech*	L, 1-2 (11)
14 Georgia Tech*	W, 7-6
17 Richmond	W, 12-5
20 at Clemson*	W, 5-3
21 at Clemson*	W, 3-0
22 at Clemson*	L, 1-2
25 James Madison	L, 6-7 (14)
27 Maryland*	W, 14-0
28 Maryland*	W, 3-2 (10)
29 Maryland*	W, 4-0

May

1 VCU	W, 5-4
11 NC State*	W, 4-2
12 NC State*	L, 7-10
13 NC State*	L, 6-8
15 Coastal Carolina	L, 7-11

17 at Boston College*	W, 5-4 (10)
19 at Boston College*	W, 11-3
23 vs. NC State# (17)	W, 6-1
24 vs. Georgia Tech# (17)	W, 4-1
26 vs. North Carolina# (17)	L, 0-5

June

1 Lafayette+	W, 5-1
2 Oregon State+	W, 7-4 (13)
4 Oregon State+	L, 3-5
5 Oregon State+	L, 3-7

2008 (39-23)

NCAA TOURNAMENT

COACH: Brian O'Connor

February

23 Lehigh	W, 5-1
Lehigh	W, 4-1
24 Lehigh	W, 12-1
Lehigh	W, 6-1
27 Old Dominion	W, 7-3
28 Coppin State	W, 27-1
29 Siena	W, 17-2

March

1 Cornell	W, 12-2
Siena	W, 7-4
2 Cornell	W, 12-3
8 at NC State*	W, 5-3 (10)
at NC State*	L, 0-2
9 at NC State*	L, 2-4
11 Radford	W, 8-2
12 Navy	W, 11-5
14 at Duke*	L, 8-9
15 at Duke*	W, 10-1
16 at Duke*	L, 1-4
18 Stony Brook	W, 3-0
Stony Brook	W, 6-4
21 Boston College*	W, 7-3
22 Boston College*	W, 5-4 (10)
23 Boston College*	W, 8-6
25 VCU	W, 5-3
26 G. Washington	L, 5-17
28 Virginia Tech*	W, 10-1
29 Virginia Tech*	W, 9-2
30 Virginia Tech*	W, 2-1

April

1 Towson	W, 9-8
2 Towson	L, 6-7
4 at Florida State*	L, 3-10
6 at Florida State*	L, 2-3 (10)
at Florida State*	L, 2-3 (10)
8 Longwood	W, 6-0
9 Liberty	W, 7-3
11 at Maryland*	W, 11-6
12 at Maryland*	W, 5-4
13 at Maryland*	W, 11-4
15 Coastal Carolina	L, 3-8
18 Wake Forest*	W, 4-2
19 Wake Forest*	L, 3-14
20 Wake Forest*	W, 3-2 (11)

22 Georgetown	W, 9-1
23 William & Mary	L, 5-6
25 at Miami*	L, 0-1
26 at Miami*	L, 3-4 (10)
27 at Miami*	L, 0-10
29 Mount St. Mary's	W, 11-1

May

9 North Carolina*	L, 3-9
10 North Carolina*	L, 2-5
11 North Carolina*	W, 5-4 (6)
13 VMI	W, 6-5 (11)
15 Georgia Tech*	W, 4-2
16 Georgia Tech*	L, 8-14
17 Georgia Tech*	L, 7-9
21 vs. North Carolina# (17)	W, 8-7 (11)
23 vs. Florida St# (17)	W, 5-3
24 vs. Wake# (17)	L, 4-7
25 vs. Miami# (17)	L, 4-8
30 vs. UCLA+ (29)	L, 2-3
31 vs. Rider+ (29)	W, 8-2

June

1 at CS Fullerton+(29)	L, 1-4
------------------------	--------

2009 (49-15-1)

ACC CHAMPIONS

NCAA COLLEGE WORLD SERIES

COACH: Brian O'Connor

February

20 Bucknell	W, 12-0
21 Bucknell	W, 7-0
Bucknell	W, 6-1
22 Bucknell	W, 11-1
24 William & Mary	W, 11-1
27 Fordham	W, 6-2
Delaware	W, 11-4
28 Fordham	W, 7-3

March

4 G. Washington	W, 17-4
6 at Wake Forest*	W, 18-2
7 at Wake Forest*	W, 8-6
8 at Wake Forest*	W, 21-5
10 Navy	W, 17-1
11 VMI	W, 10-3
13 Florida State*	W, 15-2
17 Marshall	W, 5-4
18 Canisius	W, 11-3
Wagner	W, 5-2
20 Miami*	W, 9-4
21 Miami*	L, 3-4
22 Miami*	L, 5-7 (8)
24 Towson	W, 13-4
25 Towson	W, 7-5
27 at North Carolina*	L, 3-4
28 at North Carolina*	W, 5-2
29 at North Carolina*	L, 5-6
31 vs. Radford (22)	W, 12-2

April

1 Norfolk State	W, 6-2
3 Maryland*	W, 7-4

4 Maryland*	L, 7-8
5 Maryland*	W, 17-2
7 Stony Brook	W, 8-0
8 Stony Brook	L, 2-6
11 at Georgia Tech*	L, 6-7
at Georgia Tech*	W, 11-10
12 at Georgia Tech*	T, 4-4
17 at Boston College*	W, 8-3
18 at Boston College*	L, 6-9
19 at Boston College*	W, 2-0
21 at VCU	W, 8-1
22 Georgetown	W, 9-3
24 NC State*	W, 6-2
25 NC State*	W, 6-3
26 NC State*	L, 6-7
28 Liberty	W, 5-2

May

8 Duke*	L, 4-11
9 Duke*	W, 10-9
10 Duke*	W, 12-1
12 VCU	W, 4-1
14 at Virginia Tech*	L, 4-5 (10)
15 at Virginia Tech*	L, 8-9
16 at Virginia Tech*	W, 6-4
21 vs. Clemson (13) #	W, 6-5
22 vs. UNC (13) #	W, 11-1 (8)
23 vs. Duke (13) #	W, 11-7
24 vs. Florida State (13) #	W, 6-3
29 vs. San Diego St. (30)+	W, 5-1
30 vs. UC Irvine (30)+	W, 5-0
31 vs. UC Irvine (30)+	W, 4-1

June

5 vs. Ole Miss (31)^	L, 3-4 (12)
6 vs. Ole Miss (31)^	W, 4-3
7 vs. Ole Miss (31)^	W, 5-1
13 vs. LSU (32)*	L, 5-9
15 vs. Cal St. Fullerton (32)*	W, 7-5
17 Arkansas (32)*	L, 3-4 (12)

2010 (51-14)

ACC COASTAL DIVISION CHAMPIONS

NCAA CHARLOTTEVILLE REGIONAL CHAMPIONS

COACH: Brian O'Connor

February

19 at East Carolina	W, 6-2
20 at East Carolina	L, 1-6
21 at East Carolina	W, 14-11
24 G. Washington	W, 5-2
26 Rhode Island	W, 13-0
27 Rhode Island	W, 22-2
28 Rhode Island	W, 8-5

March

5 Wright State	L, 1-2
6 Dartmouth	W, 14-3
7 Dartmouth	W, 11-5
7 Wright State	W, 13-3
10 at William & Mary	W, 12-6

12 at Florida State*	W, 5-0
13 at Florida State*	W, 9-8
14 at Florida State*	L, 8-9
16 William and Mary	W, 9-1
17 at James Madison	W, 6-3
19 Boston College*	W, 7-1
20 Boston College*	W, 4-3
21 Boston College*	W, 11-1
23 Marshall	W, 6-3
26 Clemson*	W, 4-3
27 Clemson*	L, 5-8
27 Clemson*	W, 3-1
30 Towson	W, 8-5
31 Towson	W, 17-4

April

2 at NC State*	L, 5-6 (11)
3 at NC State*	W, 8-4
4 at NC State*	L, 6-7
6 James Madison	W, 9-4
7 Radford	W, 12-2
9 Georgia Tech*	W, 7-4
10 Georgia Tech*	L, 7-9
11 Georgia Tech*	W, 9-1
14 at VMI	L, 3-12
16 Virginia Tech*	W, 4-2
17 Virginia Tech*	W, 8-2
18 Virginia Tech*	W, 11-3
20 Richmond	L, 5-8
21 George Mason	W, 10-3
23 at Maryland*	W, 5-1
23 at Maryland*	W, 27-4
24 at Maryland*	W, 11-2
27 Coastal Carolina	W, 6-3
28 Georgetown	W, 10-5
30 at Duke (13)*	W, 12-3

May

1 at Duke (13)*	W, 11-1
2 at Duke (13)*	W, 10-6
4 VCU	W, 10-5
15 North Carolina*	W, 3-2
15 North Carolina*	W, 5-1
16 North Carolina*	W, 5-3
20 at Miami*	L, 4-5 (11)
21 at Miami*	W, 3-1
22 at Miami*	W, 7-4
26 vs. BC (4) #	W, 6-4
27 vs. Florida St (4) #	L, 4-11
29 vs. Miami (4) #	W, 12-8

June

4 VCU +	W, 15-4
5 Ole Miss +	W, 13-7
6 St. John's +	L, 5-6
7 St. John's +	W, 5-3
12 Oklahoma ^	W, 3-2
13 Oklahoma ^	L, 7-10
14 Oklahoma ^	L, 0-11



2009 COLLEGE WORLD SERIES



2011 COLLEGE WORLD SERIES

YEAR-BY-YEAR RESULTS

2011 (56-12)

ACC CHAMPIONS
ACC COASTAL DIVISION CHAMPIONS
NCAA COLLEGE WORLD SERIES

COACH: Brian O'Connor

February
 18 vs. UAB (16) W, 6,4
 19 at Auburn (16) W, 13,2
 20 vs. Arkansas St. (16) W, 8,2
 23 VMI W, 4,3
 25 East Carolina W, 10,1
 26 East Carolina W, 4,3
 27 East Carolina L, 3,4
 March
 1 William and Mary W, 9,0
 2 Niagara W, 7,0
 4 Cornell W, 12,1
 4 Rider W, 12,0
 5 Rider W, 4,1
 5 Cornell W, 14,2
 8 Marshall W, 1,0
 11 at Clemson* W, 5,0
 12 at Clemson* W, 8,7
 13 at Clemson* W, 7,6
 16 James Madison W, 7,3
 18 Florida State* W, 4-3 (11)
 19 Florida State* W, 5,4 (11)
 20 Florida State* L, 11-12 (10)
 22 Towson W, 6,0
 23 Towson W, 5,0
 25 Maryland* W, 14,1
 26 Maryland* W, 4,2
 26 Maryland* W, 4,2
 29 G. Washington W, 2,0
 April
 1 at Virginia Tech* W, 18,3
 2 at Virginia Tech* W, 9,3
 3 at Virginia Tech* W, 10,2
 5 Radford W, 2,0
 8 at Georgia Tech* W, 6,2
 9 at Georgia Tech* W, 12,9
 10 at Georgia Tech* L, 8-10
 12 Georgetown W, 4,0 (5)
 13 Coastal Carolina W, 8,7
 15 Duke* W, 10,0
 17 Duke* W, 3,2 (11)
 17 Duke* W, 18,4
 19 at Radford W, 12,0
 20 Richmond W, 12,1
 23 NC State* L, 2,6
 23 NC State* W, 3,1
 24 NC State* W, 7,6
 29 at Boston College* W, 17,0
 30 at Boston College* L, 4,5 (11)
 May
 1 at Boston College* W, 4,0
 3 at VCU W, 14,3
 13 Miami* L, 2,6
 14 Miami* W, 3,2
 15 Miami* W, 5,4

19 at North Carolina* L, 0,6
 20 at North Carolina* L, 1,2
 21 at North Carolina* L, 2,3
 25 vs. Wake (13)# W, 13,1 (7)
 27 vs. Miami (13)# W, 6,4
 28 vs. UNC (13)# W, 3,2
 29 vs. Florida St. (13)# W, 7,2
 June
 3 Navy + W, 6,0
 4 St. John's + W, 10,2
 5 East Carolina + W, 13,1
 11 UC Irvine ^ W, 6,0
 12 UC Irvine ^ L, 5,6
 13 UC Irvine ^ W, 3,2
 19 vs. California (32)! W, 6,1
 21 vs. S. Carolina (32)! L, 1,7
 23 vs. California (32)! W, 8,1
 24 vs. S. Carolina (32)! L, 2,3 (13)

2012 (39-19-1)
NCAA TOURNAMENT
COACH: Brian O'Connor

February
 17 vs. Boston College L, 3,5
 18 at Coastal Carolina W, 9,3
 18 vs. James Madison T, 4,4 (8)
 21 William & Mary W, 6,5 (11)
 24 Monmouth W, 18,4
 25 Monmouth W, 7,1
 26 Monmouth W, 13,1
 28 Liberty L, 0,8
 March
 2 Wright State Cancelled
 3 Seton Hall W, 10,4
 Wright State L, 4,5
 4 Seton Hall L, 2,5
 6 at James Madison W, 14,6
 9 Virginia Tech* L, 8-10 (11)
 10 Virginia Tech* W, 4,3
 11 Virginia Tech* W, 6,5
 13 Marist W, 8,5
 14 Marist W, 10,2
 17 at Florida State* L, 3-12
 18 at Florida State* L, 3,4
 19 at Florida State* L, 5,7
 21 VMI W, 12,3
 23 Clemson* W, 6,3
 24 Clemson* W, 5,1
 25 Clemson* W, 5,3
 27 Towson W, 8,0

28 Towson W, 19,5
 30 at NC State* L, 1,5
 31 at NC State* W, 5,2
 April
 1 at NC State* L, 6,7
 4 James Madison W, 15,5
 7 Wake Forest* W, 9,4
 8 Wake Forest* W, 4,1
 9 Wake Forest* W, 11,2
 11 G. Washington W, 16,4
 13 North Carolina* L, 1-2 (10)
 14 North Carolina* L, 2,6
 15 North Carolina* L, 3,5
 17 Richmond W, 7,5
 20 at Duke (13)* L, 3,6
 21 at Duke (13)* W, 12,3
 21 at Duke (13)* W, 10,3
 24 Radford W, 3,2 (11)
 25 at VCU W, 7,5
 28 at Miami* W, 7,3
 29 at Miami* W, 7,4
 30 at Miami* W, 7,4
 May
 1 Mount St. Mary's Cancelled
 9 High Point W, 12,3
 11 Georgia Tech* W, 6,5
 12 Georgia Tech* W, 4,2
 13 Georgia Tech* L, 4-5 (10)
 15 VCU Cancelled
 17 at Maryland* W, 7,6
 18 at Maryland* W, 10,3
 19 at Maryland* L, 5,6
 24 vs. Clemson (4)# W, 3,2
 25 vs. Ga. Tech (4)# L, 5-17 (7)
 26 vs. Florida St. (4)# W, 7,0
 June
 2 Army + W, 9,1
 3 Appalachian St + L, 5,6
 3 Oklahoma + L, 4,5

2013 (50-12)

28 Towson W, 19,5
 30 at NC State* L, 1,5
 31 at NC State* W, 5,2
 April
 1 at NC State* L, 6,7
 4 James Madison W, 15,5
 7 Wake Forest* W, 9,4
 8 Wake Forest* W, 4,1
 9 Wake Forest* W, 11,2
 11 G. Washington W, 16,4
 13 North Carolina* L, 1-2 (10)
 14 North Carolina* L, 2,6
 15 North Carolina* L, 3,5
 17 Richmond W, 7,5
 20 at Duke (13)* L, 3,6
 21 at Duke (13)* W, 12,3
 21 at Duke (13)* W, 10,3
 24 Radford W, 3,2 (11)
 25 at VCU W, 7,5
 28 at Miami* W, 7,3
 29 at Miami* W, 7,4
 30 at Miami* W, 7,4
 May
 1 Mount St. Mary's Cancelled
 9 High Point W, 12,3
 11 Georgia Tech* W, 6,5
 12 Georgia Tech* W, 4,2
 13 Georgia Tech* L, 4-5 (10)
 15 VCU Cancelled
 17 at Maryland* W, 7,6
 18 at Maryland* W, 10,3
 19 at Maryland* L, 5,6
 24 vs. Clemson (4)# W, 3,2
 25 vs. Ga. Tech (4)# L, 5-17 (7)
 26 vs. Florida St. (4)# W, 7,0
 June
 2 Army + W, 9,1
 3 Appalachian St + L, 5,6
 3 Oklahoma + L, 4,5

NCAA CHARLOTTESVILLE REGIONAL CHAMPIONS
COACH: Brian O'Connor

February
 15 at East Carolina W, 14,4
 16 at East Carolina W, 13,9
 18 Saint Peter's W, 9,1
 19 William & Mary W, 11,2
 22 Toledo W, 15,0
 23 Toledo W, 5,0
 24 Toledo W, 6,3
 27 G. Washington W, 11,0
 March
 1 Harvard W, 3,0
 2 Bucknell W, 11,5
 2 Harvard W, 12,4
 3 Bucknell W, 9,1
 9 Maryland* W, 7,6
 9 Maryland* W, 5,0
 10 Maryland* L, 2,4
 13 Liberty W, 7,2
 15 at Clemson* W, 6,5 (11)
 16 at Clemson* L, 6,7
 17 at Clemson* W, 8,5
 19 Yale W, 14,3
 20 Yale W, 10,0
 23 NC State* W, 8,2
 NC State* W, 4,3
 25 NC State* W, 6,3
 27 Towson W, 7,1
 29 Miami* W, 15,4
 30 Miami* W, 8,1
 31 Miami* L, 3,4
 April
 2 at Liberty W, 2,0
 3 VMI W, 8,6
 6 at Wake Forest* W, 7,6
 7 at Wake Forest* W, 8,6
 8 at Wake Forest* W, 9,7
 10 Radford L, 8,9
 12 at Georgia Tech* L, 1,2
 13 at Georgia Tech* W, 7,2
 14 at Georgia Tech* L, 2,3 (6)
 17 Old Dominion W, 10,9 (10)
 20 Florida State* W, 9,2
 Florida State* W, 2,0
 21 Florida State* W, 5,2
 23 Richmond W, 6,2
 24 James Madison W, 16,8
 26 at Virginia Tech* W, 15,6
 27 at Virginia Tech* L, 3,5
 at Virginia Tech* L, 6-11

30 at VCU W, 11-3
 May
 10 Duke* W, 6,5
 11 Duke* W, 17-8
 12 Duke* W, 14,6
 14 VCU W, 17-3
 16 at North Carolina* W, 10,4
 17 at North Carolina* L, 5,8
 18 at North Carolina* W, 8-7 (11)
 22 vs. Va. Tech (13)# L, 1-10
 23 vs. Georgia Tech (13)# W, 8,2
 25 vs. Florida St (13)# W, 7,4 (12)
 31 Army + W, 2,1
 June
 1 Elon + W, 2,0
 2 Elon + W, 11-3
 8 Mississippi State^ L, 6-11
 9 Mississippi State^ L, 5,6

YEAR-BY-YEAR RESULTS

2014 (53-16)

NCAA COLLEGE WORLD SERIES

RUNNERS-UP

COACH: Brian O'Connor

February

14 vs. Kentucky (33)	L, 3-8
15 vs. VMI (33)	W, 12-0
16 at UNC Wilmington	W, 7-2
19 at William & Mary	W, 17-2
21 East Carolina	W, 3-2
22 East Carolina	W, 4-0
23 East Carolina	W, 6-2
25 VMI	L, 2-3

March

1 Monmouth	W, 6-3
2 Monmouth	W, 5-3
Monmouth	W, 6-2
8 at Duke*	W, 3-2
at Duke*	L, 2-3
9 at Duke*	W, 2-1

11 James Madison	W, 13-2
14 Boston College*	W, 8-1
15 Boston College*	W, 3-2 (12)
Boston College*	W, 2-1

19 Towson	W, 5-3
20 Princeton	W, 14-4
22 at Miami*	L, 1-7
23 at Miami*	W, 8-3 (11)
24 at Miami*	W, 5-3
26 Longwood	W, 8-1
28 Virginia Tech*	W, 2-1
29 Virginia Tech*	W, 9-2
30 Virginia Tech*	W, 7-4

April

1 Old Dominion	W, 7-1
2 G. Washington	W, 10-0
4 at Pittsburgh*	W, 4-0
5 at Pittsburgh*	L, 1-2
6 at Pittsburgh*	W, 3-0
8 at James Madison	W, 9-3
11 Clemson*	W, 3-2
12 Clemson*	L, 1-7
13 Clemson*	W, 1-0
16 William & Mary	W, 11-2
18 North Carolina*	W, 3-2
19 North Carolina*	W, 3-1
20 North Carolina*	L, 2-4
22 VCU	W, 5-4 (10)
23 Richmond	W, 13-0
25 at Florida State*	W, 5-3 (10)
26 at Florida State*	L, 0-7
27 at Florida State*	W, 4-3
29 at Old Dominion	L, 1-8

May

7 Liberty	W, 8-2
9 Georgia Tech*	W, 4-3
10 Georgia Tech*	W, 4-3 (11)
11 Georgia Tech*	W, 3-1
13 VCU	W, 12-3

16 at Wake Forest*	L, 5-6 (10)
16 at Wake Forest*	W, 7-2
17 at Wake Forest*	L, 3-4
22 vs Maryland (4)#	L, 6-7
23 vs North Carolina(4)#	W, 3-2
24 vs Florida St (4)#	L, 4-6
30 Bucknell+	W, 10-1
31 Arkansas+	W, 3-0

June

1 Arkansas+	W, 9-2
7 Maryland^	L, 4-5
8 Maryland^	W, 7-3
9 Maryland^	W, 11-2
15 vs Ole Miss (32)!	W, 2-1
17 vs TCU (32)!	W, 3-2 (15)
20 vs Ole Miss (32)!	W, 4-1
23 vs Vanderbilt (32)!	L, 8-9
24 vs Vanderbilt (32)!	W, 7-2
25 vs Vanderbilt (32)!	L, 2-3

2015 (44-24)

NCAA CHAMPIONS

COACH: Brian O'Connor

February

13 at East Carolina	W, 3-1
14 at East Carolina	W, 9-2
at East Carolina	W, 4-2
20 vs. Marist (34)	W, 9-1
21 vs. La Salle (34)	W, 8-3
22 vs. Marist (34)	W, 7-2
22 vs. Marist (34)	W, 5-4 (18)
27 vs. Hartford (35)	W, 5-1
28 vs. Seton Hall (35)	W, 4-1

March

1 vs. Cornell (35)	W, 5-4
7 vs. Pittsburgh* (36)	L, 0-1
vs. Pittsburgh* (36)	W, 2-1
8 vs. Pittsburgh* (36)	W, 10-3
11 Old Dominion	L, 5-14
13 at Virginia Tech*	L, 1-2
14 at Virginia Tech*	L, 1-3
15 at Virginia Tech*	L, 5-6
17 Towson	W, 8-0
20 Florida State*	W, 8-4
21 Florida State*	L, 10-12
22 Florida State*	L, 1-13
24 Georgetown	L, 1-0
25 at Liberty	W, 10-7
28 at Notre Dame*	W, 9-1
at Notre Dame*	W, 4-2
29 at Notre Dame*	W, 5-4
31 at VCU	W, 5-3

April

1 VMI	L, 6-7
4 Louisville*	L, 1-8
5 Louisville*	L, 4-11
6 Louisville*	L, 0-4
8 James Madison	W, 14-1
10 at Georgia Tech*	W, 14-4

11 at Georgia Tech*	L, 4-11
12 at Georgia Tech*	L, 3-4
15 William & Mary	W, 3-2
17 Miami*	W, 5-4
18 Miami*	W, 5-2
19 Miami*	L, 6-8
21 Longwood	W, 14-4
22 Liberty	W, 5-2
24 at NC State*	W, 8-3
26 at NC State*	L, 3-4
at NC State*	L, 3-5 (10)
28 at Old Dominion	L, 1-3

May

8 Duke*	W, 3-1
9 Duke*	L, 7-9
10 Duke*	W, 4-2
12 Richmond	W, 8-6
14 at North Carolina*	W, 2-1 (10)
15 at North Carolina*	W, 6-2
16 at North Carolina*	W, 8-2
19 vs. Georgia Tech (13) #	W, 11-0 (7)
20 vs. Miami (13)#	L, 5-9
22 vs. Notre Dame (13) #	L, 2-8
23 vs. NC State (13) #	L, 2-10
29 vs. USC (37)+	W, 6-1
30 vs. San Diego St. (37)+	W, 3-1
31 vs. USC (37)+	W, 14-10 (11)

June

5 Maryland^	W, 5-3
6 Maryland^	W, 5-4
13 vs. Arkansas (32)!	W, 5-3
15 vs. Florida (32)!	W, 1-10
19 vs. Florida (32)!	L, 5-10
20 vs. Florida (32)!	W, 5-4
22 vs. Vanderbilt (32)!	L, 1-5
23 vs. Vanderbilt (32)!	W, 3-0
24 vs. Vanderbilt (32)!	W, 4-2

2016 (38-22)

NCAA TOURNAMENT

COACH: Brian O'Connor

February

19 vs. Kent St. (35)	W, 8-6
20 vs. Appalach. St(35)	W, 8-0
21 at Coastal Carolina	L, 4-5
23 VMI	W, 18-1
26 East Carolina	L, 5-8 (10)
27 East Carolina	L, 1-6
28 East Carolina	W, 4-2

March

1 William & Mary	W, 16-8
4 Monmouth	W, 4-2
5 Monmouth	W, 11-10 (11)
6 Monmouth	L, 4-6
8 Wagner	W, 6-2
9 Wagner	W, 20-7
11 at Duke (13)*	W, 6-0
12 at Duke (13)*	W, 7-6
13 at Duke (13)*	L, 0-3

15 Towson	W, 4-3
16 Towson	W, 10-8
18 Wake Forest*	W, 4-0
Wake Forest*	W, 6-4
19 Wake Forest*	L, 8-9
22 James Madison	W, 15-6
25 at Louisville*	W, 6-3
26 at Louisville*	L, 4-11
27 at Louisville*	L, 0-15
30 Old Dominion	L, 4-5

April

1 NC State*	L, 7-8
2 NC State*	W, 5-3
3 NC State*	L, 2-5
5 at VCU	L, 5-7
6 G. Washington	W, 15-3
8 at Boston College *	W, 3-0
9 at Boston College *	L, 2-3
10 at Boston College *	L, 4-5 (13)
13 Longwood	W, 9-4
15 North Carolina*	W, 7-4
16 North Carolina*	L, 1-8
17 North Carolina*	W, 15-9
19 Radford	W, 11-3
20 VCU	L, 5-11
22 at Miami*	W, 6-5
23 at Miami*	L, 2-9
24 at Miami*	W, 7-3
26 at Old Dominion	W, 8-4
30 at Pittsburgh*	W, 5-1
at Pittsburgh*	W, 7-6

May

1 at Pittsburgh*	W, 9-1
3 at Liberty	W, 7-3
13 Georgia Tech*	W, 6-3
14 Georgia Tech*	W, 9-4
15 Georgia Tech*	L, 4-5
19 Virginia Tech*	W, 8-3
20 Virginia Tech*	W, 7-6
21 Virginia Tech*	W, 4-1
26 vs. Clemson (13)#	L, 4-5
27 vs. Wake (13)#	L, 9-10
28 vs. Louisville (13)#	W, 7-2

June

3 William & Mary+	W, 17-4
4 East Carolina+	L, 6-8
5 William & Mary+	L, 4-5

2017 (43-16)

NCAA TOURNAMENT

COACH: Brian O'Connor

February

17 vs. Liberty (34)	W, 10-2
18 at The Citadel	W, 10-6
19 vs. Kansas (34)	W, 9-6
21 VMI	W, 9-7
24 Rutgers	W, 7-3
25 Rutgers	W, 12-4
26 Rutgers	W, 18-2

28 William & Mary	W, 11-3
-------------------	---------

March

3 Niagara	W, 5-3
4 La Salle	W, 12-3
4 Niagara	L, 5-8
5 La Salle	W, 18-3
7 at G. Washington	W, 7-1
10 at North Carolina*	L, 4-9
11 at North Carolina*	W, 2-1
11 at North Carolina*	L, 2-12
13 Monmouth	W, 10-0
17 at Clemson*	W, 2-0
18 at Clemson*	L, 6-7
19 at Clemson*	L, 1-12
21 Towson	W, 3-2
22 Towson	W, 8-4
24 Duke*	L, 3-19
25 Duke*	W, 13-6
26 Duke*	W, 13-6
29 at VCU	W, 4-2
31 Louisville*	L, 2-5

April

1 Louisville*	W, 11-2
2 Louisville*	L, 3-4
4 Old Dominion	W, 18-5
5 G. Washington	W, 11-1
7 Pittsburgh*	W, 12-1
8 Pittsburgh*	W, 5-2
9 Pittsburgh*	W, 3-3
11 VCU	W, 9-4
13 at Virginia Tech*	W, 10-9
14 at Virginia Tech*	W, 3-2 (10)
15 at Virginia Tech*	L, 5-7
18 Longwood	W, 13-2
19 James Madison	W, 7-2
21 Notre Dame*	W, 14-4
21 Notre Dame*	L, 2-8
22 Notre Dame*	W, 9-0
28 at Florida State*	L, 4-6
29 at Florida State*	W, 8-0
30 at Florida State*	W, 7-5

May

2 Liberty	W, 8-7
13 Miami*	L, 1-5
13 Miami*	W, 13-6
14 Miami*	W, 7-4
16 Richmond	W, 8-3
18 at Georgia Tech*	L, 7-14
19 at Georgia Tech*	W, 16-3
20 at Georgia Tech*	W, 10-9
25 vs. Duke (38)#	L, 3-4
26 vs. Clemson (38)#	W, 10-2

June

3 vs. Dallas Bapt (39)+	W, 6-3
4 at TCU+	L, 1-5
5 vs. Dallas Bapt (39)+	L, 8-11



2014 COLLEGE WORLD SERIES



2015 NATIONAL CHAMPIONS

YEAR-BY-YEAR RESULTS

2018 (29-25)

COACH: Brian O'Connor

February

16 at UCF	L, 3-6
17 vs. Samford (40)	W, 10-4
18 vs. Rice (40)	W, 3-0
20 VMI	L, 4-9
23 Eastern Kentucky	L, 6-7
24 Eastern Kentucky	W, 12-3
25 Eastern Kentucky	W, 13-1
27 VMI	W, 10-9
28 William & Mary	W, 4-3 (11)

March

3 Yale	W, 5-4
3 Yale	L, 4-11
4 Yale	W, 7-6
6 Davidson	W, 12-1
9 at Duke*	L, 3-6
10 at Duke*	W, 3-0
10 at Duke*	L, 2-3 (11)
14 James Madison	W, 3-2
16 Boston College*	L, 2-6
17 Boston College*	W, 7-3
18 Boston College*	W, 10-9 (10)
23 at Miami*	L, 2-3 (11)
24 at Miami*	L, 0-1
25 at Miami*	L, 1-8
27 Longwood	W, 6-0
28 at VCU	L, 3-11
30 at Pittsburgh*	W, 10-7
31 at Pittsburgh*	L, 5-7

April

1 at Pittsburgh*	L, 1-4
3 Old Dominion	W, 4-0
6 Virginia Tech*	W, 9-0
6 Virginia Tech*	L, 4-5
8 Virginia Tech*	W, 6-5
11 Radford	W, 12-4
13 North Carolina*	W, 4-0
14 North Carolina*	L, 6-8
14 North Carolina*	L, 6-12
17 G. Washington	W, 3-2 (12)
18 Liberty	W, 14-3
20 at Louisville*	L, 4-5
21 at Louisville*	W, 5-4
22 at Louisville*	W, 2-1
27 Clemson*	L, 2-3
28 Clemson*	L, 4-5
29 Clemson*	L, 8-9

May

1 VCU	W, 2-0
11 Georgia Tech*	W, 8-6
12 Georgia Tech*	L, 1-5
14 Georgia Tech*	W, 8-4
15 Richmond	L, 3-11
17 at Wake Forest*	L, 4-7
18 at Wake Forest*	W, 15-3
19 at Wake Forest*	L, 12-18
22 vs. Fl. State (13)#	L, 2-3 (11)
24 vs. NC State (13)#	W, 4-2

2019 (32-24)

COACH: Brian O'Connor

February

15 vs. Vanderbilt ¹	L, 9-15
16 vs. TCU ¹	L, 4-9
17 vs. Cal State Fullerton ¹	L, 5-6
19 VMI	W, 9-0
22 Villanova	W, 7-2
22 Villanova	W, 7-3
24 Villanova	W, 10-2
26 William & Mary	L, 3-9

March

2 Seton Hall	L, 0-3
2 Seton Hall	W, 4-0
4 Wagner	W, 14-0
6 Wagner	W, 18-9
9 Duke*	W, 11-3
9 Duke*	L, 1-2
10 Duke*	L, 6-8
13 at Liberty	L, 5-14
15 at Georgia Tech*	W, 9-8
16 at Georgia Tech*	L, 3-7
17 at Georgia Tech*	L, 5-6
20 UConn	W, 6-3
22 Pittsburgh*	W, 13-3
23 Pittsburgh*	W, 7-5
24 Pittsburgh*	W, 5-2
26 Longwood	W, 13-4
27 Richmond	W, 5-1
29 at NC State*	W, 4-3
30 at NC State*	L, 0-3
31 at NC State*	L, 7-8

April

2 Old Dominion	W, 4-2
5 at Notre Dame*	L, 2-5
6 at Notre Dame*	W, 12-7
6 at Notre Dame*	W, 6-5
9 at James Madison	W, 9-3
10 Norfolk State	W, 14-4
12 Miami*	L, 6-9
13 Miami*	L, 1-2
14 Miami*	L, 1-3
16 Radford	W, 6-3
18 Florida State*	L, 2-14
19 Florida State*	L, 3-5
20 Florida State*	W, 13-3
23 Liberty	W, 6-3
24 James Madison	W, 2-1
26 at North Carolina*	W, 12-5
27 at North Carolina*	L, 4-5
28 at North Carolina*	L, 4-5
30 at VCU	W, 3-2

May

10 Louisville*	L, 7-15
10 Louisville*	W, 10-2
11 Louisville*	W, 12-6
14 VCU	W, 8-7
16 at Virginia Tech*	W, 8-6 (11)
17 at Virginia Tech*	W, 5-3
18 at Virginia Tech*	L, 4-8

22 vs. North Carolina (13)#	L, 2-3 (10)
23 vs. Miami (13)#	L, 3-10

KEY

- 1 - Norfolk, Va.
- 2 - Washington, D.C.
- 3 - Annapolis, Md.
- 4 - Greensboro, N.C.
- 5 - Richmond, Va.
- 6 - Gastonia, N.C.
- 7 - Front Royal, Va.
- 8 - Statesboro, Ga.
- 9 - East Carolina University
- 10 - Chapel Hill, N.C.
- 11 - Rollins College, Orlando, Fla.
- 12 - Madison, Va.
- 13 - Durham, N.C.
- 14 - Greenville, S.C.
- 15 - Clemson, S.C.
- 16 - Auburn, Ala.
- 17 - Jacksonville, Fla.
- 18 - Lynchburg, Va.
- 19 - Pulaski, Va.
- 20 - Florida A&M, Tallahassee, Fla.
- 21 - Prince William, Va.
- 22 - Salem, Va.
- 23 - Tuscaloosa, Ala.
- 24 - Fort Mill, S.C.
- 25 - St. Petersburg, Fla.
- 26 - Corvallis, Ore.
- 27 - Atlanta, Ga.
- 28 - Coral Gables, Fla.
- 29 - Fullerton, Calif.
- 30 - Irvine, Calif.
- 31 - Oxford, Miss.
- 32 - Omaha, Neb.
- 33 - Wilmington, N.C.
- 34 - Charleston, S.C.
- 35 - Myrtle Beach, S.C.
- 36 - Cary, N.C.
- 37 - Lake Elinore, Calif.
- 38 - Louisville, Ky.
- 39 - Fort Worth, Texas
- 40 - Orlando, Florida
- 41 - Scottsdale, Ariz.

* ACC Game
 # ACC Tournament
 + NCAA Regional
 ^ NCAA Super Regional
 ! College World Series

GAME-BY-GAME SERIES HISTORY VS ACC, 2020 OPPONENTS

BOSTON COLLEGE (21-6)
H: 14-1 | A: 7-4 | N: 0-1
UNDER BOC: 21-6

4/14/2006	H	W	8-3
4/15/2006	H	W	5-4
4/16/2006	H	W	5-0
5/17/2007	A	W	5-4 (10)
5/18/2007	A	W	11-3
3/21/2008	H	W	7-3
3/22/2008	H	W	5-4 (10)
3/23/2008	H	W	8-6
4/17/2009	A	W	8-3
4/18/2009	A	L	6-9
4/19/2009	A	W	2-0
3/19/2010	H	W	7-1
3/20/2010	H	W	4-3
3/21/2010	H	W	11-1
4/29/2011	A	W	17-0
4/30/2011	A	L	4-5 (11)
5/1/2011	A	W	4-0
2/17/2012	(41)	L	3-5
3/14/2014	H	W	8-3
3/15/2014	H	W	3-2 (12)
3/15/2014	H	W	2-1
4/8/2016	A	W	3-0
4/9/2016	A	L	2-3
4/10/2016	A	L	4-5 (13)
3/16/2018	H	L	2-6
3/17/2018	H	W	7-3
3/18/2018	H	W	10-9 (10)

BUCKNELL (23-1)
H: 21-0 | A: 0-0 | N: 0-0 |
UNKNOWN: 2-1
UNDER BOC: 13-0

1912	W	15-4	
1925	L	2-10	
1927	W	7-2	
3/24/1964	H	W	10-2
3/24/1970	H	W	11-2
2/26/2000	H	W	6-1 (7)
2/26/2000	H	W	5-4 (7)
2/27/2000	H	W	13-2
2/16/2002	H	W	10-3
2/16/2002	H	W	7-5 (7)
2/17/2002	H	W	8-0
2/18/2005	H	W	7-2
2/19/2005	H	W	2-0
2/19/2005	H	W	13-3
2/23/2007	H	W	2-0
2/24/2007	H	W	3-0
2/24/2007	H	W	13-2
2/20/2009	H	W	12-0
2/21/2009	H	W	7-0
2/21/2009	H	W	6-1
2/22/2009	H	W	11-1
3/2/2013	H	W	11-5
3/3/2013	H	W	9-1
5/30/2014	H	W	10-1

CLEMSON (56-108)
H: 32-44 | A: 16-56 | N: 7-9
UNDER BOC: 27-12

4/7/1955	A	L	2-3
4/8/1955	A	L	9-11
3/30/1956	H	W	7-3
3/31/1956	H	W	9-6
3/29/1957	A	W	6-2
5/11/1957	H	W	8-3
4/4/1958	A	L	1-10
4/14/1958	H	L	4-10
3/27/1959	A	L	1-13
4/15/1959	H	W	4-3
4/8/1960	A	L	5-15
4/19/1960	H	L	2-6
4/1/1961	A	L	9-23
4/22/1961	H	L	6-10
4/16/1962	H	L	2-11 (7)
4/16/1962	H	W	7-5
4/12/1963	H	W	5-4
4/13/1963	H	L	4-9
3/27/1964	A	L	1-9
3/28/1964	A	W	11-9
4/19/1965	H	L	2-5
4/20/1965	H	W	1-0
4/11/1966	A	L	4-8
4/12/1966	A	L	3-18
5/10/1967	H	W	7-2

5/11/1967	H	W	2-0
3/29/1968	A	L	4-6
4/11/1969	A	L	5-12
4/11/1969	A	L	3-9
5/16/1969	H	W	2-0
4/19/1970	H	L	3-5 (7)
4/19/1970	H	W	3-1 (7)
5/8/1970	A	L	2-6
5/6/1971	A	W	16-5
5/7/1971	A	L	2-7
5/6/1972	H	W	4-3
5/6/1972	H	W	5-2
5/7/1972	H	W	5-2
4/6/1973	A	W	6-4
4/15/1973	H	L	3-11
4/20-22/73*	H	L	1-3
4/19/1974	A	L	2-3 (16)
4/19/1974	A	W	4-1
4/26/1974#	H	W	3-2
4/28/1974#	H	L	6-9
4/4/1975	A	L	2-4
4/18/1975	H	L	3-6
4/16/1976	A	L	0-9
4/17/1976	A	L	0-9
4/16/1977	H	L	3-8
4/17/1977	H	L	4-26
3/16/1978	A	L	4-14
3/17/1978	A	L	3-4
4/25/1979	H	L	4-10
4/17/1980	A	L	1-3
4/18/1980	A	L	5-6
4/18/1981	H	L	7-11
4/19/1981	H	L	5-11
4/17/1982	A	L	1-9
4/18/1982	A	L	6-17
4/22/1982	A	W	6-4
4/14/1983	H	L	1-8
4/20/1983#	(10)	L	5-12
3/15/1984	A	L	2-6
3/16/1984	A	L	2-7
4/19/1984#	(13)	L	6-7
3/28/1985	H	W	19-1
4/20/1985#	(27)	L	8-10
3/12/1986	A	L	4-15
3/13/1987	A	L	4-6
3/14/1987	A	L	2-9
4/13/1987	H	L	4-11
3/12/1988	A	L	6-9
5/2/1988	H	L	3-8
5/3/1988	H	L	0-6
3/11/1989	A	L	4-10
3/12/1989	A	L	2-8
4/14/1989	H	L	0-8
4/20/1990	H	L	6-12
4/21/1990	H	L	3-19
4/22/1990	H	L	0-8
5/13/1990#	(14)	L	3-7
3/15/1991	A	L	2-5
3/16/1991	A	L	1-15
3/17/1991	A	L	8-12
5/14/1991#	(14)	L	4-7 (11)
3/20/1992	H	L	6-8
3/21/1992	H	L	3-5
3/22/1992	H	L	2-8
5/9/1992#	(14)	L	2-3 (10)
3/12/1993	A	L	1-15
4/1/1994	H	L	2-3
4/2/1994	H	L	6-11
4/3/1994	H	L	4-11
4/7/1995	A	L	4-5
4/8/1995	A	L	0-9
4/9/1995	A	L	2-5
3/29/1996	H	L	1-8
3/30/1996	H	W	2-3
3/31/1996	H	L	3-9
5/17/1996#	(13)	W	4-2
3/14/1997	A	L	2-3
3/15/1997	A	L	1-6
3/16/1997	A	L	3-7
4/3/1998	H	L	7-9
4/4/1998	H	W	7-6
4/5/1998	H	L	6-15
5/1/1999	A	W	9-3
5/1/1999	A	L	4-5 (11)
5/2/1999	A	L	5-12
5/13/2000	H	L	7-9
5/13/2000	H	W	11-0
5/14/2000	H	L	9-20

5/17/2000#	(24)	L	5-9
5/20/2000#	(24)	L	5-12
5/12/2001	A	L	1-8
5/12/2001	A	L	1-17
5/13/2001	A	L	4-5
5/16/2001#	(24)	W	7-3
5/11/2002	H	L	4-15
5/12/2002	H	L	2-15
5/13/2002	H	L	3-5
4/4/2003	A	L	4-9
4/5/2003	A	W	4-1
4/6/2003	A	L	2-9
4/9/2004	H	W	5-1
4/10/2004	H	W	4-3
4/10/2004	H	W	3-1
4/15/2005	A	L	4-13
4/16/2005	A	L	2-3
4/17/2005	A	W	9-2
5/25/2005#	(17)	W	8-1
5/28/2005#	(17)	W	5-4
3/17/2006	H	W	2-1
3/18/2006	H	W	10-2
3/19/2006	H	W	7-4
4/20/2007	A	W	5-3
4/21/2007	A	W	3-0
4/22/2007	A	L	1-2
5/21/2009	(13)	W	6-5
3/26/2010	H	W	4-3
3/27/2010	H	L	5-8
3/27/2010	H	W	3-1
3/11/2011	A	W	5-0
3/12/2011	A	W	8-7
3/13/2011	A	W	7-6
3/23/2012	H	W	6-3
3/24/2012	H	W	5-1
3/25/2012	H	W	5-3
5/24/2012	(4)	W	3-2
3/15/2013	A	W	6-5 (11)
3/16/2013	A	L	6-7
3/17/2013	A	W	8-5
4/11/2014	H	W	3-2
4/12/2014	H	L	1-7
4/13/2014	H	W	1-0
5/26/2016#	(13)	L	4-5
3/17/2017	A	W	2-0
3/18/2017	A	L	6-7
3/19/2017	A	L	1-12
5/26/2017#	(13)	W	10-2
4/27/2018	H	L	2-3
4/28/2018	H	L	4-5
4/29/2018	H	L	8-9

CORNELL (27-11-1)
H: 5-0 | A: 0-0 | N: 0-0 |
UNKNOWN: 22-11-1
UNDER BOC: 5-0

1891	W	1-0
1895	L	0-6
1895	L	2-11 or 6
1896	W	6-5
1899	W	14-5
1900	W	6-5
1901	L	2-9
1902	L	10-14
4/9/1904	W	7-6
3/29/1907	L	7-8
4/2/1908	L	2-4
4/3/1908	W	4-2
1912	W	2-1
1913	W	6-5
1913	W	12-3
1914	W	7-1
1914	L	3-5
1915	W	4-1
1915	W	2-1
1916	W	2-1
1916	W	3-2
1920	L	4-7
1921	L	2-3
1921	L	3-4
1922	L	0-8
1922	W	4-3
1923	T	10-10
1923	W	10-6
1924	W	3-0
1924	W	7-4
1925	W	1-0
1925	W	9-4

1928	W	8-1	
1939	W	8-1	
3/1/2008	H	W	12-2
3/2/2008	H	W	12-3
3/4/2011	H	W	12-1
3/5/2011	H	W	14-2
3/1/2015	(46)	W	5-4

DARTMOUTH (12-5)
H: 3-1 | A: 0-0 | N: 0-0
UNKNOWN: 9-4
UNDER BOC: 2-0

1891	W	18-4	
1891	W	5-0	
1892	W	11-2	
4/10/1907	H	L	3-4
4/13/1908	H	W	10-0
1921	W	8-5	
1925	L	1-3	
1931	L	2-11	
1936	L	3-7	
1937	W	7-5	
1940	L	6-7	
1940	W	6-5	
1941	W	6-1	
1947	W	8-4	
1950	W	5-1	
3/6/2010	H	W	14-3
3/7/2010	H	W	11-5

DUKE (102-62-1)
H: 52-10 | A: 38-25 | N: 1-6
UNKNOWN: 11-21-1
UNDER BOC: 35-16

1926	W	8-2	
1928	L	0-11	
1929	L	2-12	
1930	L	8-15	
1947	W	3-2	
5/7/1955	L	12-16	
4/14/1956	L	2-8	
5/8/1956	L	0-10	
4/20/1957	L	1-2	
5/4/1957	L	1-8	
4/8/1958	L	4-5	
4/24/1959	W	8-3	
5/16/1959	L	6-14	
4/15/1960	T	7-7	
5/10/1960	L	1-5 (8)	
5/10/1960	L	0-6 (7)	
4/15/1961	L	2-9	
5/19/1961	L	1-5	
4/28/1962	L	2-9	
5/10/1962	W	11-9	
4/20/1963	L	5-7	
5/11/1963	L	6-8	
4/18/1964	W	5-0	
5/8/1964	W	2-1	
4/9/1965	W	3-1	
4/30/1965	W	8-3	
4/16/1966	L	1-3 (11)	
4/29/1966	L	0-4	
4/8/1967	W	6-4	
4/21/1967	W	10-3	
4/12/1968	L	1-6	
4/12/1968	L	3-6	
5/3/1968	W	6-2	
4/17/1969	A	W	8-1
4/17/1969	A	L	0-1
5/2/1969	H	W	6-1
4/10/1970	A	L	5-8
5/2/1970	H	W	6-1 (7)
5/2/1970	H	W	5-1 (7)
4/9/1971	A	W	3-0
5/2/1971	A	W	3-0
4/15/1972	H	L	2-4
4/30/1972	A	W	4-3
4/14/1973	H	W	8-0
4/14/1973	H	W	6-3
4/7/1974	H	W	12-1
4/20/1974	A	W	2-1
4/6/1975	A	W	7-3
4/19/1975	H	W	13-9
4/4/1976	H	W	4-3 (11)

GAME-BY-GAME SERIES HISTORY VS ACC, 2020 OPPONENTS

4/21/2012	A	W	12-3
4/21/2012	A	W	10-3
5/10/2013	H	W	6-5
5/11/2013	H	W	17-8
5/12/2013	H	W	14-6
3/8/2014	A	W	3-2
3/8/2014	A	L	2-3
3/9/2014	A	W	2-1
5/8/2015	H	W	3-1
5/9/2015	H	L	7-9
5/10/2015	H	W	4-2
3/11/2016	A	W	6-0
3/12/2016	A	W	7-6
3/13/2016	A	L	0-3
3/24/2017	H	L	3-19
3/25/2017	H	W	13-6
3/26/2017	H	W	13-6
5/25/2017#	(13)	L	3-4
3/9/2018	A	L	3-6
3/10/2018	A	W	3-0
3/10/2018	A	L	2-3 (11)
3/9/2019	H	W	11-3
3/10/2019	H	L	1-2
3/10/2019	H	L	6-8

EAST CAROLINA (31-21)

H: 10-5 | A: 19-13 | N: 0-0

UNKNOWN: 2-3

UNDER BOC: 14-5

3/23/1967	W	13-0
3/24/1967	W	3-1 (11)
3/25/1968	L	4-7
3/26/1968	L	2-5
3/26/1968	L	4-11
3/22/1969	A	W 3-1
3/23/1969	A	L 5-8
3/27/1971	A	W 9-5
3/28/1971	A	W 1-0
3/25/1972	A	L 11-13
3/26/1972	A	W 6-2
3/10/1973	A	L 2-5
3/11/1973	A	W 7-4
3/18/1974	A	L 0-3
3/30/1979	A	W 11-9
3/16/1980	A	W 11-9
3/15/1981	A	W 6-5
3/15/1981	A	L 5-14
3/30/1982	H	L 10-18
3/16/1986	A	L 5-9
2/27/1988	A	L 10-11 (7)
2/27/1988	A	W 4-3 (7)
2/28/1988	A	W 6-5 (7)
4/12/1989	H	W 3-2
2/24/1990	A	L 3-5
2/24/1990	A	L 1-2
2/25/1990	A	L 3-8
4/24/1990	H	W 9-6
4/27/1996	H	W 7-4
4/28/1996	H	W 6-5
3/1/1997	A	L 10-13
3/1/1997	A	W 6-5 (7)
3/2/1997	A	W 15-2
2/13/1999	A	L 0-12
2/19/2010	A	W 6-2
2/20/2010	A	L 1-6
2/21/2010	A	W 14-11
2/25/2011	H	W 10-1
2/26/2011	H	W 4-3
2/27/2011	H	L 3-4
6/5/2011+	H	W 13-1
2/15/2013	A	W 14-4
2/16/2013	A	W 13-9
2/21/2014	H	W 3-2
2/22/2014	H	W 4-0
2/24/2014	H	W 6-2
2/13/2015	A	W 3-1
2/14/2015	A	W 9-2
2/14/2015	A	W 4-2
2/26/2016	H	L 5-8 (10)
2/27/2016	H	L 1-6
2/28/2016	H	W 4-2
6/4/2016	H	L 6-8

FLORIDA STATE (30-57)

H: 13-20 | A: 9-28 | N: 8-9

UNDER BOC: 22-22

4/4/1972	A	L	6-8
4/5/1972	A	L	7-14

3/24/1992	H	L	3-4
3/25/1992	H	L	7-13
3/16/1993	A	L	5-10
3/17/1993	A	L	0-11
3/18/1993	A	L	1-8
5/17/1993#	(14)	L	2-11
5/13/1994	H	W	1-0
5/14/1994	H	L	6-8
5/15/1994	H	L	1-13
3/13/1995	A	L	7-12
3/14/1995	A	W	2-1
5/17/1995#	(14)	L	0-6
5/10/1996	H	L	0-6
5/11/1996	H	W	9-7
5/12/1996	H	L	3-6
5/16/1996#	(13)	W	3-2
5/18/1996#	(13)	L	2-8
5/29/1996#	(13)	W	12-1
3/7/1997	A	L	2-8
3/8/1997	A	W	6-4
3/9/1997	A	L	2-20
5/9/1998	H	L	4-5
5/9/1998	H	L	2-11
5/10/1998	H	L	6-9
5/13/1998#	(13)	L	1-4
3/12/1999	A	L	3-10
3/13/1999	A	L	1-2
3/14/1999	A	L	3-11
4/1/2000	H	L	6-9
4/2/2000	H	W	2-1
4/2/2000	H	L	4-10
3/10/2001	A	L	2-9
3/10/2001	A	L	1-16
3/11/2001	A	L	1-2
3/15/2002	H	W	11-10
3/16/2002	H	L	3-8
3/16/2002	H	L	4-14
3/14/2003	A	L	1-9
3/15/2003	A	L	0-4
3/16/2003	A	L	4-5 (12)
5/24/2003#	(22)	L	0-2
5/7/2004	H	L	0-8
5/8/2004	H	W	15-2
5/9/2004	H	L	1-4
4/29/2005	A	L	1-8
5/1/2005	A	W	6-2
5/1/2005	A	L	2-7
5/24/2006#	(17)	W	6-2
5/26/2006#	(17)	L	0-11 (7)
4/4/2008	A	L	3-10
4/6/2008	A	L	2-3 (10)
4/6/2008	A	L	2-3 (10)
5/23/2008#	(17)	W	5-3
3/13/2009	H	W	15-2
5/24/2009#	(13)	W	6-3
3/12/2010	A	W	5-0
3/13/2010	A	W	9-8
3/14/2010	A	L	8-9
3/27/2010#	(4)	L	4-11
3/18/2011	H	W	4-3 (11)
3/19/2011	H	W	5-4 (11)
3/20/2011	H	L	11-12 (10)
5/29/2011	(13)	W	7-2
3/17/2012	A	L	3-12
3/18/2012	A	L	3-4
3/19/2012	A	L	5-7
5/26/2012	(4)	W	7-0
4/20/2013	H	W	9-2
4/20/2013	H	W	2-0
4/21/2013	H	W	5-2
5/25/2013	(13)	W	7-4 (12)
4/25/2014	A	W	5-3
4/26/2014	A	L	0-7
4/27/2014	A	W	4-3
5/24/2014 #	(4)	L	4-6
3/20/2015	H	W	8-4
3/21/2015	H	L	10-12
3/22/2015	H	L	1-13
4/28/2017	A	L	4-6
4/29/2017	A	W	8-0
4/30/2017	A	W	7-5
5/22/2018 #	(13)	L	2-3 (11)
4/18/2019	H	L	2-14
4/20/2019	H	L	3-5
4/20/2019	H	W	13-3

GEORGE WASHINGTON (25-12)

H: 16-3 | A: 3-1 | N: 0-1 |

UNKNOWN: 6-7

UNDER BOC: 14-1

4/19/1905	H	W	22-1
5/9/1906	H	L	2-3
4/16/1907	H	W	8-1
1941	L		2-8
1942	L		5-6
1947	W		16-6
1947	W		9-7
4/17/1948	A	L	5-6
1950	W		8-1
1950	L		0-2
1951	W		23-7
1952	L		7-14
1952	L		5-12
4/14/1953	L		7-8
4/4/1953	W		5-1
4/23/1954	W		10-7
5/5/1954	L		1-5
3/29/1969	A	W	16-14
3/23/1984	H	W	16-15
3/27/1986	H	L	10-11
2/28/1988	(9)	L	6-12 (7)
4/30/1996	A	W	3-0
2/28/2006	H	W	11-5
2/17/2007	H	W	11-0
2/18/2007	H	W	11-1
2/19/2007	H	W	15-2
3/26/2008	H	L	5-17
3/4/2009	H	W	17-4
2/24/2010	H	W	5-2
3/29/2011	H	W	2-0
4/11/2012	H	W	16-4
2/27/2013	H	W	11-0
4/2/2014	H	W	10-0
4/6/2016	H	W	15-3
3/7/2017	A	W	7-1
4/5/2017	H	W	11-1
4/17/2018	H	W	3-2 (12)

GEORGIA TECH (57-75-2)

H: 31-27 | A: 21-41-2 | N: 5-7

UNDER BOC: 31-20-1

4/28/1924	H	W	8-4
4/29/1924	H	L	1-3
5/6/1924	A	W	7-4
4/30/1926	H	W	7-6
4/2/1926	H	L	6-7
4/2/1973	A	W	6-4
4/3/1973	A	T	11-11
3/4/1974	A	W	14-6
3/5/1974	A	L	2-4
3/7/1974	A	L	3-8
3/6/1976	A	W	9-7
3/7/1976	A	L	2-3
4/19/1980	A	W	5-4
4/20/1980	A	W	10-8
4/16/1981	H	W	11-1
4/17/1981	H	W	10-8
4/22/1981 #	(10)	L	2-5
4/16/1982	A	L	4-6 (7)
4/16/1982	A	L	2-12 (7)
3/22/1983	H	L	8-19
3/23/1983	H	W	15-2
4/21/1983 #	(10)	W	8-1
3/9/1984	A	L	2-7
3/10/1984	A	W	13-1
3/30/1985	H	L	4-8
3/31/1985	H	W	9-4
3/8/1986	A	L	7-9
3/9/1986	A	L	4-18
3/12/1987	A	L	2-18
3/28/1987	H	W	3-2
3/29/1987	H	W	19-3
3/19/1988	A	L	10-11 (10)
3/20/1988	A	W	12-9
3/27/1988	H	L	2-13
5/14/1988 #	(14)	L	4-5
3/10/1989	A	L	0-18
4/16/1989	H	L	2-3
4/16/1989	H	L	2-6
5/13/1989 #	(14)	L	0-3
3/9/1990	A	L	6-17
3/10/1990	A	L	4-9
3/11/1990	A	L	6-13
3/25/1991	H	W	6-5

3/26/1991	H	L	1-11
3/27/1991	H	L	0-13
5/13/1991 #	(14)	L	3-9
3/13/1992	A	L	3-4 (7)
3/13/1992	A	L	4-10 (7)
3/14/1992	A	L	4-5 (10)
3/26/1993	H	L	3-6 (10)
3/28/1993	H	W	3-2 (7)
3/28/1993	H	L	5-7 (7)
3/11/1994	A	L	1-4
3/1/1994	A	L	2-6
3/13/1994	A	L	6-7
4/21/1995	H	W	2-1
4/22/1995	H	L	13-18
4/23/1995	H	W	4-1
5/18/1995 #	(14)	L	2-3
3/16/1996	A	L	6-7
3/16/1996	A	L	4-5
3/17/1996	A	L	5-13
5/18/1996 #	(13)	W	8-4
4/13/1997	H	L	2-8
4/13/1997	H	L	2-4 (7)
4/13/1997	H	W	10-8 (7)
4/6/1998	A	L	3-5
3/7/1998	A	L	4-27
4/2/1999	H	W	7-6 (14)
4/3/1999	H	L	6-7
4/4/1999	H	W	6-5
4/14/2000	A	L	4-8
4/15/2000	A	L	1-5
4/16/2000	A	L	6-12
3/30/2001	H	W	3-1
3/31/2001	H	L	3-10
4/1/2001	H	L	9-13
4/26/2002	A	W	5-1
4/27/2002	A	L	2-3 (12)
4/28/2002	A	L	3-9
5/9/2003	H	L	0-7
5/10/2003	H	L	2-5
5/11/2003	H	L	0-1
3/12/2004	A	W	4-3
3/13/2004	A	W	2-1
3/14/2004	A	W	8-5 (10)
4/22/2005	H	W	4-2
4/23/2005	H	W	9-2
4/24/2005	H	W	2-1
5/29/2005 #	(17)	L	3-4
3/10/2006	A	L	2-8
3/11/2006	A	L	6-7
3/12/2006	A	W	6-3
4/13/2007	H	L	1-2 (11)
4/14/2007	H	W	7-6
5/24/2007 #	(17)	W	4-1
5/15/2008	H	W	4-2
5/16/2008	H	L	8-14
5/17/2008	H	L	7-9
4/11/2009	A	L	6-7
4/11/2009	A	W	11-10
4/12/2009	A	T	4-4
4/9/2010	H	W	7-4
4/10/2			

GAME-BY-GAME SERIES HISTORY VS ACC, 2020 OPPONENTS

LIBERTY (39-21-1)
H: 25-9-1 | A: 13-12 | N: 1-0
UNDER BOC: 15-2

3/16/1976	H	W	16-6
3/30/1977	A	L	2-3
4/6/1978	H	W	5-1
4/29/1981	A	L	6-9
5/5/1981	H	L	4-10
4/13/1982	H	W	26-5
5/4/1982	A	L	10-12
3/7/1984	H	W	4-3
4/1/1985	H	L	14-16
4/29/1985	A	W	5-3
3/24/1986	H	L	5-9
4/29/1986	A	L	2-3
3/2/1987	A	L	3-5
4/20/1987	H	W	8-6
4/21/1988	H	W	11-2
4/3/1989	A	W	10-7
4/21/1989	H	W	15-3
2/28/1990	H	W	17-5
4/30/1990	A	L	0-4
2/25/1991	H	T	5-5 (7)
4/18/1991	A	L	2-6
3/2/1992	A	W	13-5
3/19/1992	H	L	5-6
3/10/1993	A	W	6-2
3/31/1993	H	W	4-2
4/28/1994	H	L	6-7 (10)
5/3/1994	H	W	4-1
3/2/1995	H	L	3-5
5/1/1995	A	W	13-1
2/28/1996	H	W	7-2
3/6/1996	A	L	4-5
3/4/1997	H	W	8-5
3/10/1998	A	W	11-8
3/11/1998	H	W	8-4
3/23/1999	A	L	4-5
4/27/1999	H	W	11-6
2/23/2000	A	L	5-6
2/25/2000	H	L	6-9 (8)
3/1/2001	A	W	13-10
4/10/2001	H	L	4-5 (11)
3/5/2002	A	L	7-9
4/23/2002	H	W	5-3
2/24/2003	A	W	15-5
4/2/2003	H	W	3-0
5/18/2004	A	W	6-4
5/19/2004	H	W	5-4
4/5/2005	A	W	10-2
4/9/2008	H	W	7-3
4/28/2009	H	W	5-2
2/28/2012	H	L	0-8
3/13/2013	H	W	7-2
4/2/2013	A	W	2-0
5/7/2014	H	W	8-2
3/25/2015	A	W	10-7
4/22/2015	H	W	5-2
5/3/2016	A	W	7-3
2/17/2017	(36)	W	10-2
5/2/2017	H	W	8-7
4/18/2018	H	W	14-3
3/13/2019	A	L	5-14
4/23/2019	H	W	6-3

LONGWOOD (15-2)
H: 14-1 | A: 1-1 | N: 0-0
UNDER BOC: 11-0

3/17/1980	H	W	10-8
4/11/1980	A	L	12-13
4/20/1981	H	W	11-5
3/12/1982	A	W	8-4
4/19/1982	H	W	13-11
4/9/1984	H	L	1-2
4/2/1985	H	W	3-2
3/8/2005	H	W	8-0
4/20/2005	H	W	5-1
4/12/2006	H	W	6-4
3/28/2007	H	W	4-3
4/8/2008	H	W	6-0
3/26/2014	H	W	8-1
4/21/2015	H	W	14-4
4/13/2016	H	W	9-4
4/18/2017	H	W	13-2
3/27/2018	H	W	6-0
3/26/2019	H	W	13-4

LOUISVILLE (7-9)
H: 1-5 | A: 5-4 | N: 1-0
UNDER BOC: 7-9

4/4/2015	H	L	1-8
4/5/2015	H	L	4-11
4/6/2015	H	L	0-4
3/25/2016	A	W	6-3
3/26/2016	A	L	4-11
3/27/2016	A	L	0-15
5/28/2016#	(13)	W	7-2
3/31/2017	H	L	2-5
4/1/2017	H	W	11-2
4/2/2017	H	L	3-4
4/20/2018	A	L	4-5
4/21/2018	A	W	5-4
4/22/2018	A	W	2-1
5/10/2019	A	L	7-15
5/10/2019	A	W	10-2
5/11/2019	A	W	12-6

MIAMI (FLA.) (28-32)
H: 13-14 | A: 13-14 | N: 2-4
UNDER BOC: 26-27

5/25/1985 +	(28)	L	6-11
3/27/2001	A	W	5-0
3/28/2001	A	L	1-5
3/29/2001	A	L	6-12
4/11/2003	H	L	1-6
4/12/2003	H	L	4-10
4/13/2003	H	W	17-2 (7)
4/23/2004	A	L	0-8
4/24/2004	A	L	3-22
4/25/2004	A	W	4-3
5/13/2005	H	L	0-1
5/14/2005	H	L	6-7
5/15/2005	H	W	4-3
4/21/2006	A	W	8-2
4/22/2006	A	W	15-7
4/23/2006	A	L	8-9 (10)
3/23/2007	H	W	4-1
3/24/2007	H	W	3-0
3/25/2007	H	L	2-4
3/25/2008	A	L	0-1
3/26/2008	A	L	3-4 (10)
3/27/2008	A	L	0-10
5/25/2008 #	(17)	L	4-8
3/20/2009	H	W	9-4
3/21/2009	H	L	3-4
3/22/2009	H	L	5-7 (8)
5/20/2010	A	L	4-5 (11)
5/21/2010	A	W	3-1
5/22/2010	A	W	7-4
5/29/2010 #	(4)	W	12-8
5/13/2011	H	L	2-6
5/14/2011	H	W	3-2
5/15/2011	H	W	5-4
5/27/2011 #	(13)	W	6-4
4/28/2012	A	W	7-3
4/29/2012	A	W	7-4
4/30/2012	A	W	7-4
3/29/2013	H	W	15-4
3/30/2013	H	W	8-1
3/31/2013	H	L	3-4
3/22/2014	A	L	1-7
3/23/2014	A	W	8-3 (11)
3/24/2014	A	W	5-3
4/17/2015	H	W	5-4
4/18/2015	H	W	5-2
4/19/2015	H	L	6-8
5/20/2015 #	(4)	L	5-9
4/22/2016	A	W	6-5
4/23/2016	A	L	2-9
4/24/2016	A	W	7-3
5/13/2017	H	L	1-5
5/13/2017	H	W	13-6
5/14/2017	H	W	7-4
3/23/2018	A	L	2-3 (11)
3/24/2018	A	L	0-1
3/25/2018	A	L	1-8
4/13/2019	H	L	6-9
4/13/2019	H	L	1-2
4/14/2019	H	L	1-3
5/23/2019	(13)	L	3-10

NC STATE (75-120-1)
H: 29-33-1 | A: 22-49 | N: 9-13
UNKNOWN: 15-25
UNDER BOC: 19-26

1903	W	40	
4/21/1904	A	W	11-3
4/25/1906	W	12-0	
5/5/1906	A	L	4-5
1925	L	6-8	
1925	L	2-3	
1928	W	3-2	
1928	L	4-6	
1929	W	7-2	
1930	L	3-4	
1930	L	5-10	
1931	W	6-1	
1933	L	1-4	
1934	W	7-6	
4/19/1955	L	2-13	
5/6/1955	L	3-5	
4/20/1956	L	2-6	
5/17/1956	L	8-27	
4/18/1957	L	3-4	
4/29/1957	W	19-6	
4/7/1958	L	5-8	
4/21/1958	W	3-2	
4/25/1959	W	4-3 (7)	
4/25/1959	W	11-4 (7)	
4/23/1960	L	4-15	
5/2/1960	L	6-13	
5/5/1961	L	3-10	
5/12/1961	L	2-4	
4/20/1962	L	9-10	
5/4/1962	L	6-14	
4/26/1963	W	15-7	
5/3/1963	W	9-8 (10)	
4/24/1964	W	2-1	
5/1/1964	L	3-5	
5/13/1965	L	3-6	
5/14/1965	L	4-10	
4/22/1966	W	4-0	
5/6/1966	L	0-2	
4/15/1967	W	4-3	
5/5/1967	L	3-5	
5/11/1968	L	1-4	
5/11/1968	L	1-6	
4/26/1969	H	L	3-11
5/9/1969	A	W	7-6
5/9/1969	A	W	4-3
4/24/1970	A	L	5-6
5/15/1970	H	W	8-4 (7)
5/15/1970	H	W	11-1 (7)
4/18/1971	H	L	0-3
4/25/1971	A	W	3-1
4/8/1972	A	W	3-1
4/8/1972	A	L	1-5
3/25/1973	H	T	1-1
4/7/1973	A	W	5-1
4/7/1973	A	L	3-6
4/19/1973*	H	W	2-1
4/20-22/73*	H	L	3-9
3/31/1974	A	L	5-7
4/14/1974	H	L	3-8
4/27/1974 #	H	L	1-3
4/13/1975	A	L	0-2
4/13/1975	A	L	1-4
3/28/1976	A	W	3-2
4/11/1976	H	L	3-8
3/27/1977	H	L	0-6
4/10/1977	A	L	1-8
4/1/1978	H	L	4-17
4/15/1978	A	W	5-2
4/8/1979	A	W	6-4
4/21/1979	H	W	5-4
3/23/1980	H	W	3-2
4/12/1980	A	L	1-6
4/24/1980	A	L	1-3
3/29/1981	A	L	3-12
4/4/1981	H	W	18-6
3/14/1982	A	W	12-8
4/11/1982	H	L	5-12
3/26/1983	H	W	4-2
4/16/1983	A	W	8-7
3/25/1984	A	L	0-1
4/15/1984	H	L	3-14
4/18/1984 #	(13)	L	0-10
3/17/1985	H	W	22-6
3/23/1985	A	L	2-3

4/18/1985 #	(27)	W	7-0
3/21/1986	H	L	4-6
3/30/1986	A	L	1-2
4/5/1986	H	L	1-2
4/11/1987	A	L	3-21 (7)
4/11/1987	A	L	3-5 (7)
5/13/1987 #	(14)	L	2-4
4/10/1988	A	L	3-21
4/16/1988	H	L	8-13
4/17/1988	H	W	12-11
5/13/1988 #	(14)	W	6-1
3/31/1989	H	W	14-7
4/8/1989	A	L	4-9
5/15/1989 #	(14)	L	8-11
3/23/1990	A	L	1-10
3/24/1990	A	L	6-7
3/25/1990	A	W	12-7
5/12/1990 #	(14)	W	14-1
4/19/1991	H	W	8-4
4/20/1991	H	W	6-2
4/21/1991	H	L	1-2
5/11/1991 #	(14)	W	4-3
4/17/1992	A	W	5-1
4/18/1992	A	L	3-6
4/19/1992	A	L	1-2
4/17/1993	H	L	2-4 (7)
4/17/1993	H	L	2-8 (7)
4/18/1993	H	L	3-8
5/15/1993 #	(14)	L	5-7
3/25/1994	A	L	6-8
3/26/1994	A	L	2-3
3/27/1994	A	L	8-20
3/24/1995	H	L	5-7
3/25/1995	H	W	10-8
3/26/1995	H	L	4-8
3/9/1996	A	W	12-1
3/10/1996	A	L	3-9
3/10/1996	A	L	0-1(7)
5/15/1996 #	(13)	W	5-1
3/21/1997	H	W	6-1
3/22/1997	H	L	3-0
3/23/1997	H	W	5-4
5/14/1997 #	(25)	L	2-4
3/21/1998	A	L	2-14
3/22/1998	A	L	5-6
3/22/1998	A	W	9-7 (7)
5/14/1998 #	(13)	L	1-4
3/26/1999	H	L	1-2
3/27/1999	H	L	3-8
3/28/1999	H	W	9-6
5/20/1999 #	(13)	L	6-9
3/17/2000	A	L	13-16
3/18/2000	A	L	2-4
3/19/2000	A	W	3-1
5/18/2000 #	(24)	W	9-5 (10)
3/23/2001	H	W	8-7
3/24/2001	H	W	10-2
3/25/2001	H	L	3-10
5/18/2001 #	(24)	L	2-6
5/17/2002	A	L	2-10
5/18/2002	A	L	7-12
5/18/2002	A	L	8-10
5/23/2002 #	(22)	L	5-6 (10)
4/19/2003	H	L	1-7
4/19/2003	H	L	2-3
4/20/2003	H	W	8-3
5/22/2003 #	(22)	L	6-10
3/26/2004	A	W	9-2
3/27/2004	A	L	1-12
3/28/2004	A	L	7-8
5/27/2004 #	(22)	L	5-6
4/8/2005	H	W	2-0
5/9/2005	H	L	0-6
5/10/2005	H	L	2-3
5/26/2005 #	(17)	W	12-2 (7)
3/31/2006	A	L	2-10
4/1/2006			

GAME-BY-GAME SERIES HISTORY VS ACC, 2020 OPPONENTS

1921	L	3-5	4/6/1968	A	L	2-3	4/21/2000	H	W	6-5	OKLAHOMA (2-3)	PITTSBURGH (19-5)
1921	L	3-7	4/6/1968	A	W	4-1	4/22/2000	H	L	4-5	H: 1-3 A: 0-0 N: 1-0	H: 7-0 A: 6-3 N: 2-1
1921	L	2-3	5/10/1968	H	L	0-6	4/23/2000	H	W	10-6	UNDER BOC: 1-3	UNKNOWN: 4-1
1922	L	0-6	4/25/1969	H	L	1-3	4/13/2001	A	L	6-10	1/31/1999 (35) W 12-4	UNDER BOC: 14-4
1922	L	0-4	4/25/1969	H	L	1-6	4/14/2001	A	L	6-7	6/12/2010 ^ H W 3-2	1940 W 19-5
1922	L	0-7	5/10/1969	A	L	0-5	4/15/2001	A	W	5-2	6/13/2010 ^ H L 7-10	1941 W 6-5
1922	L	0-6	3/3/1970	H	L	1-7	3/29/2002	H	L	4-15	6/14/2010 ^ H L 0-11	4/3/1959 W 7-4
1923	L	1-2	4/25/1970	A	L	0-4 (7)	3/30/2002	H	L	0-5	6/3/2012 + H L 4-5	4/23/1962 W 4-2
1923	L	3-12	4/25/1970	A	W	6-1 (7)	3/31/2002	H	W	8-3		4/20/1966 L 1-7
1923	W	4-3	4/24/1971	A	L	5-12	5/22/2002 # (22)	L	10-11		OLD DOMINION (30-33-2)	3/24/1981 H W 11-4
1924	L	4-7	4/27/1971	H	W	5-4	5/16/2003	A	W	6-4	H: 19-12-2 A: 9-18 N: 1-0 	4/4/2014 A W 4-0
1924	L	2-3	4/9/1972	A	L	1-8	5/16/2003	A	L	3-4 (10)	UNKNOWN: 1-3	4/5/2014 A L 1-2
1924	L	8-13	3/24/1973	H	L	5-6	5/17/2003	A	W	7-5 (10)	UNDER BOC: 9-7	4/6/2014 A W 3-0
1925	L	6-8	4/8/1973	A	L	2-6	3/19/2004	H	L	3-5 (11)	3/29/1965 L 1-9	3/7/2015 (36) L 0-1
1925	W	4-1	4/21/1974	A	L	0-5	3/20/2004	H	L	4-8	4/7/1966 L 3-6	3/7/2015 (36) W 2-1
1925	W	2-1	4/21/1974	A	L	5-6	3/21/2004	H	W	6-2	4/1/1967 L 4-5	3/8/2015 (36) W 10-3
1926	W	7-3	4/5/1975	A	L	1-5	4/1/2005	A	L	7-8 (14)	4/15/1968 W 2-1	4/30/2016 A W 5-1
1926	L	4-12	4/20/1975	H	W	3-2	4/2/2005	A	L	5-10	3/28/1969 A L 2-5	4/30/2016 A W 7-6
1926	W	6-2	4/24/1975 #	A	L	2-5	4/3/2005	A	L	2-3 (11)	5/13/1970 H W 6-3	5/1/2016 A W 9-1
1927	L	7-10	4/3/1976	H	L	0-19	5/12/2006	H	W	4-1	4/2/1971 A W 9-6	4/7/2017 H W 12-1
1927	W	6-2	4/18/1976	A	L	3-4	4/13/2006	H	L	0-5	5/5/1972 H L 4-6	4/8/2017 H W 5-2
1927	L	10-11	4/22/1976 # (15)	W	8-6	5/14/2006	H	W	9-2	4/30/1973 A W 7-5	4/9/2017 H W 4-3	
4/14/1928	H	L	4/15/1977	H	W	8-3	3/17/2007	A	W	7-2 (11)	3/28/1974 H W 7-3	3/30/2018 A W 10-7
5/11/1928	W	5-3	4/15/1977	H	L	4-7	3/18/2007	A	W	9-6	4/14/1976 H W 16-5	3/31/2018 A L 5-7
5/12/1928	(4)	L	4/2/1978	H	L	11-12	3/18/2007	A	L	4-9	4/13/1977 A W 16-0	4/1/2018 A L 1-4
4/13/1929	H	L	4/8/1978	A	W	8-4	5/26/2007 (17)	L	0-5	4/5/1978 H W 12-4	3/22/2019 H W 13-3	
5/10/1929	A	L	4/7/1979	A	L	2-4	5/9/2008	H	L	3-9	4/29/1979 A W 6-4	3/23/2019 H W 7-5
5/11/1929	(4)	L	4/22/1979	H	W	3-2	5/10/2008	H	L	2-5	4/29/1979 A W 10-5	3/24/2019 H W 5-2
4/12/1930	H	L	3/22/1980	H	L	6-11	5/11/2008	H	W	5-4 (6)	3/24/1980 A W 7-5	
5/9/1930	(4)	L	3/28/1981	A	W	9-8	5/21/2008 (17)	W	8-7 (11)	4/28/1980 H L 2-5	RADFORD (21-4-1)	
4/11/1931	H	L	3/16/1982	A	L	2-5	3/27/2009	A	L	3-4	5/2/1981 H W 4-3	H: 14-2-1 A: 4-2 N: 3-0
5/8/1931	A	L	4/10/1982	H	W	9-8	3/28/2009	A	W	5-2	5/2/1981 H W 2-0	UNDER BOC: 10-1
5/9/1931	(4)	L	4/21/1982 #	A	W	6-3	3/29/2009	A	L	5-6	4/26/1983 A L 2-5	4/29/1988 (7) W 16-1
4/8/1932	H	W	4/25/1982 #	A	L	2-3 (12)	5/22/2009 (13)	W	11-1 (8)	4/26/1983 A L 0-5	3/16/1989 H W 17-4	
5/6/1932	A	L	4/17/1983	A	L	5-11 (7)	5/15/2010	H	W	3-2	4/9/1985 H W 5-4 (10)	5/1/1990 H L 9-11
4/10/1934	H	L	4/17/1983	A	L	0-8 (7)	5/15/2010	H	W	5-1	4/23/1985 A L 1-3	2/26/1991 H T 5-5
5/4/1934	A	L	4/24/1983 # (10)	L	4-5 (11)	5/16/2010	H	W	5-3	4/2/1986 H L 2-6	5/2/1993 A L 11-16	
5/3/1935	(4)	L	3/24/1984	A	L	4-10	5/19/2011	A	L	0-6	4/24/1986 A L 2-11	5/3/1993 H W 8-0
5/4/1935	(4)	W	4/14/1984	H	L	1-5	5/20/2011	A	L	1-2	4/1/1987 H W 4-3	4/19/1994 (19) W 9-3
5/1/1936	A	L	3/16/1985	H	W	7-6	5/21/2011	A	L	2-3	4/21/1987 A L 1-5	5/12/1995 H W 9-7
4/30/1937	A	T	3/24/1985	A	L	5-6	5/28/2011 (13)	W	3-2	4/12/1988 H T 3-3 (10)	4/2/1996 A W 6-1	
5/1/1937	A	L	4/19/1985 # (27)	W	10-3	4/13/2012	H	L	1-2 (10)	3/29/1989 H W 9-8	2/26/1997 H W 9-4	
1938	L	3-6	3/21/1986	H	L	4-6	4/14/2012	H	L	2-6	4/25/1989 A W 10-4	4/20/1998 A W 14-3
1938	L	5-9	3/29/1986	A	L	14-15	4/15/2012	H	L	3-5	3/1/1990 A L 5-7	3/4/1999 H W 5-2
4/15/1939	H	W	5/14/1986 # (13)	L	4-5	5/16/2013	A	W	10-4	3/21/1990 H L 6-8	4/5/2001 A L 5-6	
1939	L	4-15	5/16/1986 # (13)	L	7-9	5/17/2013	A	L	5-8	3/5/1991 A L 2-5	3/6/2002 H W 5-1	
4/25/1940	H	L	4/12/1987	A	L	6-10	5/18/2013	A	W	8-7 (11)	3/2/2003 A W 11-0	4/27/2004 H W 3-2
5/4/1940	A	L	4/19/1987	H	L	1-4 (7)	4/18/2014	H	W	3-2	3/4/1992 A L 0-3	3/11/2008 H W 8-2
1941	L	7-8	4/19/1987	H	L	1-9 (7)	4/19/2014	H	W	3-1	4/28/1992 H W 4-1	3/31/2009 (22) W 12-2
4/23/1942	H	L	4/9/1988	A	L	1-12 (7)	4/20/2014	H	L	2-4	3/30/1993 H L 2-6 (7)	4/7/2010 H W 12-2
5/2/1942	A	L	4/9/1988	A	W	13-5 (7)	5/23/2014 # (4)	W	3-2	3/30/1993 H L 3-6 (7)	4/5/2011 H W 2-0	
5/1/1943	(4)	W	4/15/1988	A	L	9-14	5/14/2015	A	W	2-1 (10)	4/19/2011 A W 12-0	4/24/2012 H W 3-2 (11)
4/11/1946	H	L	5/11/1988 # (14)	L	1-13	5/15/2015	A	W	6-2	2/23/1995 A L 0-18	4/10/2013 H L 8-9	
4/4/1947	A	W	4/1/1989	H	L	3-4 (10)	5/16/2015	A	W	8-2	3/29/1995 H L 2-13	4/19/2016 H W 11-3
5/8/1947	H	L	4/2/1989	H	L	5-10	4/15/2016	H	W	7-4	2/19/1996 H W 3-2	4/11/2018 H W 12-4
3/26/1948	A	L	4/9/1989	A	L	4-5 (14)	4/16/2016	H	L	1-8	3/27/1997 A L 5-9	4/16/2019 H W 6-3
5/6/1948	H	W	4/13/1990	H	L	7-10 (11)	4/17/2016	H	W	15-9	3/25/1998 H L 6-7	
4/14/1949	A	L	4/14/1990	H	L	7-13	3/10/2017	A	L	4-9	2/24/1999 A L 0-1	
5/7/1949	H	T	4/15/1990	H	W	6-5	3/11/2017	A	W	2-1	2/16/2000 H T 14-14 (8)	
5/4/1950	H	W	5/15/1990 # (14)	L	3-7	3/11/2017	A	L	2-12	2/22/2002 (36) W 12-4	RICHMOND (86-59-2)	
3/22/1951	A	W	4/12/1991	A	L	1-3	4/13/2018	H	W	4-0	3/14/2002 A L 2-4	H: 36-13 A: 20-14-1 N: 1-0
3/22/1952	A	L	4/13/1991	A	L	4-6	4/14/2018	H	L	6-8	4/15/2003 H W 8-3	UNKNOWN: 29-32-1
4/18/1953	H	L	4/14/1991	A	W	7-1	4/14/2018	H	L	6-12	3/17/2004 A L 4-5	UNDER BOC: 14-1
3/24/1954	A	L	5/13/1991 # (14)	W	5-1	4/26/2019	A	W	12-5	2/16/2005 A L 6-9	4/20/1889 H W 13-4	
4/29/1955	H	L	4/10/1992	H	L	5-7	4/27/2019	A	L	4-5	2/23/2005 H W 8-0	4/12/1890 H L 5-9
4/13/1956	A	L	4/11/1992	H	L	4-5	4/28/2019	A	L	4-5	2/15/2006 H L 1-5	5/4/1897 H W 9-4
4/9/1957	H	L	4/12/1992	H	W	13-3	5/22/2019 (13)	L	2-3 (10)	5/16/2006 A W 11-10	4/20/1898 H L 6-8	
4/10/1957	A	L	4/9/1993	A	L	4-9				2/27/2008 H W 7-3	4/21/1898 H L 12-19	
5/3/1958	A	L	4/10/1993	A	L	1-4	NOTRE DAME (10-5)			4/17/2013 H W 10-9 (10)	3/17/1906 H W 13-5	
5/10/1958	H	L	4/11/1993	A	L	2-9	H: 4-2 A: 5-1 N: 1-2			4/1/2014 H W 7-1	1918 W 10-8	
5/2/1959	H	L	4/8/1994	H	L	1-2	UNDER BOC: 7-3			4/29/2014 A L 1-8	1919 W 5-4	
5/8/1959	A	L	4/9/1994	H	L	1-2	3/22/1991	H	W	12-6 (7)	3/11/2015 H L 5-14	1921 W 3-1
4/25/1960	A	L	4/10/1994	H	L	6-8	3/24/1991	H	L	0-12 (7)	4/28/2015 A L 1-3	1922 L 1-4
5/3/1960	A	L	3/17/1995	A	L	0-5	3/24/1991	H	W	5-2	3/30/2016 H L 4-5	1923 L 6-19
5/6/1961	H	W	3/18/1995	A	L	11-12 (10)	5/23/1996+	(23) L	1-12	4/26/2016 A W 8-4	1926 L 6-7	
5/6/1961	H	W	3/19/1995	A	L	5-6	5/25/1996+	(23) W	7-1	4/4/2017 H W 18-5	1927 W 7-0	
4/21/1962	A	W	3/23/1996	H	W	15-0	3/28/2015	A	W	9-1	4/3/2018 H W 4-0	1928 L 1-6
5/5/1962	H	W	3/24/1996	H	L	4-5	3/28/2015	A	W	4-2	4/2/2019 H W 4-2	1932 W 5-3
4/27/1963	H	W	3/25/1996	H	W	9-7	3/29/2015	A	W	5-4		1934 L 0-12
5/4/1963	A	L	4/18/1997	A	L	4-6	5/22/2015# (4)	L	2-8			1935 W 0-4
4/25/1964	H	L	4/19/1997	A	W	13-2	4/21/2017	H	W	14-4		1935 W 4-3
5/2/1964	A	L	4/20/1997	A	L	9-11 (12)	4/21/2017	H	L	2-8		1936 L 0-3
5/8/1965	H	W	3/27/1998	H	L	5-6	4/22/2017	H	W	9-0		1936 W 4-2
5/15/1965	A	L	3/28/1998	H	W	18-5	4/5/2019	A	L	2-5		5/8/1937 A L 1-12
4/23/1966	A	L	3/29/1998	H	W	12-7	4/6/2019	A	W	12-7		5/11/1937 H W 4-1
5/7/1966	H	L	4/16/1999	A	L	9-10	4/6/2019	A	W	6-5		1938 W 1-0
4/14/1967	H	L	4/17/1999	A	L	2-3						1938 W 7-1
5/5/1967	A	L	4/18/1999	A	L	5-6						1939 W 2-1

GAME-BY-GAME SERIES HISTORY VS ACC, 2020 OPPONENTS

1939	L	0-7	4/5/1994	A	W	6-4	5/12/2009	H	W	4-1	4/22/1957	A	L	3-7	3/28/2008	H	W	10-1	
1940	W	2-1	4/7/1994	H	W	9-5	4/25/2012	A	W	7-5	5/17/1957	H	W	5-1	3/29/2008	H	W	9-2	
1940	W	5-4	3/28/1995	A	L	7-8	5/4/2010	H	W	10-5	5/8/1958	A	W	6-5	3/30/2008	H	W	2-1	
1941	L	1-5	4/4/1995	H	W	13-11	6/4/2010 +	H	W	15-4	5/5/1959	H	L	3-9	5/14/2009	A	L	4-5 (10)	
1941	W	9-6	4/16/1996	A	W	8-7	5/3/2011	A	W	14-3	5/18/1960	A	L	7-9	5/15/2009	A	L	8-9	
1942	W	4-0	4/23/1996	H	L	9-13	4/25/2012	A	W	7-5	4/12/1961	H	W	17-10	5/16/2009	A	W	6-4	
1942	L	1-8	4/8/1997	H	L	3-8	4/30/2013	A	W	11-3	4/18/1962	A	L	0-9	4/16/2010	H	W	4-2	
4/21/1943	W	5-3	4/15/1997	A	L	4-9	5/14/2013	H	W	17-3	3/31/1966	H	L	1-7	4/17/2010	H	W	8-2	
5/8/1943	L	1-8	4/2/1998	A	T	11-11	4/22/2014	A	W	5-4 (10)	4/18/1968	A	L	0-20	4/18/2010	H	L	5-8	
4/29/1944	W	2-0	4/14/1998	H	W	9-7	5/13/2014	H	W	12-3	5/6/1969	H	W	1-0	4/1/2011	A	W	18-3	
5/13/1944	L	0-9	3/31/1999	H	W	6-5	3/31/2015	A	W	5-3	5/19/1970	A	L	8-9	4/2/2011	A	W	9-3	
4/28/1945	W	3-1	4/6/1999	A	L	3-8	4/5/2016	A	L	5-7	4/29/1971	H	L	4-5	4/3/2011	A	W	10-2	
5/5/1945	W	10-1	3/28/2000	A	W	11-2	4/20/2016	H	L	5-11	5/10/1972	H	W	4-2	3/9/2012	H	L	8-10 (11)	
1946	T	8-8	4/4/2000	H	W	11-2	3/29/2017	A	W	4-2	5/6/1973	H	L	4-7	3/10/2012	H	W	4-3	
1946	L	3-4	3/27/2001	H	W	1-0	4/11/2017	H	W	9-4	4/12/1974	H	W	8-6	3/11/2012	H	W	6-5	
1947	L	0-2	4/3/2001	A	L	4-17	3/28/2018	A	L	3-11	4/16/1974	A	W	3-2 (10)	4/26/2013	A	W	15-6	
1947	L	0-4	4/16/2002	H	L	6-15	5/1/2018	H	W	2-0	4/2/1975	A	W	5-3	4/27/2013	A	L	3-5	
4/21/1948	W	8-1	4/17/2002	A	W	12:11 (10)	4/30/2019	A	W	3-2	4/17/1975	H	W	10-1	4/27/2013	A	L	6-11	
5/1/1948	A	W	5-2	3/3/2003	A	L	1-2	5/14/2019	H	W	8-7	3/26/1976	A	L	6-10	5/22/2013#	(13)	L	1-10
1949	L	1-13	3/3/2003	A	L	1-2 (7)	VIRGINIA TECH (103-87)				4/2/1976	H	L	2-3	3/28/2014	H	W	2-1	
1949	W	3-2	4/1/2003	H	W	11-4	H: 58-31 A: 36-47 N: 9-9				3/29/1977	H	L	9-12	3/29/2014	H	W	9-2	
1950	W	3-2	3/2/2004	A	W	14-6	UNDER BOC: 32-13				4/8/1977	A	L	7-9	3/30/2014	H	W	7-4	
1950	W	1-0	5/3/2005	H	W	11-0	5/2/1900	H	W	12-0	4/14/1978	A	W	10-1	3/13/2015	A	L	1-2	
1951	W	3-2	4/5/2006	A	W	5-0	5/10/1901	A	W	4-3	4/12/1979	(7)	W	9-2	3/14/2015	A	L	1-3	
1952	L	3-4	4/26/2006	H	W	8-3	5/10/1901	A	W	4-3	4/16/1979	A	L	0-4	3/15/2015	A	L	5-6	
1952	L	1-5	3/20/2007	A	W	11-1	4/27/1903	(18)	W	14-2	4/28/1981	H	W	10-9	5/19/2016	H	W	8-3	
4/28/1953	L	3-7	4/17/2007	H	W	12-5	5/6/1903	H	W	13-4	5/3/1981	A	L	1-11	5/20/2016	H	W	7-6	
5/9/1953	W	8-1	4/20/2010	H	W	11-3	4/14/1904	H	W	9-0	4/30/1982	H	L	6-10	5/21/2016	H	W	4-1	
4/24/1954	W	10-7	4/20/2011	H	W	12-1	4/26/1905	H	W	7-1	5/1/1982	H	L	4-13	4/13/2017	A	W	10-9	
5/1/1954	L	1-3	4/17/2012	H	W	7-5	4/27/1905	H	W	7-2	5/2/1982	A	L	2-9	4/14/2017	A	W	3-2 (10)	
4/30/1955	L	4-9	4/23/2013	H	W	6-2	4/18/1922	H	W	6-0	4/29/1983	(7)	L	10-11	4/15/2017	A	L	5-7	
5/19/1955	W	4-0	4/23/2014	H	W	13-0	5/4/1923	A	W	7-0	4/30/1983	H	L	3-8	4/6/2018	H	W	9-0	
4/28/1956	L	0-8	5/12/2015	H	W	8-6	5/10/1924	H	L	1-3	5/1/1983	A	L	11-12	4/6/2018	H	L	4-5	
5/19/1956	L	2-6	5/16/2017	H	W	8-3	4/19/1926	A	L	4-5	4/27/1984	(19)	L	4-9	4/8/2018	H	W	6-5	
5/15/1957	L	2-3	4/15/2018	H	L	3-11	4/20/1928	H	W	21-3	4/28/1984	A	L	3-5	5/16/2019	A	W	8-6 (11)	
4/26/1958	L	0-17	3/27/2019	H	W	5-1	4/23/1928	A	W	6-0	4/29/1984	H	L	9-10	5/17/2019	A	W	5-3	
5/19/1958	L	0-8	VCU (46-22)				4/20/1929	H	W	12-2	4/27/1985	A	L	13-14	5/18/2019	A	L	4-8	
5/7/1960	L	4-7	H: 27-9 A: 18-12 N: 0-1				5/14/1929	A	W	8-6	4/28/1985	H	W	3-2	VMI (106-32)				
5/19/1961	L	3-7	UNDER BOC: 21-3				4/19/1930	H	L	2-7	4/14/1986	A	W	11-8	H: 28-6 A: 23-5 N: 2-0				
5/18/1963	L	4-8	4/15/1979	H	W	17-4	5/13/1930	A	L	2-4	4/21/1986	H	L	12-13 (12)	UNKNOWN: 53-21				
5/6/1964	L	1-2	4/19/1979	A	L	3-14	4/24/1931	H	L	4-5	5/9/1987	H	L	3-8	UNDER BOC: 13-5				
5/5/1965	W	5 or 4-3	3/20/1980	H	L	8-15	5/16/1931	A	L	1-6	5/10/1987	(12)	L	4-8	5/17/1889	A	W	19-4	
5/3/1966	L	5-7	4/10/1981	H	L	6-7	4/22/1932	H	W	12-8	5/11/1987	A	L	5-11	5/3/1890	A	W	13-7	
4/28/1967	L	0-1	4/15/1981	H	L	forfeit	5/2/1932	A	W	9-2	4/20/1988	H	L	8-11	4/25/1891	A	W	24-0	
4/10/1968	W	4-2	4/1/1982	H	W	16-15	5/9/1933	H	L	5-11	4/20/1989	A	W	10-9 (10)	4/28/1900	A	W	22-0	
4/23/1969	A	W	5/3/1982	A	W	17-1	4/30/1934	H	W	14-4	4/26/1989	(12)	W	6-2	1903	W	7-1		
4/29/1970	H	W	3/5/1983	H	W	11-8 (7)	4/29/1935	H	W	7-3	4/11/1990	(12)	L	1-8	4/6/1906	H	W	9-0	
4/16/1971	A	W	3/5/1985	A	W	7-6	5/13/1935	A	L	7-11	4/19/1990	H	W	14-13	1911	W	11-0		
6/1/1972 + (6)	W	18-2	3/27/1985	H	W	9-7	4/20/1936	H	W	9-8	4/25/1990	A	L	7-14	1914	W	11-3		
4/24/1973	H	L	3/20/1986	H	W	7-6	5/11/1936	A	W	8-7 (10)	4/3/1991	H	L	6-7	1916	W	14-5		
3/22/1974	H	L	3/4/1987	H	W	6-1	4/3/1937	A	L	0-9 (8)	4/10/1991	(12)	W	5-2	1918	W	14-4		
3/28/1975	A	L	4/23/1987	A	W	13-6	5/4/1937	(33)	L	3-6	4/17/1991	A	L	5-11	1919	W	2-1		
4/9/1975	H	W	3/1/1989	H	L	2-6	4/26/1938	A	W	7-4	4/8/1992	H	W	4-3	1921	L	4-7		
3/21/1976	H	W	5/2/1989	A	L	2-6	5/10/1938	H	L	1-9	4/15/1992	(22)	L	3-12	1922	L	1-3		
4/1/1977	A	W	3/7/1990	H	W	15-8	5/8/1939	A	W	9-5	4/22/1992	A	L	4-6	1923	L	0-6		
4/14/1977	H	W	2/27/1991	H	W	7-2	5/15/1939	H	W	5-2	4/7/1993	A	L	1-6	1923	L	0-4		
3/30/1978	H	L	3/1/1991	A	L	0-5	4/15/1940	A	W	2-1	4/14/1993	H	W	6-2	1924	W	8-2		
4/3/1978	A	L	4/6/1992	A	W	5-4 (10)	4/22/1940	H	L	1-6	4/20/1994	A	L	3-5 (7)	1924	W	9-4		
4/19/1979	H	W	2/24/1993	H	W	8-4 (8)	4/18/1941	H	W	18-11	4/20/1994	A	L	10-11 (7)	1925	W	9-2		
4/19/1979	H	W	2/25/1993	A	L	4-8	4/28/1941	A	W	7-4	4/19/1995	H	W	8-7	1925	W	9-3		
3/19/1980	H	W	3/22/1995	H	W	9-3	4/27/1942	A	L	7-9	4/26/1995	A	W	13-5	1926	L	3-4		
4/1/1980	A	L	2/21/1996	H	W	9-7	5/5/1942	H	W	3-2	4/17/1996	(22)	W	2-1 (10)	1926	W	2-1		
3/27/1981	A	L	4/29/1996	A	W	5-3	5/4/1943	H	L	7-8	4/25/1996	H	W	8-1	1927	W	10-4		
4/2/1981	H	W	4/22/1997	H	W	11-7	5/5/1943	H	L	7-9	3/9/1997	A	W	14-11	1927	W	15-3		
3/23/1982	H	W	4/29/1997	A	W	5-2	5/17/1944	A	L	1-2	4/8/1998	H	W	4-3	1928	W	13-8		
4/2/1982	A	L	3/31/1998	H	L	3-6	4/21/1945	H	L	1-3	4/15/1998	A	L	5-10	1929	L	6-8		
4/13/1983	A	L	4/28/1998	A	W	11-7	6/2/1945	A	W	2-1	4/22/1998	(22)	W	3-2	1929	L	0-4		
4/6/1984	A	W	2/14/1999 (36)	L	2-7	4/20/1946	A	W	8-2	4/20/1946	A	W	8-2	1930	L	2-12			
4/12/1984	H	W	4/7/1999	H	W	14-1 (7)	6/1/1946	H	W	11-7	6/1/1946	H	W	11-7	1930	L	1-10		
3/26/1985	A	W	4/20/1999	A	L	2-4	5/10/1947	A	L	4-10	5/10/1947	A	L	4-10	1931	L	3-4		
4/11/1986	A	W	3/6/2000	A	W	8-7	5/22/1947	H	L	6-9	4/23/1948	H	W	10-9	1931	L	9-14		
4/2/1987	A	W	2/28/2001	A	L	6-7 (11)	4/23/1948	H	W	10-9	5/8/1948	A	L	2-13	1932	(12)	W	5-3	
4/7/1987	H	W	3/20/2001	H	L	2-8	5/8/1948	A	L	2-13	4/11/2001	H	W	7-4	1932	W	15-7		
3/24/1988	A	W	3/20/2001	H	L	2-8	4/18/1949	H	W	7-6	4/18/2001	A	W	9-3	1933	W	8-0		
4/19/1988	H	W	2/26/2002	H	L	7-13	4/18/1950	H	W	4-1	5/1/2001	(22)	L	1-6	1933	W	4-3		
4/6/1989	H	W	3/27/2002	A	L	1-6	5/15/1950	A	L	0-9	4/10/2002	A	W	16-10	1934	W	8-3		
4/19/1989	A	W	4/29/2003	A	L	3-5	4/11/1951	H	W	4-3	4/18/2002	(22)	L	2-8	1934	W	12-9		
3/22/1990	H	W	5/12/2003	H	L	1-7	5/7/1951	A	L	1-7	4/30/2002	H							

LETTERWINNERS

A

Abbitt, Robert (Capt.)..... 1935-36-37
 Abbott, Andrew..... 2018-19
 Abel, Nathaniel..... 2012
 Adams, David..... 2006-07-08
 Adkins, John..... 1963
 Aichholz, Don..... 1950-51-52
 Albright, Kevin..... 1996
 Allen, Tyler..... 2014
 Allocca, Will..... 2018-19
 Altemus, Broden Brook..... 1946-48-50
 Amaro, Rob..... 2011-12
 Anderson, E.J..... 1995-96-97-98
 Anderson, Peter Matthew..... 1973-74-75
 Anderson, Robert Steven..... 1976-77
 Anderson, T.B.H..... 1912-13
 Angle, Eugene C..... 1963-64-65
 Angus, Herman T..... 1965
 Antoncic, Josh..... 1992-93
 April, Benjamin..... 1928-29
 Arey, Mark..... 1995
 Arico, Kevin..... 2008-09-10
 Arnette, Clyde Eugene..... 1966
 Arnold, Charles..... 1956-57
 Arnold, George B..... 1925-26-27
 Ashby, Benjamin C., Jr..... 1937-38
 Atkinson, William E..... 1928-29
 Avery, Matt..... 2003-04-05
 Ayres, Elmer Vincent..... 1936-37-38

B

Baber, Billy..... 1999
 Babyak, Richard Preston..... 1943-44
 Baileys, Rives (Capt.)..... 1954-55-56
 Bain, Kirk..... 1950
 Bales, Blake..... 2019
 Ballard, Mike..... 2003-04-05-06
 Bangel, Herbert K..... 1947
 Barbary, Travis..... 1990-91-92-93
 Barbee, Allan..... 1954
 Barbee, Melvin..... 1978-79-80-81
 Barger, John E..... 1959-60-61
 Barr, John..... 2008-09-10-11
 Barth, Dennis Gerald..... 1984-85
 Basara, Michael Brian..... 1986-87-88
 Baugh, Randy..... 1992
 Bayha, Bill..... 1988-89-90-91
 Bazzarre, John (Mgr.)..... 1953-54
 Beale, Samuel Edward..... 1969-71
 Bear, Clay F..... 1947-48
 Beard, Donald S..... 1926-27-28
 Benick, Jonathan..... 1999-00-01
 Bennie, Robert..... 2013
 Berkeley, N..... 1916
 Berner, William..... 1947-48-49
 Bernstein, Daniel (Capt.)..... 1972-73-74-75
 Bernstine, Matt..... 2005-06
 Berry, Tom..... 1954-55
 Berry, William Thomas..... 1976
 Bettinger, Alec..... 2014-15-16-17
 Biddix, Tyler..... 2008-09-10-11
 Biggs, Charles William..... 1982-83-84-85
 Bimmerle, John..... 1991-92
 Blackburn, Thomas Huntington..... 1970-71
 Blackney, J.P..... 1911
 Blakely, Drew..... 2017-18-19
 Boger, Bruce A..... 1968-69
 Bonney, William..... 1955
 Bono, Chris..... 1998
 Booker, Bodley (Mgr.)..... 1940
 Booker, William Jeffery..... 1984-85
 Boozer, William M..... 1950
 Bouldin, Curtis Frye (Capt.)..... 1934-35-36
 Bowen, William T..... 1928-29-30
 Bowling, Josh..... 1997-98-99
 Boyer, John (Mgr.)..... 1949-50
 Boyer, Michael D..... 1960
 Bozorth, John Clyde..... 1933-34
 Bracht, Albert Steven..... 1971-72-73-74
 Bransford, Pat..... 1993-94-95-96
 Brant, A.T. (Mgr.)..... 1907
 Bratt, David Jefferson..... 1970-71-72-73
 Brennan, Michael Brian..... 1988-89-90
 Brewer, Walter J. C..... 1932-33-34
 Brewer, Ward W..... 1931-32-33
 Brindle, Stephen (Capt.)..... 1970-71-72-73
 Bronaugh, Samuel M..... 1924-25

Brown, Charles Lee..... 1942
 Brown, James Dall, Jr..... 1936
 Brown, Percy H..... 1927-28-29-30
 Brown, Ray..... 1950
 Brown, Rodney..... 1959
 Brugmann, William..... 1943
 Bruno, Stephen..... 2010-11-12
 Bryan, R.C..... 1944
 Bryant, Herbert..... 1931
 Bryant, Stephen Robert..... 1968-69-70
 Buchanan, Brian..... 1992-93-94
 Buecler, Reid..... 1995
 Bugnar, Ronnie G. (Capt.)..... 1965-66-67
 Burcham, Timothy Lee..... 1983-84-85
 Burnes, Justin I..... 1939-40-41
 Busch, Herbert..... 1957-58-59
 Butler, Tony..... 2014
 Byrd, William E., Jr..... 1929-30

C

Cabaniss, W.H..... 1909-10-11
 Cabell, Robert, III..... 1926-27-28-29-30
 Caine, Robert..... 1946-47-48
 Callaway, PA..... 1915-16
 Camp, R.G. (Mgr.)..... 1907
 Campagna, Mike..... 2005-06
 Campbell, Will..... 2007-08-09
 Canady, Joel..... 1994-95-96
 Cannon, Tyler..... 2007-08-09-10
 Cappelmann, John..... 1993-94-95-96
 Cardwell, Bickerton W..... 1927-28-29
 Cardwell, Vincent..... 1933-34-35
 Carr, David W..... 1946-47-48-49
 Carraway, Andrew (Capt.)..... 2006-07-08-09
 Carleton, Walter M..... 1965
 Carrington, A.B., Jr..... 1918
 Carrington, Edward..... 1965
 Carrington, Richard A., Jr..... 1922
 Carter, Arlen..... 1952-53
 Carter, Francis Edward..... 1934-35
 Carter, Hill, Jr (Mgr.)..... 1967-68
 Carter, T.C., Jr..... 1911-12-13
 Casey, Derek..... 2015-17-18
 Cave, Alexander M..... 1941-42-43
 Cave, George Fielding..... 1976-79
 Cave, Richard Scott (Mgr.)..... 1976
 Chandler, B.F..... 1907
 Chandler, Eric..... 2005
 Chapman, Denny..... 1998-99
 Charles, David H..... 1947-48-49
 Charles, Roger..... 1932-33
 Christensen, Eric..... 2001-02-03
 Christian, Andrew H..... 1942
 Clarke, James Kevin..... 1981-82-83-84
 Clay, Matt..... 1998
 Clement, Ernie..... 2015-16
 Close, Oscar T..... 1929
 Cody, Charlie..... 2015-16-17-18
 Cogswell, Brandon..... 2012-13-14
 Cohen, Irvin R..... 1938
 Cohn, Greg..... 1991
 Coleman, David..... 2008-09-10-11
 Collins, Ty..... 2001-02
 Coman, Robbie..... 2013-14-15-16-17
 Comer, Cameron..... 2016-17-18-19
 Cook, Jason Alexander..... 1990-91-92-93
 Cook, Robert Thomas..... 1978
 Cooke, Addison Barnwell..... 1956
 Conner, Doug..... 2000
 Costello, Charles..... 1930
 Coughlin, Tim (Capt.)..... 1992-93-94
 Counts, David F..... 1967-68-69
 Counts, Justin..... 1993-94-95-96
 Cowan, Jake..... 2008
 Cowgill, Joseph M..... 1935-36-37
 Crawford, C.B..... 1907-08-09-10
 Creswell, Brandon..... 1998-99-00-01
 Crowley, Thomas..... 1990-91-92-93
 Crighton, George..... 1957
 Crockett, Kyle..... 2011-12-13
 Cropper, Lannie, Jr. (Capt.)..... 1978-79-80
 Cabbage, Michael Lee..... 1969-70-71
 Cunha, Stephen Manuel..... 1989-90-91
 Cunningham, John Parks..... 1972-73-75
 Curtis, William W. (Capt.)..... 1965-66-67
 Cusick, Derrick..... 1991-92-93-94

D

Dall, Francis Lynn..... 1975-76
 Dalton, T.P..... 1907
 Dan, Terry Alan..... 1969-70-71-72
 Daneker, Pat..... 1995-96
 Darby, Josh..... 2004-05
 Darlington, Fred L..... 1926-27
 Davenport, Ted (Capt.)..... 1950-51-52
 Davidson, Walter Victor, Jr..... 1934-35
 Davis, Neal..... 2007-08-09-10
 Davis, Will..... 2001
 Dawson, Cooper..... 1931
 Dawson, Doyle..... 1955-57
 Deal, Louis L..... 1924
 DeBoe, Joel (Capt.)..... 1968-69
 Deitrick, William A..... 1923-24-25-26
 Dement, Robert Warren..... 1984-85-86
 Derian, Paul S..... 1944-46-47-50
 Dent, Clarence Rodgers..... 1930-31
 DeVenny, James W..... 1960
 Devane, Dave..... 1991-92-93
 Diffey, A.C. Carter..... 1925-26-27
 Dillard, Hardy..... 1960-61
 Dobies, Andrew..... 2002-03-04
 Dodson, James R., Jr (Capt.)..... 1939-40-41
 Doering, Don Alban..... 1976
 Doherty, Kevin..... 2013-14-15-16
 Dohner, John..... 1952-53
 Donahue, Grant..... 2016-17-18-19
 Doolittle, Sean..... 2005-06-07
 Doughty, Matt..... 2015
 Douglas, M.T..... 1911-12-13
 Dowhower, Brian..... 1990
 Dowhower, Deron..... 1991-92-93
 Downes, Brandon..... 2012-13-14
 Doyle, David Scott..... 1976
 Doyle, Tommy..... 2015-16-17
 Dozier, Doak..... 2016
 Drissel, Virgil Homer (Capt.)..... 1932-33-34
 Drummond, H.C..... 1916
 Duff, David Arnold..... 1977-78-79
 Duke, Lee Monroe, II (Mgr.)..... 1976
 Duncan, Columbus, Jr..... 1976-77-78
 Dunn, David H..... 1929
 Dunn, J. Willcox..... 1920-21-22
 Dunn, Matt..... 2003-04
 Dvorak, W..... 1956

E

Eason, Connor..... 2016
 East, Jeffrey Glenn..... 1983
 Edmunds, James, III..... 1936-37-38
 Edwards, William..... 1954-55-56
 Effertz, Joel..... 2012
 Eikhoff, Nate..... 2016-17-18-19
 Eisenman, Arthur F., Jr..... 1950
 Ellington, Samuel E (Capt.)..... 1946-47
 Elliott, Carleton..... 1949
 Ellis, Charles W..... 1950
 Ellis, James Lindell..... 1930
 Ellis, Jordan..... 2005
 Ellis, Robert Anthony..... 1974-75
 Emerson, Robert Marye..... 1975-76-77
 Erbaugh, Douglas William..... 1981
 Evans, Hugh McCloskey..... 1988
 Evans, Kerr Stewart, Jr..... 1966-67-68
 Evans, Tom P..... 1948-49-50

F

Fahy, Kevin..... 1994
 Farmer, Paul..... 1927
 Farquhar, Norman..... 1941-42
 Farrell, Jeremy..... 2006-07-08
 Farson, George W..... 1960-61-62
 Fay, R.R..... 1919
 Fayonsky, Sam W..... 1928
 Fechter, William C..... 1942
 Fiegel, Todd Andrew..... 1989-90-91
 Finlay, E..... 1912-13
 Fisher, Chad..... 2004
 Fisher, Derek..... 2012-13-14
 Fisher, Stanford A..... 1961
 Fitchett, M.S..... 1910-11-13-14-15
 Fitz-Hugh, G.S., Jr. (Mgr.)..... 1961
 Fitchugh, Donald Lewis..... 1935
 Fletcher, G.R..... 1931-32-33
 Florio, Joe..... 2005

Floyd, E.N. (Mgr.)..... 1910
 Floyd, Mike..... 1999-00
 Ford, Kevin..... 1993-94-95-96
 Forst, John J..... 1949-50
 Forsy, Joseph..... 1954-55-56
 Foster, Henry P..... 1923-24
 Fox, Robert D..... 1961-62
 Friedberg, Samuel..... 1926-27-28
 Fulton, W.H..... 1907-08-09
 Fuqua, Michael Bond..... 1985-86

G

Gale, Christopher..... 2001-02-03-04
 Galloway, John..... 1994-95-96
 Gammon, F.A..... 1914-15-16
 Gammon, Larry J..... 1964-65-67
 Gardner, Scott Alan..... 1973-74-75
 Garland, John..... 1953-54
 Gerstenmaier, Jack..... 2015-16-18
 Gelof, Zachary..... 2019
 Ghrist, Jordan..... 2002-03-04
 Gibson, Carl E., Jr. (Capt.)..... 1963-64-65
 Gilbert, Peter (Mgr.)..... 1959
 Gille, Jason..... 1991
 Gilleland, Ryan..... 1995-96-97-98
 Gillette, James T., Jr..... 1938-39-40
 Gillette, Turnbull..... 1941-42-43
 Gillispie, Paul..... 2001-02-03-04
 Giraldo, Luis..... 1997-98-99-00
 Glauber, Robert..... 1927-28
 Goodman, Leonard..... 1944
 Goodman, Robert..... 1989-90
 Gonzalez, Julian..... 1996-97-98-99
 Gordon, Geoffrey N..... 1966-68
 Gordon, Michael..... 1979-80-81-82
 Gosney, Luther S..... 1939-40
 Gosselin, Phil..... 2008-09-10
 Gowin, Terry Kent..... 1966
 Gragnani, Reed..... 2010-11-12-13
 Grant, D.W..... 1913-14-15
 Gravins, Thomas B..... 1958-59-60
 Green, B., Jr..... 1914-15-16-17
 Greene, Gary N..... 1969
 Greene, Wayne..... 1952
 Greer, David Oxford..... 1968-69
 Greham, Thomas C..... 1968
 Greisinger, Seth..... 1994-95-96
 Grimes, Donald R (Mgr.)..... 1964
 Grisham, Ty..... 2002-03
 Grounds, Holden..... 2016
 Grovatt, Dan..... 2008-09-10
 Grove, Brad..... 2008-09
 Guy, David Powell..... 1985-86-87-88
 Guyer, Brandon..... 2005-06-07
 Gwathmey, H.H..... 1917-18-19

H

Haden, Gregory Keith..... 1976-77-78-79
 Haden, Robert H..... 1941
 Hagan, Tom..... 2003-04-05-06
 Hall, Aza Tyndall..... 1935
 Hall, Charles Y., Jr. (Capt.)..... 1967-68
 Hall, Franklin Woodrow, Jr..... 1984-85
 Hall, McClure..... 1958
 Hall, Rodney Dean..... 1973-74
 Hall, William Edwin..... 1970-71-72
 Hall, W.H., Jr. (Capt.)..... 1956-57-58
 Hall, Yates..... 1992-93-94
 Halley, Shane..... 2009-10-11-12
 Halstead, Arthur L..... 1965-66-67
 Hamrock, Drew..... 2019
 Haney, Keith..... 1995-96-97-98
 Hansard, Greg..... 2000-01-02-03
 Hardy, Robert (Capt.)..... 1955-56-57
 Hare, Reese..... 1927
 Harman, William B..... 1939-40-41
 Harrington, Chesdin..... 2016-17-18-19
 Harrington, Colin..... 2011-12-13
 Harris, Duane A..... 1973
 Harris, Glenn Raymond..... 1980-81-82-83
 Harris, Stanley S..... 1950
 Harrison, Jalen..... 2017-18
 Harrison, Preston..... 1953
 Harrison, Robert E., Jr..... 1921-22
 Hartman, Chris..... 1993
 Harvey, William Lee (Capt.)..... 1974-75-76
 Haseley, Adam..... 2015-16-17

LETTERWINNERS

Headd, Scott.....2002-03-04-05
 Heatwole, Gary Douglas.....1972-73-74
 Helmer, George.....1991-92
 Henry, Tim.....2004-05-06-07
 Heon, Steven N. (Capt.)...1979-80-81-82
 Hernandez, Reynaldo.....1992
 Herndon, Ken.....1993
 Heurich, Robert G.....1950
 Hewitt, J.S.....1913
 Hickman, Canon.....2001-02-03-04
 Hicks, Ben.....2002
 Hicks, John.....2009-10-11
 Hicks, William Joseph.....1952-53
 Hielig, Robert.....1959
 Hilburn, Brian Michael.....1970-71-72-73
 Himes, Ben.....2000
 Hlinka, Christian.....2018
 Hoare, Tommy Ehler (Capt.)...1982-83-84
 Hoch, Casey.....1991-92
 Hodges, Thomas B.....1964
 Hodgson, Asbury Hull.....1921
 Hoff, J.F.....1907-08-09
 Hoffer, Martin S.....1936
 Holden, Richard Derr.....1978
 Holland, Howard.....1923-24-25-26-27
 Holland, William Whitaker.....1930
 Hollar, Barry Lynn.....1974-75
 Hollar, Hunter Ray.....1968-70-71
 Honaker, S.W.....1907-08-09-11-12
 Hooff, Charles Rapley, Jr.....1933-34-35
 Hopkins, David Mark.....1981-82
 Hopkins, Richard L.....1967-68
 Horton, David Scott.....1983-84-85-86
 Horton, Ricky Neal.....1978-79-80
 Howard, Nick.....2012-13-14
 Howze, C.P.....1919
 Hubbard, Garland R.....1923-24
 Hudson, Ryan.....2004-05-06-07
 Hume, J.S.....1909-10-11-12
 Huff, Robert M (Capt.).....1947-48-49
 Hultzen, Danny.....2009-10-11
 Hunt, Corey.....2008-09-10-11
 Hunt, Shooter.....2005-06
 Hurrie, Mark.....1999-00-01-02
 Hushion, John B.....1927-28

I
 Inge, Clifton.....1956-57
 Irving, Nate.....2012-13-14

J
 James Philip.....1942
 Jarecke, Robert F.....1944-50
 Jeffries, Thomas N.....1927
 Johns, Douglas Alan.....1987-88-89-90
 Johnson, Ed C.....1958
 Johnson, J.M.....1944
 Jones, A.P.....1907
 Jones, Carlton Shepherd.....1980
 Jones, Chris (Capt.).....1993-94
 Jones, Connor.....2014-15-16
 Jones, Maury L.....1954-55
 Jordan, Howard Tyler.....1972-73-74-75
 Jordan, W.H.....1908
 Jortland, Robert.....1962
 Joseph, Charles.....1956-57-58
 Judkins, William L., III.....1969-71-72

K
 Kahn, Sam.....1993-94-95-96
 Kalamaya, Ryan.....1999-00
 Kampshror, John.....1981-82-83-84
 Kamrath, Jeff.....2001-02-03-04-05
 Kantor, Doug.....1988-89-90
 Karstetter, Ryan.....2016
 Kasprzak, John F., Jr.....1986
 Katos, Michael J.....1966
 Kavulich, Andrew.....1986-87-89
 Keesee, Stuart.....1956
 Keiper, Tommy.....1998-99-00
 Kelley, William R.....1968
 Kemmerer, Jon.....1995-96-97-98
 Kendall, Charles R.....1941
 Kennedy, Casey.....1997-98-99
 Kent, Nic.....2019
 Keyser, Thomas Franklin.....1975
 Kihm, Edward (Capt.).....1968-69-70-71

Kindley, Wilbur A.....1924-25-26
 King, Charles C., Jr.....1940
 King, Jared.....2009-11-12-13
 Kinsman, Ted.....1995-96-97-98
 Kirby, Nathan.....2013-14-15
 Kirk, Herbert.....1943
 Kirkeide, Kyle.....1996
 Kirtley, Todd.....1982
 Kirwin, Paul.....1952-53
 Kizer, John P.....1938
 Kline, Branden.....2010-11-12
 Knight, Caleb.....2017-18
 Kolar, Kye.....2004
 Koontz, James Andrew.....1982-83-84-85
 Korber, Douglas John.....1976-77
 Kosanovich, Paul.....2019
 Koshansky, Joe.....2001-02-03-04
 Koval, Barry B.....1966
 Kowalski, Keith (Capt.).....1984-85-86
 Krekorian, Kent.....2004
 Kruger, Theodore (Mgr.).....1949
 Kruse, Kent Todd.....1990-91-92-93
 Kughn, Christopher J.....1987-88-89-90
 Kuyk, Charles F.G.....1921
 Kuyk, Dirk A.....1920-21-22

L
 LaCross, David Michael.....1972-73-74
 Laird, Adam.....2002-03-04-05
 Lambert, Casey.....2004-05-06-07
 Lambiotte, Jules, Jr. (Capt.)...1962-63-64
 Landes, W.D.....1913-14
 Lane, Fletcher.....2000
 Lange, Joseph Anthony.....1981-82-83
 Lange, Paul.....1990-91
 Lankford, Frank G.....1990-91-92-93
 LaPorta, Scott Albert.....1982-84
 La Prise, John.....2013-14-15
 Larison, Robert.....1957
 Laszewski, Marion (Mgr.).....1955
 Latchum, Henry.....1943
 Latham, Anthony.....1981-82-83
 Laughlin, Dillard C.....1950
 LaVigne, Tim.....1997-98-99-00
 Lawler, L.F.....1907
 Lawler, Robert P.....1933-34
 Leachman, John P.....1946-47-48-49
 Lee, Andrew.....1996
 Lee, Charles B.....1925-26-27-28
 Lee, Harry (Capt.).....1952-53-54-55
 Lee, Keith Lamont.....1986-87-88-89
 Lee, Sam Lile.....1931-32-33
 Lescanec, Loyde West.....1977-78-79-80
 Levine, Ryan.....2011
 Lewicki, Artie.....2011-12-13-14
 Lewis, Minor Botts.....1930
 Lile, M.C.....1911-12-13-14
 Limburg, Pete.....1962
 Limburg, Ronald.....1960
 Lindner, Michael David.....1987-88-89-90
 Linder, Steve.....1991-92-93-94
 Linker, Robert L.....1958
 Liskey, Keith A.....1965-66-67
 Lisle, Brett.....2013-14
 Lohr, Charles Michael.....1958-59-60
 Long, Maurice G., Jr.....1930
 Long, Michael Alan.....1987-88-89-90
 Lopez, Javier.....1996-97-98
 Lorick, Jeff.....2007-08-09
 Lowry, Christian.....2015
 Lucas, John W.....1934
 Lucas, Sean.....2009
 Lucido, Matt.....2004
 Luck, Samuel P., Jr. (Capt.)...1932-33-34
 Luina, Miguel.....2002-03-04
 Luse, Jan M.....1969
 Luther, James H.....1925
 Lutton, David.....1995
 Lynch, Daniel.....2016-17-18
 Lynch, David Wayne.....1982-83-84-85

M
 MacDonald, Alexander (Mgr.).....1912
 MacFarland, Benjamin S.....1935
 Mackenzie, Charles G.....1938
 Macon, Barclay.....2001
 Madden, Kevin Michael (Capt.)...1984-85

Maddux, H.C.....1907-08
 Mahood, Alexander M.....1922
 Mahood, C.D.....1918-19-20-21
 Male, Evan James.....1935-36-37
 Malloy, Robert William.....1983-84-85-86
 Malone, Scott Patrick.....1989-90
 Mangum, Charles (Capt.)...1977-78-79-80
 Maphis, Sam W.....1924-25
 Marchetti, Louis.....1949-50
 Marinak, Chris.....1999-00-01-02
 Marrale, Michael, Jr.....1987-88
 Marsh, Brandon.....2006-07
 Marshall, Samuel B.....1939
 Martin, Marion.....1957-58
 Martinsen, Hans Rolf.....1989-90-91-92
 Marvin, Robbin M. (Capt.)...1969-70-71-72
 Marvin, Robbin.....1999-00
 Marwitz, David Bradley.....1984-85-86
 Massie, Henry M., Jr.....1962-63-64
 Massimini, Michael Francis.....1970
 Mawyer, William Ivar, Jr.....1976
 Mayberry, Whit.....2010-11-12-13-14
 Mayer, Grant.....2000
 Maynard, Daniel Joseph (Capt.)...1984-85
 Mazurek, Marty.....1995
 McAlpine, Robert E (Mgr.).....1942
 McAnaney, Pat.....2005-06-07-08
 McCall, J.E., Jr.....1916-17-18
 McCall, J.L.....1919-20
 McCann, William T.....1939-40-41
 McCarthy, Jake.....2016-17-18
 McCarthy, Joe.....2013-14-15
 McCleary, Shawn.....1999-00-01-02
 McClelland, Walter.....1943
 McCormick, Hugh D.....1928
 McCoy, Doug.....1983
 McCoy, John.....1944
 McCoy, Kallen.....2001-02
 McCoy, Thomas A.....1923-24-25-26
 McCrory, John Walter.....1987-88-89
 McDonald, Kevin Francis.....1986-87-88
 McGarry, Griff.....2018-19
 McGettigan, Brian.....1994-95-96
 McGee, Robert.....1960
 McGrane, Eric.....1998-99-00
 McGraw, James Albert (Mgr.)...1970-71
 McGuire, John.....1913
 McKee, Tom (Mgr.).....1956-57
 McKinley, Robert A.....1942-43
 McLaughlin, James, II (Capt.)...1986-87
 McMahon, Harry, Jr.....1972-73-74
 McMillan, Mark.....1987-88-89-90
 Meadows, Terry.....1993-94-95-96
 Meeks, Donald Marshall.....1980-81-82
 Meleski, Mark Stephen.....1979-80-81
 Melrose, J.T.....1929
 Melroy, Donald James.....1990-91-92-93
 Meola, Anthony Michael.....1988
 Meola, Jonathan.....2016
 Mercer, Richard Wayne.....1983
 Merchak, Daniel John.....1969-70
 Mercial, Tom.....1997-98
 Merrill, Sereno.....1940
 Merritt, Charles W.....1942
 Messenger, Zach.....2019
 Metzger, Jon.....1998-99-00
 Meyer, Mack.....2018
 Michaels, Logan.....2019
 Miclat, Greg.....2006-07-08
 Mielziner, William Samuel.....1929-30
 Millen, Robert S.....1930
 Miller, C. Bradley.....1982-83
 Miller, Courtney Stuart.....1984-85-86
 Miller, James.....1953-54
 Miller, William.....1955
 Mitchell, Chace.....2012
 Mitchell, Mike.....2004-05-06-07
 Mitchell, Shawn.....1991-92-93-94
 Moon, Norman K. (Mgr.).....1958
 Moore, Charles (Capt.).....1976-77-78-79
 Moore, James Anthony.....1990
 Moore, J.S.....1907-08-09
 Moore, J.F. (Mgr.).....1912
 Moore, Kalvin Edwin.....1968
 Moore, Matt.....1992-93-94-95
 Moore, Tony.....1988-89-90
 Moran, W.G., Jr.....1919-20

Morey, Robert.....2008-09-10
 Morgenthaler, Scott.....2003-04-05
 Morris, Dewey.....1958-59
 Morris, Tanner.....2018-19
 Morton, J.W.....1917-18
 Moses, H.....1907-08
 Mount, M.B.....1919
 Moyer, James.....1955-56-57
 Moynihan, Matt (Mgr.).....2004-06
 Mullmann, Ted M.....1952-53
 Muncy, James Lee.....1986-87
 Murdoch, Noah.....2017-18-19
 Murray, James Kirtis, III.....1983-84
 Musser, Jeffrey Stefan.....1979-80
 Mustard, Joseph Carson.....1936
 Myers, Josh.....2003-04-05-06
 Myers, Timothy Robert.....1987

N
 Narleski, William (Capt.)...1984-85-86-87
 Nash, W.H. (Mgr.).....1911
 Neff, D.W.....1912-13-14
 Neighbors, Henry.....1944-46
 Newlen, Carlton D.....1947-48
 Newmyer, Armand.....1943
 Newton, Robert.....2001-02
 Nichols, Frank P., Jr.....1939-40
 Nicholson, Bobby.....2017-18
 Nietopski, Jim.....1982
 Niskey, Brian Patrick.....1989-90-91
 Nistad, Peter J.....1937-39
 Noe, Charles W.....1946-47-48-50
 Northern, David.....1952-53-54
 Norwood, Steven Howard.....1976-77-78
 Novak, Justin.....2015-16-17-18
 Novick, Joe.....2001
 Nuckols, Bradley.....1996-97-98-99

O
 O'Connor, Chad.....2010
 O'Neill, Barrett.....2012
 O'Sullivan, Kevin.....1990-91
 Oest, Trey.....2013
 Ortiz, Devin.....2018-19
 Ouellette, Ryan.....2005
 Owens, Stanley Hart.....1968

P
 Packer, Matt.....2007-08-09
 Paisley, Teddy.....2017
 Pallotta, Dean Allen.....1973-74-75
 Pallotta, Eugene Angelo.....1973-74-75
 Pandak, William M.....1946-47-48-49
 Papanonis, Andrew.....2018
 Papi, Mike.....2012-13-14
 Parker, Eric.....1993-94
 Parker, Jarrett.....2008-09-10
 Parker, Will.....2000-01
 Parrish, Robert R.....1922-23-24-25
 Parrott, Robert.....1948-50
 Paschall, J.R.....1915
 Patton, James.....1948-49-50
 Patton, James D., III.....1942-43-46
 Patton, Samuel J.....1950
 Paulson, Louis George.....1967-68-69
 Pearson, W.H.....1909-10
 Peebles, James E.....1961
 Peirce, Brooke (Mgr.).....1942
 Peizer, Jeremy Reis.....1981
 Peltz, James Carnime.....1944
 Percy, William A.....1960-61
 Pettway, W.B.....1919-20-21
 Phillips, L.L.....1914-15-16
 Phillips, Tom.....1948-49-50
 Pickford, R.H.....1910-11
 Pincavage, John V.....1964-65
 Pinder, J.B., Jr.....1931-32
 Pinder, Joseph W.....1937-38-39
 Pinerio, Daniel.....2014-15-16
 Pohle, George.....1962
 Poindexter, William Green.....1934-36
 Pope, Claiborne McD. (Mgr.)...1936
 Poppert, David.....1999-00
 Poss, Charles E.....1931-32-33
 Post, Mark.....1993-94-95-96
 Poutier, Robert (Capt.-2) ..2005-07-08-09
 Powell, Bert.....1956-57

LETTERWINNERS

Power, William B. (Capt.).....1958-59-60
 Price, Billy 2019
 Priest, Mike2002-03
 Priftis, George (Capt.)..... 1980-81-82-83
 Pritchard, W.I. 1918-19-20-21
 Proscia, Steven2009-10-11
 Purvis, Claude E., Jr 1933

R
 Ragsdale, George 2013
 Randolph, Middleton E. 1928-29
 Ranzetta, Timothy John.....1988-89
 Ratcliffe, Clyde 1959
 ReDavid, Louis F 1939
 Reed, Mayo (Mgr.)1955-56
 Reid, R.T. (Mgr. and Coach).....1910-11
 Rentch, Bruce W1962-63-64
 Rephan, Daughtery (Mgr.)..... 1952
 Reusing, William R1960-61
 Reynolds, Mark2002-03-04
 Rice, L.L. 1907
 Richard, Roy Williams (Capt.)1944-50
 Richardson, Ben.....1997-98
 Richardson, Cayman2017-18-19
 Riesenfeld, Andrew 2000-01-02-03
 Riffée, Mark..... 2008
 Rivell, Robert Richard 1987-88-89-90
 Rivoli, Brendan2018-19
 Rixey, Eppa, Jr. 1912-13-14
 Rixey, W.W. 1917-18-19
 Roach, Melvin1952-53
 Roan, F.J. 1911
 Roberts, Clarke1996-97-98
 Roberts, Jack2015-16-17
 Roberts, Will2009-10-11
 Robinson, Adam1994-95-96
 Robinson, Joe (Mgr.) 1948
 Robinson, Robby1994-95-96
 Roe, Shawn 2004
 Rogers, John 1954-55
 Rogers, Orlin (Capt.)1933-34-35
 Rogers, W.E. 1966
 Rohm, Blake 2018
 Rosenberger, David..... 2013-14-15-16
 Rothwell, S.S. 1918
 Rourke, Stephen (Mgr.) 1979
 Rowell, Joseph W (Capt.)1946-47
 Rueffert, Mark..... 1998-99-00-01
 Rudd, Steven Kent 1983-84-85
 Ruffin, Sidney M. (Mgr.) 1939
 Rule, Jake2007-08
 Russell, Fred.....1957-59
 Ruyak, Todd Eric..... 1989-90-91-92
 Ryder, Jack 1952

S
 Sammons, C. David (Capt.) .1986-87-88-89
 Sargent, George L 1941
 Sargeant, James E. (Capt.) 1939
 Savedge, Henry Kent1985-86-87
 Sawrie, N.J. 1907-08
 Sayer, Richard 1960
 Sborz, Josh2013-14-15
 Scafuro, Albert O 1942
 Scaglione, John2006-07
 Schenk, Jonathan 1996
 Schlim, Joseph Alexander1985-86
 Schuett, Andrew M1977-78-79
 Schultz, Robert F., Jr. (Capt.)1967-69
 Schulz, John R1946-49-50
 Schwab, John (Mgr.) 1954
 Schwartz, Charles Frederick1935-36
 Schwimer, Michael..... 2005-06-07-08
 Scott, Carter (Capt.) 1962-63
 Seabolt, Charles F. 1967-68
 Seabolt, Louie H., Jr1963-64
 Seabury, Beau2006-07
 Sebo, James Robert1970-71
 Seiler, Stuart Keith1987-88-89-90
 Sellers, Robert Scott1974-75
 Sekany, Jason 1996
 Seward, Donnie..... 1993-94-95-96
 Sexton, Thomas K 1922
 Shambora, Tyler2016-17
 Sharff, Richard Lee1988-89-90
 Sheap, Christopher N. (Mgr.) 1965
 Sheets, Roland Thayer.....1959-60-61

Sherlock, Brian1995-96-97-98
 Shifflett, Mitchell.....2011-12
 Shoor, Robert Murray..... 1936
 Shore, Casey 1990-91-92-93
 Shrout, Kevin 1997-98-99-00
 Shulman, Harold 1965
 Silverstein, Scott 2009-11-12-13
 Simmons, Cameron2016-18-19
 Sippley, Frank (Capt.).....1931-32
 Slaughter, Sean 2004
 Sloan, Andrew MacKinnon..... 1986
 Sloan, John Kirkpatrick.....1929-30
 Slutz, R.J. 1994-95
 Smith, Alex 2004-05-06-07
 Smith, Clifford (Capt.) 1974-75-76-77
 Smith, Edward A. (Mgr.)..... 1960
 Smith, E.W. 1915-16-17-18-19
 Smith, Pavin..... 2015-16-17
 Smith, Ryan 2008
 Smith, Walter C1939-40
 Smith, Wayne Stephen.....1980-81
 Smither, Kenneth William1980-81
 Snapp, Kent 1991
 Snoddy, Eric1997-98
 Solan, Richard J1964-65
 Sousa, Bennett 2015-16-17-18
 Spencer, William A1961-62
 Sperling, Evan 2017-18-19
 Spigone, Richard C (Capt.)....1969-70-71
 Spooner, Gabe2002-03
 Sposato, Peter Joseph..... 1976-77-78-79
 Sroba, Joseph Peter 1975
 Sroba, Stephen John, Jr... 1971-72-73-74
 Starr, Shooter 2000-01-02-03-04
 Stearns, P.N. 1919
 Steinburg, H.C. 1931-32
 Stephens, John W, Jr1928-29
 Stevens, Robert Matthew.....1983-84
 Stock, Kevin Alan 1989-90-91-92
 Stickley, W.E. 1914-15-16
 Stone, David 1999-00-01-02
 Strain, Don 1952
 Strange, John Allan 1971
 Street, Dan 1999-00-01-02
 Street, Matt 2001-02-03-04-05
 Stuart, Steeter Stanley 1990-91-92-93
 Stull, Aaron 2011
 Susong, D.S. 1907-08
 Swab, Kenny2010-11
 Swanson, Allie2005-06
 Sweet, Stephen Chris 2000-01-02-03
 Syer, John B. 1960-61
 Syrek, Adam Christopher.....1988-89

T
 Taglieri, Marc (Capt.)... 1991-92-93-94-95
 Talley, Daniel D., III (Mgr.) 1941
 Tanner, Daniel 2003
 Tappen, Alex2018-19
 Tata, Robert1952-53
 Tate, Lawrence K. 1962-63-64
 Tate, Robert 1952
 Tavenner, Frank S., Jr 1922
 Taylor, Chris 2010-11-12
 Taylor, Tazewell, Jr 1919-20-21-22
 Tazewell, L.W. (Mgr.) 1909
 Tedder, Jackson 2017
 Tekker, Cameron.....2013-14
 Temple, Paul Richard 1972
 Thaiss, Matt 2014-15-16
 Thomas, Clayton Allen 1981
 Thomas, Harry Lee, Jr (Capt)1973-74-75-76
 Thomas, John 1997-98-99-00
 Thomas, Paul Stanley 1976-77-78-79
 Thompson, Gregory Dean..... 1980
 Thompson, Jacob 2006-07-08
 Thompson, Justin 2009-10-11-12
 Thom, A.P. 1909
 Thurman, A.G. III1917-18
 Timberlake, William, Jr (Capt.) 1959-60-61
 Tisdale, Joseph C., Jr 1962-63-64
 Todd, David 1936
 Towns, Kenny 2012-13-14-15
 Trotter, Tom (Mgr.).....1952-53
 Turnbull, Edward R1964-65-66
 Turner, Kenneth1953-54-55
 Turp, David H (Capt.)1944-50

U
 Umbach, Arnold William, III ...1986-87-88
 Umbach, Heath1991-92
 Underwood, Cecil1955-56

V
 Valdes, Franco2008-09-10
 Vance, Robert G., Jr1920-21
 Vasil, Mike 2019
 Ventre, Adam 2005
 Vernon, Roger 1949
 Vest, Ryland H 1963
 Veth, George Andrew 1989
 Vick, Todd Whitfield 1988
 Voigt, Paul Kenneth 1977-78-79
 Vroman, Doug2000-01

W
 Waddell, Brandon 2013-14-15
 Wade, Neal O., Jr 1946-47-48-49
 Wagner, Craig Steven1970-73
 Walker, A.S., (Capt.) 1907-08-09
 Walker, C.C. 1909
 Walsh, Charles M., III (Capt.) .1940-41-42
 Washington, James 1991
 Watkins, John C 1922
 Weber, Andy2016-17-18
 Wehrle, Robert E. (Mgr.)..... 1950
 Weiller, Jack2016-18-19
 Weinberg, Joseph Sidney 1981
 Weisinger, Chester..... 1952
 Wentz, Earle Russell..... 1963
 Werman, Keith 2009-10-11-12
 Werman, Kyle 2001-02-03-04-05
 West, George F 1942
 West, William, Jr (Capt.)... 1978-79-80-81
 White, Charles A1968-69
 White, C.M. 1917-18
 White, J.L. 1914-15-16-17
 White, Syd 1953
 White, William Duval 1972-73-74-75
 Whitehead, Richard C1965-66-67
 Whitley, Reece (Capt.).....1957-59
 Whitten, Kyle2018-19
 Wilcox, James S., Jr 1944
 Wilcox, Mack R., Jr1964-65
 Willey, John R1939-40-41
 Williams Charles Edward.. 1970-71-72-73
 Williams, Jonathan (Capt.) .1971-72-73-74
 Williams, "Lump" (Mgr.)1954-55
 Willis, Symmion..... 1996
 Wilson, Johnnie 1988-89-90-91
 Wilson, Thomas Patrick (Capt.)...1976-78
 Wilson, Riley2017-18-19
 Wilson, Tyler 2008-09-10-11
 Wilson, William L 1946
 Wiltshire, Richard W1941-42
 Wingfield, Patrick 2005-06-07-08
 Winiarski, Cody2010-11
 Winn, Robert1949-50-51
 Withelder, Greg1998-99
 Witmer, C.A. 1910-11
 Woodruff, Thomas 2012-13-14-15
 Woodson, D.B., Jr 1907
 Woolfolk, R.K. 1919
 Word, Robert 2000-01-02
 Word, W.E., Jr 1915
 Wrenn, McDonald E. 1925-26-27-28
 Wright, Edward Henry..... 1930
 Wright, John 1959
 Wyant, Hunter 1998-99-00-01

Y
 Yarbrough, A. N 1958
 Yates, William Guerald 1968
 Yevak, Thomas Edward1985-86-87
 Young, Austin 2011-12-13-14

Z
 Zaikov, Craig 1993-94-95-96
 Zawatski, Geoff1995-96
 Zdacewicz, Raymond.....1976-78
 Zehmer, Charles L1953-54-55
 Zentgraf, Anthony Leo1975-76
 Zimmerer, Alan2001-02-03-04
 Zimmerman, Ryan2003-04-05
 Zucchelli, Ron 1989-90-91-92

VIRGINIA ADMINISTRATION

JAMES E. RYAN UNIVERSITY PRESIDENT



James E. Ryan serves as the ninth president of the University of Virginia. A leading expert on law and education,

Ryan has written extensively about the ways in which law structures educational opportunity. His articles and essays

address such topics as school desegregation, school finance, school choice, standards and testing, pre-K, and the intersection of special education and neuroscience. Ryan is also the coauthor of the textbook "Educational Policy and the Law" and the author of "Five Miles Away, A World Apart," which was published in 2010 by Oxford University Press. Ryan's most recent book, "Wait, What? And Life's Other Essential Questions," based on his popular 2016 commencement speech, was published in 2017 by HarperOne and is a New York Times best-seller. In addition, Ryan has authored articles on constitutional law and theory and has argued before the United States Supreme Court.

Before coming to UVA, Ryan served as Dean of the Harvard Graduate School of Education. In this role, Ryan increased the size, strength, and diversity of the faculty through new hires and promotions. He established the Harvard Teacher Fellows program, an innovative teacher training program for Harvard College seniors and recent alumni, and began a school-wide effort to reimagine its master's degree programs. Ryan oversaw an expansion of professional education, including the creation of two new online certificate programs, and launched Usable Knowledge, an online resource designed to broadly disseminate actionable research findings in education. He and colleagues also embarked on an ongoing effort entitled "Fulfilling the Promise of Diversity," intended to prepare students for careers working in diverse environments, and resulting in new courses, prominent speakers, and teaching workshops related to diversity and inclusion. Under his leadership, the school surpassed its campaign goal of \$250 million more than a year ahead of schedule, and raised the largest gift in the school's history, a \$35.5 million gift to establish the Zaentz Early Education Initiative.

Before his deanship, Ryan was the Matheson & Morgenthau Distinguished Professor at the University of Virginia School of Law. He also served as academic associate dean from 2005 to 2009 and founded and directed the school's Program in Law and Public Service. While at Virginia, Ryan received an All-University Teaching Award, an Outstanding Faculty Award from the State Council of Higher Education for Virginia, and several awards for his scholarship. Ryan has been a visiting professor at Harvard, Yale, and the University of Auckland. He has also served on numerous education boards and commissions, including the U.S. Department of Education's Equity and Excellence Commission and the board of the Maya Angelou Public Charter

School in Washington, D.C. Ryan received his AB summa cum laude from Yale University and his JD from the University of Virginia, which he attended on a full scholarship and from which he graduated first in his class. After law school, Ryan clerked for William H. Rehnquist, the late Chief Justice of the United States, and then worked in Newark, N.J., as a public interest lawyer before entering into teaching. Ryan and his wife, Katie, who is also an alum of the UVA School of Law, have four children.

CARLA WILLIAMS DIRECTOR OF ATHLETICS



School in Washington, D.C.

Ryan received his AB summa cum laude from Yale University and his JD from the University of Virginia, which he attended on a full scholarship and from which he graduated first in his class. After law school, Ryan

clerked for William H. Rehnquist, the late Chief Justice of the United States, and then worked in Newark, N.J., as a public interest lawyer before entering into teaching. Ryan and his wife, Katie, who is also an alum of the UVA School of Law, have four children.

In the short time since Carla Williams was named Virginia's director of athletics in October of 2017, she has made an impact on the Cavaliers athletics landscape. Quite literally.

With a background as a student-athlete, coach and administrator, Williams' approach to leading Virginia is forward thinking. Her focus is on providing opportunities for student-athletes to maximize their college experience while establishing a culture and support system for the sport programs to compete for championships. Above all, her commitment to academic excellence is unwavering.

Williams wants student-athletes at UVA to grow, prosper and prepare themselves for their futures away from athletic competitions. To ensure that approach becomes a reality, she announced The Master Plan project in 2018 that will set the course for generations of future Hoos.

The \$180 million Master Plan addresses the immediate needs to upgrade facilities for the Cavalier football program and UVA Olympic Sports Administrative buildings, sport performance centers and new playing surfaces will be the most visible phases of the project that also includes the demolition of University Hall.

The services and support areas encompassed within the project will have meaningful and lasting impacts on student-athletes in the form of leadership, ethics, stewardship, wellness and academic achievement.

It is a plan that is aggressive in scope, but one that Williams feels is needed to ensure UVA's place among the nation's leading athletics departments. The end result will provide student-athletes an unsurpassed experience in terms of personal development.

During her short tenure as UVA's athletics director, Williams has witnessed a revival of the Cavalier football program and a history-making performance by the men's basketball team. Under coach Bronco Mendenhall, UVA's football program has gone to three-straight bowl games including the program's first Orange Bowl in 2019.

The Virginia men's basketball team won the program's first NCAA Championship in 2019, finishing the tournament with a run of three dramatic come-from-behind victories to cap an epic storyline after UVA exited the championship a year earlier as the first No. 1 seed to lose to a No. 16 seed.

The Cavalier men's lacrosse team captured its eighth national title in 2019 and helped UVA to an eighth-place finish in the Directors' Cup. Virginia also claimed the Capitol One Cup for men's sports in 2019, the second time it won the award since 2015.

In the classroom, UVA student-athletes have set record numbers for placement on the ACC Honor Roll, achieved highest grade point average totals in program history and been recognized by the NCAA for outstanding achievement on academic progress reports.

Williams' appointment at Virginia made her the first female African-American athletics director at a Power Five conference institution. At the time, she was the fifth active female athletics director at that level.

Prior to Virginia, Williams served as an athletics administrator at the University of Georgia for 13 years and was named deputy director of athletics in 2015.

During Williams' tenure as an administrator at Georgia, its athletics teams won 16 NCAA team championships and 37 Southeastern Conference titles.

In her role as deputy director of athletics at Georgia, Williams was responsible for the day-to-day operations of the department and its \$127 million budget. She served as administrator for the Bulldogs' football and Lady Bulldogs' women's basketball programs and also had supervisory responsibility for academic support services, business operations, compliance, event management, external operations, facilities and new construction, human resources, sports facilitators (21 sports and 15 head coaches), sports medicine, strength and conditioning, student services and ticketing. She helped to oversee \$162 million in facility additions, upgrades and improvements for the UGA athletics program.



VIRGINIA ADMINISTRATION

Williams served as the Georgia Athletic Association's liaison to the president's office, provost's office, general counsel, equal opportunity office and student affairs. She also served as the athletics department's deputy Title IX officer.

Williams has the unique background of competing, coaching and administering at the highest levels of intercollegiate athletics. She was an All-SEC guard on the basketball court, then helped recruit and coach some of the greatest teams in Georgia's history before moving on to become one of the highest-ranking female administrators in Division I athletics.

Williams began her administrative career at Georgia in 2004. She served as associate athletic director (2004-2008), senior associate athletic director (2008-2011) and executive associate athletic director (2011-2015) before being promoted to deputy director of athletics.

Prior to joining the Bulldogs' staff, Williams was an assistant director of athletics at Vanderbilt (2000-03) and an associate director of athletics (2003-04).

She oversaw 11 men's and women's sports as well as the Commodores' CHAMPS/Life Skills program. From 1997-1998, Williams was coordinator for student-athlete development and life skills at Florida State. While completing her Ph.D. in sport administration, Williams was also a graduate assistant for athletic academic support from 1998-2000.



Over the course of her career in intercollegiate athletics, Williams has administrative experience with each varsity sport sponsored by Virginia with the exceptions of field hockey, rowing, squash and wrestling.

Williams was instrumental in Georgia's programming to enhance the lives of its student-athletes and prepare them for a life beyond athletics, including its comprehensive "The Georgia Way" program. She also helped build ties for Bulldog alumni, including the creation of UGA's NFL alumni development program. Her involvement at Georgia included serving as a member of the student-athlete conduct committee and student wellness committee. She was involved in general campus affairs which included serving on the University's Terry College of Business board of directors and being active in numerous campus personnel search committees.



NCAA and national organization committee membership are a big part of Williams' resume. She served on the executive committee (2010-2014) for the National Association of Collegiate Directors of Athletics. She was a member of the Southeastern Conference's executive committee (2009-2011), participated on the NCAA women's basketball issues committee (2010-2014) and was an executive board member of the National Association of Collegiate Women Athletic Administrators (2007-2009).

A native of LaGrange, Ga., Williams was a three-year starter for the Lady Bulldogs from 1987-89. She finished her career with 1,115 points, 425 assists and 285 steals. Those tallies ranked No. 10, No. 2 and No. 3 among Georgia's career leaders at the completion of her career.

Williams was then an assistant coach on hall of fame coach Andy Landers' staff from 1991-96, including teams which reached the 1995 and 1996 Final Fours, finished as NCAA runner-up in 1996 and won the 1991 and 1996 SEC Championships. Following the 1995-96 season, Williams moved into administration and served as UGA's assistant director of compliance from 1996-97 before continuing her ascent up the administrative ranks at Florida State, Vanderbilt and Georgia.

Williams was an active member in her community, local schools and church and was on the board of directors for the Athens Area Community Foundation and LLL Community Group. She has served as a committee member for Oconee County School System projects and been involved in the Athens Clarke County Mentor Program.

In May 2015, Williams was recognized by the Girl Scouts of Historic Georgia as the Athens Woman of Distinction. That same year she was named one of the top-10 senior woman administrators in the NCAA by the website CollegeAD.org.

Williams and her husband Brian, who holds the title of associate professor of public policy at UVA's Frank Batten School of Leadership and Public Policy, have three children: daughters, Carmen and Camryn, and a son, Joshua.

VIRGINIA ATHLETICS SENIOR STAFF



JIM BOOZ
Deputy Athletics
Director for
Administration



TED WHITE
Deputy Athletics
Director



**BRITNEY
WHITESIDE**
Executive Associate
Athletics Director



STEVE PRITZKER
Executive Associate
Athletics Director/
CFO



NANCY RIVERS
Senior Associate
Athletics Director &
Chief of Staff



TODD GOODALE
Senior Associate
Athletics Director
for External Affairs



DIRK KASTRA
Executive Director
of the Virginia
Athletics Foundation
/ Senior Associate
Athletics Director



**ERIC
BAUMGARTNER**
Associate Athletics
Director for
Compliance

COVERING THE CAVALIERS

The 2020 Virginia Baseball fact book was prepared by the Athletics Media Relations office to assist the news media in its coverage of the Cavaliers this spring. Requests for additional information, feature materials and photographs should be made to AMR.

ATHLETICS MEDIA RELATIONS

University of Virginia
P.O. Box 400853
Charlottesville, VA 22904-4853
(434) 982-5500
VirginiaSports.com

The UVA Athletics Media Relations Office is located on the first floor of John Paul Jones Arena. Regular business hours are 8 a.m. to 5 p.m., Monday through Friday.

PRESS CREDENTIALS

Admission to the Disharoon Park press box is by official credential only and strictly limited to members of the working press. Credentials are not intended for fans, friends or spouses. Cheering is prohibited.

Requests for credentials should be directed to Scott Fitzgerald in AMR no later than 24 hours before game time. Credentials will be left at the will call window at the main entrance or with the parking attendant at the driveway entrance to the stadium and may be picked up beginning two hours prior to gametime.

PARKING PASSES

Requests for Disharoon Park parking passes should be directed to Scott Fitzgerald. These passes (if available) are located in the lower lot off Coogan Way (track lot).

Parking passes are not required in the JPJ West/South lots, across Copeley Road from Kloknër Stadium. Space in the JPJ West/South lots is available on a first-come, first-served basis.

PHOTO CREDENTIALS

All photographers and camera operators must wear a visible credential issued by AMR.

No tripod equipment may be used on field level for the safety of the players. Photographers may shoot in the photo bays at the far end of each dugout as well as areas designated in the grandstand and outfield.

COACH/PLAYER INTERVIEWS

All interviews with coaches and players must be arranged through Scott Fitzgerald in AMR. Please do not contact coaches and student-athletes directly, as this will only slow down the interview process. It is requested that you allow at least one day to arrange interviews.

Players and coaches are typically available before weekday practices between 1:15-1:45 p.m. at Disharoon Park or after practice upon request. Coaches and players are not available for interviews on game day, prior to the game.

Head coach Brian O'Connor is normally available on weekday mornings with advance notice.

POSTGAME INTERVIEWS

Postgame interviews are conducted in the Hall of Fame Room of Disharoon Park after a brief cooling off period. Requested UVA players and head coach Brian O'Connor will be escorted to the HOF Room for all interviews. The UVA clubhouse is closed to the media.

Interviews with visiting team members and coaches will be conducted on the field or in the dugout and are subject to the policy of the visiting team's media relations representative.

TELEPHONES/WIRELESS INTERNET

Wireless Internet is available in the press box. Please see a member of the AMR staff for login directions and passcode. Ethernet lines also are available but are limited.

Should you require your own telephone for game coverage, please contact the AMR office.

GAME SERVICES

Game notes, lineup sheets, fact books/media guides and game programs are available in the press box. Final game statistics are distributed after the game. In-game statistics through StatBroadcast are available for media use only – please see a member of the AMR staff for login instructions.

Live statistics also will be available at VirginiaSports.com/coverage.

TELEVISION/RADIO RIGHTS

Virginia provides one free broadcast phone line for each visiting school for games at Disharoon Park. UVA provides one telephone lines for visiting radio broadcasts. If ISDN lines are needed, please contact the Athletics Media Relations at least one week in advance for further assistance.

Television rights are subject to restrictions set forth by the Atlantic Coast Conference and University of Virginia.

Television and radio crews should contact AMR for credentials to the games they are working. It also is requested that AMR be advised of any special needs crews might have well in advance so details can be worked out.

ATHLETICS MEDIA RELATIONS



JIM DAVES
Assistant AD for
Media Relations

Office243-2467
Mobile962-7668
jimdaves@virginia.edu



SCOTT FITZGERALD
Assistant Director/
Baseball Contact

Office982-9878
Mobile908-246-6818
s.fitzgerald@virginia.edu

PHONE NUMBERS TO NOTE (434)

Athletics Media Relations982-5500
Athletics Ticket Office924-UVA1
(800) 542-UVA1
Baseball Camps243-1066
Sports Promotions/Marketing982-5600
Stadium Press Box244-4071

DIRECTIONS TO DISHAROON PARK

Address: 434 Lannigan Lane,
Charlottesville, VA 22904

From the East/West: Take I-64 to exit 118B (Culpeper-Charlottesville). Take second exit (sign will say University of Virginia Information Center and Business 250 East) and bear right onto Ivy Road. At second light, turn left onto Copeley Road. The baseball field is behind the track on the left and not visible from the road.

From the North: Take Route 29 south into Charlottesville (Emmet Street). Turn right at Massie Road. Go to the next light and turn left onto Copeley Road. The baseball field is behind the track on the right.

From the South: Take Route 29 to Business Route 250 East (sign will say University of Virginia Information Center) and bear right onto Ivy Road. At second stoplight, turn left onto Copeley Road. The baseball field is behind the track on the left.

CAVALIERS ON THE RADIO



Cavalier baseball games are broadcast on WINA 1070 AM and 98.9 FM Charlottesville, the Home of the Hoos. The audio of every game is streamed online at VirginiaSports.com,

WINA produces all University of Virginia baseball games. WINA's Channing Poole (Virginia, '13) will handle the play-by-play duties.

For an updated radio schedule, visit the baseball schedule page at VirginiaSports.com.