

TABLE OF CONTENTS

Rosters.....	2-3
Head Coach Brian O'Connor.....	4-7
Associate Head Coach Kevin McMullan.....	8-9
Assistant Coach Karl Kuhn.....	10-11
Assistants Matt Kirby/Greg Miclat.....	12
Support Staff.....	13
Player Profiles.....	14-24
Bettinger/Casey/Clement.....	14
Cody/Comer/Coman.....	15
Doherty/Donahue/Doyle.....	16
Dozier/Eason/Eikhoff/Gerstenmaier.....	17
Grounds/Harrington/Haseley.....	18
Jones/Karstetter/Lynch.....	19
McCarthy/Meola/Novak.....	20
Pincro/Roberts.....	21
Rosenberger/Shambora/Simmons/Sloan.....	22
Smith/Sousa/Sperling.....	23
Thaiss/Weber/Weiller/Wilson.....	24
2015 Season Review/Statistics.....	25-30
Davenport Field at the UVA Baseball Stadium.....	31
Virginia Baseball History.....	32-33
2015 National Champions.....	34-35
2009 College World Series.....	36
2011 College World Series.....	37
2014 College World Series.....	38
NCAA Tournament History/Records.....	39-40
Year-by-Year Records/UVA Coaching History.....	41
Former Cavaliers in Professional Baseball.....	42-43
UVA in the Major League Baseball Draft.....	44
Batting Records.....	45
Pitching Records.....	46
Single-Game Records.....	47
Annual Leaders.....	48-49
Single-Season Team Records.....	50
National Awards and Honors.....	51
Postseason Awards and Honors.....	52
ACC Awards and Honors.....	53
Year-by-Year Results.....	54-65
Series Records.....	66
Game-by-Game vs ACC, 2016 Opponents.....	67-71
All-Time Letterwinners.....	72-74
University Administration/Senior Staff.....	75
Covering the Cavaliers.....	76

SOCIAL MEDIA



@UVABaseball

FACT BOOK CREDITS

The 2016 Virginia Baseball Fact Book was written and edited by Andy Fledderjohann with the assistance of Daniel Buckley and Steffen Herter. Cover design by Matt Riley. Interior layout by Andy Fledderjohann.

Photos by John Atkins, Jim Capony, Daily Progress, Jim Carpenter, Jim Daves, Jim Davidson, Pete Emerson, Tony Farlow, Mike Gentry, Kelsey Grant, Dennis Hubbard, Pete LaFleur, Minorwhite Studios, Bruce Newman, Matt Riley, Oakland Athletics, San Francisco Giants, Seattle Mariners, Andrew Shurtleff, Paul Simpson, Kenji Takabayashi, Rodger M. Wood, Washington Nationals

On the Cover (L-R): Daniel Pinero, Connor Jones, Matt Thaiss

BASEBALL INFORMATION

Head Coach.....	Brian O'Connor (Creighton, '93)
Career/UVA Record.....	558-201-2, .735 (13th season)
NCAA Appearances.....	12 (2004-15)
Associate Head Coach.....	Kevin McMullan
Assistant Coaches.....	Karl Kuhn, Matt Kirby
Student Assistant.....	Greg Miclat
Asst. AD for Baseball Admin.....	Justin Armistead
Baseball Administration.....	Robby Swab
Coord. of Video & Scouting.....	Mike Roberts
2015 Record.....	44-24 overall, 15-15 ACC (2nd Coastal)
2015 ACC Tournament.....	1-3
2015 Postseason.....	National Champions
Lake Elsinore Regional (3-0)	
Charlottesville Super Regional (2-0)	
College World Series (5-2)	
2015 Final Rankings.....	1 (Baseball America, Collegiate Baseball, NCBWA, USA Today)
Letterwinners Returning/Lost.....	17/9
Position Players Returning/Lost.....	10/5
Starting Position Players Returning/Lost.....	7/2
Pitchers Returning/Lost.....	9/4
Newcomers.....	17 (15 freshmen, 2 transfers)
Home Facility.....	Davenport Field at UVA Baseball Stadium
Capacity/Surface.....	5,025/Natural Grass
Dimensions.....	332-370-404-370-332

PROGRAM HISTORY

NCAA Tournament Appearances.....	15 (1972, '85, '96, 2004-15)
NCAA Championships.....	1 (2015)
College World Series Appearances.....	4 (2009, '11, '14, '15)
College World Series Finals Appearances.....	2 (2014, '15)
NCAA Regional Championships.....	6 (2009, '10, '11, '13, '14, '15)
Last NCAA Regional Appearance.....	Lake Elsinore (Calif.) Regional (2015)
Last NCAA Super Regional Appearance.....	Charlottesville Super Regional (2015)
ACC Championships.....	4 (1972, '96, '09, '11)
ACC Coastal Division Championships.....	2 (2010, '11)

UNIVERSITY INFORMATION

Location.....	Charlottesville, Va.
Founded.....	by Thomas Jefferson, 1819
Enrollment.....	21,800
President.....	Teresa A. Sullivan
Nicknames.....	Cavaliers, Wahoos, 'Hoos
Colors.....	Orange and Blue
Conference.....	Atlantic Coast
Athletics Director.....	Craig Littlepage
Senior Associate AD/SWA.....	Jane Miller
Athletics Website.....	VirginiaSports.com

MEDIA RELATIONS

Assistant AD, Media Relations.....	Jim Daves
Main Office Phone.....	(434) 982-5500
Baseball Contact.....	Andy Fledderjohann
Office Phone.....	(434) 982-5131
Mobile Phone.....	(434) 906-0075
E-Mail.....	fledder@virginia.edu

2016 SCHEDULE

FEBRUARY

Fri. 19	vs. Kent State ¹	4 p.m.
Sat. 20	vs. Appalachian State ¹	4 p.m.
Sun. 21	at Coastal Carolina.....	2 p.m.
Tue. 23	VMI	3 p.m.
Fri. 26	EAST CAROLINA	3 p.m.
Sat. 27	EAST CAROLINA	1 p.m.
Sun. 28	EAST CAROLINA	1 p.m.

MARCH

Tue. 1	WILLIAM & MARY	3 p.m.
Fri. 4	MONMOUTH	3 p.m.
Sat. 5	MONMOUTH	1 p.m.
Sun. 6	MONMOUTH	1 p.m.
Tue. 8	WAGNER	4 p.m.
Wed. 9	WAGNER	4 p.m.
Fri. 11	at Duke [DBAP] * (ESPN3).....	4 p.m.
Sat. 12	at Duke [DBAP] *.....	1 p.m.
Sun. 13	at Duke [DBAP] *.....	1 p.m.
Tue. 15	TOWSON	4 p.m.
Wed. 16	TOWSON	4 p.m.
Fri. 18	WAKE FOREST *.....	5 p.m.
Sat. 19	WAKE FOREST *.....	1 p.m.
Sun. 20	WAKE FOREST *.....	1 p.m.
Tue. 22	JAMES MADISON	4 p.m.
Fri. 25	at Louisville * (ESPN3).....	6 p.m.
Sat. 26	at Louisville * (ESPN3).....	1 p.m.
Sun. 27	at Louisville * (ESPN3).....	1 p.m.
Tue. 29	OLD DOMINION	4 p.m.

APRIL

Fri. 1	NC STATE *.....	6 p.m.
Sat. 2	NC STATE *.....	4 p.m.
Sun. 3	NC STATE *.....	1 p.m.
Tue. 5	at VCU [The Diamond].....	7 p.m.
Wed. 6	GEORGE WASHINGTON	5 p.m.
Fri. 8	at Boston College *.....	2:30 p.m.
Sat. 9	at Boston College *.....	1:30 p.m.
Sun. 10	at Boston College *.....	1 p.m.
Tue. 12	LONGWOOD	6 p.m.
Fri. 15	NORTH CAROLINA *.....	6 p.m.
Sat. 16	NORTH CAROLINA *.....	4 p.m.
Sun. 17	NORTH CAROLINA *.....	Noon
Tue. 19	RADFORD	6 p.m.
Wed. 20	VCU	6 p.m.
Fri. 22	at Miami * (ESPN3).....	7 p.m.
Sat. 23	at Miami * (ESPN3).....	7 p.m.
Sun. 24	at Miami * (ESPN3).....	1 p.m.
Tue. 26	at Old Dominion [Harbor Park].....	Noon
Sat. 30	at Pittsburgh * (DH).....	3/7 p.m.

MAY

Sun. 1	at Pittsburgh *.....	1 p.m.
Tue. 3	at Liberty.....	7 p.m.
Fri. 13	GEORGIA TECH *.....	6 p.m.
Sat. 14	GEORGIA TECH *.....	4 p.m.
Sun. 15	GEORGIA TECH *.....	Noon
Tue. 17	RICHMOND	6 p.m.
Thu. 19	VIRGINIA TECH *.....	6 p.m.
Fri. 20	VIRGINIA TECH *.....	6 p.m.
Sat. 21	VIRGINIA TECH *.....	4 p.m.
24-29	ACC Championship ¹ (RSN/ESPN2)	

JUNE

3-6	NCAA Regionals ² (ESPN Networks)
10-13	NCAA Super Regionals ² (ESPN Networks)
18-29	College World Series ³ (ESPN/ESPN2)

Home games in **BOLD** ; *denotes ACC games; all times Eastern; televised/webcast games in parentheses; ¹Pelicans Ballpark, Myrtle Beach, S.C.; ²Durham Bulls Athletic Park, Durham, N.C.; ³Sites TBA; ⁴TD Ameritrade Park, Omaha, Neb. All games can be heard on VirginiaSports.com, with select games airing on WINA 1070-AM; game times/dates subject to change

2016 VIRGINIA BASEBALL ROSTER

No.	Name	Pos.	B/T	Ht.	Wt.	Cl.	Hometown/Previous School
2	Jon Meola	INF	R/R	6-0	200	Fr.	Toms River, N.J./Toms River East
3	Jack Weiller	INF	L/R	6-0	170	Fr.	Waccabuc, N.Y./John Jay-Cross River
4	Ernie Clement	INF	R/R	6-0	165	So.	Rochester, N.Y./Brighton
5	Ryan Karstetter	INF	R/R	6-4	205	Fr.	State College, Pa./IMG Academy
7	Adam Haseley	LHP/OF	L/L	6-1	190	So.	Windermere, Fla./The First Academy
8	Robbie Coman	C	R/R	6-1	200	Sr.	Lake Worth, Fla./Park Vista
9	Daniel Lynch	LHP	L/L	6-4	175	Fr.	Henrico, Va./Douglas Freeman
10	Pavin Smith	1B/OF	L/L	6-2	210	So.	Jupiter, Fla./Palm Beach Gardens
11	Bennett Sousa	LHP	L/L	6-3	200	So.	North Palm Beach, Fla./The Benjamin School
12	Charlie Cody	OF/INF	R/R	6-1	185	So.	Chesapeake, Va./Great Bridge
13	Alec Bettinger	RHP	R/R	6-2	185	Jr.	Woodbridge, Va./Hylton
14	Derek Casey	RHP	R/R	6-1	190	So.	Mechanicsville, Va./Hanover
15	Riley Wilson	LHP	L/L	6-0	180	R-Fr.	Midlothian, Va./Cosby
16	Tommy Doyle	RHP	R/R	6-6	215	So.	Vienna, Va./Flint Hill
17	Jack Roberts	RHP	R/R	6-4	215	R-So.	Richmond, Va./James River
18	Justin Novak	INF/C	R/R	5-9	165	So.	Tokyo, Japan/American School in Japan
19	Andy Weber	INF	L/R	6-1	185	Fr.	Aurora, Ohio/Aurora
20	Cameron Simmons	OF/RHP	R/R	6-3	195	Fr.	Royersford, Pa./Spring-Ford
21	Matt Thaiss	C	L/R	6-0	205	Jr.	Jackson, N.J./Jackson Memorial
22	Daniel Pinero	INF	R/R	6-5	215	Jr.	Toronto, Ontario/Humberside Collegiate
23	Grant Donahue	RHP	R/R	6-1	195	Fr.	Berlin, Md./Decatur
25	Jack Gerstenmaier	INF	R/R	6-1	185	So.	Richmond, Va./Douglas Freeman
27	Chesdin Harrington	RHP	R/R	6-1	190	Fr.	Montpelier, Va./Patrick Henry
28	Kevin Doherty	LHP/OF	R/L	6-0	195	Sr.	Laytonsville, Md./Good Counsel
29	Connor Eason	LHP	L/L	6-3	210	Fr.	Chesapeake, Va./Hickory
30	Holden Grounds	RHP	R/R	6-0	190	Jr.	Corsicana, Texas/Navarro College/Corsicana
31	Jake McCarthy	OF	L/L	6-2	200	Fr.	Scranton, Pa./Scranton
32	Nate Eikhoff	INF	L/R	5-11	190	Fr.	Bristow, Va./Patriot
33	Connor Jones	RHP	R/R	6-3	210	Jr.	Chesapeake, Va./Great Bridge
34	Evan Sperling	RHP	R/R	6-6	215	Fr.	Poquoson, Va./Grafton
35	David Rosenberger	LHP	L/L	6-0	195	Sr.	Bethlehem, Pa./Allentown Central Catholic
37	Doak Dozier	OF	L/R	6-2	190	Fr.	Fort Worth, Texas/Arlington Heights
45	Grant Sloan	RHP	R/R	6-4	195	Fr.	Zionsville, Ind./Zionsville
53	Tyler Shambora	RHP	R/R	6-0	185	Jr.	Venice, Fla./St. Petersburg College/Venice
55	Cameron Comer	C/INF	L/R	6-0	180	Fr.	Powell, Ohio/Olentangy Liberty

Head Coach: 26 Brian O'Connor (Creighton '93), 13th season
Associate Head Coach: 44 Kevin McMullan (Indiana-Pa. '90), 13th season
Assistant Coaches: 36 Karl Kuhn (Florida '92), 13th season
 1 Matt Kirby (William & Mary '03), fifth season
 41 Greg Miclat, first season
Student Assistant:
Asst. AD for Baseball Administration: Justin Armistead (Virginia '08), first season
Baseball Administration: Robby Swab (Presbyterian '13), second season
Coordinator of Video & Scouting: Mike Roberts (VMI '12), second season
Athletic Trainer: Brian McGuire (Slippery Rock '93), 13th season
Managers: Conor Boyle, Evan Duhon, Ryan O'Connor, Tom Regn
Video Assistants: Drew Bonner, Rachel Heacock, Jackson Wright

ALPHABETICAL

No.	Name	Pos.
13	Bettinger, Alec	RHP
14	Casey, Derek	RHP
4	Clement, Ernie	INF
12	Cody, Charlie	INF
8	Coman, Robbie	C
55	Comer, Cameron	C/INF
28	Doherty, Kevin	LHP/OF
23	Donahue, Grant	RHP
16	Doyle, Tommy	RHP
37	Dozier, Doak	OF
29	Eason, Connor	LHP
32	Eikhoff, Nate	INF
25	Gerstenmaier, Jack	INF
30	Grounds, Holden	RHP
27	Harrington, Chesdin	RHP
7	Haseley, Adam	LHP/OF
33	Jones, Connor	RHP
5	Karstetter, Ryan	INF
9	Lynch, Daniel	LHP
31	McCarthy, Jake	OF
2	Meola, Jon	INF
18	Novak, Justin	INF/C
22	Pinero, Daniel	INF
17	Roberts, Jack	RHP
35	Rosenberger, David	LHP
53	Shambora, Tyler	RHP
20	Simmons, Cameron	OF
45	Sloan, Grant	RHP/1B
10	Smith, Pavin	1B/OF
11	Sousa, Bennett	LHP
34	Sperling, Evan	RHP
21	Thaiss, Matt	C
19	Weber, Andy	INF
3	Weiller, Jack	INF
15	Wilson, Riley	LHP

PRONUNCIATIONS

Bettinger.....BET-inn-ger
 Clement.....Cluh-MENT
 Coman.....COE-mun
 Comer.....COE-mer
 Eikhoff.....IKE-hoff
 Gerstenmaier..GER-sten-my-er
 Haseley.....HAYS-lee
 Kuhn.....Kyoon
 Pinero.....Pin-AIR-oh
 Pavin Smith.....PAY-vin
 Shambora.....Sham-BORE-uh
 Sousa.....SOO-suh
 Thaiss.....THYCE
 Weber.....Webber
 Weiller.....WHY-ler

BREAKDOWN BY STATE/ PROVINCE/COUNTRY

Florida	5
Indiana	1
Japan	1
Maryland	2
New Jersey	2
New York	2
Ohio	2
Ontario	1
Pennsylvania	4
Texas	2
Virginia	13

BREAKDOWN BY CLASS

True Freshman	15
Redshirt Freshman	1
Sophomore	10
Junior	6
Senior	3

TV/RADIO ROSTER




2 JON MEOLA
INF • R/R • 6-0 • 200 • Fr.
Toms River, N.J.
Toms River East



3 JACK WEILLER
INF • L/R • 6-0 • 170 • Fr.
Waccabuc, N.Y.
John Jay-Cross River




4 ERNIE CLEMENT
INF • R/R • 6-0 • 165 • So.
Rochester, N.Y.
Brighton




5 RYAN KARSTETTER
INF • R/R • 6-4 • 205 • Fr.
State College, Pa.
IMG Academy



7 ADAM HASELEY
LHP/OF • L/L • 6-1 • 190 • So.
Windermere, Fla.
The First Academy



8 ROBBIE COMAN
C • R/R • 6-1 • 200 • Sr.
Lake Worth, Fla.
Park Vista




9 DANIEL LYNCH
LHP • L/L • 6-4 • 175 • Fr.
Henrico, Va.
Douglas Freeman



10 PAVIN SMITH
1B/OF • L/L • 6-2 • 210 • So.
Jupiter, Fla.
Palm Beach Gardens



11 BENNETT SOUSA
LHP • L/L • 6-3 • 200 • So.
North Palm Beach, Fla.
The Benjamin School



12 CHARLIE CODY
OF/INF • R/R • 6-1 • 185 • So.
Chesapeake, Va.
Great Bridge



13 ALEC BETTINGER
RHP • R/R • 6-2 • 185 • Jr.
Woodbridge, Va.
Hylton



14 DEREK CASEY
RHP • R/R • 6-1 • 190 • So.
Mechanicsville, Va.
Hanover



15 RILEY WILSON
LHP • L/L • 6-0 • 180 • R-Fr.
Midlothian, Va.
Cosby



16 TOMMY DOYLE
RHP • R/R • 6-6 • 215 • So.
Vienna, Va.
Flint Hill



17 JACK ROBERTS
RHP • R/R • 6-4 • 215 • R-So.
Richmond, Va.
James River



18 JUSTIN NOVAK
INF/C • R/R • 5-9 • 165 • So.
Tokyo, Japan
American School in Japan



19 ANDY WEBER
LHP • L/L • 6-1 • 185 • Fr.
Aurora, Ohio
Aurora



20 CAMERON SIMMONS
OF/P • R/R • 6-3 • 195 • Fr.
Royersford, Pa.
Spring-Ford



21 MATT THAISS
C • L/R • 6-0 • 205 • Jr.
Jackson, N.J.
Jackson Memorial



22 DANIEL PINERO
INF • R/R • 6-5 • 215 • Jr.
Toronto, Ontario
HumberSide Collegiate



23 GRANT DONAHUE
RHP • R/R • 6-1 • 195 • Fr.
Berlin, Md.
Decatur



25 JACK GERSTENMAIER
INF • R/R • 6-1 • 185 • So.
Richmond, Va.
Douglas Freeman



27 CHESDIN HARRINGTON
RHP • R/R • 6-1 • 190 • Fr.
Montpelier, Va.
Patrick Henry




28 KEVIN DOHERTY
LHP/OF • R/L • 6-0 • 195 • Sr.
Laytonville, Md.
Good Counsel



29 CONNOR EASON
LHP • L/L • 6-3 • 210 • Fr.
Chesapeake, Va.
Hickory



30 HOLDEN GROUNDS
RHP • R/R • 6-0 • 190 • Jr.
Corsicana, Texas
Navarro College/Corsicana



31 JAKE MCCARTHY
OF • L/L • 6-2 • 200 • Fr.
Scranton, Pa.
Scranton



32 NATE EIKHOFF
INF • L/R • 5-11 • 190 • Fr.
Bristow, Va.
Patriot



33 CONNOR JONES
RHP • R/R • 6-3 • 210 • Fr.
Chesapeake, Va.
Great Bridge



34 EVAN SPERLING
RHP • R/R • 6-6 • 215 • Fr.
Poquoson, Va.
Grafton




35 DAVID ROSENBERGER
LHP • L/L • 6-0 • 195 • Sr.
Bethlehem, Pa.
Allentown Central Cath.



37 DOAK DOZIER
OF • L/R • 6-2 • 190 • Fr.
Fort Worth, Texas
Arlington Heights



45 GRANT SLOAN
RHP • R/R • 6-4 • 195 • Fr.
Zionsville, Ind.
Zionsville



53 TYLER SHAMBORA
RHP • R/R • 6-0 • 185 • Jr.
Venice, Fla.
St. Petersburg Coll./Venice



55 CAMERON COMER
C/INF • L/R • 6-0 • 180 • Fr.
Olentangy, Ohio
Olentangy Liberty



BRIAN O'CONNOR
Head Coach
13th Season



KEVIN MCMULLAN
Associate Head Coach
13th Season



KARL KUHN
Assistant Coach
13th Season



MATT KIRBY
Assistant Coach
Fifth Season



GREG MICLAT
Student Assistant
First Season



BRIAN MCGUIRE
Athletic Trainer
13th Season



JUSTIN ARMISTEAD
Asst AD, Baseball Admin.
First Season



MIKE ROBERTS
Coord. Video & Scouting
Second Season



ROBBY SWAB
Baseball Administration
Second Season



BRIAN O'CONNOR

HEAD COACH | 13th SEASON

 @UVACoachOConnor

After leading the Virginia baseball program to its first NCAA Championship in 2015, five-time ACC Coach of the Year and three-time national coach of the year Brian O'Connor reached the pinnacle of college baseball. Now in his 13th season as head coach of the Cavaliers, O'Connor has built his program into a college baseball powerhouse and turned Virginia Baseball into a national brand.

The numbers during O'Connor's first 12 years are staggering:

- 2015 National Champions
- Four College World Series appearances and two CWS Finals berths
- 12 straight NCAA tournament appearances
- Seven NCAA regional championships
- Two ACC championships
- Four 50-win seasons
- 558 wins, including an NCAA-best 342 wins since 2009

O'Connor enters the 2016 season with a career record of 558-201-2 and a 225-122-1 record in ACC play after guiding Virginia to the 2015 National Championship as part of the program's 12th-consecutive NCAA tournament appearance. Virginia is one of just six programs in the nation to earn a berth in the NCAA tournament in each of the last 12 seasons. This success has led to record crowds, excitement and national exposure for Virginia baseball.

O'Connor boasts the third-highest winning percentage of all current head coaches in Division I baseball (73.5 percent). A three-time National Coach of the Year, O'Connor is the second fastest ACC coach to reach 500 career wins. His UVA teams have racked up 10 40-win seasons and played host to eight NCAA regionals and five NCAA super regionals. Since 2009, UVA owns 40 postseason wins – second most in the nation.

Cavalier fans have flocked to UVA's Davenport Field in increasing, record numbers during the O'Connor tenure, prompting several stadium expansions to push the stadium seating capacity over 5,000 in order to meet the rapidly intensifying demand. Virginia has ranked among the top 20 nationally in attendance in each of the last six seasons, including a program-best 142,496 fans in 2014 as UVA finished 11th nationally in attendance. More than 110,000 fans have passed through the Davenport Field turnstiles in five of the last six years.

UVA has ranked among the top 40 in the nation in total home attendance and average home attendance in all 12 years of O'Connor's tenure. Virginia finished a multi-million dollar stadium renovation in the spring of 2010, pushing Davenport Field among the elite in college baseball facilities, with plans in the works for more enhancements in the future.

O'Connor was named the National Coach of the Year in 2015 by the ABCA, Baseball America, Collegiate Baseball, D1Baseball and Perfect Game, marking the third year he has earned such an honor. He was tabbed the 2009 NCBWA and CollegeBaseballInsider.com National Coach of the Year and also was named the 2006 College Baseball Foundation Coach of the Year. He is a five-time recipient of ABCA Atlantic

Region Coach of the Year laurels (2004, 2009, 2011, 2014, 2015) and five-time ACC Coach of the Year honoree (2004, 2010, 2011, 2013, 2014).

Sixty-six of O'Connor's Virginia players have been selected in the Major League Baseball First-Year Player Draft, including 39 in the last six years. Left-handed pitcher Danny Hultzen was taken second overall in the 2011 MLB Draft by the Seattle Mariners, marking UVA's highest draft pick ever. Three Cavaliers were selected in the first round in 2014, the most of any program in the country.

Fourteen former Cavaliers have reached the major leagues after playing for O'Connor, highlighted by Washington Nationals' all-star and Gold Glove third baseman Ryan Zimmerman. Mark Reynolds (Cleveland), Joe Koshansky (Colorado), Brandon Guyer (Tampa Bay), Michael Schwimer (Toronto), Mike Ballard (Baltimore), Sean Doolittle (Oakland), David Adams (New York Yankees), Phil Gosselin (Atlanta), Kyle Crockett (Cleveland), Chris Taylor (Seattle), Jarrett Parker (San Francisco), Tyler Wilson (Baltimore) and John Hicks (Seattle) also have made it to baseball's highest level after playing under O'Connor while at UVA.

In 2005 Zimmerman went on to make one of the quickest jumps ever to the major leagues - two months - and in 2009 became the first former Cavalier to play in the MLB All-Star Game. In 2014 Crockett became the first player from the 2013 MLB Draft to reach the big leagues. Doolittle became the first former Cavalier pitcher to appear in the MLB All-Star Game in 2014.

Fifty-eight Virginia players have nabbed All-ACC honors under O'Connor, including a league-high 40 over the last six seasons. Joe Koshansky (2004) and Sean Doolittle (2006) each were named ACC Player of the Year. Danny Hultzen earned ACC Pitcher of the Year honors in 2010 and 2011, while Nathan Kirby claimed the distinction in 2014. In 2009 Hultzen was tabbed ACC Freshman of the Year, and Joe McCarthy earned the award in 2013.

Winning Percentage

(Active coaches, at least 10 years)

1. Mike Martin, Florida State... .741
2. Mike Fox, North Carolina... .736
3. **Brian O'Connor, Virginia... .735**
4. Wayne Graham, Rice..... .709
5. Dan McDonnell, Louisville.. .696

Wins Since 2009

1. **Virginia 342**
2. LSU 335
3. Florida State 321
4. South Carolina..... 315
5. North Carolina..... 310

Schools to Reach Last 12 NCAA Tournaments

- Arkansas
- Cal State Fullerton
- Florida State
- Miami (Fla.)
- Rice
- Virginia**

During O'Connor's tenure, Virginia players have garnered 21 All-America honors, including Hultzen, who was a three-time First-Team All-American, and Doolittle and Mike Papi, each two-time All-Americans. In addition, 15 Cavaliers have claimed Freshman All-America distinction.

Virginia's recruiting classes annually rank among the top 20 in the nation. Since 2005-06, every Virginia recruiting class has played in at least one College World Series.

Zimmerman, Doolittle, Thompson, Branden Kline and Matt Thaiss each played on USA Baseball national teams. Zimmerman led the U.S. to the gold medal at the World University Games in 2004, and Doolittle helped the Americans to a gold medal in 2006. Thompson notched a silver medal with Team USA at the 2007 Pan American Games. Kline was a member of the 2011 Collegiate National Team. Thaiss competed on the 2015 team.

The Cavaliers also have become a fixture in the national polls. Virginia earned its first No. 1 ranking in 2010. UVA was ranked by Baseball America for 12 weeks during the 2010 season and a dozen more weeks in 2011. UVA reached the top of the polls again in 2014, spending 13 weeks at No. 1, and five weeks in 2015.

Virginia has succeeded in the classroom as well. In 2011 the UVA baseball program earned a public recognition award from the NCAA for its multi-year Academic Progress Rate scores. The APR provides a clear picture of the academic culture in each sport. Hultzen was a Capital One First-Team Academic All-American in 2011, while Tyler Wilson was the winner of the esteemed Lowe's Senior CLASS Award for Baseball in 2011.

O'Connor stresses the importance of pitching, defense and fundamentals. UVA teams have thrived in the pitching game, with the Cavaliers posting the second lowest ERA in the country since 2005 (3.08). Virginia has ranked in the top 20 nationally in ERA in nine of O'Connor's 12 seasons, including six top-three marks. The 2011 team led the nation with a 2.24 ERA, while the 2014 squad was second nationally at 2.23.

Defensively, the Cavaliers also have shined under O'Connor. UVA owns the best fielding percentage in the ACC since his arrival in 2004 (.973). Eight of his 12 teams have ranked among the nation's top 40 in fielding percentage. The 2014 Cavaliers set the program record for fielding percentage with a .981 mark, which ranked fourth nationally.

YEAR-BY-YEAR

After sustaining success throughout the O'Connor tenure, Virginia reached college baseball's summit in 2015 with the program's first national championship. As a No. 3 regional seed, UVA made a dramatic run to Omaha, capped by winning two of three games against Florida before ousting Vanderbilt in three games in the CWS Finals, UVA's second straight trip to the finals. The Cavaliers battled through



UVA COACHING HIGHLIGHTS

- Led Virginia to 2015 NCAA Championship (one of 12 active coaches to win NCAA title)
- Ranks 14th in career win percentage in NCAA Division I history (No. 3 among active coaches)
- 558 wins in 12 years at UVA (average of 46.5 per season), including NCAA-best 56 wins in 2011
- Three-Time National Coach of Year (2006, '09, '15)
- Five-time ACC Coach of the Year (2004, '10, '11, '12, '14)
- Four NCAA College World Series appearances
- 12 straight NCAA Regional appearances, hosting eight as No. 1 seed in Charlottesville
- National seed in NCAA Tournament four times in last six years
- Six NCAA Regional and four Super Regional championships
- Two-time ACC Champions (2009, 2011)
- ACC regular-season champions in 2010 and '11
- 10 40-win seasons (39 wins in 2008 and 2012)
- 348-76 home record (.821), including school-record 35 wins in 2011 and 2013
- Nine top-three finishes in one of the nation's toughest conferences
- 58 All-ACC selections, including three ACC Pitchers of the Year and two ACC Players of the Year
- 19 All-America selections; 15 Freshman All-Americans
- 66 players selected in the MLB Draft and 14 former Cavaliers in Major League Baseball
- Home attendance has increased over 800 percent since O'Connor's arrival: UVA has drawn more than 110,000 fans in five of the last six years (3,749 per game in 2014)

O'CONNOR'S MILESTONE WINS

No.	Date	Opponent	Score
1	Feb. 13, 2004	at N.C. A&T	10-7
100	March 12, 2006	at Georgia Tech	6-3
200	March 30, 2008	Virginia Tech	2-1
300	April 27, 2010	Coastal Carolina	6-3
400	April 26, 2012	at VCU	7-5
500	May 11, 2014	Georgia Tech	4-3
558	June 24, 2015	vs. Vanderbilt	4-2

a tumultuous, injury-riddled regular season, but caught fire in the postseason, winning the Lake Elsinore (Calif.) Regional before coming home to defeat Maryland twice to win the Charlottesville Super Regional. Despite numerous setbacks throughout the season, Virginia kept battling, and that never-say-die attitude was never more evident than in the postseason: UVA scored the go-ahead run in the fifth inning or later in each of their 10 postseason wins.

Virginia had one of the best years in program history in 2014, culminating with the program's first trip to the College World Series Finals. UVA posted a 53-16 record – its fourth 50-win season in the last five years – and won the Charlottesville Regional and Super Regional en route to its third trip to Omaha in the last six seasons. As the tournament's No. 3 national seed, UVA won four games at the CWS in reaching the CWS championship game. Nathan Kirby earned First-Team All-America honors and was tabbed the Co-ACC Pitcher of the Year; he also was one of a record eight Cavaliers named to the All-ACC Team.

Pitching and defense propelled the Cavaliers, as UVA recorded the second-lowest ERA in program history (2.23) and the best fielding percentage in the school annals (.981). UVA ranked second nationally in ERA and fourth in fielding. Nick Howard set an ACC record with 20 saves and then was selected in the first round of the MLB Draft, one of eight Cavaliers to be drafted in 2014. Howard and Mike Papi joined Kirby as 2014 All-Americans.

Virginia went 50-12 in 2013 while playing host to an NCAA regional and super regional. UVA led the ACC in batting (.314) and ranked second nationally in runs (489) and third in scoring (7.9). Papi was named a First-Team All-American while becoming UVA's first ACC batting champion since 1981. Kyle Crockett was tabbed a Third-Team All-American and finished his career with the second-lowest ERA in UVA history (1.98). Outfielder Joe McCarthy posted the highest batting average for a UVA freshman in 29 years and was tabbed the ACC Freshman of the Year and a Freshman All-American; he also was one of a league-high six Cavaliers on the All-ACC Team.

UVA played host to a regional in 2012, going 39-19-1 and earning a second-place finish in the ACC Coastal Division. Branden Kline, Justin Thompson and Keith Werman each were named to the All-ACC team, while Derek Fisher was a unanimous selection as a freshman All-American.

Virginia set a program record with 56 victories in 2011, earning the No. 1 national seed in the NCAA Tournament and advancing to its second College World Series while winning ACC Tournament and Coastal Division championships. UVA went 56-12 and won its third straight NCAA regional title before taking the super regional against UC Irvine after a dramatic ninth-inning rally in Game 3. The Cavaliers posted two wins at the CWS before eventual national champion South Carolina eliminated UVA in a 13-inning contest.


While UVA's pitching staff ranked first nationally in ERA, the Cavaliers recorded a .978 fielding percentage – at the time, a school record – and ranked among the top 20 nationally in batting. Seven Cavaliers were named All-ACC, with four claiming All-America honors – Hultzen, Kline, John Hicks and Will Roberts. The fan base continued to rally around the team as UVA averaged a program-best 3,298 fans per game (125,355 total).

In 2010, the Cavaliers posted a 51-14 record, setting a then-school record for wins in a season as well as ACC wins in a year (23). Record crowds packed Davenport Field, leading to seating expansions on three separate occasions. Virginia averaged 3,148 fans per game, shattering the previous record by nearly 1,400 fans per game.

The Cavaliers were a national seed in the NCAA tournament for the first time in 2010, earning a No. 5 seed. UVA led the conference in batting (.331) for the second straight year and set school records in runs (525), doubles (160), triples (32) and total bases (1166). The Cavaliers also finished seventh nationally in fielding percentage with a then-school record mark of .977. In addition, seven Cavaliers were named to the All-ACC team, while Kevin Arico, Hultzen and Phil Gosselin also earned All-America honors.

In 2009, O'Connor guided Virginia to the program's first College World Series berth while capturing the school's third ACC championship and first regional and super regional crowns on the road to Omaha. Despite featuring a team with 23 underclassmen, the Cavaliers set 11 team records, including hits (767), runs (507) and strikeouts (593), while posting a 49-15-1 mark. Five players earned first-team All-ACC honors, with Hultzen and Parker each gleaning All-America laurels.

After a strong regular season, Virginia caught fire in the postseason, winning the ACC Baseball Championship with four wins in as many days. UVA then traveled to the NCAA Irvine Regional and impressively topped San Diego State and soon-to-be MLB No. 1 draft pick Stephen Strasburg before shutting down top-ranked UC Irvine twice on its home field to win the regional crown. The next week, the Cavaliers rebounded from an opening-game loss to Ole Miss to win the final two contests of



BRIAN O'CONNOR

- **Born:** April 21, 1971, in Omaha, Neb.
- **High School:** 1989 graduate of Saint Albert HS in Council Bluffs, Iowa
- **College:** Bachelor's degree in marketing from Creighton University in 1993
- **Coaching Career:** Assistant Coach at Creighton (1993-94), Assistant Coach at Notre Dame (1994-2001), Associate Head Coach at Notre Dame (2001-03), Head Coach at Virginia (2004-present)
- **Personal:** Married to the former Cindy Petratis of Council Bluffs, Iowa. The couple has two daughters, Ellie and Maggie, and a son, Dillon.

the NCAA Oxford Super Regional in front of hostile crowds to take the super regional title and earn a berth in the College World Series at Rosenblatt Stadium.

While UVA advanced to the College World Series for the first time in 2009, the process of reaching Omaha started six years prior. O'Connor was named the head baseball coach at Virginia on July 8, 2003, and he and his staff wasted no time in propelling the program to new heights.

In O'Connor's first season as head coach, the Cavaliers recorded a 44-15 overall record, 18-6 mark in the ACC and second-place ACC finish. The 18 wins were the most ever by a Cavalier team in league play at the time, and for the first time in school history, Virginia played host to an NCAA regional. Virginia swept five three-game series over conference foes, including a three-game sweep over Georgia Tech in Atlanta for the first time in school history. The Cava-

liers also swept Clemson in three games for the first time since 1972.

UVA racked up another 40-win season in 2005, going 41-20 overall and 14-14 in the ACC. As the No. 7 seed in the ACC tournament, the Cavaliers went to the championship by knocking off three ranked opponents, including two wins over Clemson and a triumph over NC State. UVA posted nine wins over ranked opponents, including a three-game sweep of No. 4 Georgia Tech, which was UVA's second straight regular-season sweep of the Yellow Jackets. The Cavaliers led the ACC in team ERA (2.74) for the second straight year.

O'Connor's 2006 squad set a then-school record with 47 wins on its way to a 47-15 mark, including 21 conference wins. UVA finished third overall in the ACC and just one game behind division champion North Carolina while playing host to an NCAA Regional. Four players were named All-ACC, led by Doolittle, who was the ACC Player of the Year. Four Cavalier freshmen were named Freshman All-Americans, tied for the most in the nation.

In 2007, Virginia boasted a 45-16 record and 19-9 mark in the ACC en route to a second-place finish in the ACC Coastal Division. The Cavaliers played host to an NCAA Regional and bowed out in the championship to eventual national champion Oregon State. Five Cavaliers earned All-ACC honors, while Jacob Thompson was a consensus first-team All-American and Doolittle earned second-team All-America laurels. UVA led the league and was third in the nation in ERA (2.81), led by Thompson with a league-best 1.50 mark. The Cavaliers also posted series wins at then No. 1-North Carolina and Clemson - UVA's first series win ever at Clemson.

In 2008, Virginia reached the ACC Championship game and earned a fifth straight NCAA Regional bid. The Cavaliers went 39-23 overall and 15-15 in the ACC, and steadily improved throughout the season, catching fire in the ACC Baseball Championship, where they defeated No. 1 North Carolina and No. 4 Florida State in successive games. Michael Schwimer earned All-America honors, while Greg Miclat and Pat McAnaney nabbed all-conference laurels.

PRIOR TO VIRGINIA

O'Connor brought a wealth of baseball experience to Charlottesville when he arrived. He came to Virginia after spending nine seasons at Notre Dame (1995-2003) under current LSU coach Paul Mainieri, for whom he served as an assistant coach from 1995-2001 before earning a promotion to associate head coach in 2001. O'Connor was named the 2001 National Assistant Coach of the Year by the American Baseball Coaches Association and Baseball America and was AFLAC National Assistant Coach of the Year in 2003.

While at Notre Dame, O'Connor worked with the Fighting Irish pitchers and served as the program's recruiting coordinator. As Notre Dame's recruiting coordinator, he led the effort that landed a nine-member group ranked as the No. 1 recruiting class in the country in 2001, as well as the sixth-ranked recruiting class in 2003 according to Baseball America.

During O'Connor's nine years at Notre Dame, the Irish compiled an overall record of 399-160-1 (.713), won six conference championships and made six trips to the NCAA Tournament. His last three Notre Dame teams were among the most successful in the school's history. The Irish compiled an overall record of 45-18 in 2003, won the Big East Conference Championship and advanced to the NCAA tournament. In 2002, Notre Dame had an overall record of 50-18, won the Big East Championship and advanced to the College World Series. The 2001 Irish team was 49-13-1, ranked No. 1 in the nation at midseason and played in the NCAA tournament.

O'Connor, who pitched on Creighton's 1991 College World Series team, tutored 17 eventual professional baseball pitchers, including 13 Major League Draft selections, at Notre Dame. He has a proven track record of developing pitchers into top-level prospects, including a pair of first-round selections – Brad Lidge in 1998 and Aaron Heilman in 2001 – who were not drafted in the first 40 rounds coming out of high school (Lidge was a 42nd-round pick, Heilman a 55th-rounder).

PERSONAL

A native of Council Bluffs, Iowa, O'Connor is a 1993 graduate of Creighton University. As a pitcher on the Creighton baseball team under then-CU head coach and former Chicago Cubs general manager Jim Hendry, O'Connor posted a career record of 20-13 with seven saves and a 3.78 ERA. After graduating with a bachelor's degree in marketing, O'Connor was selected in the 29th round of the Major League Baseball draft by the Philadelphia Phillies. He notched a 4-2 record with a 4.03 ERA for Martinsville (Va.) of the Appalachian Class-A League in 1993 before accepting a position as pitching coach at Creighton.

O'Connor is married to the former Cindy Petratis. The couple has three children - two daughters, Ellie and Maggie, and a son, Dillon.



BRIAN O'CONNOR BY THE NUMBERS

CAREER RECORD

Year	School	Overall Record	ACC Record	ACC Finish	Postseason
2004	Virginia	44-15	18-6	2nd	NCAA Regional
2005	Virginia	41-20	14-14	7th	NCAA Regional
2006	Virginia	47-15	21-9	3rd	NCAA Regional
2007	Virginia	45-16	19-9	2nd*	NCAA Regional
2008	Virginia	39-23	15-15	4th*	NCAA Regional
2009	Virginia	49-15-1	16-11-1	4th*	College World Series
2010	Virginia	51-14	23-7	1st*	NCAA Super Regional
2011	Virginia	56-12	22-8	1st*	College World Series
2012	Virginia	39-19-1	18-12	2nd*	NCAA Regional
2013	Virginia	50-12	22-8	2nd*	NCAA Super Regional
2014	Virginia	53-16	22-8	2nd*	NCAA CWS Finals
2015	Virginia	44-24	15-15	2nd*	NCAA Champions

Career 12 years 558-201-2 225-122-1

*Coastal Division

COACHES TO REACH 12 STRAIGHT NCAA TOURNAMENTS TO START CAREER AT SCHOOL (ALL-TIME)

Mike Martin	Florida State	1980-2015 (36 seasons)*
Jim Morris	Miami	1994-2015 (22 seasons)*
Dave Van Horn	Arkansas	2002-15 (14 seasons)*
Jack Leggett	Clemson	1994-2007 (14 seasons)
Brian O'Connor	Virginia	2004-2015 (12 seasons)*

*active streak

LONGEST TENURED STAFFS IN COLLEGE BASEBALL (CURRENT)

- MINNESOTA** John Anderson, Rob Fornasiere, Todd Oakes..... 18th year
- LAMAR** Jim Gilligan, Jim Ricklefsen, Scott Hatten..... 16th year
- VIRGINIA** Brian O'Connor, Kevin McMullan, Karl Kuhn..... 13th year

O'CONNOR VS. OPPONENTS

Arkansas..... 3-1	James Madison..... 13-1-1	Radford..... 7-1
Arkansas State..... 1-0	Kentucky..... 0-1	Rhode Island..... 3-0
Army..... 2-0	Lafayette..... 1-0	Richmond..... 12-0
Auburn..... 1-0	La Salle..... 1-0	Rider..... 3-0
Boston College..... 19-3	Lehigh..... 5-0	Rutgers..... 0-0
Brown..... 2-0	Liberty..... 10-1	Saint Peter's..... 1-0
Bucknell..... 13-0	Longwood..... 7-0	San Diego State..... 2-0
Cal State Fullerton..... 1-1	Louisville..... 0-3	Seton Hall..... 5-1
California..... 2-0	LSU..... 0-1	Siena..... 2-0
Canisius..... 1-0	Marist..... 8-0	South Carolina..... 0-3
Central Connecticut..... 3-0	Marshall..... 4-0	Southern California..... 2-0
Clemson..... 25-6	Maryland..... 31-5	St. John's..... 4-1
Coastal Carolina..... 4-3	Md.-Eastern Shore..... 5-0	St. Joseph's..... 3-0
Coppin State..... 4-0	Miami (Fla.)..... 21-18	Stony Brook..... 3-1
Coll. of Charleston..... 0-1	Mississippi..... 5-1	TCU..... 1-0
Cornell..... 5-0	Mississippi State..... 0-2	The Citadel..... 1-0
Dartmouth..... 2-0	Monmouth..... 6-0	Toledo..... 3-0
Dayton..... 1-0	Mount St. Mary's..... 2-0	Towson..... 15-1
Delaware..... 4-0	Navy..... 3-0	UAB..... 1-0
Duke..... 29-9	Niagara..... 2-0	UC Irvine..... 4-1
East Carolina..... 13-2	Norfolk State..... 4-0	UCLA..... 0-1
Elon..... 3-0	North Carolina..... 21-21	UNC Greensboro..... 1-0
Evansville..... 0-1	North Carolina A&T..... 4-0	UNC Wilmington..... 3-1
Florida..... 2-1	NC State..... 16-22	Vanderbilt..... 3-4
Florida State..... 19-18	North Florida..... 1-0	VCU..... 15-0
Fordham..... 4-1	Notre Dame..... 3-1	VMI..... 9-4
Gardner-Webb..... 1-0	Ohio State..... 0-1	Virginia Tech..... 22-10
George Mason..... 5-0	Old Dominion..... 5-6	Wagner..... 1-0
George Washington..... 10-1	Oklahoma..... 1-3	Wake Forest..... 19-9
Georgetown..... 4-1	Oregon State..... 1-2	William & Mary..... 12-1
Georgia Tech..... 25-15-1	Penn State..... 1-1	Wright State..... 1-2
Hartford..... 1-0	Pittsburgh..... 4-2	Yale..... 2-0
Harvard..... 2-0	Princeton..... 2-1	
High Point..... 1-0	Quinnipiac..... 0-1	



KEVIN McMULLAN

ASSOCIATE HEAD COACH | 13th SEASON

 @Kevin44McMullan

In his 13th season at Virginia and ninth as associate head coach, Kevin McMullan serves as Virginia's recruiting coordinator and hitting coach and works defensively with the Cavaliers' infielders and catchers. He is known as one of the top recruiters and developers of players in the country.

In a November 2012 poll of 70 Division I head coaches by Baseball America, McMullan was named the top assistant coach in college baseball.

The 2009 National Assistant Coach of the Year, McMullan has helped guide Virginia to 558 wins in his 12 seasons, an average of over 46 wins per season. Virginia is one of just six programs to reach each of the last 12 NCAA tournaments.

Virginia advanced to its first College World Series in 2009, setting off a remarkable stretch as UVA has recorded 342 wins in the last seven years – the most victories of any Division I program during that time. That run culminated with the Cavaliers earning their first NCAA national championship in 2015.

In this period UVA has made four trips to the College World Series and won six NCAA Regional championships, two ACC tournament titles and two ACC Coastal Division crowns. UVA has racked up four 50-win seasons since 2010 and also has reached the top of the national polls during four of those seasons.

Virginia's recruiting classes annually rank among the top 20 in the nation. Since 2005-06, every Virginia recruiting class has played in at least one College World Series.

Virginia has led the ACC and in batting over the last seven years combined. The Cavaliers own a .303 team batting average during that span and led the conference in batting in 2009, 2010 and 2013.

Defensively, the Cavaliers also have shined under McMullan, and UVA owns the highest fielding percentage in the ACC since his arrival in 2004 (.974). Eight of the 12 UVA teams have ranked among the nation's top 40 in fielding percentage. The 2014 team set a program record with a .981 fielding percentage, and 10 of the 12 UVA teams in McMullan's tenure have eclipsed the .970 mark in fielding.

In 21 years as a college coach, McMullan has had over 80 players signed by professional organizations. Thirty-six of his Virginia position players have been selected in the Major League Baseball First-Year Player Draft, including 10 who have reached the big leagues: Ryan Zimmerman (Washington), Mark Reynolds (Milwaukee), Joe Koshansky (Colorado), Brandon Guyer (Tampa Bay), Sean Doolittle (Oakland), David Adams (New York Yankees), Chris Taylor (Seattle), Phil Gosselin (Atlanta), Jarrett Parker (San Francisco) and John Hicks (Seattle).

Zimmerman took just two months to jump to the major leagues and was selected as a National League All-Star in 2009, becoming the first former Cavalier to appear in the MLB All-Star Game. He also earned a Gold Glove Award in 2009 and was a Silver Slugger Award winner in 2009 and 2010. Doolittle earned an American League All-Star nod in 2014. McMullan also was vital in development of the Washington Nationals' Chad Tracy (1B-3B)

while coaching him at East Carolina.

YEAR-BY-YEAR

After sustaining success throughout the McMullan tenure, Virginia reached college baseball's summit in 2015 with the program's first national championship. As a No. 3 regional seed, UVA made a dramatic run to Omaha, capped by winning two of three games against Florida before ousting Vanderbilt in three games in the CWS Finals, UVA's second straight trip to the finals. The Cavaliers battled through a tumultuous, injury-riddled regular season, but caught fire in the postseason, winning the Lake Elsinore (Calif.) Regional before coming home to defeat Maryland twice to win the Charlottesville Super Regional. Despite numerous setbacks throughout the season, Virginia kept battling, and that never-say-die attitude was never more evident than in the postseason: UVA scored the go-ahead run in the fifth inning or later in each of their 10 postseason wins.

Virginia had one of the best years in program history in 2014, culminating with the program's first trip to the College World Series Finals. UVA posted a 53-16 record - its fourth 50-win season in the last five years - and won the Charlottesville Regional and Super Regional en route to its third trip to Omaha in the last six seasons. As the tournament's No. 3 national seed, UVA won four games at the CWS in reaching the CWS championship game.

Five Cavalier position players and utility player Nick Howard were named to the All-ACC Team. Howard and first baseman Mike Papi also were named 2014 All-Americans. Virginia produced the best fielding percentage in the school history, touting a .981 mark which ranked fourth nationally. Five Cavalier position players were drafted following the season, including first rounders Derek Fisher and Papi.

Virginia went 50-12 while hosting an NCAA regional and super regional in 2013. UVA led the ACC in batting (.314) and ranked second nationally in runs (489) and third in scoring (7.9). Mike Papi was named a First-Team All-American while becoming UVA's first ACC batting champion since 1981. Outfielder Joe McCarthy posted the highest batting average for a UVA freshman in 29 years and was tabbed the ACC Freshman of the Year as well as a Freshman All-American. Brandon Cogswell, Reed Gagnani and Nick Howard joined Papi and McCarthy on the All-ACC squad.

ACC Batting Since 2009

1. Virginia **.303**
2. Georgia Tech299
3. Clemson291
4. North Carolina290
5. Florida State288

ACC Fielding Since 2004

1. Virginia **.974**
2. North Carolina969
3. NC State968
4. Duke968
5. Clemson967

Virginia played host to a regional in 2012 while going 39-19-1 and earning a second-place finish in the ACC Coastal Division. Second baseman Keith Werman was named to the All-ACC team, while Derek Fisher was a unanimous selection as a Freshman All-American. Featuring a starting lineup with four freshmen, Virginia finished 14th nationally in scoring, 10th in on base percentage (.400) and fourth in triples (32). Stephen Bruno had a huge year, batting .370 while tying a school record with 23 doubles.

During the 2011 season the Cavaliers rolled to a 56-12 record, the ACC Coastal Division championship and the overall ACC Championship. Ranked No. 1 nationally for much of the season, Virginia earned the No. 1 national seed in the NCAA Tournament and won NCAA Regional and Super Regional crowns before going 2-2 at the College World Series. UVA ranked third nationally in doubles (148), fourth in hits (709) and fifth in runs (471). Catcher John Hicks earned All-America honors while Hicks and three other Cavaliers notched all-conference laurels.

In 2010 the Cavaliers won a school-record 51 games, was ranked No. 1 nationally for 12 weeks and won the ACC Coastal Division title as well as an NCAA regional crown. UVA also was the No. 5 national seed in the NCAA tournament. Virginia led the conference in batting (.331) for the second straight year and set school records in runs (525), doubles (160), triples (32) and total bases (1166). The Cavaliers also finished seventh nationally in fielding (.977). A school-record seven Cavaliers were named to the All-ACC team, highlighted by All-American Phil Gosselin, who set a UVA record with 100 hits. Eight Cavalier starters batted at least .300.

In 2009 Virginia won 49 games and earned the ACC Championship as well as NCAA Irvine Regional and Oxford Super Regional titles en route to the school's first College World Series appearance. UVA finished the season with a No. 5 national ranking.

The Cavaliers exploded offensively, leading the ACC in batting (.327) and setting six offensive team records, including hits (767), runs (507), doubles (138), triples (28), RBI (486) and at bats (2343). UVA had a school-record five players earn first-team All-ACC honors, while utility Danny Hultzen and outfielder Jarrett Parker each gleaned All-America laurels. Hultzen also was named the ACC Freshman of the Year, while Parker set the Virginia single-season records in runs (75), hits (94) and total bases (176) and tied the record for triples (7).

The 2008 team advanced to the ACC Championship game and broke the school record for stolen bases (134), which was set the previous season. UVA ranked fifth nationally in stolen bases. Shortstop Greg Miclat was named First-Team All-ACC and tied the school record for career stolen bases with 83.

In 2007, Virginia finished in the top three in the ACC in team batting (.314) with three individuals - Miclat (.376, fifth), David Adams (.372, seventh) and Brandon Guyer (.370, ninth) - among the ACC's top 10. Sean Doolittle broke the school record for career RBI (167), while Guyer finished in the top 10 in career hits (221) in just three seasons. Guyer, Doolittle and Adams were named to the All-ACC team, and the program earned its best-ever national ranking, No. 3, during the season. Miclat also broke the single-season stolen base record (32) as the Cavaliers finished 11th nationally in steals.



UVA COACHING HIGHLIGHTS

- 2015 National Champions
- 2009 National Assistant Coach of the Year
- Every UVA recruiting class since 2005-06 has played in at least one College World Series.
- Virginia leads the ACC over the last six seasons combined (.303).
- Cavaliers have set 11 team offensive school records over the last eight years.
- UVA has by far the best fielding percentage in the ACC since 2004 (.974), including a school-record mark in 2014 (.981).
- Mentored 11 future Major Leaguers at Virginia, including MLB All-Stars Ryan Zimmerman and Sean Doolittle.
- In 21 years as a college coach, McMullan has had 98 players signed by professional organizations.
- Has had 32 UVA position players selected in the MLB Draft; of those, only 13 were previously drafted out of high school and each substantially improved his draft status.
- Has coached 14 All-America honorees and 38 All-ACC selections.

The 2006 team set a then-school record for conference wins (21), led by 2006 ACC Player of the Year Sean Doolittle. Tom Hagan was a first-team All-ACC selection after hitting .357, while Brandon Marsh was a second-team All-ACC selection as eight of UVA's position starters hit above .300.

In 2005, Virginia went 41-20 and played in the ACC Championship game, then earned a bid to the NCAA Corvallis Regional. The Cavaliers also posted a .975 fielding percentage, which ranked seventh nationally.

The 2004 team had a 44-15 overall record and 18-6 mark in the ACC. McMullan guided Joe Koshansky to the 2004 ACC Player of the Year award, a program first. Koshansky set the school record for most RBI in a single season (67). McMullan's tutelage also sparked Zimmerman to twice set the single-season UVA hits record (92 in 2005; 90 in 2004). Mark Reynolds also flourished, tying the then-single-season school runs record of 60 in 2004.

In his first season with the Cavaliers, McMullan helped UVA to major increases in runs scored (101) and bases on balls (87) from the previous year. UVA finished in the Top 25 of several national polls and won 15 more games than the 2003 squad.

PREVIOUS COACHING EXPERIENCE

Prior to his time at Virginia, McMullan served as a manager in the Atlanta Braves organization. While with the Braves, he also coordinated the catchers in spring training and was the coordinator of extended spring training.

Before joining the Braves' organization, McMullan served as acting head coach at East Carolina in 2001-02 for Keith LeClair, who was diagnosed with Lou Gehrig's Disease. During that season, McMullan coached ECU to a 43-20 record, Conference USA Championship and NCAA Regional Final.

At ECU, he served as the recruiting coordinator, hitting coach and catching instructor. In McMullan's three years at ECU, the Pirates posted a record of 138-46, which placed ECU among the top five programs in the country in wins, averaging 46 victories a season. East Carolina won three conference championships and an NCAA Regional Championship while earning two No. 1 seeds and a No. 2 seed in the NCAA tournament. In McMullan's three years, the Pirates finished in the Top 25 each season. In 2002, he recruited and coached NCBWA National Freshman Player of the Year Darryl Lawhorn.

McMullan also served as an assistant coach at St. John's (1996-99) and coached at Indiana University of Pennsylvania (1994-96). At St. John's, McMullan was the recruiting coordinator and hitting coach and also coached the catchers. He helped St. John's to three Big East championship appearances and a Big East title as well as an NCAA Regional berth in 1997. While at IUP, McMullan was the head baseball coach as well as the strength and conditioning coordinator. He coached two conference players of the year as well as three All-Americans.

Aside from his numerous coaching experiences, McMullan also had a decorated career as an athlete. He enjoyed a pro baseball career as a member of the New York Yankees organization (1990-92) and the Salt Lake City Trappers (1990 and 1992). In 1990, he was a Pioneer League All-Star. McMullan also was a two-sport NCAA All-American as a catcher in baseball and a linebacker in football at IUP. He was a member of six championship teams at IUP.

PERSONAL

McMullan is a 1990 graduate of IUP. He is married to the former Sandra Leishman of Wayne, N.J. The couple has three children, Maggie, Emma and Jack. McMullan's father, John McMullan, was an All-America football player at Notre Dame and played in the NFL with the New York Giants, Philadelphia Eagles and New York Titans (now the Jets).



KARL KUHN

ASSISTANT COACH | 13th SEASON

The Virginia pitching staff has met unparalleled success in the past 12 seasons under pitching coach Karl Kuhn. Virginia possesses one of the top pitching staffs in the nation year in and year out under the 13th-year pitching coach of the Cavaliers. Since 2005 Virginia owns a 3.08 cumulative earned run average, second lowest in the nation.

Kuhn was named Collegiate Baseball's 2014 National Pitching Coach of the Year after UVA reached the College World Series Finals.

In 2010, Kuhn was the recipient of Collegiate Baseball's Tom House Teaching Professional of the Year Award. The award recognizes excellence in teaching pitchers and acknowledges years of continued education and study of the latest pitching techniques as identified by scientific fact and biomechanical research.

In 12 seasons, Kuhn's pitching staff has won 558 games, an average of more than 46 victories per season, while Virginia is one of just six programs to reach each of the last 12 NCAA tournaments. His staff has ranked among the top 20 teams nationally in ERA nine of the last 12 years, including a No. 1 ranking in 2011 and a No. 2 standing in 2014 when UVA posted the lowest ERA at UVA in 40 years. The Cavaliers also have racked up four No. 3 national ERA rankings (2005, 2006, 2007, 2009) during Kuhn's tenure.

Virginia advanced to its first College World Series in 2009, setting off a remarkable stretch as UVA has recorded 342 wins in the last six years - the most victories of any Division I program during that time. That run culminated with the Cavaliers earning their first NCAA national championship in 2015.

In this period UVA has made four trips to the College World Series and won six NCAA Regional championships, two ACC tournament titles and two ACC Coastal Division crowns. UVA has racked up four 50-win seasons since 2010 and also has reached the top of the national polls during four of those seasons.

Virginia's recruiting classes annually rank among the top 20 in the nation. Since 2005-06, every Virginia recruiting class has played in at least one College World Series.

During Kuhn's tenure in Charlottesville, UVA has produced 78 shutouts, including an ACC-record 16 in 2011. The Cavaliers also have boasted a league-high 26 ACC Pitchers of the Week during the last 11 years. Kuhn's pitchers are notorious for pounding the strike zone, averaging just 2.8 walks per nine innings since 2004 - fewest in the ACC.

Five of Kuhn's UVA protégés have gone on to reach the major league level. Michael Schwimer (Philadelphia) and Mike Ballard (Baltimore) each reached the big leagues in 2011. Sean Doolittle made his MLB debut in 2012 with the Oakland Athletics and was named to the 2014 American League All-Star Team. Kyle Crockett ripped through the Cleveland Indians farm system in less than a year, debuting with the Indians in May 2014 and becoming the first player from the 2013 draft class to reach the big leagues. Tyler Wilson made his MLB debut with the Baltimore Orioles in May 2015.

Thirty-four of Kuhn's Virginia pitchers have been selected in the Major

League Baseball Draft, including 18 in the top 10 rounds. Three Cavaliers have been picked in the first round of the draft: Danny Hultzen, the second overall pick in 2011, Nick Howard, the 19th selection in 2014, and Nathan Kirby, the 40th pick in 2015.

Kuhn has coached 13 All-Americans and 25 All-ACC honorees in his tenure at Virginia. A three-time First-Team All-American, Hultzen was Virginia's first-ever ACC Freshman of the Year in 2009, then followed it up by becoming the first-ever two-time ACC Pitcher of the Year in 2010 and 2011. In addition, Doolittle (2005-06), Jacob Thompson (2007) and Branden Kline (2011) each earned All-America honors and played for the U.S. Collegiate National Team.

YEAR-BY-YEAR

After sustaining success throughout Kuhn's tenure, Virginia reached college baseball's summit in 2015 with the program's first national championship. As a No. 3 regional seed, UVA made a dramatic run to Omaha, capped by winning two of three games against Florida before ousting Vanderbilt in three games in the CWS Finals, UVA's second straight trip to the finals. UVA pitchers surrendered just two runs in the two wins in the CWS Finals.

The Cavaliers battled through a tumultuous, injury-riddled regular season, but caught fire in the postseason, winning the Lake Elsinore (Calif.) Regional before coming home to defeat Maryland twice to win the Charlottesville Super Regional. Despite numerous setbacks throughout the season, Virginia kept battling, and that never-say-die attitude was never more evident than in the postseason: UVA scored the go-ahead run in the fifth inning or later in each of their 10 postseason wins.

Virginia had one of the best years in program history in 2014, culminating with the program's first trip to the College World Series Finals. UVA posted a 53-16 record - its fourth 50-win season in the last five years en route to its third trip to Omaha in the last six seasons. As the tournament's No. 3 national seed, UVA won four games at the CWS in reaching the CWS championship game. Nathan Kirby earned First-Team All-America honors and was tabbed the Co-ACC Pitcher of the Year.

UVA recorded the second-lowest ERA in program history (2.23), a figure that ranked second nationally. Cavalier pitchers gave up the fewest hits per nine innings of any team in Division I (6.37). An All-America honoree, Nick Howard set an ACC record with 20 saves and then was selected 19th overall in the MLB Draft, one of three Cavalier pitchers to be drafted in 2014.

Virginia posted a 50-win season and earned the No. 6 national seed in the NCAA tournament in 2013. UVA hosted the regional and super regional rounds as the Cavaliers went 50-12, including a 22-8 ACC mark. Kyle Crockett was named a Third-Team All-American by the NCBWA and First-Team

Team ERA Since 2005 (National Leaders)

1. Texas3.07
2. **Virginia****3.08**
3. North Carolina3.27
4. Cal State Fullerton3.28
5. Rice3.33

All-ACC, highlighting a UVA pitching staff that posted a 3.12 ERA. While nearly 45 percent of its innings were pitched by freshmen, UVA still ranked second nationally in strikeout-to-walk ratio (3.38) and sixth in walks per nine innings (2.36) Crockett (fourth round) and Scott Silverstein (25th round) each were picked in the 2013 MLB Draft.

Virginia played host to its sixth regional in nine years in 2012, going 39-19-1 and earning a second-place finish in the ACC Coastal. Branden Kline and Justin Thompson were named to the All-ACC team, while Kline (second round) and Shane Halley (20th) were selected in the MLB Draft.

The Cavalier pitching staff had a remarkable 2011 season, leading the nation with a 2.24 ERA - the lowest ERA of any Division I program since 1992 - while also topping the nation in shutouts (16) and strikeouts (664). UVA's pitching was the key catalyst in the Cavaliers recording a school-record 56 wins, winning the ACC championship and making their second College World Series trip in three years.

Hultzen became the ACC's first two-time Pitcher of the Year and also was named a First-Team All-American for the third straight year while setting the UVA career wins (32) and strikeouts (395) records. He was joined on the All-America teams by closer Branden Kline, who tied the conference saves record with 18, as well as Will Roberts, who fired the first perfect game in UVA history on March 29 against George Washington.

For the first time in program history, three UVA pitchers won 10 or more games in a season - Hultzen (12), Roberts (11) and Tyler Wilson (10). Hultzen became UVA's highest draft pick ever, as the Seattle Mariners selected him second overall, while Roberts, Wilson and Winiarski also were drafted.

In 2010 the Cavaliers racked up 51 wins and won the ACC Coastal Division championship as well as a regional championship. Virginia also earned the program's first-ever No. 1 ranking and held the top spot in the polls for 12 weeks during the season. UVA's pitching staff posted a 3.89 team ERA, which ranked 18th nationally. Kevin Arico led the nation in saves with 18, tying the ACC single-season record in the process. Arico and Hultzen each were named First-Team All-Americans. After the season four Cavaliers (Arico, Neal Davis, Robert Morey, Wilson) were selected in the MLB Draft.

Behind one of the top pitching staffs in the nation in 2009, Virginia won 49 games and earned the program's first-ever trip to the College World Series. UVA's pitchers were sensational in the road to Omaha, posting a 1.45 ERA in the regional and super regional. In the NCAA Irvine Regional, Virginia pitchers allowed just two earned runs - the fewest earned runs allowed in NCAA regional play since the tournament expanded to its current 64-team format in 1999.

The Cavaliers set a then-school record for strikeouts in 2009 with 593. UVA ranked third nationally in ERA (3.23) and fewest hits allowed per nine innings (7.97), seventh in strikeouts and 18th in fewest walks allowed per nine innings (2.93). Following the season, four UVA pitchers (Andrew Carraway, Jeff Lorick, Matt Packer, Robert Poutier) were selected in the MLB Draft.

In 2008, Virginia recorded a 3.83 ERA, which ranked 11th nationally. Closer Michael Schwimer tied the single-season Virginia saves record with 14 en route to All-America laurels. Senior starting pitcher Pat McAnaney was lauded with Second-Team All-ACC honors. Jacob Thompson set the Virginia career wins record with 27, and Matt Packer led all Division



UVA COACHING HIGHLIGHTS

- 2015 National Champions
- 2014 Collegiate Baseball National Pitching Coach of the Year.
- Recipient of 2010 Tom House Teaching Professional of the Year Award.
- Virginia ranked in the top 20 in the country in ERA in nine of his 12 seasons.
- UVA posted the lowest ERA in the nation in 2011 (2.24) and second lowest in 2014 (2.23) and ranked third nationally in ERA in 2005, '06, '07 and '09.
- Virginia boasts the second lowest ERA in the nation since 2005 (3.08).
- UVA won 2011 PitchingInsider.com National Pitching Staff of Year Award.
- Mentored future major leaguers Mike Ballard, Kyle Crockett, Sean Doolittle, Michael Schwimer and Tyler Wilson at UVA.
- Virginia has led the ACC in ERA either outright or in conference play eight times in 12 years.
- UVA pitchers have racked up 25 All-ACC selections - most in the conference - as well as 14 All-America honors during his tenure.
- UVA pitchers allowed just two earned runs in the 2009 NCAA Irvine Regional - the fewest earned runs allowed in NCAA regional play since the tournament expanded to the 64-team format in 1999. UVA nearly matched that total in the 2011 Regional (three runs).
- Coached 36 MLB Draft picks since 2004 - of those, 26 were not drafted out of high school.

I pitchers with a 1.14 ERA to become just the second UVA pitcher to lead the nation in ERA.

In 2007 the Cavaliers posted an ACC-best 2.81 team ERA with nine shutouts. Kuhn was instrumental in Thompson recording one of best seasons ever for a Virginia pitcher. Thompson went 11-0 with a 1.50 ERA, was a consensus first-team All-American and All-ACC and was named a finalist for the Roger Clemens Award. He also earned a spot on the U.S. National Team. With 11 saves, Casey Lambert became the ACC's all-time leader in saves (43) and finished sixth in NCAA history in saves.

In 2006, Kuhn guided his staff to an ACC-best 3.04 team ERA. Sean Doolittle (11-2) and Thompson (10-4) earned All-ACC honors, becoming the first Cavalier tandem to win at least 10 games in a single season. Doolittle was named a consensus second-team All-American and ACC Player of the Year. He was a finalist for the Brooks Wallace Award, given to the nation's top player. Thompson was named a freshman All-American. Senior Mike Ballard had his best season, going 9-3 and becoming just the second pitcher in UVA history to throw a no-hitter (vs. Boston College). Ballard was a 14th-round draft pick of the Texas Rangers, while Lambert posted his third straight 10-save campaign.

In 2005, Kuhn guided the Virginia staff to a league-best 2.74 team ERA and 11 shutouts. Opponents hit just .232 against UVA pitchers. Jeff Kamrath was named to the All-ACC First Team. Lambert earned a UVA single-season record 14 saves. Two starters were drafted in the 2005 MLB Draft as Matt Avery was a ninth-round pick of the Chicago Cubs while Kamrath was selected in the 11th round by Tampa Bay.

Kuhn's 2004 pitching staff led the ACC in ERA in league play and finished 15th nationally (3.63) while also pacing the ACC in fewest walks allowed. Kuhn was integral in the development of Andrew Dobies, a third-round draft pick of the Boston Red Sox and Joe Koshansky, a sixth-round pick of the Colorado Rockies. Koshansky was named the school's first-ever ACC Player of the Year. As a freshman, Lambert tied the then-school record for most saves in a single season (8) and finished second in the ACC in ERA (2.54).

PREVIOUS COACHING EXPERIENCE

The first assistant coach to be hired at Virginia under head coach Brian O'Connor, Kuhn arrived in Charlottesville after serving as the associate head coach and pitching coach at Arkansas-Little Rock for seven years from 1997-2003. At UALR, Kuhn managed all aspects of the Trojans' pitching staff and was also the recruiting coordinator for the program.

As recruiting coordinator, Kuhn had five-consecutive recruiting classes ranked nationally by Collegiate Baseball during his tenure with the Trojans.

Before coaching at UALR, Kuhn spent three years as the pitching coach at Charleston Southern. Under his leadership, the pitching staff led CSU to its first baseball conference championship and NCAA Regional appearance in school history. Kuhn also worked at Valencia Community College in Orlando, Fla. Prior to that, he was pitching coach for two years at Buchholz High School in Gainesville, Fla.

PERSONAL

Kuhn started his college career at Valencia Community College, where he played from 1987-89, then concluded his career playing one season for the University of Florida in 1990. He is a 1992 graduate of Florida.

Kuhn is married to the former Katrina Gosdin and resides in Charlottesville, Va. The couple has two sons, Kason and Kruse.



GREG
MICLAT 41
STUDENT ASST COACH
FIRST SEASON

Former Cavalier standout infielder Greg Miclat is serving as Virginia's student assistant coach for the 2015-16 season. He currently is finishing his undergraduate degree in economics from UVA.

A fifth-round selection of the Baltimore Orioles in the 2008 MLB Draft, Miclat played seven seasons and 566 games in Minor League Baseball across three organizations. Miclat played through the double-A level with the Orioles before spending two seasons at the triple-A level with the Texas Rangers, and finishing his career in triple-A with the St. Louis Cardinals.

He was a 2010 Carolina League All-Star while playing for the Frederick Keys and also earned a 2011 MiLB.com Organization All-Star nod with a .280 batting average and 50 stolen bases in 53 attempts for the Bowie Baysox, the Baltimore Orioles' double-A affiliate.

Miclat played at Virginia from 2006-08 and batted .334 and scored 156 runs in 168 career games. He was a Louisville Slugger Freshman All-American in 2006, led the Cavaliers with a .376 batting average in 2007, and was a First-Team All-ACC honoree in 2008.

Miclat is tied for the Virginia school record in stolen bases with 83 and holds the top two seasons of stolen bases in program history with 32 in 2007 and 30 in 2008.

A native of Concord, N.C., Miclat lives in Charlottesville with his wife, Katie, and their son and daughter, Cruze and Gentry.



MATT
KIRBY 1
ASSISTANT COACH
FIFTH SEASON

Matt Kirby is in his fifth season as the volunteer assistant coach on the Virginia baseball coaching staff. A graduate of William and Mary, Kirby came to Virginia in 2011 after spending the previous two seasons as a coach at Georgetown.

Kirby's primary duties include assisting with the day-to-day development of position players as well as camps and other administrative duties.

During Kirby's tenure at Virginia, the Cavaliers have earned four straight bids to the NCAA tournament, including three regional championships and a pair of trips to the College World Series, culminating with the program's first national championship in 2015.

After serving as the Georgetown volunteer assistant coach in 2010, Kirby was elevated to an assistant coach in 2011 and served as the team's first base coach. While at Georgetown, he managed the travel, equipment and camp budgets and planned and executed practice schedules for all hitters and catchers. Kirby also helped develop student-athlete weight lifting, nutrition and running programs and assisted with the management of Georgetown baseball summer and fall camps.

Kirby was an assistant coach and recruiting coordinator at Villanova for the 2007 and 2008 seasons. He also was responsible for a recruiting class at Villanova that was rated among the top-100 in the country by *Collegiate Baseball*.

Prior to his time at Villanova, Kirby served as an assistant coach at Brown in 2006, where he helped to oversee all areas of the program. The Bears compiled a 12-8 record in Ivy League conference play during the season.

Kirby was the assistant coach at William & Mary in 2005. He worked primarily with the catchers, outfielders and hitters while at William & Mary. Kirby got his start in coaching in 2003 as the student assistant coach at William & Mary, and then became the volunteer coach at Virginia Military Institute in 2004.

Kirby is a 2003 graduate of William & Mary. A four-year letterman as a catcher and pitcher, he was the team captain as a junior and senior and led the Tribe to the Colonial Athletic Association title in 2002. He was voted the team MVP in 2002 when he was a Second-Team All-CAA selection. While at W&M, he caught for future major leaguers Chris Ray and Bill Bray.



JUSTIN ARMISTEAD

**ASSISTANT ATHLETICS DIRECTOR,
BASEBALL ADMINISTRATION
FIRST SEASON**

Justin Armistead is in his first season as the Assistant Athletics Director for Baseball Administration.

This is Armistead's second stint with the Virginia baseball program. Armistead was a member of the UVA baseball program for two of his years as an undergraduate, where his duties ranged from bullpen catcher to assisting with camps. He then served as the Director of Baseball Operations for two seasons before becoming a financial advisor with Virginia Asset Management.

Armistead returned to UVA in August 2011 as the Director of Event Management and served as the primary event manager for several sports.

Armistead's responsibilities include overseeing administrative functions of the baseball program, including managing the operational budget. He will serve as the primary baseball contact for various constituencies throughout the athletics department as well as external groups.

Armistead graduated in three years from the University of Virginia in 2008 with a bachelor's degree in economics.

A Halifax, Va., native, Armistead and his wife, Jessica, live in Charlottesville with their daughter, Finley.



ROBBY SWAB

**BASEBALL ADMINISTRATION
SECOND SEASON**

Robby Swab is serving in his second season as Virginia's Director of Baseball Operations. Swab is involved in every facet of the program, serving as the team's travel coordinator and assisting with all aspects of game-day operations and on-campus recruiting.

Swab was the volunteer assistant coach at Gardner-Webb in 2013-14, coaching catchers and hitters and serving as the first-base coach.

After attending Young Harris Junior College for two years, Swab played two seasons of Division I baseball as a catcher at Presbyterian from 2011-13. He played in 81 career games at Presbyterian with a .298 batting average.

Swab graduated cum laude from Presbyterian with a double major in business administration and history.

Swab also has coaching experience as an assistant with the Kernersville Post 36 Senior America Legion Baseball Team. His older brother Kenny Swab played at Virginia from 2009-11.



MIKE ROBERTS

**COORD., VIDEO & SCOUTING
SECOND SEASON**

Mike Roberts is serving in his second season as Virginia's Coordinator of Video and Scouting. He manages the day-to-day operations of the team's internal video system and coordinates all scouting video.

Roberts played at VMI at catcher from 2006-08. He was picked in the 38th round of the 2008 MLB Draft by the Milwaukee Brewers and reached the high-A level with the Brevard County Manatees in 2010 and 2011. He served as a player-coach with the Manatees in 2011.

Roberts had a career year as a junior at VMI in 2008, setting career bests in nearly every offensive category. He hit .298 nine home runs and 44 RBI. He also was named to the Johnny Bench Award Watch List.

After his playing career concluded, Roberts served as a volunteer assistant coach at VMI from 2012-14 and worked with Keydet catcher Matt Winn, who was a semifinalist for the 2013 Johnny Bench Award. He also spent time as a camp instructor and coaching clinic speaker at several universities in the area.



ALEC BETTINGER 13

RHP • Jr. • 6-2 • 185 • R-R
Woodbridge, Va.
Hylton

2015

- Second on team with 27 appearances, including four starts
- Earned three saves, including in ACC wins over Duke and North Carolina
- Tied for third on team with five wins
- Picked up win in Game 2 of NCAA Super Regional against Maryland after pitching perfect ninth inning (6/6)
- Earned save in Game 1 at North Carolina by working scoreless 10th inning, leaving runners at second and third to end game
- Pitched out of first and third, none-out situation in eighth inning of tie game vs Richmond; earned win (5/12)
- Picked up first career save on Feb. 27 against Hartford
- In three regular-season starts, he allowed one earned run over 15 innings while striking out 17

2014

- Earned wins in all six of his midweek starts, allowing just three earned runs in those contests
- Struck out the side in ninth inning in NCAA tournament opener against Bucknell (5/30)
- Worked five innings of one-run baseball in latest start, a win, against VCU (5/13)
- Had streak of 15 straight scoreless innings snapped against William & Mary (4/16)
- Struck out career-high 11 batters and gave up just one hit and one walk in start against Richmond (4/23)
- Worked four shutout innings to earn win at James Madison (4/8)
- Tossed six shutout frames in victory over Old Dominion (4/1)
- Worked five shutout innings in win over Longwood (3/26)
- Made first college start vs. Princeton, tossing four innings of two-run baseball to earn first win (3/20)
- Tossed 1 2/3 scoreless innings in first appearance vs. VMI (2/15)

CD HYLTON HIGH SCHOOL

- Named First-Team All-District in 2013
- Earned Honorable Mention All-Northwest Region honors in 2013
- Was Honorable Mention All-District selection in 2012
- Team MVP in 2012 and 2013
- Coached by Craig Flesher

PERSONAL

- Parents are Mark and Linda Bettinger
- Has one sister, Julia, and one brother, Cooper

BETTINGER BY THE NUMBERS

Year	ERA	W-L	G-GS	CG	SHO/CBO	SV	IP	H	R	ER	BB	K	BAA	WP	HP	BK
2014	1.23	6-0	11-6	0	0/2	0	36.2	24	5	5	15	32	.188	1	3	0
2015	5.40	5-5	27-4	0	0/1	3	53.1	51	35	32	23	63	.256	2	9	0
TOTAL	3.70	11-5	38-10	0	0/3	3	90.0	75	40	37	38	95	.229	3	12	0



DEREK CASEY 16

RHP • Fr. • 6-1 • 190 • R-R
Mechanicsville, Va.
Hanover

2015

- Pitched in 10 games, including six midweek starts
- Made midweek start for five straight weeks from March 25 to April 21, with UVa earning wins in all of them
- Left April 21 game vs. Longwood after 2 2/3 innings with injury and did not pitch again in 2015
- Earned first college win on March 25 at Liberty
- Worked seven-plus innings of one-run baseball in win in hometown of Richmond on March 31 at VCU
- Made UVA debut on Feb. 14 out of bullpen at East Carolina

HANOVER HIGH SCHOOL


- Selected by St. Louis in 22nd round of 2014 MLB Draft
- 2014 Virginia Player of the Year
- Named 2014 Second-Team High School All-American by Perfect Game
- Named to MaxPreps 2014 Medium Schools All-America Team
- Went 27-0 with 0.51 ERA during his high-school career
- Led team to 2013 and 2014 Virginia state championships
- 2014 All-Metro Player of the Year; two-time All-Metro selection
- Coached by Charlie Dragum

PERSONAL

- Parents are Dale and Pia Casey
- Has one sister, Emma

CASEY BY THE NUMBERS

Year	ERA	W-L	G-GS	CG	SHO/CBO	SV	IP	H	R	ER	BB	K	BAA	WP	HP	BK
2015	3.06	4-1	10-6	0	0/0	0	32.1	27	16	11	13	27	.237	4	3	1



ERNIE CLEMENT 4

INF • So. • 6-0 • 165 • R-R
Rochester, N.Y.
Brighton

2015

- Played in 62 games and started 61 (22 CF, 39 2B)
- Named to All-College World Series Team
- Ranked fifth toughest nationally to strike out (12 K in 260 PA; 1 K per 19.1 AB)
- Batted .292 (7-for-24) in CWS (second best on team)
- Recorded the go-ahead hit in three of UVa's 10 NCAA tournament wins (11-for-42 with seven RBI in tournament)
- Went 3-for-4 and drove in eventual game-winning run with sixth-inning single in Game 2 of CWS Finals (6/23)
- Hit 2-run walk-off single in Game 2 of NCAA Super Regional against Maryland to send Virginia to College World Series (6/6)
- Had two key hits in NCAA Regional: 2-run double in ninth inning vs. USC in opener (5/29) and go-ahead RBI single in eighth inning vs. San Diego State (5/30)
- Led team with 11 HBP and second with nine sacrifice bunts
- Recorded four hits in win over Marist (2/22)
- Homered to lead off La Salle game (2/21)
- Missed his first game April 15 vs. William & Mary because of hamstring injury and was out for seven games
- Started first 21 games of season in center field

BRIGHTON HIGH SCHOOL

- Excelled in baseball and hockey during high school career
- Three-time All-New York State Team, All-Conference and All-Greater Rochester
- Twice named Rochester City Athletic Conference Player of the Year; named league MVP his junior and senior seasons
- Holds school's career records for plate appearances (329), batting average (.464), singles (87), doubles (34) and stolen bases (38); also holds single-season record for batting average (.560) and runs scored (28)
- Two-time team MVP
- Coached by Jason Wasserman
- Also played four years of hockey and one year of soccer
- Was two-time Bowman Cup Team Selection (best hockey players from Rochester and Buffalo areas)
- Led his team in scoring his last two seasons and led league in scoring his senior year while earning All-Greater Rochester honors his senior season
- Earned Hopps Senior Male Athletic Achievement Award (awarded to high school senior male who demonstrates athletic ability, good character and sportsmanship)

PERSONAL

- Parents are Peter and Julie Clement
- Has two sisters, Glennie and Ellie
- Father played rugby at St. Lawrence University, while mother played soccer at Babson College
- Cousin, Abby Clement, ran track at UVA

CLEMENT BY THE NUMBERS

Year	Avg.	G-GS	AB	R	H	2B	3B	HR	RBI	TB	SLG%	BB	HP	K	GDP	OB%	SF	SH	SB-A	E	FLD%
2015	.245	62-61	229	25	56	6	3	1	22	71	.310	9	11	12	1	.303	2	9	3-11	5	.979



CHARLIE CODY

12

OF/INF • So. • 6-1 • 185 • R-R
Chesapeake, Va.
Great Bridge

2015

- Played in 23 games, making 15 starts (12 in LF, 3 at DH)
- Named to ACC Academic Honor Roll
- Had seven-game hit streak snapped with pinch-hit appearance against Duke (5/8)
- Had three hits and threw out runner at the plate in win against Miami (4/18)
- Hit first career home run, a 2-run blast in eighth inning, at Georgia Tech (4/12)
- Recorded three hits in his first college game against East Carolina (2/14)
- Came to UVA as infielder, but moved to outfield early in season to help fill void there

GREAT BRIDGE HIGH SCHOOL

- Three-time all-state honoree
- Named to MaxPreps Underclass All-America Team three times
- Four-time all-district and three-time all-region honoree
- Earned second-team all-district honors in 2014 despite missing part of season with broken hand
- Played with current UVA teammate Connor Jones at Great Bridge; team won 2011 state championship
- Coached by Sean Townsend

PERSONAL

- Parents are Jim and Sarah Cody
- Has two brothers, Patrick and Jimmy, both of whom went on to play college baseball - Patrick played at Gettysburg College, while Jimmy is a senior at Muhlenberg College

CODY BY THE NUMBERS

Year	Avg.	G-GS	AB	R	H	2B	3B	HR	RBI	TB	SLG%	BB	HP	K	GDP	OB%	SF	SH	SB-A	E	FLD%
2015	.291	23-15	55	9	16	2	0	1	6	21	.382	2	3	12	0	.350	0	2	0-1	1	.933



ROBBIE COMAN

8

C • Sr. • 6-1 • 200 • R-R
Lake Worth, Fla.
Park Vista

2015

- Played in 58 games with 55 starts (25 at catcher, 13 at DH, 17 at first base)
- Batted team-best .347 in ACC games (ninth among all ACC players)
- Batted .333 (43-for-132) over last 35 games after return from facial injury
- Started at DH in 11 of UVA's 12 NCAA tournament games
- Was 3-for-8 in NCAA Super Regional
- Hit sacrifice fly to score lone run of game in 1-0 College World Series win over Florida (6/15)
- His RBI groundout snapped a scoreless tie in UVA's win over USC to open NCAA tournament (5/29)
- Was 7-for-36 in 11 games in NCAA tournament
- Was 5-for-12 (.417) at ACC tournament
- Started 21 straight games behind the plate prior to start at first base on May 23 in ACC tournament (stretch started in UVA's final game of Georgia Tech series)
- Missed eight games in late February/early March with knee injury; also missed the April 8 game vs. VMI after taking a grounder to the face during batting practice

2014

- Played in 45 games, with 28 starts
- Had hits in 21 of 28 starts
- Started second game of each weekend series
- Batted .294 (5-for-17) with four runs in NCAA tournament and was 4-for-10 in College World Series
- Hit go-ahead 2-run single in College World Series in fourth inning against Ole Miss (6/21)
- Was 5-for-8 in Wake Forest series
- Hit first college home run in win over Richmond (4/24)
- Went 2-for-7 in Clemson series; scored Game 3's only run

- Was 2-for-7 with two RBI in Virginia Tech series
- Started all three games of Miami series (2-for-10)
- Drove in career-best four runs, three off a bases-clearing double, in win over Princeton (3/20)

2013

- Played in nine games, with five starts
- Missed first 19 games with injury
- Returned March 19 and doubled in run in first at bat
- Three of his four hits were doubles
- Earned first ACC start in second game of DH at Virginia Tech (4/27); went 1-for-3 with double, RBI
- Made first career start March 20 vs. Yale; also started April 23 against Richmond and March 27 vs. Towson

PARK VISTA HIGH SCHOOL

- Three-time all-conference honoree (2010-12)
- Posted career batting average of .344 with 95 hits
- Named second-team all-county by Sun Sentinel his last three years
- Named second-team all-county by Palm Beach Post in 2012
- Earned team's Heart and Hustle Award in 2011 and Gold Glove Award in 2010
- Was team's Most Valuable Hitter in 2012
- Coached by Larry Greenstein at Park Vista
- Also played golf his senior year (carded a 43 average per nine holes)
- Named a scholar-athlete all four years
- Member of National Honor Society and Mu Alpha Theta

PERSONAL

- Parents are Bob and Kim Coman
- Father played golf at Rollins College
- Has two sisters, Katherine and Kristina

COMAN BY THE NUMBERS

Year	Avg.	G-GS	AB	R	H	2B	3B	HR	RBI	TB	SLG%	BB	HP	K	GDP	OB%	SF	SH	SB-A	E	FLD%
2013	.190	9-5	21	2	4	3	0	0	3	7	.333	3	1	3	0	.320	0	1	0-0	0	1.000
2014	.283	45-28	106	18	30	4	0	0	15	39	.368	13	3	9	1	.377	0	7	1-1	3	.989
2015	.289	58-55	201	15	58	6	0	1	22	67	.333	21	3	21	9	.360	3	7	2-7	2	.995
Total	.280	112-88	328	35	92	13	1	2	40	113	.345	37	7	33	10	.363	3	15	3-8	5	.993



CAMERON COMER

55

C/INF • Fr. • 6-0 • 180 • L-R
Powell, Ohio
Olentangy Liberty

OLENTANGY LIBERTY HIGH SCHOOL

- Two-time All-Ohio honoree
- Named OHSAA Division I State Player of the Year his senior year
- Earned Rawlings National High School Gold Glove Award as senior
- Was a Prep Baseball Report Position Player of Year
- Three-time First-Team All-Ohio Capital Conference and all-district honoree
- Batted .444 during his four-year varsity career
- Coached by Ty Brenning at Olentangy Liberty
- Played travel team baseball with Ohio Elite Baseball

PERSONAL

- Parents are Brian and Sandy Comer
- Has a younger brother, Carson
- Has black belt in Tae Kwon Do



KEVIN DOHERTY 28
LHP/OF • Sr. • 6-0 • 195 • R-L
Laytonsville, Md.
Good Counsel

2015

- Named to John Olerud Award Watch List (nation's best two-way player)
- Selected to ACC Academic Honor Roll
- Batted in 43 games, starting 39 (15 LF, 15 RF, 9 DH)
- Also made 23 appearances out of bullpen (third on team)
- Reached base safely in 34 of his 43 games at plate (.354 OBP)
- Had two huge hits in NCAA tournament
- Hit go-ahead, three-run double with two outs in eighth inning in Game 1 of super regional against Maryland (6/5)
- Also smacked go-ahead RBI double in 11th inning in regional championship game against USC (5/31)
- Drew bases-loaded walk in ninth inning of Game 2 of super regional, just preceding Ernie Clement's walk-off hit (6/6)
- Hit first college home run at Virginia Tech (3/15)
- Opposing batters hit .185 against him
- Allowed one earned run in 3 1/3 innings against USC (5/31)
- Worked three perfect innings and struck out four in earning save in Game 3 of series at North Carolina (5/16)
- Tossed three innings in earning save at Notre Dame (3/28)
- Pitched five scoreless innings of relief in UVa's 18-inning win over Marist (2/22)
- Picked up first career save with two shutout innings of relief against La Salle (2/21)

2014

- Pitched out of bullpen 10 times
- Pitched in first ACC game on April 26 at Florida State, striking out both batters he faced
- Finished Old Dominion game with two scoreless innings (4/1)
- Worked two perfect innings in wins over Princeton (3/20) and Longwood (3/26)

2013

- Pitched in three games in relief, totaling 3 2/3 scoreless innings
- Tossed one scoreless innings against Bucknell (3/3) and Yale (3/20)
- Worked 1 2/3 innings against Toledo (2/22)

GOOD COUNSEL HIGH SCHOOL

- Two-time All-Met selection (first team in 2012, HM in 2011)
- Two-time First-Team All-Montgomery County honoree (2011, 2012)
- Twice named First-Team Washington Catholic Athletic Conference (2011, 2012); honorable mention selection in 2010
- Went 4-1 with 1.60 ERA in 2012 (35 IP, .187 BAA, 48 strikeouts)
- Also hit .361 in 2012 with two homers and 20 RBI
- Coached by Carl Smith
- Named to Academic Honor Roll in 2012

PERSONAL

- Parents are Thomas and Susan Doherty
- Father played baseball at Springfield College
- Has two sisters, Allison and Laura

DOHERTY BY THE NUMBERS

Year	ERA	W-L	G-GS	CG	SHO/CBO	SV	IP	H	R	ER	BB	K	BAA	WP	HP	BK
2013	0.00	0-0	3-0	0	0/2	0	3.2	2	0	0	1	3	.154	0	0	0
2014	3.09	0-0	10-0	0	0/2	0	11.2	7	6	4	7	6	.171	0	1	0
2015	3.40	3-1	23 0	0	0/0	3	45.0	29	21	17	10	37	.185	1	2	1
Total	3.13	3-1	36-0	0	0/0	3	60.1	38	27	21	18	46	.180	1	3	1

Year	Avg.	G-GS	AB	R	H	2B	3B	HR	RBI	TB	SLG%	BB	HP	K	GDP	OB%	SF	SH	SB-A	E	FLD%	
2013	--	--	--	--	--	--	--	--	--	--	--	--	--	--	--	--	--	--	--	--	--	--
2014	--	--	--	--	--	--	--	--	--	--	--	--	--	--	--	--	--	--	--	--	--	--
2015	.215	43-39	130	12	28	5	2	1	23	40	.308	28	1	34	3	.354	2	2	4-6	1	1.982	
Total	.215	43-39	130	12	28	5	2	1	23	40	.308	28	1	34	3	.354	2	2	4-6	1	1.982	



GRANT DONAHUE 23
RHP • Fr. • 6-1 • 195 • R-R
Berlin, Md.
Decatur

STEPHEN DECATUR HIGH SCHOOL

- Four-time All-Bayside Conference honoree, including three-time first-team selection
- Named First-Team Maryland District 8 his junior and senior seasons
- Earned selection to Brooks Robinson Memorial All-Star East Team in 2015
- Selected as Bayside Conference Senior All-Star Game MVP (Pitcher) in 2015
- Was his conference's Pitcher of the Year in 2014 when he was 6-1 with 0.77 ERA
- Was 19-4 with 197 strikeouts during his four-year varsity career
- Fired no-hitter during sophomore season in 2013
- Coached by Rich Ferro at Decatur HS
- Four-time Minds in Motion Scholar-Athlete
- Played travel team baseball with EvoShield Canes

PERSONAL

- Parents are Mike and Denise Donahue



TOMMY DOYLE 16
RHP • So. • 6-6 • 215 • R-R
Vienna, Va.
Flint Hill

2015

- Pitched in 16 games out of bullpen
- Named to ACC Academic Honor Roll
- Opponents batted .217 against him
- Fired 3 2/3 scoreless innings in NCAA tournament
- Worked one scoreless inning in College World Series against Florida (6/19)
- Matched career high with 2 2/3 scoreless innings against USC in championship game at NCAA Regional (5/31)
- Pitched perfect ninth inning of relief against NC State in ACC tournament (5/23)
- Missed first month of season with mononucleosis

FLINT HILL HIGH SCHOOL

- Selected by Washington Nationals in 35th
- Three-time all-state and all-conference selection
- 2014 Third-Team All-America selection by Perfect Game
- Named 2014 Co-Virginia State Player of the Year
- Earned 2014 All-Atlantic Region honors
- Was two-time All-Met selection
- Went 7-2 with 1.86 ERA, 84 strikeouts, 18 walks in 51 innings during senior season
- Set high school's school record for strikeouts in one game with 14
- Two-year team captain
- Coached by Tom Verbanic
- Also played basketball and football at Flint Hill

PERSONAL

- Parents are George and Laura Doyle
- Mother played field hockey and lacrosse at Lafayette
- Has one brother, Matt, and two sisters, Claire and Katherine - each played or is playing Division I athletics; Matt played baseball at Harvard, while sisters each play lacrosse at Bucknell

DOYLE BY THE NUMBERS

Year	ERA	W-L	G-GS	CG	SHO/CBO	SV	IP	H	R	ER	BB	K	BAA	WP	HP	BK
2015	3.47	1-1	16-0	0	0/0	0	23.1	18	11	9	18	15	.217	1	3	1



DOAK DOZIER 37

OF • Fr. • 6-2 • 190 • L-R
Fort Worth, Texas
Arlington Heights

ARLINGTON HEIGHTS HIGH SCHOOL

- 2014 Perfect Game All-American
- Was 2015 First-Team All-State honoree and THSBCA All-Star
- Named District MVP and Academic All-State in 2015
- Four-year First-Team All-District honoree
- Four-year varsity letterwinner who set school records for career games (141), stolen bases (100) and runs (138)
- Recorded 13 home runs, 159 hits and 108 RBI in varsity career
- Batted .475 his senior year and finished varsity career with .384 batting average
- Led state in stolen bases (35) his senior year and finished second in home runs (7) and hits (56)
- Coached by Shad Whiteley
- Also played football his freshman year (quarterback/punter)
- Graduated Magna Cum Laude and finished seventh out of 337 students in his graduating class
- Member of National Honor Society; also was a Yellow Jacket Scholar and Director of Athletics Scholar
- Played travel team baseball with D-Bat Gallegos

PERSONAL

- Parents are David and Donna Dozier
- Has one younger sister, Charlotte
- Was named after football legend Doak Walker



CONNOR EASON 29

LHP • Fr. • 6-3 • 210 • L-L
Chesapeake, Va.
Hickory

HICKORY HIGH SCHOOL

- First-Team All-State honoree in 2015
- Earned All-Tidewater Player of Year honors in 2015; one of three Hickory players who have been named All-Tidewater Player of the Year: David Wright (2001) and Gary Ward (2008)
- Named 2015 Athlete of Year by both Chesapeake Sports Club and Norfolk Sports Club
- Named to all-conference team his junior and senior seasons and tabbed as conference player of year in 2015
- Led team to state championship his junior year
- Posted 29-5 career record with 1.79 ERA and 311 strikeouts; also batted .312
- Named Most Valuable Pitcher at 2013 World Wood Bat Tournament
- Coached by Hank Kraft at Hickory HS
- Was honor graduate with 3.9 grade-point average
- Played travel team baseball with EvoShield Canes

PERSONAL

- Parents are Jerry and Michelle Eason
- Has one younger sister, Cassidy



NATE EIKHOFF 32

INF • Fr. • 5-11 • 190 • L-R
Bristow, Va.
Patriot

PATRIOT HIGH SCHOOL

- First-Team All-State selection as senior
- Three-year First-Team All-Conference honoree
- Three-time recipient of All-Region and All-Met honors
- Named Co-Conference Player of Year his senior season
- Hit at least .480 in each of his three varsity seasons: .501 as sophomore, .568 as junior and .480 as senior; also hit four home runs his senior year
- Coached by Sammy Serrano
- Played travel team baseball with Marucci Stars

PERSONAL

- Parents are Rob and Christie Eikhoff
- Mother played softball at Georgia Tech
- Born in San Diego
- Has two brothers, Tyler and Riley, and one sister, Emma



JACK GERSTENMAIER 25

INF • So. • 6-1 • 185 • R-R
Richmond, Va.
Douglas Freeman

2015

- Played in 12 games, including 11 starts (6 2B, 5 DH)
- Recorded hits in eight of his 12 games
- Made UVa debut April 15 against William & Mary after injuring his hamstring and undergoing surgery in September
- Hit RBI single in pinch-hit appearance in ninth inning of CWS Finals vs. Vanderbilt (Game 1, 6/22)
- Picked up single during his first NCAA tournament game against USC (5/29)
- Hit RBI single in ACC win at North Carolina (5/15)
- Hit by pitch to drive in go-ahead run in win against Miami (4/20)
- Went 2-for-4 with pair of RBI i against Miami (4/19)
- Went 3-for-4 in college debut against William & Mary

DOUGLAS FREEMAN HIGH SCHOOL

- Made Perfect Game Collegiate All-Star Team in summer 2014 as rising college freshman; played with Newark Pilots
- Was 2014 First-Team All-State honoree and led team to state championship game (lost to Hickory HS and current UVA teammate Christian Lowry)
- Batted .362 with three home runs, 18 RBI, 26 runs and 22 stolen bases in 2014
- Four-time All-Conference 11 honoree, including first-team selections his junior and senior years
- Two-time All-Region selection
- Named 2014 Conference 11 Player of the Year
- Four-time Academic All-Conference honoree
- Member of 2013 team the reached state semifinals before falling to Great Bridge HS (and current UVA teammates Connor Jones and Charlie Cody)
- Played football his senior season and played running back (6 TDs) and defensive back (1 INT)
- Also played two years of basketball
- Recipient of 2014 Matt Davis Foundation Scholarship (awarded on academics, character and sportsmanship)

PERSONAL

- Parents are Dave Gerstenmaier and Jennie Holsinger
- Has one brother, Chip

GERSTENMAIER BY THE NUMBERS

Year	Avg.	G-GS	AB	R	H	2B	3B	HR	RBI	TB	SLG%	BB	HP	K	GDP	OB%	SF	SH	SB-A	E	FLD%
2015	.297	12-11	37	2	11	1	0	0	6	12	.324	0	2	4	0	.333	0	1	0-0	2	.923



HOLDEN GROUNDS 30

RHP • Jr. • 6-0 • 190 • R-R
Corsicana, Texas
Navarro JC/Corsicana

NAVARRO JUNIOR COLLEGE

- Two-time All-Texas Eastern Athletic Conference pitcher
- Pitched 73 innings and struck out 77 in 2015
- Worked 83 innings and struck out 85 with 3.13 ERA in 2014
- Coached by Whoa Dill and Matt Podjenski
- 2015 Academic All-American

CORSICANA HIGH SCHOOL

- Two-time all-state pitcher
- District player of year his senior season when he went 11-1 with 0.62 ERA and 109 strikeouts in 68 innings
- Twice voted team captain
- Coached by Billy Harlan and Heath Autrey
- Graduated in top five percent of his class
- Played travel team baseball with Dallas Patriots

PERSONAL

- Parents are Terry and Jill Grounds
- Has one older brother, Hayden



CHESDIN HARRINGTON 27

RHP • Fr. • 6-1 • 190 • R-R
Montpelier, Va.
Patrick Henry

PATRICK HENRY HIGH SCHOOL

- 2015 Conference 16 Player of Year
- Named 2015 Second-Team All-State 5A as pitcher
- Earned First-Team All-5A North Region and Second-Team All-Metro honors as pitcher in 2015
- First-team all-conference honoree as pitcher and second-team selection at shortstop as senior
- Was three-time all-conference honoree at shortstop (2013, 2014, 2015)
- Recorded 82 strikeouts, 1.08 ERA and just nine walks in 52 innings during senior season
- Fired three shutouts, including a no-hitter against Mills Godwin HS, during his senior year
- Named MVP of 2015 Conference 16 Tournament (pitched eight-inning shutout in championship game and batted .571 in tournament)
- Two-time team captain
- Coached by Sammy Hart
- Also played varsity football for three years (quarterback and wide receiver)
- Was Second-Team All-Conference 16 selection at wide receiver his junior year
- Member of Honor Roll, National Honor Society, BETA Club and Varsity Club
- Played travel team baseball with Virginia Cardinals

PERSONAL

- Parents are Mark and Julie Harrington
- Has one sister, Logan, who runs cross country and track and Christopher Newport University
- Father played football at Slippery Rock



ADAM HASELEY 7

LHP/OF • So. • 6-1 • 190 • L-L
Windermere, Fla.
The First Academy

2015

- Earned Louisville Slugger Freshman All-America honors
- Named to ACC All-Freshman Team and All-NCAA Lake Elsinore Regional Team
- Started all 68 games, including 62 in the outfield (41 CF, 21 RF, 5 P, 1 DH)
- Hit leadoff in 53 games, including 51 of last 52
- Batted .169 over first 15 games but hit .272 from that point moving forward
- Pitched in 11 games – all after April 1 – including five starts
- Hit team-best .364 (4-for-11) in CWS Finals vs. Vanderbilt
- Reached base four times in Game 3 of CWS Finals (6/24); scored game-winning run in fifth inning
- Started on mound in Game 2 of CWS Finals, working career-long five innings in UVa's 3-0 win; also led off and was 1-for-4, becoming just second player in CWS history to start on mound and lead off (Clemson's Bailey Hendley, June 6/15/58)
- Was 4-for-12 and scored five runs in NCAA regional
- Went 2-for-3 and scored four runs in ACC tournament win over Georgia Tech (5/19)
- Started and worked 4 2/3 innings May 23 in ACC Tournament game against NC State
- Pitched twice in North Carolina series – earned win with perfect ninth inning of relief in Game 1, then started Game 3 and worked two scoreless innings
- Worked final two innings of May 10 game against Duke to claim first college save and clinch series win
- Earned first win in first start on April 22 after working four scoreless innings against Liberty
- Made pitching debut on April 1 vs. VMI, working three innings of scoreless relief

THE FIRST ACADEMY

- Member of 2013 USA Baseball U18 National Team which won world championship in Taichung, Taiwan
- Named to IBAF All-Star Team at outfield and was Team USA's leading hitter
- Also was member of Team USA U14 National Team in 2010
- Three-time first-team all-district honoree
- Earned team's Two-Way Player of the Year Award
- Member of 2014 USA National High School Invitational championship team
- Named team's Defensive Player of the Year
- Coached by Darrell Don and Scott Grove at The First Academy

PERSONAL

- Parents are Rich and Mary-Kay Haseley
- Has one sister, Giavanna

HASELEY BY THE NUMBERS

Year	Avg.	G-GS	AB	R	H	2B	3B	HR	RBI	TB	SLG%	BB	HP	K	GDP	OB%	SF	SH	SB-A	E	FLD%
2015	.250	68-68	276	56	69	11	3	1	19	89	.322	39	7	53	6	.355	2	5	5-6	4	.967

Year	ERA	W-L	G-GS	CG	SHO/CBO	SV	IP	H	R	ER	BB	K	BAA	WP	HP	BK
2015	2.20	2-1	11-5	0	0/1	1	28.2	28	8	7	11	17	.262	1	0	0



CONNOR JONES

33

RHP • Jr. • 6-3 • 210 • R-R
Chesapeake, Va.
Great Bridge

2015

- Named to 2015 U.S. Collegiate National Team, although he withdrew after the College World Series
- Made 18 starts (tied for second most in program history)
- Made first 10 Game 2 starts for UVa in 2015; moved into Game 1 role in NC State series after Nathan Kirby's injury
- After Kirby went down, Jones worked at least six innings in each of his last nine starts (4-1, 2.67 ERA, 64 IP, 54 K, .214 BAA); struck out seven or more in five of those games
- Led ACC in innings pitched with 115 2/3
- Ranked third in ACC in strikeouts (113); tied with Louisville's Brendan McKay for ACC lead in strikeouts in ACC games (70)
- Ranked 10th in ACC in opponent batting (.226), 16th in ERA (3.19)
- Tied for team lead in wins (7)
- Worked twice in College World Series: earned win in opening game against Arkansas (6/13) and took loss against Vanderbilt in Game 1 of CWS Finals (6/22)
- Fired 5 2/3 scoreless innings before Vanderbilt broke scoreless tie against him
- Allowed three earned runs in six innings against Arkansas
- Fired seven innings in earning win against Maryland in Game 1 of super regional (6/5)
- Worked 7 2/3 innings of one-run baseball to pick up win in UVa's NCAA tourney opener against USC (5/29); took shutout into eighth inning
- Worked seven innings, struck out 11 in at NC State (4/24); had shutout until three-run home run in seventh
- Recorded back-to-back 11-strikeout games vs. Miami and NC State – first Cavalier to record double-figure strikeouts in consecutive starts since Tyler Wilson in May 2011

2014

- Led UVA freshmen with 25 appearances (24 out of bullpen); was second on team with 50 2/3 bullpen innings (54 2/3 total innings)
- Worked at least two innings in 16 of his 25 outings
- Tossed three scoreless innings in win over UNC (4/19)
- Recorded win with 4 2/3 scoreless innings of relief to finish game against Virginia Tech (3/29)
- Picked up both of UVA's wins at Miami; went three scoreless innings Sunday and one more Monday
- Worked career-long 4 2/3 innings in extra-inning victory over Boston College (3/15)
- Made midweek start vs. JMU and earned first win, allowing run and three hits (3/11)
- Induced game-ending double-play ball to earn save against Monmouth (3/1)

GREAT BRIDGE HIGH SCHOOL

- Selected by San Diego Padres in 21st round of 2013 MLB Draft
- Ranked No. 1 high school player in Virginia and No. 26 nationally by Perfect Game
- Named 2013 First-Team All-American by Rawlings and MaxPreps
- Tabbed 2013 Gatorade State Player of Year, VHSL AAA State Player of Year and MaxPreps AAA Baseball Player of Year
- Named First-Team All-State in 2013
- Earned 2013 Southeastern District, Eastern Region and Tidewater Player of Year honors
- Named 2013 First-Team All-Tidewater and All-Southeastern District
- Finished four-year varsity career with 22-3 record, two saves, 1.68 ERA and opponent batting average of .179
- Went 10-1 with 0.00 ERA in 2013 regular season (0.55 season ERA)
- Fired 10 shutouts in 2013
- Finished with 5-0 career record in playoffs; winning pitcher in 2011 Virginia AAA state championship game
- Was 2012 First Team Under Armour All-American
- Winning pitcher in 2012 Under Armour All-America Game at Wrigley Field
- Coached by Sean Townsend at Great Bridge
- Also competed on swimming team his freshman and sophomore years
- Placed seventh in region and second in district in 50m freestyle his sophomore year
- 2012-2013 Chesapeake Scholar-Athlete
- Member of National Honor Society and Student Council
- Finished with 3.68 GPA
- Was junior class president

PERSONAL

- Parents are Wes and Kim Jones
- Has one sister, Taylor
- Grandfather, Jim Durham, played baseball at Rider (1960-63); aunt Kristen Durham played women's basketball at Tennessee (1987-89) and was National Gatorade Player of Year coming out of high school

JONES BY THE NUMBERS

Year	ERA	W-L	G-GS	CG	SHO/CBO	SV	IP	H	R	ER	BB	K	BAA	WP	HP	BK
2014	3.13	4-1	25-1	0	0/1	1	54.2	42	19	19	23	40	.225	2	2	1
2015	3.19	7-3	18-18	0	0/0	0	115.2	95	50	41	52	113	.226	8	8	1
Total	3.17	11-4	43-19	0	0/1	1	170.1	136	69	60	75	153	.226	10	10	2



RYAN KARSTETTER

5

INF • Fr. • 6-4 • 205 • R-R
State College, Pa.
IMG Academy

IMG ACADEMY

- Was four-year varsity letterwinner, earning two at State College Area HS before transferring to IMG Academy for junior and senior seasons
- Named team MVP both years at IMG Academy, batting .469 in 2014 and .412 in 2015
- Named to 2015 Florida All-State Team
- Was 2015 Perfect Game Third-Team All-American
- Won three Perfect Game national championships with EvoShield Canes
- Ranked 84th recruit nationally by Perfect Game
- Also played basketball at State College Area HS and won District 6 championship in 2013
- Played travel team baseball with EvoShield Canes

PERSONAL

- Parents are Mike and Maureen Karstetter
- Has one sister, Meghan, and one brother, Kevin
- Father played baseball at Penn State (1984-86)



DANIEL LYNCH

9

LHP • Fr. • 6-4 • 175 • L-L
Henrico, Va.
Douglas Freeman

DOUGLAS FREEMAN HIGH SCHOOL

- Named Perfect Game Honorable Mention All-American
- Was First-Team All-Colonial Conference selection
- Recorded 0.97 ERA his junior year, when he was tabbed a First-Team Class 5A All-State
- Also earned All-Region and All-Metro honors
- Was teammates for three years with current UVA teammate Jack Gerstenmaier
- Coached by Ray Moore
- Earned Academic All-State honors and was member of National Honor Society
- Played travel team baseball with Richmond Baseball Academy West

PERSONAL

- Father is Dan Lynch
- Oldest of three siblings; has one sister, Molly, and one brother, Will



JAKE MCCARTHY 31
OF • Fr. • 6-2 • 200 • L-L
Scranton, Pa.
Scranton

SCRANTON HIGH SCHOOL

- Selected in 23rd round of 2015 MLB Draft by Pittsburgh Pirates
- Four-year letterwinner in baseball, football and basketball
- Three-time all-league selection and 2015 all-region honoree in baseball
- Three-time all-region and all-league pick in football; named First-Team All-State running back in 2014
- Named 2014-15 Times-Tribune Male Athlete of the Year
- Batted .442 his senior year with three home runs, 19 hits, 20 runs in 15 games
- Holds school record for rushing yards in school history (6,080), season (2,105) and game (351)
- Also holds school touchdown records for school history (80), season (30) and game (5)
- Lackawanna Football Conference Division I career record holder in rushing, scoring and touchdowns
- In injury-shortened senior season, he rushed for 1730 yards and 30 touchdowns in just eight games and was named Lackawanna Football Conference Division I Offensive Player of Year
- Won league and district team championships with football and basketball
- Coached by Jamie Higgins (baseball) and Mike Marichak (football)
- Member of National Honor Society
- Played travel team baseball with Baseball U

PERSONAL

- Parents are Joe and Joanne McCarthy
- Has one sister, Morgan, and one brother, Joe
- Brother played at UVA from 2013-15 and was drafted in 2015 by Tampa Bay Rays
- Father played baseball at South Carolina and was drafted three times (Tigers, Twins, Rays)
- McCarthy family (Joe Sr., Joe Jr., Jake and Morgan) all wore No. 31 at Scranton HS, and number was retired on Oct. 23, 2015



JON MEOLA 2
INF • Fr. • 6-0 • 200 • R-R
Toms River, N.J.
Toms River East

TOMS RIVER EAST HIGH SCHOOL

- Standout in baseball, basketball and soccer
- Batted .367 and hit eight home runs during his high school career; hit .405 his senior year
- Named All-Shore and Team MVP
- Coached by Dan Dietrich
- Was team captain of baseball and basketball teams
- Also was named All-Shore in soccer and finished among top five in scoring in conference his senior year
- Played forward for soccer team and scored 19 goals in 22 career matches
- Named Defensive MVP on basketball team his senior season and finished with 512 career rebounds, including 233 his senior year
- Played travel team baseball with Baseball U

PERSONAL

- Parents are Tony and Colleen Meola
- Has one sister, Kylie, and one brother, Aidan
- Father played baseball and soccer at UVA (soccer 1988-89, baseball 1988), earned Hermann Trophy in 1988 (soccer equivalent of Heisman Trophy) and was goalkeeper on UVA's first national championship team in 1989; he was U.S. goalkeeper in the 1990, 1994 and 2002 FIFA World Cups and now is in the U.S. Soccer Hall of Fame



JUSTIN NOVAK 18
INF/C • So. • 5-9 • 165 • R-R
Tokyo, Japan
American School in Japan

2015

- Played in 36 games, making 23 starts (21 at second base, one at shortstop, one at catcher)
- Started UVA's first 21 games
- Laid down eight sacrifice bunts
- As pinch hitter, put down sac bunt in eighth inning in NCAA Regional game vs. San Diego State, setting up go-ahead RBI single (5/30)
- Singled and scored pair of runs in win at NC State (4/24)
- Recorded pair of RBI in win at East Carolina (2/14)

AMERICAN SCHOOL IN JAPAN

- Four-time Kanto Plains All-Star (all-league)
- Led team to two DoDEA Pacific Far East Tournament championships
- Twice named to tournament all-star team
- Team finished 27-0 his senior season
- Coached by John SeEVERS
- Also played two years of basketball (guard) and was team co-captain and MVP his senior year
- Member of team that won 2012-2013 DoDEA Pacific Far East championship
- Was 2013-14 Hong Kong Holiday Tournament All-Star

PERSONAL

- Parents are Kevin and Momoko Novak
- Has one brother, Shawn, who pitched at the University of Hawaii and Oxnard College

NOVAK BY THE NUMBERS

Year	Avg.	G-GS	AB	R	H	2B	3B	HR	RBI	TB	SLG%	BB	HP	K	GDP	OB%	SF	SH	SB-A	E	FLD%
2015	.095	36-23	75	12	1	1	0	0	3	8	.108	5	5	13	0	.200	1	8	1-1	4	4.972



DANIEL PINERO 22
 INF • Jr. • 6-5 • 215 • R-R
 Toronto, Ontario
 Humberside Collegiate

2015

- Selected in 36th round (1090 overall) by Detroit Tigers in 2015 MLB Draft
- Earned spot on All-College World Series Team
- Named Second-Team All-ACC
- Named to Brooks Wallace Award Watch List (nation's top SS)
- Played in 67 of 68 games
- Had streak of 82 straight starts at shortstop snapped April 22 (left Longwood game on April 21 in second inning after getting hit in chin by a pitch)
- Led team and ranked fifth in ACC in runs scored (60), a total which tied for fifth most in program history
- Led team in stolen bases (9) and sacrifice bunts (14)
- Belted six home runs after hitting none during freshman season
- Hit .391 (9-for-23) and scored four runs with .462 OBP in College World Series (all team highs)
- Was 3-for-4 with three stolen bases in College World Series opener against Arkansas (6/13)
- Went 5-for-10 in UVA's three games against Florida at CWS
- Hit home run and drove in career-high four runs against Georgia Tech in ACC Tournament (5/19)
- Hit go-ahead, two-out, two-run single in eighth inning of win over Richmond (5/12)
- Was 3-for-3 and matched career high with four runs scored and reached base five times in win at Notre Dame (3/28)
- Recorded career-high four hits, including home run, in win over Pitt (3/8)

2014

- Third-Team All-ACC honoree at shortstop
- Named a Freshman All-American by Collegiate Baseball
- Named to All-ACC Academic Baseball Team
- Started 68 of UVA's 69 games at shortstop
- Led team with 20 sacrifice bunts (first in ACC, sixth nationally)
- Committed just nine errors in 274 chances (.967 fielding percentage)
- First UVA freshman to start season opener at SS since Mark Reynolds in 2002
- Batted .250 (13-for-52) in NCAA tournament; was 6-for-12 with team-high six runs scored in super regional vs. Maryland
- Was 4-for-14 in CWS Finals against Vanderbilt, including 3-hit day in Game 1
- Was 2-for-10 in ACC tournament
- Went 4-for-12 in Wake Forest series
- Was 3-for-12 in Georgia Tech series; stole third during intentional BB in 11th inning of Game 2 to set up winning run
- 4-for-12 in Florida State series
- Had three hits in 10 ABs in Clemson series; reached base safely in all four Sunday PAs (three BB, one single)
- Was 4-for-10 with three sac bunts in Miami series

HUMBERSIDE COLLEGIATE

- Selected in 20th round of 2013 MLB Draft by Houston Astros
- Played on Canada's Junior National Team in 2011-12 which placed second in 18U World Baseball Championships in Seoul, South Korea
- Played for Ontario Blue Jays travel team and led team with .434 batting average
- Also led team in hits, doubles, triples, homers, RBI, slugging and on-base percentage
- Hit team-high eight home runs with Blue Jays, setting a team record
- Named to Perfect Game's Top 500 list for 2013 MLB Draft; also named one of Canada's top five prospects for 2013 draft
- Named best first baseman at 18U World Baseball Qualification Championships in Cartagena, Colombia
- Also played basketball (point guard) in high school; averaged 20.1 points per game over his four years
- Named team MVP in both baseball and basketball

PERSONAL

- Parents are Reinaldo Pinero and Elena Vojmina
- Has one sister, Natacha Pinero

PINERO BY THE NUMBERS

Year	Avg.	G-GS	AB	R	H	2B	3B	HR	RBI	TB	SLG%	BB	HP	K	GDP	OB%	SF	SH	SB-A	E	FLD%
2014	.261	68-68	241	39	63	6	0	22	69	286	36	8	31	3	.372	3	20	10-13	9	.967	
2015	.308	67-67	253	60	70	8	1	6	29	106	.419	39	5	37	5	.409	1	14	9-11	20	.933
Total	.285	135-135	494	99	141	14	1	6	51	175	.354	75	13	68	8	.391	4	34	19-24	29	.949



JACK ROBERTS 17
 RHP • R-So. • 6-4 • 215 • R-R
 Richmond, Va.
 James River

2015

- Made 16 appearances, including 14 out of bullpen
- Made starts against VMI (4/1) and Richmond (5/12)
- Fired four innings of one run baseball and struck out eight against Cornell (March 1)
- Earned win in college debut on Feb. 14 at East Carolina with four innings of one-run relief

2014

- Redshirt season

JAMES RIVER HIGH SCHOOL

- Named Louisville Slugger All-American his senior year
- Went 7-1 with 0.80 ERA in 11 games during senior year; struck out 84 in 61 IP
- Named Central Region Player of Year and Second-Team All-State as senior
- Was Co-Player of Year for Dominion District in senior year in 2013
- Led team to third-place state finish as sophomore and junior
- Competed at USA Baseball Tournament of Stars as junior
- Made Team USA U16 Team Trials as sophomore
- Was named First-Team All-Dominion District three times at first base; second-team selection his senior year
- Coached by Pete Schumacher
- Was high school teammate of former UVA pitcher Nathan Kirby

PERSONAL

- Parents are Jeff and Mary Ann Roberts
- Has one sister, Katie, and one brother, Will
- Will pitched at UVA from 2009-11 and now is in Cleveland Indians organization
- Cousins Mike and Sam Roberts played at VMI and went on to play minor league baseball

ROBERTS BY THE NUMBERS

Year	ERA	W-L	G-GS	CG	SHO/CBO	SV	IP	H	R	ER	BB	K	BAA	WP	HP	BK
2015	6.08	1-1	16-2	0	0/1	1	23.2	18	17	16	20	22	.207	6	1	0



DAVID ROSENBERGER

LHP • Sr. • 6-0 • 195 • L-L
Bethlehem, Pa.
Allentown Central Catholic

2015

- Pitched in 17 games out of bullpen
- Did not allow an earned run over 6 2/3 innings in three appearances in NCAA tournament
- Pitched against Florida (6/19) and Vanderbilt (6/22) in College World Series (2 2/3 total innings)
- Worked four perfect innings from 7th through 10th to earn win in regional championship game against USC (5/31)
- Notched win in Game 3 at North Carolina with four innings of two-run relief work (5/16)
- Picked up first career save with four-inning outing against Marist (2/21)

2014

- Made 16 appearances, with 15 coming out of bullpen
- Returned to mound May 13 vs. VCU after missing a month with back injury; also pitched to one batter Saturday at Wake Forest (5/17)
- Made first career start against Towson, going four innings without allowing an earned run (3/19)
- Had two scoreless outings in Duke series
- Worked two or more innings in five outings

2013

- Made 20 appearances out of bullpen, spanning 32 2/3 innings
- Worked five scoreless innings out of bullpen, facing minimum of 15 batters, to earn NCAA regional win against Elon (6/2)
- Fired three scoreless innings and allowed just one hit in ACC tournament game against Virginia Tech (5/25)
- Worked 10th and 11th innings at UNC to earn win in Game 3 of series (5/18)
- Had streak of 13 straight scoreless innings snapped at UNC
- Tossed 1 1/3 scoreless innings against Virginia Tech in second game of DH (4/27)
- Pitched three scoreless innings to earn first career win against Richmond (4/23)
- Tossed scoreless inning in game 1 of series against Florida State (4/20)
- Also pitched twice in Clemson series

ALLENTOWN CENTRAL CATHOLIC HIGH SCHOOL

- Two-time all-state honoree (2010 as pitcher, 2012 as DH)
- Twice named to All-Lehigh Valley Conference team (2011, 2012)
- 2010 and 2012 all-area honoree; named team MVP and captain in 2012
- Coached by Matt Garza

PERSONAL

- Parents are Ronald and Karen Rosenberger

ROSENBERGER BY THE NUMBERS

Year	ERA	W-L	G-GS	CG	SHO/CBO	SV	IP	H	R	ER	BB	K	BAA	WP	HP	BK
2013	1.38	3-0	20-0	0	0/1	0	32.2	31	8	5	3	23	.248	1	0	0
2014	2.82	1-1	16-1	0	0/2	0	22.1	20	11	7	8	16	.238	0	3	0
2015	5.03	3-0	18-0	0	0/1	1	34.0	45	21	19	10	19	.324	2	0	0
Total	3.13	7-1	54-1	0	0/4	1	89.0	96	40	31	21	58	.276	3	3	0



TYLER SHAMBORA

RHP • Jr. • 5-11 • 185 • R-R
Venice, Fla.
St. Petersburg College/Venice HS

ST. PETERSBURG COLLEGE

- Named Second-Team All-Conference in 2015
- Went 6-2 with 2.77 ERA and just 13 walks in 78 innings
- Also fired two complete games
- Coached by Ryan Beckman

VENICE HIGH SCHOOL

- Member of back-to-back state championship teams in 2012 and 2013
- Coached by Craig Faulkner
- Member of Spanish Honor Society
- Played travel team baseball with Florida Burn

PERSONAL

- Parents are John and Stephanie Shambora
- Has two older brothers, Douglas and Dennis, and one younger sister, Isabella



CAMERON SIMMONS

OF/RHP • Fr. • 6-3 • 195 • R-R
Poyersford, Pa.
Spring-Ford

SPRING-FORD HIGH SCHOOL

- Named First-Team All-Southeastern Pennsylvania as senior
- Was Mercury All-Area Player of Year as senior
- Named Pioneer Athletic Conference MVP his senior year and also was First-Team All-PAC selection
- Batted .452 with three home runs, eight doubles and four triples his senior year
- Coached by Bruce Brobst
- Played travel team baseball with All-Star Baseball Academy

PERSONAL

- Parents are Steve and Sue Simmons
- Has two brothers, Connor and Chase



GRANT SLOAN

RHP • Fr. • 6-4 • 195 • R-R
Zionsville, Ind.
Zionsville

ZIONSVILLE HIGH SCHOOL

- Two-time All-Hoosier Heritage Conference honoree
- Four-time Scholar-Athlete
- Named team captain in 2015
- Team earned conference and regional championships in 2012
- Coached by Jared Moore
- Played travel team baseball with Gravel Baseball

PERSONAL

- Parents are Brian and Leslie Sloan
- Has a younger sister, Megan, and brother, Ben
- Father played basketball at Indiana (1986-89), while grandfather Jerry Sloan played basketball at Evansville and coached in the NBA with Chicago Bulls and Utah Jazz



PAVIN SMITH

10

1B/OF • So. • 6-2 • 210 • L-L
Jupiter, Fla.
Palm Beach Gardens

2015

- Named to Baseball America, D1Baseball and Louisville Slugger Freshman All-America teams (second team)
- Selected to All-NCAA Lake Elsinore Regional Team
- Named to ACC All-Freshman Team
- Started all 68 games (34 at 1B, 32 in LF, 1 in RF, 1 at DH)
- Batted .302 with seven RBI in NCAA tournament (13-for-43)
- Hit game-tying two-run home run in fourth inning and two-out, go-ahead single in fifth in Game 3 of CWS Finals vs. Vanderbilt (6/24); was 2-for-3 in game
- Led team with 83 hits, becoming first freshman to lead team in hits since Bill Narleski in 1984
- Was first freshman to lead a national championship team in hits since at least the 2000 season
- Recorded most hits by a UVa freshman since Steven Proscia (86) in 2009
- Tied for fourth in ACC in hits (second among freshmen)
- Picked up hits in 18 of last 20 games
- Batted team-best .341 since return from exam break (28-for-82)
- Batted .400 (6-for-15) and scored team-high six runs at ACC tournament
- Second on team with 23 multiple-hit games
- Was 4-for-11 with three runs in North Carolina series
- Recorded career-high four hits in win over Cornell (3/1)
- Had 10-game hit streak to begin his UVa career

PALM BEACH GARDENS HIGH SCHOOL

- Selected in 32nd round of 2014 MLB Draft by Colorado Rockies
- Named First-Team All-State as senior
- Three-time first-team all-conference honoree (second-team as freshman)
- Four-time all-county honoree
- As a senior, hit .395 with seven homers and 30 RBI while striking out just seven times; on mound, he went 5-0 with 0.66 ERA, recording 54 strikeouts and six walks in 32 innings
- Was named to Florida and Palm Beach County all-star teams as senior
- Named Third-Team Preseason All-American by Baseball America prior to senior season
- Coached by Joe Russo

PERSONAL

- Parents are Timothy and Pamela Smith
- Has three sisters, Paige, Sydney and Olivia

SMITH BY THE NUMBERS

Year	Avg.	G-GS	AB	R	H	2B	3B	HR	RBI	TB	SLG%	BB	HP	K	GDP	OB%	SF	SH	SB-A	E	FLD%
2015	.307	68-68	270	38	83	14	4	7	44	126	.467	26	5	40	5	.373	5	1	2-8	5	.988



BENNETT SOUSA

11

LHP • So. • 6-3 • 200 • L-L
North Palm Beach, Fla.
The Benjamin School

2015

- Made seven appearances out of bullpen
- Recorded scoreless outings in six of his seven games
- Made first ACC appearances against Florida State, pitching on March 21 and 22
- Made UVa debut on Feb. 20 against Marist, working one scoreless inning

THE BENJAMIN SCHOOL

- Named 2014 Second-Team All-American by Perfect Game
- Also named to Perfect Game's Underclass All-America teams in 2012 and 2013
- Named to Palm Beach Post All-Area Team all four years
- Earned Palm Beach County First-Team All-County honors twice at pitcher
- Claimed Florida First-Team All-Region honors as senior
- Was Palm Beach District Pitcher of Year as sophomore
- Coached by Brian Kaplan
- Earned Buccaneer Award his senior year (for leadership)

PERSONAL

- Parents are John and Erika Sousa
- Has two sisters, Gretchen and Whitney

SOUSA BY THE NUMBERS

Year	ERA	W-L	G-GS	CG	SHO/CBO	SV	IP	H	R	ER	BB	K	BAA	WP	HP	BK
2015	5.14	1-0	7-0	0	0/0	0	7.0	7	4	4	13	2	.304	2	1	0



EVAN SPERLING

34

RHP • Fr. • 6-5 • 215 • R-R
Poquoson, Va.
Grafton

GRAFTON HIGH SCHOOL

- 2014 and 2015 All-Conference 19 selection, both as pitcher and first baseman
- Was 2015 First-Team Class 5A All-State selection as first baseman as senior
- Also was a two-time all-region honoree
- Was 18-9 with two saves during high school career
- Went 3-3 with 53 strikeouts in 35 innings his senior year; also hit .420 with three homers, five doubles and 31 RBI
- Was 9-2 during junior season
- Coached by Matt Lewellen
- Named 2015 Peninsula Sports Club Most Outstanding High School Athlete
- Three-time Grafton High School Athlete of the Year
- Also played four years of basketball (forward) and two seasons of football (quarterback)
- Averaged 19.5 points and 15 rebounds per game his senior year after averaging 14.2 ppg and 12 rpg his junior season
- Was Conference 19 Player of the Year and First-Team Class 4A All-State his senior year
- Was First-Team All-Conference 19 and an all-region honoree his junior and senior seasons
- Played travel team baseball with EvoShield Canes

PERSONAL

- Parents are Ron and Gigi Sperling
- Born in Santa Maria, Calif.



MATT THAISS

21

C • Jr. • 6-0 • 205 • L-R
Jackson, N.J.
Jackson Memorial

2015

- Named Third-Team All-America catcher by Louisville Slugger and NCBWA
- Semifinalist for Dick Howser Trophy (national POY)
- Earned spot on USA Baseball Collegiate National Team
- Named to Johnny Bench Award Watch List
- Started 67 of 68 games (41 at catcher, 9 at DH, 17 at 1B)
- Finished 14th in ACC in batting (.323) and fourth in RBI (60)
- Led team in slugging (.512) and OBP (.413); finished second on team with 82 hits
- Batted .321 in ACC games (second on team, 18th in league)
- Also ranked fourth in ACC in RBI (29) and seventh in doubles (10) in conference games - both team highs
- Batted team-best .318 in NCAA tournament (14-for-44); had eight-game hit streak in tournament play from May 30-June 20
- Hit solo home run in College World Series win over Florida to clinch berth in CWS Finals (6/20)
- Scored game's lone run in UVa's 1-0 win over Florida in second game at CWS (6/15)
- Went 4-for-8 in NCAA super regional sweep of Maryland
- Was 4-for-11 with four runs and four RBI in NCAA regional; reached base six times in championship game vs. USC (two hits, four walks)
- Named ACC Player of the Week on April 27; was 11-for-23 (.478) with 11 hits and 11 RBI during UVa's five games that week
- Started 27 of 28 games behind the plate at one point during season
- Injured ankle in Sunday game at Georgia Tech; missed the April 15 game vs. William & Mary and did not catch again until May 22 against Notre Dame in ACC Tournament

2014

- Played in 26 games with 16 starts as DH
- Recorded five doubles
- Hit RBI single in ACC tournament against Florida State (5/24)
- Was 2-for-2 off bench in win at Wake Forest (5/16)
- Went 3-for-3 with double and pair of RBI in win over William & Mary (4/16)
- Doubled twice as part of 3-for-4 day in win over ECU (2/23)
- Went 2-for-5 in win at UNCW (2/16)

JACKSON MEMORIAL HIGH SCHOOL


- Selected by Boston Red Sox in 32nd round of 2013 MLB Draft
- Twice named First-Team All-State
- Batted .343 with 17 homers and 70 RBI in high school career
- Named First-Team All-Shore Conference three times
- Also a three-time all-county honoree
- Coached by Frank Malta
- Named to High Honor Roll all four years
- Recipient of Principal's Leadership Award and member of National Science Honor Society

PERSONAL

- Parents are Kevin and Deborah Thaiss
- Has two brothers, Justin and Kyle

THAISS BY THE NUMBERS

Year	Avg.	G-GS	AB	R	H	2B	3B	HR	RBI	TB	SLG%	BB	HP	K	GDP	OB%	SF	SH	SB-A	E	FLD%
2014	.265	26-16	68	11	18	5	0	0	7	23	.338	2	2	13	0	.306	0	1	0-0	0	1.000
2015	.323	67-67	254	49	82	18	0	10	64	130	.512	33	9	26	7	.423	4	1	4-4	7	.987
Total	.311	93-83	322	60	100	23	0	10	71	153	.475	35	11	39	7	.392	4	2	4-4	7	.987



ANDY WEBER

19

INF • Fr. • 6-1 • 185 • L-R
Aurora, Ohio
Aurora

AURORA HIGH SCHOOL

- Three-time All-Chagrin Valley Conference selection
- Named All-Ohio and Academic All-Ohio his senior year
- Two-time All-Struthers District honoree
- Batted .433 and was team captain as senior
- Holds school career triples record with 10 and helped team turn single-season record 29 double plays
- Led Aurora to first two state final four appearances in program history (2013, '15)
- Led team in RBI his last three years
- Coached by Michael Broncizio
- Earned spot on Academic Honor Roll all four years and named to National Honor Society
- Played travel team baseball with Diamond Boys

PERSONAL

- Parents are Scott and Barb Weber
- Youngest of three siblings; has one brother, John, and one sister, Laura



JACK WEILLER

3


INF • Fr. • 6-0 • 170 • L-R
Waccabuc, N.Y.
John Jay-Cross River

JOHN JAY-CROSS RIVER HIGH SCHOOL

- Three-time All-New York honoree
- Named to ABCA/Rawlings High School All-Northeast Region Team in 2015
- Three-time All-Section 1 and four-time all-league honoree
- Two-time team captain in baseball and basketball and four-time Scholar-Athlete Award honoree
- Batted .397 with 114 hits, five home runs, eight triples, 26 doubles, 61 RBI and 66 runs in high school career
- Finished career with most wins (66), most playoff games played (16) and most playoff wins (12) in program history
- Coached by Geoff Curtis
- Also a three-year basketball letterwinner (shooting guard)
- Named Honorable Mention All-League his senior year
- Played travel team baseball with Taconic Rangers

PERSONAL

- Parents are Chris and Leslie Weiller
- Has one older sister, Allie



RILEY WILSON

15

LHP • R-Fr. • 6-0 • 180 • L-L
Midlothian, Va.
Cosby

2015

- Redshirt season

COSBY HIGH SCHOOL

- First-team all-conference outfield and second-team pitcher honoree as senior
- Earned second-team all-region (outfield) and all-metro (pitcher) honors as senior
- Also earned all-district and all-region honors at DH as junior
- Went 7-0 with 1.24 ERA and 60 strikeouts in 45 innings his senior; also batted .386 with home run and 15 RBI
- Coached by Tim Lowery

PERSONAL

- Parents are Philip and Linda Wilson
- Has one brother, Tyler, who played at Virginia from 2008-11 and currently pitches in Baltimore Orioles organization



NATIONAL CHAMPIONS!

2015 SEASON IN REVIEW

NATIONAL CHAMPIONS

- In a turbulent season of ups and downs, Virginia peaked at the perfect time as the Cavaliers finished by winning their first NCAA National Championship.
- Making its second straight trip to the College World Series Finals, Virginia avenged its 2014 series defeat to Vanderbilt by defeating the Commodores in a best-of-three series.
- UVA dropped the first game of the CWS Finals, but allowed just two runs over the final two games to rally and win the title.
- Virginia finished with a 44-24 record, including a 10-2 mark in the NCAA tournament.
- The NCAA championship was the 23rd in Virginia Athletics history.

LONG SHOT WINS IT ALL

- Virginia used a late-season charge to reach the NCAA tournament and earned a No. 3 regional seed at the Lake Elsinore Regional.
- Virginia was just the third No. 3 seed or lower to win the CWS Finals since seeding began in 1988 (joining No. 3 Oregon State in 2007 and No. 4 Fresno State in 2008).
- Virginia became the first ACC team to win the NCAA baseball championship since Wake Forest in 1955.

RESILIENT CAVALIERS

- Virginia was resilient throughout a challenging regular season.
- Dealing with youth and an onslaught of injuries, the Cavaliers went 18-19 in March and April, but bounced back to go 5-1 in their final two ACC series, including a three-game sweep at North Carolina to end the regular season.
- Virginia continued to battle in the NCAA tournament while exemplifying a never-say-die attitude. Seven of UVA's 10 tournament wins were of the come-from-behind variety,

while the Cavaliers scored the go-ahead run in the fifth inning or later in each of their 10 wins.

- Forty of Virginia's 57 runs in the tournament came in the fifth inning or later. In seven CWS games, Virginia recorded 24 two-out hits that resulted in 15 runs.

NOTING THE RUN TO OMAHA

- Heading to the West Coast to start the NCAA tournament, the Cavaliers swept three games in the NCAA Lake Elsinore Regional for the sixth regional crown in program history.
- After wins over USC and San Diego State, UVA rallied from a four-run deficit in the sixth inning to defeat USC, 14-10, in an 11-inning marathon in the regional championship game.
- UVA reached the super regional for the sixth time in the last seven years (FSU is only other school to do so).
- UVA staged two late-inning rallies to sweep Maryland in the Charlottesville Super Regional to advance to Omaha.
- UVA scored five runs in the eighth inning to win Game 1, 5-3, and staged a three-run ninth-inning rally, capped by Ernie Clement's two-run, walk-off single, to take Game 2, 5-4.

CAVALIERS REIGN IN OMAHA

- Virginia opened the CWS with a 5-3 win over Arkansas, as Kenny Towns hit the go-ahead, RBI single with two outs in the eighth inning.
- Virginia then took two of three games from No. 4 seed Florida to advance to the CWS Finals. Brandon Waddell started both wins (on Monday and Saturday); he fired seven shutout innings in UVA's 1-0 Monday win. Josh Sborz closed both victories.
- UVA were stymied by Vanderbilt ace Carson Fulmer in a 5-1 loss in the first game of the

CWS Finals, but bounced back for a 3-0 win in Game 2 behind Adam Haseley and Sborz.

- After falling into a 2-0 hole in the first inning of Game 3, UVA rallied as Pavin Smith hit a two-run homer in the fourth inning and the go-ahead RBI single in the fifth.
- After leading UVA to a pair of wins over Florida, Waddell did it again in Game 3 against Vandy, working seven solid innings. He allowed just three baserunners over his final six frames while retiring the final 11 batters he faced.

KENNY TOWNS: MR. JUNE

- Kenny Towns will be forever known as one of Virginia's premier postseason players.
- Towns finished his career with a 10-game hit streak in the tournament. He also made a highlight-reel, diving stop on a rocket to third base to save two runs and end the fourth inning in Game 3 of the CWS Finals.
- He concluded his UVA career with school NCAA tournament records in games (32), hits (37), RBI (28) and doubles (9).
- Towns had a team-high 12 RBI in the 2015 NCAA Tournament.

WADDELL IN POSTSEASON

- While he battled through a challenging regular season, Brandon Waddell came through when it mattered most.
- Waddell was 2-0 with a 2.62 ERA in five starts in the NCAA tournament. He made three starts at the CWS, working 19 innings while earning a spot on the All-CWS Team for the second year in a row.
- He made five career starts in the College World Series, with Virginia winning each of those games.
- Waddell is tied for the fifth-most CWS starts all-time.

NATIONAL CHAMPIONS!

2015 SEASON IN REVIEW

UNSUNG HEROES

- Virginia's run to Omaha was filled with stories of unexpected players stepping up in clutch situations.
- A few examples:
 - With its pitching staff taxed against USC in the third game of the regional, UVA turned to freshman Tommy Doyle, tossed 2 2/3 scoreless innings, and David Rosenberger, who worked four perfect innings from the seventh through 10th innings. In the meantime, UVA rallied from a 9-5 deficit to capture the regional.
 - Solely a pitcher his first two years at UVA, Kevin Doherty also was pressed into duty in the field in 2015. He delivered two clutch postseason hits: the go-ahead double in the 11th inning of the regional championship and a bases-clearing, go-ahead double in the eighth inning of Game 1 against Maryland.
 - Virginia's 9-hole hitter, freshman Ernie Clement sent the Cavaliers to Omaha with a two-run walk-off single in the ninth inning against Maryland.
 - Pitching for the first time in exactly one month, freshman Adam Haseley started and worked five shutout innings in Game 2 of the CWS Finals against Vanderbilt.
 - In his first career NCAA tournament start, senior walk-on Thomas Woodruff delivered three hits, including a two-out, two-run single in the sixth inning in Game 2 against Vandy.

SBORZ DOMINATES IN POSTSEASON

- Named the Most Outstanding Player of the College World Series, Josh Sborz was virtually unhittable over the final six weeks of the season.
- Sborz did not allow an earned run over his final 27 innings, including all 19 of his innings in the NCAA tournament (13 in CWS).
- He was 4-0 while appearing in eight of UVA's 10 NCAA tournament wins, including four of the five CWS wins.
- Sborz finished with four career CWS wins, which is tied for second in CWS history.
- For the season, Sborz went 7-2 with a 1.60 ERA over 73 innings while limiting batters to a .163 batting average.

JONES STEPS INTO FRIDAY ROLE

- After an April injury sidelined Friday starter Nathan Kirby, Connor Jones stepped up in a big way.
- Jones went 3-1 with a 2.88 ERA in eight starts after the Kirby injury. Batters hit just .214 against him while he averaged seven innings per start.

- Jones earned wins in UVA's regional opener against USC and Game 1 of the super regional against Maryland. He also worked seven innings in a no decision in UVA's CWS opener against Arkansas.

THAISS LEADS OFFENSE

- Matt Thaiss had a breakout season, leading the team with a .323 batting average and 10 home runs. He also drove in 64 runs and had 82 hits.
- He batted a team-high .318 while catching all 12 games in the NCAA tournament.
- Thaiss was named a third-team All-American by Louisville Slugger and the NCBWA.

DAVENPORT REACHES 1 MILLION MARK

- Virginia welcomed its one millionth fan to Davenport Field early in the 2015 season.
- Despite the challenges UVA faced because of early inclement weather, the Cavaliers still finished 14th nationally in average attendance, with 3,644 fans per game.
- UVA finished with a total of 83,825 fans, which was 26th nationally despite only 23 home games.

WACKY WEATHER YEAR

- A crazy weather year forced Virginia away from Davenport Field for the first month of the season.
- Virginia played its first 13 games away from home because of incessant inclement weather, including three weekend series.
- UVA had 13 games postponed or moved to alternate sites because of the inclement weather that plagued the nation in February and early March.
- UVA's March 11 home opener against Old Dominion was its latest home opener since the 1988 season when UVA played West Chester on March 26.

INJURY-PLAGUED SEASON

- Virginia battled through an unprecedented season of injuries, as players combined to miss over 160 games because of ailments.
- Among the many injuries:
 - Starting right fielder Joe McCarthy missed the first 35 games following back surgery.
 - Starting infielder John La Prise played only four games in early in the season before undergoing season-ending hip surgery.
 - All-America pitcher Nathan Kirby missed eight weeks of action with a lat strain before returning midway through the CWS.
 - Freshman pitcher Derek Casey missed the final two months of the season with an injury.



UVA TAKES FIRST FOREIGN TOUR

- Virginia went on an eight-day international tour to Central America from Dec. 17-24, marking the program's first-ever foreign tour.
- UVA traveled to Panama and Costa Rica.
- The foreign tour enabled the young squad to gel through extra practice time, an exhibition game in Panama City and team-building events.
- While in Panama, the Cavaliers had the opportunity to tour the Miraflores Locks at the Panama Canal, canoe down the Tigris River and visit the indigenous Embera Village.
- During their time in Costa Rica, the UVA players and staff zip-lined through a rain-forest, hiked through the Arenal Volcano National Park and white-water rafted on the Savegre River.



MORE DRAFT SUCCESS

- Seven Cavaliers were selected in the 2015 Major League Baseball First-Year Player Draft.
- Nathan Kirby was selected 40th overall by the Milwaukee Brewers, as part of the competitive balance portion of the first round.
- Josh Sborz was taken 74th overall by the Los Angeles Dodgers as part of the second round.
- Joe McCarthy and Brandon Waddell each were fifth-round picks.
- John La Prise (19th round), Kenny Towns (20th) and Daniel Pinero (36th) also were selected.
- Sixty-six UVA players have been selected in the MLB Draft since the current coaching staff took over in 2004.

2015 REVIEW AT A GLANCE

Overall Record: 44-24

ACC Record & Finish: 15-15
(2nd in Coastal Division)

Final National Rankings: No. 1 (USA Today/ESPN, NCBWA, Baseball America, Collegiate Baseball, D1 Baseball, Perfect Game)

POSTSEASON

ACC Baseball Championship:

- Went 1-3 (defeated Georgia Tech; lost to Miami, Notre Dame, NC State)

NCAA Tournament:

- Went 3-0 at Lake Elsinore Regional (defeated San Diego State and USC [twice])
- Went 2-0 vs. Maryland at Charlottesville Super Regional
- Went 5-2 at NCAA College World Series (defeated Arkansas and went 2-1 vs. Florida and Vanderbilt)
- Went 2-1 vs. Vanderbilt in NCAA CWS Finals to win program's first National Championship

National Coach of the Year

Brian O'Connor
(ABCA, D1Baseball, Perfect Game)

ALL-ACC TEAM

First Team

Nathan Kirby, starting pitcher

Second Team

Kenny Towns, third base

Daniel Pinero, shortstop

Josh Sborz, relief pitcher

ACC ALL-FRESHMAN TEAM

Adam Haseley, outfield

Pavin Smith, first base

ACC ACADEMIC HONOR ROLL

Charlie Cody

Kevin Doherty

Tommy Doyle

Brandon Waddell

Thomas Woodruff

ALL-ACC ACADEMIC TEAM

Brandon Waddell

Thomas Woodruff

ACC PLAYER OF THE WEEK

Matt Thaiss, April 27

COLLEGE WORLD SERIES

ALL-TOURNAMENT TEAM

Josh Sborz, P (MOP)

Ernie Clement, 2B

Kenny Towns, 3B

Daniel Pinero, SS

Brandon Waddell, P

NCAA LAKE ELSINORE REGIONAL

ALL-TOURNAMENT TEAM

Kenny Towns, 3B

Pavin Smith, OF

Adam Haseley, OF

Brandon Waddell, P

NATIONAL HONORS BY PLAYER

Adam Haseley

- Louisville Slugger Freshman All-American

Connor Jones

- Named to 2015 U.S. Collegiate National Team (withdrew after CWS)

Nathan Kirby

- Named 2015 Midseason All-American by Perfect Game

Pavin Smith

- Second-Team Freshman All-American (Baseball America, D1Baseball, Perfect Game)
- Louisville Slugger Freshman All-American

Matt Thaiss

- Third-Team All-American (Louisville Slugger, NCBWA)
- Semifinalist for Dick Howser Trophy (national POY)
- Earned spot on USA Baseball Collegiate National Team

Thomas Woodruff

- Earned Elite 89 Award (highest GPA among all players competing at 2015 College World Series)

MAJOR LEAGUE BASEBALL DRAFT

Rd/Selection

1-CB/40 Nathan Kirby, LHP, Brewers

1-CB/74 Josh Sborz, RHP, Dodgers

5/148 Joe McCarthy, OF, Rays

5/157 Brandon Waddell, LHP, Pirates

19/572 John La Prise, 2B, Blue Jays

20/615 Kenny Towns, 3B, Angels

36/1090 Daniel Pinero, 3B, Tigers

***CB denotes competitive balance round*

MISCELLANEOUS STATS

HITTING STREAKS

	Longest	Final
10 Pavin Smith	10	2
9 Kenny Towns	10	10
21 Matt Thaiss	9	-
22 Daniel Pinero	9	1
8 Robbie Coman	8	1
7 Adam Haseley	8	3
12 Charlie Cody	7	-
4 Ernie Clement	6	-
23 Christian Lowry	5	-
25 Jack Gerstenmaier	5	2
28 Kevin Doherty	5	-
31 Joe McCarthy	4	1
37 Thomas Woodruff	4	4
18 Justin Novak	3	3
2 John La Prise	2	2

REACHED BASE STREAKS

	Longest	Final
7 Adam Haseley	14	6
22 Daniel Pinero	14	10
10 Pavin Smith	12	2
28 Kevin Doherty	11	-
8 Robbie Coman	10	1
31 Joe McCarthy	10	1
9 Kenny Towns	10	10
21 Matt Thaiss	9	1
23 Christian Lowry	8	-
4 Ernie Clement	7	-
12 Charlie Cody	7	-
25 Jack Gerstenmaier	6	2
37 Thomas Woodruff	5	4
18 Justin Novak	3	3
2 John La Prise	2	2

MULTIPLE-HIT GAMES

	2	3	4	5+	Total
21 Matt Thaiss	20	5	1	-	26
10 Pavin Smith	18	4	1	-	23
22 Daniel Pinero	18	4	1	-	23
9 Kenny Towns	13	5	1	-	19
7 Adam Haseley	11	6	-	-	17
8 Robbie Coman	11	5	-	-	16
4 Ernie Clement	7	4	1	-	12
31 Joe McCarthy	3	2	-	-	5
37 T. Woodruff	2	1	1	-	4
28 Kevin Doherty	3	1	-	-	4
23 Christian Lowry	3	-	-	-	3
25 J. Gerstenmaier	1	1	-	-	2
12 Charlie Cody	-	2	-	-	2
2 John La Prise	-	1	-	-	1
TEAM	110	41	6	0	157

MULTIPLE RBI GAMES

	2	3	4	5+	Tot
21 Matt Thaiss	12	4	3	-	19
9 Kenny Towns	7	8	2	1	18
10 Pavin Smith	6	4	-	-	10
22 Daniel Pinero	8	-	1	-	9
4 Ernie Clement	5	-	-	-	5
28 Kevin Doherty	2	2	-	-	4
8 Robbie Coman	3	1	-	-	4
7 Adam Haseley	3	-	-	-	3
12 Charlie Cody	2	-	-	-	2
31 Joe McCarthy	2	-	-	-	2
25 J. Gerstenmaier	1	-	-	-	1
37 T. Woodruff	1	-	-	-	1
18 Justin Novak	1	-	-	-	1
23 Christian Lowry	1	-	-	-	1
TEAM	54	19	6	1	80

2015 RESULTS

RECORD: 44-24 HOME: 13-10 AWAY: 13-8 NEUTRAL: 18-6 ACC: 15-15

Date	Opponent	W/L	Score	R-H-E	R-H-E	Inns	Overall	ACC	Pitcher of Record	Atten.	Time
Feb 13, 2015	at East Carolina	W	3-1	3-10-1	1-5-2	9	1-0-0	0-0-0	Kirby, N. (W 1-0)	2541	2:45
Feb 14, 2015	at East Carolina-1	W	9-2	9-10-1	2-4-5	9	2-0-0	0-0-0	Jones, C. (W 1-0)	-	2:55
Feb 14, 2015	at East Carolina-2	W	4-2	4-9-1	2-8-0	9	3-0-0	0-0-0	Roberts, J. (W 1-0)	3058	2:59
1 Feb 20, 2015	vs Marist	W	9-1	9-9-0	1-7-4	9	4-0-0	0-0-0	Kirby, N. (W 2-0)	227	3:02
1 Feb 21, 2015	vs La Salle	W	8-3	8-9-2	3-9-1	9	5-0-0	0-0-0	Jones, C. (W 2-0)	219	3:13
1 Feb 21, 2015	vs Marist	W	7-2	7-11-1	2-9-1	9	6-0-0	0-0-0	Bettinger, A. (W 1-0)	255	3:05
1 Feb 22, 2015	vs Marist	W	5-4	5-13-2	4-13-1	(18)	7-0-0	0-0-0	Sousa, B. (W 1-0)	527	5:08
2 Feb 27, 2015	vs Hartford	W	5-1	5-6-2	1-9-1	9	8-0-0	0-0-0	Kirby, N. (W 3-0)	255	2:23
2 Feb 28, 2015	vs Seton Hall	W	4-1	4-13-1	1-5-1	9	9-0-0	0-0-0	Jones, C. (W 3-0)	271	3:25
2 Mar 01, 2015	vs Cornell	W	5-4	5-11-3	4-5-3	9	10-0-0	0-0-0	Sborz, J. (W 1-0)	177	3:10
3*Mar 07, 2015	vs Pitt-1	L	0-1	0-4-1	1-8-2	9	10-1-0	0-1-0	Kirby, N. (L 3-1)	-	2:41
3*Mar 07, 2015	vs Pitt-2	W	2-1	2-3-0	1-4-2	9	11-1-0	1-1-0	Jones, C. (W 4-0)	317	2:39
3*Mar 08, 2015	vs Pitt	W	10-3	10-13-4	3-5-4	9	12-1-0	2-1-0	Waddell, B. (W 1-0)	728	3:09
Mar 11, 2015	OLD DOMINION	L	5-14	5-10-2	14-17-2	9	12-2-0	2-1-0	Casey, D. (L 0-1)	2778	3:53
* Mar 13, 2015	at Virginia Tech	L	1-2	1-4-3	2-5-1	9	12-3-0	2-2-0	Roberts, J. (L 1-1)	419	2:38
* Mar 14, 2015	at Virginia Tech	L	1-3	1-9-0	3-7-0	9	12-4-0	2-3-0	Jones, C. (L 4-1)	1282	2:43
* Mar 15, 2015	at Virginia Tech	L	5-6	5-12-2	6-8-0	9	12-5-0	2-4-0	Sborz, J. (L 1-1)	2642	2:35
Mar 17, 2015	TOWSON	W	8-0	8-12-0	0-7-2	9	13-5-0	2-4-0	Bettinger, A. (W 2-0)	2901	2:51
* Mar 20, 2015	FLORIDA STATE	W	8-4	8-8-2	4-8-1	9	14-5-0	3-4-0	Doherty, K. (W 1-0)	3200	3:08
* Mar 21, 2015	FLORIDA STATE	L	10-12	10-9-0	12-8-3	9	14-6-0	3-5-0	Sborz, J. (L 1-2)	4196	4:09
* Mar 22, 2015	FLORIDA STATE	L	1-13	1-7-0	13-11-1	9	14-7-0	3-6-0	Waddell, B. (L 1-1)	3994	3:31
Mar 24, 2015	GEORGETOWN	L	0-1	0-2-0	1-5-0	9	14-8-0	3-6-0	Bettinger, A. (L 2-1)	2871	2:15
Mar 25, 2015	at Liberty	W	10-7	10-15-3	7-9-1	9	15-8-0	3-6-0	Casey, D. (W 1-1)	2841	3:19
* Mar 28, 2015	at Notre Dame-1	W	9-1	9-13-0	1-6-0	9	16-8-0	4-6-0	Kirby, N. (W 4-1)	-	2:57
* Mar 28, 2015	at Notre Dame-2	W	4-2	4-7-0	2-6-0	9	17-8-0	5-6-0	Doyle, T. (W 1-0)	783	2:57
* Mar 29, 2015	at Notre Dame	W	5-4	5-11-3	4-8-1	9	18-8-0	6-6-0	Waddell, B. (W 2-1)	377	3:08
Mar 31, 2015	at VCU	W	5-3	5-11-1	3-8-2	9	19-8-0	6-6-0	Casey, D. (W 2-1)	3233	3:09
Apr 01, 2015	VMI	L	6-7	6-11-1	7-8-3	9	19-9-0	6-6-0	Cummins, R. (L 0-1)	3014	3:44
* Apr 04, 2015	LOUISVILLE	L	1-8	1-5-4	8-10-0	9	19-10-0	6-7-0	Kirby, N. (L 4-2)	4372	2:55
* Apr 05, 2015	LOUISVILLE	L	4-11	4-5-2	11-14-1	9	19-11-0	6-8-0	Doherty, K. (L 1-1)	3739	3:23
* Apr 06, 2015	LOUISVILLE	L	0-4	0-3-1	4-9-2	9	19-12-0	6-9-0	Waddell, B. (L 2-2)	3278	3:07
Apr 08, 2015	JAMES MADISON	W	14-1	14-18-1	1-7-3	9	20-12-0	6-9-0	Casey, D. (W 3-1)	3245	3:05
* Apr 10, 2015	at Georgia Tech	W	14-4	14-15-0	4-8-2	9	21-12-0	7-9-0	Kirby, N. (W 5-2)	1409	3:13
* Apr 11, 2015	at Georgia Tech	L	4-11	4-16-2	11-11-1	9	21-13-0	7-10-0	Jones, C. (L 4-2)	2344	3:28
* Apr 12, 2015	at Georgia Tech	L	3-4	3-5-0	4-8-0	9	21-14-0	7-11-0	Waddell, B. (L 2-3)	1641	2:36
Apr 15, 2015	WILLIAM & MARY	W	3-2	3-10-0	2-5-1	9	22-14-0	7-11-0	Bettinger, A. (W 3-1)	3084	2:38
* Apr 17, 2015	MIAMI	W	5-4	5-11-2	4-9-2	9	23-14-0	8-11-0	Rosenberger (W 1-0)	3589	3:05
* Apr 18, 2015	MIAMI	W	5-2	5-10-2	2-7-2	9	24-14-0	9-11-0	Doherty, K. (W 2-1)	4228	3:04
* Apr 19, 2015	MIAMI	L	6-8	6-10-1	8-9-3	9	24-15-0	9-12-0	Waddell, B. (L 2-4)	3747	3:47
Apr 21, 2015	LONGWOOD	W	14-6	14-16-1	6-11-2	9	25-15-0	9-12-0	Casey, D. (W 4-1)	2966	3:20
Apr 22, 2015	LIBERTY	W	5-2	5-8-2	2-8-0	9	26-15-0	9-12-0	Haseley, A. (W 1-0)	3017	2:55
* Apr 24, 2015	at NC State	W	8-3	8-12-2	3-6-2	9	27-15-0	10-12-0	Jones, C. (W 5-2)	1759	3:41
* Apr 26, 2015	at NC State-1	L	3-4	3-6-0	4-5-1	9	27-16-0	10-13-0	Doyle, T. (L 1-1)	937	3:11
* Apr 26, 2015	at NC State-2	L	3-5	3-9-0	5-10-1	(10)	27-17-0	10-14-0	Bettinger, A. (L 3-2)	1113	3:34
Apr 28, 2015	at Old Dominion	L	1-3	1-5-2	3-8-1	9	27-18-0	10-14-0	Haseley, A. (L 1-1)	6029	2:55
* May 08, 2015	DUKE	W	3-1	3-7-1	1-7-1	9	28-18-0	11-14-0	Doherty, K. (W 3-1)	3723	3:05
* May 09, 2015	DUKE	L	7-9	7-10-0	9-16-0	9	28-19-0	11-15-0	Bettinger, A. (L 3-3)	4394	3:32
* May 10, 2015	DUKE	W	4-2	4-7-0	2-9-1	9	29-19-0	12-15-0	Sborz, J. (W 2-2)	4118	3:01
May 12, 2015	RICHMOND	W	8-6	8-11-0	6-12-1	9	30-19-0	12-15-0	Bettinger, A. (W 4-3)	3369	3:08
* May 14, 2015	at North Carolina	W	2-1	2-7-1	1-7-1	(10)	31-19-0	13-15-0	Haseley, A. (W 2-1)	1997	3:28
* May 15, 2015	at North Carolina	W	6-2	6-11-1	2-9-1	9	32-19-0	14-15-0	Waddell, B. (W 3-4)	2957	3:16
* May 16, 2015	at North Carolina	W	8-2	8-16-0	2-6-0	9	33-19-0	15-15-0	Rosenberger (W 2-0)	2527	3:22
4 May 19, 2015	vs Georgia Tech	W	11-0	11-13-0	0-1-2	7	34-19-0	15-15-0	Sborz, J. (W 3-2)	2614	1:56
4 May 20, 2015	vs Miami	L	5-9	5-7-3	9-7-2	9	34-20-0	15-15-0	Bettinger, A. (L 4-4)	2774	3:17
4 May 22, 2015	vs Notre Dame	L	2-8	2-6-2	8-8-0	9	34-21-0	15-15-0	Waddell, B. (L 3-5)	2916	3:05
4 May 23, 2015	vs NC State	L	2-10	2-8-0	10-9-0	9	34-22-0	15-15-0	Bettinger, A. (L 4-5)	7139	3:03
5 May 29, 2015	vs USC	W	6-1	6-8-1	1-5-2	9	35-22-0	15-15-0	Jones, C. (W 6-2)	2000	2:47
5 May 30, 2015	vs San Diego State	W	3-1	3-6-2	1-4-1	9	36-22-0	15-15-0	Sborz, J. (W 4-2)	2114	2:47
5 May 31, 2015	vs USC	W	14-10	14-10-3	10-9-4	(11)	37-22-0	15-15-0	Rosenberger (W 3-0)	1065	4:48
6 Jun 05, 2015	MARYLAND	W	5-3	5-10-1	3-4-1	9	38-22-0	15-15-0	Jones, C. (W 7-2)	5001	3:18
6 Jun 06, 2015	MARYLAND	W	5-4	5-9-2	4-10-0	9	39-22-0	15-15-0	Bettinger, A. (W 5-5)	5001	3:22
7 Jun 13, 2015	vs Arkansas	W	5-3	5-10-1	3-7-0	9	40-22-0	15-15-0	Sborz, J. (W 5-2)	24228	3:03
7 Jun 15, 2015	vs Florida	W	1-0	1-5-1	0-2-2	9	41-22-0	15-15-0	Waddell, B. (W 4-5)	19544	3:16
7 Jun 19, 2015	vs Florida	L	5-10	5-10-1	10-11-1	9	41-23-0	15-15-0	Kirby, N. (L 5-3)	19015	3:32
7 Jun 20, 2015	vs Florida	W	5-4	5-7-0	4-9-0	9	42-23-0	15-15-0	Sborz, J. (W 6-2)	15560	3:08
8 Jun 22, 2015	vs Vanderbilt	L	1-5	1-4-0	5-9-0	9	42-24-0	15-15-0	Jones, C. (L 7-3)	21652	3:31
8 Jun 23, 2015	vs Vanderbilt	W	3-0	3-10-0	0-7-1	9	43-24-0	15-15-0	Sborz, J. (W 7-2)	24645	3:42
8 Jun 24, 2015	vs Vanderbilt	W	4-2	4-8-0	2-5-0	9	44-24-0	15-15-0	Waddell, B. (W 5-5)	17689	3:37

* = Conference game; () extra inning game; 1 = Charleston, S.C.; 2 = Myrtle Beach, S.C.; 3 = Cary, N.C.; 4 = ACC Baseball Championship, Durham, N.C.; 5 = NCAA Lake Elsinore Regional, Lake Elsinore, Calif.; 6 = NCAA Charlottesville Super Regional, Charlottesville, Va.; 7 = NCAA College World Series, Omaha, Neb.; 8 = NCAA College World Series Finals, Omaha, Neb.

2015 OVERALL STATISTICS

RECORD: 44-24 HOME: 13-10 AWAY: 13-8 NEUTRAL: 18-6 ACC: 15-15

PLAYER	AVG	GP-GS	AB	R	H	2B	3B	HR	RBI	TB	SLG%	BB	HBP	SO	GDP	OB%	SF	SH	SB-ATT	PO	A	E	FLD%
21 Matt Thaiss	.323	67-67	254	49	82	18	0	10	64	130	.512	33	9	26	7	.413	4	1	4-4	472	57	7	.987
22 Daniel Pinero	.308	67-67	253	60	78	8	1	6	29	106	.419	39	5	37	5	.409	1	14	9-11	98	181	20	.933
10 Pavin Smith	.307	68-68	270	38	83	14	4	7	44	126	.467	26	5	40	1	.373	5	1	2-8	380	34	5	.988
9 Kenny Towns	.296	68-68	267	41	79	21	2	5	67	119	.446	27	6	35	3	.365	7	1	2-5	32	145	17	.912
8 Robbie Coman	.289	58-55	201	15	58	6	0	1	22	67	.333	21	3	21	9	.360	3	7	2-7	363	24	2	.995
7 Adam Haseley	.250	68-68	276	56	69	11	3	1	19	89	.322	39	7	53	6	.355	2	5	5-6	113	3	4	.967
4 Ernie Clement	.245	62-61	229	25	56	6	3	1	22	71	.310	9	11	12	1	.303	2	9	3-11	115	113	5	.979

25 Jack Gerstenmaier	.297	12-11	37	2	11	1	0	0	6	12	.324	0	2	4	0	.333	0	1	0-0	10	14	2	.923
12 Charlie Cody	.291	23-15	55	9	16	2	0	1	6	21	.382	2	3	12	0	.350	0	2	0-1	12	2	1	.933
2 John La Prise	.286	4-4	14	0	4	0	0	0	0	4	.286	0	0	2	0	.286	0	0	0-0	1	0	0	1.000
37 Thomas Woodruff	.273	39-13	55	11	15	1	0	0	7	16	.291	4	5	12	2	.375	0	1	5-6	32	11	1	.977
23 Christian Lowry	.222	29-20	81	8	18	0	0	0	5	18	.222	2	4	20	0	.276	0	2	4-5	0	0	0	.000
28 Kevin Doherty	.215	43-39	130	12	28	5	2	1	23	40	.308	28	1	34	3	.354	2	2	4-6	46	8	1	.982
31 Joe McCarthy	.196	33-33	112	19	22	3	0	2	11	31	.277	24	2	20	0	.343	2	0	3-3	65	0	1	.985
18 Justin Novak	.095	36-23	74	12	7	1	0	0	3	8	.108	5	5	13	0	.200	1	8	1-1	64	74	4	.972
5 Kevin Radford	.000	1-0	1	0	0	0	0	0	0	0	.000	0	0	1	0	.000	0	0	0-0	0	0	0	.000
13 Alec Bettinger	.000	1-0	1	0	0	0	0	0	0	0	.000	0	0	1	0	.000	0	0	0-0	2	4	2	.750
Totals	.271	68-68	2310	357	626	97	15	35	328	858	.371	259	68	343	37	.357	29	54	44-74	1840	759	78	.971
Opponents	.237	68-68	2241	280	530	88	12	36	260	750	.335	280	41	550	45	.330	20	52	37-64	1793	741	89	.966

LOB - Team (570), Opp (515). DPs turned - Team (55), Opp (51). CI - Team (1), Thaiss, M. 1.

PLAYER	ERA	W-L	APP	GS	CG	SHO/CBO	SV	IP	H	R	ER	BB	SO	2B	3B	HR	AB	B/AVG	WP	HBP	BK	SFA	SHA
19 Nathan Kirby	2.06	9-3	18	18	1	1/2	0	113.1	68	34	26	33	112	11	1	1	389	.175	11	4	0	3	11
27 Josh Sborz	1.60	7-2	33	3	1	1/3	15	73.0	41	16	13	25	62	4	0	7	251	.163	3	0	0	2	5
33 Connor Jones	3.19	7-3	18	18	0	0/0	0	115.2	94	50	41	52	113	14	0	4	416	.226	8	8	1	3	10
20 Brandon Waddell	3.93	5-5	19	19	0	0/1	0	110.0	114	57	48	49	89	22	5	4	421	.271	9	12	0	1	13

7 Adam Haseley	2.20	2-1	11	5	0	0/1	1	28.2	28	8	7	11	17	5	0	1	107	.262	1	0	0	2	2
19 Nathan Kirby	2.53	5-3	12	11	0	0/0	1	64.0	55	21	18	32	81	7	1	3	233	.236	5	1	0	1	5
6 Matt Doughty	2.70	0-0	5	0	0	0/0	0	3.1	2	1	1	4	3	0	0	0	10	.200	0	0	0	1	0
14 Derek Casey	3.06	4-1	10	6	0	0/0	0	32.1	27	16	11	13	27	4	0	1	114	.237	4	3	1	2	1
28 Kevin Doherty	3.40	3-1	23	0	0	0/0	3	45.0	29	21	17	10	37	6	1	2	157	.185	1	2	1	3	3
16 Tommy Doyle	3.47	1-1	16	0	0	0/0	0	23.1	18	11	9	18	15	3	1	3	83	.217	1	3	1	1	1
35 David Rosenberger	5.03	3-0	18	0	0	0/1	1	34.0	45	21	19	10	19	7	2	3	139	.324	2	0	0	3	2
11 Bennett Sousa	5.14	1-0	7	0	0	0/0	0	7.0	7	4	4	13	2	1	0	0	23	.304	2	1	0	0	3
13 Alec Bettinger	5.40	5-5	27	4	0	0/1	3	53.1	51	35	32	23	63	14	2	5	199	.256	2	9	0	0	5
17 Jack Roberts	6.08	1-1	16	2	0	0/1	1	23.2	18	17	16	20	22	1	0	3	87	.207	6	1	0	1	2
29 Riley Cummins	99.00	0-1	1	0	0	0/0	0	0.0	1	2	2	0	0	0	0	0	1	1.000	0	1	0	0	0
Totals	3.49	44-24	68	68	1	4/3	25	613.1	530	280	238	280	550	88	12	36	2241	.237	44	41	4	20	52
Opponents	4.14	24-44	68	68	1	3/3	10	597.2	626	357	275	259	343	97	15	35	2310	.271	49	68	4	29	54

PB - Team (10), Thaiss, M. 6, Coman, R. 4, Opp (12). Pickoffs - Team (25), Jones, C. 8, Thaiss, M. 5, Kirby, N. 3, Bettinger, A 3, Casey, D. 2, Haseley, A. 1, Coman, R. 1, Rosenberger 1, Roberts, J. 1, Opp (10).

2015 CONFERENCE STATISTICS

RECORD: 15-15 HOME: 5-7 AWAY: 8-7 NEUTRAL: 2-1

Player	AVG	GP-GS	AB	R	H	2B	3B	HR	RBI	TB	SLG%	BB	HBP	SO	GDP	OB%	SF	SH	SB-ATT	PO	A	E	FLD%
8 Robbie Coman	.347	28-25	98	8	34	5	0	1	13	42	.429	9	1	6	5	.407	0	4	1-4	186	14	0	1.000
21 Matt Thaiss	.321	30-30	109	19	35	10	0	2	29	51	.468	17	2	11	4	.412	3	1	3-3	230	26	4	.985
22 Daniel Pinero	.314	30-30	118	27	37	3	1	2	11	48	.407	19	2	20	1	.417	0	3	2-3	49	82	11	.923
7 Adam Haseley	.264	30-30	125	21	33	6	1	1	8	44	.352	17	2	26	3	.361	0	2	4-5	48	2	2	.962
9 Kenny Towns	.243	30-30	115	14	28	8	2	0	19	40	.348	15	3	20	1	.341	2	0	1-3	18	63	9	.900
10 Pavin Smith	.240	30-30	121	17	29	4	2	2	19	43	.355	12	3	21	0	.319	2	0	0-3	124	12	3	.978
4 Ernie Clement	.182	27-26	88	9	16	2	1	0	7	20	.227	6	8	7	1	.291	1	4	3-4	48	52	2	.980

12 Charlie Cody	.318	10-5	22	3	7	0	0	1	2	10	.455	1	0	7	0	.348	0	0	0-1	6	1	0	1.000
25 Jack Gerstenmaier	.286	5-5	14	1	4	0	0	0	4	4	.286	0	2	3	0	.375	0	1	0-0	6	6	0	1.000
28 Kevin Doherty	.258	19-18	62	4	16	2	2	1	15	25	.403	11	0	20	1	.365	1	1	0-1	22	5	0	1.000
23 Christian Lowry	.226	18-14	53	5	12	0	0	0	2	12	.226	1	1	13	0	.255	0	1	2-3	0	0	0	.000
31 Joe McCarthy	.220	12-12	41	5	9	0	0	0	4	9	.220	11	1	5	0	.396	0	0	1-1	15	0	0	1.000
18 Justin Novak	.111	17-9	27	6	3	1	0	0	0	4	.148	2	1	5	0	.200	0	2	0-0	18	25	0	1.000
37 Thomas Woodruff	.080	17-6	25	3	2	0	0	0	1	2	.080	1	1	7	2	.148	0	0	2-2	13	5	0	1.000
Totals	.260	30-30	1018	142	265	41	9	10	134	354	.348	122	27	171	18	.352	9	19	19-33	799	329	34	.971
Opponents	.248	30-30	982	137	244	38	6	20	131	354	.360	150	20	251	18	.356	11	25	24-38	795	327	36	.969

LOB - Team (258), Opp (253). DPs turned - Team (21), Opp (23). CI - Team (1), Thaiss, M. 1.

PLAYER	ERA	W-L	APP	GS	CG	SHO/CBO	SV	IP	H	R	ER	BB	SO	2B	3B	HR	AB	B/AVG	WP	HBP	BK	SFA	SHA
19 Nathan Kirby	3.07	2-2	7	7	0	0/0	0	41.0	39	16	14	22	51	4	1	2	151	.258	4	0	0	1	5
27 Josh Sborz	3.19	1-2	14	2	0	0/0	6	31.0	25	12	11	15	21	3	0	5	108	.231	1	0	0	1	4
33 Connor Jones	3.72	2-2	10	10	0	0/0	0	65.1	57	31	27	32	70	7	0	3	241	.237	3	4	1	1	3
20 Brandon Waddell	5.01	3-4	10	10	0	0/0	0	55.2	64	35	31	26	45	14	3	2	224	.286	7	9	0	1	3

11 Bennett Sousa	0.00	0-0	3	0	0	0/0	0	2.1	1	0	0	8	0	0	0	0	7	.143	1	0	0	0	1
6 Matt Doughty	0.00	0-0	2	0	0	0/0	0	1.2	0	0	0	1	2	0	0	0	4	.000	0	0	0	1	0
28 Kevin Doherty	2.76	3-1	10	0	0	0/0	2	16.1	8	5	5	3	13	2	1	1	54	.148	0	1	0	1	2
16 Tommy Doyle	3.48	1-1	7	0	0	0/0	0	10.1	7	6	4	9	9	0	0	2	35	.200	0	3	1	1	0
14 Derek Casey	3.86	0-0	2	0	0	0/0	0	2.1	4	4	1	1	3	1	0	1	11	.364	1	0	0	1	0
35 David Rosenberger	3.97	2-0	7	0	0	0/0	0	11.1	16	5	5	5	7	0	0	1	43	.372	0	0	0	2	2
7 Adam Haseley	5.40	1-0	4	1	0	0/0	1	6.2	7	4	4	3	5	2	0	1	25	.280	0	0	0	1	0
13 Alec Bettinger	5.68	0-2	12	0	0	0/0	2	19.0	16	13	12	15	23	5	1	2	70	.229	1	2	0	0	3
17 Jack Roberts	13.50	0-1	5	0	0	0/0	0	3.1	0	6	5	10	2	0	0	0	9	.000	2	1	0	0	2
Totals	4.02	15-15	30	30	0	0/0	11	266.1	244	137	119	150	251	38	6	20	982	.248	20	20	2	11	25
Opponents	3.70	15-15	30	30	1	2/2	6	265.0	265	142	109	122	171	41	9	10	1018	.260	19	27	1	9	19

PB - Team (5), Thaiss, M. 3, Coman, R. 2, Opp (7). Pickoffs - Team (9), Jones, C. 4, Kirby, N. 2, Bettinger, A 1, Coman, R. 1, Thaiss, M. 1, Opp (7).

2015 ACC STANDINGS

ATLANTIC	ACC						OVERALL							
	W	L	T	Pct.	H	R	W	L	T	Pct.	H	R	N	vs. Div.
Louisville	25	5	0	.833	13-2	12-3	47	18	0	.723	29-8	14-5	4-5	15-3
Florida State	17	13	0	.567	10-5	7-8	44	21	0	.677	30-7	9-14	5-0	8-10
Notre Dame	17	13	0	.567	8-7	9-6	37	23	0	.617	15-11	13-8	9-4	10-8
Clemson	16	13	0	.552	7-7	9-6	32	29	0	.525	16-14	12-9	4-6	9-9
NC State	15	14	0	.517	9-6	5-7	36	23	0	.610	21-6	8-13	7-4	9-8
Wake Forest	12	18	0	.400	7-8	5-10	27	26	0	.509	17-12	8-14	2-0	7-11
Boston College	10	19	0	.345	5-4	1-14	27	27	0	.500	11-5	5-17	11-5	4-13

COASTAL	W	L	T	Pct.	H	R	W	L	T	Pct.	H	R	N	vs. Div.
Miami	22	8	0	.733	13-2	9-6	50	17	0	.746	36-5	11-9	3-3	15-3
Virginia	15	15	0	.500	5-7	8-7	44	24	0	.647	13-10	13-8	18-6	10-8
North Carolina	13	16	0	.448	8-7	5-9	34	24	0	.586	21-9	8-10	5-5	7-10
Virginia Tech	13	16	0	.448	9-5	4-11	27	27	0	.500	16-8	8-15	3-4	7-10
Georgia Tech	13	17	0	.433	9-6	4-11	32	23	0	.582	21-8	9-13	2-2	9-9
Duke	10	19	0	.345	8-7	2-9	31	22	0	.585	25-8	6-11	0-3	7-11
Pitt	9	21	0	.300	6-9	2-10	20	32	0	.385	13-15	5-12	2-5	7-11

2015 ACC CHAMPIONSHIP

DURHAM BULLS ATHLETIC PARK, DURHAM, N.C.

PLAY-IN GAMES

Tuesday, May 19

No. 7 Virginia 11, No. 10 Ga. Tech 0 (7 inn.)
No. 8 N. Carolina 5, No. 9 Virginia Tech 3

POOL PLAY

Wednesday, May 20

No. 4 Florida State 3, No. 5 Clemson 1
No. 2 Miami 9, No. 7 Virginia 5
No. 1 Louisville 7, No. 8 North Carolina 4

Thursday, May 21

No. 6 NC State 3, No. 3 Notre Dame 0
Clemson 7, Louisville 2
Florida State 8, North Carolina 4

Friday, May 22

Notre Dame 8, Virginia 2
North Carolina 6, Clemson 3
NC State 5, Miami 4 (12 inn.)

Saturday, May 23

Florida State 6, Louisville 0
Miami 6, Notre Dame 5
NC State 10, Virginia 2

Sunday, May 24 (Championship)

Florida State 6, NC State 2



DAVENPORT FIELD AT THE UVA BASEBALL STADIUM

- Stadium underwent complete overhaul after the 2001 season, making it a premier college facility.
- Bermuda grass playing surface – known as Ted Davenport Field – was dedicated April 13, 2002, against Wake Forest in honor of Thomas “Ted” Edward Davenport, former Executive Director and Secretary/Treasurer of Virginia Student Aid Foundation.
- Field was named for Davenport to recognize his dedication to student-athletes and leadership role in fundraising.
- The stadium seats 5,025 (fourth largest in the ACC) and includes canopied grandstand with 1,419 chairback seats, bleacher seats down the right-field line and in the outfield, grass hillside seating down the left-field line and seven suites for lease by fans and corporate sponsors.

FAN SUPPORT

- Davenport Field welcomed its one millionth fan early in March 2015.
- Virginia has drawn 765,763 fans since 2009, including more than 110,000 fans in five of the last six seasons.
- UVA averaged a program-record 3,749 spectators per game in 2014 and has ranked in the top 20 nationally in attendance each of the last six years.
- It provides one of the best home-field advantages in college baseball: UVA is 348-76 (.821) at home since 2004.
- Played host to eight NCAA Regionals (2004, 2006, 2007, 2010, 2011, 2012, 2013, 2014) and five NCAA Super Regionals (2010, 2011, 2013, 2014, 2015).

RECENT IMPROVEMENTS

- Wall padding and new stadium graphics were installed prior to the start of the 2016 season, including tributes to the 2015 National Championship team.
- A refurbished weight room also was unveiled prior to the 2016 campaign.
- A new outfield club, The Clubhouse, opened for the 2014 season.
- A new \$1 million playing surface was installed during the summer of 2012, featuring a new irrigation/drainage system, sand-based field, FieldTurf collar behind home plate and synthetic warning track in foul territory.
- A new video board was unveiled for the 2013 season.
- A \$5 million renovation was completed in 2010, bringing a new clubhouse, opponent and umpire locker rooms, meeting, video and training rooms and hall of fame room as well as renovated indoor batting cages and a spacious weight room.
- Spacious home clubhouse was refurbished in 2010 and includes full-size wooden lockers, lounge area, team meeting and video rooms and kitchen as well as expanded training room and coaches’ locker room/lounge.

DAVENPORT FIELD FACTS AND FIGURES

- Seating Capacity:** 5,025
- Field Dimensions:** 332-370-404-370-332
- Outfield Wall Height:** 6 feet in left and right field; 8 feet from left to right center
- Largest Single-Game Attendance:** 5,074 vs. UNC (April 14, 2012)
- Largest 3-Game Series Attendance:** 14,282 vs. North Carolina (April 18-20, 2014)
- Largest Season Attendance Average:** 3,749 (142,496 total), 2014
- Largest Season Attendance Total:** 142,496, 2014 (38 games)
- Total Attendance:** 1,068,306 (14 seasons)
- Virginia’s Overall Record in Facility:** 383-106 (.783)
- Virginia’s ACC Record in Facility:** 121-58 (.676)
- Virginia’s Record vs. State Opponents in Facility:** 87-15 (.853)
- First Game:** Feb. 16, 2002, vs. Bucknell
- First Night Game:** March 29, 2002, vs. North Carolina
- First Virginia Win:** Feb. 16, 2002, vs. Bucknell (10-3)
- First Virginia Loss:** Feb. 26, 2002, vs. VCU (13-7)
- First ACC Win:** March 15, 2002, vs. Florida State (11-10)
- First Win Over Ranked Team:** March 15, 2002, vs. No. 1 FSU (11-10)

ATTENDANCE AT DAVENPORT FIELD

Year	Total Att.	Avg. Att.	Dates	Record
2002	15,802	632	25	11-14
2003	16,298	582	28	19-9
2004	45,000	1,363	33	25-8
2005	41,100	1,141	36	31-5
2006	57,685	1,559	37	32-5
2007	65,661	1,774	37	28-9
2008	61,282	1,571	39	31-9
2009	51,473	1,513	34	29-6
2010	125,959	3,148	40	34-7
2011	125,355	3,298	38	35-5
2012	112,281	3,208	35	26-10
2013	124,374	3,189	39	35-5
2014	142,496	3,749	38	34-4
2015	83,825	3,644	23	13-10
14 years	1,068,306	2,216	482	383-106

- The stadium addition brought team meeting and video rooms as well as a Hall of Fame area.
- The climate-controlled indoor hitting and pitching facility includes three full-length batting cages and additional area for hitting drills as well as a regulation clay pitching mound, allowing the team to train during any weather conditions.
- Players can lift in the new Davenport Field weight room with the latest equipment and cardiovascular technology.



VIRGINIA BASEBALL HISTORY

PROGRAM HIGHLIGHTS

- 2015 National Champions
- 2,217 wins in 125-year program history
- 15 NCAA tournament appearances, including 12 straight
- Four College World Series appearances (2009, 2011, 2014, 2015)
- Four ACC championships (1972, 1996, 2009, 2011)
- 24 All-America and 67 First-Team All-ACC selections
- Six NCAA regional championships (2009, 2010, 2011, 2013, 2014, 2015)
- 37 former Virginia players have reached the majors, including one member of the Baseball Hall of Fame – Eppa Rixey
- 121 all-time selections in the MLB Draft
- Eight UVA players have competed on USA Baseball national teams

WINNINGEST PROGRAMS OF THE 2010s

School	Record	Pct.	CWS Apps	National Championships
1. VIRGINIA	293-97-1	.873	3	1
2. LSU	281-99-1	.867	2	0
3. Vanderbilt	291-114	.859	3	1
4. Florida State	278-111	.857	2	0
5. South Carolina	277-113	.855	3	2

RECENT EXCELLENCE

THE O'CONNOR ERA (SINCE 2004)

- Virginia owns the most wins in the nation over the last seven years (342).
- UVA has won 558 games since 2004 – an average of more than 46 victories per season.
- UVA has four 50-win seasons: 2010 (51), 2011 (56), 2013 (50) and 2014 (53).
- UVA has recorded at least 39 wins each of the last 12 years, including 10 40-win seasons.
- Every UVA recruiting class since 2005-06 has played in at least one College World Series.



Tyler Cannon

THE TOURNAMENT STREAK

- Virginia has qualified for 12 straight NCAA tournaments.
- UVA is one of six programs nationally to play in each tournament since 2004 and one of two to play in six of the last seven NCAA Super Regionals.
- Virginia is one of 17 schools in Division I history to have a streak of at least 12 consecutive NCAA tournament appearances.



VIRGINIA BASEBALL HISTORY



NCAA TOURNAMENT SUCCESS

• UVA has won 40 NCAA tournament games since 2009 – second most in the nation in that span.

• Eighteen of the 40 tournament wins since 2009 have come in the College World Series.

• Virginia has earned four national seeds in the NCAA Tournament, including the No. 1 overall seed in 2011.

BRINGING HOME THE HARDWARE

• Virginia has made four College World Series appearances, including two trips to the CWS Finals.

• UVA has won six NCAA Regional and four Super Regional championships since 2009.

• UVA earned the 2010 and 2011 ACC Coastal Division Championships (regular season).

• Virginia has made four appearances in the ACC Championship game, including titles in 2009 and 2011.

NATIONAL RECOGNITION

• UVA reached the No. 1 national ranking in the polls in 2010, 2011, 2014 and 2015.

• Twenty-one Cavaliers have earned All-America selections in the last 12 seasons.

• Brian O'Connor has been named National Coach of the Year on three occasions.

SUCCESS AT NEXT LEVEL

• Sixty-six Cavaliers have been selected in the MLB Draft in the last 12 years, including seven in 2015

• Under the current coaching staff, 14 former Cavaliers have reached the big leagues.

• The 14 to reach MLB (in chronological order): Ryan Zimmerman, Mark Reynolds, Joe Koshansky, Brandon Guyer, Mike Ballard, Michael Schwimer, Sean Doolittle, David Adams, Phil Gosselin, Kyle Crockett, Chris Taylor, Jarrett Parker, Tyler Wilson and John Hicks.

• Doolittle and Zimmerman each have been named MLB All-Stars.



Ryan Zimmerman

FANS FLOCK TO DAVENPORT

• Davenport Field has nearly doubled in seating capacity since opening its doors in 2002; the facility currently seats 5,025.

• Record crowds have flocked to Davenport Field, as UVA ranked among the top 40 nationally in home attendance each the last seven years, including top 20 rankings each of the last six seasons.

• Virginia's attendance has increased by over 800 percent since 2003.

• UVA drew more than 110,000 fans in five of the last six years, including a school-record total (142,496) and average (3,749) attendance in 2014.

VIRGINIA BASEBALL BY THE NUMBERS

2,217 All-Time Wins

342 Wins Since 2009
(most in the nation)

4 College World Series Appearances

121 MLB Draft Selections

37 Major Leaguers

11 Former Cavaliers to Play in MLB in 2015

12 Consecutive NCAA Tournament Appearances

8 Years as NCAA Regional Host Since 2004

4 50-Win Seasons


46 Average Wins Over Last 12 Seasons

9 Top-20 ERA Rankings Over Last 12 Seasons

PITCHING EXCELLENCE

• UVA routinely has one of the top pitching staffs in the country, with a top-three ERA nationally in six of the last 10 years.

• Virginia ranked No. 1 nationally in ERA in 2011 and earned a No. 2 standing in 2014.



2015 NATIONAL CHAMPIONS

TD AMERITRADE PARK OMAHA; OMAHA, NEB.

A year after falling just short at the CWS Finals, Virginia entered the 2015 NCAA Tournament as a longshot. The Cavaliers banded together though to make a remarkable run to Virginia's first NCAA championship.

The Cavaliers battled through a tumultuous, injury-riddled regular season, and were not a lock to even make the 10-team ACC tournament until winning five of their final six league games – including a series sweep at North Carolina – to punch a ticket to the postseason.

Even then, UVA lost its final three games at the ACC tournament before earning a bid to the NCAA tournament as a No. 3 seed in the Lake Elsinore Regional.

The storybook tournament run turned program stalwarts Brandon Waddell, Josh Sborz, Kenny Towns and Nathan Kirby into legends, but more heroes emerged along the way.

Freshmen Adam Haseley, Ernie Clement and Pavin Smith performed like sage veterans, each coming up with head-turning performances at critical times throughout the tournament. Seldom-used senior Thomas Woodruff had the game of his life in Game 2 of the CWS Finals as UVA staved off elimination.

The long and challenging road led to the ultimate coronation – an Omaha dogpile.



ROSTER

2	John La Prise	INF/OF	Jr.
4	Ernie Clement	INF	Fr.
5	Kevin Radford	INF	Sr.
6	Matt Doughty	RHP	Fr.
7	Adam Haseley	LHP/OF	Fr.
8	Robbie Coman	C	Jr.
9	Kenny Towns	INF	Sr.
10	Pavin Smith	1B/OF	Fr.
11	Bennett Sousa	LHP	Fr.
12	Charlie Cody	INF/OF	Fr.
13	Alec Bettinger	RHP	So.
14	Derek Casey	RHP	Fr.
16	Tommy Doyle	RHP	Fr.
17	Jack Roberts	RHP	So.
18	Justin Novak	INF/C	Fr.
19	Nathan Kirby	LHP	Jr.
20	Brandon Waddell	LHP	Jr.
21	Matt Thaiss	C	So.
22	Daniel Pinero	INF	So.
23	Christian Lowry	OF	Fr.
25	Jack Gerstenmaier	INF	Fr.
27	Josh Sborz	RHP	Jr.
28	Kevin Doherty	LHP	Jr.
31	Joe McCarthy	OF	Jr.
32	Mark Ostbye	RHP	Fr.
33	Connor Jones	RHP	So.
34	Riley Wilson	LHP	Fr.
35	David Rosenberger	LHP	Jr.
37	Thomas Woodruff	INF/OF	Sr.
41	Ben Cassillo	C	Fr.

Head Coach: Brian O'Connor

Associate Head Coach: Kevin McMullan

Assistant Coach: Karl Kuhn

Assistant Coach: Matt Kirby

Student Assistant: Kevin Arico

NCAA REGIONALS

UVA was sent to California for the Lake Elsinore Regional and took full advantage of its fresh start. The Cavaliers won three straight games, topping Southern California in the opener, 6-1, and San Diego State in the winners' bracket, 3-1, before defeating the Trojans, 14-10 in 11 innings, to advance.

UVA rallied from a 9-5 sixth-inning deficit to force extra innings and then scored five in the 11th inning to outlast the Trojans in a four-hour, 48-minute marathon that concluded at 1:18 a.m. Pacific time.

NCAA SUPER REGIONALS

After Maryland upset top-seeded UCLA in a regional final, UVA went home for an NCAA Super Regional against the Terrapins in Charlottesville. The Cavaliers rallied in consecutive games to punch their ticket to Omaha.

After struggling throughout Game 1 against Maryland starter Mike Shawaryn, Virginia came off the mat to score five runs in the eighth inning to win, 5-3, punctuated by Kevin Doherty's two-out, bases-clearing double.

UVA trailed 4-2 heading to the bottom of the ninth in Game 2, but five straight Cavaliers reached base safely, capped when Ernie Clement hit a walk-off, two-run single to lift UVA to a 5-4 win to send the Cavaliers to Omaha.

COLLEGE WORLD SERIES

JUNE 13 • VIRGINIA 5, ARKANSAS 3

Virginia opened the CWS with a 5-3 win over Arkansas, with Kenny Towns hitting an RBI double with two outs in the eighth inning to break a 3-3 tie.

UVA received timely hitting, with all five runs scoring with two outs; six of UVA's hits came after two were out.

Connor Jones (6 IP) and Josh Sborz (3 IP) combined to scatter seven hits in the win.

Virginia matched a season high by stealing five bases. Daniel Pinero swiped three bases, most by a UVA player in an NCAA tournament game and the first three-stolen base game by a player in the CWS since 2004.

JUNE 15 • VIRGINIA 1, FLORIDA 0

Brandon Waddell and Josh Sborz combined on a two-hit shutout as UVA topped No. 4 national seed Florida to advance to the bracket championship game.

Waddell worked seven innings, allowing two hits and three walks while striking out three to earn the win.

Sborz worked out of a jam in the eighth inning and retired all six batters he faced in recording his 15th save.

UVA scored its lone run in the sixth inning on a Robbie Coman sacrifice fly to plate Matt Thaiss.

JUNE 19 • FLORIDA 10, VIRGINIA 5

Virginia finished with 10 hits as eight starters recorded at least one hit each. Adam Haseley and Daniel Pinero each posted a pair of hits, while Matt Thaiss and Kenny Towns each drove in two runs.

In his first start in nine weeks after suffering a strained left lat muscle on April 17, UVA starter Nathan Kirby worked 2 2/3 innings, allowing four runs (three earned), four hits and a walk while striking out one in taking the loss.

Florida starter Logan Shore pitched 6 1/3 innings to earn the win, while the Gators racked up 11 hits, including three from Richie Martin.

JUNE 20 • VIRGINIA 5, FLORIDA 4

Virginia advanced to the CWS Finals as Waddell and Sborz again teamed up to slow the potent Florida offense.

Sborz worked four scoreless innings of relief to earn the win. He allowed three hits and a walk while striking out a pair.

Making his program-record 52nd career start, Waddell worked five innings, allowing four earned runs, six hits and three walks while striking out three.

Kenny Towns doubled and drove in three runs for Virginia. His sacrifice fly in the seventh inning broke a 4-4 deadlock.

Thaiss homered in the first inning as part of a 2-for-3 day.

2015 NATIONAL CHAMPIONS

TD AMERITRADE PARK OMAHA; OMAHA, NEB.

JUNE 22 • VANDERBILT 5, VIRGINIA 1

Vanderbilt starting pitcher Carson Fulmer pitched 7 2/3 innings of two-hit, shutout baseball as Vanderbilt took Game 1 of the CWS Finals, 5-1.

The teams played five shutout innings before Vandy struck for a three-run rally with two outs in the sixth inning against UVA starter Connor Jones, capped by a two-run double by Will Coffey.

Jones worked 6 1/3 innings, allowing four earned runs, seven hits and two walks while striking out six. He suffered his first defeat since April 11.

Pinch hitter Jack Gerstenmaier drove in UVA's lone run with a single in the ninth inning.

JUNE 23 • VIRGINIA 3, VANDERBILT 0

UVA got contributions from some unlikely sources in Game 2 as it forced a winner-take-all championship game.

Freshman starting pitcher Adam Haseley combined with Sborz on a seven-hit shutout.

In just his fifth start of the season and the first since May 24, Haseley worked a career-high five innings, allowing four hits and three walks while striking out one. Sborz worked the final four innings to earn his third win of the CWS.

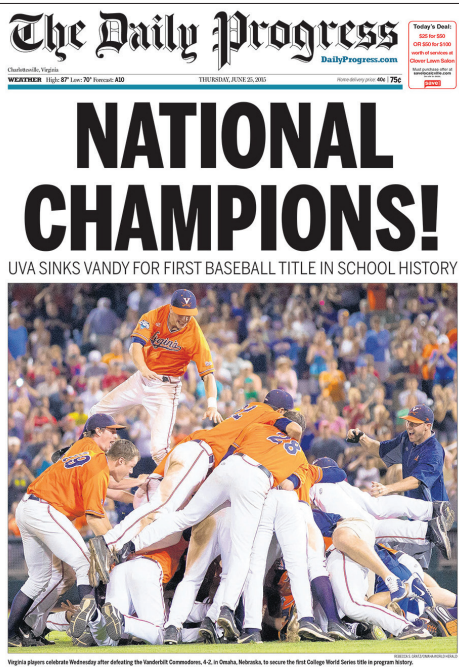
The bottom of UVA's order – 8-hole hitter Ernie Clement and 9-hole hitter Thomas Woodruff – combined to go 6-for-8 while driving in all three runs in Game 2.

Woodruff had three hits and a pair of RBI. He had recorded 16 career hits in 61 games prior to that contest. Clement also went 3-for-4.

Haseley became the second starting pitcher to also hit leadoff at the CWS (Clemson's Bailey Hendley, 1958).



Josh Sborz



JUNE 24 • VIRGINIA 4, VANDERBILT 2

Virginia rallied from an early 2-0 deficit for a 4-2 win in Game 3 to earn its first national championship.

In his third start in Omaha, Waddell worked seven innings and allowed a pair of first-inning runs to go along with four hits and two walks while striking out a pair.

Waddell buckled down after his first-inning troubles and allowed just three baserunners over his final six frames while retiring the final 11 batters he faced.

Making his first relief outing in over two years, Kirby struck out five batters over two innings to earn his first career save and lock up the championship.

Freshman Pavin Smith drove in UVA's first three runs. He hit a game-tying, two-run homer in the fourth inning and drove in the eventual winning run with a two-out RBI single to score Haseley in the sixth inning.

Towns added an RBI single with two out in the seventh inning to score Haseley.



Kenny Towns



Brandon Waddell

CWS NOTES

- Virginia became the first ACC team to win the NCAA baseball championship since Wake Forest in 1955.
- The NCAA championship was the 23rd in Virginia Athletics history.
- Virginia went 10-2 in the 2015 NCAA Tournament. Seven of the wins were of the come-from-behind variety.
- Sborz was named College World Series Most Outstanding Player. He tied a CWS record by earning three wins at the 2015 CWS.
- Sborz made eight appearances in the NCAA tournament and did not allow an earned run. He did not allow an earned run over the final 27 innings of his UVA career (dating to May 15), including all 13 of his innings in Omaha.
- The Virginia-Vanderbilt finals series was just the third finals rematch in CWS history (USC-Arizona State in 1972-73, Oregon State-North Carolina in 2006-07).
- Virginia was just the third No. 3 seed or lower to win the CWS Finals since seeding began in 1988 (joining No. 3 Oregon State in 2007 and No. 4 Fresno State in 2008).
- Virginia won all five of Waddell's career CWS starts. He is tied for the fifth-most CWS starts all-time.
- Sborz, Waddell, Clement (2B), Pinero (SS) and Towns (3B) were named to the All-College World Series Team.
- Waddell was named to the CWS All-Tournament Team for the second straight year.
- Virginia was the first team to rally from a two-run deficit in the championship game since Cal State Fullerton in 2004 against Texas.
- UVA was just the third champion to lose the first game of the CWS Finals and then win the last two games (Oregon State 2006, Fresno State 2008).
- The Cavaliers scored the go-ahead run in the fifth inning or later in each of their 10 postseason wins (40 of 57 runs in fifth inning or later).
- In seven CWS games, Virginia recorded 24 two-out hits that resulted in 15 runs.
- Kenny Towns recorded hits in each of the final 10 games in the NCAA tournament.

2009 COLLEGE WORLD SERIES

ROSENBLATT STADIUM; OMAHA, NEB.

Virginia scored its first trip to Omaha by making a magical run through two weekends on the road in NCAA tournament play. The Cavaliers won three games in Irvine, Calif., before heading back across the country to capture a Super Regional in Oxford, Miss.

UVA traveled over 5,700 miles over the course of the tournament en route to its final destination: legendary Rosenblatt Stadium and the College World Series.

NCAA REGIONALS

A week after winning the ACC Championship, Virginia was sent to California for the Irvine Regional, which earned the moniker "The Region of Death." It included top-ranked UC Irvine, reigning national champ Fresno State and San Diego State, which boasted No. 1 draft pick Stephen Strasburg.

In the opener, UVA rode six shutout innings from starter Robert Morey and an early home run by Phil Gosselin off of Strasburg to pull out a 5-1 win over San Diego State.

The great pitching continued the next two nights. Virginia scored a 5-0 win over UC Irvine Saturday behind 7 1/3 shutout innings from freshman starter Danny Hultzen.

The Cavaliers won their first regional championship Sunday as Andrew Carraway fired seven innings of one-run baseball in a 5-1 win over UC Irvine.

NCAA SUPER REGIONALS

Virginia's reward for winning the regional: a trip to Oxford, Miss., to play Ole Miss in front of crowds of 10,000-plus.

Ole Miss rallied in the ninth inning of Game 1 to force extra innings, and walked off on Matt Smith's solo homer in the 12th inning to earn a 4-3 win.

Virginia turned the tables in Game 2, scoring two runs in its final at bat in the bottom of the eighth to pull out a 4-3 victory.

In Game 3, four UVA pitchers combined to scatter seven hits, while the Cavaliers broke a 1-1 tie with three runs in the fifth inning to silence the raucous Ole Miss faithful en route to a 4-1 victory.

COLLEGE WORLD SERIES

JUNE 13 • LSU 9, VIRGINIA 5

No. 3 seed LSU pulled away late in a 9-5 win in Virginia's debut at the College World Series.

The Cavaliers racked up 14 hits in the game but left 14 on base which tied a season high.

UVA got 11 of its 14 hits from the 6-9 hitters in its batting order. Nine-hole hitter Keith Werman recorded a career-high four hits. Tyler Cannon and Franco Valdes each added three hits.

UVA took a 4-3 lead in the fifth inning, as Steven Proscia homered to tie the game, and Werman later singled in a run. LSU took the lead for good in the bottom of the inning on a three-run home run from Sean Ochinko.



JUNE 15 • VIRGINIA 7, CAL STATE FULLERTON 5

Virginia claimed its first CWS win by holding off No. 2 seed Cal State Fullerton, 7-5, in an elimination game.

Werman continued his torrid hitting with a pair of hits and a pair of RBI, while Hultzen hit a two-run single in the second inning that broke a 2-2 tie to give UVA the lead for good.

Senior Andrew Carraway, the second of five UVA pitchers, worked 2 2/3 scoreless innings to earn the win.

JUNE 17 • ARKANSAS 4, VIRGINIA 3 (12)

Virginia's stay in Omaha ended with a 4-3 loss to Arkansas in 12 innings. The epic contest lasted four hours, 47 minutes.

Down to their final strike in the ninth inning, the Razorbacks tied the game on a two-run home run by Brett Eibner. They walked off in the 12th inning on a run-scoring double from Andrew Darr.

The Cavaliers had plenty of opportunities throughout the contest, and particularly in the last four innings. UVA left 14 runners on base, including eight over the final four innings.

Proscia and John Hicks each had three hits as Virginia finished with 16 hits.

Hultzen wrapped up his outstanding freshman campaign by tossing 6 1/3 innings, allowing one unearned run and striking out seven.

CWS NOTES

- Shortstop Tyler Cannon was named to the All-College World Series Team after going 6-for-10 with five walks and a .733 on base percentage.
- Werman racked up four hits in UVA's opener against LSU and finished 6-for-10 in the CWS.
- Overall, 63,876 fans witnessed UVA's three CWS games at Rosenblatt, including 24,904 for the Cavaliers' matchup with top-seeded LSU.

ROSTER

2	Keith Werman	INF/C	Fr.
3	Jarrett Parker	OF	So.
5	Phil Gosselin	INF	So.
7	John Barr	OF	So.
8	John Hicks	C	Fr.
9	David Coleman	OF	So.
10	Tyler Cannon	INF	Jr.
11	Kevin Arico	RHP	So.
12	Corey Hunt	INF	R-So.
13	Jared King	INF	Fr.
14	John Bivens	OF	Jr.
15	Matt Packer	LHP	Jr.
17	Shane Halley	OF/RHP	Fr.
18	Tyler Wilson	RHP	So.
19	Steven Proscia	INF	Fr.
20	Sean Lucas	LHP	R-Fr.
21	Dan Grovatt	OF/P/1B	So.
22	Robert Morey	RHP	So.
23	Danny Hultzen	LHP/1B	Fr.
25	Will Roberts	RHP	Fr.
27	Tyler Biddix	INF/OF	So.
28	Chad O'Connor	RHP	Fr.
29	Scott Silverstein	LHP/1B	Fr.
31	Justin Thompson	RHP/C	Fr.
33	Franco Valdes	C	Jr.
34	Robert Poutier	RHP	Sr.
35	Steven Kouril	OF	Fr.
37	Brad Grove	LHP	Sr.
38	Andrew Carraway	RHP	Sr.
39	Neal Davis	LHP	Jr.
45	Will Campbell	C	Sr.
47	Jeff Lorick	LHP	Jr.

Head Coach: Brian O'Connor
Associate Head Coach: Kevin McMullan
Assistant Coach: Karl Kuhn
Assistant Coach: Eddie Smith

2011 COLLEGE WORLD SERIES

TD AMERITRADE PARK OMAHA; OMAHA, NEB.

Virginia won a school-record 56 games and earned the No. 1 seed in the NCAA tournament in a memorable 2011 season that was capped with a trip to the College World Series in its first year at TD Ameritrade Park Omaha.

The season may be best remembered for the wild super regional with UC Irvine, capped by Chris Taylor's two-run, walk-off single that catapulted the Cavaliers to their second CWS.

NCAA REGIONALS

UVA cruised through its home regional, blanking Navy, 6-0, before downing St. John's (10-2) and East Carolina (13-1) to win its third straight regional championship.

Will Roberts fired a complete-game, four hitter against Navy, striking out 14 and becoming the first Cavalier to throw a shutout in the NCAA tournament.

Regional MVP Danny Hultzen continued the dominant pitching in UVA's win over St. John's, striking out 12 in seven innings. David Coleman had three hits and knocked in four runs, while Steven Proscia homered, scored three runs and drove in three.

UVA then blasted East Carolina as Tyler Wilson fired 6 1/3 innings of one-run baseball while Chris Taylor had three hits and drove in four runs. The Cavaliers finished with 17 hits.

NCAA SUPER REGIONALS

Virginia and UC Irvine engaged in an epic super regional at Davenport Field, with the Cavaliers staging a dramatic ninth-inning rally in Game 3 to capture the series.

After Hultzen and Cody Winiarski combined on a four-hit shutout in a 6-0 Game 1 win, UC Irvine bounced back to win Game 2, 6-4, rallying from a 3-0 deficit in the sixth inning.

Trailing 2-1 with the bases empty, two outs and two strikes in the ninth inning, UVA got off the mat for the win. Coleman and Jared King singled and Reed Gragnani walked to load the bases before Taylor bounced a single up the middle to score a pair and send the Cavaliers to Omaha.

COLLEGE WORLD SERIES

JUNE 19 • VIRGINIA 4, CALIFORNIA 1

Virginia started the CWS with a 4-1 win over Cal, with Hultzen, Tyler Wilson and Branden Kline combining on a six-hitter. Hultzen worked 6 1/3 shutout innings.

The game was scoreless until the seventh as both teams failed to cash in on their chances. UVA broke through on a John Hicks RBI single and Proscia sac fly in the seventh.

King hit an RBI triple and Keith Werman followed with a run-scoring single in the eighth.

JUNE 21 • SOUTH CAROLINA 7, VIRGINIA 1

No. 4 seed South Carolina scored three runs in the first inning and never trailed in a 7-1 win over Virginia. UVA managed only five hits against USC starter Colby Holmes and relievers John Taylor and Matt Price.

Will Roberts took the loss for Virginia after



allowing six runs (three earned), eight hits and a walk in 3.1 innings. UVA's bullpen limited the Gamecocks to five hits and a run over the final 5.2 innings.

A strength all season, the Cavaliers' defense committed three errors in a sloppy outing.

JUNE 23 • VIRGINIA 8, CALIFORNIA 1

Behind 7 2/3 innings of brilliant work from starter Tyler Wilson, Virginia bounced back and eliminated Cal, 8-1. Wilson allowed just a run and five hits in matching a career-long effort while earning his second win at the CWS.

All nine starters had at least one hit as UVA racked up 11 hits. Werman went 2-for-2 and scored two runs, while Kenny Swab also notched a pair of hits, including a key single which was misplayed into a three-base error that allowed Swab to circle the bases.

Virginia scored four runs in the sixth inning to break out to a 6-0 lead, started by Swab's single and the three-base error by center fielder Darrel Matthews.

JUNE 24 • SOUTH CAROLINA 3, VIRGINIA 2 (13)

South Carolina scored a run on a UVA error in the bottom of the 13th inning to eliminate Virginia, 3-2.

Both teams had a wealth of scoring chances, but in most cases could not capitalize. UVA left 15 runners on base and hit into four double plays, while South Carolina stranded 14 in the four-hour, 25-minute marathon.

Kline worked a season-high five innings from the eighth through 12th innings and evaded multiple problems to hold the Gamecocks scoreless.

Pitching despite being under the weather, Hultzen gutted through three innings and struck out eight of the 10 batters he faced.

CWS NOTES

- Tyler Wilson picked up the win on the mound in both of UVA's victories and allowed two runs in 10 innings.
- Wilson was presented with the Lowe's Senior CLASS Award prior to the June 24 game against South Carolina.

- Keith Werman went 5-for-11 (.455) at the plate, while John Barr led the team with six hits.
- Danny Hultzen made two tremendous starts. He tossed 6 1/3 shutout innings in the opener vs. Cal and then struck out eight of 10 South Carolina batters in three innings while saddled with an illness.
- Over 95,000 fans watched the Cavaliers' four contests in Omaha in 2011, including 25,882 in their final game with South Carolina.

ROSTER

2	Keith Werman	INF	Jr.
3	Kyle Crockett	LHP	Fr.
4	Reed Gragnani	INF/OF	So.
5	Mitchell Shifflett	OF	Fr.
6	Chris Taylor	INF	So.
7	John Barr	OF	Fr.
8	John Hicks	C/1B/OF	Jr.
9	David Coleman	OF	Sr.
11	Stephen Bruno	INF	So.
12	Corey Hunt	RHP/INF	Fr.
13	Jared King	INF	Jr.
14	Colin Harrington	INF/OF	So.
15	Ryan Briggs	RHP	So.
16	Branden Kline	RHP	So.
17	Shane Halley	RHP/OF	Jr.
18	Tyler Wilson	RHP	Sr.
19	Steven Proscia	INF	Jr.
20	Ryan Ashooh	LHP	Fr.
21	Derek Justice	OF	Fr.
22	Mark Podlas	OF	Fr.
23	Danny Hultzen	P/1B/OF	Jr.
25	Will Roberts	RHP	Jr.
27	Tyler Biddix	INF/OF	Sr.
28	Chad O'Connor	RHP	So.
29	Scott Silverstein	LHP	Jr.
30	Rob Amaro	INF/C	So.
31	Justin Thompson	RHP	Jr.
32	Cody Winiarski	RHP	Sr.
34	Artie Lewicki	RHP	Fr.
35	Kenny Swab	C/1B/OF	Sr.
39	Austin Young	RHP	Fr.
43	Ryan Levine	C/1B	So.
45	Aaron Stull	LHP	So.
47	Whit Mayberry	RHP	So.

Head Coach: Brian O'Connor
Associate Head Coach: Kevin McMullan
Assistant Coach: Karl Kuhn
Assistant Coach: Eddie Smith

2014 COLLEGE WORLD SERIES

TD AMERITRADE PARK OMAHA; OMAHA, NEB.
CWS FINALS • NATIONAL RUNNER-UP

Virginia's memorable 2014 season included 53 wins and the program's first trip to the College World Series Finals, but the Cavaliers fell just short of their first national championship in a fantastic three-game CWS Finals series with Vanderbilt.

The No. 3 seed in the NCAA Tournament, the Cavaliers lost just one game in the tournament prior to the CWS Finals.

NCAA REGIONALS

Virginia swept through its home regional at Davenport Field with three decisive wins as UVA surrendered only three runs. After the Cavaliers rolled past Bucknell, 10-1, in the opener, Nathan Kirby and Nick Howard combined on a 2-hit shutout of Arkansas, 3-0, before the Cavaliers blew out the Razorbacks in the championship game, 9-2.

Kirby was named the regional's Most Outstanding Player, five teammates joined him on the all-regional team.

NCAA SUPER REGIONALS

After dropping the first game, 5-4, to Maryland in the Charlottesville Super Regional, Virginia bounced back with a vengeance to claim the final two games to punch its ticket to Omaha.

Maryland starter Jake Stinnett and the Terapins' pitching staff held UVA in check in the opener, but the Cavaliers exploded for seven runs and 17 hits to take Game 2, 7-3.

Virginia continued the offensive fireworks in Game 3, jumping out to a 6-0 lead through three innings while Josh Sborz was masterful on the mound, throwing seven shutout innings. UVA cruised to an 11-2 win to advance.

COLLEGE WORLD SERIES

JUNE 15 • VIRGINIA 2, OLE MISS 1

Mike Papi hit a walk-off double in the ninth inning to score pinch runner Thomas Woodruff as Virginia opened the CWS with a 2-1 win over Ole Miss.

Nathan Kirby (7 IP) and Artie Lewicki (2 IP) combined on a one-hitter – the first one-hitter at the CWS since 1983.

JUNE 17 • VIRGINIA 3, TCU 2 (15)

Virginia advanced to the bracket championship by outlasting TCU 3-2 in 15 innings. The 15-inning contest tied the CWS record for the longest game by innings; it lasted four hours, 51 minutes (fourth longest by time).

After Nate Irving doubled to lead off the bottom of the 15th, Daniel Pinero hit a sac fly with one out to score Woodruff, the pinch runner.

UVA's pitching again was sensational, as Waddell (7 IP), Howard (4 IP), Whit Mayberry (2 IP) and Lewicki (2 IP) scattered nine hits and did not allow a run over the final 13 frames.

JUNE 20-21 • VIRGINIA 4, OLE MISS 1

Virginia advanced to the CWS Finals following a rain-delayed game that spanned two days. The game was suspended after a delay of one hour, 33 minutes on Friday night.



Sborz started the game on Friday night and returned to the mound on Saturday, working five total innings, allowing one unearned run and scattering four hits.

UVA scored three runs in the fourth inning. Howard broke the ACC single-season saves record, pitching a scoreless ninth inning to earn his 20th save.

JUNE 23 • VANDERBILT 9, VIRGINIA 8

Vanderbilt held off a Virginia rally to take Game 1, 9-8. The Commodores scored all nine runs during the third inning, building a 9-2 lead.

Virginia finished the game with 15 hits, while Vanderbilt had six. Brandon Cogswell and Pinero each had three hits, while Brandon Downes was 2-for-4, including a triple.

UVA starter Nathan Kirby was uncharacteristically wild in the third, issuing five walks as Vandy sent 13 batters to the plate. He worked 2 1/3 innings and allowed eight runs (five earned).

UVA's bullpen off Whit Mayberry (3 1/3 IP) and Austin Young (3 IP) held Vandy to one run.

JUNE 24 • VIRGINIA 7, VANDERBILT 2

Behind a complete-game effort from Brandon Waddell, Virginia bounced back with a decisive 7-2 win in Game 2.

In the first nine-inning complete game of his career, Waddell allowed two runs (one earned) on five hits, walking three and striking out five.

UVA piled up 13 hits, as Kenny Towns and Joe McCarthy each went 3-for-5 and the Cavaliers rocked Vandy first-round draft pick Tyler Beede.

JUNE 25 • VANDERBILT 3, VIRGINIA 2

Vanderbilt's John Norwood hit a solo home run in the eighth inning off Howard to break a 2-2 deadlock as the Commodores won the national championship.

Virginia loaded the bases with one out in the bottom of the eighth inning, but failed to score the tying run.

After relieving Sborz in the second inning, Lewicki worked six innings and allowed only one unearned run.

UVA trailed 2-0 before scoring twice in the sixth on a Pinero RBI single and a Vandy error.

CWS NOTES

- Five Cavaliers were named to the All-College World Series Team: Lewicki, Cogswell, Downes, Irving and Waddell.
- In four CWS appearances, Lewicki pitched 13 innings without allowing an earned run.
- Cogswell went 9-for-23 (.391) in the CWS.
- Over 134,000 fans flocked to see UVA's six games in Omaha.

ROSTER

2	John La Prise	INF	So.
3	Tyler Allen	OF	Fr.
5	Tony Butler	INF	Fr.
6	Cameron Tekker	RHP	So.
7	Brandon Cogswell	INF	Jr.
8	Robbie Coman	C	So.
9	Kenny Towns	INF	Jr.
10	Brandon Downes	OF/C	Jr.
13	Alec Bettinger	RHP	Fr.
17	Jack Roberts	RHP	Fr.
18	Nate Irving	C	Jr.
19	Nathan Kirby	LHP	So.
20	Brandon Waddell	LHP	So.
21	Matt Thaiss	C	Fr.
22	Daniel Pinero	INF	Fr.
23	Derek Fisher	OF	Jr.
25	Adam Bleday	LHP	Fr.
27	Josh Sborz	RHP	So.
28	Kevin Doherty	LHP	So.
30	Connor Jones	RHP	Fr.
31	Joe McCarthy	OF/1B	So.
33	Nick Howard	INF/RHP	Jr.
34	Artie Lewicki	RHP	Sr.
35	David Rosenberger	LHP	So.
37	Thomas Woodruff	INF	Jr.
38	Mike Papi	OF	Jr.
39	Austin Young	RHP	Sr.
42	Brett Lisle	LHP	R-So.
43	Ben Carraway	RHP	Fr.
47	Whit Mayberry	RHP	R-Sr.

Head Coach: Brian O'Connor

Associate Head Coach: Kevin McMullan

Assistant Coach: Karl Kuhn

Assistant Coach: Matt Kirby

Student Assistant: Tyler Cannon

NCAA TOURNAMENT HISTORY

Year	National Seed	Regional Site (Record)	Super Regional (Record)	CWS (Record)	CWS Finish	Head Coach
1972	-	Gastonia, N.C. (2-2)	-	-	-	Jim West
1985	-	Coral Gables, Fla. (1-2)	-	-	-	Dennis Womack
1996	-	Tuscaloosa, Ala. (3-2)	-	-	-	Dennis Womack
2004	-	Charlottesville (2-2)	-	-	-	Brian O'Connor
2005	-	Corvallis, Ore. (0-2)	-	-	-	Brian O'Connor
2006	-	Charlottesville (1-2)	-	-	-	Brian O'Connor
2007	-	Charlottesville (2-2)	-	-	-	Brian O'Connor
2008	-	Fullerton, Calif. (1-2)	-	-	-	Brian O'Connor
2009	-	Irvine, Calif. (3-0)	at Ole Miss (2-1)	1-2	T5th	Brian O'Connor
2010	5	Charlottesville (3-1)	Oklahoma (1-2)	-	-	Brian O'Connor
2011	1	Charlottesville (3-0)	UC Irvine (2-1)	2-2	T3rd	Brian O'Connor
2012	-	Charlottesville (1-2)	-	-	-	Brian O'Connor
2013	6	Charlottesville (3-0)	Mississippi State (0-2)	-	-	Brian O'Connor
2014	3	Charlottesville (3-0)	Maryland (2-1)	4-2	Runner-Up	Brian O'Connor
2015	-	Lake Elsinore, Calif. (3-0)	Maryland (2-0)	5-2	CHAMPION	Brian O'Connor
Totals		15 appearances (31-19)	6 appearances (9-7)	4 appearances (12-8)		

Home: 25-13; Road: 4-4; Neutral: 23-15

1972 (2-2)

NCAA District III Playoffs

Sims Legion Park • Gastonia, N.C.

June 1	Richmond	W, 18-2
June 2	Ole Miss	W, 9-3
June 2	South Alabama	L, 1-6
June 2	Ole Miss	L, 0-9

1985 (1-2)

NCAA Atlantic Regional

Mark Light Stadium • Coral Gables, Fla.

May 24	Florida	W, 14-1
May 25	Miami (Fla.)	L, 6-22
May 26	Florida	L, 2-15

1996 (3-2)

NCAA South I Regional

Sewell Thomas Stadium • Tuscaloosa, Ala.

May 23	Notre Dame	L, 1-12
May 24	Princeton	W, 12-2
May 25	Notre Dame	W, 7-1
May 25	Stetson	W, 5-4
May 26	Alabama	L, 8-18

2004 (2-2)

NCAA Charlottesville Regional

Davenport Field • Charlottesville, Va.

June 5	Princeton	L, 2-4
June 5	George Mason	W, 7-2
June 6	Princeton	W, 9-0
June 6	Vanderbilt	L, 3-7

2005 (0-2)

NCAA Corvallis Regional

Goss Stadium • Corvallis, Ore.

June 3	St. John's	L, 3-5
June 4	Ohio State	L, 1-2

2006 (1-2)

NCAA Charlottesville Regional

Davenport Field • Charlottesville, Va.

June 2	Lehigh	W, 11-5
June 3	South Carolina	L, 2-8
June 4	Evansville	L, 4-15

2007 (2-2)

NCAA Charlottesville Regional

Davenport Field • Charlottesville, Va.

June 1	Lafayette	W, 5-1
June 2	Oregon State	W, 7-4 (13)
June 4	Oregon State	L, 3-5
June 5	Oregon State	L, 3-7

2008 (1-2)

NCAA Fullerton Regional

Goodwin Field • Fullerton, Calif.

May 30	UCLA	L, 2-3
May 31	Rider	W, 8-2
June 1	Cal State Fullerton	L, 1-4

2009 (6-3)

NCAA Irvine Regional

Anteater Ballpark • Irvine, Calif.

May 29	San Diego State	W, 5-1
May 30	No. 6 UC Irvine	W, 5-0
May 31	No. 6 UC Irvine	W, 5-1

NCAA Oxford Super Regional

Oxford-University Stadium/

Swayze Field • Oxford, Miss.

June 5	Ole Miss	L, 3-4 (12)
June 6	Ole Miss	W, 4-3
June 7	Ole Miss	W, 5-1

NCAA College World Series

Rosenblatt Stadium • Omaha, Neb.

June 13	No. 1 LSU	L, 5-9
June 15	No. 2 Cal State Fullerton	W, 7-5
June 17	Arkansas	L, 3-4 (12)

2010 (4-3) • No. 5 National Seed

NCAA Charlottesville Regional

Davenport Field • Charlottesville, Va.

June 4	VCU	W, 15-4
June 5	Ole Miss	W, 13-7
June 6	St. John's	L, 5-6
June 7	St. John's	W, 5-3

NCAA Charlottesville Super Regional

Davenport Field • Charlottesville, Va.

June 12	Oklahoma	W, 3-2
June 13	Oklahoma	L, 7-10
June 14	Oklahoma	L, 0-11

2011 (7-3) • No. 1 National Seed

NCAA Charlottesville Regional

Davenport Field • Charlottesville, Va.

June 3	Navy	W, 6-0
June 4	St. John's	W, 10-2
June 5	East Carolina	W, 13-1

NCAA Charlottesville Super Regional

Davenport Field • Charlottesville, Va.

June 11	UC Irvine	W, 6-0
June 12	UC Irvine	L, 4-6
June 13	UC Irvine	W, 3-2

NCAA College World Series

TD Ameritrade Park Omaha • Omaha, Neb.

June 19	California	W, 6-1
June 21	No. 4 South Carolina	L, 1-7
June 23	California	W, 8-1
June 24	No. 4 South Carolina	L, 2-3 (13)

2012 (1-2)

NCAA Charlottesville Regional

Davenport Field • Charlottesville, Va.

June 2	Army	W, 9-1
June 3	Appalachian State	L, 5-6
June 3	Oklahoma	L, 4-5

2013 (3-2) • No. 6 National Seed

NCAA Charlottesville Regional

Davenport Field • Charlottesville, Va.

May 31	Army	W, 2-1
June 1	Elon	W, 2-0
June 2	Elon	W, 11-3

NCAA Charlottesville Super Regional

Davenport Field • Charlottesville, Va.

June 8	Mississippi State	L, 6-11
June 9	Mississippi State	L, 5-6

2014 (9-3) • No. 3 National Seed

NCAA Charlottesville Regional

Davenport Field • Charlottesville, Va.

May 30	Bucknell	W, 10-1
May 31	Arkansas	W, 3-0
June 1	Arkansas	W, 9-2

NCAA Charlottesville Super Regional

June 7	Maryland	L, 4-5
June 8	Maryland	W, 7-3
June 9	Maryland	W, 11-2

NCAA College World Series

TD Ameritrade Park Omaha • Omaha, Neb.

National Runners-Up

June 15	Ole Miss	W, 2-1
June 17	No. 7 TCU	W, 3-2 (15)
J. 20-21	Ole Miss	W, 4-1
June 23	Vanderbilt*	L, 8-9
June 24	Vanderbilt*	W, 7-2
June 25	Vanderbilt*	L, 2-3

2015 (10-2) • NCAA CHAMPIONS

NCAA Lake Elsinore Regional

Lake Elsinore Diamond • Lake Elsinore, Calif.

May 29	Southern California	W, 6-1
May 30	San Diego State	W, 3-1
May 31	Southern California	W, 14-10 (11)

NCAA Charlottesville Super Regional

Davenport Field • Charlottesville, Va.

June 5	Maryland	W, 5-3
June 6	Maryland	W, 5-4

NCAA College World Series

TD Ameritrade Park Omaha • Omaha, Neb.

June 13	Arkansas	W, 5-3
June 15	No. 4 Florida	W, 1-0
June 19	No. 4 Florida	L, 5-10
June 20	No. 4 Florida	W, 5-4
June 22	Vanderbilt*	L, 1-5
June 23	Vanderbilt*	W, 3-0
June 24	Vanderbilt*	W, 4-2

*denotes CWS Finals

NCAA TOURNAMENT HISTORY

CAREER POSTSEASON RECORDS

BATTING/BASE RUNNING

Batting Avg.*	.467	Stephen Bruno (7-15), 2010, '12
Games	32	Kenny Towns, 2012-15
Starts	30	Kenny Towns, 2012-15
At Bats	123	Kenny Towns, 2012-15
Runs	22	Joe McCarthy, 2013-15
Hits	37	Kenny Towns, 2012-15
Doubles	9	Kenny Towns, 2012-15
Triples	2	Brandon Downes (2012-14) and Kenny Towns (2012-15)
Home Runs	3	John Hicks (2009-11)
RBI	28	Kenny Towns (2012-15)
Total Bases	50	Kenny Towns (2012-15)
Walks	21	Joe McCarthy (2013-15)
Int. BB	2	4 players, last by Joe McCarthy (2013-15)
HBP	6	Joe McCarthy (2013-15)
Strikeouts	18	Derek Fisher (2012-14)
Sac Flies	4	Jeremy Farrell (2006-08)
Sac Bunts	11	Keith Werman (2009-12)
Stolen Bases	4	Tim Henry (2004-05), Jarrett Parker (2009-10) & Daniel Pinero (2014-15)
SB Att.	5	John Hicks (2009-11) and Daniel Pinero (2014-15)

* minimum 15 AB

PITCHING

ERA*	0.51	Josh Sborz (35 IP, 2013-15)
Opp. BA*	.143	Nick Howard (13 IP, 2012-14)
K/9 IP*	13.91	Craig Zaikov (11 IP, 1996)
Wins	6	Brandon Waddell and Josh Sborz (2013-15)
Losses	3	Nathan Kirby (2013-15)
Saves	3	Josh Sborz (2013-15)
Apps.	14	Josh Sborz (2013-15)
Starts	11	Brandon Waddell (2013-15)
CG	1	Seven times
Innings	73.0	Brandon Waddell (2013-15)
Hits	60	Brandon Waddell (2013-15)
Runs	25	Brandon Waddell (2013-15)
ER	19	Brandon Waddell (2013-15)
Walks	19	Brandon Waddell (2013-15)
Strikeouts	45	Brandon Waddell (2013-15)

* minimum 10 IP

FIELDING

Putouts	146	Mike Papi (2013-14)
Assists	76	Daniel Pinero (2014-15)
Errors	7	Kenny Towns (2012-15)
DP	14	Daniel Pinero (2014-15)



Kenny Towns

TEAM SINGLE-GAME POSTSEASON RECORDS

BATTING/BASE RUNNING

AB	50	TCU (CWS), 6/17/14
Runs	15	VCU (R), 6/4/10
Runs (Inn.)	9	Florida (R), 5/24/85 (4th inn)
Hits	18	Princeton (R), 5/24/96
RBI	15	VCU (R), 6/4/10
Doubles	5	2x, last vs. Elon (R), 6/2/13
Triples	1	Several times
HR	3	at Alabama (R), 5/26/96
Tot Bases	28	VCU (R), 6/4/10
BB	14	Southern California (R), 5/31/15
Int. BB	2	2x, last vs. S. Car. (CWS), 6/24/11
HBP	5	Army (R), 6/1/12
Strikeouts	17	Arkansas (CWS), 6/17/09
Sac Flies	2	6x, last vs. Florida (CWS), 6/20/15
Sac Bunts	4	Bucknell (R), 5/30/14
SB	5	2x, last vs. Arkansas (CWS), 6/13/15
SB Att.	8	Arkansas (CWS), 6/13/15
LOB	15	South Carolina (CWS), 6/24/11

PITCHING

Innings	15.0	TCU (CWS), 6/17/14
Hits	24	at Alabama (R), 5/26/96
Runs	18	at Alabama (R), 5/26/96
Runs (Inn)	9	Vanderbilt (CWS), 6/23/14
ER	18	at Alabama (R), 5/26/96
Walks	7	Vanderbilt (CWS), 6/23/14
Strikeouts	18	South Carolina (CWS), 6/24/11
HR Against	4	Oklahoma (SR), 6/14/10

FIELDING

Putouts	45	TCU (CWS), 6/17/14
Assists	17	TCU (CWS), 6/17/14
Errors	4	2x, last vs. Miss. St. (SR), 6/8/13
DP	3	3x, last vs. Arkansas (CWS), 6/13/15
SB Against	4	Oklahoma (SR), 6/3/12

RESULTS BY OPPONENT

Opponent	Total	Reg.	SR	CWS
Alabama	0-1	0-1	0-0	0-0
Appalachian State	0-1	0-1	0-0	0-0
Arkansas	3-1	2-0	0-0	1-1
Army	2-0	2-0	0-0	0-0
Bucknell	1-0	1-0	0-0	0-0
California	2-0	0-0	0-0	2-0
Cal State Fullerton	1-1	0-1	0-0	1-0
East Carolina	1-0	1-0	0-0	0-0
Elon	2-0	2-0	0-0	0-0
Evansville	0-1	0-1	0-0	0-0
Florida	3-2	1-1	0-0	2-1
George Mason	1-0	1-0	0-0	0-0
Lafayette	1-0	1-0	0-0	0-0
Lehigh	1-0	1-0	0-0	0-0
LSU	0-1	0-0	0-0	0-1
Maryland	4-1	0-0	4-1	0-0
Miami (Fla.)	0-1	0-1	0-0	0-0
Mississippi	6-2	2-1	2-1	2-0
Mississippi State	0-2	0-0	0-2	0-0
Navy	1-0	1-0	0-0	0-0
Notre Dame	1-1	1-1	0-0	0-0
Ohio State	0-1	0-1	0-0	0-0
Oklahoma	1-3	0-1	1-2	0-0
Oregon State	1-2	1-2	0-0	0-0
Princeton	2-1	2-1	0-0	0-0
Richmond	1-0	1-0	0-0	0-0
Rider	1-0	1-0	0-0	0-0
San Diego State	2-0	2-0	0-0	0-0
South Alabama	0-1	0-1	0-0	0-0
South Carolina	0-3	0-1	0-0	0-2
Southern California	2-0	2-0	0-0	0-0
St. John's	2-2	2-2	0-0	0-0
Stetson	1-0	1-0	0-0	0-0
TCU	1-0	0-0	0-0	1-0
UC Irvine	4-1	2-0	2-1	0-0
UCLA	0-1	0-1	0-0	0-0
Vanderbilt	3-4	0-1	0-0	3-3
VCU	1-0	1-0	0-0	0-0
Totals	52-34	31-19	9-7	12-8

INDIVIDUAL SINGLE-GAME POSTSEASON RECORDS

BATTING/BASE RUNNING

At Bats	7	Chris Taylor, vs. South Carolina (CWS), 6/24/11
Runs	4	John Hicks vs. VCU (R), 6/4/10
Hits	4	5x, last by John Barr vs. Ole Miss (R), 6/5/10
RBI	4	5x, last by Kenny Towns vs. Maryland (SR), 6/9/14
Doubles	2	2x, last by Brandon Cogswell vs. TCU (CWS), 6/17/14
Triples	1	Several times
Home Runs	1	Several times
Total Bases	8	John Hicks vs. VCU (R), 6/4/10
Walks	4	Matt Thaiss vs. Southern California (R), 5/31/15
Int. BB	2	Tyler Cannon vs. Arkansas (CWS), 6/17/09
Hit By Pitch	2	3x, last by Joe McCarthy vs. Bucknell (R), 5/30/14
Strikeouts	4	2x, last by Brandon Downes vs. Oklahoma (SR), 6/3/12
Sac Flies	1	Several times
Sac Bunts	2	5x, last by Nate Irving vs. Bucknell (R), 5/30/14
Stolen Bases	3	Daniel Pinero vs. Arkansas (CWS), 6/13/15
SB Att.	3	Daniel Pinero vs. Arkansas (CWS), 6/13/15

PITCHING

Innings	9.0	8x, last by Brandon Waddell vs. Vanderbilt (CWS), 6/24/14
Inns (Relief)	7.1	Craig Zaikov vs. Stetson (R), 5/25/96
Hits	10	2x, last by Brandon Waddell vs. Maryland (SR), 6/6/15
Runs	8	2x, last by Nathan Kirby vs. Vanderbilt (CWS), 6/23/14
Earned Runs	6	6x, last by Artie Lewicki vs. Appalachian State (R), 6/13/12
Walks	5	3x, last by Connor Jones vs. Maryland (SR), 6/5/15
Strikeouts	12	Tim Burcham vs. Florida (R), 5/24/85
Home Runs	2	5x, last by Brandon Waddell vs. Florida (CWS), 6/20/15

FIELDING

Putouts	18	John Hicks vs. South Carolina (CWS), 6/24/11
Assists	6	3x, last by Daniel Pinero vs. Florida (CWS), 6/15/15
Errors	2	5x, last by Daniel Pinero vs. TCU (CWS), 6/17/14
Passed Balls	2	Justin Counts vs. Alabama (R), 5/26/96

YEAR-BY-YEAR RECORDS

Year	Overall Record	ACC Record	Head Coach
1889	7-0	-	Unknown
1890	4-8	-	Unknown
1891	16-5	-	Unknown
1892	9-8-1	-	Unknown
1893	10-5-1	-	Unknown
1894	10-6	-	Unknown
1895	10-7	-	Unknown
1896	7-10	-	Unknown
1897	8-5	-	Unknown
1898	15-8	-	Unknown
1899	13-6	-	Unknown
1900	9-6	-	Unknown
1901	12-8	-	Unknown
1902	13-7-1	-	Unknown
1903	15-6-1	-	Unknown
1904	16-9	-	Unknown
1905	17-7	-	Unknown
1906	18-10	-	Unknown
1907	16-6-1	-	Unknown
1908	12-11-1	-	Unknown
1909	19-7-1	-	Unknown
1910	7-14-1	-	Charles Ringler
1911	11-9	-	Charles Ringler
1912	14-9-1	-	Charles Ringler
1913	12-8	-	Jack Ryan
1914	10-7	-	Jack Ryan
1915	14-6	-	Jack Ryan
1916	16-8-1	-	Jack Ryan
1917	2-2	-	James L. White
1918	7-4	-	H.H. Lannigan
1919	8-8-1	-	E.W. Smith
1920	11-7-1	-	James L. White
1921	7-15	-	W. Rice Warren
1922	8-14	-	Jack Ryan
1923	11-12-1	-	Earle Neale
1924	15-10	-	Earle Neale
1925	13-10-1	-	Earle Neale
1926	11-10	-	Earle Neale
1927	13-7	-	Earle Neale
1928	9-11	-	Earle Neale
1929	8-13	-	Earle Neale
1930	2-12	-	Roy Randall
1931	1-16	-	Gus Tebell
1932	12-4	-	Gus Tebell

Year	Overall Record	ACC Record	Head Coach
1933	8-5	-	Gus Tebell
1934	10-7	-	Gus Tebell
1935	13-8-1	-	Gus Tebell
1936	11-8	-	Gus Tebell
1937	8-8-1	-	Gus Tebell
1938	13-12	-	Gus Tebell
1939	14-6	-	Gus Tebell
1940	18-4	-	Gus Tebell
1941	11-8	-	Gus Tebell
1942	7-10-1	-	Gus Tebell
1943	6-4	-	Gus Tebell
1944	6-5-1	-	A.A. Corcoran
1945	10-4	-	Gus Tebell
1946	11-7-1	-	Gus Tebell
1947	20-6	-	Gus Tebell
1948	14-5	-	Gus Tebell
1949	11-6-4	-	Gus Tebell
1950	17-6	-	Gus Tebell
1951	17-5	-	Gus Tebell
1952	9-12	-	Gus Tebell
1953	12-8	-	Gus Tebell
1954	7-13-1	-	Gus Tebell
1955	6-16	0-12, 8th	Gus Tebell
1956	10-13	6-7, 5th	Evan "Bus" Male
1957	12-12	6-8, 5th	Evan "Bus" Male
1958	5-15	4-9, 6th	Evan "Bus" Male
1959	10-9	6-8, 5th	Evan "Bus" Male
1960	3-15-2	3-11-1, 7th	Ted Davenport
1961	7-11	4-9, 7th	Ted Davenport
1962	11-12	9-6, 2nd	James West
1963	9-13	6-7, 5th	James West
1964	10-9	6-8, 4th	James West
1965	10-13-1	6-8, 5th	James West
1966	6-19	3-11, 8th	James West
1967	12-10	5-8, 6th	James West
1968	9-21	5-13, 7th	James West
1969	19-14	9-11, 5th	James West
1970	18-14-1	10-10, 4th	James West
1971	20-9	7-7, 4th	James West
1972*	18-15	9-4, 1st	James West
1973	16-12-2	8-5-2, 3rd	James West
1974	21-17	6-6, 4th	James West
1975	14-12	4-7, 4th	James West
1976	17-22	5-9, 6th	James West

Year	Overall Record	ACC Record	Head Coach
1977	11-22-1	1-8-1, 7th	James West
1978	18-14	4-8, 6th	James West
1979	21-15	5-8, 5th	James West
1980	21-13-1	6-6, 5th	James West
1981	28-20	8-5, 4th	Dennis Womack
1982	22-27	5-7, 6th	Dennis Womack
1983	12-25	4-6, 6th	Dennis Womack
1984	25-17	4-10, 6th	Dennis Womack
1985*	38-16	9-4, 1st	Dennis Womack
1986	27-22	6-7, 5th	Dennis Womack
1987	18-30	5-12, 5th	Dennis Womack
1988	32-19-1	11-10, 4th	Dennis Womack
1989	25-24-1	7-11, 6th	Dennis Womack
1990	21-32-1	7-11, 6th	Dennis Womack
1991	28-27-2	10-11, 6th	Dennis Womack
1992	21-30	3-19, 9th	Dennis Womack
1993	21-30	7-15, 8th	Dennis Womack
1994	20-34	2-22, 9th	Dennis Womack
1995	26-29	8-15, 7th	Dennis Womack
1996*	44-21	11-13, 5th	Dennis Womack
1997	32-22	10-13, 5th	Dennis Womack
1998	28-26-1	5-18, 8th	Dennis Womack
1999	21-35	8-15, 7th	Dennis Womack
2000	26-31-1	10-14, T6th	Dennis Womack
2001	25-31	9-15, T6th	Dennis Womack
2002	25-32	8-16, 6th	Dennis Womack
2003	29-25	11-12, 6th	Dennis Womack
2004*	44-15	18-6, 2nd	Brian O'Connor
2005*	41-20	14-14, 7th	Brian O'Connor
2006*	47-15	21-9, 3rd^	Brian O'Connor
2007*	45-16	19-9, 2nd^	Brian O'Connor
2008*	39-23	15-15, 4th^	Brian O'Connor
2009*	49-15-1	16-11-1, 4th^	Brian O'Connor
2010*	51-14	23-7, 1st^	Brian O'Connor
2011*	56-12	22-8, 1st^	Brian O'Connor
2012*	39-19-1	18-12, 2nd^	Brian O'Connor
2013*	50-12	22-8, 2nd^	Brian O'Connor
2014*	53-16	22-8, 2nd^	Brian O'Connor
2015*	44-24	15-15, 2nd^	Brian O'Connor

Overall - 2216-1692-41 (.566)

ACC - 536-617-5 (.465)

*NCAA Tournament qualifier

^Coastal Division

VIRGINIA COACHING HISTORY

Coach	Years	Overall	Pct.	ACC	Pct.	ACC Tourn.	Pct.	NCAA Tourn.	Pct.
Unknown (1889-1909)	21	256-145-7	.636	-	-	-	-	-	-
Charles Rigler (1910-12)	3	32-32-2	.500	-	-	-	-	-	-
Jack Ryan (1913-1916, 1922)	4	60-43-1	.582	-	-	-	-	-	-
James L. White (1917, 1920)	2	13-9-1	.587	-	-	-	-	-	-
H.H. Lannigan (1918)	1	7-4-0	.636	-	-	-	-	-	-
E.W. Smith (1919)	1	8-8-1	.500	-	-	-	-	-	-
W. Rice Warren (1921)	1	7-15-0	.318	-	-	-	-	-	-
Earle Neale (1923-29)	7	80-73-2	.523	-	-	-	-	-	-
Roy Randall (1930)	1	2-12-0	.143	-	-	-	-	-	-
Gus Tebell (1931-43, 1945-55)	24	266-188-9	.584	0-12-0	.000	-	-	-	-
A.A. Corcoran (1944)	1	6-5-1	.542	-	-	-	-	-	-
Evan "Bus" Male (1956-59)	4	37-49-0	.430	22-32-0	.407	-	-	-	-
Ted Davenport (1960-61)	2	10-26-2	.289	7-20-1	.260	-	-	-	-
James West (1962-80)	19	281-276-6	.504	114-150-3	.433	6-10	.375	2-2	.500
Dennis Womack (1981-2003)	23	594-605-7	.495	168-281-0	.374	25-44	.362	4-4	.500
Brian O'Connor (2004-present)	12	558-201-2	.735	225-122-1	.648	24-17	.585	46-28	.622

FORMER CAVALIERS IN MAJOR LEAGUE BASEBALL

DAVID ADAMS, INF

2013New York Yankees

MIKE BALLARD, P

2011Baltimore Orioles

BRIAN BUCHANAN, OF

2000-02 Minnesota Twins
2002-04 San Diego Padres
2005New York Mets

NICK CARTER, P

1908 Philadelphia Athletics

KYLE CROCKETT, LHP

2014-present Cleveland Indians

MIKE CUBBAGE, 3B

1974-76 Texas Rangers
1976-80 Minnesota Twins
1981New York Mets

WALTER 'DOC' CURLEY, 2B

1899Chicago Orphans

JACK DALTON, OF

1910-14 Brooklyn Superbas
1915 Buffalo Blues
1916Detroit Tigers

PAT DANEKER, P

1999 Chicago White Sox

BILL DIETRICK, SS/OF

1927-28Philadelphia Phillies

SEAN DOOLITTLE, LHP

2012-present Oakland Athletics
****2014 American League All-Star****

CHARLIE FERGUSON, P

1884-87 Philadelphia Quakers

PHIL GOSSELIN, INF

2013-15..... Atlanta Braves
2015-present ..Arizona Diamondbacks

SETH GREISINGER, RHP

1998, 2000, 2002 Detroit Tigers
2004 Minnesota Twins
2005 Atlanta Braves

BRANDON GUYER, OF

2011-present Tampa Bay Rays

BILL HARMAN, P/C

1941 Philadelphia Phillies

JOE HICKS, OF

1959-60 Chicago White Sox
1961-62 Washington Senators
1963New York Mets

JOHN HICKS, C

2015 Seattle Mariners
2016-present Minnesota Twins

HOWARD 'MUL' HOLLAND, P

1926 Cincinnati Reds
1927 New York Giants
1929St. Louis Cardinals

RICKY HORTON, P

1984-87St. Louis Cardinals
1988 Chicago White Sox
1988-89 Los Angeles Dodgers
1989-90St. Louis Cardinals

DOUG JOHNS, P

1995-96 Oakland Athletics
1998-99 Baltimore Orioles

JOE KOSHANSKY, 1B

2007-08..... Colorado Rockies

JAVIER LOPEZ, LHP

2003-05..... Colorado Rockies
2005..... Arizona Diamondbacks
2006-09 Boston Red Sox
2010..... Pittsburgh Pirates
2010-present..... San Francisco Giants

BOB MALLOY, P

1987 Texas Rangers
1990 Montreal Expos

DOUG NEFF, IF

1914-15..... Washington Senators

JARRETT PARKER, OF

2014-present..... San Francisco Giants

MARK REYNOLDS, INF/DH

2007-2010..... Arizona Diamondbacks
2011-12..... Baltimore Orioles
2013 N.Y. Yankees/Cleveland Indians
2014 Milwaukee Brewers
2015 St. Louis Cardinals
2016-present Colorado Rockies

EPPA RIXEY, P

1912-20..... Philadelphia Phillies
1921-33 Cincinnati Reds
****MLB Hall of Fame****

ACTIVE MAJOR LEAGUERS


A program-record 11 former Cavaliers played in Major League Baseball in 2015.



KYLE CROCKETT
Cleveland Indians



SEAN DOOLITTLE
Oakland Athletics



PHIL GOSSELIN
Arizona D-backs



BRANDON GUYER
Tampa Bay Rays



JOHN HICKS
Seattle Mariners



JAVIER LOPEZ
San Francisco Giants



JARRETT PARKER
San Francisco Giants



MARK REYNOLDS
St. Louis Cardinals



CHRIS TAYLOR
Seattle Mariners




TYLER WILSON
Baltimore Orioles



RYAN ZIMMERMAN
Washington Nationals

FORMER CAVALIERS IN MAJOR LEAGUE BASEBALL



Former Cavalier Eppa Rixey is the only ACC player in the Baseball Hall of Fame.

RECENT HIGHLIGHTS

- A program-record 11 Virginia Baseball alumni played in Major League Baseball in 2015.
- Tyler Wilson (Baltimore) and John Hicks (Seattle) made their MLB debuts in 2015.
- Javier Lopez won his fourth World Series ring in 2014 with the San Francisco Giants. He also won championships in 2007 (Red Sox) and 2010 and 2012 (Giants).
- A 2009 National League All-Star, Ryan Zimmerman won the 2009 NL Gold Glove Award at third base and also earned the 2009 and 2010 Silver Slugger Award at third base for the NL.
- After a meteoric rise through the minors, Doolittle made his Major League debut on June 5, 2012, out of the bullpen for the Oakland Athletics. The left-hander pitched just 26 professional innings before earning his first big-league call-up.
- Doolittle was a 2014 American League All-Star.
- Now a member of the Colorado Rockies, Mark Reynolds has hit 237 home runs in his nine-year MLB career (1,258 career games).
- Brandon Guyer swatted a home run in his first MLB at bat with the Tampa Bay Rays in 2011, becoming just the 109th player in MLB player to homer in his first trip to the plate.
- Danny Hultzen was selected second overall by the Seattle Mariners in the 2011 MLB Draft, marking UVA's highest draft selection ever.
- 119 Virginia players (121 selections), including 66 over the last 12 years, have been selected since the inception of the draft in 1966.

MEL ROACH, INF

1953-61.....Milwaukee Braves
1961.....Chicago Cubs
1962.....Pittsburgh Pirates

ORLIN 'BUCK' ROGERS, P

1935.....Washington Senators

MICHAEL SCHWIMMER, RHP

2011-12.....Philadelphia Phillies

ANDY SOMMERVILLE, P

1894.....Brooklyn Grooms

HENRY LEE SPRATT, SS

1911-12.....Boston Braves

CHRIS TAYLOR, INF

2014-present.....Seattle Mariners

DAVE WILLIS, 1B

1899.....Louisville Colonels

TYLER WILSON, P

2015-present.....Baltimore Orioles

RYAN ZIMMERMAN, 3B/OF

2005-present... Washington Nationals
2009 National League All-Star
2009, '10 NL Silver Slugger Award
2009 NL Gold Glove Award (3B)

NOTE: current teams as of Feb. 1, 2016

FORMER CAVALIERS IN PROFESSIONAL BASEBALL

(as of conclusion of 2015 season)

MAJOR LEAGUE BASEBALL (10)

Name	Years at UVA	MLB Team
Kyle Crockett	2011-13	Cleveland Indians (AL)
Sean Doolittle	2005-07	Oakland Athletics (AL)
Phil Gosselin	2008-10	Arizona Diamondbacks (NL)
Brandon Guyer	2005-07	Tampa Bay Rays (AL)
John Hicks	2009-11	Seattle Mariners (AL)
Javier Lopez	1996-98	San Francisco Giants (NL)
Jarrett Parker	2008-10	San Francisco Giants (NL)
Mark Reynolds	2001-04	St. Louis Cardinals (NL)
Tyler Wilson	2008-11	Baltimore Orioles (AL)
Ryan Zimmerman	2003-05	Washington Nationals (NL)

MINOR LEAGUE BASEBALL (25)

Name	Years at UVA	MLB Team
David Adams	2006-08	Miami Marlins - Jacksonville Suns (AA)
Stephen Bruno	2010-12	Chicago Cubs - Tennessee Smokies (AA)
Branden Cogswell	2012-14	Oakland Athletics - Stockton Ports (A Advanced)
Brandon Downes	2012-14	Kansas City Royals - Wilmington Blue Rocks (A)
Derek Fisher	2012-14	Houston Astros - Lancaster JetHawks (A Advanced)
Reed Gragnani	2010-13	Boston Red Sox - Portland Sea Dogs (AA)
Shane Halley	2009-12	Colorado Rockies - Asheville Tourists (A)
Nick Howard	2012-14	Cincinnati Reds - Dayton Tortugas (A Advanced)
Danny Hultzen	2009-11	Seattle Mariners - Jackson Generals (AA)
Nate Irving	2012-14	Arizona Diamondbacks - Hillsboro Hops (A)
Nathan Kirby	2013-15	Milwaukee Brewers - Wisconsin Timber Rattlers (A)
Branden Kline	2010-12	Baltimore Orioles - Bowie Baysox (AA)
John La Prise	2013-15	Toronto Blue Jays - GCL Blue Jays (Rookie)
Artie Lewicki	2011-14	Detroit Tigers - West Michigan Whitecaps (A)
Joe McCarthy	2013-15	Tampa Bay Rays - Hudson Valley Renegades (A)
Whit Mayberry	2010-14	Detroit Tigers - Erie SeaWolves (AA)
Robert Morey	2008-10	Miami Marlins - New Orleans Zephyrs (AAA)
Mike Papi	2012-14	Cleveland Indians - Lynchburg Hillcats (A Advanced)
Will Roberts	2009-11	Cleveland Indians - Columbus Clippers (AAA)
Josh Sborz	2013-15	L.A. Dodgers - Rancho Cucamonga Quakes (A Adv.)
Chris Taylor	2010-14	Seattle Mariners - Tacoma Rainiers (AAA)
Kenny Towns	2012-15	Los Angeles Angels - Orem Owlz (Rookie)
Brandon Waddell	2013-15	Pittsburgh Pirates - West Virginia Black Bears (A)
Cody Winiarski	2010-11	Chicago White Sox - Birmingham Barons (AA)
Austin Young	2011-14	Los Angeles Angels - Burlington Bees (A)

UVA IN MAJOR LEAGUE BASEBALL DRAFT

Year	Player	Pos.	Rd.	No.	MLB Organization
1966	Edward Turnbull	LHP	17	336	Baltimore Orioles
1970	Steve Miller	C	3	63	Boston Red Sox
1971	Mike Cubbage	SS/2B	2	25	Washington Senators
1972	Bill Hall	2B	6	121	San Diego Padres
1976	Anthony Zentgraf	3B	17	404	Baltimore Orioles
1978	Columbus Duncan	1B	11	268	Milwaukee Brewers
	Steven Norwood	P	13	320	Milwaukee Brewers
1979	Paul Voigt	RHP	9	219	Minnesota Twins
1980	Rickey Horton	LHP	4	93	St. Louis Cardinals
1982	David Hopkins	RHP	14	355	Texas Rangers
1983	Tony Latham	OF	4	99	Boston Red Sox
	Glenn Harris	1B	21	541	St. Louis Cardinals
	George Priftis	2B	26	644	Seattle Mariners
1985	Tim Burcham	RHP	6	147	California Angels
1986	Bill Narleski	SS	18	461	Baltimore Orioles
	Bob Malloy	RHP	19	475	Texas Rangers
1988	Tom Crowley	2B	38	1004	Philadelphia Phillies
1989	Keith Seiler	LHP	18	465	New York Yankees
	Chris Kughn	OF	25	636	Atlanta Braves
1990	Doug Johns	LHP	16	437	Oakland Athletics
	Keith Seiler	LHP	21	551	New York Yankees
1991	Todd Fiegel	LHP	11	303	New York Mets
	Todd Ruyak	LHP	17	452	Detroit Tigers
1992	Frank Lankford	RHP	18	503	St. Louis Cardinals
	Todd Ruyak	LHP	31	829	Cincinnati Reds
	John Cappelmann	RHP	46	1287	St. Louis Cardinals
	Kevin Stock	LHP	48	1370	Seattle Mariners
1993	Seth Greisinger	RHP	7	195	Cleveland Indians
	Frank Lankford	RHP	17	477	New York Yankees
	Adam Robinson	SS	30	1034	Chicago Cubs
	Deron Dowhower	RHP	34	961	Minnesota Twins
	Jason Cook	SS	55	1469	Seattle Mariners
1994	Brian Buchanan	OF	1	24	New York Yankees
	Yates Hall	RHP	4	110	St. Louis Cardinals
	Pat Daneker	RHP	40	1110	Boston Red Sox
	Reid Beucler	RHP	65	1594	Detroit Tigers
1995	Casey Crawford	1B	16	449	Atlanta Braves
1996	Seth Greisinger	RHP	1	6	Detroit Tigers
	Jason Sekany	RHP	2	61	Boston Red Sox
	Adam Robinson	SS	52	1480	Minnesota Twins
1997	Greg Withelder	LHP	3	93	Minnesota Twins
	Pat Daneker	RHP	5	159	Chicago White Sox
	Adam Robinson	SS	12	365	Oakland Athletics
	Geoff Zawatski	RHP	14	416	Philadelphia Phillies
1998	Javier Lopez	LHP	4	133	Arizona Diamondbacks
1999	Julian Gonzalez	OF	36	1081	Kansas City Royals
2000	Jon Metzger	LHP	13	374	Kansas City Royals
	Tim LaVigne	RHP/SS	32	965	New York Mets
	Kevin Shrout	RHP	43	1278	Milwaukee Brewers
2001	Jon Benick	INF	9	270	San Diego Padres
	Hunter Wyant	SS	16	482	Florida Marlins
2002	Robert Word	1B	10	293	Florida Marlins
	Dan Street	INF	20	591	Colorado Rockies
	David Stone	OF	36	1087	San Francisco Giants
	Chris Sweet	OF	37	1117	San Francisco Giants
2004	Andrew Dobies	LHP	3	95	Boston Red Sox
	Joe Koshansky	LHP/INF	6	170	Colorado Rockies
	Mark Reynolds	SS	16	476	Arizona Diamondbacks
	Jeff Kamrath	RHP	36	1067	Cleveland Indians
2005	Ryan Zimmerman	3B	1	4	Washington Nationals
	Matt Avery	RHP	9	280	Chicago Cubs
	Jeff Kamrath	RHP	11	328	Tampa Bay Devil Rays
	Mike Ballard	LHP	47	1415	Minnesota Twins
2006	Mike Ballard	LHP	14	418	Texas Rangers
	Tom Hagan	UTL	39	1160	Pittsburgh Pirates
2007	Sean Doolittle	1B/LHP	Supp. 1	41	Oakland Athletics
	Brandon Guyer	OF	5	157	Chicago Cubs
	Casey Lambert	LHP	6	187	Chicago Cubs
	Beau Seabury	C	13	402	Colorado Rockies
	Mike Mitchell	OF	25	762	Colorado Rockies
	Pat McAnaney	LHP	38	1139	Pittsburgh Pirates
2008	David Adams	2B	3	106	New York Yankees
	Greg Miclat	SS	5	146	Baltimore Orioles
	Jacob Thompson	RHP	5	160	Atlanta Braves
	Jeremy Farrell	3B	8	234	Pittsburgh Pirates
	Pat McAnaney	LHP	8	258	Arizona Diamondbacks
	Michael Schwimer	RHP	14	436	Philadelphia Phillies



Danny Hultzen

Year	Player	Pos.	Round	No.	MLB Organization
2009	Andrew Carraway	RHP	12	353	Seattle Mariners
	Jeff Lorick	LHP	20	598	Atlanta Braves
	Robert Poutier	RHP	29	864	San Diego Padres
	Matt Packer	LHP	32	965	Cleveland Indians
	Tyler Cannon	SS	41	1225	Pittsburgh Pirates
2010	Jarrett Parker	OF	2	74	San Francisco Giants
	Phil Gosselin	2B/OF	5	164	Atlanta Braves
	Robert Morey	RHP	5	167	Florida Marlins
	Kevin Arico	RHP	10	307	Cincinnati Reds
	Dan Grovatt	OF	11	327	Pittsburgh Pirates
	Tyler Cannon	SS	12	360	Cleveland Indians
	Tyler Wilson	RHP	35	1057	Cincinnati Reds
	Kenny Swab	C/1B	35	1064	Atlanta Braves
	Neal Davis	LHP	36	1101	Philadelphia Phillies
2011	Danny Hultzen	LHP	1	2	Seattle Mariners
	John Hicks	C	4	123	Seattle Mariners
	Will Roberts	RHP	5	158	Cleveland Indians
	Steven Proscia	3B	7	213	Seattle Mariners
	Tyler Wilson	RHP	10	305	Baltimore Orioles
	Kenny Swab	C	21	636	Kansas City Royals
	Cody Winiarski	RHP	36	1101	Chicago White Sox
	John Barr	OF	39	1178	Cleveland Indians
2012	Branden Kline	RHP	2	65	Baltimore Orioles
	Chris Taylor	SS	5	161	Seattle Mariners
	Stephen Bruno	INF	7	224	Chicago Cubs
	Shane Halley	RHP	20	613	Kansas City Royals
2013	Kyle Crockett	LHP	4	111	Cleveland Indians
	Reed Gagnani	INF	21	663	Boston Red Sox
	Scott Silverstein	LHP	25	745	Toronto Blue Jays
2014	Nick Howard	RHP	1	19	Cincinnati Reds
	Derek Fisher	OF	1-CB	37	Houston Astros
	Mike Papi	OF	1-CB	38	Cleveland Indians
	Brandon Downes	OF	7	213	Kansas City Royals
	Branden Cogswell	INF	7	222	Oakland Athletics
	Artie Lewicki	RHP	8	250	Detroit Tigers
	Whit Mayberry	RHP	21	640	Detroit Tigers
	Nate Irving	C	34	1020	Arizona Diamondbacks
2015	Nathan Kirby	LHP	1-CB	40	Milwaukee Brewers
	Josh Sborz	RHP	2	74	Los Angeles Dodgers
	Joe McCarthy	OF	5	148	Tampa Bay Rays
	Brandon Waddell	LHP	5	157	Pittsburgh Pirates
	John La Prise	INF	19	572	Toronto Blue Jays
	Kenny Towns	INF	20	615	Los Angeles Angels
	Daniel Pinerro	INF	36	1090	Detroit Tigers

Total: 121 draft selections (119 players)

BATTING RECORDS

GAMES PLAYED CAREER

1. Tyler Cannon (2007-10)..... 244
2. David Stone (1999-2002)..... 225
3. Ryan Gilleland (1995-98)..... 221
4. Kyle Werman (2002-05)..... 221
5. Adam Robinson (1994-97)..... 219
6. Matt Street (2002-05)..... 219
7. Tim Henry (2004-07)..... 215
8. Keith Werman (2009-12)..... 214
9. Kenny Towns (2012-15)..... 207
10. John Barr (2008-11)..... 203

SEASON

1. Brandon Cogswell (2014)..... 69
- Joe McCarthy (2014)..... 69
- Mike Papi (2014)..... 69
4. **Adam Haseley (2015)..... 68**
- Pavin Smith (2015)..... 68**
- Kenny Towns (2015)..... 68
- Daniel Pinero (2014)..... 68**
- John Hicks (2011)..... 68
- Steven Proscia (2011)..... 68
- Chris Taylor (2011)..... 68
- Keith Werman (2011)..... 68

BATTING AVERAGE CAREER

(MINIMUM 250 AT-BATS)

1. Jeff Booker (1984-85)..... .376
2. Bill Narleski (1984-87)..... .374
3. Stephen Bruno (2010-12)..... .366
- Kent Savedge (1984-87)..... .366
5. Ryan Zimmerman (2003-05)..... .355
6. Kevin O'Sullivan (1990-91)..... .351
7. Jeff Musser (1979-80)..... .348
8. Steve Cunha (1988-91)..... .345
9. Glenn Harris (1980-83)..... .343
10. Steve Bryant (1968-70)..... .341

SEASON

(MINIMUM 75 AT-BATS)

1. Tom Phillips (1949)..... .452
2. Jeff Booker (1985)..... .427
3. Glenn Harris (1981)..... .425
4. Allen Barbee (1954)..... .421
5. Keith Werman (2010)..... .414
6. Steve Cunha (1991)..... .400
- Robbin Marvin (1972)..... .400
- Chuck Arnold (1956)..... .400
9. Jay West (1981)..... .395
10. Kent Savedge (1985)..... .394

AT-BATS CAREER

1. Tyler Cannon (2007-10)..... 910
2. Ryan Gilleland (1995-98)..... 865
3. Matt Street (2002-05)..... 861
4. David Stone (1999-2002)..... 851
5. Adam Robinson (1994-97)..... 826
6. Steven Proscia (2009-11)..... 788
7. John Hicks (2009-11)..... 775
8. Bobby Rivell (1987-90)..... 769
9. Bill Narleski (1984-87)..... 751
10. Ryan Zimmerman (2003-05)..... 734

SEASON

1. Chris Taylor (2011)..... 285
2. John Hicks (2011)..... 277
3. **Adam Haseley (2015)..... 276**
4. Steven Proscia (2011)..... 275
5. **Pavin Smith (2015)..... 270**
6. Kenny Towns (2015)..... 267
7. Jarrett Parker (2009)..... 265
8. Phil Gosselin (2010)..... 262
9. Brandon Cogswell (2014)..... 259
10. Steven Proscia (2009)..... 258

RUNS

CAREER

1. Bobby Rivell (1987-90)..... 199
2. Bill Narleski (1984-87)..... 193
3. Tyler Cannon (2007-10)..... 185
4. Matt Street (2002-05)..... 183
5. Adam Robinson (1994-97)..... 175
6. David Stone (1999-02)..... 174
7. John Galloway (1994-97)..... 163
8. John Hicks (2009-11)..... 162
9. Jarrett Parker (2008-10)..... 161
10. Steven Proscia (2009-11)..... 157

SEASON

1. Jarrett Parker (2009)..... 76
2. Brandon Downes (2013)..... 67
- Phil Gosselin (2010)..... 67
4. Chris Taylor (2011)..... 63
5. **Daniel Pinero (2015)..... 60**
- Mark Reynolds (2004)..... 60
- David Guy (1988)..... 60
8. John Hicks (2010)..... 59
9. Bobby Rivell (1990)..... 58
- Keith Kowalski (1985)..... 58

HITS

CAREER

1. Bill Narleski (1984-87)..... 281
2. Tyler Cannon (2007-10)..... 276
- David Stone (1999-02)..... 276
4. Adam Robinson (1994-97)..... 263
5. Ryan Gilleland (1995-98)..... 262
6. Matt Street (2002-05)..... 255
7. Steven Proscia (2009-11)..... 254
8. Ryan Zimmerman (2003-05)..... 250
9. John Hicks (2009-11)..... 245
10. Bobby Rivell (1987-90)..... 240

SEASON

1. Phil Gosselin (2010)..... 100
2. Jarrett Parker (2009)..... 94
3. John Hicks (2011)..... 92
- Ryan Zimmerman (2005)..... 92
5. Ryan Zimmerman (2004)..... 90
6. Stephen Bruno (2012)..... 88
- Steven Proscia (2011)..... 88
- Dan Grovatt (2009)..... 88
- Jon Benick (1999)..... 88
10. Chris Taylor (2011)..... 87

RUNS BATTED IN CAREER

1. Steven Proscia (2009-11)..... 182
2. Sean Doolittle (2005-07)..... 167
3. Ryan Gilleland (1995-98)..... 166
- Bill Narleski (1984-87)..... 166
5. Jon Benick (1998-01)..... 162
6. Kenny Towns (2012-15)..... 159
7. George Piftits (1980-83)..... 158
8. Dan Grovatt (2008-10)..... 157
9. Mike Lindner (1987-90)..... 154
10. John Hicks (2009-11)..... 146

SEASON

1. Kenny Towns (2015)..... 67
- Joe Koshansky (2004)..... 67
3. Brian Buchanan (1994)..... 66
4. Steven Proscia (2010)..... 65
- Jarrett Parker (2009)..... 65
6. **Matt Thaiss (2015)..... 64**
- Phil Gosselin (2009)..... 64
8. Phil Gosselin (2010)..... 61
9. Dan Grovatt (2010)..... 60
- Brian Sherlock (1998)..... 60

HOME RUNS CAREER

1. E.J. Anderson (1995-98)..... 37
2. Mark Reynolds (2002-04)..... 35
- Jon Benick (1998-01)..... 35
4. Mike Lindner (1987-90)..... 33
5. Brian Buchanan (1992-94)..... 30
6. Steven Proscia (2009-11)..... 28
- Bill Narleski (1984-87)..... 28
8. Ryan Gilleland (1995-98)..... 27
9. Jarrett Parker (2008-10)..... 26
- Joe Koshansky (2001-04)..... 26

SEASON

1. Brian Buchanan (1994)..... 22
2. Jon Benick (2001)..... 18
3. Jarrett Parker (2009)..... 16
- Joe Koshansky (2004)..... 16
5. Mark Reynolds (2002)..... 15
6. E.J. Anderson (1996)..... 14
- Kevin McDonald (1988)..... 14
- Kent Savedge (1986)..... 14
9. Dan Street (2002)..... 12
- E.J. Anderson (1997)..... 12
- Steve Cunha (1990)..... 12
- Mike Lindner (1990)..... 12

TOTAL BASES CAREER

1. Bill Narleski (1984-87)..... 431
2. Steven Proscia (2009-11)..... 411
3. Ryan Gilleland (1995-98)..... 400
4. Adam Robinson (1994-97)..... 394
5. Tyler Cannon (2007-10)..... 380
6. John Hicks (2009-11)..... 379
- Bobby Rivell (1987-90)..... 379
8. Jon Benick (1998-01)..... 372
9. Jarrett Parker (2008-10)..... 369
10. Phil Gosselin (2008-10)..... 345
- Brian Buchanan (1992-94)..... 345

SEASON

1. Jarrett Parker (2009)..... 176
2. Brian Buchanan (1994)..... 165
3. Phil Gosselin (2010)..... 163
4. Dan Street (2002)..... 153
5. Brandon Downes (2013)..... 144
- Jarrett Parker (2010)..... 144
7. Steven Proscia (2009)..... 142
8. Hunter Wyant (2001)..... 140
9. John Hicks (2011)..... 139
10. Steven Proscia (2010)..... 136
- Jon Benick (1999)..... 136
- Ryan Zimmerman (2005)..... 136

DOUBLES CAREER

1. Tyler Cannon (2007-10)..... 62
2. Steven Proscia (2009-11)..... 59
3. John Hicks (2009-11)..... 54
4. Brandon Guyer (2005-07)..... 53
5. Bill Narleski (1984-87)..... 52
6. Kenny Towns (2012-15)..... 51
7. Phil Gosselin (2008-10)..... 50
8. Ryan Gilleland (1995-98)..... 49
9. Brian Sherlock (1995-98)..... 48
- Bobby Rivell (1987-90)..... 48

SEASON

1. Stephen Bruno (2012)..... 23
- Dan Street (2002)..... 23
3. Phil Gosselin (2010)..... 22
- Steven Proscia (2009)..... 22
- Dan Grovatt (2008)..... 22
6. Kenny Towns (2015)..... 21
- John Hicks (2011)..... 21
8. Brandon Downes (2013)..... 20
- John Hicks (2010)..... 20
- Jarrett Parker (2009)..... 20
- Robert Word (2002)..... 20

TRIPLES CAREER

1. Jarrett Parker (2008-10)..... 18
2. Brian Buchanan (1992-94)..... 13
3. Derek Fisher (2012-14)..... 12
4. Tyler Cannon (2007-10)..... 12
5. Brandon Downes (2012-14)..... 11
- John Galloway (1994-97)..... 11
- Jason Cook (1990-93)..... 11
- Jay West (1978-80)..... 11
9. Tom Crowley (1991-93)..... 10
10. Brandon Cogswell (2012-14)..... 9
- Dan Grovatt (2008-10)..... 9
- Hunter Wyant (1998-01)..... 9
- Steve Bryant (1968-70)..... 9
- Bob Hardy (1955-57)..... 9

SEASON

1. Derek Fisher (2012)..... 8
- Jarrett Parker (2010)..... 8
3. Brandon Downes (2013)..... 7
- Jarrett Parker (2009)..... 7
- Hunter Wyant (2001)..... 7
6. Brian Buchanan (1993)..... 6
- Keith Kowalski (1985)..... 6
- Jay West (1978)..... 6
- Steve Bryant (1969)..... 6
10. Kenny Towns (2013)..... 5
- Jared King (2012)..... 5
- Chris Taylor (2012)..... 5
- Tyler Cannon (2009)..... 5
- Mark Reynolds (2004)..... 5
- Jason Cook (1992)..... 5

STOLEN BASES CAREER

1. Greg Miclat (2006-08)..... 83
- David Stone (1999-02)..... 83
3. Bill Narleski (1984-87)..... 72
4. Adam Robinson (1994-97)..... 57
5. Bobby Rivell (1987-90)..... 56
6. Matt Street (2002-05)..... 55
7. Chris Kughn (1987-90)..... 50
8. Tyler Cannon (2007-10)..... 49
9. Phil Gosselin (2008-10)..... 48
10. Robbin Marvin (1969-72)..... 47
- Mike Mitchell (2004-07)..... 47

SEASON

1. Greg Miclat (2007)..... 32
2. Greg Miclat (2008)..... 30
3. David Stone (2002)..... 26
4. Phil Gosselin (2009)..... 24
5. Bill Narleski (1986)..... 23
6. Adam Robinson (1997)..... 22
- Chris Kughn (1990)..... 22
- Bobby Rivell (1990)..... 22
9. Greg Miclat (2006)..... 21
- David Stone (2001)..... 21
- Bill Narleski (1987)..... 21
- Robbin Marvin (1972)..... 21

BATTING/PITCHING RECORDS

BASES ON BALLS

CAREER

1. David Stone (1999-02).....156
2. Sean Doolittle (2005-07).....125
- Bill Narleski (1984-87).....125
4. Jared King (2009, 2011-13).....123
5. Mike Papi (2012-14).....121
6. Justin Counts (1993-96).....114
7. Joe McCarthy (2013-15).....113
8. George Priftis (1980-83).....112
9. Steve Heon (1979-82).....110
10. Bobby Rivell (1987-90).....108

SEASON

1. Mike Papi (2014).....61
2. Joe McCarthy (2013).....54
- Sean Doolittle (2006).....54
- Justin Counts (1996).....54
5. Jared King (2012).....51
6. Sean Doolittle (2007).....46
7. Mike Papi (2013).....45
8. David Stone (2001).....43
9. Branden Cogswell (2014).....42
- David Stone (2002).....42
- Brian Sherlock (1998).....42

HIT BY PITCH

CAREER

1. Tim LaVigne (1997-00).....51
2. Matt Street (2002-05).....38
3. John Barr (2008-11).....33
4. Kenny Towns (2012-15).....31
5. Kyle Werman (2002-05).....30
6. Tom Hagan (2003-06).....28
7. Brandon Guyer (2005-07).....28
8. Nate Irving (2012-14).....27
- Jeremy Farrell (2005-08).....27
- Beau Seabury (2006-07).....27

SEASON

1. Tim LaVigne (1999).....20
2. Joe McCarthy (2014).....18
3. Tim LaVigne (1998).....17
4. Kyle Werman (2004).....16
5. Stephen Bruno (2012).....15
- John Barr (2011).....15
- Keith Werman (2011).....15
8. Nate Irving (2012).....14
- Beau Seabury (2007).....14
- Matt Street (2004).....14
- Tim LaVigne (2000).....14

ON-BASE PERCENTAGE

SEASON

1. Bill Narleski (1984).....524
2. Mike Papi (2013).....517
3. Tony Latham (1983).....512
4. Kent Savedge (1986).....500
5. Dave Duncan (1978).....493
6. George Priftis (1983).....491
7. Dave Bratt (1973).....489
8. Keith Werman (2010).....486
- Greg Miclat (2007).....486
10. John Barr (2010).....483

SLUGGING

SEASON

1. Brian Buchanan (1994).....838
2. Chuck Arnold (1956).....800
3. Duke Duncan (1978).....737
4. Kevin McDonald (1988).....728
5. Kent Savedge (1986).....702
6. Don Aicholz (1950).....670
7. Jarrett Parker (2009).....664
8. Jay West (1978).....661
9. Jeff Booker (1985).....640
10. Steve Cunha (1991).....630

PITCHING

APPEARANCES

CAREER

1. Casey Lambert (2004-07).....110
2. Michael Schwimer (2005-08).....93
3. Tim LaVigne (1997-2000).....92
4. Tyler Wilson (2008-11).....91
5. Kyle Crockett (2011-13).....88
6. Whit Mayberry (2010-14).....87
7. Josh Sborz (2013-15).....80
8. Justin Thompson (2009-12).....76
9. Andrew Carraway (2006-09).....74
10. Matt Packer (2007-09).....73

SEASON

1. Michael Schwimer (2006).....36
2. Justin Thompson (2012).....34
3. Josh Sborz (2015).....33
4. Kyle Crockett (2012).....32
- Branden Kline (2011).....32
- Matt Packer (2009).....32
- Matt Moore (1994).....32
8. Nick Howard (2014).....31
- Tyler Wilson (2010).....31
- Kevin Arico (2009).....31
- Tyler Wilson (2009).....31

GAMES STARTED

CAREER

1. Brandon Waddell (2013-15).....53
2. Danny Hultzen (2009-11).....51
3. Joe Koshansky (2001-04).....49
4. Brandon Creswell (1998-2001).....49
5. Jacob Thompson (2006-08).....47
6. Kent Kruse (1990-93).....45
7. Pat Daneker (1995-97).....40
- Seth Greisinger (1994-96).....40
- David Sammons (1986-89).....40
10. Frank Lankford (1990-93).....39

SEASON

1. Brandon Waddell (2015).....19
2. **Connor Jones (2015)**.....18
- Nathan Kirby (2014).....18
- Brandon Waddell (2014).....18
- Danny Hultzen (2011).....18
6. Will Roberts (2011).....17
7. Scott Silverstein (2013).....16
- Brandon Waddell (2013).....16
- Tyler Wilson (2011).....16
- Danny Hultzen (2010).....16
- Robert Morey (2010).....16
- Danny Hultzen (2009).....16
- Jacob Thompson (2007).....16
- Jacob Thompson (2006).....16
- Mike Ballard (2006).....16
- Andrew Dobies (2004).....16
- Brandon Creswell (2000).....16
- Seth Greisinger (1996).....16

WINS

CAREER

1. Danny Hultzen (2009-11).....32
2. Tyler Wilson (2008-11).....27
- Jacob Thompson (2006-08).....27
4. Sean Doolittle (2005-07).....22
5. Brandon Waddell (2013-15).....21
- Joe Koshansky (2001-04).....21
- Seth Greisinger (1994-96).....21
- Tim Burcham (1983-85).....21
9. Andrew Carraway (2006-09).....20
- Brandon Creswell (1998-01).....20
- Jeff Kamrath (2001-03, 2005).....20

SEASON

1. Danny Hultzen (2011).....12
- Seth Greisinger (1996).....12
3. Will Roberts (2011).....11
- Danny Hultzen (2010).....11
- Jacob Thompson (2007).....11
- Sean Doolittle (2006).....11
- Tim Burcham (1985).....11

8. Brandon Waddell (2014).....10
- Scott Silverstein (2013).....10
- Tyler Wilson (2011).....10
- Jacob Thompson (2006).....10

WINNING PERCENTAGE

CAREER

(MINIMUM 12 DECISIONS)

1. Robert Poutier (2005-09/11-1)......917
2. Will Roberts (2009-11/18-2)......900
3. Shane Halley (2009-12/14-2)......875
4. Danny Hultzen (2009-11/32-5)......865
5. Whit Mayberry (2010-14/18-3)......857
- Craig Zaikov (1993-96/12-2)......857
7. Mike Judkins (1971-72/10-2)......833
8. Kyle Crockett (2011-13/12-3)......800
- Andrew Carraway (2006-09/20-5)......800
- Jack Leachman (1947-49/12-3)......800

SEASON

(MINIMUM FIVE DECISIONS)

1. Jacob Thompson (2007/11-0) 1.000
- Tyler Wilson (2011/10-0).....1.000
- Pat McAnaney (2005/7-0).....1.000
- Alec Bettinger (2014/6-0).....1.000**
- Whit Mayberry (2011/5-0).....1.000
- Cody Winiarski (2010/5-0).....1.000
- Andrew Carraway (2007/5-0).....1.000
- West Lescanec (1980/5-0).....1.000
- Jack Leachman (1949/5-0).....1.000
10. Danny Hultzen (2010/11-1)......916

EARNED RUN AVERAGE

CAREER

(MINIMUM 100 INNINGS)

1. Larry Gammon (1964-67).....1.97
2. Kyle Crockett (2011-13).....1.98
3. Danny Hultzen (2009-11).....2.08
4. Richard Spigone (1969-71).....2.15
5. Josh Sborz (2013-15).....2.20
6. Sean Doolittle (2005-07).....2.23
7. Ed Kihm (1968-71).....2.32
8. Scott Gardner (1973-75).....2.44
9. Bill Spencer (1961-1962).....2.48
10. Keith Liskey (1965-67).....2.51

SEASON

(MINIMUM 45.0 INNINGS)

1. Dan Street (2000).....0.69
2. Robert Poutier (2005).....0.73
3. Buddy Charles (1950).....0.89
4. Matt Packer (2008).....1.14
5. Artie Lewicki (2014).....1.31
6. Danny Hultzen (2011).....1.37
7. Larry Gammon (1965).....1.38
8. Bill Boozer (1950).....1.45
9. Jacob Thompson (2007).....1.50
10. Pat McAnaney (2005).....1.55

INNINGS PITCHED

CAREER

1. Brandon Creswell (1998-01).....345.1
2. Danny Hultzen (2009-11).....320.0
3. Joe Koshansky (2001-04).....317.2
4. Brandon Waddell (2013-15).....312.2
5. Jacob Thompson (2006-08).....296.0
6. Seth Greisinger (1994-96).....282.1
7. Pat Daneker (1995-97).....280.1
8. Kent Kruse (1990-93).....267.2
9. Jeff Kamrath (2001-03, 05).....263.2
10. Frank Lankford (1990-93).....250.1

SEASON

1. Seth Greisinger (1996).....123.0
2. Danny Hultzen (2011).....118.0
3. Tim Burcham (1985).....117.0
4. **Connor Jones (2015)**.....115.2
5. Brandon Waddell (2014).....114.0
- Jacob Thompson (2007).....114.0
7. Nathan Kirby (2014).....113.1
8. Brandon Waddell (2015).....110.0
9. Andrew Dobies (2004).....108.1
10. Danny Hultzen (2010).....106.2

STRIKEOUTS

CAREER

1. Danny Hultzen (2009-11).....395
2. Seth Greisinger (1994-96).....290
3. Tim Burcham (1983-85).....272
4. Tyler Wilson (2008-11).....267
5. Brandon Creswell (1998-01).....261
6. Jacob Thompson (2006-08).....248
7. Brandon Waddell (2013-15).....246
8. Sean Doolittle (2005-07).....243
9. Andrew Carraway (2006-09).....238
10. Kevin ShROUT (1997-00).....233

SEASON

1. Danny Hultzen (2011).....165
2. Tim Burcham (1985).....146
3. Seth Greisinger (1996).....141
4. Danny Hultzen (2010).....124
- Tyler Wilson (2011).....124
6. **Connor Jones (2015)**.....113
- Buddy Charles (1950).....113
8. Nathan Kirby (2014).....112
9. Andrew Dobies (2004).....109
10. Sean Doolittle (2006).....108

SAVES

CAREER

1. Casey Lambert (2004-07).....43
2. Kevin Arico (2008-10).....29
3. Branden Kline (2010-12).....21
4. Nick Howard (2012-14).....20
5. Tim LaVigne (1997-00).....18
6. Josh Sborz (2013-15).....17
7. Michael Schwimer (2005-08).....16
8. Todd Ruyak (1989-92).....13
9. Kyle Crockett (2011-13).....12
- Justin Thompson (2009-12).....12

SEASON

1. Nick Howard (2014).....20*
2. Branden Kline (2011).....18
- Kevin Arico (2010).....18
4. Josh Sborz (2015).....15
5. Michael Schwimer (2008).....14
- Casey Lambert (2005).....14
7. Kyle Crockett (2013).....12
- Justin Thompson (2012).....12
9. Kevin Arico (2009).....11
- Casey Lambert (2007).....11

COMPLETE GAMES

CAREER

1. Tim Burcham (1983-85).....20
2. Richard Spigone (1969-71).....17
3. Steve Brindle (1970-73).....16
- Keith Liskey (1965-67).....16
5. Pat Daneker (1995-97).....15
6. Seth Greisinger (1994-96).....14
- Marty Moore (1976-79).....14
- Larry Gammon (1964-67).....14
9. Mike Gordon (1979-82).....13
- Harry Thomas (1973-76).....13


SEASON

1. Tim Burcham (1985).....11
2. Pat Daneker (1995).....8
- Tim Burcham (1984).....8
- Richard Spigone (1969).....8
- Bill Spencer (1962).....8
6. Seth Greisinger (1995).....7
- Keith Liskey (1966).....7
8. Seth Greisinger (1996).....6
- Mike Gordon (1981).....6
- Marty Moore (1977).....6
- Harry Hollar (1974).....6
- Bill Kelley (1968).....6

Bold indicates active player

*Denotes ACC record

SINGLE-GAME RECORDS



Peter Sposato



Greg Miclat

WIN/LOSS MARGIN

WIN

1.	27 (29-2)	Niagara	3/13/07
2.	26 (27-1)	Coppin State	2/28/08
	26 (28-2)	at Richmond	4/16/71
	26 (27-1)	Akron	1950
	26 (27-1)	William & Mary	1902

LOSS

1.	28 (28-0)	Baltimore	1894
2.	24 (28-4)	Yale	1894
3.	23 (23-0)	Boston (AL)	1901
	23 (25-2)	Pennsylvania	1890
5.	22 (26-4)	Clemson	4/17/77
	22 (22-0)	Buffalo	1921
	22 (22-0)	Boston	1892

GAME LENGTH: INNINGS

1.	18	vs. Marist (Charleston, S.C.)	2/22/15
2.	17	at College of Charleston	2/26/06
3.	16	at Clemson	4/19/74
4.	15	vs. TCU (College World Series; Omaha, Neb.)	6/17/14
5.	14	James Madison	4/25/07
	14	at North Carolina	4/1/05
	14	Georgia Tech	4/2/99
	14	at North Carolina	4/9/89
9.	13	vs. South Carolina (CWS; Omaha, Neb.)	6/24/11
	13	Oregon State (NCAA Regional)	6/2/07
	13	at Wake Forest	4/3/93

GAME LENGTH: TIME

1.	5:19 (17)	at College of Charleston	2/26/06
2.	5:08 (18)	vs. Marist (Charleston, S.C.)	2/22/15
3.	4:53 (13)	Oregon State (NCAA Regional)	6/2/07
4.	4:51 (15)	vs. TCU (College World Series; Omaha, Neb.)	6/17/14
5.	4:48 (11)	vs. Southern California (NCAA Lake Elsinore Regional)	5/31/15
6.	4:46 (12)	vs. Arkansas (College World Series; Omaha, Neb.)	6/17/09
7.	4:40 (14)	at North Carolina	4/1/05
8.	4:39 (14)	James Madison	4/25/07
9.	4:36 (11)	Virginia Tech	3/9/12
10.	4:27 (13)	at Wake Forest	4/3/93

BATTING

At Bats	Adam Haseley	8	vs. Marist	2/22/15
	Christian Lowry	8	vs. Marist	2/22/15
	Daniel Pinero	8	vs. Marist	2/22/15
	Brandon Guyer	8	at Coll. of Charleston	2/26/06
	Mike Mitchell	8	at Coll. of Charleston	2/26/06
	25 times	7		

Runs	10x, last by Tyler Cannon	5	at Wake Forest	3/6/09
Hits	Mark McMillian	6	at Maryland	4/28/90
	Jeff Booker	6	Liberty Baptist	4/1/85
	27x, last by Nick Howard	5	Richmond	4/24/13
RBI	Peter Sposato	10	vs. Maryland	4/11/78
	Brandon Guyer	9	Niagara	3/13/07
	Bobby Rivell	9	at Maryland	4/28/90
Stolen Bases	Greg Miclat	4	at Clemson	4/20/07
	Mike Mitchell	4	at NC A&T	2/15/04
	23x, last by Chris Taylor	3	NC State	4/24/11
Caught Stealing	11x, last by Pavin Smith	2	at Notre Dame	3/29/15
Doubles	28x, last by Kenny Towns	3	Towson	3/17/15
Triples	11x, last by Steven Proscia	2	Towson	3/31/10
Home Runs	Peter Sposato	4	vs. Maryland	4/11/78
	Steve Cunha	3	at Maryland	4/27/90
	Jay West	3	vs. Maryland	4/11/78
	54 times, last by Joe McCarthy	2	at Wake Forest	4/8/13
Bases on Balls	Phil Gosselin	5	at James Madison	3/17/10
	16x, last by Mike Papi	4	at Wake Forest	4/7/13
Hit By Pitch	4x, last by Derek Fisher	3	at East Carolina	2/15/13
Sacrifice Hits	3x, last by Beau Seabury	3	at NC State	4/1/06
Sacrifice Flies	21x, last by Matt Thaiss	2	Florida State	3/21/15
Strikeouts	3x, last by Jared King	5	at Duke	4/20/12

PITCHING

Strikeouts	Harry Thomas	19	Clemson	4/26/74
	Nathan Kirby	18	at Pittsburgh	4/4/14
	Seth Greisinger	16	North Carolina	3/23/96
Earned Runs	Seth Greisinger	13	at Old Dominion	2/23/95
Runs	Seth Greisinger	13	at Old Dominion	2/23/95
	Mike Long	13	Kent State	3/21/87
Bases on Balls	Derrick Cusic	10	Md. Eastern Shore	2/29/92
	George Cave	10	vs. Purdue-Fort Wayne	

NO HITTERS

Name	Opponent	Score	Date
Ned Turnbull	NC State	4-0	4/22/66
Barry Collier	Mansfield State	4-1	3/27/74
Mike Ballard	Boston College	5-0	4/16/06
Will Roberts (perfect game)	George Washington	2-0	3/29/11
Nathan Kirby	at Pittsburgh	4-0	4/4/14

NOTE: Single-game records are since 1958 season
(No statistics available for 1971 or prior to 1958. Only statistics available from 1958 through the 1970 season are hits, ABs, 2Bs, 3Bs, HRs)



Will Roberts - 2011 Perfect Game

ANNUAL BATTING LEADERS

BATTING AVERAGE

(min. 2 AB/game)

1964 John Pincavage	.309
1965 Larry Gammon	.286
1966 Stewart Evans	.293
1967 William Curtis	.389
1968 Joel DeBoe	.333
1969 Robbin Marvin	.327
1970 Steve Bryant	.383
1971 Stephen Sroba	.315
1972 Robbin Marvin	.303
1973 David Bratt	.364
1974 Dan Bernstein	.300
1975 Dean Pallotta	.358
1976 Steve Norwood	.327
1977 David Duff	.376
1978 Duke Duncan	.368
1979 Peter Sposato	.369
1980 Donald Meeks	.382
1981 Glenn Harris	.425
1982 Glenn Harris	.391
1983 George Priftis	.357
1984 Bill Narleski	.366
1985 Jeff Booker	.427
1986 Kent Savedge	.392
1987 Bill Narleski	.384
1988 Kevin McDonald	.364
1989 Chris Kughn	.392
1990 Bobby Rivell	.365
1991 Steve Cunha	.400
1992 Kevin Stock	.314
1993 Tom Crowley	.356
1994 Brian Buchanan	.396
1995 Justin Counts	.327
1996 Adam Robinson	.336
1997 Adam Robinson	.353
1998 Brian Sherlock	.351
1999 Joe Benick	.384
2000 Robbie Marvin	.350
2001 Hunter Wyant	.363
2002 Dan Street	.371
2003 Chris Sweet	.326
2004 Ryan Zimmerman	.361
2005 Ryan Zimmerman	.393
2006 Brandon Marsh	.380
2007 Greg Miclat	.376
2008 John Barr	.325
2009 Dan Grovatt	.356
2010 Keith Wermer	.414
2011 David Coleman	.362
2012 Stephen Bruno	.370
2013 Mike Papi	.381
2014 Mike Papi	.307
2015 Matt Thaiss	.323

RUNS

1964 John Pincavage	12
1965 Edward Carrington	7
1966 Bill Curtis	12
1967 Charles Hall	11
1968 Steve Bryant	17
1969 Robert Schultz	24
1970 Steve Bryant	24
1971 Robbin Marvin	29
1972 Robbin Marvin	26
1973 Stephen Sroba	29
1974 Pete Andersen	30
1975 Pete Andersen	19
1976 Robbie Emerson	29
1977 David Duff	26
1978 Drew Schuett	32
1979 Mark Meleski	40
1980 Mark Maleski	31
1981 Jay West	47
1982 Steve Heon	53
1983 Glen Harris	33
1984 Bill Narleski	38
1985 Keith Kowalski	58
1986 Bill Narleski	55
1987 Bobby Rivell	47
1988 David Guy	60
1989 Chris Kughn	44
1990 Bobby Rivell	58
1991 Kevin Stock	35
1992 Jason Cook	44
1993 Jason Cook	40
1994 Brian Buchanan	57
1995 Justin Counts	49
1996 Adam Robinson	55
1997 Adam Robinson	53
1998 Brian Sherlock	46
1999 Tim LaVigne	46
2000 Luis Giraldo	50
2001 Hunter Wyant	48
2002 David Stone	53
2003 Joe Koshansky	43
2004 Mark Reynolds	60
2005 Matt Street	53
2006 David Adams	57
2007 Greg Miclat	51
2008 Greg Miclat	52
2009 Jarrett Parker	76
2010 Phil Gosselin	67
2011 Chris Taylor	63
2012 Chris Taylor	57
2013 Brandon Downes	67
2014 Branden Cogswell/ Mike Papi	55
2015 Daniel Pinero	60

HITS

1964 John Pincavage	21
1965 Mack Wilcox	21
1966 Stewart Evans	24
1967 Charles Hall	23
1968 Steve Bryant	34
1969 Steve Bryant	37
1970 Steve Bryant	41
1971 Mike Cabbage	32
1972 Robbin Marvin	44
1973 David Bratt	40
1974 Pete Andersen	41
1975 Dean Pallotta	29
1976 Tony Zentgraf	48
1977 David Duff	47
1978 Drew Schuett	45
1979 Drew Schuett	51
1980 Jeff Musser	51
1981 Jay West	77
1982 Glen Harris	66
1983 George Priftis	45
1984 Bill Narleski	60
1985 Bill Narleski	79
1986 Kent Savedge	71
1987 Bill Narleski	71
1988 David Guy	70
1989 Chris Kughn	71
1990 Bobby Rivell	73
1991 Kevin O' Sullivan	73
1992 Hans Martinsen	54
1993 Brian Buchanan	65
1994 Brian Buchanan	78
1995 Justin Counts	68
1996 John Galloway	80
1997 Adam Robinson	76
1998 Brian Sherlock	71
1999 Jon Benick	88
2000 Tim LaVigne	72
2001 Hunter Wyant	86
2002 Dan Street	86
2003 Matt Street	74
2004 Ryan Zimmerman	90
2005 Ryan Zimmerman	92
2006 Brandon Guyer	80
2007 David Adams	84
2008 Greg Miclat	77
2009 Jarrett Parker	94
2010 Phil Gosselin	100
2011 John Hicks	92
2012 Stephen Bruno	88
2013 Brandon Downes	80
2014 Branden Cogswell	78
2015 Pavin Smith	83

HOME RUNS

1964 John Pincavage	3
1965 John Pincavage	2
1966 Stewart Evans	3
1967 Charles Hall	2
1968 Joel DeBoe	2
1969 Steve Bryant	2
1970 Mike Cabbage	6
1971 Samuel Beale	3
1972 Duval White	2
1973 Dean Pallotta	4
1974 Pete Andersen	7
1975 Pete Andersen	5
1976 Tony Zentgraf	8
1977 David Duff	6
1978 Duke Duncan	11
1979 Paul Thomas	3
1980 William West	5
1981 George Priftis	6
1982 George Priftis	10
1983 Tony Latham	3
1984 Jeff Booker	8
1985 Bill Narleski	9
1986 Kent Savedge	14
1987 Bill Narleski	7
1988 Kevin McDonald	14
1989 Dough Johns	5
1990 Steve Cunha	12
1991 Steve Cunha	5
1992 Ron Zucchelli	4
1993 Brian Buchanan	6
1994 Brian Buchanan	22
1995 Justin Counts	6
1996 E.J. Anderson	14
1997 E.J. Anderson	12
1998 Brian Sherlock	10
1999 Jon Benick	10
2000 Luis Giraldo	8
2001 Dan Street	9
2002 Mark Reynolds	15
2003 Joe Koshansky	9
2004 Joe Koshansky	16
2005 Sean Doolittle	11
2006 Brandon Guyer	7
2007 Brandon Guyer	8
2008 Jeremy Farrell	11
2009 Jarrett Parker	16
2010 Phil Gosselin	11
2011 Steven Proscia/ John Hicks	8
2012 Derek Fisher	7
2013 Brandon Downes	10
2014 Mike Papi	11
2015 Matt Thaiss	10

RBI

1964 Mack Wilcox	10
1965 Edward Carrington	9
1966 Ron Bugnar	10
1967 Charles Hall	21
1968 Charles Hall	10
1969 Mike Cabbage	21
1970 Mike Cabbage	29
1971 Samuel Beale	29
1972 Dave Bratt	24
1973 Dean Pallotta	25
1974 Dean Pallotta	29
1975 Dean Pallotta	21
1976 Tony Zentgraf	34
1977 Duke Duncan	26
1978 Duke Duncan	39
1979 Jeff Musser	38
1980 William West	28
1981 Mark Meleski	45
1982 George Priftis	57
1983 George Priftis	34
1984 Bill Narleski	27
1985 Bill Narleski	53
1986 Kent Savedge	53
1987 Kent Savedge	50
1988 Chris Kughn	47
1989 Keith Lee	46
1990 Mike Linder	56
1991 Kevin O' Sullivan	39
1992 Jason Cook	28
1993 Brian Buchanan	37
1994 Brian Buchanan	66
1995 Justin Counts	40
1996 Adam Robinson	40
1997 John Galloway	56
1998 Brian Sherlock	60
1999 Jon Benick	54
2000 Tim LaVigne	47
2001 Jon Benick	57
2002 Dan Street	59
2003 Mark Reynolds	46
2004 Joe Koshansky	67
2005 Ryan Zimmerman	59
2006 Brandon Guyer	57
2007 Sean Doolittle	53
2008 Jeremy Farrell	54
2009 Jarrett Parker	65
2010 Steven Proscia	65
2011 Steven Proscia/ John Hicks	59
2012 Stephen Bruno	54
2013 Brandon Downes	59
2014 Mike Papi	56
2015 Kenny Towns	67

Yearly ACC leaders
denoted in **bold**

ANNUAL PITCHING LEADERS

APPEARANCES

1964	Larry Gammon.....	11
1965	Keith Liskey.....	9
1966	Ned Turnbull.....	11
1967	Keith Liskey.....	10
1968	William Kelley.....	12
1969	David Greer.....	14
1970	Hunter Hollar.....	12
1971	Stephen Brindle.....	10
1972	Stephen Brindle.....	13
1973	Stephen Brindle.....	10
1974	Dave Lacross.....	11
1975	Scott Gardner.....	9
1976	Bill Harvey.....	16
1977	Paul Voigt.....	9
1978	Paul Voigt.....	10
1979	Paul Voigt.....	11
1980	Lannie Cropper.....	17
1981	Doug Erbaugh.....	16
1982	John Kampschror.....	17
1983	Andy Koontz.....	14
1984	Yogi Biggs.....	12
1985	Tim Burcham.....	15
1986	Bob Dement.....	21
1987	Mark McMillan.....	22
1988	Todd Vick.....	21
1989	Todd Figel.....	16
1990	Mike Long.....	21
1991	Todd Ruvak.....	23
1992	Kevin Stock.....	24
1993	Don Melroy.....	20
1994	Matt Moore.....	32
1995	Matt Moore.....	29
1996	Jason Sekany.....	28
1997	Tim LaVigne.....	27
1998	Brandon Creswell.....	22
1999	Tommy Keiper.....	20
2000	Tim LaVigne.....	26
2001	Greg Hansard.....	21
2002	Alan Zimmerer.....	23
2003	Gabe Spooner.....	23
2004	Casey Lambert.....	29
2005	Casey Lambert.....	27
2006	Michael Schwimer.....	36
2007	Casey Lambert.....	28
2008	Michael Schwimer.....	26
2009	Matt Packer.....	32
2010	Tyler Wilson.....	31
2011	Branden Kline.....	32
2012	Justin Thompson.....	34
2013	Josh Sborz.....	30
2014	Nick Howard.....	31
2015	Josh Sborz.....	33

INNINGS PITCHED

1964	Larry Gammon.....	57.2
1965	Larry Gammon.....	58.2
1966	Keith Liskey.....	75.0
1967	Keith Liskey.....	80.0
1968	William Kelley.....	64.0
1969	Richard Spigone.....	89.0
1970	Hunter Hollar.....	63.1
1971	Stephen Brindle.....	70.0
1972	Stephen Brindle.....	72.1
1973	David Lacross ...	70.0
1974	Barry Hollar.....	64.1
1975	Harry Thomas.....	62.2
1976	Harry Thomas.....	70.2
1977	Steven Norwood.....	59.1
1978	Marty Moore.....	54.0
1979	Paul Voigt.....	72.2
1980	Ricky Horton.....	66.2
1981	Mike Gordon.....	90.3
1982	Mike Gordon.....	81.2
1983	John Kampschror.....	66.1
1984	Tim Burcham.....	81.2
1985	Tim Burcham.....	117.0
1986	Andy Kavulich.....	81.0
1987	David Sammons.....	76.2
1988	Doug Johns.....	69.2
1989	Keith Seller.....	74.2
1990	Keith Seiler.....	64.1
1991	Kent Kruse.....	87.1
1992	Frank Lankford.....	84.0
1993	Frank Lankford.....	88.1
1994	Yates Hall.....	72.2
1995	Seth Greisinger.....	97.2
1996	Seth Greisinger.....	123.0
1997	Casey Kennedy.....	81.2
1998	Casey Kennedy.....	91.1
1999	Brandon Creswell.....	90.1
2000	Brandon Creswell.....	87.1
2001	Brandon Creswell.....	100.0
2002	Jeff Kamrath.....	96.0
2003	Andrew Dobies.....	79.2
2004	Andrew Dobies.....	108.1
2005	Jeff Kamrath.....	101.2
2006	Jacob Thompson.....	100.1
2007	Jacob Thompson.....	114.0
2008	Pat McAnaney.....	83.1
2009	Danny Hultzen.....	95.1
2010	Danny Hultzen.....	106.2
2011	Danny Hultzen.....	118.0
2012	Branden Kline.....	93.2
2013	Scott Silverstein.....	91.1
2014	Brandon Waddell.....	114.0
2015	Connor Jones....	115.2

WINS

1964	Ned Turnbull.....	4
1965	Larry Gammon.....	4
1966	Ned Turnbull.....	3
1967	Keith Liskey.....	5
1968	William Kelley.....	3
1969	Richard Spigone.....	7
1970	Richard Spigone.....	5
1971	Stephen Brindle.....	7
1972	Stephen Brindle.....	5
1973	Stephen Brindle.....	4
1974	Harry Thomas.....	5
1975	Scott Gardner.....	6
1976	Greg Haden.....	5
1977	West Lescanec.....	3
1978	West Lescanec.....	4
1979	Paul Voigt.....	6
1980	West Lescanec.....	5
1981	Mike Gordon/ Charlie Thomas.....	6
1982	John Kampschror.....	5
1983	John Kampschror.....	3
1984	Tim Burcham.....	7
1985	Tim Burcham.....	11
1986	Andy Kavulich.....	7
1987	Andy Kavulich.....	5
1988	Mike Long.....	6
1989	Keith Seller.....	6
1990	Doug Johns.....	4
1991	Steve Lindner.....	5
1992	Frank Lankford.....	5
1993	Tom Crowley.....	5
1994	Yates Hall.....	6
1995	Seth Greisinger.....	6
1996	Seth Greisinger.....	12
1997	Geoff Zawatski.....	7
1998	Kevin Shrout.....	6
1999	Brandon Creswell.....	6
2000	Brandon Creswell.....	5
2001	Brandon Creswell.....	7
2002	Jeff Kamrath.....	7
2003	Joe Koshansky.....	7
2004	Matt Avery.....	7
2005	Jeff Kamrath.....	9
2006	Sean Doolittle.....	11
2007	Jacob Thompson.....	11
2008	Matt Packer.....	6
2009	Danny Hultzen/ Andrew Caraway/ Hultzen.....	7
2010	Danny Hultzen.....	9
2011	Danny Hultzen.....	11
2012	Danny Hultzen.....	12
2013	Shane Halley.....	9
2014	Scott Silverstein.....	10
2015	Brandon Waddell.....	10
2015	Connor Jones/ Josh Sborz.....	7

ERA

1964	Earle Wentz.....	1.50
1965	Larry Gammon.....	1.38
1966	Ned Turnbull.....	3.02
1967	Keith Liskey.....	2.25
1968	Hunter Hollar.....	3.00
1969	Edward Kihm.....	1.88
1970	Richard Spigone.....	2.36
1971	Edward Kihm.....	1.76
1972	William Judkins.....	1.47
1973	Dave Lacross.....	1.67
1974	Bill Harvey.....	1.50
1975	Scott Gardner.....	2.43
1976	Greg Haden.....	3.57
1977	Steven Norwood.....	1.90
1978	West Lescanec.....	2.09
1979	Paul Voigt.....	2.60
1980	Ricky Horton.....	2.70
1981	John Kampschror.....	3.36
1982	Todd Kirtley.....	4.15
1983	Andy Koontz.....	3.38
1984	Tim Burcham.....	2.53
1985	Tim Burcham.....	1.77
1986	Bob Dement.....	2.70
1987	David Sammons.....	4.93
1988	Adam Syrek.....	2.83
1989	Kevin Stock.....	3.04
1990	Tony Moore.....	4.30
1991	Steve Lindner.....	1.43
1992	Deron Dowhower.....	2.25
1993	Don Lelroy.....	3.00
1994	Derrick Cusick.....	3.54
1995	Patrick Daneker.....	3.57
1996	Seth Greisinger.....	1.76
1997	Andy Lee.....	2.70
1998	Bradley Nuckols.....	2.52
1999	Jon Metzger.....	3.53
2000	Dan Street.....	0.69
2001	Dan Street.....	2.76
2002	Jeff Kamrath.....	3.28
2003	Mike Ballard.....	1.93
2004	Casey Lambert.....	2.54
2005	Jeff Kamrath.....	2.12
2006	Sean Doolittle.....	2.38
2007	Jacob Thompson.....	1.50
2008	Matt Packer.....	1.14*
2009	Danny Hultzen.....	2.17
2010	Danny Hultzen.....	2.78
2011	Danny Hultzen.....	1.37
2012	Kyle Crockett.....	2.15
2013	Scott Silverstein.....	3.15
2014	Nathan Kirby.....	2.06
2015	Josh Sborz.....	1.60

STRIKEOUTS

1964	Larry Gammon.....	50
1965	Larry Gammon.....	30
1966	Ned Turnbull.....	84
1967	Keith Liskey.....	54
1968	William Kelley.....	42
1969	Richard Spigone.....	77
1970	Richard Spigone.....	63
1971	Edward Kihm.....	67
1972	Stephen Brindle.....	53
1973	Dave Lacross.....	48
1974	Barry Hollar.....	55
1975	Harry Thomas.....	42
1976	Harry Thomas.....	65
1977	Steven Norwood.....	68
1978	Marty Moore.....	43
1979	Paul Voigt.....	62
1980	Ricky Horton.....	70
1981	Mike Gordon.....	87
1982	Mike Gordon.....	46
1983	Tim Burcham.....	39
1984	Tim Burcham.....	87
1985	Tim Burcham.....	146
1986	Andy Kavulich.....	58
1987	David Sammons.....	51
1988	Doug Johns.....	55
1989	Keith Seller.....	63
1990	Kent Kruse.....	58
1991	Kent Kruse.....	76
1992	Frank Lankford.....	62
1993	Frank Lankford.....	81
1994	Yates Hall.....	104
1995	Seth Greisinger.....	97
1996	Seth Greisinger.....	141
1997	Casey Kennedy.....	48
1998	Kevin Shrout.....	93
1999	Brandon Creswell.....	84
2000	Kevin Shrout.....	61
2001	Brandon Creswell.....	75
2002	Jeff Kamrath.....	67
2003	Andrew Dobies.....	72
2004	Andrew Dobies.....	109
2005	Jeff Kamrath.....	80
2006	Sean Doolittle.....	108
2007	Jacob Thompson.....	101
2008	Pat McAnaney.....	93
2009	Danny Hultzen.....	107
2010	Danny Hultzen.....	123
2011	Danny Hultzen.....	165
2012	Branden Kline.....	94
2013	Brandon Waddell.....	84
2014	Nathan Kirby.....	112
2015	Connor Jones.....	113

ACC leader denoted in **bold**
* denotes NCAA leader

SINGLE-SEASON TEAM RECORDS

BATTING

Batting Average	
1. .333	1985
2. .331	2010
3. .328	1981
4. .327	2009
5. .325	1988
6. .322	2006
7. .317	1986
8. .314	2007
9. .312	2013
10. .307	2000

At-Bats	
1. 2343	2009
2. 2334	2011
3. 2310	2015
4. 2305	2014
5. 2295	2010
6. 2162	1996
7. 2157	2013
8. 2156	2007
9. 2131	2006
10. 2102	2008

Hits	
1. 767	2009
2. 759	2010
3. 709	2011
4. 687	2006
5. 673	2013
6. 667	2007
7. 645	2014
8. 626	2015
626	1985
10. 609	2008

Runs	
1. 525	2010
2. 507	2009
3. 489	2013
4. 471	2011
5. 467	1985
6. 464	2006
7. 438	1988
8. 435	2007
9. 416	2004
10. 409	2012

Runs/Game	
1. 8.65	1985
2. 8.42	1988
3. 8.08	2010
4. 7.98	1981
5. 7.80	2009
7.80	1982
7. 7.48	2006
8. 7.47	1986
9. 7.26	1997
10. 7.13	2007

Doubles	
1. 160	2010
2. 148	2011
3. 138	2009
4. 134	2013
5. 125	1985
6. 122	2006
7. 122	1997
8. 120	2008
9. 115	2007
10. 111	2002

Triples	
1. 32	2012
32	2010
3. 31	2013
4. 28	2009
5. 27	1993
6. 22	2006
7. 20	2004
8. 18	2008
9. 17	2001
17	1989

Home Runs	
1. 67	1988
2. 62	1996
3. 61	2010
4. 60	2002
5. 59	2009
59	1998
7. 58	1997
8. 57	1986
9. 55	1982
10. 52	1990

Home Runs/Game	
1. 1.41	1978
2. 1.29	1988
3. 1.16	1986
4. 1.12	1982
5. 1.07	1998
1.07	1997
7. 1.05	2002
8. 1.04	1987
9. 0.96	1990
10. 0.95	1996

Runs Batted In	
1. 484	2010
2. 468	2009
3. 458	2013
4. 432	2011
5. 416	2006
6. 411	1985
7. 396	2007
8. 379	2012
9. 371	1988
10. 366	2004

Total Bases	
1. 1166	2010
2. 1138	2009
3. 998	2013
4. 964	2011
5. 928	2006
6. 922	1985
7. 920	2007
8. 907	1988
9. 893	2002
10. 870	2014

Slugging Pct.	
1. .508	2010
2. .499	1988
3. .486	2009
4. .470	1978
.470	1997
6. .463	2013
7. .448	2002
8. .440	1981
9. .439	1987
10. .435	2006

On Base Pct.	
1. .421	1985
2. .420	1983
3. .414	1986
4. .413	2010
5. .411	2006
6. .408	2013
7. .407	1984
8. .401	2009
9. .400	2012
.400	2007

Sacrifice Bunts	
1. 87*	2014
2. 85	2012
3. 63	2006
4. 60	2011
5. 57	2004
6. 54	2015
7. 53	2007
8. 51	2005
9. 50	2013
10. 44	2003

Sacrifice Flies	
1. 50	2010
2. 45	2013
3. 40	2009
4. 39	2006
5. 37	2011
6. 36	2012
7. 35	1985
8. 32	2007
9. 31	2008
10. 30	1997

Stolen Bases	
1. 134	2008
2. 128	2007
3. 125	1990
4. 119	2009
5. 115	2006
6. 98	2004
7. 93	2010
8. 90	2011
9. 86	1997
10. 85	1988

Stolen Bases/Game	
1. 2.31	1990
2. 2.16	2008
3. 2.09	2007
4. 2.04	1981
5. 1.85	2006
6. 1.83	2009
7. 1.69	1982
8. 1.66	2004
9. 1.63	1988
10. 1.59	1997

Hit By Pitch	
1. 102	2011
2. 98	2012
3. 86	2006
4. 77	2005
5. 76	2004
6. 74	2007
7. 73	2014
8. 70	2013
9. 68	2015
10. 62	2010

PITCHING

ERA	
1. 1.77	1950
2. 2.23	2014
2.23	1971
4. 2.24	2011
5. 2.43	1968
6. 2.74	2005
7. 2.81	2007
2.81	1965
2.81	1970
10. 2.91	1967

Innings Pitched	
1. 626.0	2014
2. 613.1	2015
3. 612.0	2011
4. 583.0	2009
5. 581.1	2010
6. 563.1	1996
7. 556.2	2013
8. 553.2	2007
9. 551.1	2006
10. 548.0	2008

Strikeouts	
1. 664	2011
2. 593	2009
3. 561	2014
4. 551	2008
5. 550	2015
6. 547	2010
7. 519	2006
8. 493	2013
9. 451	2012
451	1998

Strikeouts/9 Inn.	
1. 10.88	1949
2. 9.76	2011
3. 9.15	2009
4. 9.12	1994
5. 9.05	2008
6. 8.60	1950
7. 8.52	1998
8. 8.47	2010
8.47	2006
10. 8.22	1985
8.22	1995

BB/9 Innings	
1. 1.72	1947
2. 2.28	2011
3. 2.36	2013
4. 2.55	2006
5. 2.71	2007
6. 2.72	1967
7. 2.74	2005
8. 2.78	2009
9. 2.87	2014
10. 2.97	2004

Complete Games	
1. 22	1974
2. 12	2001
12	1965
12	1967
12	1968
12	1982
7. 11	1996
8. 10	1986
9. 7	1993
10. 6	2000

Saves	
1. 25	2015
25	2010
3. 24	2014
4. 21	2011
5. 19	2008
6. 18	2009
7. 17	2005
8. 16	2013
9. 15	2007
10. 14	1991

Shutouts	
1. 16*	2011
2. 11	2005
3. 10	2006
4. 9	2013
9	2007
6. 8	2014
7. 6	1996
8. 5	2009
5	2003
10. 4	2015

MISC.

Fielding Pct.	
1. .981*	2014
2. .978	2011
3. .977	2010
4. .975	2005
5. .973	2004
6. .972	2012
.972	2009
8. .971	2015
.971	2007
10. .970	2006

Team Wins	
1. 56	2011
2. 53	2014
3. 51	2010
4. 50	2013
5. 49	2009
6. 47	2006
7. 45	2007
8. 44	2015
44	2004
44	1996

Team Losses	
1. 35	1999
2. 34	1994
3. 32	2002
32	1990
5. 31	2001
31	2000
7. 30	1993
30	1992
30	1987
10. 29	1995

Consecutive Wins	
1. 19	2009
2. 14	2013
14	2010
14	2004
5. 13	2011
13	2007
7. 12	2011
12	2004
9. 11	2005
11	2008

*denotes ACC records

NATIONAL AWARDS AND HONORS

ABCA ALL-AMERICANS

1996	Seth Greisinger, P	1st
2006	Sean Doolittle, UTL	2nd
2007	Jacob Thompson, RHP	1st
2009	Danny Hultzen, UTL	1st
2009	Jarrett Parker, OF	2nd
2010	Danny Hultzen, LHP	1st
2010	Kevin Arico, RHP	2nd
2011	Danny Hultzen, LHP	1st
2011	Branden Kline, RHP	2nd
2011	John Hicks, C	3rd
2013	Mike Papi, OF	1st
2014	Nathan Kirby, SP	1st
2014	Nick Howard, RP	2nd

BASEBALL AMERICA ALL-AMERICANS

1985	Tim Burcham, P	2nd
1994	Brian Buchanan, OF	1st
1996	Seth Greisinger, P	1st
2004	Joe Koshansky, UTL	3rd
2005	Ryan Zimmerman, 3B	2nd
2006	Sean Doolittle, UTL	2nd
2007	Jacob Thompson, RHP	1st
2009	Jarrett Parker, OF	2nd
2009	Danny Hultzen, UTL	3rd
2010	Danny Hultzen, LHP	2nd
2011	Danny Hultzen, UTL	1st
2013	Mike Papi, OF	1st
2014	Nathan Kirby, LHP	1st

COLLEGIATE BASEBALL/LOUISVILLE SLUGGER ALL-AMERICANS

1994	Brian Buchanan, OF	2nd
1996	Seth Greisinger, P	1st
2004	Joe Koshansky, UTL	2nd
2006	Sean Doolittle, 1B	2nd
2007	Jacob Thompson, RHP	1st
2007	Sean Doolittle, UTL	3rd
2009	Jarrett Parker, OF	3rd
2010	Kevin Arico, RHP	1st
2010	Danny Hultzen, LHP	1st
2010	Phil Gosselin, OF	3rd
2011	Danny Hultzen, UTL	1st
2011	Branden Kline, RHP	2nd
2011	John Hicks, C	3rd
2014	Nathan Kirby, LHP	1st
2014	Nick Howard, RHP	3rd
2015	Matt Thaiss, C	3rd

COLLEGE BASEBALL INSIDER ALL-AMERICANS

2004	Joe Koshansky, UTL	1st
2004	Ryan Zimmerman, 3B	HM
2006	Sean Doolittle, UTL	2nd
2007	Jacob Thompson, SP	1st



Seth Greisinger

NCBWA ALL-AMERICANS

2005	Ryan Zimmerman, 3B	3rd
2006	Sean Doolittle, UTL	2nd
2007	Jacob Thompson, SP	1st
2008	Michael Schwimer, RP	3rd
2009	Danny Hultzen, UTL	2nd
2009	Jarrett Parker, OF	2nd
2010	Kevin Arico, RP	1st
2010	Danny Hultzen, SP	1st
2010	Phil Gosselin, OF	3rd
2011	Danny Hultzen, UTL	1st
2011	Branden Kline, RP	2nd
2011	Will Roberts, SP	2nd
2013	Kyle Crockett, RP	3rd
2014	Nathan Kirby, SP	2nd
2015	Matt Thaiss, C	3rd

RIVALS.COM ALL-AMERICANS

2007	Jacob Thompson, SP	1st
2007	Sean Doolittle, UTL	2nd
2009	Jarrett Parker, OF	1st
2010	Danny Hultzen, LHP	1st

PERFECT GAME ALL-AMERICANS

2011	Danny Hultzen, UTL	1st
2011	Branden Kline, RP	2nd
2013	Mike Papi, OF	2nd
2014	Nathan Kirby, SP	1st
2014	Nick Howard, RP	2nd
2014	Mike Papi, DH	2nd

USA TODAY SPORTS WEEKLY ALL-AMERICANS

2004	Joe Koshansky, UTL	2nd
------	--------------------	-----

JOHN OLERUD TWO-WAY PLAYER AWARD

2011	Danny Hultzen
------	---------------

LOWE'S SENIOR CLASS AWARD

2011	Tyler Wilson
------	--------------

ABCA NATIONAL COACH OF YEAR

2015	Brian O'Connor
------	----------------

BASEBALL AMERICA NATIONAL COACH OF YEAR

2015	Brian O'Connor
------	----------------

COLLEGIATE BASEBALL NATIONAL COACH OF YEAR

2015	Brian O'Connor
------	----------------

D1BASEBALL NATIONAL COACH OF YEAR

2015	Brian O'Connor
------	----------------

COLLEGE BASEBALL INSIDER NATIONAL COACH OF YEAR

2004	Brian O'Connor
2009	Brian O'Connor

NCBWA NATIONAL COACH OF YEAR

2009	Brian O'Connor
------	----------------

PERFECT GAME NATIONAL COACH OF YEAR

2015	Brian O'Connor
------	----------------

BASEBALL AMERICA FRESHMAN ALL-AMERICANS

2005	Sean Doolittle, UTL	1st
2006	Jacob Thompson, RHP	1st
2006	David Adams, 2B	2nd
2009	Danny Hultzen, UTL	1st
2015	Pavin Smith, OF	2nd

COLLEGIATE BASEBALL/LOUISVILLE SLUGGER FRESHMAN ALL-AMERICANS

2005	Sean Doolittle, UTL
2005	Robert Poutier, RHP
2005	Pat McAnaney, LHP
2006	David Adams, IF
2006	Jeremy Farrell, IF
2006	Greg Miclat, IF
2006	Jacob Thompson, RHP
2008	Dan Grovatt, OF
2009	Danny Hultzen, UTL
2009	Steven Proscia, IF
2012	Derek Fisher, OF
2013	Joe McCarthy, OF
2014	Daniel Pinero, SS
2015	Pavin Smith, OF
2015	Adam Haseley, UTL

D1BASEBALL FRESHMAN ALL-AMERICANS

2015	Pavin Smith, DH	2nd
------	-----------------	-----

NCBWA FRESHMAN ALL-AMERICANS

2009	Danny Hultzen, UTL	1st
2012	Derek Fisher, OF	2nd
2013	Joe McCarthy, OF	1st

POSTSEASON AWARDS AND HONORS

ACC TOURNAMENT MVP

- 1996 Seth Greisinger, P
- 2009 Dan Grovatt, OF
- 2011 Steven Proscia, 3B

ALL-ACC TOURNAMENT

- 1989 Chris Kughn, OF
- 1990 Kevin O'Sullivan, C
- 1991 Jason Cook, SS
- Kevin O'Sullivan, C
- 1996 E.J. Anderson, DH
- John Galloway, OF
- Seth Greisinger, P
- Adam Robinson, SS
- Brian Sherlock, 3B
- Symmion Willis, OF
- 2000 Jon Benick, 1B
- Tim LaVigne, SS
- 2003 Joe Koshansky, UTL
- 2005 Matt Avery, RHP
- Sean Doolittle, UTL
- Tom Hagan, 1B/DH
- Scott Headd, C
- Kyle Werman, 2B
- Ryan Zimmerman, 3B
- 2008 David Coleman, OF
- 2009 Dan Grovatt, OF
- Danny Hultzen, UTL
- Franco Valdes, C
- 2011 Steven Proscia, 3B
- Kenny Swab, OF
- Chris Taylor, SS
- 2012 Colin Harrington, OF
- 2013 Reed Gragnani, 2B
- 2014 Nick Howard, UTL

NCAA REGIONAL ALL-TOURNAMENT TEAM

- 2004 **Charlottesville**
- Matt Avery, P
- Scott Headd, C
- Tim Henry, OF
- Joe Koshansky, 1B
- Ryan Zimmerman, 3B
- 2005 **Corvallis**
- Kyle Werman, 2B
- 2006 **Charlottesville**
- Sean Doolittle, 1B
- Brandon Guyer, OF
- 2007 **Charlottesville**
- Sean Doolittle, P
- Beau Seabury, C
- 2008 **Fullerton**
- John Barr, OF
- 2009 **Irvine**
- Franco Valdes, C (MOP)
- Danny Hultzen, LHP
- Phil Gosselin, 2B
- Jarrett Parker, OF
- Steven Proscia, 3B
- 2010 **Charlottesville**
- John Barr, DH
- Phil Gosselin, OF
- John Hicks, 1B
- Branden Kline, P
- Jarrett Parker, OF
- Franco Valdes, C

- 2011 **Charlottesville**
- Danny Hultzen, P/DH (MOP)
- John Barr, OF
- John Hicks, C
- David Coleman, OF
- Steven Proscia, 3B
- Will Roberts, P
- Chris Taylor, SS
- 2012 **Charlottesville**
- Nate Irving, C
- Stephen Bruno, 3B
- 2013 **Charlottesville**
- Kyle Crockett, P (MOP)
- Nick Howard, SS
- Nate Irving, C
- Joe McCarthy, OF
- Scott Silverstein, P
- Kenny Towns, 3B
- 2014 **Charlottesville**
- Nathan Kirby, P (MOP)
- Brandon Downes, OF
- Derek Fisher, OF
- John La Prise, 3B
- Artie Lewicki, P
- Mike Papi, 1B
- 2015 **Lake Elsinore**
- Adam Haseley, OF
- Pavin Smith, OF
- Kenny Towns, 3B
- Brandon Waddell, SP



Brandon Waddell

COLLEGE WORLD SERIES ALL-TOURNAMENT TEAM

- 2009 Tyler Cannon, SS
- 2014 Branden Cogswell, 2B
- Brandon Downes, OF
- Nate Irving, C
- Artie Lewicki, P
- Brandon Waddell, P
- 2015 Josh Sborz, P (MOP)
- Ernie Clement, 2B
- Daniel Pinero, SS
- Kenny Towns, 3B
- Brandon Waddell, P

ELITE 89 AWARD

- 2015 Thomas Woodruff



John Hicks



Artie Lewicki

USA BASEBALL

Eight Virginia players have represented the United States with USA Baseball National Teams. The full list is below:

Name	Pos.	Year	Tournament (Place)
Bill Narleski	INF	1986	World Championships (Bronze Medal)
Seth Greisinger	P	1996	Olympics (Bronze Medal)
Ryan Zimmerman	INF	2004	World University Games (Gold Medal)
Sean Doolittle	INF/P	2005	FISU World Championship (Champions)
		2006	FISU World Championships (Champions)
Mark Reynolds	INF	2006	Won Olympic qualifying tournament
Jacob Thompson	P	2007	Pan American Games (Silver Medal)
Branden Kline	P	2011	N/A
Matt Thaiss	C	2015	N/A

ACC AWARDS AND HONORS

ACC TEAM CHAMPIONSHIPS

Regular Season

1972*
1985
2010 (Coastal Division)
2011 (Coastal Division)

Tournament

1996*
2009*
2011*
*Official ACC champion

ACC COACH OF YEAR

1985 Dennis Womack
2004 Brian O'Connor
2010 Brian O'Connor
2011 Brian O'Connor
2013 Brian O'Connor
2014 Brian O'Connor

ACC PLAYER OF YEAR

2004 Joe Koshansky
2006 Sean Doolittle

ACC PITCHER OF YEAR

2010 Danny Hultzen
2011 Danny Hultzen
2014 Nathan Kirby

ACC FRESHMAN OF YEAR

2009 Danny Hultzen
2013 Joe McCarthy

ACC ALL-ACADEMIC TEAM

2006 Andrew Carraway
Tom Hagan
Tim Henry
2007 Andrew Carraway
Neal Davis
Brandon Marsh
Mike Mitchell
2008 Andrew Carraway
Neal Davis
Dan Grovatt
Jarrett Parker
2009 Phil Gosselin
Dan Grovatt
Danny Hultzen
Robert Morey
Robert Poutier
2010 Neal Davis
Danny Hultzen
Branden Kline
Robert Morey
2011 Danny Hultzen
Whit Mayberry
Tyler Wilson
Cody Winiarski
2012 Colin Harrington
Nate Irving
Branden Kline
2013 Nate Irving
Whit Mayberry
Scott Silverstein
2014 Whit Mayberry
Mike Papi
Daniel Pinero
Brandon Waddell
2015 Brandon Waddell
Thomas Woodruff

ALL-ACC TEAMS

1956 Chuck Arnold, OF1st
Bob Hardy, 1B 2nd
1957 Herb Busch, P 2nd
Chuck Arnold, OF 2nd
1959 Reece Whitley, C1st
1961 Bill Timberlake, 2B1st
1962 Bill Spencer, P1st
George Farson, C 2nd
Pete Limburg, 2B 2nd
1963 Carl Gibson, 2B 2nd
Larry Tate, OF 2nd
1964 John Pincavage, OF 2nd
1965 John Pincavage, OF1st
Larry Gammon, P 2nd
Ned Turnbull, P 2nd
1966 Steve Bryant, OF 2nd
1969 Steve Bryant, OF1st
1970 Mike Cubbage, SS 2nd
Mike Cubbage, SS1st
1971 Sam Beale, C 2nd
Ed Kihm, P 2nd
Steve Sroba, OF 2nd
1972 Robbin Marvin, OF1st
1972 Steve Sroba, OF 2nd
1973 Dean Pallotta, SS1st
Dave Bratt, OF 2nd
Steve Sroba, OF 2nd
1974 Dean Pallotta, SS1st
Dan Bernstein, C 2nd
Harry Thomas, P 2nd
Jon Williams, 3B 2nd
1975 Peter Anderson, OF1st
Dean Pallotta, SS 2nd
1976 Bob Emerson, 2B1st
Tony Zentgraf, 3B1st
1977 Duke Duncan, 1B 2nd
Steve Norwood, P 2nd
1978 David Duff, C1st
Duke Duncan, 1B1st
Steve Norwood, P 2nd
Drew Schuett, OF 2nd
1979 Drew Schuett, OF1st
Paul Voigt, P1st
Jeff Musser, OF 2nd
1980 Mark Meleski, SS1st
Rickey Horton, P 2nd
Jeff Musser, OF 2nd
1981 Mark Meleski, SS1st
Jay West, OF1st
1982 Glenn Harris, 1B 2nd
1982 Steve Heon, 2B 2nd
George Priftis, 3B 2nd
1983 George Priftis, 2B1st
Tony Latham, OF1st
1985 Tim Burcham, P1st
Jeff Booker, 1B 2nd
Bill Narleski, SS 2nd
1986 Bob Dement, P1st
Bill Narleski, SS1st
Keith Kowalski, 2B 2nd
1987 Bill Narleski, SS 2nd
1988 Kevin McDonald, OF 2nd
1989 Chris Kughn, OF1st
Keith Lee, DH 2nd
1990 Kevin O'Sullivan, C1st
Bobby Rivell, 2B1st
Steve Cunha, OF 2nd
Mike Lindner, 1B 2nd
1991 Kevin O'Sullivan, C1st
Todd Ruyak, P 2nd
Kevin Stock, UTL 2nd
1993 Tom Crowley, 2B1st
1994 Brian Buchanan, OF1st
1995 Justin Counts, UTL 2nd

1996 Seth Greisinger, P 2nd
Adam Robinson, SS 2nd
1997 Adam Robinson, SS 2nd
1999 Jon Benick, UTL 2nd
2000 Jon Benick, UTL1st
Tim LaVigne, SS 2nd
Robbie Marvin, 2B 2nd
2001 Brandon Creswell, P1st
Dan Street, UTL1st
2002 Dan Street, DH 2nd
Jeff Kamrath, SP 2nd
2003 Joe Koshansky, UTL1st
2004 Joe Koshansky, UTL1st
Ryan Zimmerman, 3B1st
Mark Reynolds, SS 2nd
Andrew Dobies, P 2nd
2005 Jeff Kamrath, RHP1st
Sean Doolittle, UTL 2nd
Ryan Zimmerman, 3B 2nd
2006 Sean Doolittle, UTL1st
Tom Hagan, 1B1st
Jacob Thompson, RHP 2nd
Brandon Marsh, OF 2nd
2007 Sean Doolittle, UTL1st
Brandon Guyer, OF1st
Jacob Thompson, RHP1st
David Adams, 2B 2nd
Casey Lambert, LHP 2nd
2008 Greg Miclat, SS1st
Pat McAnaney, LHP 2nd
2009 Tyler Cannon, SS1st
Phil Gosselin, 2B1st
Dan Grovatt, OF1st
Danny Hultzen, UTL1st
Jarrett Parker, OF1st
2010 Kevin Arico, RHP1st
Phil Gosselin, OF1st
Danny Hultzen, LHP1st
Tyler Cannon, SS 2nd
Robert Morey, RHP 2nd
Jarrett Parker, OF 2nd
Keith Werman, 2B 2nd
2011 David Coleman, OF1st
John Hicks, C1st
Danny Hultzen, LHP1st
Branden Kline, RHP1st
Steven Proscia, 3B1st
John Barr, OF 2nd
Tyler Wilson, RHP 2nd
2012 Branden Kline, SP 2nd
Justin Thompson, RP 2nd
Keith Werman, 2B 2nd
2013 Kyle Crockett, RP1st
Reed Gagnani, 2B1st
Nick Howard, UTL1st
Mike Papi, OF1st
Branden Cogswell, SS 2nd
Joe McCarthy, OF 2nd
2014 Branden Cogswell, 2B1st
Nick Howard, UTL1st
Nathan Kirby, SP1st
Joe McCarthy, OF1st
Mike Papi, 1B1st
Nate Irving, C 3rd
Daniel Pinero, SS 3rd
Brandon Waddell, SP 3rd
2015 Nathan Kirby, SP1st
Daniel Pinero, SS 2nd
Josh Sborz, RP 2nd
Kenny Towns, 3B 2nd

ACC ALL-FRESHMAN TEAM

2015 Adam Haseley, OF
Pavin Smith, OF/1B

1934 CAVALIERS



YEAR-BY-YEAR RESULTS

1889 (7-0)

COACH: unknown

CAPTAIN: Harry S. Bailey

MANAGER: Felix H. Levy

Richmond Col.	W, 13-4
Washington & Lee	W, 24-9
Episcopal HS	W, 22-10
Navy	W, 11-2
VMI	W, 19-4
Washington & Lee	W, 18-5
Johns Hopkins	W, 6-4

1890 (4-8)

COACH: unknown

CAPTAIN: A. Lee Thurman

MANAGER: J. R. A. Hobson

Lehigh	L, 6-10
Lehigh	L, 6-9
Richmond Col.	L, 5-9
Lafayette	W, 15-3
Pennsylvania	L, 4-5
VMI	W, 13-7
Johns Hopkins	W, 7-1
Lehigh	L, 4-6
Lafayette	L, 6-7
Pennsylvania	L, 2-25
Princeton	L, 4-9
Johns Hopkins	W, 11-0

1891 (16-5)

COACH: unknown

CAPTAIN: Buchanan Schley, Jr.

MANAGER: R. D. Anderson

Boston Association	L, 4-6
Boston Association	L, 1-19
Dartmouth	W, 18-4
Dartmouth	W, 5-0
Lafayette	L, 2-6
Lafayette	W, 15-0
Washington & Lee	W, 21-4
VMI	W, 24-0
North Carolina	W, 6-1
Johns Hopkins	L, 13-16
Swarthmore	W, 14-2
Swarthmore	W, 7-4
ODU of Richmond	W, 8-0
All Virginia	W, 18-0
Cornell	W, 1-0
Olympics of Louisville	W, 5-0
Pastimes of Baltimore	W, 9-0
Johns Hopkins	L, 1-2
Johns Hopkins	W, 13-3
Columbian Ath. Club	W, 4-1
Columbian Ath. Club	W, 11-3

1892 (9-8-1)

COACH: unknown

CAPTAIN: Mendell L. Smith

MANAGER: J. Breckenridge

Robertson

Boston	L, 0-22
Boston	L, 3-19
Vermont	L, 1-10
Dartmouth	W, 11-2

Lafayette W, 20-12

Lafayette W, 12-0

Lehigh L, 6-9

Lehigh W, 8-6

Princeton L, 0-10

Vanderbilt L, 4-5

North Carolina W, 5-2

North Carolina L, 5or4-6or7

Johns Hopkins W, 6-5

Washington & Lee T, 2-2

Baltimore Y.M.C.A. W, 8-4

Hampden-Sydney W, 9-7

Columbian Ath. Club L, 5-8

Columbian Ath. Club W, 7-2

1893 (10-5-1)

COACH: unknown

CAPTAINS: Murray M. McGuire and

Mendell L. Smith

MANAGER: R. D. Anderson

Yale L, 8-14

Yale L, 4-11

Harvard T, 1-1

Vermont W, 6-5

Vermont L, 4-7

North Carolina W, 5-2

Lafayette W, 11-2

Lafayette W, 15-4

Univ. of the South W, 13-5

Randolph-Macon W, 16-0

World's Fair Baseball Tourney

June

26 Illinois W, 11-7

29 Wisconsin W, 14-4

July

1 Illinois W, 11-7

6 Wesleyan Univ. W, 6-0

11 Amherst L, 6-8

12 Yale L, 2-6

Note: Virginia finished second in eight-team field behind Yale.

1894 (9-7)

COACH: unknown

CAPTAIN: Mendell L. Smith

MANAGER: J. Breckenridge

Robertson

Columbia W, 6-1

Lehigh W, 11-4

Yale L, 4-28

Yale L, 11-13

Vermont L, 5-12

Vermont W, 11-8

Baltimore L, 0-28

Baltimore L, 5-11

Columbia W, 23-5

Wake Forest W, 5-2

Penn State Col. W, 14-4

Georgetown W, 3-2

North Carolina L, 2-4

North Carolina W, 10-2

Lafayette L, 3-7

Lafayette W, 7-5

1895 (10-7)

COACH: unknown

CAPTAIN: J. Garnett Nelson

MANAGER: Jonathan Bryan

New York L, 0-12

St. Albans W, 11-3

Vermont (10) W, 3-2

Vermont W, 13-5

Rutgers W, 9-2

Lehigh W, 15-9

Yale L, 9-15

Yale L, 3-6

Washington & Lee W, 13-0

Franklin & Marshall W, 8-1

Franklin & Marshall W, 5-0

Georgetown W, 5-3

Pennsylvania L, 3-8

Cornell L, 0-6

Cornell L, 2-11or6

Georgetown L, 2-16

North Carolina L, 7-0

1896 (7-10)

COACH: unknown

CAPTAIN: Murray M. McGuire

MANAGER: McLane Tilton, Jr.

Lehigh W, 25-3

Princeton L, 4-5

Yale L, 4-12

Yale L, 7-8

Johns Hopkins W, 15-8

Hobart L, 4-7

Hobart L, 2-3

Trinity W, 6-4

North Carolina L, 6-14

St. John's W, 18-12

St. Albans W, 4-3

Cornell W, 6-5

Georgetown L, 11-31

Georgetown L, 0-7

Pennsylvania L, 2-3

Lehigh L, 6-10

Princeton W, 10-6

1897 (8-5)

COACH: unknown

CAPTAIN: John Lawrence, Vick

Bonney

MANAGER: Elbert Lee Trinkle

Woodberry Forest W, 14-4

Locust Dale W, 18-6

North Carolina W, 7-6

Wake Forest W, 10-3

Vermont W, 14-1

Vermont W, 12-4

Lafayette L, 11-9

Pennsylvania L, 7-13

Lehigh L, 3-8

Yale W, 13-5

Yale L, 13-15

Princeton L, 3-9

North Carolina W, 10-4

1898 (15-8)

COACH: unknown

CAPTAIN: John Lawrence Vick

Bonney

MANAGER: Don Preston Peters

McCabe's School W, 27-2

Episcopal HS W, 5-3

Woodberry Forest W, 11-5

Pantops Academy W, 12-5

Lafayette W, 12-8

Lehigh W, 13-3

Yale W, 9-0

Yale L, 0-5

Princeton W, 14-10

Harvard L, 5-7

Richmond L, 6-8

Richmond L, 12-19

Washington & Lee W, 2-1

Washington & Lee W, 20-0

Georgetown W, 13-6

St. John's W, 26-5

Georgetown W, 9-5

Georgetown L, 7-10

Pennsylvania L, 3-9

Princeton L, 5-9

St. Paul's W, 19-2

Wesleyan L, 4-6

Yale W, 4-0

1899 (13-6)

COACH: unknown

CAPTAIN: W. A. Martin

MANAGER: A. W. Aston

Episcopal HS W, 7-1

Lafayette W, 7-5

Cornell W, 14-5

Lehigh W, 8-3

Yale W, 10-3

Yale W, 10-4

Princeton W, 19-4

Princeton L, 6-18

Boston L, 3-14

Boston L, 1-15

Harvard L, 3-9

Pennsylvania W, 18-3

Pennsylvania W, 6-4

Georgetown L, 6-8

Maryland W, 10-2

St. Albans W, 23-3

Georgetown L, 5-6

West Virginia W, 8-5

Trinity W, 12-0

1900 (9-6)

COACH: unknown

CAPTAIN: Brodie C. Nalls

MANAGER: N. P. Cocke

Woodberry Forest W, 23-3

Episcopal HS W, 16-4

Cornell W, 6-5

Gallaudet W, 9-3

Franklin & Marshall L, 2-5

Lehigh L, 0-2

Howard L, 0-7

Yale L, 7-8

Princeton L, 3-9

Pennsylvania L, 7-8

Pennsylvania W, 19-4

Washington & Lee W, 12-0

VMI W, 22-0

Blacksburg W, 12-0

Roanoke Col. W, 17-2

1901 (12-8)

COACH: unknown

CAPTAIN: C. P. Carter

MANAGER: R. E. Lee Taylor

Bellevue HS W, 29-6

St. Albans W, 6-0

Locust Dale W, 12-2

Lafayette W, 10-9

Episcopal HS W, 12-0

Woodberry Forest W, 19-0

Lehigh W, 13-2

Boston (AL) L, 0-23

Yale L, 6-9

Princeton L, 10-19

Princeton L, 5-9

Harvard L, 5-8

Cornell L, 2-9

North Carolina W, 9-2

Georgetown L, 0-13

Maryland W, 16-13

Georgetown L, 6-9

Washington & Lee W, 9-8

Virginia Tech W, 8-3

Roanoke Col. W, 8-5

1902 (13-7-1)

COACH: unknown

CAPTAIN: C. P. Carter

MANAGER: Owsley Brown

Locust Dale W, 15-0

Miller's School W, 15-2

St. Albans L, 3-14

Lehigh W, 14-10

Pennsylvania L* forfeit

Yale (10) T, 2-2

Princeton L, 8-9

Princeton L, 2-16

Hobart W, 16-4

Cornell L, 10-14

Howard W, 8-11

Columbian W, 7-5

Washington & Lee W, 12-5

North Carolina (10) W, 5-4

North Carolina W, 9-7

William & Mary W, 27-1

Columbian L, 4-6

Princeton W, 14-1

Roanoke W, 10-1

North Carolina W, 11-1

Washington & Lee W, 11-3

* Losing 9-0, Virginia forfeited to Penn

YEAR-BY-YEAR RESULTS

1903 (15-6-1)

COACH: unknown
 CAPTAIN: J. Beverley Pollard
 MANAGER: Armistead M. Dobie

Miller School W, 8-4
 Woodberry School W, 15-0
 Locust Dale W, 12-1
 St. Alban's W, 10-1
 Lafayette W, 17-2
 Lafayette L, 2-12
 Pennsylvania W, 1-0
 Pennsylvania L, 1-3
 Gettysburg W, 3-2
 Syracuse L, 7-8
 Lehigh W, 4-0
 Yale L, 2-9
 Brown's School W, 6-1
 VMI W, 7-1
 Virginia Tech W, 14-2
 NC State W, 4-0
 North Carolina L, 3-10
 North Carolina T, 15-15
 Davidson W, 8-1
 Virginia Tech W, 13-4
 North Carolina L, 1-4
 Roanoke Col. W, 2-1

1904 (16-9)

COACH: unknown
 CAPTAIN: C. P. Stearns
 MANAGER: J. W. Somerville, Jr.

March
 12 Woodberry Forest L, 0-1
 17 Pantops Academy W, 6-0
 19 Fishburne Military W, 15-3
 22 St. Alban's W, 6-0
 23 Randolph-Macon W, 4-0
 25 Villanova W, 13-5
 26 Villanova L, 0-2
 29 St. John's W, 9-0
 30 Lafayette W, 10-2
 31 Lafayette W, 6-0

April
 2 Yale (1) L, 1-4
 4 Yale L, 4-7
 5 Lehigh W, 22-9
 6 Pennsylvania L, 1-7
 7 Pennsylvania L, 1-10
 9 Cornell W, 7-6
 12 Hampden-Sydney W, 7-0
 14 Virginia Tech W, 9-0
 16 at Navy L, 3-4
 18 vs. Harvard (2) L, 4-11
 19 Washington & Lee L, 1-7
 21 at NC State W, 11-3
 23 at North Carolina W, 9-2
 ? Columbia W, 11-7

May
 6 Johns Hopkins W, 15-5

1905 (17-7)

COACH: unknown
 CAPTAIN: J. M. Stucky
 MANAGER: H. N. Page, Jr.

March
 11 Woodberry Forest W, 3-1
 18 Miller School W, 6-1
 20 Fishburne Mil. Ac. W, 11-3
 25 West Virginia W, 7-1
 27 West Virginia L, 2-4
 29 William & Mary W, 22-0
 31 Lafayette W, 6-0

April
 1 Lafayette L, 1-6
 3 Penn State L, 2-13
 6 Pennsylvania W, 3-2
 7 vs. St. John's (3) W, 9-4
 8 at Navy W, 7-3
 15 Johns Hopkins W, 13-5
 17 Kentucky W, 7-4
 18 Davidson W, 4-3
 19 G. Washington W, 22-1
 20 St. John's W, 19-8
 22 vs. Yale (1) L, 5-6
 24 Syracuse L, 4-8
 25 Syracuse W, 7-2
 26 Virginia Tech W, 7-1
 27 Virginia Tech W, 7-2

May
 4 at North Carolina L, 1-6
 5 vs. North Carolina L, 2-3

1906 (18-10)

COACH: unknown
 CAPTAIN: A. C. Graham
 MANAGER: R. G. Camp

March
 17 Richmond Col. W, 13-5
 21 Miller School W, 19-0
 23 Lafayette L, 2-10

April
 2 Penn State L, 1-5
 3 Pennsylvania W, 7-1
 4 Pennsylvania L, 0-2
 6 VMI W, 9-0
 11 Syracuse W, 12-7
 12 Princeton L, 1-2
 13 vs. Yale (1) L, 0-11
 14 vs. Yale (1) W, 3-2
 16 Lehigh W, 11-5
 17 Lehigh W, 6-2
 18 Kentucky W, 12-3
 19 Carlisle Indians W, 11-3
 20 Carlisle Indians W, 3-1
 23 vs. North Carolina (5) L, 1-6
 24 North Carolina W * forfeit
 25 NC State W, 12-0
 27 Georgia W, 1-1
 28 Georgia W, 8-5
 30 Kentucky State W, 7-2

May
 2 at Trinity L, 2-4
 3 at North Carolina W, 4-3
 4 at Wake Forest W, 6-5
 5 at NC State L, 4-5
 9 G. Washington L, 2-3
 12 Johns Hopkins L, 3-4

* Losing 9-0, UNC left the field in the 9th inning after a disputed call.

1907 (16-6-1)

COACH: unknown
 CAPTAIN: A. S. Walker
 MANAGER: A. T. Brant

March
 16 Woodberry Forest W, 7-1
 18 Fishburne School T, 6-6
 29 Cornell L, 7-8
 30 Columbia W, 7-6

April
 1 Columbia W, 16-3
 2 Lafayette W, 6-3
 3 Pennsylvania L, 8-11
 4 Pennsylvania W, 5-2
 5 Herm. Club of Rich. W, 6-5
 10 Dartmouth L, 3-4
 13 Georgetown W, 9-0
 15 North Carolina W, 5-1
 16 G. Washington W, 8-1
 17 Trinity W, 2-1
 20 vs. North Carolina (4) W, 5-2
 22 Davidson W, 12-1
 26 Georgia W, 8-3
 27 Georgia W, 8-3

May
 4 Georgetown (2) L, 0-1
 7 at Villanova L, 4-9
 8 at Princeton W, 3-2
 9 at Yale L, 1-6
 11 at Army W, 5-1

1908 (12-11-1)

COACH: unknown
 CAPTAIN: John F. Hoff
 MANAGER: W. H. Jordan

March
 25 Fishburne School W, 9-5
 26 Miller School W, 15-0
 28 Woodberry Forest W, 1-0
 30 Amherst W, 1-0

April
 1 Amherst W, 5-1
 2 Cornell L, 2-4
 3 Cornell W, 4-2
 6 vs. North Carolina (4) L, 1-2
 11 Georgetown L, 2-3
 13 Dartmouth W, 10-0
 14 Princeton W, 6-2
 16 vs. Princeton (5) L, 0-1
 17 Penn State L, 5-9
 20 Lehigh W, 7-0
 21 Lehigh L, 4-6
 22 North Carolina W, 5-4
 23 Pennsylvania W, 7-5
 24 Pennsylvania L, 3-6
 25 Davidson W, 4-0
 27 at Georgetown L, 0-2

28 at Georgetown L, 0-3
 29 at Princeton L, 0-2

May
 1 at Fordham L, 2-7
 2 at Army T, 1-1

1909 (19-7-1)

COACH: unknown
 CAPTAIN: John F. Hoff
 MANAGER: L. W. Tazewell, Jr.

March
 15 Woodberry Forest W, 5-3
 18 Fishburne School W, 6-0
 20 Miller School W, 10-1
 25 William & Mary W, 13-0
 27 Randolph-Macon W, 1-0
 29 Colgate W, 7-1
 30 Colgate W, 3-0

April
 1 Amherst W, 5-4
 3 vs. Yale (1) L, 2-4
 6 St. John's W, 5-1
 7 Lafayette W, 3-2
 8 Holy Cross W, 9-3
 9 Princeton W, 4-3
 12 Fordham W, 2-1
 14 Pennsylvania W, 3-0
 15 South Carolina W, 6-1
 16 South Carolina L, 5-6
 19 North Carolina (4) W, 3-1
 22 Harvard L, 0-1
 28 Davidson W, 8-0
 30 North Carolina L, 6-7

May
 1 Georgetown W, 7-6
 4 at Princeton L, 0-3
 5 at Amherst W, 4-1
 6 at Wesleyan T, 4-4
 7 at Yale L, 0-2
 8 at Army L, 3-4

1910 (7-14-1)

COACH: Charles Rigler
 CAPTAIN: R. H. Pickford
 MANAGER: Rufus T. Reid

Woodberry Forest W, 8-0
 St. John's L, 2-6
 Princeton L, 2-5
 Holy Cross L, 2-7
 Pennsylvania L, 0-3
 Pennsylvania L, 3-8
 Amherst L, 3-10
 Amherst L, 3-16
 Lafayette W, 4-0
 Lafayette L, 2-4
 North Carolina W, 4-3
 North Carolina W, 6-2
 Georgetown W, 4-2
 Harvard L, 0-1
 North Carolina L, 0-3
 Davidson W, 12-4
 Georgetown L, 2-5
 Pennsylvania L, 4-7
 Harvard T, 1-1
 Holy Cross L, 0-2
 Yale L, 1-3
 Army W, 6-3

1911 (11-9)

COACH: Charles Rigler
 CAPTAIN: Thomas Clay Carter
 MANAGER: Joseph S. Moore

Jefferson School W, 16-1
 Woodberry Forest W, 22-1
 Tome W, 12-0
 Randolph-Macon W, 3-0
 Amherst L, 2-5
 Amherst L, 2-4
 Carolina W, 3-1
 Carolina L, 0-1
 St. John's W, 5-1
 Princeton L, 1-3
 Fordham W, 4-0
 Pennsylvania L, 0-8
 Carolina L, 0-1
 Georgetown W, 8-0
 VMI W, 11-0
 Georgetown W, 4-3
 Pennsylvania L, 0-10
 Fordham W, 4-0
 Brown L, 0-3
 Yale L, 0-9

1912 (14-9-1)

COACH: Charles Rigler
 CAPTAIN: Thomas Clay Carter
 MANAGER: unknown

Wash. Nationals W, 5-3
 Wash. Nationals L, 1-11
 Jefferson W, 11-6
 Episcopal HS W, 17-0
 Amherst L, 4-5
 Amherst W, 8-4
 St. John's W, 4-2
 Princeton L, 3-6
 Yale (10) T, 3-3
 Holy Cross L, 1-4
 Cornell W, 2-1
 Montreal L, 2-9
 Trinity W, 8-5
 North Carolina W, 2-1
 North Carolina L, 3-10
 North Carolina L, 0-4
 South Carolina W, 10-2
 Georgetown W, 4-3
 North Carolina W, 4-0
 Bucknell W, 15-4
 Georgia W, 5-1
 Pennsylvania L, 4-5
 Georgetown L, 0-5
 Georgetown W, 6-3

1913 (12-8)

COACH: Jack Ryan
 CAPTAIN: D. W. Neff
 MANAGER: G. F. Thornhill

Wash. Nationals L, 0-6
 Holy Cross W, 16-8
 Princeton W, 3-0
 Amherst L, 5-6
 Cornell W, 6-5
 Cornell W, 12-3
 Randolph-Macon W, 8-1
 North Carolina L, 4-5
 Davidson W, 13-1
 North Carolina W, 12-9
 Georgetown W, 13-3
 South Carolina W, 3-1
 Trinity W, 8-3
 Holy Cross L, 1-4
 Catholic Univ. L, 4-8
 Georgetown W, 8-2
 Navy L, 4-10
 Princeton W, 6-1
 Yale L, 2-4
 Army L, 3-9

1914 (10-7)

COACH: Jack Ryan
 CAPTAIN: J. L. White
 MANAGER: C. G. Giddings

Amherst L, 3-5
 Vermont W, 9-1
 Cornell W, 7-1
 Cornell L, 3-5
 Princeton L, 4-10
 Yale W, 10-4
 Yale W, 8-3
 Johns Hopkins W, 6-5
 VMI W, 11-3
 NC State W, 2-0
 NC State W, 9-1
 Trinity W, 13-3
 NC State W, 6-1
 Princeton L, 4-5
 Harvard L, 2-3
 Brown L, 3-8
 Yale L, 4-17

1915 (14-6)

COACH: Jack Ryan
 CAPTAIN: J. L. White
 MANAGER: H. M. Robertson

Amherst W, 5-0
 Amherst W, 7-1
 Princeton L, 1-5
 Fordham W, 5-4
 Cornell W, 4-1
 Cornell W, 2-1
 Williams W, 9-1
 NC State W, 5-2
 NC State L, 5-8
 Trinity W, 10-6
 Michigan W, 6-1
 Catholic W, 7-2
 North Carolina W, 5-3
 Georgia W, 1-0
 Georgia L, 3-5

Trinity W, 12-10
 Princeton L, 0-4
 Harvard L, 2-10
 Brown W, 5-4
 Yale L, 2-6

1916 (16-8-1)

COACH: Jack Ryan
 CAPTAIN: E. W. Smith
 MANAGER: C. Tunstall

Washington L, 1-4
 Washington L, 4-10
 Washington W, 5-4
 Washington L, 6-9
 Amherst W, 7-4
 Amherst L, 3-5
 North Carolina W, 5-2
 South Carolina W, 5-3
 Georgia W, 2-1
 Williams W, 12-6
 Cornell W, 2-1
 Cornell W, 3-2
 Harvard T, 2-2
 Princeton W, 2-1
 Yale L, 0-7
 Holy Cross W, 3-1
 North Carolina W, 8-3
 Trinity W, 21-2
 Georgia W, 16-7
 Georgia L, 1-3
 VMI W, 14-5
 Princeton L, 2-3
 Harvard L, 0-5
 Williams W, 12-6
 Yale W, 13-1

1917 (2-2)

COACH: James L. White
 CAPTAIN: E. W. Smith
 MANAGER: C. Tunstall

Amherst W, 4-3
 Amherst L, 0-1
 Lehigh W, 4-0
 North Carolina L, 2-3
 Remainder of schedule cancelled
 April 14, 1917

1918 (7-4)

COACH: H. H. Lannigan
 CAPTAIN: C. D. Mahood
 MANAGER: V. B. Hirst

Virginia Christian Col. W, 8-0
 William & Mary W, 11-3
 Richmond Col. W, 10-8
 North Carolina L, 0-3
 North Carolina W, 4-0
 Marshall Col. W, 16-4
 North Carolina W, 2-1
 VMI W, 14-4
 West Virginia L, 4-7
 West Virginia L, 0-9
 West Virginia L, 5-9

1919 (8-8-1)

COACH: E. W. Smith
 CAPTAIN: H. H. Gwathmey
 MANAGER: J. N. Greear

Richmond Col. W, 5-4
 Lincoln Memorial L, 0-4
 William & Mary L, 0-2
 Hampden-Sydney W, 13-3
 North Carolina W, 2-1
 North Carolina T, 3-3
 Georgia L, 2-7
 Georgia L, 4-7
 Davidson L, 0-7
 Randolph-Macon W, 4-0
 North Carolina L, 1-7
 Maryland State W, 7-5
 Georgia L, 4-10
 Georgia W, 3-0
 VMI W, 2-1
 North Carolina W, 11-4
 Princeton L, 2-5

YEAR-BY-YEAR RESULTS

1920 (11-7-1)

COACH: James L. White

CAPTAIN: William I. Pritchard
MANAGER: Raymond McK. Sloan

Maryland State	L, 1-3
Cornell	L, 4-7
Yale	W, 3-0
Lafayette	W, 5-1
Amherst	L, 2-4
Amherst	L, 0-2
Georgia	L, 0-4
Georgia	W, 5-4
North Carolina	W, 4-3
St. John's	W, 7-4
Johns Hopkins	W, 9-4
Harvard	T, 2-2
Auburn	W, 1-0
Auburn	L, 0-4
North Carolina	W, 8-7
South Carolina	W, 8-3
Princeton	L, 1-8
Yale	W, 1-0
Amherst	W, 4-3

1921 (7-15)

COACH: W. Rice Warren

CAPTAIN: J. Wilcox Dunn, Robert E. Hanson (22 Curbs)
MANAGER: Water T. Bergstrom (resigned), William Menefee, Jr.

Lynchburg Col.	L, 0-2
Johns Hopkins	L, 5or3-11
Penn State	L, 2-14
Fordham	L, 2-7
Dartmouth	W, 8-5
North Carolina	L, 3-5
Univ. of Richmond	W, 3-1
Cornell	L, 2-3
Cornell	L, 3-4
Williams	W, 6-5
William & Mary	W, 8-6
VMI	L, 4-7
Buffalo	L, 0-22
Company K	W, 11-0
North Carolina	L, 3-7
North Carolina	L, 2-3
Oglethorpe	W, 2-1
Oglethorpe	L, 2-11
Johns Hopkins	W, 10-9
Catholic Univ.	L, 8-9
Fordham	L, 2-8
Yale	L, 1-9

1922 (8-14)

COACH: Jack Ryan

CAPTAIN: Joseph William Dunn
MANAGER: R. V. Hatcher

Lynchburg Col.	W, 3-2
Delaware	L, 2-3
Cornell	L, 0-8
Cornell	W, 4-3
Vermont	L, 5-8
Washington & Lee	L, 7-10
Virginia Tech	W, 6-0
Oglethorpe	L, 2-4
Oglethorpe	L, 3-5
North Carolina	L, 0-6
William & Mary	W, 6-5
North Carolina	L, 0-4
North Carolina	L, 0-7
VMI	L, 1-3
West Virginia	W, 4-3
West Virginia	W, 8-0
Univ. of Richmond	L, 1-4
North Carolina	L, 0-6
Catholic Univ.	W, 3-0
Princeton	L, 2-5
Brown	W, 12-5
Yale	L, 4-13

1923 (11-12-1)

COACH: Earle Neale

CAPTAIN: Robert Randolph Parrish
MANAGER: Walter Lindsay Brown

New York Univ.	L, 6-7
Amherst	W, 14-6
Princeton	L, 4-6
Penn State	L, 1-9
Fordham	W, 10-2
William & Mary	L, 6-17
Washington & Lee	W, 14-12
Cornell	T, 10-10
Cornell	W, 10-6
Washington & Lee	L, 3-8
Richmond Col.	L, 6-19

VMI	L, 0-6
Lynchburg Col.	L, 7-8
North Carolina	L, 1-2
Georgia	L, 0-4
Georgia	W, 8-6
South Carolina	W, 10-1
Virginia Tech	W, 7-0
Davidson	W, 14-6
Maryland	W, 3-2
VMI	L, 0-4
Hampden-Sydney	W, 8-5
North Carolina	L, 3-12
North Carolina	W, 4-3

1924 (15-10)

COACH: Earle Neale

CAPTAIN: Robert Randolph Parrish
MANAGER: Charles Skinner

Valentine	
Amherst	W, 13-9
Amherst	W, 6-0
Roanoke	W, 8-7
Hampden-Sydney	W, 5-4
Cornell	W, 3-0
Cornell	W, 7-4
Washington & Lee	W, 3-0
William & Mary	W, 13-9
Syracuse	W, 6-4
Georgia	L, 4-8
Georgia	W, 2-1
Quantico Marines	L, 0-3
North Carolina	L, 4-7
Georgia Tech	W, 8-4
Georgia Tech	L, 1-3
North Carolina	L, 2-3
North Carolina	L, 8-13
Georgia	L, 1-2
Georgia Tech	W, 7-4
Georgia	L, 1-2
VMI	W, 8-2
VMI	W, 9-4
Washington & Lee	L, 2-4
Virginia Tech	L, 1-3
Maryland	W, 10-3

1925 (13-10-1)

COACH: Earle Neale

CAPTAIN: Thomas A. McCoy
MANAGER: Robert Sedgewick Osborn

Dartmouth	L, 1-3
Lynchburg	W, 15-1
Quantico Marines	L, 10-11
Cornell	W, 1-0
Cornell	W, 9-4
Pennsylvania	T, 5-5
Pennsylvania	W, 5-3
Princeton	W, 3-0
Bucknell	L, 2-10
Syracuse	W, 8-4
Syracuse	L, 5-10
North Carolina	L, 6-8
VMI	W, 9-2
Washington & Lee	L, 4-5
VMI	W, 5-3
North Carolina St.	L, 6-8
Maryland	W, 11-9
Navy	L, 5-9
Columbia	W, 5-4
Fordham	L, 1-8
Williams	W, 9-8
NC State	L, 2-3
North Carolina	W, 4-1
North Carolina	W, 2-1

1926 (11-10)

COACH: Earle Neale

CAPTAIN: McDonald Edward Wrenn
MANAGER: Isaac May

Pennsylvania	L, 3-9
Pennsylvania	L, 1-3
Syracuse	W, 8-2
Lehigh	W, 4-2
Rutgers	W, 17-9
North Carolina	W, 7-3
Richmond	L, 6-7
Washington & Lee	W, 5-2
Virginia Tech	L, 4-5
VMI	L, 3-4
North Carolina	L, 4-12
North Carolina	W, 6-2
Duke	W, 8-2
Washington & Lee	W, 6-5
Georgia Tech	W, 7-6

Georgia Tech	L, 6-7
Maryland	W, 6-3
Yale	L, 11-13
Columbia	L, 5-6
VMI	W, 2-1
Marines	L, 2-5

1927 (13-7)

COACH: Earle Neale

CAPTAIN: Robert Gamble Cabell
MANAGER: Bryan Black, Jr.

Springfield	L, 2-3
Bucknell	W, 7-2
Williams	L, 6-10
Hampden-Sydney	W, 12-3
Penn State	W, 3-2
Princeton	W, 6-4
VMI	W, 10-4
North Carolina	L, 7-10
Washington & Lee	L, 2-8
VMI	W, 15-3
Richmond	W, 7-0
Fordham	W, 4-2
Yale	L, 1-4
New York Univ.	L, 1-10
Maryland	W, 7-3
Washington & Lee	W, 9-8
North Carolina	W, 6-2
North Carolina	L, 10-11
Georgia	W, 6-2
Georgia	W, 9-6

1928 (10-10)

COACH: Earle Neale

CAPTAIN: John Wesley Stephens, Jr.
MANAGER: William O. Bristow, Jr.

Maryland	L, 1-3
Pennsylvania	L, 5-12
Colgate	W, 13-7
Cornell	W, 8-1
Princeton	W, 4-2
Harvard	L, 5-11
VMI	W, 13-8
North Carolina	L, 4-6
Virginia Tech	W, 21-3
Virginia Tech	W, 6-0
Duke	L, 0-11
NC State	W, 3-2
Quantico Marines	L, 6-9
Maryland	W, 8-3
Navy	L, 6-7
NC State	L, 4-6
North Carolina	W, 5-3
North Carolina	L, 4-8
Univ. of Richmond	L, 1-6
Washington & Lee	W, 3-1

1929 (8-13)

COACH: Earle Neale

CAPTAIN: Middleton Elliot
MANAGER: Howard W. Holland

New York Univ.	W, 6-5
Princeton	L, 1-3
Princeton	L, 5-7
Colgate	W, 5-4
Yale	L, 3-9
Yale	L, 2-10
VMI	L, 6-8
Maryland	L, 4-10
North Carolina	L, 4-5
Davidson	L, 2-5
Washington & Lee	W, 6-5
Virginia Tech	W, 12-2
William & Mary	L, 3-19
VMI	L, 0-4
NC State	W, 7-2
Maryland	W, 3-0
Duke	L, 2-12
North Carolina	L, 4-6
North Carolina	L, 2-4
Virginia Tech	W, 8-6
Washington & Lee	W, 12-5

1930 (2-12)

COACH: Roy E. Randall

CAPTAIN: William Edgar Byrd
MANAGER: Beverley Heth

Randolph, Jr.	
William & Mary	L, 3-9
VMI	L, 2-12
Maryland	L, 2-11
North Carolina	L, 5-8
Washington & Lee	W, 6-2
Virginia Tech	L, 2-7
Princeton	L, 4-9
Princeton	W, 7-6
VMI	L, 1-10
NC State	L, 3-4
Maryland	L, 5-8
Navy	L, 2-5
Duke	L, 8-15
NC State	L, 5-10
North Carolina	L, 1-12

1931 (2-15)

COACH: Gus K. Tebell

CAPTAIN: James L. Ellis (Killed before season started)
MANAGER: Edwin Darius Dupree

Dartmouth	L, 2-11
Yale	L, 0-4
Yale	L, 7-9
Washington & Lee	L, 2-9
North Carolina	L, 1-6
VMI	L, 3-4
Harvard	W, 11-10
Princeton	L, 2-6
Princeton	L, 1-10
Virginia Tech	L, 4-5
NC State	W, 6-1
VMI	W, 9-14
North Carolina	L, 2-6
North Carolina	L, 4-15
Washington & Lee	L, 1-9
Virginia Tech	L, 1-6

1932 (12-4)

COACH: Gus K. Tebell

CAPTAIN: Frank P. Sippley
MANAGER: John D. Hurt

Randolph Macon	W, 4-1
Maryland	W, 8-5
North Carolina	W, 5-4
VMI (12)	W, 5-3
Washington & Lee	L, 1-2
Richmond	W, 5-3
Hampden-Sydney	W, 9-2
Virginia Tech	W, 12-8
Washington & Lee	W, 2-1
VMI	W, 15-7
Virginia Tech	W, 9-2
UNCG	L, 6-9
North Carolina	L, 3-4
U.S. Marines	W, 15-7
Navy	W, 16-2
Maryland	L, 5-9

1933 (8-5)

COACH: Gus K. Tebell

CAPTAINS: Ward W. Brewer, Charles E. Poss
MANAGER: B. C. Baldwin, Jr.

William & Mary	W, 7-2
Vermont	W, 7-2
Randolph Macon	W, 6-4
NC State	L, 1-4
Washington & Lee	L, 0-11
Penn State	L, 2-5
Navy	W, 3-1
VMI	W, 8-0
Maryland	W, 11-6
Washington & Lee	W, 7-6
VMI	W, 4-3
UNCG	L, 1-11
Virginia Tech	L, 5-11

1934 (10-7)

COACH: Gus K. Tebell

CAPTAINS: S. P. Luck, Jr., V. H. Drissel
MANAGER: J. S. Hogland

Trenton Univ. Club	W, 8-5
Vermont	W, 14-0
William & Mary	L, 5-6
Maryland (10)	L, 0-3
North Carolina	L, 1-3
Maryland	L, 0-8

Navy	W, 2-0
VMI	W, 8-3
Univ. of Richmond	L, 0-12
William & Mary	W, 4-3
VMI	W, 12-9
Washington & Lee	W, 2-0
Virginia Tech	W, 14-4
NC State	W, 7-6
North Carolina	L, 3-16
UNCG	L, 2-5
West Virginia	W, 22-0

Rain: 1 game with Randolph-Macon, Washington & Lee and West Virginia

1935 (13-8-1)

COACH: Gus K. Tebell

CAPTAIN: Orlin W. Rogers
MANAGER: C. W. Carnan, Jr.

Vermont	W, 4-0
Michigan	W, 4-2
VMI	L, 1-2
William & Mary (11)	T, 5-5
Maryland	L, 2-3
Long Island	L, 2-5
Richmond	L, 0-4
Washington & Lee	W, 4-1
West Virginia	W, 5-4
William & Mary	W, 15-5
Virginia Tech	W, 7-3
Washington & Lee	L, 5-7
North Carolina	L, 3-5
North Carolina	W, 4-0
Navy	W, 1-0
Richmond	W, 4-3
Virginia Tech	L, 7-11
Hampden-Sydney	W, 13-1
VMI	W, 5-1
Yale	W, 9-0
Brown (13)	W, 12-2
Amherst	L, 3-7
Vermont	Rain

Rain: 1 game with Dartmouth, Maryland and Vermont

1936 (11-8)

COACH: Gus K. Tebell

CAPTAIN: Curtis F. Bouldin
MANAGER: Claiborne McD. Pope

Vermont	W, 14-4
Vermont	W, 4-2
Dartmouth	L, 3-7
Richmond	L, 0-3
VMI	W, 15-5
Michigan	L, 4-17
Washington & Lee	L, 3-5
Virginia Tech	W, 9-8
Navy	L, 1-2
Maryland	W, 4-3
Hampden-Sydney	W, 10-2
North Carolina	L, 2-14
UNCG	W, 8-7
William & Mary	L, 2-10
Washington & Lee	L, 0-5
VMI	W, 3-1
Virginia Tech	W, 8-7
Richmond	W, 4-2
William & Mary	W, 11-4

1937 (8-8-1)

COACH: Gus K. Tebell

CAPTAIN: Robert H. Abbott
MANAGER: William W. Carson, Jr.

Dartmouth	W, 7-5
Vermont	W, 11-2
Maryland	L, 5-18
Virginia Tech	L, 0-9
Harvard	Rain
William & Mary	L, 3-5
VMI	W, 5-0
Michigan	Rain
Washington & Lee	W, 6-3
Maryland	L, 5-9
Navy	W, 7-0
William & Mary	L, 3-5
North Carolina	T, 7-7 (12)
North Carolina	L, 2-7
Virginia Tech	L, 3-6
VMI	W, 9-1
Richmond	L, 1-12
Richmond	W, 4-1
North Carolina	Rain
Washington & Lee	W, 14-2

YEAR-BY-YEAR RESULTS

1938 (13-12)

COACH: Gus K. Tebell
CAPTAIN: David Todd
MANAGER: Charles W. Tucker

Vermont	W, 9-8
Vermont	L, 2-3
Harvard	W, 6-5
Michigan	W, 5-4
Washington & Lee	W, 6-2
Maryland	L, 1-5
Richmond	W, 1-0
VMI	W, 8-0
William & Mary	W, 7-4
VMI	L, 8-12
Virginia Tech	W, 7-4
Wake Forest	L, 4-6
North Carolina	L, 3-6
Maryland	W, 6-3
Navy	W, 5-4
Richmond	W, 7-1
Virginia Tech	L, 1-9
Wake Forest	L, 6-9
Washington & Lee	L, 3-5
Rutgers	L, 4-8
Brown	L, 6-11
Harvard	L, 8-9
Yale	W, 8-3
Amherst	W, 9-7
North Carolina	L, 5-9

1939 (14-6)

COACH: Gus K. Tebell
CAPTAIN: James E. Sargeant
MANAGER: Sidney M. Ruffin

Haverford Col.	W, 13-0
Yale	W, 8-4
Richmond	W, 2-1
Michigan	W, 2-1
North Carolina	W, 10-5
VMI	W, 6-5
William & Mary	L, 2-6
Washington & Lee	W, 10-8
North Carolina	L, 4-15
Davidson	W, 8-6
VMI	W, 15-3
Washington & Lee	W, 9-2
Virginia Tech	W, 9-5
Richmond	L, 0-7
Virginia Tech	W, 5-2
Navy	W, 6-5
Rutgers	L, 8-9
Yale	L, 3-5
Cornell	W, 8-1
Ill. Wesleyan Univ.	L, 9-10

1940 (18-4)

State Champions
COACH: Gus K. Tebell
CAPTAIN: James T. Gillette, Jr.
MANAGER: Bodley Brooker, Jr.

Drexel Institute	W, 7-2
Maryland	W, 6-2
Haverford	W, 14-5
Dartmouth	L, 6-7
Vermont	W, 8-6
Dartmouth	W, 6-5
Pittsburgh	W, 19-5
VMI	W, 5-2
William & Mary	W, 9-1
Michigan	W, 12-11
Virginia Tech	W, 2-1
Virginia Tech	L, 1-6
North Carolina	L, 3-6
VMI	W, 14-11
Richmond	W, 2-1
William & Mary	W, 13-11
North Carolina	L, 5-9
Washington & Lee	W, 13-2
Maryland	W, 5-4
Navy	W, 12-2
Washington & Lee	W, 11-4
Richmond	W, 5-4

1941 (11-8)

COACH: Gus K. Tebell
CAPTAIN: James R. Dodson, Jr.
MANAGER: Daniel D. Talley, III

Bridgewater	W, 8-7
Dartmouth	W, 6-1
Vermont	W, 5-2
Pittsburgh	W, 6-5
Randolph-Macon	W, 12-4
William & Mary	L, 2-8
VMI	W, 10-9
Washington & Lee	L, 2-4

Virginia Tech	W, 18-11
Michigan	L, 4-6
North Carolina	L, 7-8
Richmond	L, 1-5
Virginia Tech	W, 7-4
VMI	W, 8-2
G. Washington	L, 2-8
William & Mary	L, 5-6
Washington & Lee	W, 19-3
Navy	L, 0-9
Richmond	W, 9-6

1942 (7-10-1)

COACH: Gus K. Tebell
CAPTAIN: Charles M. Walsh, III
MANAGER: Brooke Peirce

Bridgewater	W, 6-0
Maryland	W, 16-5
Washington & Lee	T, 0-0
Richmond	W, 4-0
Washington & Lee	L, 4-6
William & Mary	W, 10-1
Michigan	L, 3-9
G. Washington	L, 5-6
North Carolina	L, 1-18
Richmond	L, 1-8
Virginia Tech	L, 7-9
VMI	L, 5-8
Hampden-Sydney	W, 24-7
North Carolina	L, 2-5
Virginia Tech	W, 3-2
VMI	W, 13-1
Navy	L, 7-15
William & Mary	L, 2-7

1943 (6-4)

COACH: Gus K. Tebell
CAPTAIN: Turnbull Gillette
MANAGER: Walter McClelland

April

6 Hampden-Sydney	W, 5-3
9 Washington & Lee	L, 8-15
10 VMI	W, 20-0
13 Washington & Lee	Rain
21 Richmond	W, 5-3
24 VMI	W, 17-5
30 Naval Pre-Flight	W, 13-5

May

1 North Carolina	W, 10-8
4 Virginia Tech	L, 7-8
5 Virginia Tech	L, 7-9
8 Richmond	L, 1-8
12 Navy	Rain

1944 (6-5-1)

COACH: A. A. Corcoran
CAPTAIN: David H. Turp
MANAGERS: Robert E. Wherle and A. F. Eisenman, Jr.

April

22 Lynchburg Cardinals	L, 7-16
29 Richmond	W, 2-0

May

10 W. Wilson Hospital	W, 6-0
13 Richmond	L, 0-9
17 Virginia Tech	L, 1-2
20 Hampden-Sydney	W, 6-1
24 CASU-21	W, 4-2
27 Camp Lee	W, 6-2
31 W. Wilson Hospital	L, 2-4

June

3 BTC #10	L, 0-9
7 Hampden-Sydney	W, 11-3
10 Camp Lee	T, 1-1

1945 (10-4)

COACH: Gus K. Tebell
CAPTAINS: David H. Turp and Roy William Richard
MANAGERS: Robert E. Wherle and A. F. Eisenman, Jr.

April

7 Bridgewater	W, 20-7
18 Woodrow Wilson	W, 8-5
21 Virginia Tech	L, 1-3
28 Richmond	W, 3-1

May

5 Richmond	W, 10-1
9 Camp Lee	L, 1-12
12 Ft. Belvoir	L, 1-2
16 W. Wilson Hospital	W, 6-1
19 Maryland	W, 10-3
22 Bridgewater	W, 15-2
30 Hampden-Sydney	W, 22-3

June

2 Virginia Tech	W, 2-1
6 Norfolk Naval	L, 1-6
9 Maryland	W, 8-1

1946 (11-7-1)

COACH: Gus K. Tebell
CAPTAIN: James D. Patton, III
MANAGER: Herbert Bangel

American Viscose	W, 14-10
Roanoke Bus. Col.	W, 16-1
Lynchburg Cardinals	L, 7-10
William & Mary	W, 6-1
North Carolina	L, 5-6
Richmond	T, 8-8
Quantico Marines	W, 14-5
Quantico Marines	W, 8-8
Virginia Tech	W, 8-2
Navy	L, 0-6
Hampden-Sydney	L, 1-6
Washington & Lee	W, 5-4
Richmond	L, 3-4
Hampden-Sydney	W, 3-2
William & Mary	L, 2-6
Little Creek	W, 8-6
Washington & Lee	L, 1-2
Cherry Pt. Marines	W, 12-9
Virginia Tech	W, 11-7

1947 (19-7)

COACH: Gus K. Tebell

Yale	L, 4-6
Dartmouth	W, 8-4
Haverford	W, 19-9
North Carolina	W, 5-3
South Carolina	W, 14-6
Duke	W, 3-2
Quantico Marines	W, 12-9
Michigan	W, 7-4
VMI	W, 7-5
Hampden-Sydney	W, 10-4
VMI	W, 15-3
Richmond	L, 0-2
G. Washington	W, 16-6
Washington & Lee	W, 9-4
William & Mary	W, 8-1
G. Washington	W, 9-7
William & Mary	W, 18-3
North Carolina	L, 5-6
Virginia Tech	L, 4-10
Richmond	L, 0-4
Washington & Lee	W, 13-7
Virginia Tech	L, 6-9
Hampden-Sydney	W, 15-3
Maryland	W, 7-4
Maryland	W, 6-3
Navy	L, 2-9

1948 (14-5)

COACH: Gus K. Tebell
CAPTAINS: Samuel E. Ellington and Joseph W. Rowell
MANAGER: Joe Robinson

March

22 Akron	W, 15-2
26 at North Carolina	L, 1-3
27 Ohio Wesleyan	W, 17-9
30 Princeton	W, 15-5
31 Princeton	Rain

April

3 West Virginia	W, 10-1
7 Michigan	Rain
8 Michigan	Rain
10 at Washington & Lee	W, 10-1
12 at Quantico Marines	L, 12-13
16 Quantico Marines	W, 12-2
17 at G. Washington	L, 5-6
21 Richmond	W, 8-1
23 Virginia Tech	W, 10-9
28 VMI	W, 6-5

May

1 at Richmond	W, 5-2
4 Washington & Lee	Rain
6 North Carolina	W, 4-0
8 at Virginia Tech	L, 2-13
12 Hampden-Sydney	W, 14-1
15 at VMI	W, 6-3
18 Langley Field	W, 18-0
22 at West Virginia	L, 6-7
26 G. Washington	Rain

1949 (11-6-4)

COACH: Gus K. Tebell
CAPTAIN: Neal Wade
MANAGER: Theodore Kruger

Springfield	W, 7-2
Rutgers	L, 4-6
Rutgers	L, 5-11
Haverford	W, 3-2
West Virginia	W, 12-2
Harvard	W, 2-0
Michigan	T, 1-1
Yale	T, 1-1
Trinity	W, 3-2
Akron	W, 7-6
North Carolina	L, 5-6
Ohio	L, 0-2
Virginia Tech	W, 7-6
VMI	Rain
Richmond	L, 1-13
Washington & Lee	L, 3-6
Langley Field	Rain
Fort Meade	T, 6-6
Fort Meade	W, 3-1
North Carolina	T, 6-6
Washington & Lee	W, 5-0
VMI	W, 7-2
Virginia Tech	Rain
Richmond	W, 3-2

1950 (17-6)

COACH: Gus K. Tebell
CAPTAIN: Robert Huff
MANAGER: John Boyer

Haverford	W, 6-3
Rutgers	Rain
Rutgers	L, 2-3
Akron	W, 27-1
Dartmouth	W, 5-1
Delaware	W, 6-0
Lehigh	W, 4-3
Rensselaer	W, 1-0
Trinity	L, 3-11
Michigan	L, 4-5
Michigan	W, 4-1
Virginia Tech	W, 4-1
Maryland	W, 7-2
Richmond	W, 2-2
VMI	W, 7-6
G. Washington	W, 8-1
North Carolina	W, 9-4
Richmond	W, 1-0
Maryland	L, 2-7
Washington & Lee	W, 2-1
G. Washington	L, 0-2
Virginia Tech	L, 0-9
VMI	W, 13-0
Washington & Lee	Rain
William & Mary	W, 8-0

1951 (17-5)

COACH: Gus K. Tebell
CAPTAIN: Robert Winn
MANAGER: Clifford P. McKinney

North Carolina	W, 5-4
Cherry Point	W, 10-0
Camp LeJeune	L, 7-8
Trinity	Rain
Hofstra	W, 2-1
Lehigh	W, 2-1
Akron	W, 9-1
Yale	W, 7-6
Western Reserve	W, 11-8
Dartmouth	Rain
Virginia Tech	W, 4-3
Michigan	L, 4-18
Maryland	Rain
VMI	W, 12-2
Providence	W, 3-2
William & Mary	W, 6-2
Maryland	W, 11-6
G. Washington	W, 23-7
Washington & Lee	W, 4-2
Richmond	Rain
Virginia Tech	L, 1-7
Washington & Lee	L, 7-9
G. Washington	Rain
Washington & Lee	W, 10-6
Richmond	W, 3-2
VMI	W, 7-2
William & Mary	L, 3-6

1952 (9-13)

COACH: Gus K. Tebell
CAPTAIN: Ted Davenport
MANAGER: Tom Trotter

North Carolina	L, 0-5
Maryland	W, 11-7
Delaware	L, 8-10
Yale	L, 6-8
Camp LeJeune	W, 7-1
Camp LeJeune	L, 4-10
Cherry Point	W, 7-1
Cherry Point	L, 4-5
Michigan	L, 4-12
Hofstra	W, 5-4
Richmond	L, 3-4
G. Washington	L, 7-14
Maryland	L, 5-7
VMI	W, 12-5
Virginia Tech	W, 1-0
G. Washington	L, 5-12
VMI	W, 9-2
Richmond	L, 1-5
Virginia Tech	L, 2-7
William & Mary	W, 9-4
Washington & Lee	L, 3-5
William & Mary	W, 4-3

1953 (12-8)

COACH: Gus K. Tebell
CAPTAIN: Ted Davenport
MANAGER: Tom Trotter

March

31 Akron	W, 10-3
----------	---------

April

1 Pennsylvania	W, 7-5
3 Camp LeJeune	L, 3-4
4 Camp LeJeune	L, 1-3
6 Cherry Point	L, 0-9
7 Cherry Point	Rain
9 Ithaca Col.	W, 6-1
11 Michigan	W, 4-3
14 G. Washington	L, 7-8
16 VMI	W, 7-1
18 North Carolina	L, 5-8
20 William & Mary	W, 6-4
23 Virginia Tech	W, 7-6
28 Richmond	L, 3-7

May

2 Maryland	W, 5-4
4 G. Washington	W, 5-1
7 Maryland	L, 11-12
9 Richmond	W, 8-1
11 Virginia Tech	W, 4-3
14 Washington & Lee	W, 3-2
16 VMI	Rain
18 Washington & Lee	Rain
20 William & Mary	L, 7-8

1954 (7-13-1)

COACH: Gus K. Tebell
CAPTAIN: David Northern
MANAGER: John Bazzarre

March

24 North Carolina	L, 0-2
27 Trinity	L, 5-9

April

1 Washington Col.	T, 8-8
3 Brown	L, 3-5
6 Harvard	L, 6-9
7 Delaware	W, 13-3
9 Michigan	L, 5-12
10 Michigan	L, 6-13
19 Virginia Tech	W, 3-2
20 Washington & Lee	W, 17-2
23 G. Washington	W, 10-7
24 Richmond	W, 10-7
27 Virginia Tech	L, 2-7

May

1 Richmond	L, 1-3
5 G. Washington	L, 1-5
6 Maryland	L, 5-6
8 Washington & Lee	W, 9-2
12 VMI	W, 7-3
15 Georgetown	Rain
17 South Carolina	L, 1-2
South Carolina	L, 5-7
21 VMI	L, 5-7

YEAR-BY-YEAR RESULTS

1955 (6-16)

COACH: Gus K. Tebell

CAPTAIN: Harry Lee

MANAGER: Harold Williams

March	
29 Maryland*	L, 7-9
April	
2 Colgate	W, 15-5
4 Michigan	W, 8-5
6 South Carolina*	L, 3-10
7 South Carolina*	L, 3-6
7 Clemson*	L, 2-3
8 Clemson*	L, 9-11
16 Maryland*	L, 5-6
19 NC State*	L, 2-13
20 Washington & Lee	W, 4-3
27 VMI	L, 5-6
29 North Carolina*	L, 2-7
30 Richmond	L, 4-9
May	
3 Wake Forest*	L, 2-7
4 Virginia Tech	L, 2-7
6 NC State*	L, 3-5
7 Duke*	L, 12-16
10 Virginia Tech	L, 7-9
14 Wake Forest*	L, 2-4
17 Washington & Lee	W, 7-4
19 Richmond	W, 4-0
23 VMI	W, 2-1

1956 (10-13)

COACH: Evan J. Male

CAPTAIN: Rives Bailey

MANAGER: May Read

March	
27 Maryland*	W, 8-2
28 Vermont	L, 3-4
30 Clemson*	W, 7-3
31 Clemson*	W, 9-6
April	
2 South Carolina*	L, 7-11
3 South Carolina*	W, 8-3
5 Harvard	L, 3-6
9 Virginia Tech	W, 4-2
13 North Carolina*	L, 1-15
14 Duke*	L, 2-8
17 Washington & Lee	W, 8-1
20 NC State*	L, 2-6
21 Wake Forest*	W, 8-4
26 Maryland*	W, 8-6
28 Richmond	L, 0-8
May	
1 Wake Forest*	L, 2-5
5 VMI	L, 5-8
8 Duke*	L, 0-10
10 Virginia Tech	L, 4-19
12 Washington & Lee	W, 16-6
16 VMI	W, 4-2
17 NC State*	L, 8-27
19 Richmond	L, 2-6

1957 (11-13)

COACH: Evan J. Male

CAPTAIN: Robert Hardy

MANAGER: Tom McKee

March	
26 William & Mary	L, 6-7
29 Clemson*	W, 6-2
30 South Carolina*	L, 6-7
April	
2 VMI	W, 2-0
5 Harvard	Rain
9 North Carolina*	L, 1-6
10 North Carolina*	L, 4-5
12 Michigan	L, 7-11
13 Maryland*	L, 0-6
16 Colgate	W, 12-6
18 NC State*	L, 3-4
19 Wake Forest*	W, 5-4
20 Duke*	L, 1-2
22 Virginia Tech	L, 3-7
26 Maryland*	W, 12-3
27 VMI	W, 10-4
29 NC State*	W, 19-6
30 Wake Forest*	L, 0-7
May	
4 Duke*	L, 1-8
8 Washington & Lee	L, 2-5
10 South Carolina*	W, 5-0
11 Clemson*	W, 8-3
13 Washington & Lee	W, 11-4
15 Richmond	L, 2-3
17 Virginia Tech	W, 5-1

1958 (5-15)

COACH: Evan J. Male

CAPTAIN: Winthrop Hall

MANAGER: Norman K. Moon

April	
1 Harvard	L, 2-5
4 Clemson*	L, 1-10
7 NC State*	L, 5-8
8 Duke*	L, 4-5
14 Clemson*	L, 4-10
15 South Carolina*	W, 3-0 (7)
15 South Carolina*	W, 7-3 (7)
19 VMI	L, 5-13
21 NC State*	W, 3-2
26 Richmond	L, 0-17
30 Maryland*	W, 7-2
May	
3 North Carolina*	L, 1-7
8 Virginia Tech	W, 6-5
10 North Carolina*	L, 7-15
12 Wake Forest*	L, 2-13 (7)
13 Wake Forest*	L, 1-6 (7)
14 William & Mary	L, 9-10
15 Washington & Lee	L, 5-11
17 Maryland*	L, 5-9
19 Richmond	L, 0-8

1959 (10-9)

COACH: Evan J. Male

CAPTAIN: Reece Whitley

MANAGER: Peter Gilbert

March	
27 Ohio Wesleyan	W, 13-2
27 Clemson*	L, 1-13
28 South Carolina*	L, 1-6
April	
3 Pittsburgh	W, 7-4
7 William & Mary	W, 4-3
14 South Carolina*	W, 1-0
15 Clemson*	W, 4-3
18 Maryland*	L, 6-7 (10)
24 Duke*	W, 8-3
25 NC State*	W, 4-3 (7)
NC State*	W, 11-4 (7)
May	
1 Wake Forest*	L, 2-5
2 North Carolina*	L, 3-15
5 Virginia Tech	L, 3-9
7 Maryland*	W, 7-6 (10)
8 North Carolina*	L, 2-5
9 Wake Forest*	L, 3-5
14 Washington & Lee	W, 5-0
16 Duke*	L, 6-14

1960 (3-15-2)

COACH: Thomas E. Davenport

CAPTAIN: William Power

MANAGER: Edward A. Smith

April	
2 Yale	L, 4-11
6 Harvard	T, 2-2 (11)
8 Clemson*	L, 5-15
9 South Carolina*	L, 3-12
13 VMI	L, 6-19
14 Wake Forest*	L, 6-10
15 Duke*	T, 7-7
18 South Carolina*	W, 8-5
19 Clemson*	L, 2-6
23 NC State*	L, 4-15
25 North Carolina*	L, 0-13
30 Maryland*	W, 12-11 (10)
May	
2 NC State*	L, 6-13
3 North Carolina*	L, 8-11
7 Richmond	L, 4-7
9 Wake Forest*	L, 1-5 (10)
10 Duke*	L, 1-5 (8)
Duke*	L, 0-6 (7)
16 Maryland*	W, 13-12
18 Virginia Tech	L, 7-9

1961 (7-11)

COACH: Thomas E. Davenport

CAPTAIN: William Timberlake

MANAGER: G. S. Fitzhugh, Jr.

March	
26 Rhode Island	W, 5-3
April	
1 Clemson*	L, 9-23
4 Colgate	L, 5-7
7 VMI	W, 8-3
10 Maryland*	L, 0-2
12 Virginia Tech	W, 17-10
14 Wake Forest*	L, 6-12
15 Duke*	L, 2-9

21 South Carolina*	W, 5-2
22 Clemson*	L, 6-10
29 Wake Forest*	L, 0-8
May	
2 Maryland*	W, 5-2
5 NC State*	L, 3-10
6 North Carolina*	W, 4-2
North Carolina*	W, 7-2
12 NC State*	L, 2-4
19 Richmond	L, 3-7
Duke*	L, 1-5

1962 (11-12)

COACH: James O. West

CAPTAIN: George Farson

MANAGER: unknown

March	
29 Yale	L, 7-9 (11)
8 Rutgers	L, 2-10
April	
2 Maine	L, 0-5
3 Harvard	L, 2-4
16 Clemson*	L, 2-11 (7)
Clemson*	W, 7-5
18 Virginia Tech	L, 0-9
20 NC State*	L, 9-10
21 North Carolina*	W, 2-1
23 Pittsburgh	W, 4-2
27 Wake Forest*	W, 3-0
28 Duke*	L, 2-9
May	
1 William & Mary	W, 7-3
2 VMI	L, 1-7
4 NC State*	L, 6-14
5 North Carolina*	W, 11-5
8 Maryland*	W, 3-1 (8)
10 Duke*	W, 11-9
11 Wake Forest*	W, 3-2 (10)
16 Maryland*	W, 2-0
19 South Carolina*	W, 13-0 (7)
19 South Carolina*	L, 4-8
22 Wake Forest**	L, 0-7
** Playoff for ACC Championship	

1963 (9-13)

COACH: James O. West

CAPTAIN: Scott Carter

March	
22 Michigan State	L, 5-9
29 Yale	W, 12-7
April	
2 Harvard	L, 0-8
3 Harvard	L, 4-5
5 Delaware	W, 5-3
9 Connecticut	L, 1-10
12 Clemson*	W, 5-4
13 Clemson*	L, 4-9
15 South Carolina*	W, 9-6
16 South Carolina*	W, 11-1
19 Wake Forest*	L, 6-11
20 Duke*	L, 5-7
23 Maryland*	L, 5-7
26 NC State*	W, 15-7
27 North Carolina*	W, 5-2
30 VMI	W, 12-1
May	
3 NC State*	W, 9-8 (10)
4 North Carolina*	L, 4-12
7 William & Mary	L, 5-6
10 Wake Forest*	L, 4-5
11 Duke*	L, 6-8
18 Richmond	L, 4-8

1964 (9-10)

COACH: James O. West

CAPTAIN: Jules Lambiotte

MANAGER: Donald R. Grimes

March	
23 Michigan State	L, 3-4
24 Bucknell	W, 10-2
27 Clemson*	L, 1-9
28 Clemson*	L, 9-11
30 South Carolina*	W, 10-7
31 South Carolina*	W, 4-2
April	
3 Yale	W, 6-1
10 Rhode Island	W, 10-3
14 William & Mary	W, 2-0 (6)
17 Wake Forest*	L, 1-4
18 Duke*	W, 5-0
24 NC State*	W, 2-1
25 North Carolina*	L, 0-1
May	
1 NC State*	L, 3-5
2 North Carolina*	L, 4-9

6 Richmond	L, 1-2
8 Duke*	W, 2-1
9 Wake Forest*	L, 0-5
14 Maryland*	L, 4-8

1965 (10-13 or 11-12)

COACH: James O. West

CAPTAIN: George Farson

March	
29 Old Dominion	L, 1-9
31 Colgate	L, 3-5
April	
1 Yale	L, 1-5
2 Yale	W, 3-1
7 Harvard	NA
Harvard	W, 2-1
9 Duke*	W, 3-1
10 Wake Forest*	L, 2-6
16 South Carolina*	L, 0-3
17 South Carolina*	W, 4-3
19 Clemson*	L, 2-5
20 Clemson*	W, 1-0
24 Georgetown	W, 4-3
29 VMI	L, 2-3
30 Duke*	W, 8-3
May	
1 Wake Forest*	W, 7-1
5 Richmond	W, 5 or 4-3
8 North Carolina*	W, 5-2
11 Maryland*	L, 0-5
Maryland*	L, 1-3
13 NC State*	L, 3-6
14 NC State*	L, 4-10
15 North Carolina*	L, 2-3

1966 (6-19)

COACH: James O. West

MANAGER: Chris Sheap

March	
21 Davidson	L, 1-7
22 Davidson	L, 4-7
23 Wofford	L, 3-13
24 Furman	W, 12-11
25 South Carolina*	L, 5-6
26 South Carolina*	L, 2-11
31 Virginia Tech	L, 1-7
April	
1 Yale	W, 2-1
4 Marietta	L, 1-4
7 Old Dominion	L, 3-6
11 Clemson*	L, 4-8
12 Clemson*	L, 3-18
15 Wake Forest*	W, 7-2
16 Duke*	L, 1-3 (11)
20 Pittsburgh	L, 1-7
22 NC State*	W, 4-0
23 North Carolina*	L, 2-3
25 Georgetown	Rain
26 Maryland*	L, 1-11
29 Duke*	L, 0-4
30 Wake Forest*	L, 0-10
May	
3 Richmond	L, 5-7
6 NC State*	L, 0-2
7 North Carolina*	L, 1-2
10 Maryland*	W, 5-4
17 VMI	W, 12-6

1967 (13-9)

COACH: James O. West

CAPTAIN: Ronnie Bugnar

March	
21 Davidson	W, 8-3
23 East Carolina	W, 13-0
24 East Carolina	W, 3-1 (11)
27 Rochester	W, 7-6
28 Rochester	W, 8-7
April	
1 Old Dominion	L, 4-5
5 Ashland	W, 4-0
7 Wake Forest*	L, 5-7
8 Duke*	W, 6-4
12 VMI	W, 2-0
14 North Carolina*	L, 1-7
15 NC State*	W, 4-3
18 Maryland*	L, 3-7
21 Duke*	W, 10-3
22 Wake Forest*	W, 1-0
26 Virginia Tech	Rain
28 Richmond	L, 0-1
May	
1 South Carolina*	L, 1-8
2 South Carolina*	L, 0-3
5 North Carolina*	L, 1-2 (10)
NC State*	L, 3-5

1968 (9-21)

COACH: James O. West

CAPTAIN: Yates Hall

March	
25 East Carolina	L, 4-7
26 East Carolina	L, 2-5
East Carolina	L, 4-11
27 Campbell	L, 1-4
28 Pembroke	L, 3-8
29 Clemson*	L, 4-6
30 South Carolina*	W, 3-2
South Carolina*	W, 2-1
April	
1 Ashland	L, 2-8
2 Ashland	W, 3-2
3 Brown	W, 8-7
5 NC State*	Rain
6 North Carolina*	L, 2-3
North Carolina*	W, 4-1
10 Richmond	W, 4-2
12 Duke*	L, 1-6
Duke*	L, 3-6
13 Wake Forest*	L, 5-7
15 Old Dominion	W, 2-1
18 Virginia Tech	L, 0-20
23 Maryland*	L, 1-12
24 VMI	Rain
26 South Carolina*	L, 1-5
30 William & Mary	L, 4-7
May	
3 Duke*	W, 6-2
4 Wake Forest*	L, 0-15
Wake Forest*	W, 6-0
7 Maryland*	L, 1-4
Maryland*	W, 0-4
10 North Carolina*	L, 0-6
11 NC State*	L, 1-4
NC State*	L, 1-6
12 Clemson*	Rain
Clemson*	Rain

1969 (19-14)

COACH: James O. West

March	
22 at East Carolina	W, 3-1
23 at East Carolina	L, 5-8
25 at Davidson	W, 4-2
27 at William & Mary	W, 5-0
28 at Old Dominion	L, 2-5
29 at G. Washington	W, 16-14
April	
3 Maine	W, 5-4
4 Maine	L, 5-9
7 VMI	W, 6-1
8 Ashland	W, 9-8
9 Ashland	W, 11-9
11 at Clemson*	L, 5-12
at Clemson*	L, 3-9
12 at South Carolina*	W, 4-3
17 at Duke*	W, 8-1
at Duke*	L, 0-1
23 at Richmond	W, 9-3
25 North Carolina*	L, 1-3
North Carolina*	L, 1-6
26 NC State*	L, 3-11
29 Maryland*	W, 2-1
May	
2 Duke*	W, 6-1
3 Wake Forest*	L, 5-6
4 Wake Forest*	W, 5-2
6 Virginia Tech	W, 1-0
9 at NC State*	W, 7-6
at NC State*	W, 4-3
10 at North Carolina*	L, 0-5
13 South Carolina*	L, 2-8
14 South Carolina*	W, 9-0
15 at Maryland*	L, 1-7
at Maryland*	L, 1-4
16 Clemson*	W, 2-0

YEAR-BY-YEAR RESULTS

1970 (18-14-1)

COACH: James O. West

March	
24 Bucknell	W, 11-2
28 at Belmont Abbey	L, 10-11
29 at Belmont Abbey	L, 2-6
30 at Pembroke	L, 0-3 (7)
31 at Pembroke	T, 3-3
April	
3 Delaware	W, 6-2
4 Ashland	W, 5-3
7 Washington & Lee	W, 13-4
10 at Duke*	L, 5-8
11 at Wake Forest*	L, 4-5 (7)
at Wake Forest*	W, 6-3 (7)
12 William & Mary	W, 4-0
18 South Carolina*	W, 2-1
19 Clemson*	L, 3-5 (7)
Clemson*	W, 3-1 (7)
22 at VMI	W, 5-1
24 at NC State*	L, 5-6
25 at North Carolina*	L, 0-4 (7)
at North Carolina*	W, 6-1 (7)
29 Richmond	W, 5-4

May	
1 Wake Forest*	W, 13-4
2 Duke*	W, 6-1 (7)
Duke*	W, 5-1 (7)
3 Maryland*	L, 3-5 (8)
Maryland*	L, 4-7 (7)
G. Washington	Rain
8 at Clemson*	L, 2-6
9 at South Carolina*	W, 3-1 (7)
at South Carolina*	L, 0-4 (7)
13 Old Dominion	W, 6-3
15 NC State*	W, 8-4 (7)
NC State*	W, 11-1 (7)
19 at Virginia Tech	L, 8-9
20 Maryland*	L, 0-3

1971 (20-9)	
COACH: James O. West	
March	
23 Oneonta (N.Y.)	W, 7-3
24 Massachusetts	W, 7-4
27 at East Carolina	W, 9-5
28 at East Carolina	W, 1-0
30 at Davidson	W, 7-3
31 Maine	W, 5-4
April	
2 at Old Dominion	W, 9-6
3 at William & Mary	L, 3-4
4 Ashland	W, 10-4
5 Syracuse	W, 12-1
9 at Duke*	W, 3-0
10 at Wake Forest*	W, 4-3
16 at Richmond	W, 28-2
17 Pembroke	W, 3-2
18 NC State*	L, 0-3
22 at Washington & Lee	W, 15-6
24 at North Carolina*	L, 5-12
25 at NC State*	W, 3-1
26 VMI	W, 9-2
29 Virginia Tech	L, 4-5
24 North Carolina*	W, 5-4

May	
1 Wake Forest*	W, 11-2
2 Duke*	W, 3-0
Maryland*	L, 0-1
6 at Clemson*	W, 16-5
7 at Clemson*	L, 2-7
8 at South Carolina*	L, 2-3
9 at South Carolina*	L, 7-8
13 at Maryland*	L, 1-6

1972 (18-15)	
NCAA DISTRICT III PLAYOFFS	
COACH: James O. West	
March	
25 at East Carolina	L, 11-13
26 at East Carolina	W, 6-2
28 Indiana State (Pa.)	L, 8-9
29 Yale	W, 2-1
30 Yale	W, 3-1
31 Syracuse	W, 2-0
April	
2 at Jacksonville	L, 10-13
3 at Florida	L, 0-2
4 at Florida State	L, 6-8
5 at Florida State	L, 7-14
6 at Erskine	L, 9-10
8 at NC State*	W, 3-1
at NC State*	L, 1-5
9 at North Carolina*	L, 1-8
10 Oneonta	W, 8-2

15 Duke*	L, 2-4
16 Wake Forest*	W, 6-1
19 Maryland*	L, 1-2
Maryland*	W, 4-1
25 at VMI	W, 9-4
27 William & Mary	L, 2-6
29 at Wake Forest*	W, 8-7
at Wake Forest*	W, 2-0
30 at Duke*	W, 4-3

May	
5 Old Dominion	L, 4-6
6 Clemson*	W, 4-3
Clemson*	W, 5-2
7 Clemson*	W, 5-2
10 Virginia Tech	W, 4-2
June	
1 Richmond+ (6)	W, 18-2
2 Mississippi+ (6)	W, 9-3
Clemson*	W, 1-6
Mississippi+ (6)	L, 0-9

1973 (16-12-2)	
COACH: James O. West	
March	
10 at East Carolina	L, 2-5
11 at East Carolina	W, 7-4
17 at Pembroke State	L, 3-5
18 at Pembroke State	L, 3-7
24 North Carolina*	L, 5-6
25 NC State*	T, 1-1
29 Maryland*	W, 4-3
April	
2 at Georgia Tech	W, 6-4
3 at Georgia Tech	T, 11-11
5 at Davidson	W, 12-4
6 at Clemson*	W, 6-4
7 at NC State*	W, 5-1
at NC State*	L, 3-6
8 at North Carolina*	L, 2-6
10 Maryland*	W, 14-2
13 Wake Forest*	W, 11-0
Wake Forest*	L, 1-3
14 Duke*	W, 8-0
Duke*	W, 6-3
15 Clemson*	L, 3-11
17 Oneonta (N.Y.)	W, 10-0

ACC First Round	
19 Maryland#	W, 7-1
NC State#	W, 2-1
ACC Final Four	
20-22 Clemson#	L, 1-3
20-22 NC State#	L, 3-9
24 Richmond	L, 2-5
29 at William & Mary	W, 9-1
30 at Old Dominion	W, 7-5
May	
1 VMI	W, 11-1
6 Virginia Tech	L, 4-7

1974 (21-17)	
COACH: James O. West	
March	
2 at Jacksonville	L, 10-12
3 at Jacksonville	W, 10-0
4 at Georgia Tech	W, 14-6
5 at Georgia Tech	L, 2-4
6 at West Georgia	W, 4-3
7 at Georgia Tech	L, 3-8
8 at South Carolina	L, 0-2
at South Carolina	L, 3-7
9 at Pembroke State	W, 4-1
10 at Pembroke State	W, 7-3
17 Westfield State	W, 15-1
18 at East Carolina	L, 0-3
22 Richmond	L, 0-7
23 Lafayette	W, 6-4
24 Lafayette	L, 4-5
27 Mansfield State	W, 4-1
28 Old Dominion	W, 7-3
31 at NC State*	L, 5-7
April	
2 at Maryland*	L, 1-5
3 Maine	L, 4-10
7 Duke*	W, 12-1
11 at VMI	W, 6-4 (12)
12 Virginia Tech	W, 8-6
13 Wake Forest*	W, 10-4
Wake Forest*	W, 7-4
14 NC State*	L, 3-8
16 at Virginia Tech	W, 3-2 (10)
17 William & Mary	W, 9-3
19 at Clemson*	L, 2-3 (16)
at Clemson*	W, 4-1

20 at Duke*	W, 2-1
21 at North Carolina*	L, 0-5
at North Carolina*	L, 5-6
22 Maryland*	W, 11-4
25 Maryland#	W, 6-0
26 Clemson#	W, 3-2
27 NC State#	L, 1-3
28 Clemson#	L, 6-9

1975 (14-12)	
COACH: James O. West	
March	
8 at Jacksonville	W, 10-0
9 at Jacksonville	W, 5-2
13 at South Carolina	L, 0-6
14 at South Carolina	L, 4-5 (11)
15 at Pembroke	L, 2-4
18 at William & Mary	W, 3-1
25 Rhode Island	W, 20-6
26 Oneonta State	W, 12-2
27 Rhode Island	W, 5-1
28 at Richmond	L, 0-14
29 Wake Forest*	L, 3-4
April	
1 Maryland*	L, 3-11
2 at Virginia Tech	W, 5-3
4 at Clemson*	L, 2-4
5 at North Carolina*	L, 1-5
6 at Duke*	W, 7-3
7 at VMI	W, 11-1
9 Richmond	W, 13-9
12 at Wake Forest*	W, 7-2
13 at NC State*	L, 0-2
at NC State*	L, 1-4
17 Virginia Tech	W, 10-1
18 Clemson*	L, 3-6
19 Duke*	W, 13-9
20 North Carolina*	W, 3-2
North Carolina*	L, 2-5

1976 (17-22)	
COACH: James O. West	
March	
6 at Georgia Tech	W, 9-7
7 at Georgia Tech	L, 2-3
at Western Kentucky	L, 3-5
8 at Mercer	L, 1-2
9 at Mercer	L, 4-6
10 at Mercer (Atlanta)	L, 1-5
12 at South Carolina	L, 6-9 (11)
13 at South Carolina	L, 1-13
14 at Atlantic Christian	W, 7-5
16 Liberty Baptist	W, 16-6
18 Lock Haven	W, 5-3
19 Lock Haven	L, 8-17
20 William & Mary	W, 7-4
21 Richmond	W, 12-3
23 Oneonta (NY)	W, 4-3
24 James Madison	L, 8-9
26 at Virginia Tech	L, 6-10
27 at Wake Forest*	W, 1-0
28 at NC State*	W, 3-2
29 Mansfield State	W, 3-2
30 Mansfield State	L, 4-10
April	
2 Virginia Tech	L, 2-3
3 North Carolina*	L, 0-19
4 Duke*	W, 4-3 (11)
5 Duke*	W, 6-3
6 at Maryland*	L, 1-2
8 at VMI	W, 8-6
9 at James Madison	W, 8-5
10 Wake Forest*	L, 4-9
11 NC State*	L, 3-8
13 Maryland*	L, 1-8
14 Old Dominion	W, 16-5
16 at Clemson*	L, 0-9
17 at Clemson	L, 0-9
18 at North Carolina*	L, 3-4
22 North Carolina#	W, 8-6
Maryland#	L, 4-8
Wake Forest#	W, 8-2
Maryland#	L, 8-14

1977 (11-21-1)	
COACH: James O. West	
March	
12 at South Carolina	L, 2-8
13 at Pembroke	W, 6-2
14 at Furman	W, 9-2
15 at Furman	L, 4-5
16 at Erskine	W, 5-1
17 at Georgia	L, 2-4
18 at Lehigh	L, 3-8
at Georgia Southern	L, 2-13

19 at Georgia Southern	L, 2-3
20 Atlantic Christian	Cancelled
21 James Madison	L, 4-9
22 Oneonta (NY)	W, 8-0
23 Oneonta	Cancelled
24 Fairfield	L, 5-9
25 Fairfield	L, 4-9
26 Wake Forest*	L, 2-3
27 NC State*	L, 0-6
28 Mansfield State	W, 10-0
29 Virginia Tech	L, 9-12
30 at Liberty Baptist	L, 2-3
31 VMI	W, 16-1
April	
1 at Richmond	W, 5-4
3 Duke*	Cancelled
4 Duke*	Cancelled
5 George Mason	Cancelled
6 at Maryland*	T, 4-4
7 Pembroke	L, 2-4
8 at Virginia Tech	L, 7-9
9 at Wake Forest*	L, 0-10
10 at NC State*	L, 1-8
11 Maryland*	L, 0-3
12 at William & Mary	W, 2-1
13 at Old Dominion	W, 16-0
14 Richmond	W, 10-3
15 North Carolina*	W, 8-3
North Carolina*	L, 4-7
16 Clemson*	L, 3-8
17 Clemson*	L, 4-26
20 Maryland #	L, 1-4

1978 (18-14)	
COACH: James O. West	
March	
9 at Virginia Tech	Cancelled
11 at South Carolina	W, 4-1
12 at South Carolina	L, 3-13
13 at Erskine	W, 9-2
14 at Furman	L, 3-6
15 at Furman	Cancelled
16 at Clemson*	L, 4-14
17 at Clemson*	L, 3-4
18 at Pembroke State	W, 5-4
19 at Pembroke State	W, 3-1
21 Oneonta State	W, 20-6
22 Oneonta State	W, 10-9
23 Mansfield State	W, 4-3
24 Mansfield State	W, 10-9
29 Maryland*	L, 7-8
30 Richmond	L, 3-4
31 at VMI	W, 6-1
April	
1 NC State*	L, 4-17
2 North Carolina*	L, 11-12
3 at Richmond	L, 9-11
4 George Mason	W, 13-8
5 Old Dominion	W, 12-4
6 Liberty Baptist	W, 5-1
7 Duke*	W, 6-5
8 at North Carolina*	W, 8-4
9 at Duke*	L, 5-6
11 Maryland*	W, 28-5 (7)
12 William & Mary	W, 9-4
13 James Madison	L, 6-8
14 at Virginia Tech	W, 10-1
15 at NC State*	W, 5-2
16 at Wake Forest*	L, 3-4
17 at Wake Forest*	L, 7-9
20 Wake Forest#	L, 2-16

1979 (21-16)	
COACH: James O. West	
March	
10 at The Citadel	W, 5-4
11 at UNCW	Cancelled
12 at Francis Marion	L, 3-4
13 at Pembroke	L, 2-6
at Pembroke	Cancelled
15 at Wake Forest*	W, 12-3
16 at Coastal Carolina	L, 3-4
at Wake Forest#	L, 2-12
17 at Purdue-Ft. Wayne	W, 13-5
18 at Pembroke	L, 2-7
19 at Pembroke	L, 2-4
20 Oneonta	W, 13-2
21 Oneonta	W, 17-1
22 Mansfield State	W, 9-6
23 Mansfield State	W, 7-1
24 Duke*	Cancelled
25 SE Massachusetts	Cancelled
26 James Madison	W, 14-6
29 Norfolk State	W, 25-2
30 at East Carolina	W, 11-9

31 at Duke*	L, 8-9
at Duke*	W, 5-2
April	
1 at Wake Forest*	L, 4-14
3 George Mason	Cancelled
4 Maryland*	Cancelled
7 at North Carolina*	L, 2-4
8 at NC State*	W, 6-4
Richmond	Cancelled
12 at Virginia Tech	W, 9-2
William & Mary	Cancelled
14 Wake Forest*	L, 5-8
15 VCU	W, 17-4
16 at Virginia Tech	L, 0-4
18 Maryland*	L, 2-3 (7)
Maryland*	L, 2-4 (7)
19 Richmond	W, 12-3 (7)
Richmond	W, 12-3 (7)
at VCU	L, 3-14
21 NC State*	W, 5-4
22 North Carolina*	W, 3-2
23 William & Mary	W, 4-2
25 Clemson*	L, 4-10
26 Clemson*	Cancelled
29 at Old Dominion	W, 6-4
at Old Dominion	W, 10-5
VMI	L, 1-2

1980 (20-14-1)	
COACH: James O. West	
March	
8 at Georgia Southern	W, 8-3
9 Yale	W, 8-5
10 East Tenn. State	T, 1-1
14 Maryland	L, 4-5
15 at UNC-Wilmington	W, 1-0
16 at East Carolina	W, 11-9
17 Longwood	W, 10-8
19 Richmond	W, 9-3
20 VCU	L, 8-15
22 North Carolina*	L, 6-11
23 NC State*	W, 3-2
24 at Old Dominion	W, 7-5
25 Howard	L, 5-11
26 Maryland*	W, 7-3
27 at James Madison	W, 5-3
28 at James Madison	W, 4-2
29 at Wake Forest*	L, 5-7
April	
1 at Richmond	L, 0-6
2 at William & Mary	W, 12-8
at Apprentice School	L, 2-10
3 George Mason	W, 2-1
4 California State (Pa.)	L, 19-23
5 Wake Forest*	W, 12-4
6 Duke*	W, 7-5
7 Oneonta	W, 6-4
10 at VMI	W, 7-0
at VMI	W, 5-2
11 at Longwood	L, 12-13
12 at NC State*	L, 1-6
17 at Clemson*	L, 1-3
18 at Clemson*	L, 5-6
19 at Georgia Tech*	W, 5-4
20 at Georgia Tech*	W, 10-8
22 at NC State#	L, 1-3
28 Old Dominion	L, 2-5

1981 (28-20)	
COACH: Dennis Womack	
March	
12 Westfield State	W, 21-8
13 Connecticut (9)	W, 9-2
14 Connecticut (9)	L, 4-5
15 at East Carolina	W, 6-5
at East Carolina	L, 5-14
16 at South Carolina	L, 7-19
17 at South Carolina	L, 2-3
19 at Campbell	W, 7-6
20 at Elon	L, 4-13
21 at Wake Forest*	W, 10-8
22 at Duke*	L, 5-6
23 Oswego	W, 10-4
24 Pittsburgh	W, 11-4
25 Norfolk State	W, 15-10
26 Lynchburg	W, 11-9
27 at Richmond	L, 2-3
28 at North Carolina*	W, 9-8
29 at NC State*	L, 3-12
31 Vermont	L, 14-19
Vermont	L, 2-12
April	
2 Richmond	W, 12-9
3 William & Mary	W, 11-4
4 NC State*	W, 18-6

1971 (20-9)	
COACH: James O. West	
March	
23 Oneonta (N.Y.)	W, 7-3
24 Massachusetts	W, 7-4
27 at East Carolina	W, 9-5
28 at East Carolina	W, 1-0
30 at Davidson	W, 7-3
31 Maine	W, 5-4
April	
2 at Old Dominion	W, 9-6
3 at William & Mary	L, 3-4

YEAR-BY-YEAR RESULTS

6 Oneonta	W, 15-4
7 Oneonta	W, 20-4
8 Maryland*	L, 8-11
8 Maryland*	W, 5-4
10 VCU	L, 6-7
11 Duke**	W, 9-5
12 Wake Forest*	W, 8-3
15 VCU	L*, 7-10
16 Georgia Tech*	W, 11-1
17 Georgia Tech*	W, 10-8
18 Clemson*	L, 7-11
19 Clemson*	L, 5-11
20 Longwood	W, 11-5
22 Duke (10)#	L, 3-4
23 Georgia Tech (10)#	L, 2-5
27 James Madison	L, 1-3
28 Virginia Tech	W, 10-9
29 at Liberty Baptist	L, 6-9
30 at James Madison	L, 1-3
May	
2 Old Dominion	W, 4-3
Old Dominion	W, 2-0
3 at Virginia Tech	L, 1-11
4 VMI	W, 13-3
VMI	W, 8-2
5 Liberty Baptist	L, 4-10
^ Forfeit	

1982 (22-27)

COACH: Dennis Womack

March	
12 at Longwood	W, 8-4
13 at UNC-Wesleyan	L, 7-10
14 at NC State*	W, 12-8
16 at North Carolina*	L, 2-5
17 at South Carolina	L, 0-16
18 at South Carolina	L, 3-5
at South Carolina	L, 3-5
22 Norfolk State	W, 15-8
23 Richmond	W, 6-2
24 George Mason	W, 13-4
25 Shippensburg	L, 4-11
26 Seton Hall	L, 11-16
27 Seton Hall	L, 1-12 (7)
Seton Hall	L, 7-12 (7)
28 Seton Hall	W, 12-5
29 William & Mary	W, 12-4
30 East Carolina	L, 10-18
31 Maryland*	W, 11-7
April	
1 VCU	W, 16-15
2 at Richmond	L, 9-14
4 Wake Forest*	W, 7-5 (7)
5 Wake Forest*	W, 15-14 (7)
5 Oneonta State	W, 5-4
6 Oneonta State	W, 20-1 (7)
7 at Maryland*	L, 12-15
8 at Lynchburg	L, 2-5
9 at James Madison	L, 5-13
10 North Carolina*	W, 9-8
11 NC State*	L, 5-12
12 Towson State	W, 19-6
13 Liberty Baptist	W, 26-5
16 at Georgia Tech*	L, 4-6 (7)
at Georgia Tech*	L, 2-12 (7)
17 at Clemson*	L, 1-9
18 at Clemson*	L, 6-17
19 Longwood	W, 13-11

21 at Wake Forest#	W, 10-4
22 at North Carolina#	W, 6-3
23 at Clemson#	W, 6-4
24 at Wake Forest#	L, 3-7
25 at North Carolina#	L, 2-3 (12)
28 James Madison	L, 3-14
29 at VMI	L, 1-8 (7)
at VMI	W, 4-1 (7)
30 Virginia Tech	L, 6-10
May	
1 Virginia Tech	L, 4-13
2 at Virginia Tech	L, 2-9
3 at VCU	W, 17-1
4 at Liberty Baptist	L, 10-12

1983 (12-25)

COACH: Dennis Womack

March	
5 VCU	W, 11-8 (7)
VCU	W, 5-4 (7)
11 at UNC-Wesleyan	L, 0-18
13 at Central Florida	L, 6-7
14 vs. Rollins (11)	L, 4-9
vs. Yale (11)	L, 2-14
16 vs. Stetson (11)	L, 1-10
17 vs. Michigan (11)	L, 2-6
18 vs. Rollins (11)	L, 5-6
19 vs. Michigan (11)	L, 3-6
20 vs. Yale (11)	L, 7-13
22 Georgia Tech*	L, 8-19
23 Georgia Tech*	W, 15-2
24 VMI	W, 11-3
25 Brown	L, 6-10
26 NC State*	W, 4-2
28 SUNY-Oneonta	W, 9-5
29 at James Madison	L, 0-3 (7)
at James Madison	W, 11-6 (7)
30 Maryland*	L, 0-13
April	
1 at Wake Forest*	L, 3-10
4 at William & Mary	W, 7-4
12 at Maryland*	W, 6-5
13 at Richmond	L, 6-7
14 Clemson*	L, 1-8
16 at NC State*	W, 8-7
17 at North Carolina*	L, 5-11 (7)
at North Carolina*	L, 0-8 (7)
20 Clemson# (10)	L, 5-12
21 Georgia Tech# (10)	W, 8-1
22 Maryland# (10)	W, 5-2
24 North Carolina# (10)	L, 4-5 (11)
26 at Old Dominion	L, 2-5
at Old Dominion	L, 0-5
29 at Virginia Tech	L, 10-11
30 Virginia Tech	L, 3-8
May	
1 at Virginia Tech	L, 11-12

1984 (25-17)

COACH: Dennis Womack

March	
4 George Mason	W, 12-1
7 Liberty Baptist	W, 4-3
9 at Georgia Tech*	L, 2-7
10 at Georgia Tech*	W, 13-1
11 at Newberry	W, 13-6
12 at Furman	W, 4-3
14 at Newberry	W, 8-4

15 at Clemson*	L, 2-6
16 at Clemson*	L, 2-7
17 at Wofford	W, 3-1
at Wofford	W, 9-8
20 Providence	W, 10-4
22 St. John's	W, 9-1
23 G. Washington	W, 16-15
24 at North Carolina*	L, 4-10
25 at NC State*	L, 0-1
26 Oneonta	W, 7-0
27 VCU	W, 3-1
30 Brown	W, 9-8
31 Duke*	W, 5-3

April

1 Wake Forest*	L, 1-2
3 at VMI	W, 11-4
6 at Richmond	W, 3-2
7 at Duke*	W, 5-3
8 at Wake Forest*	W, 6-4
9 Longwood	L, 1-2
10 William & Mary	W, 12-9
11 at Maryland*	L, 3-4
at Maryland*	L, 1-2
12 Richmond	W, 9-8
14 North Carolina*	L, 1-5
15 NC State*	L, 3-14
16 Norfolk State	W, 10-1
18 NC State# (13)	L, 0-10
19 Clemson# (13)	L, 6-7
25 James Madison	L, 3-5
James Madison	W, 11-1
27 vs. Virginia Tech (19)	L, 4-9
28 vs. Virginia Tech (19)	L, 3-5
29 vs. Virginia Tech (19)	L, 9-10
30 vs. George Mason (7)	W, 3-1

1985 (38-16)

NCAA ATLANTIC REGIONAL

COACH: Dennis Womack

February	
27 at William & Mary	W, 12-3
March	
1 Seton Hall	W, 3-0
2 Seton Hall	L, 2-4 (7)
Seton Hall	W, 11-7 (5)
5 at VCU	W, 7-6
6 at VMI	W, 5-1
9 at Columbus (Ga.)	W, 12-3 (7)
at Columbus (Ga.)	W, 7-1 (7)
10 at Huntington (Ala.)	W, 10-8
11 at Auburn	W, 9-8
12 at Auburn	L, 5-8
13 at Auburn	L, 11-12
14 at Furman	W, 12-11 (10)
16 North Carolina*	W, 7-6
17 NC State*	W, 22-6
18 Westfield State	W, 9-7
19 Coast Guard	W, 18-4
20 Providence	W, 15-6
21 Rider	W, 7-3
23 at NC State*	L, 2-3
24 at North Carolina*	L, 5-6
25 SUNY-Oneonta	W, 8-1
26 at Richmond	W, 7-0
27 VCU	W, 9-7
28 Clemson*	W, 19-1
30 Georgia Tech*	L, 4-8
31 Georgia Tech*	W, 9-4

April	
1 Liberty Baptist	L, 14-16
2 Longwood	W, 3-2
3 Maryland*	W, 17-4
4 at George Mason	L, 4-5 (10)
6 at Duke*	W, 19-8
7 at Wake Forest*	W, 10-3
8 James Madison	L, 9-18
9 Old Dominion	W, 5-4 (10)
10 at Maryland*	L, 7-8
11 William & Mary	W, 7-6
12 Norfolk State	W, 14-8
13 Wake Forest*	W, 4-3
14 Duke*	W, 8-2
17 vs. Wake# (27)	L, 4-9
18 vs. NC State# (27)	W, 7-0
19 vs. N. Carolina# (27)	W, 10-3
20 vs. Clemson# (27)	L, 8-10
23 at Old Dominion	L, 1-3
25 at James Madison	W, 9-6 (10)
27 at Virginia Tech	L, 13-14
28 Virginia Tech	W, 3-2
29 at Liberty Baptist	W, 5-3
30 VMI	W, 8-5
May	
1 at George Mason	W, 9-5
24 vs. Florida+ (28)	W, 14-1
25 at Miami+ (28)	L, 6-11
26 vs. Florida+ (28)	L, 2-15

1986 (27-22)

COACH: Dennis Womack

February	
26 at William & Mary	W, 9-7 (8)
28 Seton Hall	Snow
March	
1 Seton Hall	W, 13-2
2 Seton Hall	W, 5-3
Seton Hall	W, 3-2
4 James Madison	W, 3-2
5 George Mason	W, 4-1
8 at Georgia Tech*	L, 7-9
9 at Georgia Tech*	L, 4-18
11 at Furman	L, 1-7 (7)
at Furman	L, 4-5
12 at Clemson*	L, 4-15
13 at Clemson*	Rain
15 Connecticut (9)	W, 12-2 (7)
Connecticut (9)	W, 8-6 (7)
16 at East Carolina	L, 5-9
18 Providence	W, 13-5
20 VCU	W, 7-6
21 North Carolina*	L, 4-6
22 Ohio University	W, 10-9 (7)
Ohio University	W, 10-1 (7)
23 Ohio University	W, 6-3
24 Liberty	L, 5-9
26 at Georgetown	L, 6-7 (10)
27 G. Washington	L, 10-11
29 at North Carolina*	L, 14-15
30 at NC State*	L, 1-2
April	
1 Towson State	W, 9-8
2 Old Dominion	L, 2-6
4 William & Mary	W, 5-4
5 NC State*	L, 1-2
8 at James Madison	L, 5-9
9 at VMI	W, 12-9

11 at Richmond	W, 16-6
12 Duke*	W, 11-8
13 Wake Forest*	L, 2-4
14 at Virginia Tech	W, 11-8
15 Richmond	Rain
18 at VCU	Rain
19 at Duke*	W, 5-2 (10)
20 at Wake Forest*	W, 15-12
21 Virginia Tech	L, 12-13 (12)
22 VMI (12)	W, 17-0 (7)
23 at Maryland*	W, 5-3
24 at Old Dominion	L, 2-11
25 vs. George Mason (7)	L, 8-10
26 at West Chester	L, 3-4
27 at Rider	W, 7-1
28 Jacksonville	W, 8-2
29 at Liberty	L, 2-3
30 Maryland*	W, 14-10
May	
14 vs. N. Carolina# (13)	L, 4-5
16 vs. N. Carolina# (13)	L, 7-9

1987 (18-30)

COACH: Dennis Womack

February	
28 at East Carolina	Rain
at East Carolina	Rain
March	
1 at East Carolina	Rain
2 at Liberty	L, 3-5
3 at William & Mary	W, 12-13 (8)
4 VCU	W, 6-1
7 at UAB	L, 6-21
8 at UAB	L, 8-9 (8)
9 at UAB	Rain
10 at Auburn	L, 2-4
11 at Auburn	L, 4-7
12 at Georgia Tech*	L, 2-18
13 at Clemson*	L, 4-6
14 at Clemson*	L, 2-9
15 at South Carolina	L, 3-7
17 Providence (8d)	W, 14-9
20 Kent State	L, 3-7
21 Kent State	L, 5-21 (7)
Kent State	W, 14-4 (7)
22 Kent State	W, 11-6
23 Georgetown	L, 6-7
24 VMI	W, 8-0
25 at James Madison	L, 1-5 (8)
26 William & Mary	W, 9-8
27 Rider Col.	W, 24-2 (7d)
28 Georgia Tech*	W, 3-2
29 Georgia Tech*	W, 19-3
31 at George Mason	Rain
April	
1 Old Dominion	W, 4-3
2 at Richmond	W, 10-2
4 Wake Forest*	W, 9-2
6 James Madison	Rain
7 Richmond	W, 8-4
8 Maryland*	W, 7-4
11 at NC State*	L, 3-21 (7)
at NC State*	L, 3-5 (7)
12 at North Carolina*	L, 6-10
13 Clemson*	L, 4-11
14 Seton Hall	L, 3-4 (12)
15 at Maryland*	L, 1-6
17 NC State*	Rain



1996 CAVALIERS - NCAA TOURNAMENT

YEAR-BY-YEAR RESULTS

19 North Carolina*	L, 1-4 (7)
North Carolina*	L, 1-9 (7)
20 Liberty	W, 8-6
21 at Old Dominion	L, 1-5
22 Maryland*	W, 10-7
23 at VCU	W, 13-6
24 at Duke*	Rain
25 at Duke*	Rain
at Duke*	Rain
26 at Wake Forest*	L, 4-5 (7)
at Wake Forest*	L, 1-6 (7)
28 George Mason (7)	W, 10-9
May	
9 Virginia Tech	L, 3-8
10 vs. Va Tech (12)	L, 4-8
11 at Virginia Tech	L, 5-11
13 NC State# (14)	L, 2-4
14 Duke# (15)	L, 0-5

1988 (32-19-1)

COACH: Dennis Womack

February

27 at East Carolina	L, 10-11 (7)
at East Carolina	W, 4-3 (7)
28 G. Washington (9)	L, 6-12 (7)
at East Carolina	W, 6-5 (7)

March

27 at William & Mary	W, 12-4
9 Radford	Rain
12 at Clemson*	L, 6-9
13 at Augusta	W, 19-13
14 at Augusta	W, 14-7
15 vs. J'ville St. (16)	W, 11-10
16 at Auburn	W, 13-8
17 Auburn-Montgomery	L, 4-5 (10)
18 at Mercer	Rain
19 at Georgia Tech*	L, 10-11 (10)
20 at Georgia Tech*	W, 12-9
23 at George Mason	L, 3-4
24 at Richmond	W, 14-13
26 West Chester	W, 8-2 (7)
West Chester	Rain
27 Georgia Tech*	L, 2-13
28 West Chester	W, 13-8
30 James Madison	W, 16-3
31 West Chester	W, 4-0 (7)
West Chester	W, 10-6 (7)

April

2 Duke*	W, 9-5 (7)
Duke*	W, 2-1 (8)
3 Wake Forest	W, 6-5
4 Campbell	W, 6-5
5 at VMI	W, 11-5
7 George Mason	Rain
8 at Liberty	Rain
9 at North Carolina*	L, 1-12 (7)
at North Carolina*	W, 13-5 (7)
10 at NC State*	L, 3-21
12 Old Dominion	T, 3-3 (10)
13 at James Madison	L, 10-13
14 William & Mary	W, 6-0
15 North Carolina*	L, 9-14
16 NC State*	L, 8-13
17 NC State*	W, 12-11
18 at Old Dominion	Rain
19 Richmond	W, 6-5
20 Virginia Tech	L, 8-11
21 Liberty	W, 11-2
23 at Wake Forest*	L, 12-15 (7)
at Wake Forest*	W, 8-2 (7)
24 at Duke*	W, 21-15
26 VMI	L, 3-5
27 Virginia Tech (12)	Rain
29 Radford (7)	W, 16-1
30 at Maryland*	W, 16-4 (7)
at Maryland*	W, 8-1 (7)

May

1 Maryland*	W, 12-1
2 Clemson*	L, 3-8
3 Clemson*	L, 0-6
11 N. Carolina# (14)	L, 1-13
12 Duke# (14)	W, 7-1
13 NC State# (14)	W, 6-1
14 Georgia Tech# (14)	L, 4-5

1989 (25-24-1)

COACH: Dennis Womack

February

28 Radford	Rain
March	
1 VCU	L, 2-6
4 at Jacksonville	L, 3-4
5 at Jacksonville	L, 4-5
6 vs. North Florida (17)	L, 2-8

April

1 at Duke*	L, 4-7
at Duke*	W, 9-8
4 at James Madison	W, 16-14 (11)
8 Wake Forest*	W, 9-0
Wake Forest	W, 12-9
10 at George Mason	L, 1-3
11 Virginia Tech	L, 1-8

1990 (21-32-1)

COACH: Dennis Womack

February

23 at William & Mary	W, 6-3
24 at East Carolina	L, 3-5
at East Carolina	L, 1-2
25 at East Carolina	L, 3-8
28 Liberty	W, 17-5
March	
1 at Old Dominion	L, 5-7
2 William & Mary	T, 6-6
4 Seton Hall	W, 1-0
Seton Hall	L, 7-8
5 Seton Hall	L, 10-11
6 VMI	L, 4-5
7 VCU	W, 15-8
9 at Georgia Tech*	L, 6-17
10 at Georgia Tech*	L, 4-9
11 at Georgia Tech*	L, 6-13
12 at Georgia	L, 1-13
13 at Georgia	L, 2-8
14 at Georgia	L, 3-12
15 at Georgia	L, 6-11
18 at Furman	L, 1-4
21 Old Dominion	L, 6-8
22 Richmond	W, 5-2
23 at NC State*	L, 1-10
24 at NC State*	L, 6-7
25 at NC State*	W, 12-7
27 James Madison	W, 13-12
28 Brown	L, 4-6

April

1 at Duke*	L, 4-7
at Duke*	W, 9-8
4 at James Madison	W, 16-14 (11)
8 Wake Forest*	W, 9-0
Wake Forest	W, 12-9
10 at George Mason	L, 1-3
11 Virginia Tech	L, 1-8

7 vs. N. Florida (17)	W, 12-4
8 at Florida	L, 6-13
9 at Florida	L, 0-18
10 at Georgia Tech*	L, 0-18
11 at Clemson*	L, 4-10
12 at Clemson*	2L, 2-8
16 Radford	W, 17-4
17 Seton Hall	L, 5-9
18 Seton Hall	T, 3-3 (7)
Seton Hall	Rain
19 Hartford	L, 7-17
22 Lafayette	W, 9-3
23 Kent State	Rain
25 at Duke*	W, 7-0
at Duke*	W, 4-3
26 at Wake Forest*	L, 5-17
29 Old Dominion	W, 9-8
30 William & Mary	W, 11-1
31 NC State*	W, 14-7

April

1 North Carolina*	L, 3-4 (10)
2 North Carolina*	L, 5-10
3 at Liberty	W, 10-7
5 at James Madison	W, 7-6 (10)
6 Richmond	W, 8-4
8 at NC State*	L, 4-9
at NC State*	Rain
9 at North Carolina*	L, 4-5 (14)
11 at William & Mary	W, 2-1 (10)
12 East Carolina	W, 3-2
14 Clemson*	L, 0-8
16 Georgia Tech*	L, 2-3
Georgia Tech*	L, 2-6
17 at VMI	W, 14-13 (10)
VMI	W, 14-8
18 James Madison	L, 6-7
19 at Richmond	W, 10-4
20 at Va Tech (10)	W, 10-9
21 Liberty	W, 15-3
22 Wake Forest*	W, 9-8
Wake Forest*	W, 6-5
23 Duke*	W, 7-4
25 at Old Dominion	W, 10-4
26 vs. Va Tech (12)	W, 6-2
27 at George Mason	L, 3-8
29 Maryland*	W, 6-5
Maryland*	Rain
30 at Maryland*	Wet grounds
at Maryland*	Wet grounds

May

1 George Mason	Rain
2 at VCU	L, 2-6
13 Georgia Tech# (14)	L, 0-3
14 Maryland# (14)	W, 7-3
15 NC State# (14)	L, 8-11

1991 (28-27-2)

COACH: Dennis Womack

February

25 Liberty	T, 5-5 (7)
26 Radford	T, 5-5
27 VCU	W, 7-2
March	
1 at VCU	L, 0-5
2 Seton Hall	W, 3-1 (7)
Seton Hall	W, 4-2
5 at Old Dominion	L, 2-5
7 VMI	W, 16-5
9 at Georgia	W, 3-1
10 at Georgia	L, 4-5
11 at Georgia	L, 3-12
12 at Georgia	L, 5-13
14 at Furman	W, 15-3
at Furman	W, 5-3 (7)
15 at Clemson*	L, 2-5
16 at Clemson*	L, 1-15
17 at Clemson*	L, 8-12
20 James Madison	W, 4-2
21 George Mason	W, 14-7 (8)
22 Notre Dame	W, 12-6 (7)
24 Notre Dame	L, 0-12 (7)
Notre Dame	W, 5-2
25 Georgia Tech*	W, 6-5
26 Georgia Tech*	L, 1-11
27 Georgia Tech*	L, 0-13
30 Duke*	W, 5-4
31 Duke*	W, 5-4 (7)
Duke*	W, 10-7 (7)

April

1 at William & Mary	L, 7-8 (10)
2 Campbell	W, 8-2
3 Virginia Tech	L, 6-7
6 at Wake Forest*	L, 3-4 (7)
at Wake Forest*	W, 4-2 (10)
7 at Wake Forest*	W, 6-2
9 Richmond	L, 1-12
10 Virginia Tech	W, 5-2
12 at North Carolina*	L, 1-3
13 at North Carolina*	L, 4-6
14 at North Carolina*	W, 7-1
16 at James Madison	L, 1-4
17 at Virginia Tech	L, 5-11
18 at Liberty	L, 2-6
19 NC State*	W, 8-4
20 NC State*	W, 6-2
21 NC State*	L, 1-2
22 Towson State	L, 4-6
23 at George Mason	W, 4-1
24 at Richmond	W, 5-4 (10)
26 Maryland*	L, 3-5
27 Maryland*	W, 7-2
28 Maryland*	L, 4-5
29 William and Mary	W, 8-1
30 Old Dominion	L, 6-9

May

11 NC State# (14)	W, 4-3
13 Georgia Tech# (14)	L, 3-9
N. Carolina# (14)	W, 5-1
14 Clemson# (14)	L, 4-7 (11)

1992 (21-30)

COACH: Dennis Womack

February

22 at VMI	W, 14-5 (7)
23 Marshall	W, 7-5 (7)
27 Richmond	L, 3-6
28 at William and Mary	W, 8-7
29 MD-Eastern Shore	W, 11-2 (7)
MD-Eastern Shore	W, 16-6 (7)

March

1 MD-Eastern Shore	W, 15-0 (8)
2 at Liberty	W, 13-5
3 at George Mason	W, 7-3
4 at Old Dominion	L, 0-3
6 William and Mary	L, 1-8 (6)
7 Seton Hall	W, 5-4
8 Seton Hall	L, 0-2 (7)
Seton Hall	W, 5-4 (10)
13 at Georgia Tech*	L, 3-4 (7)
at Georgia Tech*	L, 4-10 (7)
14 at Georgia Tech*	L, 4-5 (10)
15 at Davidson	L, 2-5
16 at UNC Greensboro	W, 10-4
17 at Campbell	L, 1-4
19 Liberty	L, 5-6
20 Clemson*	L, 6-8
21 Clemson*	L, 3-5
22 Clemson*	L, 2-8
24 Florida State*	L, 3-4
25 Florida State*	L, 7-13
27 at Duke*	W, 4-2 (10)
28 at Duke*	L, 3-8
29 at Duke*	L, 1-3
31 at Richmond	W, 5-3

April

3 Wake Forest*	L, 7-14
4 Wake Forest*	L, 3-8
5 Wake Forest*	L, 2-6
6 at VCU	W, 5-4 (10)
8 Virginia Tech	W, 4-3
10 North Carolina*	L, 5-7
11 North Carolina*	L, 4-5
12 North Carolina*	W, 13-3
13 VMI	W, 12-1
14 James Madison	W, 6-3
15 Virginia Tech	L, 3-12
17 at NC State*	W, 5-1
18 at NC State*	L, 3-6
19 at NC State*	L, 1-2
22 at Virginia Tech	L, 4-6
at Maryland*	L, 1-11 (7)
27 George Mason	W, 5-2
28 Old Dominion	W, 4-1
May	
9 Clemson# (14)	L, 2-3 (10)
10 Duke# (14)	L, 9-12

May

1 at Maryland*	L, 2-3
2 Clemson*	L, 6-11
3 Clemson*	L, 4-11
5 at Richmond	W, 6-4
7 Richmond	W, 9-5
8 North Carolina*	L, 1-2
9 North Carolina*	L, 1-2
10 North Carolina*	L, 6-8
12 at George Mason	W, 6-5
14 at VMI	L, 3-12
15 Wake Forest*	W, 5-2
16 Wake Forest*	L, 2-7
17 Wake Forest (18)*	L, 3-9
19 Radford (19)	W, 9-3
20 Virginia Tech	L, 3-5 (7)
20 Virginia Tech	L, 10-11 (7)
22 at Duke*	L, 1-6
23 at Duke*	L, 8-10
24 at Duke*	L, 12-13
26 VCU	W, 9-1
27 James Madison	W, 8-1
28 Liberty	L, 6-7 (10)
29 at Maryland*	L, 3-5
30 at Maryland*	L, 3-10
May	
1 at Maryland*	L, 5-6
3 Liberty	W, 4-1
13 Florida State*	W, 1-0
14 Florida State*	L, 6-8
15 Florida State*	L, 1-13
17 Maryland# (14)	L, 2-8

1993 (21-30)

COACH: Dennis Womack

February

20 Marshall	W, 4-2 (7)
Marshall	W, 8-1 (7)
23 VMI	W, 6-3
24 VCU	W, 8-4 (8)
25 at VCU	L, 4-8
March	
2 at Richmond	L, 2-8
3 James Madison	L, 1-2
6 Seton Hall	L, 11-12
7 Seton Hall	W, 9-1
Seton Hall	W, 7-6
9 at William and Mary	W, 13-8
10 at Liberty	W, 6-2
12 at Clemson*	L, 1-15
16 at Florida State*	L, 5-10
17 at Florida State*	L, 0-11
18 at Florida State*	L, 1-8
20 at Georgia	L, 2-3
21 at Georgia	L, 13-14
25 George Mason	W, 13-4
26 Georgia Tech*	L, 3-6 (10)
28 Georgia Tech*	W, 3-2 (7)
Georgia Tech*	L, 5-7 (7)
30 Old Dominion	L, 2-6 (7)
Old Dominion	L, 3-6 (7)
31 Liberty	W, 4-2

April

2 at Wake Forest*	W, 11-10
3 at Wake Forest*	W, 13-9 (13)
4 Wake Forest*	L, 6-7 (10)
6 Richmond	L, 3-9
7 at Virginia Tech	L, 1-6
9 at North Carolina*	L, 4-9
10 at North Carolina*	L, 1-4
11 at North Carolina*	L, 2-9
14 Virginia Tech	W, 6-2
17 NC State*	L, 2-4 (7)
NC State*	L, 2-8 (7)
18 NC State*	L, 3-8
20 William and Mary	L, 5-9
23 Maryland*	W, 10-5
24 Maryland*	L, 1-4
25 Maryland*	W, 11-5

May

27 at James Madison	L, 4-6
29 Duke*	W, 1-0
30 Duke*	L, 3-4
May	
1 Duke*	W, 5-1
2 at Radford	L, 11-16
3 Radford	W, 8-0
4 Campbell	W, 10-5
15 NC State# (14)	L, 5-7
16 Wake Forest# (14)	W, 8-7
17 Florida State# (14)	L, 2-11

1994 (20-34)

COACH: Dennis Womack

CAPTAIN: Tim Coughlin, Chris Jones

February

19 at Marshall	W, 5-4 (9)
19 at Marshall	W, 2-0 (7)
20 at VCU	L, 6-7
25 Georgetown	W, 14-0
26 C.W. Post	W, 10-5 (7)
26 C.W. Post	L, 6-9 (7)
27 C.W. Post	L, 3-5
28 C.W. Post	W, 6-2 (7)
March	
8 at William & Mary	W, 5-3
11 at Georgia Tech*	L, 1-4
12 at Georgia Tech*	L, 2-6
13 at Georgia Tech*	L, 6-7
16 at James Madison	W, 4-2
17 Seton Hall	L, 3-1 (7)
17 Seton Hall	L, 5-6 (7)
18 Seton Hall	L, 1-3
22 Howard	W, 9-0 (7)
Howard	W, 18-1 (7)
23 at Old Dominion	L, 8-12
25 at NC State*	L, 6

YEAR-BY-YEAR RESULTS

7 Howard	W, 10-2
7 Howard	W, 25-1 (7)
9 Coppin State	W, 19-1
11 Tenn. Tech (20)	W, 12-4
13 at Florida State*	L, 7-12
14 at Florida State*	W, 2-1
17 at North Carolina*	L, 0-5
18 North Carolina*	L, 11-12 (10)
19 at North Carolina*	L, 5-6
22 VCU	W, 9-3
24 NC State*	L, 5-7
25 NC State*	W, 10-8
26 NC State*	L, 4-8
28 at Richmond	L, 7-8
29 Old Dominion	L, 2-13
31 at Wake Forest*	L, 4-9

April

1 at Wake Forest*	L, 1-2
2 at Wake Forest*	L, 2-3
4 Richmond	W, 13-11
7 at Clemson*	L, 4-5
8 at Clemson*	L, 0-9
9 at Clemson*	L, 2-5
11 William & Mary	W, 7-4
13 at VMI	L, 4-6
14 Maryland*	W, 13-0
15 Maryland*	L, 5-13
16 Maryland (21)*	L, 6-10
19 Virginia Tech	W, 8-7
21 Georgia Tech*	W, 2-1
22 Georgia Tech*	L, 13-18
23 Georgia Tech*	W, 4-1
26 at Virginia Tech	W, 13-5
27 Duke*	W, 8-7
28 Duke*	W, 5-1
29 Duke*	W, 4-3

May

1 at Liberty	W, 13-1
12 Radford	W, 9-7
13 George Mason	W, 11-3
13 George Mason	L, 4-7 (7)
17 Florida State# (14)	L, 0-6
18 Georgia Tech# (14)	L, 2-3

1996 (44-21)

NCAA SOUTH I REGIONAL

COACH: Dennis Womack

CAPTAIN: Justin Counts, Donnie Seward, Craig Zaikov

February

19 Old Dominion	W, 3-2
21 VCU	W, 9-7
23 at Arizona State	L, 3-17
24 at Arizona State	W, 7-4
25 at Arizona State	L, 2-7
28 Liberty	W, 7-2

March

2 Seton Hall	W, 8-0
2 Seton Hall	W, 4-0
3 Seton Hall	W, 21-6
4 Norfolk State	W, 17-4
6 at Liberty	L, 4-5
9 at NC State*	W, 12-1
10 at NC State*	L, 3-9
10 at NC State*	L, 0-1 (7)
11 Fairfield (4)	W, 3-1 (7)
11 at NC A&T	W, 6-0 (7)
13 at UNC Charlotte	W, 5-2 (7)
13 at UNC Charlotte	L, 5-11 (7)
16 at Georgia Tech*	L, 6-7
16 at Georgia Tech*	L, 4-5
17 at Georgia Tech*	L, 5-13
21 Coppin State	W, 12-3
23 North Carolina*	W, 15-0
24 North Carolina*	L, 4-5
25 North Carolina*	W, 9-7
27 at James Madison	W, 3-2
29 Clemson*	L, 1-8
30 Clemson*	W, 3-2
31 Clemson*	L, 3-9

April

2 at Radford	W, 6-1
3 at George Mason	W, 10-1
5 at Duke*	W, 3-2
6 at Duke*	L, 3-5
7 at Duke*	L, 0-3 (7)
9 James Madison	W, 5-3 (10)
10 Howard	W, 12-3
12 at Maryland*	W, 12-6
13 at Maryland*	W, 6-1
14 at Maryland*	L, 3-12
16 at Richmond	W, 8-7
17 Virginia Tech (22)	W, 2-1 (10)
19 Wake Forest*	W, 6-0
20 Wake Forest*	W, 8-4

21 Wake Forest*	W, 2-1
22 VMI	W, 9-4
23 Richmond	L, 9-13
25 Virginia Tech	W, 8-1
27 East Carolina	W, 7-4
28 East Carolina	W, 6-5
29 at VCU	W, 5-3
30 at G. Washington	W, 3-0

1997 (32-22)

COACH: Dennis Womack

February

16 vs. Penn State	W, 12-4
16 at UNCW	W, 11-3
17 at UNCW	W, 15-8
18 at William & Mary	W, 11-2
22 Seton Hall	W, 11-10 (11)
22 Seton Hall	W, 5-4 (7)
23 Seton Hall	L, 6-13
26 Radford	W, 9-4
27 Norfolk State	W, 8-3

March

1 at East Carolina	L, 10-13
1 at East Carolina	W, 6-5 (7)
2 at East Carolina	W, 15-2
4 Liberty	W, 8-5
5 Howard	W, 8-5
7 at Florida State*	L, 2-8
8 at Florida State*	W, 6-4
9 at Florida State*	L, 2-20
10 at Mercer	L, 3-5
11 at Mercer	W, 9-4
12 at Georgia College	W, 5-3
14 at Clemson*	L, 2-3
15 at Clemson*	L, 1-6
16 at Clemson*	L, 3-7
20 Coppin State	W, 15-1
21 NC State*	W, 6-1
22 NC State*	L, 3-0
23 NC State*	W, 5-4
25 at VMI	W, 13-3
26 William & Mary	W, 14-4
27 at Old Dominion	L, 5-9

April

1 George Mason	W, 11-8
2 at JMU	W, 12-8
4 at Wake Forest*	L, 4-8
5 at Wake Forest*	L, 3-11
6 at Wake Forest*	W, 7-6
8 Richmond	L, 3-8
9 at Virginia Tech	W, 14-11
11 Georgia Tech*	L, 2-8
13 Georgia Tech*	L, 2-4 (7)
13 Georgia Tech*	W, 10-8 (7)
15 at Richmond	L, 4-9
16 James Madison	L, 9-11 (12)
18 at North Carolina*	L, 4-6
19 at North Carolina*	W, 13-2
20 at North Carolina*	L, 9-11 (12)
22 VCU	W, 11-7
25 Duke*	L, 1-4
26 Duke*	W, 3-0
29 at VCU	W, 5-2

May

10 Maryland*	W, 11-1
10 Maryland*	W, 5-4 (8)
11 Maryland*	W, 15-6
14 vs. NC State# (25)	L, 2-4
15 vs. Duke# (25)	L, 3-16

1998 (28-26-1)

COACH: Dennis Womack

February

13 vs. Rice	W, 3-2
14 vs. S. Alabama	L, 5-8
15 vs. Oklahoma State	W, 4-2
21 Penn State	W, 5-2
21 Penn State	W, 9-2
22 Penn State	W, 8-4
25 VMI	W, 13-7

28 Seton Hall	W, 5-4
28 Seton Hall	W, 9-2

March

1 Seton Hall	W, 10-5
4 William & Mary	W, 18-4
6 at Georgia Tech	L, 3-5
7 at Georgia Tech*	L, 4-27
10 at Liberty	W, 11-8
11 Liberty	W, 8-4
13 at Duke*	L, 4-7
14 at Duke*	L, 10-13
15 at Duke*	L, 6-9
17 Coppin State	W, 14-0 (7)
21 at NC State*	L, 2-14
22 at NC State*	L, 5-6
22 at NC State*	W, 9-7 (7)
24 at James Madison	W, 11-3
25 Old Dominion	L, 6-7
27 North Carolina*	L, 5-6
28 North Carolina*	W, 18-5
29 North Carolina*	W, 12-7
31 VCU	L, 3-6

April

2 at Richmond	T, 11-11
3 Clemson*	L, 7-9
4 Clemson*	W, 7-6
5 Clemson*	L, 6-15
7 at George Mason	L, 8-9
8 Virginia Tech	W, 4-3
10 at Maryland*	L, 4-7
11 at Maryland*	L, 3-10
12 at Maryland*	W, 9-1
14 Richmond	W, 9-7
15 at Virginia Tech	L, 5-10
16 at William & Mary	W, 5-1
18 St. John's	L, 3-6
18 St. John's	W, 4-1 (7)
20 at Radford	W, 14-3
21 James Madison	W, 8-7
22 at Virginia Tech	W, 3-2
24 Wake Forest*	L, 2-3
25 Wake Forest*	L, 4-13
26 Wake Forest*	L, 7-13
28 at VCU	W, 11-7

May

9 Florida State*	L, 4-5
9 Florida State*	L, 2-11
10 Florida State*	L, 6-9
12 vs. Maryland# (13)	W, 9-4 (10)
13 vs. Florida St# (13)	L, 1-4
14 vs. NC State# (13)	L, 1-4

1999 (21-35)

COACH: Dennis Womack

January

29 vs. Jacksonville	L, 2-13
30 vs. Auburn	L, 2-11
31 vs. Oklahoma	W, 12-4

February

12 at The Citadel	W, 5-1
13 vs. East Carolina	L, 0-12
14 vs. VCU	L, 2-7
20 Penn State	W, 6-3
20 Penn State	W, 4-3 (7)
21 Penn State	L, 2-4
24 at Old Dominion	L, 0-1
27 Seton Hall	L, 0-8
27 Seton Hall	L, 2-10

March

2 William & Mary	L, 5-8
4 Radford	W, 5-2
6 Rhode Island	W, 10-3 (7)
6 Rhode Island	W, 13-5
7 Rhode Island	W, 7-0
12 at Florida State*	L, 3-10
13 at Florida State*	L, 1-2
14 at Florida State*	L, 3-11
16 at UNC Greensboro	L, 4-8
17 at UNC Greensboro	L, 8-11
19 Duke*	W, 15-5
20 Duke*	W, 15-3
23 at Liberty	L, 4-5
24 George Mason	L, 3-6
26 NC State*	L, 1-2
27 NC State*	L, 3-8
28 NC State*	W, 9-6
31 Richmond	W, 6-5

April

2 Georgia Tech*	W, 7-6 (14)
3 Georgia Tech*	L, 6-7
4 Georgia Tech*	W, 6-5
6 at Richmond	L, 3-8
7 VCU	W, 14-1 (7)
9 at Wake Forest*	L, 2-11
10 at Wake Forest*	L, 8-14

11 at Wake Forest*	L, 4-5
14 at Virginia Tech	L, 9-13
16 at North Carolina*	L, 9-10
17 at North Carolina*	L, 2-3
18 at North Carolina*	L, 5-6
20 at VCU	L, 2-4
21 Virginia Tech	L, 7-11
23 Maryland*	W, 9-5
24 Maryland*	W, 15-3
25 Maryland*	L, 1-5
27 Liberty	W, 11-6

May

1 at Clemson*	W, 9-3
1 at Clemson*	L, 4-5 (11)
2 at Clemson*	L, 5-12
4 at George Mason	L, 9-15
15 at James Madison	W, 13-2
16 James Madison	W, 5-4
24 vs. Wake# (13)	L, 3-4
20 vs. NC State# (13)	L, 6-9

2000 (26-31-1)

COACH: Dennis Womack

February

12 at Louisiana State	L, 0-8
12 at Louisiana State	L, 2-13
13 at Louisiana State	L, 4-13
16 Old Dominion	T, 14-14 (8)
22 George Mason	L, 4-6
23 at Liberty	L, 5-6
15 Liberty	L, 6-9 (8)
26 Bucknell	W, 6-1 (7)
26 Bucknell	W, 5-4 (7)
27 Bucknell	W, 13-2
29 at William & Mary	L, 3-9

March

2 at George Mason	W, 4-3
4 Seton Hall	W, 4-1 (7)
4 Seton Hall	L, 4-8
5 Seton Hall	W, 7-4
6 at VCU	W, 8-7
8 at James Madison	L, 6-14
11 Eastern Michigan	W, 7-6
11 Eastern Michigan	L, 4-6 (7)
12 Eastern Michigan	W, 12-4
14 Princeton	W, 11-5
15 Princeton	W, 5-2
17 at NC State*	L, 13-16
18 at NC State*	L, 2-4
19 at NC State*	W, 3-1
24 Wake Forest*	L, 0-4
25 Wake Forest*	W, 10-9
26 Wake Forest*	L, 5-13
28 at Richmond	W, 11-2
29 Virginia Tech	L, 3-7

April

1 Florida State*	L, 6-9
2 Florida State*	W, 2-1
2 Florida State*	L, 4-10
4 Richmond	W, 11-2
7 at Duke*	W, 10-4
8 at Duke*	W, 12-3
9 at Duke*	L, 1-10
14 at Georgia Tech*	L, 4-8
15 at Georgia Tech*	L, 1-5
16 at Georgia Tech*	L, 6-12
19 at Virginia Tech	L, 6-7 (10)
21 North Carolina*	W, 6-5
22 North Carolina*	L, 4-5
23 North Carolina*	W, 10-6
24 James Madison	L, 1-3
26 UNC Greensboro	W, 1-0 (7)
26 UNC Greensboro	L, 5-15 (7)
28 at Maryland*	L, 2-4
29 at Maryland*	W, 13-10
30 at Maryland*	W, 9-4

May

2 vs. Va Tech (22)	W, 5-4
13 Clemson*	L, 7-9
13 Clemson*	W, 11-0
14 Clemson*	L, 9-20
17 vs. Clemson# (24)	L, 5-9
18 vs. NC State# (24)	W, 9-5 (10)
19 vs. Wake# (24)	W, 8-3
20 vs. Clemson# (24)	L, 5-12

2001 (25-31)

COACH: Dennis Womack

February

17 Naval Academy	W, 9-1
17 Naval Academy	W, 10-3
18 Naval Academy	W, 6-2
24 Penn State	W, 15-4
24 Penn State	W, 6-5 (9)
25 Penn State	L, 6-7 (10)

27 William & Mary	L, 5-10
28 at VCU	L, 6-7 (11)

March

1 at Liberty	W, 13-10
3 Seton Hall	L, 4-9
3 Seton Hall	W, 2-1
10 at Florida State*	L, 2-9
10 at Florida State*	L, 1-16
11 at Florida State*	L, 1-2
12 at High Point	W, 18-7
13 at UNC Greensboro	W, 6-3
14 at UNC Greensboro	W, 12-2
16 Duke*	W, 4-3
17 Duke*	L, 11-12
18 Duke*	W, 14-5
19 George Mason	W, 13-9
20 VCU	L, 2-8
23 NC State*	W, 8-7
24 NC State*	W, 10-2
25 NC State*	L, 3-10
27 Richmond	W, 1-0
30 Georgia Tech*	W, 3-1
31 Georgia Tech*	L, 3-10

April

1 Georgia Tech*	L, 9-13
3 at Richmond	L, 4-17
5 at Radford	L, 5-6
6 at Wake Forest*	L, 8-9
7 at Wake Forest*	L, 2-14
8 at Wake Forest*	L, 1-4
10 Liberty	L, 4-5 (11)
11 Virginia Tech	W, 7-4
13 at North Carolina*	L, 6-10
14 at North Carolina*	L, 6-7
15 at North Carolina*	W, 5-2
17 James Madison	L, 3-4
18 at Virginia Tech	W, 9-3
20 Maryland*	W, 6-1
21 Maryland*	W, 15-7
22 Maryland*	W, 9-6
24 at James Madison	L, 6-7 (10)
25 at George Mason	L, 5-10
27 at Miami	W, 5-0
28 at Miami	L, 1-5
29 at Miami	L, 6-12

May

1 vs. Virginia Tech	L, 1-6
12 at Clemson*	L, 1-8
12 at Clemson*	L, 1-17
13 at Clemson*	L, 4-5



2009 CAVALIERS - COLLEGE WORLD SERIES

YEAR-BY-YEAR RESULTS

14 Wake Forest* L, 5-9
 16 Richmond L, 6-15
 17 at Richmond W, 12-11 (10)
 18 vs. Virginia Tech L, 2-8
 20 UNC Greensboro W, 5-12
 22 at George Mason W, 14-5
 23 Liberty W, 5-3
 26 at Georgia Tech* W, 5-1
 27 at Georgia Tech* L, 2-3 (12)
 28 at Georgia Tech* L, 3-9
 30 Virginia Tech W, 8-7 (10)
 May
 11 Clemson* L, 4-15
 12 Clemson* L, 2-15
 13 Clemson* L, 3-5
 15 at Penn State W, 12-4 (7)
 15 at Penn State L, 11-12 (7)
 17 at NC State* L, 2-10
 18 at NC State* L, 7-12
 18 at NC State* L, 8-10
 22 vs. N. Carolina# (22) L, 10-11
 23 vs. NC State# (22) L, 5-6 (10)

2003 (29-25)
COACH: Dennis Womack

February
 14 at Auburn L, 13-14
 15 at Auburn L, 3-5
 16 at Auburn L, 5-7
 24 at Liberty W, 15-5
 March
 2 at Radford W, 11-0
 3 at Richmond L, 1-2
 3 at Richmond L, 1-2 (7)
 4 James Madison W, 3-2
 5 Navy W, 12-1
 7 Charlotte W, 3-2
 8 Charlotte W, 3-2
 9 Charlotte W, 11-5
 11 UNC Greensboro W, 12-5
 12 UNC Greensboro W, 14-6
 14 at Florida State* L, 1-9
 15 at Florida State* L, 0-4
 16 at Florida State* L, 4-5 (12)
 19 William & Mary W, 6-0
 21 Duke* W, 13-1
 22 Duke* W, 9-2
 23 Duke* W, 6-0
 25 James Madison W, 13-3
 26 at James Madison W, 5-4
 28 Maryland* W, 6-0
 29 Maryland* W, 4-2
 April
 1 Richmond W, 11-4
 2 Liberty W, 3-0
 4 at Clemson* L, 4-9
 5 at Clemson* W, 4-1
 6 at Clemson* L, 2-9

11 Miami L, 1-6
 12 Miami L, 4-10
 13 Miami W, 17-2 (7)
 15 Old Dominion W, 8-3
 16 at Virginia Tech L, 3-5
 19 NC State* L, 1-7
 19 NC State* L, 2-3
 20 NC State* W, 8-3
 22 George Mason L, 3-4
 23 vs. Virginia Tech W, 10-7
 25 at Wake Forest* L, 1-2
 26 at Wake Forest* W, 13-2
 27 at Wake Forest* W, 6-4
 29 at VCU L, 3-5
 May
 9 Georgia Tech* L, 0-7
 10 Georgia Tech* L, 2-5
 11 Georgia Tech* L, 0-1
 12 VCU L, 1-7
 16 at North Carolina* W, 6-4
 16 at North Carolina* L, 3-4 (10)
 17 at North Carolina* W, 7-5 (10)
 22 vs. NC State# (22) L, 6-10
 23 vs. Wake# (22) W, 12-11 (10)
 24 vs. Florida St# (22) L, 0-2

2004 (44-15)
NCAA TOURNAMENT
COACH: Brian O'Connor

February
 13 at NC A&T W, 10-7
 14 at NC A&T W, 9-3
 15 at NC A&T W, 12-5
 19 Maryland-ES W, 15-2
 21 Penn State W, 7-1
 22 Penn State L, 3-8
 24 James Madison W, 10-1
 27 Seton Hall W, 3-2
 28 Seton Hall W, 17-1
 29 Seton Hall W, 4-3
 March
 2 at Richmond W, 14-6
 5 Central Conn. W, 17-1
 6 Central Conn. W, 10-0
 7 Central Conn. W, 9-4
 8 Quinnipiac L, 11-13
 10 at UNC Greensboro W, 9-1
 12 at Georgia Tech* W, 4-3
 13 at Georgia Tech* W, 2-1
 14 at Georgia Tech* W, 8-5 (10)
 17 at Old Dominion L, 4-5
 19 North Carolina* L, 3-5 (11)
 20 North Carolina* L, 4-8
 21 North Carolina* W, 6-2
 24 at George Mason W, 9-5
 26 at NC State* W, 9-2
 27 at NC State* L, 1-12
 28 at NC State* L, 7-8

30 Brown W, 13-2 (7)
 31 Brown W, 11-4
 April
 2 at Duke* W, 8-1
 3 at Duke* W, 6-5
 4 at Duke* W, 3-1
 6 at William & Mary W, 11-9
 9 Clemson* W, 5-1
 10 Clemson* W, 4-3
 10 Clemson* W, 10-7
 16 at Maryland W, 5-3
 17 at Maryland W, 7-6 (11)
 18 at Maryland W, 2-1 (11)
 20 Norfolk State W, 8-3
 21 Virginia Tech W, 21-10
 23 at Miami L, 0-8
 24 at Miami L, 3-22
 25 at Miami W, 4-3
 27 Radford W, 3-2
 May
 7 Florida State* L, 0-8
 8 Florida State* W, 15-2
 9 Florida State* L, 1-4
 13 Wake Forest* W, 5-4 (10)
 14 Wake Forest* W, 11-7
 15 Wake Forest* W, 8-6
 18 at Liberty W, 6-4
 19 Liberty W, 5-4
 26 vs. Duke# (22) L, 4-6
 27 vs. NC State# (22) L, 5-6
 June
 5 Princeton+ L, 2-4
 5 vs. George Mason+ W, 7-2
 6 vs. Princeton+ W, 9-0
 6 Vanderbilt+ L, 3-7

2005 (41-20)
NCAA TOURNAMENT
COACH: Brian O'Connor

February
 11 at UNC Wilmington L, 2-5
 12 at UNC Wilmington W, 2-0
 13 at UNC Wilmington W, 7-4
 16 at Old Dominion L, 6-9
 18 Bucknell W, 7-2
 19 Bucknell W, 2-0
 19 Bucknell W, 13-3
 23 Old Dominion W, 8-0
 26 Fordham W, 5-0
 26 Fordham W, 13-3
 27 Fordham L, 2-3
 March
 4 at Wake Forest* L, 8-11
 5 at Wake Forest* L, 8-15
 6 at Wake Forest* L, 6-7
 8 Longwood W, 8-0
 9 James Madison W, 13-2
 11 Marist W, 3-0

12 Marist W, 10-5
 13 Marist W, 6-0
 16 Coppin State W, 15-1
 18 Maryland W, 4-1
 19 Maryland W, 6-5
 20 Maryland W, 5-2
 27 at Virginia Tech* W, 8-5
 30 VMI W, 2-1
 April
 1 at North Carolina* L, 7-8 (14)
 2 at North Carolina* L, 5-10
 3 at North Carolina* L, 2-3 (11)
 5 at Liberty W, 10-2
 8 NC State* W, 2-0
 9 NC State* L, 0-6
 10 NC State* L, 2-3
 12 Norfolk State W, 13-1
 13 Maryland-ES W, 15-1 (7)
 13 Maryland-ES W, 6-0 (7)
 15 at Clemson* L, 4-13
 16 at Clemson* L, 2-3
 17 at Clemson* W, 9-2
 20 Longwood W, 5-1
 22 Georgia Tech* W, 4-2
 23 Georgia Tech* W, 9-2
 24 Georgia Tech* W, 2-1
 27 William & Mary W, 9-4
 29 at Florida State* L, 1-8
 May
 1 at Florida State* W, 6-2
 1 at Florida State* L, 2-7
 3 Richmond W, 11-0
 13 Miami* L, 6-7
 14 Miami* L, 0-1
 15 Miami* W, 4-3
 16 N.C. A&T W, 2-0
 17 at James Madison W, 10-2
 19 Duke* W, 7-1
 20 Duke* W, 7-2
 21 Duke* W, 10-4
 25 vs. Clemson# (17) W, 8-1
 26 vs. NC State# (17) W, 12-2 (7)
 28 vs. Clemson# (17) W, 5-4
 29 vs. Ga. Tech# (17) L, 3-4
 June
 3 vs. St. John's+ (26) L, 3-5
 4 vs. Ohio State+ (26) L, 1-2

2006 (47-15)
NCAA TOURNAMENT
COACH: BRIAN O'CONNOR

February
 10 vs. The Citadel W, 5-3
 12 at Coastal Carolina W, 8-3
 15 Old Dominion L, 1-5
 17 Towson W, 7-0
 18 Towson W, 7-2

19 Towson W, 13-3
 21 VCU W, 7-1
 24 vs. George Mason W, 9-7
 25 vs. Gardner-Webb W, 6-2
 26 at C of Charleston L, 6-7 (17)
 28 G. Washington W, 11-5
 March
 3 Saint Joseph's W, 21-0
 4 Saint Joseph's W, 15-1
 5 Saint Joseph's W, 14-3
 7 UMES W, 20-3
 7 UMES W, 15-0
 10 at Georgia Tech* L, 2-8
 11 at Georgia Tech* L, 6-7
 12 at Georgia Tech* W, 6-3
 15 Dayton W, 10-3
 17 Clemson* W, 2-1
 18 Clemson* W, 10-2
 19 Clemson* W, 7-4
 22 Marshall W, 12-0
 24 Wake Forest* W, 3-2
 25 Wake Forest* L, 2-3
 26 Wake Forest* W, 10-2
 28 Coppin State W, 12-1
 29 Norfolk State W, 13-2
 31 at NC State* L, 2-10
 April
 1 at NC State* L, 9-10
 2 at NC State* L, 1-8
 5 at Richmond W, 5-0
 7 at Duke* L, 3-4
 8 at Duke* W, 7-3
 9 at Duke* W, 6-4
 12 Longwood W, 6-4
 14 Boston College* W, 8-3
 15 Boston College* W, 5-4
 16 Boston College* W, 5-0
 18 VMI W, 5-0
 21 at Miami* W, 8-2
 22 at Miami* W, 15-7
 23 at Miami* L, 8-9 (10)
 26 Richmond W, 8-3
 28 at Maryland* W, 6-0
 29 at Maryland* W, 8-0
 30 at Maryland* W, 7-5
 May
 2 Mount St. Mary's W, 6-3
 12 North Carolina* W, 4-1
 13 North Carolina* L, 0-5
 14 North Carolina* W, 9-2
 16 at Old Dominion W, 11-10
 18 Virginia Tech* W, 4-2
 19 Virginia Tech* W, 6-0
 20 Virginia Tech* W, 11-7
 24 vs. Florida St# (17) W, 6-2
 25 vs. NC State# (17) L, 3-4

YEAR-BY-YEAR RESULTS

26 vs. Florida St.# (17) L, 0-11 (7)
 June
 2 Lehigh+ W, 11-5
 3 vs. South Carolina+ L, 2-8
 4 Evansville+ L, 4-15

2007 (45-16)
NCAA TOURNAMENT
COACH: Brian O'Connor

February
 9 vs. Elon W, 10-3
 10 vs. North Florida W, 10-1
 11 at Coastal Carolina L, 2-3
 17 G. Washington W, 11-0
 18 G. Washington W, 11-1
 19 G. Washington W, 15-2
 20 William & Mary W, 17-2
 21 Coppin State W, 12-0
 23 Bucknell W, 2-0
 24 Bucknell W, 3-0
 24 Bucknell W, 13-2
 27 VMI W, 5-3

March
 2 Delaware W, 11-2
 3 Delaware W, 10-4
 4 Delaware W, 3-2
 6 at James Madison W, 6-5
 9 at Wake Forest* L, 3-8
 10 at Wake Forest* W, 13-5
 11 at Wake Forest* L, 6-7
 13 Niagara W, 29-2
 17 at North Carolina* W, 7-2 (11)
 18 at North Carolina* W, 9-6
 18 at North Carolina* L, 4-9
 20 at Richmond W, 11-1
 23 Miami* W, 4-1
 24 Miami* W, 3-0
 25 Miami* L, 2-4
 27 George Mason W, 17-6
 28 Longwood W, 4-3
 30 at Virginia Tech* W, 3-1
 31 at Virginia Tech* W, 11-4

April
 1 at Virginia Tech* W, 8-5
 3 at VMI L, 2-5
 6 Duke* W, 4-0
 7 Duke* L, 9-13
 8 Duke* W, 8-1
 10 at VCU W, 8-1
 13 Georgia Tech* L, 1-2 (11)
 14 Georgia Tech* W, 7-6
 17 Richmond W, 12-5
 20 at Clemson* W, 5-3
 21 at Clemson* W, 3-0
 22 at Clemson* L, 1-2
 25 James Madison L, 6-7 (14)

27 Maryland* W, 14-0
 28 Maryland* W, 3-2 (10)
 29 Maryland* W, 4-0
 May
 1 VCU W, 5-4
 11 NC State* W, 4-2
 12 NC State* L, 7-10
 13 NC State* L, 6-8
 15 Coastal Carolina L, 7-11
 17 at Boston College* W, 5-4 (10)
 19 at Boston College* W, 11-3
 23 vs. NC State# (17) W, 6-1
 24 vs. Ga Tech# (17) W, 4-1
 26 vs. N. Carolina# (17) L, 0-5

June
 1 Lafayette+ W, 5-1
 2 Oregon State+ W, 7-4 (13)
 4 Oregon State+ L, 3-5
 5 Oregon State+ L, 3-7

2008 (39-23)
NCAA TOURNAMENT
COACH: Brian O'Connor

February
 23 Lehigh W, 5-1
 Lehigh W, 4-1
 24 Lehigh W, 12-1
 Lehigh W, 6-1
 27 Old Dominion W, 7-3
 28 Coppin State W, 27-1
 29 Siena W, 17-2

March
 1 Cornell W, 12-2
 Siena W, 7-4
 2 Cornell W, 12-3
 8 at NC State* W, 5-3 (10)
 at NC State* L, 0-2
 9 at NC State* L, 2-4
 11 Radford W, 8-2
 12 Navy W, 11-5
 14 at Duke* L, 8-9
 15 at Duke* W, 10-1
 16 at Duke* L, 1-4
 18 Stony Brook W, 3-0
 Stony Brook W, 6-4
 21 Boston College* W, 7-3
 22 Boston College* W, 5-4 (10)
 23 Boston College* W, 8-6
 25 VCU W, 5-3
 26 G. Washington L, 5-17
 28 Virginia Tech* W, 10-1
 29 Virginia Tech* W, 9-2
 30 Virginia Tech* W, 2-1

April
 1 Towson W, 9-8
 2 Towson L, 6-7

4 at Florida State* L, 3-10
 6 at Florida State* L, 2-3 (10)
 at Florida State* L, 2-3 (10)
 8 Longwood W, 6-0
 9 Liberty W, 7-3
 11 at Maryland* W, 11-6
 12 at Maryland* W, 5-4
 13 at Maryland* W, 11-4
 15 Coastal Carolina L, 3-8
 18 Wake Forest* W, 4-2
 19 Wake Forest* L, 3-14
 20 Wake Forest* W, 3-2 (11)
 22 Georgetown W, 9-1
 23 William & Mary L, 5-6
 25 at Miami* L, 0-1
 26 at Miami* L, 3-4 (10)
 27 at Miami* L, 0-10
 29 Mount St. Mary's W, 11-1

May
 9 North Carolina* L, 3-9
 10 North Carolina* L, 2-5
 11 North Carolina* W, 5-4 (6)
 13 VMI W, 6-5 (11)
 15 Georgia Tech* W, 4-2
 16 Georgia Tech* L, 8-14
 17 Georgia Tech* L, 7-9
 21 vs. N. Carolina# (17) W, 8-7 (11)
 23 vs. Florida St# (17) W, 5-3
 24 vs. Wake# (17) L, 4-7
 25 vs. Miami# (17) L, 4-8
 30 vs. UCLA+ (29) L, 2-3
 31 vs. Rider+ (29) W, 8-2

June
 1 at CS Fullerton+(29) L, 1-4

2009 (49-15-1)
ACC CHAMPIONS
NCAA COLLEGE WORLD SERIES
COACH: Brian O'Connor

February
 20 Bucknell W, 12-0
 21 Bucknell W, 7-0
 Bucknell W, 6-1
 22 Bucknell W, 11-1
 24 William & Mary W, 11-1
 27 Fordham W, 6-2
 Delaware W, 11-4
 28 Fordham W, 7-3

March
 4 George Washington W, 17-4
 6 at Wake Forest* W, 18-2
 7 at Wake Forest* W, 8-6
 8 at Wake Forest* W, 21-5
 10 Navy W, 17-1
 11 VMI W, 10-3
 13 Florida State* W, 15-2

17 Marshall W, 5-4
 18 Canisius W, 11-3
 Wagner W, 5-2
 20 Miami* W, 9-4
 21 Miami* L, 3-4
 22 Miami* L, 5-7 (8)
 24 Towson W, 13-4
 25 Towson W, 7-5
 27 at North Carolina* L, 3-4
 28 at North Carolina* W, 5-2
 29 at North Carolina* L, 5-6
 31 vs. Radford (22) W, 12-2

April
 1 Norfolk State W, 6-2
 3 Maryland* W, 7-4
 4 Maryland* L, 7-8
 5 Maryland* W, 17-2
 7 Stony Brook W, 8-0
 8 Stony Brook L, 2-6
 11 at Georgia Tech* L, 6-7
 at Georgia Tech* W, 11-10
 12 at Georgia Tech* T, 4-4
 17 at Boston College* W, 8-3
 18 at Boston College* L, 6-9
 19 at Boston College* W, 2-0
 21 at VCU W, 8-1
 22 Georgetown W, 9-3
 24 NC State* W, 6-2
 25 NC State* W, 6-3
 26 NC State* L, 6-7
 28 Liberty W, 5-2

May
 8 Duke* L, 4-11
 9 Duke* W, 10-9
 10 Duke* W, 12-1
 12 VCU W, 4-1
 14 at Virginia Tech* L, 4-5 (10)
 15 at Virginia Tech* L, 8-9
 16 at Virginia Tech* W, 6-4
 21 vs. Clemson (13) # W, 6-5
 22 vs. UNC (13) # W, 11-1 (8)
 23 vs. Duke (13) # W, 11-7
 24 vs. FSU (13) # W, 6-3
 29 vs. San Diego St. (30)+ W, 5-1
 30 vs. UC Irvine (30)+ W, 5-0
 31 vs. UC Irvine (30)+ W, 4-1

June
 5 vs. Ole Miss (31)* L, 3-4 (12)
 6 vs. Ole Miss (31)* W, 4-3
 7 vs. Ole Miss (31)* W, 5-1
 13 vs. LSU (32)* L, 5-9
 15 vs. Cal St. Fullerton (32)* W, 7-5
 17 Arkansas (32)* L, 3-4 (12)

2010 (51-14)
ACC COASTAL DIVISION CHAMPIONS
NCAA CHARLOTTEVILLE REGIONAL CHAMPIONS
COACH: Brian O'Connor

February
 19 at East Carolina W, 6-2
 20 at East Carolina L, 1-6
 21 at East Carolina W, 14-11
 24 George Washington W, 5-2
 26 Rhode Island W, 13-0
 27 Rhode Island W, 22-2
 28 Rhode Island W, 8-5

March
 5 Wright State L, 1-2
 6 Dartmouth W, 14-3
 7 Dartmouth W, 11-5
 7 Wright State W, 13-3
 10 at William & Mary W, 12-6
 12 at Florida State* W, 5-0
 13 at Florida State* W, 9-8
 14 at Florida State* L, 8-9
 16 William and Mary W, 9-1
 17 at James Madison W, 6-3
 19 Boston College* W, 7-1
 20 Boston College* W, 4-3
 21 Boston College* W, 11-1
 23 Marshall W, 6-3
 26 Clemson* W, 4-3
 27 Clemson* L, 5-8
 27 Clemson* W, 3-1
 30 Towson W, 8-5
 31 Towson W, 17-4

April
 2 at NC State* L, 5-6 (11)
 3 at NC State* W, 8-4
 4 at NC State* L, 6-7
 6 James Madison W, 9-4
 7 Radford W, 12-2
 9 Georgia Tech* W, 7-4
 10 Georgia Tech* L, 7-9
 11 Georgia Tech* W, 9-1
 14 at VMI L, 3-12
 16 Virginia Tech* W, 4-2
 17 Virginia Tech* W, 8-2
 18 Virginia Tech* L, 5-8
 20 Richmond W, 11-3
 21 George Mason W, 10-3
 23 at Maryland* W, 5-1
 23 at Maryland* W, 27-4
 24 at Maryland* W, 11-2
 27 Coastal Carolina W, 6-3
 28 Georgetown W, 10-5
 30 at Duke (13)* W, 12-3



2015 NATIONAL CHAMPIONS

YEAR-BY-YEAR RESULTS

May		
1 at Duke (13)*	W, 11-1	
2 at Duke (13)*	W, 10-6	
4 VCU	W, 10-5	
15 North Carolina*	W, 3-2	
15 North Carolina*	W, 5-1	
16 North Carolina*	W, 5-3	
20 at Miami*	L, 4-5 (11)	
21 at Miami*	W, 3-1	
22 at Miami*	W, 7-4	
26 vs. BC (4)#	W, 6-4	
27 vs. Florida St (4) #	L, 4-11	
29 vs. Miami (4) #	W, 12-8	
June		
4 VCU +	W, 15-4	
5 Ole Miss +	W, 13-7	
6 St. John's +	L, 5-6	
7 St. John's +	W, 5-3	
12 Oklahoma ^	W, 3-2	
13 Oklahoma ^	L, 7-10	
14 Oklahoma ^	L, 0-11	

2011 (56-12)
ACC CHAMPIONS
ACC COASTAL DIVISION CHAMPIONS
NCAA COLLEGE WORLD SERIES
COACH: Brian O'Connor

February		
18 vs. UAB (16)	W, 6-4	
19 at Auburn (16)	W, 13-2	
20 vs. Arkansas St. (16)	W, 8-2	
23 VMI	W, 4-3	
25 East Carolina	W, 10-1	
26 East Carolina	W, 4-3	
27 East Carolina	L, 3-4	
March		
1 William and Mary	W, 9-0	
2 Niagara	W, 7-0	
4 Cornell	W, 12-1	
4 Rider	W, 12-0	
5 Rider	W, 4-1	
5 Cornell	W, 14-2	
8 Marshall	W, 1-0	
11 at Clemson*	W, 5-0	
12 at Clemson*	W, 8-7	
13 at Clemson*	W, 7-6	
16 James Madison	W, 7-3	
18 Florida State*	W, 4-3 (11)	
19 Florida State*	W, 5-4 (11)	
20 Florida State*	L, 11-12 (10)	
22 Towson	W, 6-0	
23 Towson	W, 5-0	
25 Maryland*	W, 1-1	
26 Maryland*	W, 4-2	
26 Maryland*	W, 4-2	
29 George Washington	W, 2-0	

April		
1 at Virginia Tech*	W, 18-3	
2 at Virginia Tech*	W, 9-3	
3 at Virginia Tech*	W, 10-2	
5 Radford	W, 2-0	
8 at Georgia Tech*	W, 6-2	
9 at Georgia Tech*	W, 12-9	
10 at Georgia Tech*	L, 8-10	
12 Georgetown	W, 4-0 (5)	
13 Coastal Carolina	W, 8-7	
15 Duke*	W, 10-0	
17 Duke*	W, 3-2 (11)	
17 Duke*	W, 18-4	
19 at Radford	W, 12-0	
20 Richmond	W, 12-1	
23 NC State*	L, 2-6	
23 NC State*	W, 3-1	
24 NC State*	W, 7-6	
29 at Boston College*	W, 17-0	
30 at Boston College*	L, 4-5 (11)	

May		
1 at Boston College*	W, 4-0	
3 at VCU	W, 14-3	
13 Miami*	L, 2-6	
14 Miami*	W, 3-2	
15 Miami*	W, 5-4	
19 at North Carolina*	L, 0-6	
20 at North Carolina*	L, 1-2	
21 at North Carolina*	L, 2-3	
25 vs. Wake (13)#	W, 13-1 (7)	
27 vs. Miami (13)#	W, 6-4	
28 vs. UNC (13)#	W, 3-2	
29 vs. Florida St. (13)#	W, 7-2	
June		
3 Navy +	W, 6-0	
4 St. John's +	W, 10-2	
5 East Carolina +	W, 13-1	
11 UC Irvine ^	W, 6-0	

12 UC Irvine ^	L, 5-6	
13 UC Irvine ^	W, 3-2	
19 vs. California (32)!	W, 6-1	
21 vs. S. Carolina (32)!	L, 1-7	
23 vs. California (32)!	W, 8-1	
24 vs. S. Carolina (32)!	L, 2-3 (13)	

2012 (39-19)
NCAA TOURNAMENT
COACH: Brian O'Connor

February		
17 vs. Boston College	L, 3-5	
18 at Coastal Carolina	W, 9-3	
18 vs. James Madison	T, 4-4 (8)	
21 William & Mary	W, 6-5 (11)	
24 Monmouth	W, 18-4	
25 Monmouth	W, 7-1	
26 Monmouth	W, 13-1	
28 Liberty	L, 0-8	

March		
2 Wright State	Cancelled	
3 Seton Hall	W, 10-4	
Wright State	L, 4-5	
4 Seton Hall	L, 2-5	
6 at James Madison	W, 14-6	
9 Virginia Tech*	L, 8-10 (11)	
10 Virginia Tech*	W, 4-3	
11 Virginia Tech*	W, 6-5	
13 Marist	W, 10-9	
14 Marist	W, 10-2	
17 at Florida State*	L, 3-12	
18 at Florida State*	L, 3-4	
19 at Florida State*	L, 5-7	
21 VMI	W, 12-3	
23 Clemson*	W, 6-3	
24 Clemson*	W, 5-1	
25 Clemson*	W, 5-3	
27 Towson	W, 8-0	
28 Towson	W, 19-5	
30 at NC State*	L, 1-5	
31 at NC State*	W, 5-2	

April		
1 at NC State*	L, 6-7	
4 James Madison	W, 15-5	
7 Wake Forest*	W, 9-4	
8 Wake Forest*	W, 4-1	
9 Wake Forest*	W, 11-2	
11 George Washington	W, 16-4	
13 North Carolina*	L, 1-2 (10)	
14 North Carolina*	L, 2-6	
15 North Carolina*	L, 3-5	
17 Richmond	W, 7-5	
20 at Duke (13)*	L, 3-6	
21 at Duke (13)*	W, 12-3	
21 at Duke (13)*	W, 10-3	
24 Radford	W, 3-2 (11)	
25 at VCU	W, 7-5	
28 at Miami*	W, 7-3	
29 at Miami*	W, 7-4	
30 at Miami*	W, 7-4	

May		
1 Mount St. Mary's	Cancelled	
9 High Point	W, 12-3	
11 Georgia Tech*	W, 6-5	
12 Georgia Tech*	W, 4-2	
13 Georgia Tech*	L, 4-5 (10)	
15 VCU	Cancelled	
17 at Maryland*	W, 7-6	
18 at Maryland*	W, 10-3	
19 at Maryland*	L, 5-6	
24 vs. Clemson (4)#	W, 3-2	
25 vs. Ga. Tech (4)#	L, 5-17 (7)	
26 vs. Florida St. (4)#	W, 7-0	
June		
2 Army +	W, 9-1	
3 Appalachian St +	L, 5-6	
3 Oklahoma +	L, 4-5	

2013 (50-12)
NCAA CHARLOTTESVILLE REGIONAL CHAMPIONS
COACH: Brian O'Connor

February		
15 at East Carolina	W, 14-4	
16 at East Carolina	W, 13-9	
18 Saint Peter's	W, 9-1	
19 William & Mary	W, 11-2	
22 Toledo	W, 15-0	
23 Toledo	W, 5-0	
24 Toledo	W, 6-3	
27 George Washington	W, 11-0	

March		
1 Harvard	W, 3-0	
2 Bucknell	W, 11-5	

2 Harvard	W, 12-4	
3 Bucknell	W, 9-1	
9 Maryland*	W, 7-6	
9 Maryland*	W, 5-0	
10 Maryland*	L, 2-4	
13 Liberty	W, 7-2	
15 at Clemson*	W, 6-5 (11)	
16 at Clemson*	L, 6-7	
17 at Clemson*	W, 8-5	
19 Yale	W, 14-3	
20 Yale	W, 10-0	
23 NC State*	W, 8-2	
NC State*	W, 4-3	
25 NC State*	W, 6-3	
27 Towson	W, 7-1	
29 Miami*	W, 15-4	
30 Miami*	W, 8-1	
31 Miami*	L, 3-4	

April		
2 at Liberty	W, 2-0	
3 VMI	W, 8-6	
6 at Wake Forest*	W, 7-6	
7 at Wake Forest*	W, 8-6	
8 at Wake Forest*	W, 9-7	
10 Radford	L, 8-9	
12 at Georgia Tech*	L, 1-2	
13 at Georgia Tech*	W, 7-2	
14 at Georgia Tech*	L, 2-3 (6)	
17 Old Dominion	W, 10-9 (10)	
20 Florida State*	W, 9-2	
Florida State*	W, 2-0	
21 Florida State*	W, 5-2	
23 Richmond	W, 6-2	
24 James Madison	W, 16-8	
26 at Virginia Tech*	W, 15-6	
27 at Virginia Tech*	L, 3-5	
at Virginia Tech*	L, 6-11	
30 at VCU	W, 11-3	

May		
10 Duke*	W, 6-5	
11 Duke*	W, 17-8	
12 Duke*	W, 14-6	
14 VCU	W, 17-3	
16 at North Carolina*	W, 10-4	
17 at North Carolina*	L, 5-8	
18 at North Carolina*	W, 8-7 (11)	
22 vs. Va. Tech (13)#	L, 1-10	
23 vs. Ga. Tech (13)#	W, 8-2	
25 vs. Florida St (13)#	W, 7-4 (12)	
31 Army +	W, 2-1	
June		
1 Elon +	W, 2-0	
2 Elon +	W, 11-3	
8 Mississippi State^	L, 6-11	
9 Mississippi State^	L, 5-6	

2014 (53-16)
NCAA COLLEGE WORLD SERIES RUNNERS-UP
COACH: Brian O'Connor

February		
14 vs. Kentucky (33)	L, 3-8	
15 vs. VMI (33)	W, 12-0	
16 at UNC Wilmington	W, 7-2	
19 at William & Mary	W, 17-2	
21 East Carolina	W, 3-2	
22 East Carolina	W, 4-0	
23 East Carolina	W, 6-2	
25 VMI	L, 2-3	

March		
1 Monmouth	W, 6-3	
2 Monmouth	W, 5-3	
Monmouth	W, 6-2	
8 at Duke*	W, 3-2	
at Duke*	L, 2-3	
9 at Duke*	W, 2-1	
11 James Madison	W, 13-2	
14 Boston College*	W, 8-1	
15 Boston College*	W, 3-2 (12)	
Boston College*	W, 2-1	
19 Towson	W, 5-3	
20 Princeton	W, 14-4	
22 at Miami*	L, 1-7	
23 at Miami*	W, 8-3 (11)	
24 at Miami*	W, 5-3	
26 Longwood	W, 8-1	
28 Virginia Tech*	W, 2-1	
29 Virginia Tech*	W, 9-2	
30 Virginia Tech*	W, 7-4	

April		
1 Old Dominion	W, 7-1	
2 George Washington	W, 10-0	
4 at Pittsburgh*	W, 4-0	
5 at Pittsburgh*	L, 1-2	

6 at Pittsburgh*	W, 3-0	
8 at James Madison	W, 9-3	
11 Clemson*	W, 3-2	
12 Clemson*	L, 1-7	
13 Clemson*	W, 1-0	
16 William & Mary	W, 11-2	
18 North Carolina*	W, 3-2	
19 North Carolina*	W, 3-2	
20 North Carolina*	L, 2-4	
22 VCU	W, 5-4 (10)	
23 Richmond	W, 13-0	
25 at Florida State*	W, 5-3 (10)	
26 at Florida State*	L, 0-7	
27 at Florida State*	W, 4-3	
29 at Old Dominion	L, 1-8	

May		
7 Liberty	W, 8-2	
9 Georgia Tech*	W, 4-3	
10 Georgia Tech*	W, 4-3 (11)	
11 Georgia Tech*	W, 3-1	
13 VCU	W, 12-3	
16 at Wake Forest*	L, 5-6 (10)	
16 at Wake Forest*	W, 7-2	
17 at Wake Forest*	L, 3-4	
22 vs Maryland (4)#	L, 6-7	
23 vs N. Carolina (4)#	W, 3-2	
24 vs Florida St (4)#	L, 4-6	
30 Bucknell+	W, 10-1	
31 Arkansas+	W, 3-0	
June		
1 Arkansas+	W, 9-2	
7 Maryland*	L, 4-5	
8 Maryland*	W, 7-3	
9 Maryland*	W, 11-2	
15 vs Ole Miss (32)!	W, 2-1	
17 vs TCU (32)!	W, 3-2 (15)	
20 vs Ole Miss (32)!	W, 4-1	
23 vs Vanderbilt (32)!	L, 8-9	
24 vs Vanderbilt (32)!	W, 7-2	
25 vs Vanderbilt (32)!	L, 2-3	

2015 (44-24)
NCAA CHAMPIONS
COACH: Brian O'Connor

February		
13 at East Carolina	W, 3-1	
14 at East Carolina	W, 9-2	
at East Carolina	W, 4-2	
20 vs. Marist (34)	W, 9-1	
21 vs. La Salle (34)	W, 8-3	
vs. Marist (34)	W, 7-2	
22 vs. Marist (34)	W, 5-4 (18)	
27 vs. Hartford (35)	W, 5-1	
28 vs. Seton Hall (35)	W, 4-1	

March		
1 vs. Cornell (35)	W, 5-4	
7 vs. Pittsburgh* (36)	L, 0-1	
vs. Pittsburgh* (36)	W, 2-1	
8 vs. Pittsburgh* (36)	W, 10-3	
11 Old Dominion	L, 5-14	
13 at Virginia Tech*	L, 1-2	
14 at Virginia Tech*	L, 1-3	
15 at Virginia Tech*	L, 5-6	
17 Towson	W, 8-0	
20 Florida State*	W, 8-4	
21 Florida State*	L, 10-12	
22 Florida State*	L, 1-13	
24 Georgetown	L, 0-1	
25 at Liberty	W, 10-7	
28 at Notre Dame*	W, 9-1	
at Notre Dame*	W, 4-2	
29 at Notre Dame*	W, 5-4	
31 at VCU	W, 5-3	

April		
1 VMI	L, 6-7	
4 Louisville*	L, 1-8	
5 Louisville*	L, 4-11	
6 Louisville*	L, 0-4	
8 James Madison	W, 14-1	
10 at Georgia Tech*	W, 14-4	
11 at Georgia Tech*	L, 4-11	
12 at Georgia Tech*	L, 3-4	
15 William & Mary	W, 3-2	
17 Miami*	W, 5-4	
18 Miami*	W, 5-2	
19 Miami*	L, 6-8	
21 Longwood	W, 14-4	
22 Liberty	W, 5-2	
24 at NC State*	W, 8-3	
26 at NC State*	L, 3-4	
at NC State*	L, 5-3 (10)	
28 at Old Dominion	L, 1-3	
May		
8 Duke*	W, 3-1	

KEY

- 1 - Norfolk, Va.
- 2 - Washington, D.C.
- 3 - Annapolis, Md.
- 4 - Greensboro, N.C.
- 5 - Richmond, Va.
- 6 - Gastonia, N.C.
- 7 - Front Royal, Va.
- 8 - Statesboro, Ga.
- 9 - East Carolina University
- 10 - Chapel Hill, N.C.
- 11 - Rollins College, Orlando, Fla.
- 12 - Madison, Va.
- 13 - Durham, N.C.
- 14 - Greenville, S.C.
- 15 - Clemson, S.C.
- 16 - Auburn, Ala.
- 17 - Jacksonville, Fla.
- 18 - Lynchburg, Va.
- 19 - Pulaski, Va.
- 20 - Florida A&M, Tallahassee, Fla.
- 21 - Prince William, Va.
- 22 - Salem, Va.
- 23 - Tuscaloosa, Ala.
- 24 - Fort Mill, S.C.
- 25 - St. Petersburg, Fla.
- 26 - Corvallis, Ore.
- 27 - Atlanta, Ga.
- 28 - Coral Gables, Fla.
- 29 - Fullerton, Calif.
- 30 - Irvine, Calif.
- 31 - Oxford, Miss.
- 32 - Omaha, Neb.
- 33 - Wilmington, N.C.
- 34 - Charleston, S.C.
- 35 - Myrtle Beach, S.C.
- 36 - Cary, N.C.
- 37 - Lake Elsinore, Calif.
- # ACC Game
- * ACC Tournament
- + NCAA Regional
- ^ NCAA Super Regional
- ! College World Series

SERIES RECORDS

CURRENT ACC OPPONENTS

Team	Last Meeting
Boston College (18-3)	2014
Clemson (53-103)	2014
Duke (96-55-1)	2015
Florida State (27-53)	2015
Georgia Tech (51-70-2)	2015
Louisville (0-3)	2015
Miami (24-23)	2015
NC State (72-115-1)	2015
North Carolina (105-178-4)	2015
Notre Dame (6-3)	2015
Pittsburgh (9-3)	2015
Virginia Tech (95-82)	2015
Wake Forest (78-86)	2014

CURRENT NON-CONFERENCE OPPONENTS

Akron (5-0)	1953
Alabama (0-1)	1996
All Virginia (1-0)	1891
American Viscose (1-0)	1946
Amherst (14-13)	1938
Appalachian State (0-1)	2012
The Apprentice School (0-1)	1980
Arizona State (1-2)	1996
Arkansas (3-1)	2015
Arkansas State (1-0)	2011
Army (4-2-1)	2013
Ashland (6-1)	1971
Atlantic Christian (1-0)	1976
Auburn (4-9)	2011
Auburn-Montgomery (0-1)	1988
Augusta (2-0)	1998
Baltimore (0-2)	1884
Baltimore Y.M.C.A. (1-0)	1892
Bellevue HS (1-0)	1901
Belmont Abbey (0-2)	1970
Boston (0-4)	1899
Boston (AL) (1-0)	1901
Boston Association (0-2)	1891
Bridgewater (4-0)	1945
Brown (7-6)	2004
Brown's School (1-0)	1903
BTC #10 (0-1)	1944
Bucknell (23-1)	2014
Buffalo (0-1)	1921
C.W. Post (2-2)	1994
Cal State Fullerton (1-1)	2009
California (2-0)	2011
California State (Pa.) (0-1)	1980
Camp Lee (1-1-1)	1945
Camp LeJeune (1-4)	1953
Campbell (6-2)	1994
Canisius (1-0)	2009
Carlisle Indians (2-0)	1906
Carolina (2-1)	1911
CASU-21 (1-0)	1944
Catholic (2-2)	1922
Central Connecticut (3-0)	2004
Central Florida (0-1)	1983
Charlotte (3-0)	2003
Cherry Point (3-2)	1953
The Citadel (4-0)	2006
Coast Guard (1-0)	1985
Coastal Carolina (4-4)	2012

Colgate (6-2)	1965
Coll. of Charleston (0-1)	2006
Columbia (6-1)	1926
Columbian (1-1)	1902
Columbian Athletic Club (3-1)	1892
Columbus (Ga.) (2-0)	1985
Company K (1-0)	1921
Connecticut (3-2)	1986
Coppin State (9-0)	2008
Cornell (27-11-1)	2015
Dartmouth (12-5)	2010
Davidson (13-5)	1992
Dayton (1-0)	2006
Delaware (8-2)	2009
Drexel Institute (1-0)	1940
East Carolina (31-18)	2015
East Tenn. State (0-2-1)	1995
Eastern Michigan (2-1)	2000
Elon (3-1)	2013
Episcopal High School (6-0)	1912
Erskine (2-1)	1978
Evansville (0-1)	2006
Fairfield (1-2)	1996
Fishburne Military (5-0-1)	1988
Florida (3-5)	2015
Fordham (10-5)	2009
Fort Belvoir (0-1)	1945
Fort Meade (1-0-1)	1949
Francis Marion (0-1)	1979
Franklin & Marshall (2-1)	1900
Furman (6-5)	1991
Galludet (1-0)	1900
Gardner-Webb (1-0)	2006
George Mason (26-12)	2010
George Washington (22-13)	2014
Georgetown (19-17)	2015
Georgia (15-20)	1993
Georgia College (1-0)	1997
Georgia Southern (1-2)	1980
Gettysburg (1-0)	1903
Hampden-Sydney (18-1)	1948
Hartford (1-1)	2015
Harvard (6-17-5)	2013
Haverford (5-0)	1950
Hermitage Club of Richmond (1-0)	1907
High Point (2-0)	2011
Hobart (1-2)	1902
Hofstra (2-0)	1952
Holy Cross (3-4)	1916
Howard (6-3)	1997
Huntington (Ala.) (1-0)	1985
Illinois (2-0)	1893
Illinois Wesleyan (0-1)	1939
Indiana State (Pa.) (0-1)	1972
Ithaca (1-0)	1953
Jacksonville (5-5)	1999
James Madison (40-25-1)	2015
Jefferson School (2-0)	1912
Johns Hopkins (11-4)	1921
Kent State (2-2)	1987
Kentucky (2-1)	2014
Kentucky State (1-0)	1906
Lafayette (21-9)	2007
Langley Field (1-0)	1948
La Salle (1-0)	2015

Lehigh (22-9)	2008
Liberty (34-20-1)	2015
Lincoln Memorial (0-1)	1919
Little Creek (0-1)	1946
Lock Haven (1-1)	1976
Locust Dale (4-0)	1902
Long Island (0-1)	1935
Longwood (12-2)	2015
Louisiana State (0-4)	2009
Lynchburg (3-3)	1982
Lynchburg Cardinals (0-2)	1946
Maine (2-3)	1974
Mansfield State (7-1)	1979
Marietta (0-1)	1966
Marist (8-0)	2015
Marshall (12-0)	2011
Maryland (113-80-1)	2015
Md.-Eastern Shore (8-0)	2006
Maryland State (1-1)	1920
Massachusetts (1-0)	1971
McCabe's School (1-0)	1898
Mercer (1-4)	1997
Michigan (9-11-1)	1983
Michigan State (0-2)	1964
Miller School (6-0)	1909
Mississippi (6-2)	2014
Mississippi State (0-2)	2013
Monmouth (6-0)	2014
Montreal (0-1)	1912
Mount St. Mary's (2-0)	2008
Naval Preflight (1-0)	1943
Navy (18-10)	2011
New York University (1-2)	1929
Newberry (2-0)	1984
Niagara (2-0)	2011
Norfolk Naval (0-1)	1945
Norfolk State (11-0)	2009
North Carolina A&T (6-0)	2005
UNC Charlotte (1-6)	2002
UNC Greensboro (8-6)	2004
UNC Pembroke (6-9-1)	1979
UNC Wilmington (6-1)	2014
UNC Wesleyan (0-2)	1983
North Florida (2-1)	2007
Oglethorpe (1-3)	1922
Ohio (3-1)	1986
Ohio State (0-1)	2005
Ohio Wesleyan (2-0)	1959
Oklahoma (2-3)	2012
Oklahoma State (1-0)	1998
Old Dominion (26-32-2)	2015
Old Dominion of Richmond (1-0)	1891
Olympics of Louisville (1-0)	1891
SUNY Oneonta (18-2)	1985
Oswego (1-0)	1981
Pantops Academy (2-0)	1904
Pastimes of Baltimore (1-0)	1891
Penn State (12-10)	2004
Pennsylvania (11-23-1)	1953
Princeton (20-33)	2014
Providence (5-0)	1987
Purdue-Fort Wayne (1-0)	1979
Quantico Marines (4-4)	1948
Radford (18-4-1)	2013
Randolph-Macon (10-0)	1941

Rensselaer (1-0)	1950
Rhode Island (10-0)	2010
Rice (1-0)	1998
Richmond (82-58-2)	2015
Rider (6-0)	2011
Roanoke (6-0)	1946
Rochester (2-0)	1967
Rollins (0-2)	1983
Rutgers (2-6)	1962
Saint Peter's (1-0)	2013
St. Alban's (6-1)	1904
St. John's (13-4)	2011
St. Joseph's (3-0)	2006
St. Paul's (1-0)	1898
San Diego State (2-0)	2015
Seton Hall (34-20-1)	2015
Shippensburg (0-1)	1982
Siena (2-0)	2008
South Alabama (0-2)	1998
South Carolina (27-37)	2011
Southern California (2-0)	2015
Springfield (1-1)	1949
Stetson (1-1)	1996
Stony Brook (3-1)	2009
Swarthmore (2-0)	1891
Syracuse (7-3)	1972
TCU (1-0)	2014
Tennessee Tech (1-0)	1995
Toledo (3-0)	2013
Tome (1-0)	1911
Towson (17-2)	2015
Trenton Univ. Club (1-0)	1934
Trinity (10-3)	1954
UAB (1-2)	2011
UC Irvine (4-1)	2011
UCLA (0-1)	2008
U.S. Marines (1-1)	1932
University of the South (1-0)	1893
Vanderbilt (3-5)	2015
Vermont (16-8)	1981
Villanova (1-2)	1907
Virginia Christian Coll. (1-0)	1918
VCU (39-19)	2015
VMI (102-31)	2015
Wagner (1-0)	2009
Washington (1-3)	1916
Washington & Lee (50-23-2)	1971
Washington College (0-0-1)	1954
Washington Nationals (1-2)	1913
Wesleyan (1-1-1)	1909
West Chester (4-1)	1988
West Georgia (1-0)	1974
West Virginia (8-5)	1949
Western Carolina (0-1)	2002
Western Kentucky (0-1)	1976
Western Reserve (1-0)	1951
Westfield State (3-0)	1985
William & Mary (73-29-2)	2015
Williams (5-1)	1927
Wisconsin (1-0)	1893
Wofford (2-1)	1984
Woodberry Forest (11-1)	1945
Woodrow Wilson Hospital (3-1)	1945
Wright State (1-2)	2012
Yale (24-43-3)	2013
2016 Opponents in Bold	

GAME-BY-GAME SERIES HISTORY VS ACC, 2016 OPPONENTS

APPALACHIAN STATE (0-1)

6/3/2012 H L 5-6

BOSTON COLLEGE (18-3)

4/14/2006 H W 8-3
 4/15/2006 H W 5-4
 4/16/2006 H W 5-0
 5/17/2007 A W 5-4 (10)
 5/18/2007 A W 11-3
 3/21/2008 H W 7-3
 3/22/2008 H W 5-4 (10)
 3/23/2008 H W 8-6
 4/17/2009 A W 8-3
 4/18/2009 A L 6-9
 4/19/2009 A W 2-0
 3/19/2010 H W 7-1
 3/20/2010 H W 4-3
 3/21/2010 H W 11-1
 4/29/2011 A W 17-0
 4/30/2011 A L 4-5 (11)
 5/1/2011 A W 4-0
 2/17/2012 vs. L 3-5
 3/14/2014 H W 8-3
 3/15/2014 H W 3-2 (12)
 3/15/2014 H W 2-1

COASTAL CAROLINA (4-4)

3/16/1979 A L 3-4
 2/12/2005 A W 8-3
 2/11/2007 A L 2-3
 5/15/2007 H L 7-11
 4/15/2008 H L 3-8
 4/27/2010 H W 6-3
 4/13/2011 H W 8-7
 2/28/2012 A W 9-3

DUKE (96-55-1)

1926 W 8-2
 1928 L 0-11
 1929 L 2-12
 1930 L 8-15
 1947 W 3-2
 5/7/1955 L 12-16
 4/14/1956 L 2-8
 5/8/1956 L 0-10
 4/20/1957 L 1-2
 5/4/1957 L 1-8
 4/8/1958 L 4-5
 4/24/1959 W 8-3
 5/16/1959 L 6-14
 4/15/1960 T 7-7
 5/10/1960 L 1-5 (8)
 5/10/1960 L 0-6 (7)
 4/15/1961 L 2-9
 5/19/1961 L 1-5
 4/28/1962 L 2-9
 5/10/1962 W 11-9
 4/20/1963 L 5-7
 5/11/1963 L 6-8
 4/18/1964 W 5-0
 5/8/1964 W 2-1
 4/9/1965 W 3-1
 4/30/1965 W 8-3
 4/16/1966 L 1-3 (11)
 4/29/1966 L 0-4
 4/8/1967 W 6-4
 4/21/1967 W 10-3
 4/12/1968 L 1-6
 4/12/1968 L 3-6
 5/3/1968 W 6-2
 4/17/1969 A W 8-1
 4/17/1969 A L 0-1
 5/2/1969 H W 6-1
 4/10/1970 A L 5-8
 5/2/1970 H W 6-1 (7)
 5/2/1970 H W 5-1 (7)
 4/9/1971 A W 3-0
 5/2/1971 A W 3-0
 4/15/1972 H L 2-4
 4/30/1972 A W 4-3
 4/14/1973 H W 8-0
 4/14/1973 H W 6-3
 4/7/1974 H W 12-1
 4/20/1974 A W 2-1
 4/6/1975 A W 7-3
 4/19/1975 H W 13-9

4/4/1976 H W 4-3 (11)

4/5/1976 H W 6-3
 4/7/1978 H W 6-5
 4/9/1978 A L 5-6
 3/31/1979 A L 8-9
 3/31/1979 A W 5-2
 4/6/1980 H W 7-5
 3/22/1981 A L 5-6
 4/11/1981 H W 9-5
 4/21/1981 (10) L 3-4
 3/31/1984 H W 5-3
 4/7/1984 A W 5-3
 4/6/1985 A W 19-8
 4/14/1985 H W 8-2
 4/12/1986 H W 11-8
 5/14/1987 # (15) L 0-5
 4/2/1988 H W 9-5 (7)
 4/2/1988 H W 2-1 (8)
 4/24/1988 A W 21-15
 5/12/1988 # (14) W 7-1
 3/25/1989 A W 7-0
 3/25/1989 A W 4-3
 4/23/1989 H W 7-4
 4/1/1990 A L 4-7
 4/1/1990 A W 9-8
 3/30/1991 H W 5-4
 3/31/1991 H W 5-4 (7)
 3/31/1991 H W 10-7 (7)
 3/27/1992 A W 4-2 (10)
 3/28/1992 A L 3-8
 3/29/1992 A L 1-3
 5/10/1992 # (14) L 9-12
 4/29/1993 H W 1-0
 4/30/1993 H L 3-4
 5/1/1993 H W 5-1
 4/22/1994 A L 1-6
 4/23/1994 A L 8-10
 3/24/1994 A L 12-13
 4/27/1995 H W 8-7
 4/28/1995 H W 5-1
 4/29/1995 H W 4-3
 4/5/1996 A W 3-2
 4/6/1996 A L 3-5
 4/7/1996 A L 0-3 (7)
 4/25/1997 H L 1-4
 4/26/1997 H W 3-0
 5/15/1997 # (25) L 3-16
 3/13/1998 A L 2-14
 3/14/1998 A L 10-13
 3/15/1998 A L 6-9
 3/19/1999 H W 15-5
 3/20/1999 H W 15-3
 4/7/2000 A W 10-4
 4/8/2000 A W 12-3
 4/9/2000 A L 1-10
 3/16/2001 H W 4-3
 3/17/2001 H L 11-12
 3/18/2001 H W 14-5
 3/22/2002 A W 6-4 (10)
 3/23/2002 A W 8-3
 3/24/2002 A W 9-5
 3/21/2003 H W 13-1
 3/22/2003 H W 9-2
 3/23/2003 H W 6-0
 4/2/2004 A W 8-1
 4/3/2004 A W 6-5
 4/4/2004 A W 3-1
 5/26/2004 # (22) L 4-6
 5/19/2005 H W 7-1
 5/20/2005 H W 7-2
 5/21/2005 H W 10-4
 4/7/2006 A L 3-4
 4/8/2006 A W 7-3
 4/9/2006 A W 6-4
 4/6/2007 H W 4-0
 4/7/2007 H L 9-13
 4/8/2007 H W 8-1
 3/14/2008 A L 8-9
 3/15/2008 A W 10-1
 3/16/2008 A L 1-4
 5/8/2009 H L 4-11
 5/9/2009 H W 10-9
 5/10/2009 H W 12-1
 5/23/2009 A W 11-7
 4/30/2010 A W 12-3
 5/1/2010 A W 11-1

5/2/2010 A W 10-6

4/15/2011 H W 10-0
 4/17/2011 H W 3-2 (11)
 4/17/2011 H W 18-4
 4/20/2012 A L 3-6
 4/21/2012 A W 12-3
 4/21/2012 A W 10-3
 5/10/2013 H W 6-5
 5/11/2013 H W 17-8
 5/12/2013 H W 14-6
 3/8/2014 A W 3-2
 3/8/2014 A L 2-3
 3/9/2014 A W 2-1
 5/8/2015 H W 3-1
 5/9/2015 H L 7-9
 5/10/2015 H W 4-2

EAST CAROLINA (31-18)

3/23/1967 W 13-0
 3/24/1967 W 3-1 (11)
 3/25/1968 L 4-7
 3/26/1968 L 2-5
 3/26/1968 L 4-11
 3/22/1969 A W 3-1
 3/23/1969 A L 5-8
 3/27/1971 A W 9-5
 3/28/1971 A W 1-0
 3/25/1972 A L 11-13
 3/26/1972 A W 6-2
 3/10/1973 A L 2-5
 3/11/1973 A W 7-4
 3/18/1974 A L 0-3
 3/30/1979 A W 11-9
 3/16/1980 A W 11-9
 3/15/1981 A W 6-5
 3/15/1981 A L 5-14
 3/30/1982 H L 10-18
 3/16/1986 A L 5-9
 4/19/1986 A W 5-2 (10)
 2/27/1988 A L 10-11 (7)
 2/27/1988 A W 4-3 (7)
 2/28/1988 A W 6-5 (7)
 4/12/1989 H W 3-2
 2/24/1990 A L 3-5
 2/24/1990 A L 1-2
 2/25/1990 A L 3-8
 4/27/1996 H W 7-4
 4/28/1996 H W 6-5
 3/1/1997 A L 10-13
 3/1/1997 A W 6-5 (7)
 3/2/1997 A W 15-2
 2/13/1999 vs. L 0-12
 2/19/2010 A W 6-2
 2/20/2010 A L 1-6
 2/21/2010 A W 14-11
 2/25/2011 H W 10-1
 2/26/2011 H W 4-3
 2/27/2011 H L 3-4
 6/5/2011 + H W 13-1
 2/15/2013 A W 14-4
 2/16/2013 A W 13-9
 2/21/2014 H W 3-2
 2/22/2014 H W 4-0
 2/24/2014 H W 6-2
 2/13/2015 A W 3-1
 2/14/2015 A W 9-2
 2/14/2015 A W 4-2

GEORGE WASHINGTON (22-13)

4/15/1902 H W 7-5
 4/25/1902 A L 4-6
 4/19/1905 H W 22-1
 5/9/1906 H L 2-3
 4/16/1907 H W 8-1
 1941 L 2-8
 1942 L 5-6
 1947 W 16-6
 1947 W 9-7
 4/17/1948 A L 5-6
 1950 W 8-1
 1950 L 0-2
 1951 W 23-7
 1952 L 7-14
 1952 L 5-12
 4/14/1953 L 7-8

4/4/1953 W 5-1

4/23/1954 W 10-7
 5/5/1954 L 1-5
 3/29/1969 A W 16-14
 3/23/1984 H W 16-15
 3/27/1986 H L 10-11
 2/28/1988 (9) L 6-12 (7)
 4/30/1996 A W 3-0
 2/28/2006 H W 11-5
 2/17/2007 H W 11-0
 2/18/2011 H W 11-1
 2/19/2011 H W 15-2
 3/26/2008 H L 5-17
 3/4/2009 H W 17-4
 2/24/2010 H W 5-2
 3/29/2011 H W 2-0
 4/11/2012 H W 16-4
 2/27/2013 H W 11-0
 4/2/2014 H W 10-0

GEORGIA TECH (51-70-2)

4/28/1924 H W 8-4
 4/29/1924 H L 1-3
 5/6/1924 A W 7-4
 4/30/1926 H W 7-6
 4/2/1926 H L 6-7
 4/2/1973 A W 6-4
 4/3/1973 A T 11-11
 3/4/1974 A W 14-6
 3/5/1974 A L 2-4
 3/7/1974 A L 3-8
 3/6/1976 A W 9-7
 3/7/1976 A L 2-3
 4/19/1980 A W 5-4
 4/20/1980 A W 10-8
 4/16/1981 H W 11-1
 4/17/1981 H W 10-8
 4/22/1981 # (10) L 2-5
 4/16/1982 A L 4-6 (7)
 4/16/1982 A L 2-12 (7)
 3/22/1983 H L 8-19
 3/23/1983 H W 15-2
 4/21/1983 # (10) W 8-1
 3/9/1984 A L 2-7
 3/10/1984 A W 13-1
 3/30/1985 H L 4-8
 3/31/1985 H W 9-4
 3/8/1986 A L 7-9
 3/9/1986 A L 4-18
 3/12/1987 A L 2-18
 3/28/1987 H W 3-2
 3/29/1987 H W 19-3
 3/19/1988 A L 10-11 (10)
 3/20/1988 A W 12-9
 3/27/1988 H L 2-13
 5/14/1988 # (14) L 4-5
 3/10/1989 A L 0-18
 4/16/1989 H L 2-3
 4/16/1989 H L 2-6
 5/13/1989 # (14) L 0-3
 3/9/1990 A L 6-17
 3/10/1990 A L 4-9
 3/11/1990 A L 6-13
 3/25/1991 H W 6-5
 3/26/1991 H L 1-11
 3/27/1991 H L 0-13
 5/13/1991 # (14) L 3-9
 3/13/1992 A L 3-4 (7)
 3/13/1992 A L 4-10 (7)
 3/14/1992 A L 4-5 (10)
 3/26/1993 H L 3-6 (10)
 3/28/1993 H W 3-2 (7)
 3/28/1993 H L 5-7 (7)
 3/11/1994 A L 1-4
 3/1/1994 A L 2-6
 3/13/1994 A L 6-7
 4/21/1995 H W 2-1
 4/22/1995 H L 13-18
 4/23/1995 H W 4-1
 5/18/1995 # (14) L 2-3
 3/16/1996 A L 6-7
 3/16/1996 A L 4-5
 3/17/1996 A L 5-13
 5/18/1996 # (13) W 8-4
 4/13/1997 H L 2-8

4/13/1997 H L 2-4 (7)

4/13/1997 H W 10-8 (7)
 3/6/1998 A L 3-5
 3/7/1998 A L 4-27
 4/2/1999 H W 7-6 (14)
 4/3/1999 H L 6-7
 4/4/1999 H W 6-5
 4/14/2000 A L 4-8
 4/15/2000 A L 1-5
 4/16/2000 A L 6-12
 3/30/2001 H W 3-1
 3/31/2001 H L 3-10
 4/1/2001 H L 9-13
 4/26/2002 A W 5-1
 4/27/2002 A L 2-3 (12)
 4/28/2002 A L 3-9
 5/9/2003 H L 0-7
 5/10/2003 H L 2-5
 5/11/2003 H L 0-1
 3/12/2004 A W 4-3
 3/13/2004 A W 2-1
 3/14/2004 A W 8-5 (10)
 4/22/2005 H W 4-2
 4/23/2005 H W 9-2
 4/24/2005 H W 2-1
 5/29/2005 # (17) L 3-4
 3/10/2006 A L 2-8
 3/11/2006 A L 6-7
 3/12/2006 A W 6-3
 4/13/2007 H L 1-2 (11)
 4/14/2007 H W 7-6
 5/24/2007 # (17) W 4-1
 5/15/2008 H W 4-2
 5/16/2008 H L 8-14
 5/17/2008 H L 7-9
 4/11/2009 A L 6-7
 4/11/2009 A W 11-10
 4/12/2009 A T 4-4
 4/9/2010 H W 7-4
 4/10/2010 H L 7-9
 4/11/2010 H W 9-1
 4/8/2011 A W 6-2
 4/9/2011 A W 12-9
 4/10/2011 A L 8-10
 5/11/2012 H W 6-5
 5/12/2012 H W 4-2
 5/13/2012 H L 5-4 (10)
 5/25/2012 # (4) L 17-5 (7)
 4/12/2013 A L 1-2
 4/13/2013 A W 7-2
 4/14/2013 A L 2-3 (6)
 5/23/2013 (13) W 8-2
 5/9/2014 H W 4-3
 5/10/2014 H W 4-3 (10)
 5/11/2014 H W 3-1
 4/10/2015 A W 14-4
 4/11/2015 A L 4-11
 4/12/2015 A L 3-4
 5/19/2015 (4) W 11-0 (7)

JAMES MADISON (39-25-1)

3/24/1976 H L 8-9
 4/9/1976 A W 8-5
 3/21/1977 H L 4-9
 4/13/1978 H L 6-8
 3/26/1979 H W 14-6
 3/27/1980 A W 5-3
 3/28/1980 A W 4-2
 4/27/1981 H L 1-3
 4/30/1981 A L 1-3
 4/9/1982 A L 5-13
 4/28/1982 H L 3-14
 3/29/1983 A L 0-3 (7)
 3/29/1983 A W 11-6 (7)
 4/25/1984 H L 3-5
 4/25/1984 H W 11-1
 4/8/1985 H L 9-18
 4/25/1985 A W 9-6 (10)
 3/4/1986 H W 3-2
 4/8/1986 A L 5-9
 3/25/1987 A L 1-5 (8)
 3/30/1988 H W 16-3
 4/13/1988 A L 10-13
 4/5/1989 A W 7-6 (10)

GAME-BY-GAME SERIES HISTORY VS ACC, 2016 OPPONENTS

4/18/1989 H L 6-7
 3/27/1990 H W 13-12
 4/4/1990 A W 16-14 (11)
 3/20/1991 H W 4-2
 4/16/1991 A L 1-4
 4/14/1992 H W 6-3
 3/3/1993 H L 1-2
 4/27/1993 A L 4-6
 3/16/1994 A W 4-2
 4/27/1994 H W 8-1
 3/1/1995 H W 5-2
 3/27/1996 A W 3-2
 4/9/1996 H W 5-3 (10)
 4/2/1997 A W 12-8
 4/16/1997 H L 9-11 (12)
 3/24/1998 A W 11-3
 4/20/1998 H W 8-7
 5/15/1999 A W 13-2
 5/16/1999 H W 5-4
 3/8/2000 A L 6-14
 4/24/2000 H L 1-3
 4/17/2001 H L 3-4
 4/24/2001 A L 6-7 (10)
 4/1/2002 H L 2-3 (10)
 4/2/2002 A L 4-13
 3/4/2003 H W 3-2
 3/25/2003 H W 13-3
 3/26/2003 A W 5-4
 2/24/2004 H W 10-1
 3/9/2005 H W 13-2
 5/17/2005 A W 10-2
 3/6/2007 A W 6-5
 4/25/2007 H L 6-7 (14)
 3/17/2010 A W 6-3
 4/6/2010 H W 9-4
 3/16/2011 H W 7-3
 2/18/2012 (41) T 4-4
 3/6/2012 A W 14-6
 4/4/2012 H W 15-5
 4/24/2013 H W 16-8
 3/11/2014 H W 13-2
 4/8/2014 A W 9-3
 4/8/2015 H W 14-1

KENT STATE (2-2)

3/20/1987 H L 3-7
 3/21/1987 H L 5-21 (7)
 3/21/1987 H W 14-4 (7)
 3/22/1987 H W 11-6

LIBERTY (34-20-1)

3/16/1976 H W 16-6
 3/30/1977 A L 2-3
 4/6/1978 H W 5-1
 4/29/1981 A L 6-9
 5/5/1981 H L 4-10
 4/13/1982 H W 26-5
 5/4/1982 A L 10-12
 3/7/1984 H W 4-3
 4/1/1985 H L 14-16
 4/29/1985 A W 5-3
 3/24/1986 H L 5-9
 4/29/1986 A L 2-3
 3/2/1987 A L 3-5
 4/20/1987 H W 8-6
 4/21/1988 H W 11-2
 4/3/1989 A W 10-7
 4/21/1989 H W 15-3
 2/28/1990 H W 17-5
 4/30/1990 A L 0-4
 2/25/1991 H T 5-5 (7)
 4/18/1991 A L 2-6
 3/2/1992 A W 13-5
 3/19/1992 H L 5-6
 3/10/1993 A W 6-2
 3/31/1993 H W 4-2
 4/28/1994 H L 6-7 (10)
 5/3/1994 H W 4-1
 3/2/1995 H L 3-5
 5/1/1995 A W 13-1
 2/28/1996 H W 7-2
 3/6/1996 A L 4-5
 3/4/1997 H W 8-5
 3/10/1998 A W 11-8

3/11/1998 H W 8-4
 3/23/1999 A L 4-5
 4/27/1999 H W 11-6
 2/23/2000 A L 5-6
 2/25/2000 H L 6-9 (8)
 3/1/2001 A W 13-10
 4/10/2001 H L 4-5 (11)
 3/5/2002 A L 7-9
 4/23/2002 H W 5-3
 2/24/2003 A W 15-5
 4/2/2003 H W 3-0
 5/18/2004 A W 6-4
 5/19/2004 H W 5-4
 4/5/2005 A W 10-2
 4/9/2008 H W 7-3
 4/28/2009 H W 5-2
 2/28/2012 H L 0-8
 3/13/2013 H W 7-2
 4/2/2013 A W 2-0
 5/7/2014 H W 8-2
 3/25/2015 A W 10-7
 4/22/2015 H W 5-2

LONGWOOD (12-2)

3/17/1980 H W 10-8
 4/11/1980 A L 12-13
 4/20/1981 H W 11-5
 3/12/1982 A W 8-4
 4/19/1982 H W 13-11
 4/9/1984 H L 1-2
 4/2/1985 H W 3-2
 3/8/2005 H W 8-0
 4/20/2005 H W 5-1
 4/12/2006 H W 6-4
 3/28/2007 H W 4-3
 4/8/2008 H W 6-0
 3/26/2014 H W 8-1
 4/21/2015 H W 14-4

LOUISVILLE (0-3)

4/4/2015 H L 1-8
 4/5/2015 H L 4-11
 4/6/2015 H L 0-4

MIAMI (FLA.) (24-23)

5/25/1985 + (28) L 6-11
 3/27/2001 A W 5-0
 3/28/2001 A L 1-5
 3/29/2001 A L 6-12
 4/11/2003 H L 1-6
 4/12/2003 H L 4-10
 4/13/2003 H W 17-2 (7)
 4/23/2004 A L 0-8
 4/24/2004 A L 3-22
 4/25/2004 A W 4-3
 5/13/2005 H L 6-7
 5/14/2005 H L 0-1
 5/15/2005 H W 4-3
 4/21/2006 A W 8-2
 4/22/2006 A W 15-7
 4/23/2006 A L 8-9 (10)
 3/23/2007 H W 4-1
 3/24/2007 H W 3-0
 3/25/2007 H L 2-4
 3/25/2008 A L 0-1
 3/26/2008 A L 3-4 (10)
 3/27/2008 A L 0-10
 5/25/2008 # (17) L 4-8
 3/20/2009 H W 9-4
 3/21/2009 H L 3-4
 3/22/2009 H L 5-7 (8)
 5/20/2010 A L 4-5 (11)
 5/21/2010 A W 3-1
 5/22/2010 A W 7-4
 5/29/2010 # (4) W 12-8
 5/13/2011 H L 2-6
 5/14/2011 H W 3-2
 5/15/2011 H W 5-4
 5/27/2011 # (13) W 6-4
 4/28/2012 A W 7-3
 4/29/2012 A W 7-4
 4/30/2012 A W 7-4
 3/9/2013 H W 7-6
 3/9/2013 H W 5-0

3/10/2013 H L 2-4
 3/22/2014 A L 1-7
 3/23/2014 A W 8-3 (11)
 3/24/2014 A W 5-3
 4/17/2015 H W 5-4
 4/18/2015 H W 5-2
 4/19/2015 H L 6-8
 5/20/2015 # (4) L 5-9

MONMOUTH (6-0)

2/24/2012 H W 18-4
 2/25/2012 H W 7-1
 2/26/2012 H W 13-1
 3/1/2014 H W 6-3
 3/2/2014 H W 5-3
 3/2/2014 H W 6-2

NORTH CAROLINA

(105-178-4)

5/1/1891 (5) W 6-1
 5/10/1892 (5) W 5-2
 5/11/1892 H L 4-7
 4/28/1893 (18) W 5-2
 5/4/1894 H L 2-4
 5/5/1894 H W 10-2
 5/18/1895 (4) L 7-0
 4/25/1896 (39) L 6-14
 3/27/1897 A W 7-6
 4/26/1897 H W 10-4
 4/20/1901 H W 9-2
 4/18/1902 A W 5-4 (10)
 4/19/1902 (34) L 7-9
 5/3/1902 H W 11-1
 4/29/1903 L 3-10
 4/30/1903 T 15-15
 5/9/1903 L 1-4
 4/23/1904 A W 9-2
 5/4/1905 A L 1-6
 5/5/1905 vs. L 2-3
 4/23/1906 (5) L 1-6
 4/24/1906 H W forfeit
 5/3/1906 A W 4-3
 4/15/1907 H W 5-1
 4/20/1907 (4) W 5-2
 4/6/1908 (4) L 1-2
 4/22/1908 H W 5-4
 4/19/1909 (4) W 3-1
 4/30/1909 H L 6-7
 4/8/1910 W 4-3
 4/9/1910 W 6-2
 4/22/1910 L 0-3
 1911 W 3-1
 1911 L 0-1
 1911 L 0-1
 1912 W 2-1
 1912 L 3-10
 1912 L 0-4
 1912 W 4-0
 1913 L 4-5
 1913 W 12-9
 1914 W 2-0
 1914 W 9-1
 1914 W 6-1
 1915 W 5-3
 1915 W 5-2
 1915 L 5-8
 1916 W 5-2
 1916 W 8-3
 1917 L 2-3
 1918 L 0-3
 1918 W 4-0
 1918 W 2-1
 1919 W 2-1
 1919 T 3-3
 1919 L 1-7
 1919 W 11-4
 1920 W 4-3
 1920 W 8-7
 1921 L 3-5
 1921 L 3-7
 1921 L 2-3
 1922 L 0-6
 1922 L 0-4
 1922 L 0-7

1922 L 0-6
 1923 L 1-2
 1923 L 3-12
 1923 W 4-3
 1924 L 4-7
 1924 L 2-3
 1924 L 8-13
 1925 L 6-8
 1925 W 4-1
 1925 W 2-1
 1926 W 7-3
 1926 L 4-12
 1926 W 6-2
 1927 L 7-10
 1927 W 6-2
 1927 L 10-11
 4/14/1928 H L 4-6
 5/11/1928 W 5-3
 5/12/1928 (4) L 4-8
 4/13/1929 H L 4-5
 5/10/1929 A L 4-6
 5/11/1929 (4) L 2-4
 4/12/1930 H L 5-8
 5/9/1930 (4) L 1-12
 4/11/1931 H L 1-6
 5/8/1931 A L 2-6
 5/9/1931 (4) L 4-15
 4/8/1932 H W 5-4
 5/6/1932 A L 3-4
 4/10/1934 H L 1-3
 5/4/1934 A L 3-16
 5/3/1935 (4) L 3-5
 5/4/1935 (4) W 4-0
 5/1/1936 A L 2-14
 4/30/1937 A T 7-7 (12)
 5/1/1937 A L 2-7
 1938 L 3-6
 1938 L 5-9
 4/15/1939 H W 10-5
 1939 L 4-15
 4/25/1940 H L 3-6
 5/4/1940 A L 5-9
 1941 L 7-8
 4/23/1942 H L 1-18
 5/2/1942 A L 2-5
 5/1/1943 (4) W 10-8
 4/11/1946 H L 5-6
 4/4/1947 A W 5-3
 5/8/1947 H L 5-6
 3/26/1948 A L 1-3
 5/6/1948 H W 4-0
 4/14/1949 A L 5-6
 5/7/1949 H T 6-6
 5/4/1950 H W 9-4
 3/22/1951 A W 5-4
 3/22/1952 A L 0-5
 4/18/1953 H L 5-8
 3/24/1954 A L 0-2
 4/29/1955 H L 2-7
 4/13/1956 A L 1-15
 4/9/1957 H L 1-6
 4/10/1957 A L 4-5
 5/3/1958 A L 1-7
 5/10/1958 H L 7-15
 5/2/1959 H L 3-15
 5/8/1959 A L 2-5
 4/25/1960 A L 0-13
 5/3/1960 A L 8-11
 5/6/1961 H W 4-2
 5/6/1961 H W 7-2
 4/21/1962 A W 2-1
 5/5/1962 H W 11-5
 4/27/1963 H W 5-2
 5/4/1963 A L 4-12
 4/25/1964 H L 0-1
 5/2/1964 A L 4-9
 5/8/1965 H W 5-2
 5/15/1965 A L 2-3
 4/23/1966 A L 2-3
 5/7/1966 H L 1-2
 4/14/1967 H L 1-7
 5/5/1967 A L 1-2 (10)
 4/6/1968 A L 2-3
 4/6/1968 A W 4-1

5/10/1968 H L 0-6
 4/25/1969 H L 1-3
 4/25/1969 H L 1-6
 5/10/1969 A L 0-5
 3/3/1970 H L 1-7
 4/25/1970 A L 0-4 (7)
 4/25/1970 A W 6-1 (7)
 4/24/1971 A L 5-12
 4/27/1971 H W 5-4
 4/9/1972 A L 1-8
 3/24/1973 H L 5-6
 4/8/1973 A L 2-6
 4/21/1974 A L 0-5
 4/21/1974 A L 5-6
 4/5/1975 A L 1-5
 4/20/1975 H W 3-2
 4/24/1975 # A L 2-5
 4/3/1976 H L 0-19
 4/18/1976 A L 3-4
 4/22/1976 # (15) W 8-6
 4/15/1977 H W 8-3
 4/15/1977 H L 4-7
 4/2/1978 H L 11-12
 4/8/1978 A W 8-4
 4/7/1979 A L 2-4
 4/22/1979 H W 3-2
 3/22/1980 H L 6-11
 3/28/1981 A W 9-8
 3/16/1982 A L 2-5
 4/10/1982 H W 9-8
 4/21/1982 # A W 6-3
 4/25/1982 # A L 2-3 (12)
 4/17/1983 A L 5-11 (7)
 4/17/1983 A L 0-8 (7)
 4/24/1983 # (10) L 4-5 (11)
 3/24/1984 A L 4-10
 4/14/1984 H L 1-5
 3/16/1985 H W 7-6
 3/24/1985 A L 5-6
 4/19/1985 # (27) W 10-3
 3/21/1986 H L 4-6
 3/29/1986 A L 14-15
 5/14/1986 # (13) L 4-5
 5/16/1986 # (13) L 7-9
 4/12/1987 A L 6-10
 4/19/1987 H L 1-4 (7)
 4/19/1987 H L 1-9 (7)
 3/15/1988 H L 9-14
 4/9/1988 A L 1-12 (7)
 4/9/1988 A W 13-5 (7)
 4/15/1988 A L 9-14
 5/11/1988 # (14) L 1-13
 4/1/1989 H L 3-4 (10)
 4/2/1989 H L 5-10
 4/9/1989 A L 4-5 (14)
 5/15/1990 # (14) L 3-7
 4/12/1991 A L 1-3
 4/13/1991 A L 4-6
 4/14/1991 A W 7-1
 5/13/1991 # (14) W 5-1
 4/10/1992 H L 5-7
 4/11/1992 H L 4-5
 4/12/1992 H W 13-3
 4/9/1993 A L 4-9
 4/10/1993 A L 1-4
 4/11/1993 A L 2-9
 4/8/1994 H L 1-2
 4/9/1994 H L 1-2
 4/10/1994 H L 6-8
 3/17/1995 A L 0-5
 318/1995 H L 11-12 (10)
 3/19/1995 A L 5-6
 3/23/1996 H W 15-0
 3/24/1996 H L 4-5
 3/25/1996 H W 9-7
 4/18/1997 A L 4-6
 4/19/1997 A W 13-2
 4/20/1997 A L 9-11 (12)
 3/27/1998 H L 5-6
 3/28/1998 H W 18-5
 3/29/1998 H W 12-7
 4/16/1999 A L 9-10
 4/17/1999 A L 2-3
 4/18/1999 A L 5-6

GAME-BY-GAME SERIES HISTORY VS ACC, 2016 OPPONENTS

4/21/2000 H W 6-5
 4/22/2000 H L 4-5
 4/23/2000 H W 10-6
 4/13/2001 A L 6-10
 4/14/2001 A L 6-7
 4/15/2001 A W 5-2
 3/29/2002 H L 4-15
 3/30/2002 H L 0-5
 3/31/2002 H W 8-3
 5/22/2002 # (22) L 10-11
 5/16/2003 A W 6-4
 5/16/2003 A L 3-4 (10)
 5/17/2003 A W 7-5 (10)
 3/19/2004 H L 3-5 (11)
 3/20/2004 H L 4-8
 3/21/2004 H W 6-2
 4/1/2005 A L 7-8 (14)
 4/2/2005 A L 5-10
 4/3/2005 A L 2-3 (11)
 5/12/2006 H W 4-1
 4/13/2006 H L 0-5
 5/14/2006 H W 9-2
 3/17/2007 A W 7-2 (11)
 3/18/2007 A W 9-6
 3/18/2007 A L 4-9
 5/26/2007 (17) L 0-5
 5/9/2008 H L 3-9
 5/10/2008 H L 2-5
 5/11/2008 H W 5-4 (6)
 5/21/2008 (17) W 8-7 (11)
 3/27/2009 A L 3-4
 3/28/2009 A W 5-2
 3/29/2009 A L 5-6
 5/22/2009 (13) W 11-1 (8)
 5/15/2010 H W 3-2
 5/15/2010 H W 5-1
 5/16/2010 H W 5-3
 5/19/2011 A L 0-6
 5/20/2011 A L 1-2
 5/21/2011 A L 2-3
 5/28/2011 (13) W 3-2
 4/13/2012 H L 1-2 (10)
 4/14/2012 H L 2-6
 4/15/2012 H L 3-5
 5/16/2013 A W 10-4
 5/17/2013 A L 5-8
 5/18/2013 A W 8-7 (11)
 4/18/2014 H W 3-2
 4/19/2014 H W 3-1
 4/20/2014 H L 2-4
 5/23/2014 # (4) W 3-2
 5/14/2015 A W 2-1 (10)
 5/15/2015 A W 6-2
 5/16/2015 A W 8-2

NC STATE (76-117-1)

1903 W 4-0
 4/21/1904 A W 11-3
 4/25/1906 W 12-0
 5/5/1906 A L 4-5
 1914 W 2-0
 1914 W 9-1
 1914 W 6-1
 1915 W 5-2
 1915 L 5-8
 1925 L 6-8
 1925 L 2-3
 1928 W 3-2
 1928 L 4-6
 1929 W 7-2
 1930 L 3-4
 1930 L 5-10
 1931 W 6-1
 1933 L 1-4
 1934 W 7-6
 4/19/1955 L 2-13
 5/6/1955 L 3-5
 4/20/1956 L 2-6
 5/17/1956 L 8-27
 4/18/1957 L 3-4
 4/29/1957 W 19-6
 4/7/1958 L 5-8
 4/21/1958 W 3-2
 4/25/1959 W 4-3 (7)

4/25/1959 W 11-4 (7)
 4/23/1960 L 4-15
 5/2/1960 L 6-13
 5/5/1961 L 3-10
 5/12/1961 L 2-4
 4/20/1962 L 9-10
 5/4/1962 L 6-14
 4/26/1963 W 15-7
 5/3/1963 W 9-8 (10)
 4/24/1964 W 2-1
 5/1/1964 L 3-5
 5/13/1965 L 3-6
 5/14/1965 L 4-10
 4/22/1966 W 4-0
 5/6/1966 L 0-2
 4/15/1967 W 4-3
 5/5/1967 L 3-5
 5/11/1968 L 1-4
 5/11/1968 L 1-6
 4/26/1969 H L 3-11
 5/9/1969 A W 7-6
 5/9/1969 A W 4-3
 4/24/1970 A L 5-6
 5/15/1970 H W 8-4 (7)
 5/15/1970 H W 11-1 (7)
 4/18/1971 H L 0-3
 4/25/1971 A W 3-1
 4/8/1972 A W 3-1
 4/8/1972 A L 1-5
 3/25/1973 H T 1-1
 4/7/1973 A W 5-1
 4/7/1973 A L 3-6
 4/19/1973* H W 2-1
 4/20-22/73* H L 3-9
 3/31/1974 A L 5-7
 4/14/1974 H L 3-8
 4/27/1974 # H L 1-3
 4/13/1975 A L 0-2
 4/13/1975 A L 1-4
 3/28/1976 A W 3-2
 4/11/1976 H L 3-8
 3/27/1977 H L 0-6
 4/10/1977 A L 1-8
 4/1/1978 H L 4-17
 4/15/1978 A W 5-2
 4/21/1979 H W 5-4
 4/8/1979 A W 6-4
 3/23/1980 H W 3-2
 4/12/1980 A L 1-6
 4/24/1980 A L 1-3
 3/29/1981 A L 2-12
 4/4/1981 H W 18-6
 3/14/1982 A W 12-8
 4/11/1982 H L 5-12
 3/26/1983 H W 4-2
 4/16/1983 A W 8-7
 3/25/1984 A L 0-1
 4/15/1984 H L 3-14
 4/18/1984 # (13) L 0-10
 3/17/1985 H W 22-6
 3/23/1985 A L 2-3
 4/18/1985 # (27) W 7-0
 3/21/1986 H L 4-6
 3/30/1986 A L 1-2
 4/5/1986 H L 1-2
 4/11/1987 A L 3-21 (7)
 4/11/1987 A L 3-5 (7)
 5/13/1987 # (14) L 2-4
 4/10/1988 A L 3-21
 4/16/1988 H L 8-13
 4/17/1988 H W 12-11
 5/13/1988 # (14) W 6-1
 3/31/1989 H W 14-7
 4/8/1989 A L 4-9
 5/15/1989 # (14) L 8-11
 3/23/1990 A L 1-10
 3/24/1990 A L 6-7
 3/25/1990 A W 12-7
 5/12/1990 # (14) W 14-1
 4/19/1991 H W 8-4
 4/20/1991 H W 6-2
 4/21/1991 H L 1-2
 5/11/1991 # (14) W 4-3
 4/17/1992 A W 5-1

4/18/1992 A L 3-6
 4/19/1992 A L 1-2
 4/17/1993 H L 2-4 (7)
 4/17/1993 H L 2-8 (7)
 4/18/1993 H L 3-8
 5/15/1993 # (14) L 5-7
 3/25/1994 A L 6-8
 3/26/1994 A L 2-3
 3/27/1994 A L 8-20
 3/24/1995 H L 5-7
 3/25/1995 H W 10-8
 3/26/1995 H L 4-8
 3/9/1996 A W 12-1
 3/10/1996 A L 3-9
 3/10/1996 A L 0-1(7)
 5/15/1996 # (13) W 5-1
 3/21/1997 H W 6-1
 3/22/1997 H L 3-0
 3/23/1997 H W 5-4
 5/14/1997 # (25) L 2-4
 3/21/1998 A L 2-14
 3/22/1998 A L 5-6
 3/22/1998 A W 9-7 (7)
 5/14/1998 # (13) L 1-4
 3/26/1999 H L 1-2
 3/27/1999 H L 3-8
 3/28/1999 H W 9-6
 5/20/1999 # (13) L 6-9
 3/17/2000 A L 13-16
 3/18/2000 A L 2-4
 3/19/2000 A W 2-1
 5/18/2000 # (24) W 9-5 (10)
 3/23/2001 H W 8-7
 3/24/2001 H W 10-2
 3/25/2001 H L 3-10
 5/18/2001 # (24) L 2-6
 5/17/2002 A L 2-10
 5/18/2002 A L 7-12
 5/18/2002 A L 8-10
 5/23/2002 # (22) L 5-6 (10)
 4/19/2003 H L 1-7
 4/19/2003 H L 2-3
 4/20/2003 H W 8-3
 5/22/2003 # (22) L 6-10
 3/26/2004 A W 9-2
 3/27/2004 A L 1-12
 3/28/2004 A L 7-8
 5/27/2004 # (22) L 5-6
 4/8/2005 H W 2-0
 5/9/2005 H L 0-6
 5/10/2005 H L 2-3
 5/26/2005 # (17) W 12-2 (7)
 3/31/2006 A L 2-10
 4/1/2006 A L 9-10
 4/2/2006 A L 1-8
 5/25/2006 # (17) L 3-4
 5/11/2007 H W 4-2
 5/12/2007 H L 7-10
 5/13/2007 H L 6-8
 5/23/2007 vs. W 6-1
 3/8/2008 A W 5-3 (10)
 3/8/2008 A L 0-2
 3/9/2008 A L 2-4
 4/24/2009 H W 6-2
 4/25/2009 H W 6-3
 4/26/2009 H L 6-7
 4/2/2010 A L 5-6 (11)
 4/3/2010 A W 8-4
 4/4/2010 A L 6-7
 4/23/2011 H L 2-6
 4/23/2011 H W 3-1
 4/24/2011 H W 7-6
 3/30/2012 A L 1-5
 3/31/2012 A W 5-2
 4/1/2012 A L 6-7
 3/23/2013 H W 8-2
 3/24/2013 H W 4-3
 3/25/2013 H W 6-3
 4/24/2015 A W 8-3
 4/26/2015 A L 3-4
 4/26/2015 A L 3-5 (10)
 5/23/2015 # (4) L 2-10

OLD DOMINION (26-32-2)

3/29/1965 L 1-9
 4/7/1966 L 3-6
 4/1/1967 L 4-5
 4/15/1968 W 2-1
 3/28/1969 A L 2-5
 5/13/1970 H W 6-3
 4/2/1971 A W 9-6
 5/5/1972 H L 4-6
 4/30/1973 A W 7-5
 3/28/1974 H W 7-3
 4/14/1976 H W 16-5
 4/13/1977 A W 16-0
 4/5/1978 H W 12-4
 4/29/1979 A W 6-4
 4/29/1979 A W 10-5
 3/24/1980 A W 7-5
 4/28/1980 H L 2-5
 5/2/1981 H W 4-3
 5/2/1981 H W 2-0
 4/26/1983 A L 2-5
 4/26/1983 A L 0-5
 4/9/1985 H W 5-4 (10)
 4/23/1985 A L 1-3
 4/2/1986 H L 2-6
 4/24/1986 A L 2-11
 4/1/1987 H W 4-3
 4/21/1987 A L 1-5
 4/12/1988 H T 3-3 (10)
 3/29/1989 H W 9-8
 4/25/1989 A W 10-4
 3/1/1990 A L 5-7
 3/21/1990 H L 6-8
 3/5/1991 A L 2-5
 4/30/1991 H L 6-9
 3/4/1992 A L 0-3
 4/28/1992 H W 4-1
 3/30/1993 H L 2-6 (7)
 3/30/1993 H L 3-6 (7)
 3/23/1994 A L 8-12
 2/23/1995 A L 0-18
 3/29/1995 H L 2-13
 2/19/1996 H W 3-2
 3/27/1997 A L 5-9
 3/25/1998 H L 6-7
 2/24/1999 A L 0-1
 2/16/2000 H T 14-14 (8)
 2/22/2002 (36) W 12-4
 3/14/2002 A L 2-4
 4/15/2003 H W 8-3
 3/17/2004 A L 4-5
 2/16/2005 A L 6-9
 2/23/2005 H W 8-0
 2/15/2006 H L 1-5
 5/16/2006 A W 11-10
 2/27/2008 H W 7-3
 4/17/2013 H W 10-9 (10)
 4/1/2014 H W 7-1
 4/29/2014 A L 1-8
 3/11/2015 H L 5-14
 4/28/2015 A L 1-3

PITTSBURGH (9-3)

1940 W 19-5
 1941 W 6-5
 4/3/1959 W 7-4
 4/23/1962 W 4-2
 4/20/1966 L 1-7
 3/24/1981 H W 11-4
 4/4/2014 A W 4-0
 4/5/2014 A L 1-2
 4/6/2014 A W 3-0
 3/7/2015 (36) L 0-1
 3/7/2015 (36) W 2-1
 3/8/2015 (36) W 10-3

RADFORD (18-4-1)

4/29/1988 (7) W 16-1
 3/16/1989 H W 17-4
 5/1/1990 H L 9-11
 2/26/1991 H T 5-5
 5/2/1993 A L 11-16
 5/3/1993 H W 8-0
 4/19/1994 (19) W 9-3

5/12/1995 H W 9-7
 4/2/1996 A W 6-1
 2/26/1997 H W 9-4
 4/20/1998 A W 14-3
 3/4/1999 H W 5-2
 4/5/2001 A L 5-6
 3/6/2002 H W 5-1
 3/2/2003 A W 11-0
 4/27/2004 H W 3-2
 3/11/2008 H W 8-2
 3/31/2009 (22) W 12-2
 4/7/2010 H W 12-2
 4/5/2011 H W 2-0
 4/19/2011 A W 12-0
 4/24/2012 H W 3-2 (11)
 4/10/2013 H L 8-9

RICHMOND (82-58-2)

4/20/1889 H W 13-4
 4/12/1890 H L 5-9
 5/4/1897 H W 9-4
 4/20/1898 H L 6-8
 4/21/1898 H L 12-19
 3/17/1906 H W 13-5
 1918 W 10-8
 1919 W 5-4
 1921 W 3-1
 1922 L 1-4
 1923 L 6-19
 1926 L 6-7
 1927 W 7-0
 1928 L 1-6
 1932 W 5-3
 1934 L 0-12
 1935 L 0-4
 1935 W 4-3
 1936 L 0-3
 1936 W 4-2
 5/8/1937 A L 1-12
 5/11/1937 H W 4-1
 1938 W 1-0
 1938 W 7-1
 1939 W 2-1
 1939 L 0-7
 1940 W 2-1
 1940 W 5-4
 1941 L 1-5
 1941 W 9-6
 1942 W 4-0
 1942 L 1-8
 4/21/1943 W 5-3
 5/8/1943 L 1-8
 4/29/1944 W 2-0
 5/13/1944 L 0-9
 4/28/1945 W 3-1
 5/5/1945 W 10-1
 1946 T 8-8
 1946 L 3-4
 1947 L 0-2
 1947 L 0-4
 4/21/1948 W 8-1
 5/1/1948 A W 5-2
 1949 L 1-13
 1949 W 3-2
 1950 W 3-2
 1950 W 1-0
 1951 W 3-2
 1952 L 3-4
 1952 L 1-5
 4/28/1953 L 3-7
 5/9/1953 W 8-1
 4/24/1954 W 10-7
 5/1/1954 L 1-3
 4/30/1955 L 4-9
 5/19/1955 W 4-0
 4/28/1956 L 0-8
 5/19/1956 L 2-6
 5/15/1957 L 2-3
 4/26/1958 L 0-17
 5/19/1958 L 0-8
 5/7/1960 L 4-7
 5/19/1961 L 3-7
 5/18/1963 L 4-8
 5/6/1964 L 1-2

GAME-BY-GAME SERIES HISTORY VS ACC, 2016 OPPONENTS

5/5/1965	W	5 or 4-3
5/3/1966	L	5-7
4/28/1967	L	0-1
4/10/1968	W	4-2
4/23/1969	A	W 9-3
4/29/1970	H	W 5-4
4/16/1971	A	W 28-2
6/1/1972 +	(6)	W 18-2
4/24/1973	H	L 2-5
3/22/1974	H	L 0-7
3/28/1975	A	L 0-14
4/9/1975	H	W 13-9
3/21/1976	H	W 12-3
4/1/1977	A	W 5-4
4/14/1977	H	W 10-3
3/30/1978	H	L 3-4
4/3/1978	A	L 9-11
4/19/1979	H	W 12-3 (7)
4/19/1979	H	W 12-3 (7)
3/19/1980	H	W 9-3
4/1/1980	A	L 0-6
3/27/1981	A	L 2-3
4/2/1981	H	W 12-9
3/23/1982	H	W 6-2
4/2/1982	A	L 9-14
4/13/1983	A	L 6-7
4/6/1984	A	W 3-2
4/12/1984	H	W 9-8
3/26/1985	A	W 7-0
4/11/1986	A	W 16-6
4/2/1987	A	W 10-2
4/7/1987	H	W 8-4
3/24/1988	A	W 14-13
4/19/1988	H	W 6-5
4/6/1989	H	W 8-4
4/19/1989	A	W 10-4
3/22/1990	H	W 5-2
4/18/1990	A	W 8-6
4/9/1991	H	L 1-12
4/24/1991	A	W 5-4 (10)
2/27/1992	H	L 3-6
3/31/1992	A	W 5-3
3/2/1993	A	L 2-8
4/4/1993	H	L 3-9
4/5/1994	A	W 6-4
4/7/1994	H	W 9-5
3/28/1995	A	L 7-8
4/4/1995	H	W 13-11
4/16/1996	A	W 8-7
4/23/1996	H	L 9-13
4/8/1997	H	L 3-8
4/15/1997	A	L 4-9
4/2/1998	A	T 11-11
4/14/1998	H	W 9-7
3/31/1999	H	W 6-5
4/6/1999	A	L 3-8
3/28/2000	A	W 11-2
4/4/2000	H	W 11-2
3/27/2001	H	W 1-0
4/3/2001	A	L 4-17
4/16/2002	H	L 6-15
4/17/2002	A	W 12-11 (10)
3/3/2003	A	L 1-2
3/3/2003	A	L 1-2 (7)
4/1/2003	H	W 11-4
3/2/2004	A	W 14-6
5/3/2005	H	W 11-0
4/5/2006	A	W 5-0
4/26/2006	H	W 8-3
3/20/2007	A	W 11-1
4/17/2007	H	W 12-5
4/20/2010	H	W 11-3
4/20/2011	H	W 12-1
4/17/2012	H	W 7-5
4/23/2013	H	W 6-2
4/23/2014	H	W 13-0
5/12/2015	H	W 8-6

TOWSON (17-2)

4/12/1982	H	W 19-6
4/1/1986	H	W 9-8
4/22/1991	H	L 4-6
2/17/2006	H	W 7-0

2/18/2006	H	W 7-2
2/19/2006	H	W 13-3
4/1/2008	H	W 9-8
4/2/2008	H	L 6-7
3/24/2009	H	W 13-4
3/25/2009	H	W 7-5
3/30/2010	H	W 8-5
3/31/2010	H	W 17-4
3/22/2011	H	W 6-0
3/23/2011	H	W 5-0
3/27/2012	H	W 8-0
3/28/2012	H	W 19-5
3/27/2013	H	W 7-1
3/19/2014	H	W 5-3
3/17/2015	H	W 8-0

VCU (39-19)

4/15/1979	H	W 17-4
4/19/1979	A	L 3-14
3/20/1980	H	L 8-15
4/10/1981	H	L 6-7
4/15/1981	H	L forfeit
4/1/1982	H	W 16-15
5/3/1982	A	W 17-1
3/5/1983	H	W 11-8 (7)
3/5/1983	H	W 5-4 (7)
3/27/1984	H	W 3-1
3/5/1985	A	W 7-6
3/27/1985	H	W 9-7
3/20/1986	H	W 7-6
3/4/1987	H	W 6-1
4/23/1987	A	W 13-6
3/1/1989	H	L 2-6
5/2/1989	A	L 2-6
3/7/1990	H	W 15-8
2/27/1991	H	W 7-2
3/1/1991	A	L 0-5
4/6/1992	A	W 5-4 (10)
2/24/1993	H	W 8-4 (8)
2/25/1993	A	L 4-8
2/20/1994	A	L 6-7
4/26/1994	H	W 9-1
2/22/1995	A	L 2-4
3/22/1995	H	W 9-3
2/21/1996	H	W 9-7
4/29/1996	A	W 5-3
4/22/1997	H	W 11-7
4/29/1997	A	W 5-2
3/31/1998	H	L 3-6
4/28/1998	A	W 11-7
2/14/1999	vs.	L 2-7
4/7/1999	H	W 14-1 (7)
4/20/1999	A	L 2-4
3/6/2000	A	W 8-7
2/28/2001	A	L 6-7 (11)
3/20/2001	H	L 2-8
2/26/2002	H	L 7-13
3/27/2002	A	L 1-6
4/29/2003	A	L 3-5
5/12/2003	H	L 1-7
2/21/2006	H	W 7-1
4/10/2007	A	W 8-1
5/1/2007	H	W 5-4
3/25/2008	H	W 5-3
4/21/2009	A	W 8-1
5/12/2009	H	W 4-1
4/25/2012	A	W 7-5
5/4/2010	H	W 10-5
6/4/2010 +	H	W 15-4
5/3/2011	A	W 14-3
4/25/2012	A	W 7-5
4/30/2013	A	W 11-3
5/14/2013	H	W 17-3
4/22/2014	A	W 5-4 (10)
5/13/2014	H	W 12-3
3/31/2015	A	W 5-3

VIRGINIA TECH (95-82)

5/2/1900	H	W 12-0
5/10/1901	A	W 8-3
1903		W 14-2
5/6/1903	H	W 13-4
4/14/1904	H	W 9-0
4/26/1905	H	W 7-1

4/27/1905	H	W 7-2
4/18/1922	H	W 6-0
5/4/1923	A	W 7-0
5/10/1924	H	L 1-3
1926		L 4-5
1928		W 21-3
4/23/1928	A	W 6-0
4/20/1929	H	W 12-2
5/14/1929	A	W 8-6
4/19/1930	H	L 2-7
4/24/1931	H	L 4-5
5/16/1931	A	L 1-6
4/22/1932	H	W 12-8
5/2/1932	A	W 9-2
5/9/1933	H	L 5-11
4/30/1934	H	W 14-4
4/29/1935	H	W 7-3
5/13/1935	A	L 7-11
4/20/1936	H	W 9-8
5/11/1936	A	W 8-7
4/3/1937	A	L 0-9
5/4/1937	(33)	L 3-6
4/26/1938	A	W 7-4
5/10/1938	H	L 1-9
5/8/1939	A	W 9-5
5/15/1939	H	W 5-2
4/15/1940	A	W 2-1
4/22/1940	H	L 1-6
4/18/1941	H	W 18-11
4/28/1941	A	W 7-4
4/27/1942	A	L 7-9
5/5/1942	H	W 3-2
5/4/1943	H	L 7-8
5/5/1943	H	L 7-9
5/17/1944	A	L 1-2
4/21/1945	H	L 1-3
6/2/1945	A	W 2-1
4/20/1946	A	W 8-2
1946		W 11-7
5/10/1947	A	L 4-10
5/22/1947	H	L 6-9
4/23/1948	H	W 10-9
5/8/1948	A	L 2-13
4/18/1949	H	W 7-6
4/18/1950	H	W 4-1
5/15/1950	A	L 0-9
4/11/1951	H	W 4-3
5/7/1951	A	L 1-7
4/24/1952	H	W 1-0
1952		L 2-7
4/23/1953	H	W 7-6
5/11/1953	A	W 4-3
4/19/1954	A	W 3-2
4/27/1954	H	L 2-7
5/4/1955	A	L 2-7
5/10/1955	H	L 7-9
4/9/1956	H	W 4-2
5/10/1956	A	L 4-19
4/22/1957	A	L 3-7
5/17/1957	H	W 5-1
5/8/1958	H	W 6-5
5/5/1959	H	L 3-9
5/18/1960	A	L 7-9
4/12/1961	H	W 17-10
4/18/1962	A	L 0-9
3/31/1966	H	L 1-7
4/18/1968	A	L 0-20
5/6/1969	H	W 1-0
5/19/1970	A	L 8-9
4/29/1971	H	L 4-5
5/10/1972	H	W 4-2
5/6/1973	H	L 4-7
4/12/1974	H	W 8-6
4/16/1974	A	W 3-2 (10)
4/2/1975	A	W 5-3
4/17/1975	H	W 10-1
3/26/1976	A	L 6-10
4/2/1976	H	L 2-3
3/29/1977	H	L 9-12
4/8/1977	A	L 7-9
4/14/1978	A	W 10-1
4/12/1979	A	W 9-2
4/16/1979	A	L 0-4
4/28/1981	H	W 10-9

5/3/1981	A	L 1-11
4/30/1982	H	L 6-10
5/1/1982	H	L 4-13
5/2/1982	A	L 2-9
4/29/1983	A	L 10-11
4/30/1983	H	L 3-8
5/1/1983	A	L 11-12
4/27/1984	(19)	L 4-9
4/28/1984	(19)	L 3-5
4/29/1984	(19)	L 9-10
4/27/1985	A	L 13-14
4/28/1985	H	W 3-2
4/14/1986	A	W 11-8
4/21/1986	H	L 12-13 (12)
5/9/1987	H	L 3-8
5/10/1987	(12)	L 4-8
5/11/1987	A	L 5-11
4/20/1988	H	L 8-11
4/20/1989	A	W 10-9 (10)
4/26/1989	(12)	W 6-2
4/11/1990	H	L 1-8
4/19/1990	H	W 14-13
4/25/1990	A	W 14-13
4/3/1991	H	L 6-7
4/10/1991	H	W 5-2
4/17/1991	A	L 5-11
4/8/1992	H	W 4-3
4/15/1992	H	L 3-12
4/22/1992	A	L 4-6
4/7/1993	A	L 1-6
4/14/1993	H	W 6-2
4/20/1994	H	L 3-5 (7)
4/20/1994	H	L 10-11 (7)
4/19/1995	H	W 8-7
4/26/1995	A	W 13-5
4/17/1996	(22)	W 2-1 (10)
4/25/1996	H	W 8-1
3/9/1997	A	W 14-11
4/8/1998	H	W 4-3
4/15/1998	A	L 5-10
4/22/1998	A	W 3-2
4/14/1999	A	L 9-13
4/21/1999	H	L 7-11
3/29/2000	H	L 3-7
4/19/2000	A	L 6-7 (10)
5/2/2000	H	W 5-4
4/11/2001	H	W 7-4
4/18/2001	A	W 9-3
5/1/2001	(22)	L 1-6
4/10/2002	A	W 16-10
4/18/2002	(22)	L 2-8
4/30/2002	H	W 8-7 (10)
4/16/2003	A	L 3-5
4/23/2003	(22)	W 10-7
4/21/2004	H	W 21-10
3/27/2005	A	W 8-5
5/18/2006	H	W 4-2
5/19/2006	H	W 6-0
5/20/2006	H	W 11-7
3/30/2007	A	W 3-1
3/31/2007	A	W 11-4
4/1/2007	A	W 8-5
3/28/2008	H	W 10-1
3/29/2008	H	W 9-2
3/30/2008	H	W 2-1
5/14/2009	A	L 4-5 (10)
5/15/2009	A	L 8-9
5/16/2009	A	W 6-4
4/16/2010	H	W 4-2
4/17/2010	H	W 8-2
4/18/2010	H	L 5-8
4/1/2011	A	W 18-3
4/2/2011	A	W 9-3
4/3/2011	A	W 10-2
3/9/2012	H	L 10-8 (11)
3/10/2012	H	W 4-3
3/11/2012	H	W 6-5
4/26/2013	A	W 15-6
4/27/2013	A	L 3-5
4/27/2013	A	L 6-11
5/22/2013	(13)	L 1-10
3/28/2014	H	W 2-1
3/29/2014	H	W 9-2
3/30/2014	H	W 7-4
3/13/2015	A	L 1-2

3/14/2015	A	L 1-3
3/15/2015	A	L 5-6

VMI (102-31)

5/17/1889	A	W 19-4
5/3/1890	A	W 13-7
4/25/1891	A	W 24-0
4/28/1900	A	W 22-0
1903		W 7-1
4/6/1906	H	W 9-0
1911		W 11-0
1914		W 11-3
1916		W 14-5
1918		W 14-4
1919		W 2-1
1921		L 4-7
1922		L 1-3
1923		L 0-6
1923		L 0-4
1924		W 8-2
1924		W 9-4
1925		W 9-2
1925		W 5-3
1926		L 3-4
1926		W 2-1

GAME-BY-GAME SERIES HISTORY VS ACC, 2016 OPPONENTS

5/17/1966	W	12-6	5/1/1965	H	W	7-1	4/6/1997	A	W	7-6	1947	W	8-1	1 - Norfolk, Va.				
4/12/1967	W	2-0	4/15/1966	H	W	7-2	4/24/1998	H	L	2-3	1947	W	18-3	2 - Washington, D.C.				
4/7/1969	H	W	6-1	4/30/1966	A	L	0-10	4/25/1998	H	L	4-13	1950	W	8-0	3 - Annapolis, Md.			
4/22/1970	A	W	5-1	4/7/1967	A	L	5-7	4/26/1998	H	L	7-13	1951	W	6-2	4 - Greensboro, N.C.			
4/26/1971	H	W	9-2	4/22/1967	H	W	1-0	4/9/1999	A	L	2-11	1951	L	3-6	5 - Richmond, Va.			
4/25/1972	A	W	9-4	4/13/1968	H	L	5-7	4/10/1999	A	L	8-14	1952	W	9-4	6 - Gastonia, N.C.			
5/1/1973	H	W	11-1	5/4/1968	A	L	0-15	4/11/1999	A	L	4-5	1952	W	4-3	7 - Front Royal, Va.			
4/11/1974	A	W	6-4 (12)	5/4/1968	A	W	6-0	5/19/1999 # (13)	L	3-4	4/20/1953	W	6-4	8 - Statesboro, Ga.				
4/7/1975	A	W	11-1	5/3/1969	H	L	5-6	3/24/2000	H	L	0-4	5/20/1953	L	7-8	9 - East Carolina University			
4/8/1976	A	W	8-6	5/4/1969	H	W	5-2	4/25/2000	H	W	10-9	3/26/1957	L	6-7	10 - Chapel Hill, N.C.			
3/31/1977	H	W	16-1	4/11/1970	A	L	4-5 (7)	3/26/2000	H	L	5-13	5/14/1958	L	9-10	11 - Rollins College, Orlando, Fla.			
3/31/1978	A	W	6-1	4/11/1970	A	W	6-3 (7)	5/19/2000 # (24)	W	8-3	4/7/1959	W	4-3	12 - Madison, Va.				
4/29/1979	H	L	1-2	5/1/1970	H	W	13-4	5/6/2001	A	L	8-9	5/1/1962	W	7-3	13 - Durham, N.C.			
4/10/1980	A	W	7-0	4/10/1971	A	W	4-3	5/7/2001	A	L	2-14	5/7/1963	L	5-6	14 - Greenville, S.C.			
4/10/1980	A	W	5-2	5/1/1971	A	W	11-2	5/8/2001	A	L	1-4	4/14/1964	W	2-0 (6)	15 - Clemson, S.C.			
5/4/1981	H	W	13-3	4/16/1972	H	W	6-1	5/17/2001 # (24)	L	1-2	4/30/1968	L	4-7	16 - Auburn Univ.				
5/4/1981	H	W	8-2	4/29/1972	A	W	8-7	4/12/2002	H	L	7-8	3/27/1969	A	W	5-0	17 - Jacksonville, Fla.		
4/29/1982	A	L	1-8 (7)	4/29/1972	A	W	2-0	4/13/2002	H	L	3-4	4/12/1970	H	W	4-0	18 - Lynchburg, Va.		
4/29/1982	A	W	4-1 (7)	4/13/1973	H	W	11-0	4/14/2002	H	L	5-9	4/3/1971	A	L	3-4	19 - Pulaski, Va.		
3/24/1983	H	W	11-3	4/13/1973	H	L	1-3	4/25/2003	A	L	1-2	4/27/1972	H	L	5-17	20 - Florida A&M, Tallahassee, Fla.		
4/3/1984	A	W	11-4	4/13/1974	H	W	10-4	4/26/2003	A	W	13-2	4/29/1973	A	W	9-1	21 - Prince William, Va.		
3/6/1985	A	W	5-1	4/13/1974	H	W	7-4	4/27/2003	A	W	6-4	4/17/1974	H	W	9-3	22 - Salem, Va.		
4/30/1985	H	W	8-5	3/29/1975	H	L	3-4	5/23/2003 # (22)	W	12-11 (10)	3/18/1975	A	W	3-1	23 - Tuscaloosa, Ala.			
4/9/1986	A	W	12-9	4/12/1975	A	W	7-2	5/13/2004	H	W	5-4 (10)	3/20/1976	H	W	7-4	24 - Fort Mill, S.C.		
4/22/1986 (12)	W	17-0 (7)	3/27/1976	A	W	1-0	5/14/2004	H	W	11-7	4/12/1977	A	W	2-1	25 - St. Petersburg, Fla.			
3/24/1987	H	W	8-0	4/10/1976	H	L	4-9	5/15/2004	H	W	8-6	4/12/1978	H	W	9-4	26 - Corvallis, Ore.		
4/5/1988	A	W	11-5	4/24/1976 # (15)	W	8-2	3/4/2005	A	L	8-11	4/23/1979	H	W	4-2	27 - Atlanta, Ga.			
4/26/1988	H	L	3-5	3/26/1977	H	L	2-3	3/5/2005	A	L	8-15	4/2/1980	A	W	12-8	28 - Coral Gables, Fla.		
4/17/1989	A	W	14-13 (10)	4/9/1977	A	L	0-10	3/6/2005	A	L	6-7	4/3/1981	H	W	11-4	29 - Fullerton, Calif.		
4/17/1989	A	W	14-8	4/16/1978	A	L	3-4	3/24/2006	H	W	3-2	3/29/1982	H	W	12-4	30 - Irvine, Calif.		
3/6/1990	H	L	4-5	4/17/1978	A	L	7-9	3/25/2006	H	L	2-3	4/4/1983	A	W	7-4	31 - Oxford, Miss.		
3/7/1991	H	W	16-5	4/19/1978 # (10)	L	2-16	4/19/1978 # (10)	L	2-16	3/26/2006	H	W	10-2	32 - Omaha, Neb.				
2/22/1992	A	W	14-5	3/15/1979	A	W	12-3	3/9/2007	A	L	3-8	4/10/1984	H	W	12-9	33 - Madison Heights, Va.		
4/13/1992	H	W	12-1	3/16/1979	A	L	2-12	3/10/2007	A	W	13-5	2/27/1985	A	W	12-3	34 - Raleigh, N.C.		
2/23/1993	H	W	6-3	4/1/1979	A	L	4-14	3/11/2007	A	L	6-7	4/11/1985	H	W	7-6	35 - Orlando, Fla.		
4/14/1994	A	L	3-12	4/14/1979	H	L	5-8	4/18/2008	H	W	4-2	2/26/1986	A	W	9-7 (8)	36 - Charleston, S.C.		
2/28/1995	H	W	5-1	3/29/1980	A	L	5-7	4/19/2008	H	L	3-14	4/4/1986	H	W	5-4	37 - Wilmington, N.C.		
4/13/1995	A	L	4-6	4/5/1980	H	W	12-4	4/20/2008	H	W	3-2 (11)	3/3/1987	A	L	12-13 (8)	38 - Chicago, Ill.		
4/22/1996	H	W	9-4	3/21/1981	A	W	10-8	5/24/2008 # (17)	L	4-7	3/26/1987	H	W	9-8	39 - Danville, Va.			
3/25/1997	A	W	13-3	4/12/1981	H	W	8-3	3/6/2009	A	W	18-2	3/2/1988	A	W	12-4	40 - Washington D.C.		
2/25/1998	H	W	13-7	4/4/1982	H	W	7-5 (7)	3/7/2009	A	W	8-6	4/14/1988	H	W	6-0	41 - Conway, S.C.		
3/30/2005	H	W	2-1	4/5/1982	H	W	5-14 (7)	3/8/2009	A	W	21-5	3/30/1989	H	W	11-1	# ACC Tournament		
4/18/2006	H	W	5-0	4/21/1982 # (10)	W	10-4	4/21/1982 # (10)	W	10-4	5/25/2011 # vs.	W	13-1 (7)	4/11/1989	A	W	2-1 (10)	+ NCAA Regional	
2/27/2007	H	W	5-3	4/24/1982 # (10)	L	3-7	4/24/1982 # (10)	L	3-7	4/7/2012	H	W	9-4	2/23/1990	A	W	6-3	* College World Series
4/3/2007	A	L	2-5	4/1/1983	A	L	3-10	4/1/1983	A	L	3-10	3/2/1990	H	T	6-6			
5/13/2008	H	W	6-5 (11)	4/1/1984	H	L	1-2	4/7/2012	H	W	9-4	4/1/1991	A	L	7-8 (10)			
3/11/2009	H	W	10-3	4/8/1984	A	W	6-4	4/8/2012	H	W	4-1	4/29/1991	H	W	8-1			
4/14/2010	A	L	3-12	4/7/1985	A	W	10-3	4/9/2012	H	W	11-2	2/28/1992	A	W	8-7			
2/23/2011	H	W	4-3	4/13/1985	H	W	4-3	4/6/2013	A	W	7-6	3/6/1992	H	L	1-8 (6)			
3/21/2012	H	W	12-3	4/17/1985 # (27)	L	4-9	4/7/2013	A	W	8-6	3/9/1993	A	W	13-8				
4/3/2013	H	W	8-6	4/13/1986	H	L	2-4	4/8/2013	A	W	9-7	4/20/1993	H	L	5-9			
2/25/2014	H	L	2-3	4/20/1986	A	W	15-12	5/16/2014	A	L	5-6 (10)	3/8/1994	A	W	5-3			
4/1/2015	H	L	6-7	4/4/1987	H	W	9-2	5/16/2014	A	W	7-2	4/11/1995	H	W	7-4			
				4/26/1987	A	L	4-5 (7)	5/17/2014	A	L	3-4	2/18/1997	A	W	11-2			
				4/26/1987	A	L	1-6 (7)				3/26/1997	H	W	14-4				
				4/3/1988	H	W	6-5				3/4/1998	H	W	18-4				
				4/23/1988	A	L	12-15 (7)				4/16/1998	A	W	5-1				
				4/23/1988	A	W	8-2 (7)				3/2/1999	H	L	5-8				
				3/26/1989	A	L	5-17				2/29/2000	A	L	3-9				
				4/22/1989	H	W	9-8				2/27/2001	H	L	5-10				
				4/22/1989	H	W	6-5				2/27/2002	H	W	5-3				
				4/8/1990	H	W	9-0				3/19/2003	H	W	6-0				
				4/8/1990	H	W	12-9				4/6/2004	A	W	11-9				
				5/14/1990 # (14)	W	8-4					4/27/2005	H	W	9-4				
				4/6/1991	A	L	3-4 (7)				2/20/2007	H	W	17-2				
				4/6/1991	A	W	4-2 (10)				4/23/2008	H	L	5-6				
				4/7/1991	A	W	6-2				2/24/2009	H	W	11-1				
				4/3/1992	H	L	7-14				3/10/2010	A	W	12-6				
				4/4/1992	H	L	3-8				3/16/2010	H	W	9-1				
				4/5/1992	H	L	2-6				3/1/2011	H	W	9-0				
				4/2/1993	A	W	11-10				2/21/2012	H	W	6-5 (11)				
				4/3/1993	A	W	13-9 (13)				2/19/2013	H	W	11-2				
				4/4/1993	H	L	6-7 (10)				2/16/2014	A	W	17-2				
				5/16/1993 # (14)	W	8-7					4/16/2014	H	W	11-2				
				4/15/1994	H	W	5-2				4/15/2015	H	W	3-2				
				4/16/1994	H	L	2-7											
				4/17/1994 (18)	L	3-9												
				3/31/1995	A	L	4-9											
				4/1/1995	A	L	1-2											
				4/2/1995	A	L	2-3											
				4/19/1996	H	W	6-0											
				4/20/1996	H	W	8-4											
				4/21/1996	H	W	2-1											
				4/4/1997	A	L	4-8											

LETTERWINNERS

A

Abbitt, Robert (Capt.).....1935-36-37
 Abel, Nathaniel.....2012
 Adams, David.....2006-07-08
 Adkins, John.....1963
 Aichholz, Don.....1950-51-52
 Albright, Kevin.....1996
 Allen, Tyler.....2014
 Altemus, Broden Brook.....1946-48-50
 Amaro, Rob.....2011-12
 Anderson, E.J.....1995-96-97-98
 Anderson, Peter Matthew.....1973-74-75
 Anderson, Robert Steven.....1976-77
 Anderson, T.B.H.....1912-13
 Angle, Eugene C.....1963-64-65
 Angus, Herman T.....1965
 Antonic, Josh.....1992-93
 April, Benjamin.....1928-29
 Arey, Mark.....1995
 Arico, Kevin.....2008-09-10
 Arnette, Clyde Eugene.....1966
 Arnold, Charles.....1956-57
 Arnold, George B.....1925-26-27
 Ashby, Benjamin C., Jr.....1937-38
 Atkinson, William E.....1928-29
 Avery, Matt.....2003-04-05
 Ayres, Elmer Vincent.....1936-37-38

B

Baber, Billy.....1999
 Babyak, Richard Preston.....1943-44
 Bailey, Rives (Capt.).....1954-55-56
 Bain, Kirk.....1950
 Ballard, Mike.....2003-04-05-06
 Bangel, Herbert K.....1947
 Barbary, Travis.....1990-91-92-93
 Barbee, Allan.....1954
 Barbee, Melvin.....1978-79-80-81
 Barger, John E.....1959-60-61
 Barr, John.....2008-09-10-11
 Barth, Dennis Gerald.....1984-85
 Basara, Michael Brian.....1986-87-88
 Baugh, Randy.....1992
 Bayha, Bill.....1988-89-90-91
 Bazzarre, John (Mgr.).....1953-54
 Beale, Samuel Edward.....1969-71
 Bear, Clay F.....1947-48
 Beard, Donald S.....1926-27-28
 Benick, Jonathan.....1999-00-01
 Bennie, Robert.....2013
 Berkeley, N.....1916
 Berner, William.....1947-48-49
 Bernstein, Daniel (Capt.).....1972-73-74-75
 Bernstine, Matt.....2005-06
 Berry, Tom.....1954-55
 Berry, William Thomas.....1976
 Bettinger, Alec.....2014-15
 Biddix, Tyler.....2008-09-10-11
 Biggs, Charles William.....1982-83-84-85
 Bimmerle, John.....1991-92
 Blackburn, Thomas Huntington.....1970-71
 Blackney, J.P.....1911
 Boger, Bruce A.....1968-69
 Bonney, William.....1955
 Bono, Chris.....1998
 Booker, Bodley (Mgr.).....1940
 Booker, William Jeffery.....1984-85
 Boozer, William M.....1950
 Bouldin, Curtis Frye (Capt.).....1934-35-36
 Bowen, William T.....1928-29-30
 Bowling, Josh.....1997-98-99
 Boyer, John (Mgr.).....1949-50
 Boyer, Michael D.....1960
 Bozorth, John Clyde.....1933-34
 Bracht, Albert Steven.....1971-72-73-74
 Bransford, Pat.....1993-94-95-96
 Brant, A.T. (Mgr.).....1907
 Bratt, David Jefferson.....1970-71-72-73
 Brennan, Michael Brian.....1988-89-90
 Brewer, Walter J. C.....1932-33-34
 Brewer, Ward W.....1931-32-33
 Brindle, Stephen (Capt.).....1970-71-72-73
 Bronaugh, Samuel M.....1924-25
 Brown, Charles Lee.....1942
 Brown, James Dall, Jr.....1936
 Brown, Percy H.....1927-28-29-30
 Brown, Ray.....1950

Brown, Rodney.....1959
 Brugmann, William.....1943
 Bruno, Stephen.....2010-11-12
 Bryan, R.C.....1944
 Bryant, Herbert.....1931
 Bryant, Stephen Robert.....1968-69-70
 Buchanan, Brian.....1992-93-94
 Buecler, Reid.....1995
 Bugnar, Ronnie G. (Capt.).....1965-66-67
 Burcham, Timothy Lee.....1983-84-85
 Burnes, Justin I.....1939-40-41
 Busch, Herbert.....1957-58-59
 Butler, Tony.....2014
 Byrd, William E., Jr.....1929-30

C

Cabaniss, W.H.....1909-10-11
 Cabell, Robert, III.....1926-27-28-29-30
 Caine, Robert.....1946-47-48
 Callaway, P.A.....1915-16
 Camp, R.G. (Mgr.).....1907
 Campagna, Mike.....2005-06
 Campbell, Will.....2007-08-09
 Canady, Joel.....1994-95-96
 Cannon, Tyler.....2007-08-09-10
 Cappelmann, John.....1993-94-95-96
 Cardwell, Bickerton W.....1927-28-29
 Cardwell, Vincent.....1933-34-35
 Carr, David W.....1946-47-48-49
 Carraway, Andrew (Capt.).....2006-07-08-09
 Carleton, Walter M.....1965
 Carrington, A.B., Jr.....1918
 Carrington, Edward.....1965
 Carrington, Richard A., Jr.....1922
 Carter, Arlen.....1952-53
 Carter, Francis Edward.....1934-35
 Carter, Hill, Jr (Mgr.).....1967-68
 Carter, T.C., Jr.....1911-12-13
 Casey, Derek.....2015
 Cave, Alexander M.....1941-42-43
 Cave, George Fielding.....1976-79
 Cave, Richard Scott (Mgr.).....1976
 Chandler, B.F.....1907
 Chandler, Eric.....2005
 Chapman, Denny.....1998-99
 Charles, David H.....1947-48-49
 Charles, Roger.....1932-33
 Christensen, Eric.....2001-02-03
 Christian, Andrew H.....1942
 Clarke, James Kevin.....1981-82-83-84
 Clay, Matt.....1998
 Clement, Ernie.....2015
 Close, Oscar T.....1929
 Cody, Charlie.....2015
 Cogswell, Brandon.....2012-13-14
 Cohen, Irvin R.....1938
 Cohn, Greg.....1991
 Coleman, David.....2008-09-10-11
 Collins, Ty.....2001-02
 Coman, Robbie.....2013-14-15
 Cook, Jason Alexander.....1990-91-92-93
 Cook, Robert Thomas.....1978
 Cooke, Addison Barnwell.....1956
 Conner, Doug.....2000
 Costello, Charles.....1930
 Coughlin, Tim (Capt.).....1992-93-94
 Counts, David F.....1967-68-69
 Counts, Justin.....1993-94-95-96
 Cowan, Jake.....2008
 Cowgill, Joseph M.....1935-36-37
 Crawford, C.B.....1907-08-09-10
 Creswell, Brandon.....1998-99-00-01
 Crowley, Thomas.....1990-91-92-93
 Crighton, George.....1957
 Crockett, Kyle.....2011-12-13
 Cropper, Lannie, Jr. (Capt.).....1978-79-80
 Cubbage, Michael Lee.....1969-70-71
 Cunha, Stephen Manuel.....1989-90-91
 Cunningham, John Parks.....1972-73-75
 Curtis, William W. (Capt.).....1965-66-67
 Cusick, Derrick.....1991-92-93-94

D

Dall, Francis Lynn.....1975-76
 Dalton, T.P.....1907
 Dan, Terry Alan.....1969-70-71-72
 Daneker, Pat.....1995-96

Darby, Josh.....2004-05
 Darlington, Fred L.....1926-27
 Davenport, Ted (Capt.).....1950-51-52
 Davidson, Walter Victor, Jr.....1934-35
 Davis, Neal.....2007-08-09-10
 Davis, Will.....2001
 Dawson, Cooper.....1931
 Dawson, Doyle.....1955-57
 Deal, Louis L.....1924
 DeBoe, Joel (Capt.).....1968-69
 Deitrick, William A.....1923-24-25-26
 Dement, Robert Warren.....1984-85-86
 Derian, Paul S.....1944-46-47-50
 Dent, Clarence Rodgers.....1930-31
 DeVenny, James W.....1960
 Devane, Dave.....1991-92-93
 Diffey, A.C. Carter.....1925-26-27
 Dillard, Hardy.....1960-61
 Dobies, Andrew.....2002-03-04
 Dodson, James R., Jr (Capt.).....1939-40-41
 Doering, Don Alban.....1976
 Doherty, Kevin.....2013-14-15
 Dohner, John.....1952-53
 Doolittle, Sean.....2005-06-07
 Doughty, Matt.....2015
 Douglas, M.T.....1911-12-13
 Dowhower, Brian.....1990
 Dowhower, Deron.....1991-92-93
 Downes, Brandon.....2012-13-14
 Doyle, David Scott.....1976
 Doyle, Tommy.....2015
 Drissel, Virgil Homer (Capt.).....1932-33-34
 Drummond, H.C.....1916
 Duff, David Arnold.....1977-78-79
 Duke, Lee Monroe, II (Mgr.).....1976
 Duncan, Columbus, Jr.....1976-77-78
 Dunn, David H.....1929
 Dunn, J. Willcox.....1920-21-22
 Dunn, Matt.....2003-04
 Dvorak, W.....1956

E

East, Jeffrey Glenn.....1983
 Edmunds, James, III.....1936-37-38
 Edwards, William.....1954-55-56
 Effertz, Joel.....2012
 Eisenman, Arthur F., Jr.....1950
 Ellington, Samuel E. (Capt.).....1946-47
 Elliott, Carleton.....1949
 Ellis, Charles W.....1950
 Ellis, James Lindell.....1930
 Ellis, Jordan.....2005
 Ellis, Robert Anthony.....1974-75
 Emerson, Robert Marrye.....1975-76-77
 Erbaugh, Douglas William.....1981
 Evans, Hugh McCloskey.....1988
 Evans, Kerr Stewart, Jr.....1966-67-68
 Evans, Tom P.....1948-49-50

F

Fahy, Kevin.....1994
 Farmer, Paul.....1927
 Farquhar, Norman.....1941-42
 Farrell, Jeremy.....2006-07-08
 Farson, George W.....1960-61-62
 Fay, R.R.....1919
 Fayonsky, Sam W.....1928
 Fechter, William C.....1942
 Fiegel, Todd Andrew.....1989-90-91
 Finlay, E.....1912-13
 Fisher, Chad.....2004
 Fisher, Derek.....2012-13-14
 Fisher, Stanford A.....1961
 Fitchett, M.S.....1910-11-13-14-15
 Fitz-Hugh, G.S., Jr. (Mgr.).....1961
 Fitzhugh, Donald Lewis.....1935
 Fletcher, G.R.....1931-32-33
 Florio, Joe.....2005
 Floyd, E.N. (Mgr.).....1910
 Floyd, Mike.....1999-00
 Ford, Kevin.....1993-94-95-96
 Forst, John J.....1949-50
 Forsy, Joseph.....1954-55-56
 Foster, Henry P.....1923-24
 Fox, Robert D.....1961-62

Friedberg, Samuel.....1926-27-28
 Fulton, W.H.....1907-08-09
 Fuqua, Michael Bond.....1985-86

G

Gale, Christopher.....2001-02-03-04
 Galloway, John.....1994-95-96
 Gammon, F.A.....1914-15-16
 Gammon, Larry J.....1964-65-67
 Gardner, Scott Alan.....1973-74-75
 Garland, John.....1953-54
 Gerstenmaier, Jack.....2015
 Ghrst, Jordan.....2002-03-04
 Gibson, Carl E., Jr. (Capt.).....1963-64-65
 Gilbert, Peter (Mgr.).....1959
 Gill, Jason.....1991
 Gilleland, Ryan.....1995-96-97-98
 Gillette, James T., Jr.....1938-39-40
 Gillette, Turnbull.....1941-42-43
 Gillispie, Paul.....2001-02-03-04
 Giraldo, Luis.....1997-98-99-00
 Glauber, Robert.....1927-28
 Goodman, Leonard.....1944
 Goodman, Robert.....1989-90
 Gonzalez, Julian.....1996-97-98-99
 Gordon, Geoffrey N.....1966-68
 Gordon, Michael.....1979-80-81-82
 Gosney, Luther S.....1939-40
 Gosselin, Phil.....2008-09-10
 Gowin, Terry Kent.....1966
 Gragrani, Reed.....2010-11-12-13
 Grant, D.W.....1913-14-15
 Gravins, Thomas B.....1958-59-60
 Green, B., Jr.....1914-15-16-17
 Greene, Gary N.....1969
 Greene, Wayne.....1952
 Greer, David Oxford.....1968-69
 Greham, Thomas C.....1968
 Greisinger, Seth.....1994-95-96
 Grimes, Donald R (Mgr.).....1964
 Grisham, Ty.....2002-03
 Grovatt, Dan.....2008-09-10
 Grove, Brad.....2008-09
 Guy, David Powell.....1985-86-87-88
 Guyer, Brandon.....2005-06-07
 Gwathmey, H.H.....1917-18-19

H

Haden, Gregory Keith.....1976-77-78-79
 Haden, Robert H.....1941
 Hagan, Tom.....2003-04-05-06
 Hall, Aza Tyndall.....1935
 Hall, Charles Y., Jr. (Capt.).....1967-68
 Hall, Franklin Woodrow, Jr.....1984-85
 Hall, McClure.....1958
 Hall, Rodney Dean.....1973-74
 Hall, William Edwin.....1970-71-72
 Hall, W.H., Jr. (Capt.).....1956-57-58
 Hall, Yates.....1992-93-94
 Halley, Shane.....2009-10-11-12
 Halstead, Arthur L.....1965-66-67
 Haney, Keith.....1995-96-97-98
 Hansard, Greg.....2000-01-02-03
 Hardy, Robert (Capt.).....1955-56-57
 Hare, Reese.....1927
 Harman, William B.....1939-40-41
 Harrington, Colin.....2011-12-13
 Harris, Duane A.....1973
 Harris, Glenn Raymond.....1980-81-82-83
 Harris, Stanley S.....1950
 Harrison, Preston.....1953
 Harrison, Robert E., Jr.....1921-22
 Hartman, Chris.....1993
 Harvey, William Lee (Capt.).....1974-75-76
 Haseley, Adam.....2015
 Headd, Scott.....2002-03-04-05
 Heatwole, Gary Douglas.....1972-73-74
 Helmer, George.....1991-92
 Henry, Tim.....2004-05-06-07
 Heon, Steven N. (Capt.).....1979-80-81-82
 Hernandez, Reynaldo.....1992
 Herndon, Ken.....1993
 Heurich, Robert G.....1950
 Hewitt, J.S.....1913
 Hickman, Canon.....2001-02-03-04
 Hicks, Ben.....2002
 Hicks, John.....2009-10-11

LETTERWINNERS

Hicks, William Joseph 1952-53
 Hielig, Robert 1959
 Hilburn, Brian Michael 1970-71-72-73
 Himes, Ben 2000
 Hoare, Tommy Ehler (Capt.) 1982-83-84
 Hoch, Casey 1991-92
 Hodges, Thomas B 1964
 Hodgson, Asbury Hull 1921
 Hoff, J.F. 1907-08-09
 Hoffer, Martin S 1936
 Holden, Richard Derr 1978
 Holland, Howard 1923-24-25-26-27
 Holland, William Whitaker 1930
 Hollar, Barry Lynn 1974-75
 Hollar, Hunter Ray 1968-70-71
 Honaker, S.W. 1907-08-09-11-12
 Hooff, Charles Rapley, Jr. 1933-34-35
 Hopkins, David Mark 1981-82
 Hopkins, Richard L 1967-68
 Horton, David Scott 1983-84-85-86
 Horton, Ricky Neal 1978-79-80
 Howard, Nick 2012-13-14
 Howze, C.P. 1919
 Hubbard, Garland R 1923-24
 Hudson, Ryan 2004-05-06-07
 Hume, J.S. 1909-10-11-12
 Huff, Robert M (Capt.) 1947-48-49
 Hultzen, Danny 2009-10-11
 Hunt, Corey 2008-09-10-11
 Hunt, Shooter 2005-06
 Hurrie, Mark 1999-00-01-02
 Hushion, John B 1927-28

I
 Inge, Clifton 1956-57
 Irving, Nate 2012-13-14

J
 James Philip 1942
 Jarecke, Robert F 1944-50
 Jeffries, Thomas N 1927
 Johns, Douglas Alan 1987-88-89-90
 Johnson, Ed C 1958
 Johnson, J.M 1944
 Jones, A.P 1907
 Jones, Carlton Shepherd 1980
 Jones, Chris (Capt.) 1993-94
 Jones, Connor 2014-15
 Jones, Maury L 1954-55
 Jordan, Howard Tyler 1972-73-74-75
 Jordan, W.H 1908
 Jortland, Robert 1962
 Joseph, Charles 1956-57-58
 Judkins, William L., III 1969-71-72

K
 Kahn, Sam 1993-94-95-96
 Kalamaya, Ryan 1999-00
 Kampshor, John 1981-82-83-84
 Kamrath, Jeff 2001-02-03-04-05
 Kantor, Doug 1988-89-90
 Kasprzak, John F., Jr 1986
 Katos, Michael J 1966
 Kavulich, Andrew 1986-87-89
 Keese, Stuart 1956
 Keiper, Tommy 1998-99-00
 Kelley, William R 1968
 Kemmerer, Jon 1995-96-97-98
 Kendall, Charles R 1941
 Kennedy, Casey 1997-98-99
 Keyser, Thomas Franklin 1975
 Kihm, Edward (Capt.) 1968-69-70-71
 Kindley, Wilbur A 1924-25-26
 King, Charles C., Jr 1940
 King, Jared 2009-11-12-13
 Kinsman, Ted 1995-96-97-98
 Kirby, Nathan 2013-14-15
 Kirk, Herbert 1943
 Kirkeide, Kyle 1996
 Kirtley, Todd 1982
 Kirwin, Paul 1952-53
 Kizer, John P 1938
 Kline, Brandon 2010-11-12
 Kolar, Kye 2004
 Koonitz, James Andrew 1982-83-84-85
 Korber, Douglas John 1976-77
 Koshansky, Joe 2001-02-03-04

Koval, Barry B 1966
 Kowalski, Keith (Capt.) 1984-85-86
 Krekorian, Kent 2004
 Kruger, Theodore (Mgr.) 1949
 Kruse, Kent Todd 1990-91-92-93
 Kughn, Christopher J 1987-88-89-90
 Kuyk, Charles F.G 1921
 Kuyk, Dirk A 1920-21-22

L
 LaCross, David Michael 1972-73-74
 Laird, Adam 2002-03-04-05
 Lambert, Casey 2004-05-06-07
 Lambotte, Jules, Jr. (Capt.) 1962-63-64
 Landes, W.D. 1913-14
 Lane, Fletcher 2000
 Lange, Joseph Anthony 1981-82-83
 Lange, Paul 1990-91
 Lankford, Frank G 1990-91-92-93
 LaPorta, Scott Albert 1982-84
 La Prise, John 2013-14-15
 Larison, Robert 1957
 Laszewski, Marion (Mgr.) 1955
 Latchum, Henry 1943
 Latham, Anthony 1981-82-83
 Laughlin, Dillard C 1950
 LaVigne, Tim 1997-98-99-00
 Lawler, L.F 1907
 Lawler, Robert P 1933-34
 Leachman, John P 1946-47-48-49
 Lee, Andrew 1996
 Lee, Charles B 1925-26-27-28
 Lee, Harry (Capt.) 1952-53-54-55
 Lee, Keith Lamont 1986-87-88-89
 Lee, Sam Lile 1931-32-33
 Lescanec, Loyde West 1977-78-79-80
 Levine, Ryan 2011
 Lewicki, Artie 2011-12-13-14
 Lewis, Minor Botts 1930
 Lile, M.C 1911-12-13-14
 Limburg, Pete 1962
 Limburg, Ronald 1960
 Lindner, Michael David 1987-88-89-90
 Linder, Steve 1991-92-93-94
 Linker, Robert L 1958
 Liskey, Keith A 1965-66-67
 Lisle, Brett 2013-14
 Lohr, Charles Michael 1958-59-60
 Long, Maurice G., Jr 1930
 Long, Michael Alan 1987-88-89-90
 Lopez, Javier 1996-97-98
 Lorick, Jeff 2007-08-09
 Lowry, Christian 2015
 Lucas, John W 1934
 Lucas, Sean 2009
 Lucido, Matt 2004
 Luck, Samuel P, Jr. (Capt.) 1932-33-34
 Luina, Miguel 2002-03-04
 Luse, Jan M 1969
 Luther, James H 1925
 Lynton, David 1995
 Lynch, David Wayne 1982-83-84-85

M
 MacDonald, Alexander (Mgr.) 1912
 MacFarland, Benjamin S 1935
 Mackenzie, Charles G 1938
 Macon, Barclay 2001
 Madden, Kevin Michael (Capt.) 1984-85
 Maddux, H.C 1907-08
 Mahood, Alexander M 1922
 Mahood, C.D 1918-19-20-21
 Male, Evan James 1935-36-37
 Malloy, Robert William 1983-84-85-86
 Malone, Scott Patrick 1989-90
 Mangum, Charles (Capt.) 1977-78-79-80
 Maphis, Sam W 1924-25
 Marchetti, Louis 1949-50
 Marinak, Chris 1999-00-01-02
 Marrale, Michael, Jr 1987-88
 Marsh, Brandon 2006-07
 Marshall, Samuel B 1939
 Martin, Marion 1957-58
 Martinsen, Hans Rolf 1989-90-91-92
 Marvin, Robbin M. (Capt.) 1969-70-71-72
 Marvin, Robbin 1999-00
 Marwitz, David Bradley 1984-85-86

Massie, Henry M, Jr 1962-63-64
 Massimini, Michael Francis 1970
 Mawyer, William Ivar, Jr 1976
 Mayberry, Whit 2010-11-12-13-14
 Mayer, Grant 2000
 Maynard, Daniel Joseph (Capt.) 1984-85
 Mazurek, Marty 1995
 McAlpine, Robert E (Mgr.) 1942
 McAnaney, Pat 2005-06-07-08
 McCall, J.E., Jr 1916-17-18
 McCall, J.L 1919-20
 McCann, William T 1939-40-41
 McCarthy, Joe 2013-14-15
 McCleary, Shawn 1999-00-01-02
 McClelland, Walter 1943
 McCormick, Hugh D 1928
 McCoy, Doug 1983
 McCoy, John 1944
 McCoy, Kallen 2001-02
 McCoy, Thomas A 1923-24-25-26
 McCrory, John Walter 1987-88-89
 McDonald, Kevin Francis 1986-87-88
 McGettigan, Brian 1994-95-96
 McGee, Robert 1960
 McGrane, Eric 1998-99-00
 McGraw, James Albert (Mgr.) 1970-71
 McGuire, John 1913
 McKee, Tom (Mgr.) 1956-57
 McKinley, Robert A 1942-43
 McLaughlin, James, II (Capt.) 1986-87
 McMahan, Harry, Jr 1972-73-74
 McMillan, Mark 1987-88-89-90
 Meadows, Terry 1993-94-95-96
 Meeks, Donald Marshall 1980-81-82
 Meleski, Mark Stephen 1979-80-81
 Melrose, J.T 1929
 Melroy, Donald James 1990-91-92-93
 Meola, Anthony Michael 1988
 Mercer, Richard Wayne 1983
 Merchak, Daniel John 1969-70
 Merial, Tom 1997-98
 Merrill, Sereno 1940
 Merritt, Charles W 1942
 Metzger, Jon 1998-99-00
 Miclat, Greg 2006-07-08
 Mielziner, William Samuel 1929-30
 Millen, Robert S 1930
 Miller, C.Bradley 1982-83
 Miller, Courtney Stuart 1984-85-86
 Miller, James 1953-54
 Miller, William 1955
 Mitchell, Chace 2012
 Mitchell, Mike 2004-05-06-07
 Mitchell, Shawn 1991-92-93-94
 Moon, Norman K. (Mgr.) 1958
 Moore, Charles (Capt.) 1976-77-78-79
 Moore, James Anthony 1990
 Moore, J.S 1907-08-09
 Moore, J.F (Mgr.) 1912
 Moore, Calvin Edwin 1968
 Moore, Matt 1992-93-94-95
 Moore, Tony 1988-89-90
 Moran, W.G., Jr 1919-20
 Morey, Robert 2008-09-10
 Morgenthaler, Scott 2003-04-05
 Morris, Dewey 1958-59
 Morton, J.W 1917-18
 Moses, H 1907-08
 Mount, M.B 1919
 Moyer, James 1955-56-57
 Moynihan, Matt (Mgr.) 2004-06
 Mullmann, Ted M 1952-53
 Muncy, James Lee 1986-87
 Murray, James Kirtis, III 1983-84
 Musser, Jeffrey Stefan 1979-80
 Mustard, Joseph Carson 1936
 Myers, Josh 2003-04-05-06
 Myers, Timothy Robert 1987

N
 Narleski, William (Capt.) 1984-85-86-87
 Nash, W.H. (Mgr.) 1911
 Neff, D.W 1912-13-14
 Neighbors, Henry 1944-46
 Newlen, Carlton D 1947-48
 Newmyer, Armand 1943
 Newton, Robert 2001-02

Nichols, Frank P, Jr 1939-40
 Nietopski, Jim 1982
 Niskey, Brian Patrick 1989-90-91
 Nistad, Peter J 1937-39
 Noe, Charles W 1946-47-48-50
 Northern, David 1952-53-54
 Norwood, Steven Howard 1976-77-78
 Novak, Justin 2015
 Novick, Joe 2001
 Nuckols, Bradley 1996-97-98-99

O
 O'Connor, Chad 2010
 O'Neill, Barrett 2012
 O'Sullivan, Kevin 1990-91
 Oest, Trey 2013
 Ouellette, Ryan 2005
 Owens, Stanley Hart 1968

P
 Packer, Matt 2007-08-09
 Pallotta, Dean Allen 1973-74-75
 Pallotta, Eugene Angelo 1973-74-75
 Pandak, William M 1946-47-48-49
 Papi, Mike 2012-13-14
 Parker, Eric 1993-94
 Parker, Jarrett 2008-09-10
 Parker, Will 2000-01
 Parrish, Robert R 1922-23-24-25
 Parrott, Robert 1948-50
 Paschall, J.R 1915
 Patton, James 1948-49-50
 Patton, James D, III 1942-43-46
 Patton, Samuel J 1950
 Paulson, Louis George 1967-68-69
 Pearson, W.H 1909-10
 Peebles, James E 1961
 Peirce, Brooke (Mgr.) 1942
 Peizer, Jeremy Reis 1981
 Peltz, James Carnime 1944
 Percy, William A 1960-61
 Pettway, W.B 1919-20-21
 Phillips, L.L 1914-15-16
 Phillips, Tom 1948-49-50
 Pickford, R.H 1910-11
 Pincavage, John V 1964-65
 Pinder, J.B., Jr 1931-32
 Pinder, Joseph W 1937-38-39
 Pinero, Daniel 2014-15
 Pohl, George 1962
 Poindexter, William Green 1934-36
 Pope, Claiborne McD. (Mgr.) 1936
 Poppert, David 1999-00
 Poss, Charles E 1931-32-33
 Post, Mark 1993-94-95-96
 Poutier, Robert (Capt.-2) 2005-07-08-09
 Powell, Bert 1956-57
 Power, William B. (Capt.) 1958-59-60
 Priest, Mike 2002-03
 Priftis, George (Capt.) 1980-81-82-83
 Pritchard, W.I 1918-19-20-21
 Proscia, Steven 2009-10-11
 Purvis, Claude E., Jr 1933

R
 Ragsdale, George 2013
 Randolph, Middleton E 1928-29
 Ranzetta, Timothy John 1988-89
 Ratcliffe, Clyde 1959
 ReDavid, Louis F 1939
 Reed, Mayo (Mgr.) 1955-56
 Reid, R.T. (Mgr. and Coach) 1910-11
 Rentch, Bruce W 1962-63-64
 Rephan, Daughtery (Mgr.) 1952
 Reusing, William R 1960-61
 Reynolds, Mark 2002-03-04
 Rice, L.L 1907
 Richard, Roy Williams (Capt.) 1944-50
 Richardson, Ben 1997-98
 Riesenfeld, Andrew 2000-01-02-03
 Riffe, Mark 2008
 Rivell, Robert Richard 1987-88-89-90
 Rixey, Eppa, Jr 1912-13-14
 Rixey, W.W 1917-18-19

LETTERWINNERS

Roach, Melvin 1952-53
 Roan, F.J. 1911
 Roberts, Clarke 1996-97-98
 Roberts, Jack 2015
 Roberts, Will 2009-10-11
 Robinson, Adam 1994-95-96
 Robinson, Joe (Mgr.) 1948
 Robinson, Robby 1994-95-96
 Roe, Shawn 2004
 Rogers, John 1954-55
 Rogers, Orlin (Capt.) 1933-34-35
 Rogers, W.E. 1966
 Rosenberger, David 2013-14-15
 Rothwell, S.S. 1918
 Rourke, Stephen (Mgr.) 1979
 Rowell, Joseph W (Capt.) 1946-47
 Rueffert, Mark 1998-99-00-01
 Rudd, Steven Kent 1983-84-85
 Ruffin, Sidney M. (Mgr.) 1939
 Rule, Jake 2007-08
 Russell, Fred 1957-59
 Ruyak, Todd Eric 1989-90-91-92
 Ryder, Jack 1952

S
 Sammons, C. David (Capt.) 1986-87-88-89
 Sargent, George L 1941
 Sargeant, James E. (Capt.) 1939
 Savedge, Henry Kent 1985-86-87
 Sawrie, N.J. 1907-08
 Sayer, Richard 1960
 Sborz, Josh 2013-14-15
 Scafuoro, Albert O. 1942
 Scaglione, John 2006-07
 Schenk, Jonathan 1996
 Schlim, Joseph Alexander 1985-86
 Schuett, Andrew M 1977-78-79
 Schultz, Robert F., Jr. (Capt.) 1967-69
 Schulz, John R. 1946-49-50
 Schwab, John (Mgr.) 1954
 Schwartz, Charles Frederick 1935-36
 Schwimer, Michael 2005-06-07-08
 Scott, Carter (Capt.) 1962-63
 Seabolt, Charles F. 1967-68
 Seabolt, Louie H., Jr 1963-64
 Seabury, Beau 2006-07
 Sebo, James Robert 1970-71
 Seiler, Stuart Keith 1987-88-89-90
 Sellers, Robert Scott 1974-75
 Sekany, Jason 1996
 Seward, Donnie 1993-94-95-96
 Sexton, Thomas K 1922
 Sharff, Richard Lee 1988-89-90
 Sheap, Christopher N. (Mgr.) 1965
 Sheets, Roland Thayer 1959-60-61
 Sherlock, Brian 1995-96-97-98
 Shifflett, Mitchell 2011-12
 Shoor, Robert Murray 1936
 Shore, Casey 1990-91-92-93
 Shrout, Kevin 1997-98-99-00
 Shulman, Harold 1965
 Silverstein, Scott 2009-11-12-13
 Sippley, Frank (Capt.) 1931-32
 Slaughter, Sean 2004
 Sloan, Andrew MacKinnon 1986
 Sloan, John Kirkpatrick 1929-30
 Slutz, R.J. 1994-95
 Smith, Alex 2004-05-06-07
 Smith, Clifford (Capt.) 1974-75-76-77
 Smith, Edward A. (Mgr.) 1960
 Smith, E.W. 1915-16-17-18-19
 Smith, Pavin 2015
 Smith, Ryan 2008
 Smith, Walter C 1939-40
 Smith, Wayne Stephen 1980-81
 Smither, Kenneth William 1980-81
 Snapp, Kent 1991
 Snoddy, Eric 1997-98
 Solan, Richard J 1964-65
 Sousa, Bennett 2015
 Spencer, William A 1961-62
 Spigone, Richard C (Capt.) 1969-70-71
 Spooner, Gabe 2002-03
 Sposato, Peter Joseph 1976-77-78-79
 Sroba, Joseph Peter 1975
 Sroba, Stephen John, Jr 1971-72-73-73
 Starr, Shooter 2000-01-02-03-04

Stearns, P.N. 1919
 Steinburg, H.C. 1931-32
 Stephens, John W, Jr 1928-29
 Stevens, Robert Matthew 1983-84
 Stock, Kevin Alan 1989-90-91-92
 Stickley, W.E. 1914-15-16
 Stone, David 1999-00-01-02
 Strain, Don 1952
 Strange, John Allan 1971
 Street, Dan 1999-00-01-02
 Street, Matt 2001-02-03-04-05
 Stuart, Steeter Stanley 1990-91-92-93
 Stull, Aaron 2011
 Susong, D.S. 1907-08
 Swab, Kenny 2010-11
 Swanson, Allie 2005-06
 Sweet, Stephen Chris 2000-01-02-03
 Syer, John B 1960-61
 Syrek, Adam Christopher 1988-89

T
 Taglieri, Marc (Capt.) 1991-92-93-94-95
 Talley, Daniel D., III (Mgr.) 1941
 Tanner, Daniel 2003
 Tata, Robert 1952-53
 Tate, Lawrence K. 1962-63-64
 Tate, Robert 1952
 Tavenner, Frank S., Jr 1922
 Taylor, Chris 2010-11-12
 Taylor, Tazewell, Jr. 1919-20-21-22
 Tazewell, L.W. (Mgr.) 1909
 Tekker, Cameron 2013-14
 Temple, Paul Richard 1972
 Thaiss, Matt 2014-15
 Thomas, Clayton Allen 1981
 Thomas, Harry Lee, Jr (Capt.) 1973-74-75-76
 Thomas, John 1997-98-99-00
 Thomas, Paul Stanley 1976-77-78-79
 Thompson, Gregory Dean 1980
 Thompson, Jacob 2006-07-08
 Thompson, Justin 2009-10-11-12
 Thom, A.P. 1909
 Thurman, A.G. III 1917-18
 Timberlake, William, Jr (Capt.) 1959-60-61
 Tisdale, Joseph C., Jr 1962-63-64
 Todd, David 1936
 Towns, Kenny 2012-13-14-15
 Trotter, Tom (Mgr.) 1952-53
 Turnbull, Edward R. 1964-65-66
 Turner, Kenneth 1953-54-55
 Turp, David H (Capt.) 1944-50

U
 Umbach, Arnold William, III 1986-87-88
 Umbach, Heath 1991-92
 Underwood, Cecil 1955-56

V
 Valdes, Franco 2008-09-10
 Vance, Robert G., Jr 1920-21
 Ventre, Adam 2005
 Vernon, Roger 1949
 Vest, Ryland H 1963
 Veth, George Andrew 1989
 Vick, Todd Whitfield 1988
 Voigt, Paul Kenneth 1977-78-79
 Vroman, Doug 2000-01

W
 Waddell, Brandon 2013-14-15
 Wade, Neal O., Jr 1946-47-48-49
 Wagner, Craig Steven 1970-73
 Walker, A.S., (Capt.) 1907-08-09
 Walker, C.C. 1909
 Walsh, Charles M., III (Capt.) 1940-41-42
 Washington, James 1991
 Watkins, John C 1922
 Wehrle, Robert E. (Mgr.) 1950
 Weinberg, Joseph Sidney 1981
 Weisinger, Chester 1952
 Wentz, Earle Russell 1963
 Werman, Keith 2009-10-11-12
 Werman, Kyle 2001-02-03-04-05
 West, George F. 1942
 West, William, Jr (Capt.) 1978-79-80-81
 White, Charles A 1968-69
 White, C.M. 1917-18

White, J.L. 1914-15-16-17
 White, Syd 1953
 White, William Duval 1972-73-74-75
 Whitehead, Richard C 1965-66-67
 Whitley, Reece (Capt.) 1957-59
 Wilcox, James S., Jr 1944
 Wilcox, Mack R., Jr 1964-65
 Willey, John R 1939-40-41
 Williams Charles Edward 1970-71-72-73
 Williams, Jonathan (Capt.) 1971-72-73-74
 Williams, "Lump" (Mgr.) 1954-55
 Willis, Symmion 1996
 Wilson, Johnnie 1988-89-90-91
 Wilson, Thomas Patrick (Capt.) 1976-78
 Wilson, Tyler 2008-09-10-11
 Wilson, William L 1946
 Wiltshire, Richard W 1941-42
 Wingfield, Patrick 2005-06-07-08
 Winarski, Cody 2010-11
 Winn, Robert 1949-50-51
 Withelder, Greg 1998-99
 Witmer, C.A. 1910-11
 Woodruff, Thomas 2012-13-14-15
 Woodson, D.B., Jr 1907
 Woolfolk, R.K. 1919
 Word, Robert 2000-01-02
 Word, W.E., Jr. 1915
 Wrenn, McDonald E 1925-26-27-28
 Wright, Edward Henry 1930
 Wright, John 1959
 Wyant, Hunter 1998-99-00-01

Y
 Yarbrough, A. N. 1958
 Yates, William Guerald 1968
 Yevak, Thomas Edward 1985-86-87
 Young, Austin 2011-12-13-14

Z
 Zaikov, Craig 1993-94-95-96
 Zawatski, Geoff 1995-96
 Zdacewicz, Raymond 1976-78
 Zehmer, Charles L 1953-54-55
 Zentgraf, Anthony Leo 1975-76
 Zimmerer, Alan 2001-02-03-04
 Zimmerman, Ryan 2003-04-05
 Zucchelli, Ron 1989-90-91-92

VIRGINIA ADMINISTRATION

TERESA A. SULLIVAN UNIVERSITY PRESIDENT



Teresa A. Sullivan is the University of Virginia's eighth president. Since taking office in 2010, she has led UVA through a period of significant progress. In fall 2012, she launched a planning effort to provide a roadmap for the University's future, while gathering input from 10,000 alumni, parents, students, faculty, staff, and others. This effort produced a new strategic plan for the University, the Cornerstone Plan.

President Sullivan developed a new financial model for the University to ensure stability and transparency and to spur innovation in a period of significant financial pressure in higher education.

President Sullivan has assembled a highly effective leadership team, led by Executive Vice President and Provost Tom Katsouleas, Executive Vice President and Chief Operating Officer Pat Hogan, Executive Vice President for Health Affairs Dr. Rick Shannon, Senior Vice President for University Advancement Bob Sweeney, and a group of experienced deans, vice presidents, and staff. Working with her team, President Sullivan has prepared UVA to tackle the serious challenges in higher education related to cost-containment, affordability, faculty compensation, and the emergence of online education. UVA now has ongoing efforts, at both the individual and the pan-University levels, to reduce costs, improve processes, and enhance efficiency, while protecting the quality of the academic enterprise. In 2013, President Sullivan proposed a plan to aggressively improve faculty compensation after many years of stagnation in faculty salaries. Under her leadership, faculty and staff have been encouraged to experiment strategically with new technologies, such as massive open online courses, or MOOCs. President Sullivan also provided seed funding to allow professors to experiment with "hybrid" courses that combine the traditional classroom experience with technology-enhanced teaching.

In spring 2013, President Sullivan led the University to completion of its \$3-billion capital campaign, and quickly announced plans to raise financial support for three strategic priorities: retaining and recruiting top faculty, restoring the University's Jeffersonian Grounds, and providing needy students with scholarships.

President Sullivan is a respected scholar in labor force demography. The author or coauthor of six books and many scholarly articles, her most recent research has focused on measuring productivity in higher education.

President Sullivan is a member of the American Academy of Arts and Sciences and a Fellow of the American Association for the Advancement of Science. She serves as Vice Chair of the Council of Presidents for the Association of Governing Boards of Universities and Colleges, Co-Chair of the National Research Council's Committee on Improving Higher Education's Responsiveness to Regional STEM Workforce Needs, and as a member of the Advisory Board for the Northern Virginia Technology Council, the trade association of the technology industry in Northern Virginia. She is a member of the Higher Education Advisory Committee that provides guidance for implementation of the Virginia Higher Education Opportunity Act of 2011. In 2013, the Governor appointed her to the Innovation and Entrepreneurship Investment Authority.

President Sullivan came to UVA from the University of Michigan, where she was provost and executive vice president for academic affairs. Prior to her work at Michigan, Ms. Sullivan was executive vice chancellor for academic affairs for the University of Texas System, a position she held from 2002 until May 2006. She served as faculty member at the University of Texas at Austin from 1981 to 2006.

She is a graduate of Michigan State University's James Madison College, and earned her doctoral degree in sociology from the University of Chicago. She is married to Douglas Laycock, the Robert E. Scott Distinguished Professor of Law at UVA. They have two adult sons.

President Sullivan is a passionate fan of UVA athletics, and regularly attends sports events on and off Grounds.

CRAIG LITTLEPAGE DIRECTOR OF ATHLETICS



Committed to preserving and building on UVA's longstanding tradition of academic and athletic excellence, Craig Littlepage is in his 15th year as Virginia's Athletics Director. Littlepage's appointment as athletics director was announced in August of 2001.

Littlepage served as Virginia's interim athletics director from June 1, 2001, until his permanent appointment to the position. He had also served as the University's interim athletics director from December of 1994 until July of 1995.

The first African-American athletics director in Atlantic Coast Conference history, Littlepage was named the Black Coaches Association's "Athletics Administrator of the Year" in 2003 and 2006. He was also listed on Sports Illustrated's list of the 101 most influential minorities in sports in 2003 and 2004. In March 2005, Littlepage was named one of Black Enterprise magazine's "Most Powerful African-Americans in Sports."

Littlepage has been a member of UVA's athletics administration since 1990 when he was appointed an assistant athletics director, a position he held from 1990-1991. He then spent four years as the associate director of athletics for programs and six years (1995-2001) as senior associate director of athletics, managing all aspects of the athletics department's day-to-day operations.

Littlepage leads a comprehensive 25-sport athletics program that routinely competes for championships and national rankings in many sports. At the same time, Cavalier student-athletes who exhaust their eligibility at Virginia graduate at a rate comparable to the student body as a whole. Annually, UVA student-athletes rank among the top Division I-A public universities in the country in graduation rates.

He has outlined a number of ambitious 10-year goals for the department to achieve by 2022: graduate 100 percent of its student-athletes; win 12 national championships and 70 conference titles; fully endow all scholarships and provide the operational support required to meet all other stated goals; build and maintain high-quality facilities; annually recruit the best student-athletes in the country (based on how coaches rate their top prospects); and fully comply with Title IX.

Such goals reflect Littlepage's vision of "uncompromised excellence in intercollegiate athletics" as well as the department's overall mission to "enhance and support the intellectual purpose of the University and its exemplary academic standards and traditions."

Virginia captured NCAA championships in men's soccer, men's tennis and its first-ever title in baseball capped another successful athletics season in which teams or individuals from 20 of the Cavaliers' 25 intercollegiate athletics programs advanced to NCAA postseason competition in 2014-15. UVA secured its second straight top-10 finish in the Directors' Cup standings. The Cavaliers established an ACC record with NCAA championships in three men's sports in one season and placed in the top 20 in the Directors' Cup standings for the ninth consecutive year.

In addition to its three NCAA championships, the women's soccer team placed second nationally and the women's swimming and diving and rowing programs each finished fifth. Women's cross country finished 15th nationally and women's tennis advanced to the NCAA Round of 16.

UVA captured six Atlantic Coast Conference championships and its 69 conference titles since the spring of 2002 are the most of any ACC school during that time. In 2014-15, UVA won ACC championships in women's golf (first ever), rowing (sixth consecutive and 15th in 16 years), men's tennis (ninth consecutive and 11th in the last 12 years), women's tennis (second consecutive), women's swimming and diving (eighth consecutive) and wrestling (first since 2010).

Great progress has also been made in the area of athletics facility improvements during Littlepage's watch, including the additions of the George Welsh Indoor Practice Facility (2013) and John Paul Jones Arena (2006).

SENIOR STAFF




JON OLIVER
Executive Associate
Athletics Director



JANE MILLER
Senior Associate AD
for Programs



DIRK KATSTRA
Executive Director
of Virginia Athletics
Foundation / Senior
Associate AD



VALERIE RICHARDSON
Senior Associate AD
for Programs



TODD GOODALE
Senior Associate AD
for External Affairs



STEVE PRITZKER
Senior Associate AD
for Business
Operations/CFO



ERIC BAUMGARTNER
Associate AD for
Compliance



ADRIEN HARRAWAY
Associate AD for
Student Services

Before beginning his career in athletics administration, Littlepage served two stints as an assistant coach with the Cavalier men's basketball program, from 1976-82 and from 1988-90.

Littlepage held head coaching positions at Pennsylvania (1982-85) and at Rutgers (1985-88) before returning to Virginia. While he was at Penn, the Quakers won the Ivy League championship and participated in the 1985 NCAA Tournament. Littlepage was an assistant basketball coach at Villanova for two years and at Yale for one year before joining the UVA basketball program as an assistant coach in 1976.

The LaMott, Pa., native earned his bachelor's degree in economics from the Wharton School at the University of Pennsylvania in 1973. He was a member of three Ivy League basketball championship teams at Penn and was instrumental in the Quakers' drive to three consecutive NCAA Eastern Regional playoff appearances. Littlepage was inducted into the Pennsylvania Sports Hall of Fame in 2014.

Littlepage and his wife Margaret have three children, two daughters Erica (29) and Erin (24), and a son Murray (26).

COVERING THE CAVALIERS

The 2016 Virginia Baseball fact book was prepared by the Athletics Media Relations office to assist the news media in its coverage of the Cavaliers this spring. Requests for additional information, feature materials and photographs should be made to AMR.

ATHLETICS MEDIA RELATIONS

University of Virginia
P.O. Box 400853
Charlottesville, VA 22904-4853
(434) 982-5500
VirginiaSports.com

The UVA Athletics Media Relations Office is located on the first floor of John Paul Jones Arena. Regular business hours are 8 a.m. to 5 p.m., Monday through Friday.

PRESS CREDENTIALS

Admission to the Davenport Field press box is by official credential only and strictly limited to members of the working press. Credentials are not intended for fans, friends or spouses. Cheering is prohibited.

Requests for credentials should be directed to Andy Fledderjohann in AMR no later than 24 hours before game time. Credentials will be left at the will call window at the main entrance or with the parking attendant at the driveway entrance to the stadium and may be picked up beginning two hours prior to gametime.

PARKING PASSES

Requests for Davenport Field parking passes should be directed to Andy Fledderjohann. These passes are located in the grass lot next to Lannigan Field (track lot).

Parking passes are not required in the University Hall West lot, across Alderman Road from Klocknër Stadium. Space in the U-Hall lot is available on a first-come, first-served basis.

PHOTO CREDENTIALS

All photographers and camera operators must wear a visible credential issued by AMR as well as an armband, which is available in the press box at each game.

No tripod equipment may be used on field level for the safety of the players. Photographers may shoot in the photo bays at the far end of each dugout as well as areas designated in the grandstand and outfield.

COACH/PLAYER INTERVIEWS

All interviews with coaches and players must be arranged through Andy Fledderjohann in AMR – no exceptions!

Please do not contact coaches and student-athletes directly, as this will only slow down the interview process. It is requested that you allow at least one day to arrange interviews.

Players and coaches are typically available before weekday practices between 1:15-1:45 p.m. at Davenport Field or after practice upon request. Coaches and players are not available for interviews on game day, prior to the game.

Head coach Brian O'Connor is normally available on weekday mornings with advance notice.

POSTGAME INTERVIEWS

Postgame interviews are conducted in the Hall of Fame Room of Davenport Field after a brief cooling off period. Requested UVA players and head coach Brian O'Connor will be escorted to the HOF Room for all interviews. The UVA clubhouse is closed to the media.

Interviews with visiting team members and coaches will be conducted on the field or in the dugout and are subject to the policy of the visiting team's media relations representative.

TELEPHONES/WIRELESS INTERNET

Wireless Internet is available in the press box. Please see a member of the AMR staff for login directions and passcode. Ethernet lines also are available but are limited.

Should you require your own telephone for game coverage, please contact the AMR office.

GAME SERVICES

Game notes, lineup sheets, fact books/media guides and game programs are available in the press box. Final game statistics are distributed after the game. In-game statistics through StatBroadcast are available for media use only – please see a member of the AMR staff for login instructions.

Live statistics also will be available at VirginiaSports.com.

TELEVISION/RADIO RIGHTS

Virginia provides one free broadcast phone line for each visiting school for games at Davenport Field. UVA provides one telephone line for visiting radio broadcasts. If ISDN lines are needed, please contact the Athletics Media Relations at least one week in advance for further assistance.

Television rights are subject to restrictions set forth by the Atlantic Coast Conference and University of Virginia.

Television and radio crews should contact AMR for credentials to the games they are working. It also is requested that AMR be advised of any special needs crews might have well in advance so details can be worked out.

ATHLETICS MEDIA RELATIONS



JIM DAVES
Assistant AD for
Media Relations

Office..... 243-2467
Mobile..... 906-7668
jimdaves@virginia.edu



ANDY FLEDDERJOHANN
Assistant Director/
Baseball Contact

Office.....982-5131
Mobile..... 906-0075
fledder@virginia.edu

PHONE NUMBERS TO NOTE (434)

Athletics Media Relations 982-5500
Athletics Ticket Office 924-UVA1
(800) 542-UVA1
Baseball Camps243-1066
Sports Promotions/Marketing.....982-5000
Stadium Press Box.....244-4071

DIRECTIONS TO DAVENPORT FIELD


Address: 434 Lannigan Lane,
Charlottesville, VA 22904

From the East/West: Take I-64 to exit 118B (Culpeper-Charlottesville). Take second exit (sign will say University of Virginia Information Center and Business 250 East) and bear right onto Ivy Road. At second light, turn left on to Copeley Road. The baseball field is behind the track on the left and not visible from the road.

From the North: Take Route 29 south into Charlottesville (Emmet Street). Turn right at Massie Road. Go to the next light and turn left onto Copeley Road. The baseball field is behind the track on the right.

From the South: Take Route 29 to Business Route 250 East (sign will say University of Virginia Information Center) and bear right onto Ivy Road. At second stoplight, turn left onto Copeley Road. The baseball field is behind the track on the left.

CAVALIERS ON THE RADIO



Cavalier baseball games are broadcast on WINA 1070 AM and 98.9 FM Charlottesville, the Home of the Hoos. The audio of every game is streamed online at VirginiaSports.com, and video

also is streamed for select games.

WINA produces all University of Virginia baseball games. WINA's Channing Poole (Virginia, '13) will handle the play-by-play duties.

For an updated radio schedule, visit the baseball schedule page at VirginiaSports.com.