



VIRGINIA

VIRGINIA ATHLETICS MEDIA RELATIONS
 295 Massie Road, Room 154
 Charlottesville, VA 22904
Men's Basketball Contact: Erich Bacher
OFFICE: (434) 982-5530 • **CELL:** (720) 318-5538
E-mail: bacher@virginia.edu
ON THE WEB: VirginiaSports.com
ON TWITTER: @UVMensHoops, @erichjbacher

20 NCAA TOURNAMENTS • 2 NCAA FINAL FOURS • 9 NCAA SWEET 16 BERTHS • 9 ALL-AMERICANS • 24 ALL-ACC FIRST TEAM SELECTIONS

GAME INFORMATION

Date/Time: Friday, March 25, 2016 / 7:10 p.m. ET

Site: Chicago, Ill./United Center (21,223)

TV: CBS-Kevin Harlan (pxp), Reggie Miller (analyst), Dan Bonner (analyst) & Lewis Johnson (reporter)

Online: NCAA.com (March Madness On Demand)

Radio: Virginia Sports Radio Network

Dave Koehn (pxp), Ted Jeffries (analyst)

Westwood One/NCAA Radio: Gary Cohen (pxp), Jim Jackson (analyst); Sirius (81), XM (201), Internet (960)

Live Stats/Twitter: VirginiaSports.com/@UVMensHoops

Series vs. Iowa State: 1-2

Charlottesville: 1-1 (0-1 at JPJ)

Ames: 0-1 (0-1 at Hilton Coliseum)

First Meeting: Dec. 31, 2003 (UVA 85, ISU 74 at U-Hall)

Last Meeting: Dec. 30, 2010 (ISU 60, UVA 47 at JPJ)

2015-16 SCHEDULE/RESULTS (28-7, 13-5 ACC)

Date	Opponent	TV	Time/Result
Nov. 13	[6] MORGAN STATE	ESPN3	W, 86-48
Nov. 16	[6] at George Washington	ESPN2	L, 73-68
Nov. 19	[6] vs. Bradley ^	ESPN2	W, 82-57
Nov. 20	[6] vs. Long Beach State ^	ESPNU	W, 87-52
Nov. 22	[6] vs. George Mason ^	ESPN2	W, 83-66
Nov. 25	[12] LEHIGH	ESPN3	W, 80-54
Dec. 1	[10] at Ohio State %	ESPN	W, 64-58
Dec. 5	[10] WILLIAM & MARY	RSN	W, 67-52
Dec. 8	[10] vs. WVU [14]!	ESPN	W, 70-54
Dec. 19	[8] VILLANOVA [12]	ESPN2	W, 86-75
Dec. 22	[5] CALIFORNIA [RV]	ESPN2	W, 63-62 OT
Dec. 30	[5] OAKLAND	ESPNU	W, 71-58
Jan. 2	[5] NOTRE DAME [RV] *	ESPN2	W, 77-66
Jan. 4	[4] at Virginia Tech *	ESPN2	L, 70-68
Jan. 9	[4] at Georgia Tech *	ACCN	L, 68-64
Jan. 12	[13] MIAMI [8] *	ESPNU	W, 66-58
Jan. 17	[13] at Florida State *	ESPNU	L, 69-62
Jan. 19	[13] CLEMSON [RV] *	ACCN	W, 69-62
Jan. 24	[13] SYRACUSE *	ESPN2	W, 73-65
Jan. 26	[11] at Wake Forest *	ESPN3	W, 72-71
Jan. 30	[11] at Louisville [16] *	CBS	W, 63-47
Feb. 3	[9] BOSTON COLLEGE *	RSN	W, 61-47
Feb. 6	[9] at Pitt * [RV]	ACCN	W, 64-50
Feb. 9	[7] VIRGINIA TECH *	ACCN	W, 67-49
Feb. 13	[7] at Duke [RV] *	ESPN	L, 63-62
Feb. 15	[7] NC STATE *	ESPN	W, 73-53
Feb. 22	[3] at Miami [12] *	ESPN	L, 64-61
Feb. 27	[3] NO. CAROLINA [7] *	ESPN	W, 79-74
Mar. 1	[4] at Clemson *	ESPNU	W, 64-57
Mar. 5	[4] LOUISVILLE [11] *	ESPN	W, 68-46
Mar. 10	[4] vs. Georgia Tech **	ESPN/ACCN	W, 72-52
Mar. 11	[4] vs. Miami [11] **	ESPN/ACCN	W, 73-68
Mar. 12	[4] vs. UNC [7] **	ESPN/ACCN	L, 61-57
Mar. 17	[4] vs. Hampton &	TruTV	W, 81-45
Mar. 19	[4] vs. Butler [RV] &	TBS	W, 77-69
Mar. 25	[4] vs. Iowa State [22] @	CBS	7:10 p.m.

HOME GAMES IN BOLD CAPS

^ - Charleston Classic, Charleston, S.C.; % - ACC/Big Ten Challenge

! - Jimmy V Classic, New York, N.Y.; - ACC game; ** - ACC Tournament, Washington, D.C.; & - NCAA First & Second Rounds, Raleigh, N.C.; @ - NCAA Midwest Regional, Chicago, Ill.



VS.



NO. 1 SEED VIRGINIA CAVALIERS (28-7)

Head Coach: Tony Bennett (Green Bay, 1992)

Record at UVA: 164-71 (7th season); Career Record: 233-104 (10th season)

NO. 4 SEED IOWA STATE CYCLONES (23-11)

Head Coach: Steve Prohm (Alabama, 1997)

Record at Iowa State: 23-11 (1st season), Career Record: 127-40 (5th season)

FOR OPENERS

- No. 1 seed Virginia (28-7) plays No. 4 seed Iowa State (23-11) in the Midwest Regional semifinals of the NCAA Tournament on Friday, March 25 at 7:10 p.m.
- The fourth-ranked Cavaliers are making their ninth NCAA Sweet 16 appearance (1981, 1982, 1983, 1984, 1989, 1993, 1995, 2014, 2016).
- Virginia meets Iowa State for the first time in the NCAA Tournament and fourth time overall.
- UVA ranks Nos. 1, 4 and 6 in the KenPom.com overall, adjusted defense and adjusted offense efficiency ratings, respectively.
- UVA ranks third nationally in scoring defense (59.5 ppg), seventh in field goal shooting (49.1%) and assist-to-turnover ratio (1.56), 10th in 3-point field goal shooting (40.8%), 16th in free throw shooting (75.4%) and tied for 18th in scoring margin (11.3).

A WIN VS. IOWA STATE WOULD GIVE...

- UVA a school-record 89 wins over a three-year span, breaking the school-record 88 from 1981-83.
- UVA seniors 112 career wins, tying the school-record 112 by the UVA Class of 1983.
- UVA 29 wins, tied for fifth most in school history.
- UVA a 28-19 all-time record in the NCAA Tournament.
- UVA a 12-4 record as a No. 1 seed in the NCAA Tournament.
- UVA a 2-2 record vs. Iowa State.
- UVA eight wins vs. ranked foes, most since eight in 1980-81.
- UVA its sixth NCAA Tournament regional final appearance.
- UVA a 6-3 record in the regional semifinals.

ALL-TIME IN THE NCAA TOURNAMENT

- Virginia is 27-19 all-time in 20 NCAA Tournament appearances.
- UVA is making its third consecutive NCAA Tournament appearance for the first time since 1993-95.
- UVA earned its fifth No. 1 seed and second in the last three seasons.
- UVA has an 11-4 record as a No. 1 seed in the NCAA Tournament.
- UVA reached the NCAA Final Four in 1981 and 1984.
- The Cavaliers reached their eighth NCAA Regional semifinal appearance in 2014, losing 61-59 to Michigan State.
- Virginia head coach Tony Bennett is 8-5 all-time in the NCAA Tournament, including a 5-3 mark at UVA.

VIRGINIA'S PROBABLE STARTING LINEUP VS. IOWA STATE (3/25/16)

Pos.	No.	Player (Hometown)	Yr.	Ht.	Wt.	PPG	RPG	2015-16 NOTES
G	32	London Perrantes (Los Angeles, Calif.)	Jr.	6-2	192	10.9	3.0	7th all-time at UVA with 431 assists; 47.9 3FG%
G	15	Malcolm Brogdon (Atlanta, Ga.)	R-Sr.	6-5	215	18.6	4.0	Naismith finalist has 18 20-point games
G	0	Devon Hall (Virginia Beach, Va.)	R-So.	6-5	209	4.4	2.6	Shooting 33.9% from 3-point range (20-of-59)
F	13	Anthony Gill (High Point, N.C.)	R-Sr.	6-8	230	13.6	6.2	All-ACC player has back-to-back 19-point games
F	21	Isaiah Wilkins (Lilburn, Ga.)	So.	6-7	230	4.6	4.1	Leads team with 28 blocks and 3rd with 28 steals

OFF THE BENCH

C	10	Mike Tobey (Monroe, N.Y.)	Sr.	7-0	260	6.9	4.3	Averaging 9 pts & 4 rebs in NCAA Tournament
G	51	Darius Thompson (Murfreesboro, Tenn.)	R-So.	6-4	196	4.4	1.8	Tallied 6 points on a pair of 3's vs. Hampton
G	4	Marial Shayok (Ottawa, Ontario)	So.	6-5	213	4.1	1.8	Averaging 11 pts on 53.3% FGs in NCAA Tournament
F	11	Evan Nolte (Milton, Ga.)	Sr.	6-8	228	2.0	0.8	Has made 92 career 3-pointers
F	31	Jarred Reuter (Marion, Mass.)	Fr.	6-7	243	1.6	1.0	Played in 25 games

ALL-TIME AGAINST IOWA STATE

- UVA is 1-2 all-time against Iowa State in the series that dates back to the 2003-04 season.
- The teams will meet for the first time on a neutral court.
- UVA is 1-1 against the Cyclones in Charlottesville and 0-1 in Ames.
- UVA and ISU meet for the first time since the Cyclones defeated the Cavaliers 60-47 in Charlottesville during Tony Bennett's second season at Virginia on Dec. 30, 2010.
- Virginia posted an 85-74 win over Iowa State in the first meeting at University Hall in 2003-04 and suffered an 81-79 loss in Ames in 2004-05.

LAST TIME VS. THE CYCLONES

- Jamie Vanderbeken tallied 24 points to lead Iowa State to a 60-47 win over Virginia on Dec. 30, 2010.
- KT Harrell led Virginia with nine points and Will Regan and Assane Sene had seven points each, respectively.
- Iowa State shot 46 percent (23-50) from the field and Virginia made just 32.3 percent (20-62) of its field goals.
- UVA was 3-of-24 from 3-point range, while ISU was 8-21.

LAST TIME OUT

- Malcolm Brogdon scored 22 points and Anthony Gill added 19 to lead No. 1 seed Virginia to a 77-69 win over No. 9 seed Butler in NCAA Tournament second-round action on Saturday, March 19.
- Marial Shayok added 12 points and Mike Tobey added 10 points as UVA outscored Butler 22-7 in bench points.
- The Cavaliers overcame a 25-23 halftime deficit by shooting 73.1 percent (19-26) from the field in the second half.
- Andrew Chrabaszcz led Butler with 25 points and Roosevelt Jones added 18.
- UVA outrebounded Butler 32-22 and had 42 points in the paint.

COMMON OPPONENTS

- UVA and Iowa State share two common opponents from the regular season - Virginia Tech and West Virginia.
- UVA went 1-1 vs. Virginia Tech (70-68 loss in Blacksburg & 67-49 win in Charlottesville) and 1-0 against West Virginia (70-54 win at Madison Square Garden in New York).

- Iowa State topped Virginia Tech 99-77 at the Emerald Coast Classic on Nov. 27, 2015.
- The Cyclones went 0-2 against West Virginia in Big 12 Conference action, losing 81-76 in Ames and 97-87 in Morgantown.

VIRGINIA HEAD COACH TONY BENNETT

- Head coach Tony Bennett sports a 164-71 mark in seven seasons at Virginia and 233-104 career mark in 10 seasons overall.
- Bennett was named USBWA District 3 Coach of the Year for the third consecutive year on March 8.
- Bennett was named 2015 USBWA National Coach of the Year and ACC Coach of the Year after leading Virginia to a school-record tying 30 wins and its second consecutive ACC regular-season title.
- Bennett led the Cavaliers to 30 wins in back-to-back seasons (2013-2014) for the first time in school history.
- In 2013-14, Bennett guided UVA to its first ACC regular season and tournament championship (first since 1976) in the same season for the first time in school history.
- Bennett has led the Cavaliers to five consecutive postseason tournaments (NCAA in 2012, 2014, 2015 and 2016, and NIT in 2013).
- Bennett-coached teams are 81-3 when holding opponents to fewer than 50 points during his 10-year coaching career.
- Bennett-coached teams have led the nation in scoring defense three times (2008-09, 2013-14 & 2014-15), and finished in the top five nationally in six of nine seasons.
- Bennett is one of 26 Division I head coaches (2015-16 season) who played in the NBA.
- UVA is 87-28 (.757) in non-conference action, 77-43 (.642) and 100-20 (.833) at home under Tony Bennett.

BENNETT IN THE NCAA TOURNEY

- Tony Bennett is 8-5 career in the NCAA Tournament, including a 5-3 record at UVA.
- Bennett has led UVA to the NCAA Tournament in 2012, 2014, 2015 and 2016.
- Bennett has guided Washington State (2008) and Virginia (2014 & 2016) to the NCAA Sweet 16.
- Bennett went 3-2 during two trips to the NCAA Tournament at Washington State (2007 and 2008).

CAVALIERS AGAINST THE FIELD OF 68

- Virginia competed against nine 2016 NCAA Tournament teams in the regular season, posting a 9-3 record in 12 games.
- UVA went 2-1 vs. Miami, 1-0 vs. California, Notre Dame, Pitt, Syracuse, Villanova and West Virginia, 1-1 vs. UNC and 0-1 vs. Duke.

UVA VS. THE BIG 12

- UVA meets its second Big 12 Conference opponent of the season, defeating West Virginia 70-54 at Madison Square Garden.
- The Cavaliers are 2-0 all-time against current Big 12 opponents in the NCAA Tournament (1-0 vs. Oklahoma and 1-0 vs. Kansas).
- UVA is 13-16 all-time against current Big 12 members (0-1 vs. Baylor, 1-2 vs. Iowa State, 1-2 vs. Kansas, 2-1 vs. Oklahoma, 0-1 vs. Oklahoma State, 0-1 vs. TCU and 9-8 vs. West Virginia).
- Tony Bennett is 1-1 all-time vs. the Big 12 as head coach at Virginia (1-0 vs. Oklahoma and 0-1 vs. Iowa State).

SENIORS IN ELITE COMPANY AT UVA

- The 2016 UVA senior class of Malcolm Brogdon, Anthony Gill, Mike Tobey, Evan Nolte and Caid Kirven ranks second in school history with 111 career wins.
- The UVA Class of 1983 led by three-time National and ACC Player of the Year Ralph Sampson has a school-record 112 wins.
- Brogdon, Gill, Tobey, Nolte and Kirven have helped UVA capture two ACC regular-season titles and one ACC Tournament championship.
- The seniors have participated in three NCAA tournaments, including a pair of Sweet 16's, and one NIT.
- All five seniors will earn their degrees by May of 2016.

NAT'L DEFENSIVE RANKINGS UNDER BENNETT (3/21/16)

Year	School	Pts/Gm	Rank
2006-07	Washington State	59.5	2nd
2007-08	Washington State	56.4	3rd
2008-09	Washington State	55.4	1st
2009-10	Virginia	63.6	54th
2010-11	Virginia	62.4	36th
2011-12	Virginia	54.2	2nd
2012-13	Virginia	55.6	5th
2013-14	Virginia	55.7	1st
2014-15	Virginia	51.5	1st
2015-16	Virginia	59.5	3rd

WINNINGEST SENIOR CLASSES IN UVA HISTORY

CLASS	WINS	NOTABLE SENIOR(S)
1983	112	Ralph Sampson
2016	111	Malcolm Brogdon, Anthony Gill
1984	109	Rick Carlisle, Othell Wilson, Ricky Stokes
2015	105	Darion Atkins
1982	102	Jeff Jones

UVA VS. GONZAGA AND SYRACUSE

- If Virginia defeats No. 4 seed Iowa State (23-11), the Cavaliers would meet No. 11 seed Gonzaga (28-7) of the West Coast Conference or No. 10 seed Syracuse (21-13) of the Atlantic Coast Conference in the Midwest Regional final.
- UVA is 1-2 all-time against Gonzaga and 4-3 vs. Syracuse.
- UVA is 0-1 vs. Gonzaga in the NCAA Tournament, dropping an 86-85 decision in the 2011 South Region first-round matchup.
- UVA is 1-1 against the Orange in the NCAA Tournament, posting a 63-55 win in a 1984 East Regional semifinal and a 63-61 loss in a 1990 Southeast Region second-round matchup.

UVA VS. RANKED OPPONENTS

- UVA is 7-2 vs. ranked opponents, including back-to-back wins over then-No. 14 West Virginia (70-54) and then-No. 12/13 Villanova (86-75) in non-conference action.
- UVA added wins over then-No. 8 Miami (66-58), then-No. 16 Louisville (63-47), then-No. 3 North Carolina (79-74), then-No. 11 Louisville (68-46) and then-No. 11 Miami (73-68).
- UVA's seven wins against ranked opponents are its most since recording eight in 1980-81.
- The 22-point win over Louisville marked UVA's most lopsided against a ranked opponent since a 92-67 win over No. 6 Maryland on March 5, 1995.
- Virginia is 21-23 against ranked opponents, including a 2-6 mark vs. top-5 foes, in the Tony Bennett era.
- UVA is 136-319 vs. ranked opponents, including a 25-119 mark against top-5 foes, since 1953-54.
- The Cavaliers are 1-26 vs. No. 1-ranked opponents (86-73 vs. No. 1 North Carolina on Jan. 30, 1986).

NCAA TOURNAMENT FIRST AND SECOND ROUNDS IN REVIEW

- No. 1 seed Virginia defeated No. 16 seed Hampton (81-45) and No. 9 seed Butler (77-69) in the NCAA first and second round, respectively.
- Four players averaged double figures in scoring in the two wins: Anthony Gill (19.0), Malcolm Brogdon (16.5), Marial Shayok (11.0) and London Perrantes (10.0).
- UVA averaged 79 points per game and yielded 57 ppg.
- UVA shot 55.5 percent, including 40 percent from 3-point range.

ACC TOURNAMENT IN REVIEW

- Virginia advanced to its eighth ACC Tournament championship and posted a 2-1 record at Verizon Center in Washington, D.C.
- The No. 2 seeded Cavaliers defeated No. 10 seed Georgia Tech (72-52) and No. 3 seed Miami (73-68) before losing to No. 1 seed North Carolina (61-57) in the championship.
- Malcolm Brogdon and Anthony Gill were named to the ACC All-Tournament first team, while London Perrantes was named to the second team.
- The Cavaliers have advanced to the ACC Tournament championship in two of the last three seasons.
- UVA is 37-61 all-time at the ACC Tournament.



HEAD COACH TONY BENNETT

7TH SEASON

PERSONAL

Birthdate: June 1, 1969

Birthplace: Clintonville, Wis.

Family: wife, Laurel; daughter, Anna; son, Eli

EDUCATION

College: Green Bay, 1992

COACHING EXPERIENCE

1999-00	Wisconsin (staff volunteer)
2000-01	Wisconsin (assistant coach)
2003-04	Washington State (assistant coach)
2004-06	Washington State (associate head coach)
2006-09	Washington State (head coach)
2009-	Virginia (head coach)

THE BENNETT RECORD

Year	School	Record (Conf)	Postseason
2006-07	Washington St.	26-8 (13-5)	NCAA 2nd Round
2007-08	Washington St.	26-9 (11-7)	NCAA Sweet 16
2008-09	Washington St.	17-16 (8-10)	NIT 1st Round
2009-10	Virginia	15-16 (5-11)	
2010-11	Virginia	16-15 (7-9)	
2011-12	Virginia	22-10 (9-7)	NCAA 2nd Round
2012-13	Virginia	23-12 (11-7)	NIT Quarterfinals
2013-14	Virginia	30-7 (16-2)	NCAA Sweet 16
2014-15	Virginia	30-4 (16-2)	NCAA Third Round
2015-16	Virginia	28-7 (13-5)	NCAA Regional SF
Total	10th season	233-104	
Virginia	7th season	164-71 (77-43 ACC)	

BENNETT VS. 2015-16 OPPONENTS

Opponent	Career	Virginia
Boston College	6-4	6-4
Butler	1-0	1-0
Bradley	1-0	1-0
California	4-3	1-0
Clemson	7-3	7-3
Duke	2-8	2-8
Florida State	6-6	6-6
George Mason	1-1	1-1
George Washington	1-1	1-1
Georgia Tech	8-2	8-2
Hampton	3-0	3-0
Iowa State	0-1	0-1
Lehigh	1-0	1-0
Long Beach State	1-0	1-0
Louisville	3-1	3-1
Miami	6-5	6-5
Morgan State	2-0	2-0
North Carolina	5-7	5-6
NC State	9-2	9-2
Notre Dame	5-0	4-0
Oakland	1-0	1-0
Ohio State	1-0	1-0
Pitt	4-1	4-0
Syracuse	3-0	3-0
Villanova	1-0	1-0
Virginia Tech	10-4	10-4
Wake Forest	5-4	5-4
West Virginia	1-0	1-0
William & Mary	2-0	2-0

VIRGINIA BASKETBALL GETTING OFFENSIVE

- UVA is averaging 70.9 points, its most since 76.8 ppg in 2007-08.
- UVA ranks Nos. 1, 4 and 6 in the KenPom.com overall, adjusted defense and adjusted offense efficiency ratings, respectively.
- UVA is shooting 49.1 percent from the field (best since 49.6% in 1986-87), 40.5 percent from 3-point range (best in school history) and 75.4 percent from the free throw line (best since 76.2% in 1978-79).
- UVA has scored 80 or more points in seven games, its most since 11 in 2007-08.
- UVA's 86 points against Villanova were its most scored against a top-25 foe since tallying 87 in a road win at Minnesota in 2010-11.
- UVA has shot 55 percent or better in 10 games, including both NCAA Tournament contests.
- The Cavaliers scored 82 or more points in three straight games (Nov. 19-22 at Charleston Classic) for the first time since the first three games of the 2001-02 season.
- UVA has shot 50 percent or better from the field in 18 games and 50 percent or better from 3-point range in 10 games.

ALL-AMERICAN BROGDON LEADS CAVALIERS INTO ACTION

- Two-time All-American and ACC Player/Defensive Player of the Year Malcolm Brogdon will become the first UVA player since Sean Singletary (2006-08) to lead UVA in scoring for three straight seasons.
- Brogdon is UVA's first three-time All-ACC first-team selection since Singletary (2006-08).
- Brogdon is UVA's first ACC Player of the Year since Ralph Sampson captured three straight league player of the year honors from 1981-83.
- Brogdon's 18.6 scoring average is the highest for UVA since Singletary's 19.8 ppg in 2007-08.
- Brogdon's 19.9 scoring average in ACC action is the highest for UVA since Singletary's 21.5 ppg in 2007-08.
- Brogdon has 18 20-point efforts, including a career-high 28 at GW, Wake Forest and Miami, marking the most by a UVA player in a season since Bryant Stith had 18 20-point games in 1990-91.
- Brogdon made 42 consecutive free throws from Jan. 24-March 5, seven shy of breaking Jeff Lamp's school-record of 48 in 1979-80.
- The three-time All-ACC performer ranks ninth on UVA's all-time scoring list with 1,785 points in 134 career games (13.3 career ppg).
- Brogdon ranks first on UVA's career free-throw percentage list at 87.3% (411-for-471).
- Brogdon has started 106 consecutive games at UVA.
- Brogdon is a Naismith Trophy and Wooden Award finalist, Oscar Robertson Trophy and Jerry West Award finalist, and candidate for the 2016 Senior CLASS Award and Wooden Citizen Cup Award.
- Brogdon was named a preseason All-American by The Sporting News (1st team), Blue Ribbon Yearbook (1st team), CBSSports.com (2nd team), NBCSports.com (2nd team), Bleacher Report (2nd team), USA Today (3rd team) and CollegeInsider.com.
- Brogdon and Gonzaga's Kyle Wiltjer are the first consensus All-Americans to return as fifth-year seniors since Vanderbilt's Billy McCaffrey in 1993-94.
- In 2014-15, Brogdon averaged 14.0 points and 3.9 rebounds en route to All-America second-team and All-ACC first-team accolades.
- Brogdon helped Team USA to a bronze medal at the 2015 Pan American Games in Toronto.
- He earned a degree in history and is pursuing a master's degree from the Frank Batten School of Leadership and Public Policy.

GILL THE THRILL

- All-ACC third-team selection Anthony Gill is averaging a career-high 13.6 points and a team-leading 6.2 rebounds.
- Gill has led UVA in scoring in nine games, including 22 points vs. Villanova.
- Gill was the first UVA player to score in double figures in the first 22 games of a season since Sean Singletary scored 10 or more points in all 33 games during 2007-08.
- Gill has reached double figures in scoring in 31 of 35 games.
- Gill earned ACC Player of the Week honors after tallying 20 points and 12 rebounds vs. West Virginia for his fourth career double-double.
- Gill averaged 11.6 points and 6.5 rebounds en route to All-ACC third-team (media) honors in 2014-15.

- Gill was named to the coaches' All-ACC Defensive Team in 2014-15.
- Gill, who has led UVA in field goal percentage in each of the past two seasons, is shooting 57.7 percent during his UVA career.
- Gill has amassed 1,425 career points in three seasons at UVA and one at South Carolina.
- He ranks 36th on UVA's all-time scoring list with 1,189 career points.

LONDON CALLING THE SHOTS

- All-ACC honorable mention guard London Perrantes is enjoying a breakout season in 2015-16, averaging career highs in points (10.9), field goal percentage (43.7%) and 3-point field goal percentage (47.9%).
- Perrantes has hit double figures in scoring in 17 games, including a season-high 22 points (career-best seven 3-pointers) at Virginia Tech.
- Perrantes leads the ACC in 3-point shooting at 47.9 percent and has a career 2.9 assist-to-turnover ratio (431 assists, 150 turnovers) in 102 games.
- He tallied his second career double-double with 16 points and a career-high 11 assists against George Mason en route to MVP honors at the Charleston Classic.
- Perrantes also tallied 19 points against Villanova, Florida State and NC State.
- He missed the Ohio State and William & Mary contests due to an appendectomy.
- Perrantes averaged 6.4 points and 4.6 assists en route to honorable mention All-ACC honors last season.
- Perrantes earned All-ACC Freshman Team honors in 2013-14.
- Perrantes ranks seventh all-time at UVA with 431 career assists.

HALL OF A SPARK

- Devon Hall is averaging 21.4 minutes in 35 games after averaging 10.6 minutes in 23 contests last season.
- Hall, who has started 18 of the last 19 games, had career highs in assists (5) and blocked shots (3) vs. Virginia Tech (2/9/16).
- Hall scored an ACC-high 11 points vs. Clemson and North Carolina.
- Hall netted a career-high 13 points vs. Morgan State and drained a career-best four 3-pointers for 12 points vs. Long Beach State.
- Hall had nine points and a career-high seven rebounds at Clemson.
- Hall made his first start of the season at Florida State, scoring six points and matching a season high with 26 minutes.

ZAY PAVING THE WAY

- Isaiah Wilkins is averaging 4.6 points, 4.1 rebounds and 1.4 assists.
- Wilkins leads the team with 28 blocked shots and has 28 steals.
- He had a career-high 13 rebounds vs. NC State (2/15/16).
- Wilkins scored a career-high 14 points vs. Virginia Tech (2/9/16).
- He handed out a career-best five assists at Pitt (2/6/16) and blocked a career-high four shots at Virginia Tech (1/4/16).
- UVA is 16-4 with Wilkins in the starting lineup.

SECONDS ANYONE?

- Virginia has played its best basketball during the second half of games this season.
- The Cavaliers have scored more points in the second half than the first half in 30 of 35 games.
- UVA is averaging 39.3 points in the second half and 31.3 points in the first stanza.
- UVA is shooting 53.9 percent on its second-half shots, including 45.4 percent from 3-point range, but only 44.6 percent on its first-half shots and 35.7 percent from 3-point range.
- UVA shot 73.1 percent in the second half against Butler, marking the second-best field-goal percentage in a half in program NCAA tournament history.

BROGDON NAMED FIRST-TEAM ALL-AMERICAN

- Malcolm Brogdon was named First-Team All-American by Sporting News and U.S. Basketball Writers Association (USBWA).
- Brogdon was named second-team All-American by USA Today and SI.com.
- Brogdon is the first Cavalier to earn first-team All-America honors since Ralph Sampson in 1983.
- Brogdon is also the first Cavalier to earn back-to-back All-America honors since Sampson from 1980-83.
- Brogdon was named Second-Team All-American last season.

2016 NCAA MIDWEST REGIONAL MEDIA INFORMATION

TRAVEL INFORMATION

Virginia arrives in Chicago on Wednesday.

VIRGINIA MEDIA RELATIONS CONTACTS

Erich Bacher, Assistant AD for Public Relations

Email: bacher@virginia.edu

Cell: (720) 318-5538

Andy Fledgerjohann, Asst. Media Relations Director

Email: fledger@virginia.edu

Cell: (434) 906-0075

CREDENTIAL REQUESTS

(If UVA advances to NCAA Final Four)

Jim Daves, Assistant AD for Media Relations

Email: jimdaves@virginia.edu

Cell: (434) 962-7668

TEAM AVAILABILITY (ALL TIMES CENTRAL)

Thursday, March 24

1:30-2 p.m. NCAA Press Conference

2:10-3 p.m. Open Practice at United Center

Saturday, March 26*

3:40-4 p.m. NCAA Press Conference - Student-Athletes

4-4:20 p.m. NCAA Press Conference - Head Coach Tony Bennett

* if Virginia defeats Iowa State

VIRGINIA IN THE NATIONAL POLLS

Date	Associated Press	USA Today Coaches
Preseason	6	6
Nov. 16	6	6
Nov. 23	12	12
Nov. 30	10	10
Dec. 7	10	10
Dec. 14	8	9
Dec. 21	5	5
Dec. 28	5	5
Jan. 4	4	4
Jan. 11	13	11
Jan. 18	13	13
Jan. 25	11	12
Feb. 1	9	9
Feb. 8	7	7
Feb. 15	7	8
Feb. 22	3	3
Feb. 29	4	4
March 7	4	4
March 14	4	5

BENNETT, BROGDON & GILL HONORED BY USBWA

- Tony Bennett was named USBWA District 3 Coach of Year, Malcolm Brogdon was named Player of the Year and Anthony Gill joined Brogdon on the USBWA All-District 3 team.
- Bennett earned his third consecutive USBWA District 3 Coach of the Year honor after leading No. 4 Virginia to a 24-6 record.
- Brogdon earned his first USBWA District 3 player of the year honor and third consecutive All-District award.
- Brogdon joins former UVA star Bryant Stith as the only Cavaliers to earn District player of the year accolades.

BROGDON SWEEPS TOP ACC MEDIA AND COACHES HONORS

- Malcolm Brogdon was named ACC Player of the Year, Defensive Player of the Year, All-ACC First Team and ACC All-Defensive Team by the Atlantic Coast Sports Media Association (ACSM) and the ACC coaches.
- ACSM and the ACC coaches named Anthony Gill All-ACC Third Team and London Perrantes honorable mention.
- Brogdon is the first player in ACC history to earn Player of the Year and Defensive Player of the Year in the same season.
- Brogdon is the first Cavalier to earn ACC Player of the Year honors since Ralph Sampson won the award three consecutive seasons from 1981-83.
- Brogdon is the third Cavalier to earn ACC Player of the Year honors, joining Sampson and Barry Parkhill (1972).
- Brogdon was named to the All-ACC First Team for the third consecutive season and ACC All-Defensive Team for the second straight year.
- Brogdon became the fourth Cavalier to earn three All-ACC first-team honors joining Sampson (1981-83), Bryant Stith (1990-92) and Sean Singletary (2006-08).

VIRGINIA RANKED NO. 4 IN LATEST POLLS

- UVA is ranked Nos. 4 and 5 in the latest AP and USA Today Coaches polls, respectively.
- UVA has been ranked in the top 10 in the AP poll on three different occasions this season (17 weeks overall).
- UVA has been ranked in the top 10 in 37 of the last 41 AP polls.
- UVA was ranked in the top 10 in 25 consecutive AP polls from March 3, 2014 to Nov. 16, 2015, its longest span since 49 straight from 1980-83.
- The Cavaliers' No. 6 preseason ranking was UVA's best since a No. 1 ranking to start the 1982-83 season.

HOLDING FOES UNDER 50

- Virginia is 56-2 when holding opponents under 50 points in the Tony Bennett era.
- UVA is 40-1 over the past four seasons when holding opponents to fewer than 50 points.

THE ELECTRIC 70's

- Virginia is 79-4 when scoring at least 70 points under Tony Bennett and 85-67 when scoring under 70 points.

IN THE 60's

- UVA is 115-17 when scoring at least 60 points and 18-23 when scoring fewer than 60 points over the past five seasons.

RECORDS WATCH

- Malcolm Brogdon ranks ninth on UVA's career scoring list with 1,785 points, while Anthony Gill is 35th with 1,189 points.
- Brogdon needs 28 points to pass Chris Williams (1,812 points from 1999-2002) for eighth on the list.
- Gill needs 30 points to pass Jim Miller (1,218 points from 1982-85) for 34th on the list.
- London Perrantes ranks seventh on UVA's career assist list with 431 assists. Perrantes needs 38 assists to pass Harold Deane (468 assists from 1994-97) for sixth on the list.
- Brogdon ranks 10th on UVA's career free throw made list with 411. He needs three free throws to pass John Crotty (413 from 1988-91) for ninth on the list.
- Brogdon ranks first all-time on UVA's career free throw percentage list (87.3%) and tied for second in career games (134).

THREE CAVALIERS LEAD THE WAY IN ACC OVERALL RANKINGS

- As of March 21, London Perrantes ranks first in the ACC in 3-point shooting (47.9%), fifth in assist-to-turnover ratio (2.3) and eighth in assists (4.3 apg).
- Malcolm Brogdon is first in free throw shooting (89%), fourth in scoring (18.6 ppg), ninth in 3-point shooting (40.2%) and 10th in minutes (34 mpg).
- Anthony Gill ranks second in the ACC in field goal shooting (56.7%), 17th in rebounding (6.2 rpg) and 23rd in scoring (13.6 ppg).

NON-CONFERENCE HIGHLIGHTS

- UVA posted back-to-back wins against top-15 opponents, defeating then-No. 14 West Virginia (70-54) and then-No. 12/13 Villanova (86-75).
- Virginia captured the Charleston Classic with wins over Bradley, Long Beach State and George Mason.
- The Cavaliers defeated Ohio State in the Big Ten/ACC Challenge.
- The home win over Oakland gave UVA its third streak of 10 wins or more under Tony Bennett.
- Virginia scored 80 or more points in six games, its most under Tony Bennett and most since 11 in 2007-08.

BROGDON & PERRANTES EXCELLED DURING ACC PLAY

- Malcolm Brogdon ranked first in free throw shooting (90.9%), fourth in scoring (19.9 ppg), sixth in 3-point shooting (41.1%) and tied for 10th in 3-pointers per game (2.2) during ACC play.
- London Perrantes ranked first in 3-point shooting (48.1%), fifth in assists (4.3 apg), eighth in assist-to-turnover ratio (2.0) and tied for 10th in 3-pointers per game (2.2).
- Anthony Gill ranked 18th in rebounding (6.0 rpg) and 25th in scoring (12.8 ppg).

HIGHLIGHTS FROM THE SEVEN-GAME ACC WINNING STREAK

- UVA allowed 55.9 points per game during its seven-game winning streak from Jan. 19-Feb. 9.
- UVA held four straight opponents (Louisville, Boston College, Pitt and Virginia Tech) to 50 or fewer points.
- The Cavaliers limited opponents to 38.6 percent field goal shooting and 33.3 percent 3-point shooting.
- The Cavaliers scored 18 points, including Darius Thompson's game-winning 3-pointer, in the final 1:16 to defeat Wake Forest 72-71.
- UVA handed Louisville its worst defeat (63-47) at KFC Yum! Center since the building opened in 2010.
- UVA shot 50.6 percent from the field and 42.4 percent from 3-point range during the winning streak.
- Malcolm Brogdon had five 20-point games during the streak, averaging 20.3 points, 54.8 percent field goal shooting, 51.5 percent 3-point shooting and 97.1 percent free throw shooting.

ABOUT THE THREE-GAME ROAD LOSING STREAK

- Virginia lost three straight ACC road games (Virginia Tech, Georgia Tech & Florida State) for the first time since losing four straight in 2012-13 (North Carolina, Miami, Boston College and Florida State).
- The two-game losing streak from Jan. 4-9, 2016 (Virginia Tech & Georgia Tech) was UVA's first since Dec. 4-7, 2013 (Wisconsin and Green Bay).
- UVA allowed 69 points per game during the losing streak.
- The Cavaliers allowed Virginia Tech, Georgia Tech and Florida State to shoot 51.1 percent (23-45) from 3-point range.
- UVA was outscored 55-36 in bench points during the streak.

ABOUT THE 2015-16 SCHEDULE

- Nine of Virginia's opponents earned 2016 NCAA Tournament bids: California, Duke, Miami, North Carolina, Notre Dame, Pittsburgh, Syracuse, Villanova and West Virginia.
- The Cavaliers have played 10 games against 2015 NCAA Tournament teams: home games against North Carolina, Louisville, Villanova, Notre Dame and NC State, road contests at Duke, Louisville and Ohio State, and neutral-site tilts against West Virginia (Jimmy V Men's Basketball Classic at Madison Square Garden in New York) and North Carolina (ACC Tournament championship at Verizon Center in Washington, D.C.).

VIRGINIA RECORD BOOK**1,000 POINT SCORERS**

NO.	NAME	POINTS
1.	Bryant Stith (1989-92).....	2,516
2.	Jeff Lamp (1978-81).....	2,317
3.	Buzzy Wilkinson (1953-55).....	2,233
4.	Ralph Sampson (1980-83).....	2,228
5.	Sean Singletary (2005-08).....	2,079
6.	Junior Burrough (1992-95).....	1,970
7.	Wally Walker (1973-76).....	1,849
8.	Chris Williams (1999-02).....	1,812
9.	Malcolm Brogdon (2012-pres.)	1,785
10.	Harold Deane (1994-97).....	1,763
11.	Curtis Staples (1995-98).....	1,757
12.	Joe Harris (2011-14).....	1,698
13.	J.R. Reynolds (2004-07).....	1,683
14.	John Crotty (1988-91).....	1,646
15.	Bob McCarty (1954-56).....	1,625
36.	Anthony Gill (2014-pres.)	1,189

CAREER ASSISTS

NO.	NAME	ASSISTS
1.	John Crotty (1988-91).....	683
2.	Jeff Jones (1979-82).....	598
3.	Sean Singletary (2005-08).....	587
4.	Donald Hand (1998-01).....	529
5.	Othell Wilson (1981-84).....	493
6.	Harold Deane (1994-97).....	468
7.	London Perrantes (2014-present)	431
8.	John Johnson (1985-88).....	426
9.	Jontel Evans (2010-13).....	419
10.	Cory Alexander (1992-95).....	401

CAREER FT PERCENTAGE

(min 200 FT made)

NO.	NAME	FT-FTA	FT%
1.	Malcolm Brogdon (2012-pres.)	411-471....	.8726
2.	Roger Mason, Jr. (2000-02)	318-366.....	.8688
3.	Jeff Lamp (1978-81)	635-748.....	.849
4.	Sean Singletary (2005-08)	573-677.....	.846
5.	J.R. Reynolds (2004-07)	402-501.....	.802
	Sylvan Landesberg (2009-10)	259-323.....	.802

CAREER FREE THROWS

NO.	NAME	FREE THROWS
1.	Bryant Stith (1989-92).....	.690
2.	Buzzy Wilkinson (1953-55).....	.665
3.	Jeff Lamp (1978-81).....	.635
4.	Sean Singletary (2005-08).....	.573
5.	Harold Deane (1994-97).....	.546
6.	Donald Hand (1998-01).....	.444
7.	Junior Burrough (1992-95).....	.439
8.	Ralph Sampson (1980-83).....	.427
9.	John Crotty (1988-91).....	.413
10.	Malcolm Brogdon (2012-pres.)411

CAVALIERS IN THE NBA

- Mike Scott (Atlanta) and Justin Anderson (Dallas) are former Cavaliers who are playing in the NBA this season. Scott is in his fourth season, while Anderson is in his rookie season.
- Former Cavalier Joe Harris was traded from Cleveland to Orlando, but was waived by the Magic. Harris underwent foot surgery on Jan. 12 and is expected to miss the remainder of the season.

GILL NAMED TO ALLSTATE GOOD WORKS TEAM®

- Anthony Gill was one of 10 players named to the 2016 Allstate NABC Good Works Team®.
- This prestigious award pays tribute to college basketball players at all levels for their impressive commitment to giving back to their communities and positively impacting the lives of those around them.
- Gill has volunteered at hospitals, schools, Boys and Girls Club's, mentoring and speaking to children and at-risk youth.
- Gill made a mission trip to Jamaica with Athletes in Action, started a fundraiser for Love 146, packaged shoes for the Sole Hope organization and is planning a shoe drive in Charlottesville for the Dominican Republic.
- Members of the Allstate NABC Good Works Team® will be invited by Allstate to be recognized at the 2016 NABC Convention and 2016 NCAA Men's Final Four®, and will participate in a community service project to benefit the host city of Houston.
- Gill is the third UVA player to be named to the team, joining Joe Harris (2014) and Malcolm Brogdon (2015).
- UVA is the lone Division I program to have three players named to the team.

THERE'S NO PLACE LIKE HOME

- Virginia is 138-36 (.793) in 10 seasons at John Paul Jones Arena.
- The Cavaliers finished undefeated at home (15-0) in 2015-16 for the first time since 1981-82 (12-0).
- UVA owns the nation's seventh longest current home-winning streak at 20 games.
- UVA is 100-20 (.833), including a 65-5 (.929) mark the past four seasons, at home under head coach Tony Bennett.
- Virginia is 35-1 in ACC home games over the past four seasons, the best mark in ACC history with one loss (Duke 33-1 from 1962-64).
- UVA has won 11 or more home games for seven straight seasons.
- UVA's 21-game home winning streak from Dec. 21, 2013-Jan. 22, 2015 set a JPI record.

VIRGINIA PICKED 2ND IN THE ACC

- Virginia was picked to finish second in the ACC preseason poll.
- The second-place preseason selection is UVA's highest since being selected first in 1982-83.
- The Cavaliers, who were picked fourth and finished first in each of the last two seasons, have finished at or higher than their predicted finish in each of the last seven seasons.

NOLAN HONORED AS UVA'S 2016 ACC TOURNAMENT LEGEND

- Former Virginia forward Norman Nolan is the Cavaliers' 2016 ACC Men's Basketball Tournament Legend.
- Nolan starred at Virginia from 1995-98, amassing 1,329 career points and ranking 10th on UVA's all-time rebounding list with 765 in 121 games.
- The Baltimore native enjoyed a breakout senior season at UVA in 1998, averaging 21 points and pulling down 9.2 rebounds per game.
- The 2016 Legends were recognized during the 2016 New York Life ACC Tournament at Verizon Center in Washington, D.C.

VIRGINIA INKS FOUR RECRUITS TO NLIs

- Kyle Guy (Indianapolis, Ind./Lawrence Central), Jay Huff (Durham, N.C./Voyager Academy), DeAndre Hunter (Philadelphia, Pa./Friends' Central) and Ty Jerome (New Rochelle, N.Y./Iona College Prep) inked NLIs and will join the Cavaliers for the 2016-17 season.
- Guy will compete in the 2016 McDonald's All-American game and is the first UVA player to compete in the McDonald's game since Sylvan Landesberg in 2008.
- Guy is ranked No. 25 on ESPN's 2016 Prospect Ranking list and No. 44 on Rivals' 2016 Prospect Ranking list.
- In 2015-16, Guy averaged 23.5 points on 54 percent field goal shooting, including 43 percent from 3-point range.
- Huff is ranked No. 87 on Scout's 2016 Prospect Ranking list.
- In 2015-16, Huff averaged 16.3 points, 10.1 rebounds and 5.5 assists.
- Hunter is ranked No. 66 on Rivals' 2016 Prospect Ranking list and No. 77 on ESPN's 2016 Prospect Ranking list.
- In 2015-16, Hunter averaged 23.5 points, 9.8 rebounds, 3.0 assists, 2.5 blocked shots and 2.6 steals.
- Jerome is ranked No. 50 on Rivals' 2016 Prospect Ranking list and No. 52 on ESPN's 2016 Prospect Ranking list.
- Jerome average 24.7 points, 8.0 rebounds and 5.0 assists in limited action in 2015-16.

2015-16 UNIVERSITY OF VIRGINIA CAVALIERS

No.	Name	Pos.	Ht.	Wt.	Yr.	Hometown/High School [Previous College]
0	Devon Hall *	G	6-5	209	R-Sr.	Virginia Beach, Va./Cape Henry Collegiate
1	Austin Nichols ^	F	6-9	232	Jr.	Collierville, Tenn./Briarcrest Christian School [Memphis]
2	Justice Bartley	G	6-5	209	Fr.	Lilburn, Ga./Montrose Christian School (Md.)
4	Marial Shayok *	G	6-5	213	So.	Ottawa, Canada/Blair Academy (N.J.)
10	Mike Tobey ***	C	7-0	260	Sr.	Monroe, N.Y./Blair Academy (N.J.)
11	Evan Nolte ***	F	6-8	228	Sr.	Milton, Ga./Milton
13	Anthony Gill ***	F	6-8	230	R-Sr.	High Point, N.C./Charlotte Christian [South Carolina]
15	Malcolm Brogdon ***	G	6-5	215	R-Sr.	Atlanta, Ga./Greater Atlanta Christian
21	Isaiah Wilkins *	F	6-7	230	So.	Lilburn, Ga./Greater Atlanta Christian
24	Caid Kirven ***	F	6-9	228	Sr.	Raleigh, N.C./Woodberry Forest (Va.)
25	Mamadi Diakite	F	6-9	195	Fr.	Conakry, Guinea, Africa/Blue Ridge School (Va.)
31	Jarred Reuter	F	6-7	243	Fr.	Marion, Mass./Brewster Academy (N.H.)
32	London Perrantes **	G	6-2	192	Jr.	Los Angeles, Calif./Crespi Carmelite
33	Jack Salt	C	6-11	250	R-Fr.	Auckland, New Zealand/Westlake
34	Jeff Jones **	F	6-6	213	Jr.	Charlottesville, Va./St. Anne's-Belfield School
51	Darius Thompson	G	6-4	196	R-Sr.	Murfreesboro, Tenn./Blackman [Tennessee]

* - Letters earned; ^ - Ineligible in 2015-16 because of NCAA transfer rules

Head Coach: Tony Bennett (Green Bay '92/seventh season)

Associate Head Coach: Ron Sanchez (SUNY-Oneonta '97/seventh season)

Assistant Coaches: Jason Williford (Virginia '95/seventh season); Brad Soderberg (UW-Stevens Point '85/first season)

Director of Recruiting/Player Development: Orlando Vandross (American International College '92/first season)

Director of Scouting/Recruiting: Vic Sfera (Memphis '10/second season)

Technology Assistant: Johnny Carpenter (Virginia '13/first season)

Assistant AD for Men's Basketball: Ronnie Wideman (Washington State '06/seventh season)

Strength and Conditioning Coach: Mike Curtis (Virginia '98/seventh season)

Athletic Trainer: Ethan Saliba (Kansas '79/33rd season)

NATIONAL RANKINGS**ASSOCIATED PRESS (Monday, March 14)**

1	Kansas (63)	30-4	1,623
2	Michigan State (2)	29-5	1,552
3	North Carolina	28-6	1,488
4	Virginia	26-7	1,384
5	Oregon	28-6	1,371
6	Villanova	29-5	1,283
7	Oklahoma	25-7	1,215
8	West Virginia	26-8	1,193
9	Xavier	27-5	1,127
10	Miami	25-7	920
10	Kentucky	26-8	920
12	Purdue	26-8	873
13	Utah	26-8	870
14	Indiana	25-7	828
15	Texas A&M	26-8	682
16	Louisville	23-8	585
17	Arizona	25-8	559
18	Maryland	25-8	489
19	Duke	23-10	383
20	Seton Hall	25-8	374
21	Baylor	22-11	347
22	Iowa State	21-11	317
23	California	23-10	270
24	SMU	25-5	84
25	Iowa	21-10	82

Others receiving votes: Texas 69, **Notre Dame 61**, Saint Joseph's 60, Connecticut 34, Stephen F. Austin 12, Dayton 11, Wisconsin 9, Wichita St 9, Gonzaga 8, Arkansas-Little Rock 5, Providence 4, Valparaiso 3, **Butler 3**, Cincinnati 3, Yale 3, Monmouth 3, Saint Mary's 3, Stony Brook 2, Michigan 2, Akron 1, Northern Iowa 1

USA TODAY COACHES (Monday, March 14)

1	Kansas (31)	30-4	799
2	Michigan State (1)	29-5	761
3	North Carolina	28-6	732
4	Oregon	28-6	673
5	Virginia	26-7	665
6	Villanova	29-5	610
7	Oklahoma	25-7	588
8	West Virginia	26-8	575
9	Xavier	27-5	548
10	Purdue	26-8	466
11	Miami	25-7	459
12	Indiana	25-7	421
13	Kentucky	26-8	418
14	Utah	26-8	379
15	Texas A&M	26-8	343
16	Arizona	25-8	323
17	Maryland	25-8	306
18	Baylor	22-11	227
19	Iowa State	21-11	199
20	Duke	23-10	172
21	Seton Hall	25-8	158
22	Texas	20-12	113
23	California	23-10	108
24	Iowa	21-10	100
25	Saint Joseph's	27-7	46

Others receiving votes: **Notre Dame 41**, Connecticut 36, Providence 25, Wichita St 21, Gonzaga 17, Saint Mary's 17, Wisconsin 15, Stephen F. Austin 11, Northern Iowa 9, Dayton 9, VCU 3, Yale 2, **Butler 2**, Cincinnati 1, Fresno State 1, Arkansas-Little Rock 1

2015-16 Opponents in Bold

NCAA TOURNAMENT SUPERLATIVES

VIRGINIA HIGHS

Points	104 vs. Middle Tennessee (1989)
Margin of Victory	36 vs. Hampton (2016)
Field Goals Made	36 vs. Boston College (1983) [36-72]
Field Goals Attempted	74 vs. Arizona (1994) [23-74]
Field Goal Pct.	63.4% vs. NC State (1983) [26-41]
3-Point FG Made	12 vs. Hampton (2016) [12-25]
3-Point FG Attempted	28 vs. Arizona (1994) [9-28]
3-Point FG Pct.	75% vs. Wyoming (1987) [3-4]
(min. 10 3FGA)	70, 2x, last vs. Middle Tennessee (1989) [7-10]
Free Throws Made	34 vs. LSU (1981) [34-38]
Free Throws Attempted	42 vs. Nicholls State (1995) [32-42]
Free Throw Pct. (min. 10 FTA)	90.9% vs. DePaul (1976) [10-11]
Offensive Rebounds	18, 4x, last vs. Mich. St. (2015)
Rebounds	50 vs. Boston College (1983)
Rebound Margin	+16, 2x last vs. Albany (2007) [41-25]
Personal Fouls	27, 2x last vs. Boston College (1983)
Disqualifications	3 vs. Boston College (1983)
Assists	20 vs. Hampton (2016)
Turnovers	21 vs. Cincinnati (1993)
Blocked Shots	8 vs. Cincinnati (1993)
Steals	12 vs. Nicholls State (1995)
Overtime Periods	1, 3x last vs. Miami (Ohio) (1995)

OPPONENT HIGHS

Points	102, Michigan (1989)
Margin of Victory	37, Michigan (1989)
Field Goals Made	41, Michigan (1989) [41-70]
Field Goals Attempted	78, Boston College (1983) [34-78]
Field Goal Pct.	58.6%, Michigan (1989) [41-70]
3-Point FG Made	11, 2x last by Tennessee (2007) [11-26]
3-Point FG Attempted	26, 2x last by Tennessee (2007) [11-26]
3-Point FG Pct.	55%, Michigan (1989) [11-20]
Free Throws Made	28, North Carolina (1981) [28-37]
Free Throws Attempted	37, North Carolina (1981) [28-37]
Free Throw Pct. (min. 10 FTA)	91.7%, Manhattan (1993) [11-12]
Free Throw Pct. (under 10 FTA)	100%, Indiana (1984) [6-6]
Offensive Rebounds	24, Cincinnati (1993)
Rebounds	48, Cincinnati (1993)
Rebound Margin	+16, 2x last by Florida (2012) [39-23]
Personal Fouls	34, Syracuse (1984)
Disqualifications	5, Syracuse (1984)
Assists	23, Michigan (1989)
Turnovers	22, Nicholls State (1995)
Blocked Shots	13, Brigham Young (1991)
Steals	13, Arkansas (1984)

VIRGINIA INDIVIDUAL HIGHS

Points	33, Richard Morgan vs. Providence (1989)
	33, Richard Morgan vs. Middle Tennessee (1989)
Rebounds	21, Ralph Sampson vs. UAB (1982)
Offensive Rebounds	8, Junior Burrough vs. Arkansas (1995)
FG Made	11, 5x last by Mason, Jr. vs. Gonzaga (2001) [11-19]
FG Attempted	22, 3x last by Burrough vs. Arizona (1994) [9-22]
FG Pct. (Min 10 FGA)	90%, John Crotty vs. Providence (1989) [9-10]
FG Pct. (Min 10 FGM)	76.9%, Crotty vs. Middle Tenn. (1989) [10-13]
Best Perfect FG Game	9-9, Jeff Jones vs. UAB (1982)
3-Point FG Made	5, 5x last by Reynolds vs. Albany (2007) [5-7]
3-Point FG Attempted	12, Staples vs. Nicholls State (1995) [3-12]
3-Point FG Pct.	83.3%, Richard Morgan vs. Middle Tenn. (1989) [5-6]
Best Perfect 3FG Game	4-4, John Crotty vs. Providence (1989)
FT Made	12, Bryant Stith vs. Middle Tennessee (1989) [12-12]
	12, Harold Deane vs. Nicholls State (1995) [12-14]
FT Attempted	14, Harold Deane vs. Nicholls State (1995) [12-14]
FT Pct. (min. 10 FTA)	100%, Stith vs. Middle Tenn. (1989) [12-12]
Best Perfect FT Game	12-12, Stith vs. Middle Tenn. (1989)
Assists	14, John Crotty vs. Middle Tennessee (1989)
Turnovers	7, Harold Deane vs. Nicholls State (1995)
Blocked Shots	4, Ralph Sampson, 5x last vs. NC State (1983)
Steals	5, Othell Wilson vs. Washington State (1983)
	5, Harold Deane vs. Nicholls State (1995)
Minutes	45, Othell Wilson vs. Houston (1984)

VIRGINIA LOWS

Points	45 vs. Florida (2012)
Margin of Victory	1 vs. Iona (1984)
Field Goals Made	17 vs. Michigan State (2015) [17-57]
Field Goals Attempted	38 vs. Washington State (1983) [19-38]
Field Goal Pct.	27.7% vs. Brigham Young (1991) [18-65]
3-Point FG Made	1 vs. Brigham Young (1991) [1-15]
3-Point FG Attempted	4 vs. Wyoming (1987) [3-4]
3-Point FG Pct.	6.7% vs. Brigham Young (1991) [1-15]
(min. 10 3FGA)	6.7% vs. Brigham Young (1991) [1-15]
Free Throws Made	3, 2x last vs. Arizona (1994) [3-6]
Free Throws Attempted	6, 2x last vs. Arizona (1994) [3-6]
Free Throw Pct. (min. 10 FTA)	38.1% vs. Tennessee (1982) [8-21]
Offensive Rebounds	0 vs. Coastal Carolina (2014)
Rebounds	21 vs. Arkansas (1984)
Rebound Margin	-16, 2x last vs. Florida (2012) [23-39]
Personal Fouls	10, 2x last vs. Oklahoma (1989)
Disqualifications	0 - many times
Assists	5, 2x last vs. Tennessee (2007)
Turnovers	5 vs. Michigan State (2015)
Blocked Shots	0, 5x
Steals	0 vs. Arkansas (1995)
Overtime Periods	1, 3x last vs. Miami (Ohio) (1995)

OPPONENT LOWS

Points	45, Hampton (2016)
Margin of Victory	1, NC State (1983)
Field Goals Made	17, 2x, last by Hampton (2016) [17-56]
Field Goals Attempted	37, Brigham Young (1991) [19-37]
Field Goal Pct.	30.4%, Hampton (2016) [17-56]
3-Point FG Made	2, 3x last by Kansas (1995) [2-21]
3-Point FG Attempted	4, Notre Dame (1990) [2-4]
3-Point FG Pct.	9.5%, Kansas (1995) [2-21]
Free Throws Made	2, Tennessee (1981) [2-4]
Free Throws Attempted	4, Tennessee (1981) [2-4]
Free Throw Pct. (min. 10 FTA)	42.9%, Memphis (2014) [9-21]
Free Throw Pct. (under 10 FTA)	50%, Tennessee (1981) [2-4]
Offensive Rebounds	5, Coastal Carolina (2014)
Rebounds	19, Tennessee (1981)
Rebound Margin	-16, 2x last by Florida (2012) [39-23]
Personal Fouls	10, 3x last by Florida (2012)
Disqualifications	0 - many times
Assists	4, Hampton (2016)
Turnovers	6, 4x last by Michigan State (2015)
Blocked Shots	0, 8x last by Hampton (2016)
Steals	1, 4x last by Hampton (2016)

OPPONENT INDIVIDUAL HIGHS

Points	39, Al Wood, North Carolina (1981)
Rebounds	15, Kerry Hammonds, Middle Tennessee (1989)
Offensive Rebounds	6, Keith Bullock, Manhattan (1993)
FG Made	14, Al Wood, North Carolina (1981) [14-19]
FG Attempted	22, Michael Adams, Boston College (1983) [7-22]
FG Pct. (Min 10 FGA)	81.3%, Glen Rice, Michigan (1989) [13-16]
FG Pct. (Min 10 FGM)	81.3%, Glen Rice, Michigan (1989) [13-16]
Best Perfect FG Game	6-6, Patric Young, Florida (2012)
3-Point FG Made	7, Sean Higgins, Michigan (1989) [7-10]
3-Point FG Attempted	11, Nick Van Exel, Cincinnati (1993) [3-11]
3-Point FG Pct. (Min 5 3FGA)	80%, Glen Rice, Michigan (1989) [4-5]
Best Perfect 3FG Game	4-4, Andrew Chrabascz, Butler (2016) [4-4]
FT Made	11, Al Wood, North Carolina (1981) [11-13]
FT Attempted	13, Al Wood, North Carolina (1981) [11-13]
	13, Khalid Reeves, Arizona (1994) [10-13]
FT Pct. (min. 10 FTA)	90%, Tom Garriss, Boston College (1983) [9-10]
	90%, Chris Lofton, Tennessee (2007) [9-10]
Best Perfect FT Game	7-7, Oliver Robinson, UAB (1982)
Assists	11, Nick Van Exel, Cincinnati (1993)
Turnovers	8, Akeem Olajuwon, Houston (1984)
Blocked Shots	10, Shawn Bradley, Brigham Young (1991)
Steals	8, Alvin Robertson, Arkansas (1984)
Minutes	45, 6x

VIRGINIA'S 2015-16 RECORD WHEN..

	All	ACC
Leading at the half:	22-2	11-2
Trailing at the half:	5-4	1-3
Tied at the half:	1-1	1-0
Playing Overtime	1-0	0-0
Shooting 50% or better	17-1	7-1
Shooting between 40-49.9%	10-4	6-3
Shooting less than 40%	1-2	0-1
Opponents shoot 50% or better	4-0	1-0
Opponents shoot less than 50%	25-6	12-5
UVA outrebounds its opponent	19-3	8-2
Opponent outrebounds UVA	6-4	3-3
Teams are tied in rebounds	3-0	2-0
UVA has 10 or more steals	1-0	0-0
UVA shoots 70% FT or better	19-5	10-3
UVA shoots less than 70% FT	9-2	3-2
Scoring less than 50 points	0-0	0-0
Scoring 50-59 points	0-1	0-0
Scoring 60-69 points	11-6	8-5
Scoring 70-79 points	10-0	5-0
Scoring 80-89 points	7-0	0-0
Scoring more than 90 points	0-0	0-0
Allowing fewer than 50 points	6-0	4-0
Allowing 50-59 points	12-0	4-0
Allowing 60-69 points	7-5	3-4
Allowing 70-79 points	3-2	2-1
Allowing 80-89 points	0-0	0-0
Allowing 90 or more points	0-0	0-0
Playing in John Paul Jones Arena	15-0	9-0
Playing on the road	5-6	4-5
Playing on a neutral court	8-1	0-0
Game decided by 1-4 points	2-5	1-4
Game decided by 5-10 points	8-2	5-1
Game decided by 11 or more pts	17-0	7-0
Playing at night	24-5	11-3
Playing in the afternoon	4-2	2-2
Playing on Monday	1-3	1-2
Playing on Tuesday	8-0	5-0
Playing on Wednesday	3-0	1-0
Playing on Thursday	3-0	0-0
Playing on Friday	3-0	1-0
Playing on Saturday	8-3	4-2
Playing on Sunday	2-1	1-1
Playing in November	5-1	0-0
Playing in December	6-0	0-0
Playing in January	6-2	6-2
Playing in February	5-2	5-2
Playing in March	6-1	2-0
Playing on TV	25-7	12-5
Playing Online Only	3-0	1-0

VIRGINIA ALL-TIME IN THE NCAA TOURNAMENT

Date	Seed	Region (Site) - Round	Opponent (Seed)	Score
3/13/76	--	East (Charlotte, N.C.) - 1st Round	DePaul (--)	L 69-60
3/13/81	1	East (Charlotte, N.C.) - 2nd Round	Villanova (9)	W 54-50
3/19/81		East (Atlanta, Ga.) - Regional Semifinal	Tennessee (4)	W 62-48
3/21/81		East (Atlanta, Ga.) - Regional Final	Brigham Young (6)	W 74-60
3/28/81		Final Four (Philadelphia, Pa.) - National Semifinal	North Carolina (2-West)	L 78-65
3/30/81		Final Four (Philadelphia, Pa.) - Third Place Game	LSU (1-Midwest)	W 78-74
3/14/82	1	Midwest (Indianapolis, Ind.) - 2nd Round	Tennessee (9)	W 54-51
3/18/82		Midwest (Birmingham, Ala.) - Regional Semifinal	UAB (4)	L 68-66
3/19/83	1	West (Boise, Idaho) - 2nd Round	Washington State (8)	W 54-49
3/24/83		West (Ogden, Utah) - Regional Semifinal	Boston College (4)	W 95-92
3/26/83		West (Ogden, Utah) - Regional Final	NC State (6)	L 63-62
3/16/84	7	East (East Rutherford, N.J.) - 1st Round	Iona (10)	W 58-57
3/18/84		East (East Rutherford, N.J.) - 2nd Round	Arkansas (2)	W 53-51 (ot)
3/22/84		East (Atlanta, Ga.) - Regional Semifinal	Syracuse (3)	W 63-55
3/24/84		East (Atlanta, Ga.) - Regional Final	Indiana (4)	W 50-48
3/31/84		Final Four (Seattle, Wash.) - National Semifinal	Houston (2-Midwest)	L 49-47 (ot)
3/13/86	5	East (Greensboro, N.C.) - 1st Round	DePaul (12)	L 72-68
3/12/87	5	West (Salt Lake City, Utah) - 1st Round	Wyoming (12)	L 64-60
3/16/89	5	Southeast (Nashville, Tenn.) - 1st Round	Providence (12)	W 100-97
3/18/89		Southeast (Nashville, Tenn.) - 2nd Round	Middle Tennessee (13)	W 104-88
3/23/89		Southeast (Lexington, Ky.) - Regional Semifinal	Oklahoma (1)	W 86-80
3/25/89		Southeast (Lexington, Ky.) - Regional Final	Michigan (3)	L 102-65
3/16/90	7	Southeast (Richmond, Va.) - 1st Round	Notre Dame (10)	W 75-67
3/18/90		Southeast (Richmond, Va.) - 2nd Round	Syracuse (2)	L 63-61
3/14/91	7	West (Salt Lake City, Utah) - 1st Round	Brigham Young (10)	L 61-48
3/19/93	6	East (Syracuse, N.Y.) - 1st Round	Manhattan (11)	W 78-66
3/21/93		East (Syracuse, N.Y.) - 2nd Round	Massachusetts (3)	W 71-56
3/26/93		East (East Rutherford, N.J.) - Regional Semifinal	Cincinnati (2)	L 71-54
3/18/94	7	West (Sacramento, Calif.) - 1st Round	New Mexico (10)	W 57-54
3/20/94		West (Sacramento, Calif.) - 2nd Round	Arizona (2)	L 71-58
3/16/95	4	Midwest (Dayton, Ohio) - 1st Round	Nicholls State (13)	W 96-72
3/18/95		Midwest (Dayton, Ohio) - 2nd Round	Miami (Ohio) (12)	W 60-54 (ot)
3/24/95		Midwest (Kansas City, Mo.) - Regional Semifinal	Kansas (1)	W 67-58
3/26/95		Midwest (Kansas City, Mo.) - Regional Final	Arkansas (2)	L 68-61
3/13/97	9	West (Salt Lake City, Utah) - 1st Round	Iowa (8)	L 73-60
3/16/01	5	South (Memphis, Tenn.) - 1st Round	Gonzaga (12)	L 86-85
3/16/07	4	South (Columbus, Ohio) - 1st Round	Albany (13)	W 84-57
3/18/07		South (Columbus, Ohio) - 2nd Round	Tennessee (5)	L 77-74
3/16/12	10	West (Omaha, Neb.) - 2nd Round	Florida (7)	L 71-45
3/21/14	1	East (Raleigh, N.C.) - 2nd Round	Coastal Carolina (16)	W 70-59
3/23/14		East (Raleigh, N.C.) - 3rd Round	Memphis (8)	W 78-60
3/28/14		East (New York, N.Y.) - Regional Semifinal	Michigan State (4)	L 61-59
3/20/15	2	East (Charlotte, N.C.) - 2nd Round	Belmont (15)	W 79-67
3/21/15		East (Charlotte, N.C.) - 3rd Round	Michigan State (7)	L 60-54
3/17/16	1	East (Raleigh, N.C.) - 1st Round	Hampton (16)	W 81-45
3/19/16		East (Raleigh, N.C.) - 2nd Round	Butler (9)	W 77-69

Total: 27-19

NCAA TOURNAMENT HISTORY

Virginia By Region

Region	Record (Pct.)	Rd.64	Rd.32	Reg. SF	Reg. Final	Final Four
East	12-4 (.750)	4-2	4-0	2-2	2-0	
Midwest	5-2 (.714)	2-0	2-1	1-0	0-1	
South	1-2 (.333)	1-1	0-1	0-0	0-0	
Southeast	4-2 (.667)	2-0	1-1	1-0	0-1	
West	3-6 (.333)	1-4	1-1	1-0	0-1	
Final Four	1-2 (.333)					1-2
Overall	27-19 (.600)	10-7	9-4	5-3	2-3	1-2

Virginia By Seed

Seed	Record (Pct.)	Seed	Record (Pct.)
1	11-4 (.733)	7	6-4 (.600)
2	1-1 (.500)	9	0-1 (.000)
4	4-2 (.667)	10	0-1 (.000)
5	3-4 (.429)	not seeded	0-1 (.000)
6	2-1 (.667)	Total	27-19 (.600)

VIRGINIA

ALL-TIME VS. IOWA STATE

Overall: 1-2

Home: 1-1 (0-1 John Paul Jones Arena)

Road: 0-1

Date	W/L	Result	Location
12-31-03	W	85-74	Charlottesville
12-6-04	L	81-79	Ames
12-30-10	L	60-47	Charlottesville

UVA PLAYERS IN THE NCAA TOURNAMENT

Player	G	Points	Rebounds	Assists
Malcolm Brogdon	7	15.0	3.9	3.3
Anthony Gill	7	14.0	5.4	1.3
London Perrantes	7	8.7	3.0	3.4
Marial Shayok	4	8.3	1.8	1.0
Mike Tobey	7	5.7	3.3	0.0
Evan Nolte	7	3.4	2.1	0.4
Jack Salt	1	3.0	0.0	0.0
Isaiah Wilkins	3	2.7	3.0	1.0
Darius Thompson*	5	2.4	1.2	1.4
Devon Hall	2	2.0	4.0	1.0
Caid Kirven	1	0.0	1.0	0.0
Jeff Jones	1	0.0	0.0	0.0
Jarred Reuter	1	0.0	0.0	0.0

* Denotes three games at Tennessee

UVA TOP-10 IN NCAA TOURNAMENT

Scoring

1.	Richard Morgan vs. Providence (1989)	33
	Richard Morgan vs. Middle Tennessee (1989)	33
3.	Bryant Stith vs. Syracuse (1990)	30
	Roger Mason, Jr. vs. Gonzaga (2001)	30
5.	Bryant Stith vs. Oklahoma (1989)	28
	John Crotty vs. Notre Dame (1990)	28
	Junior Burrough vs. Miami (Ohio) (1994)	28
	J.R. Reynolds vs. Albany (2007)	28
9.	Cory Alexander vs. Manhattan (1993)	27
10.	Bryant Stith vs. Middle Tennessee (1989)	26
	J.R. Reynolds vs. Tennessee (2007)	26

Rebounding

1.	Ralph Sampson vs. UAB (1982)	21
2.	Junior Burrough vs. Arkansas (1995)	16
3.	Craig Robinson vs. Boston College (1983)	15
4.	Kenton Edelin vs. Syracuse (1984)	14
	Brent Dabbs vs. Oklahoma (1989)	14
	Darion Atkins vs. Michigan State (2015)	14
7.	Jason Williford vs. Miami (Ohio) (1995)	13
8.	Ralph Sampson vs. Villanova (1981)	12
	Ralph Sampson vs. Brigham Young (1981)	12
	Ralph Sampson vs. Washington State (1983)	12
	Brent Dabbs vs. Michigan (1989)	12
	Junior Burrough vs. Miami (Ohio) (1995)	12
	Junior Burrough vs. Kansas (1995)	12

VIRGINIA HIGHS FOR 2015-16

Team

Points	87	vs. Long Beach State (11/20/15)
FG Made	34	2x, last vs. Lehigh (11/25/15)
FG Attempts	65	2x, last vs. Lehigh (11/25/15)
FG %	.628 (27-43)	vs. West Virginia (12/08/15)
3-PT FG Made	13	vs. Long Beach State (11/20/15)
3-PT FG Attempts	25	2x, last vs. Hampton (3/17/15)
3-PT FG Percentage	.667	2x, last vs. Villanova (12/19/15)
FT Made	26	vs. Villanova (12/19/15)
FT Attempts	30	2x, last vs. Louisville (03/05/16)
FT %	1.000 (3-3)	vs. North Carolina (03/12/16)
Rebounds	50	vs. Morgan State (11/13/15)
Assists	23	vs. Long Beach State (11/20/15)
Steals	15	vs. William & Mary (12/05/15)
Blocked Shots	8	vs. Virginia Tech (02/09/16)
Turnovers	19	vs. West Virginia (12/08/15)
Fouls	24	at George Washington (11/16/15)

Individual

Points	28	3x, Brogdon, last at Miami (02/22/16)
FG Made	12	Brogdon at Miami (02/22/16)
FG Attempts	22	Brogdon vs. North Carolina (03/12/16)
FG % (min 5 made)	.889 (8-9)	Gill vs Villanova (12/19/15)
3-PT FG Made	7	Perrantes at Virginia Tech (01/04/16)
3-PT FG Attempts	10	Brogdon at Ohio State (12/01/15)
3-Pt FG %	1.000 (5-5)	Brogdon vs. Boston College (02/03/16)
Free Throws Made	12	Brogdon vs. Villanova (12/19/15)
Free Throw Att.	12	Brogdon vs. Villanova (12/19/15)
FT %	1.000 (12-12)	Brogdon vs. Villanova (12/19/15)
Rebounds	20	Tobey vs. Louisville (03/05/16)
Assists	11	Perrantes vs. George Mason (11/22/15)
Steals	4	5x, last by Wilkins vs. Boston College (02/03/16)
Blocked Shots	4	2x, last by Gill at Miami (02/22/16)
Turnovers	5	2x, last by Perrantes vs. Louisville (03/05/16)
Fouls	5	8x, last by Shayok vs. Miami (03/11/16)

OPPONENT HIGHS FOR 2015-16

Team

Points	75	vs. Villanova (12/19/15)
FG Made	29	vs. North Carolina (02/27/16)
FG Attempts	59	vs. North Carolina (02/27/16)
FG %	.548 (23-42)	vs. Miami (03/11/16)
3-PT FG Made	13	vs. Syracuse (01/24/16)
3-PT FG Attempts	30	vs. Syracuse (01/24/16)
3-PT FG %	.533 (8-15)	at Georgia Tech (01/09/16)
FT Made	23	at George Washington (11/16/15)
FT Attempts	29	at Wake Forest (01/26/16)
FT %	1.000 (6-6)	vs. Clemson (01/19/16)
Rebounds	41	at Georgia Tech (01/09/16)
Assists	17	3x, last vs. North Carolina (02/27/16)
Steals	10	vs. West Virginia (12/08/15)
Blocked Shots	7	2x, last at Ohio State (12/01/15)
Turnovers	19	vs. William & Mary (12/05/15)
Fouls	27	vs. Louisville (03/05/16)

Individual

Points	31	Blossomgame, Clemson (03/01/16)
FG Made	10	3x, last by Blossomgame, Clemson (03/01/16)
FG Attempts	22	2x, last by Ingram, Duke (02/13/16)
FG % (min 5 made)	.875 (7-8)	Garino, George Washington (11/16/15)
3-PT FG Made	6	Richardson, Syracuse (01/24/16)
3-PT FG Attempts	11	Jenkins, Villanova (12/19/15)
3-PT FG Pct (min 4 made)	1.000 (4-4)	2x, last by Chrabascz, Butler (03/19/16)
FT Made	9	Newton, Miami (03/11/16)
FT Attempts	11	3x, last by Newton, Miami (03/11/16)
FT %	1.000 (8-8)	Cavanaugh, George Washington
Rebounds	12	Rabb, California (12/22/15)
Assists	9	Arcidiacono, Villanova (12/19/15)
Steals	4	Gbinije, Syracuse (01/24/16)
Blocked Shots	4	2x, last by Anya, NC State (02/15/16)
Turnovers	6	Prewitt, William & Mary (12/05/15)
Fouls	5	8x, last by McClellan, Miami (03/11/16)

VIRGINIA LOWS FOR 2015-16

Team

Points	57	vs. North Carolina (03/12/16)
FG Made	17	vs. Boston College (02/03/16)
FG Attempts	39	Louisville (03/05/16)
FG %	.365 (23-63)	vs. North Carolina (03/12/16)
3-PT FG Made	2	5x, last vs. Butler (03/19/16)
3-PT FG Attempts	7	2x, last vs. Clemson (01/19/16)
3-PT FG %	.182 (2-11)	2x, last at Duke (02/13/16)
FT Made	3	vs. North Carolina (03/12/16)
FT Attempts	3	vs. North Carolina (03/12/16)
FT %	.583 (7-12)	at Pitt (02/06/16)
Rebounds	25	3x, last vs. North Carolina (03/12/16)
Assists	10	5x, last vs. North Carolina (03/12/16)
Steals	1	vs. Miami (01/12/16)
Blocked Shots	1	8x, last at Clemson (03/01/16)
Turnovers	5	vs. Hampton (03/17/16)
Fouls	9	vs. Lehigh (11/25/15)

Team

Points	45	vs. Hampton (03/17/16)
FG Made	13	Boston College (02/03/16)
FG Attempts	42	2x, last, Miami (03/11/16)
FG %	.265 (13-49)	Boston College (02/03/16)
3-PT FG Made	2	2x, last at Pitt (02/06/16)
3-PT FG Attempts	11	Louisville (01/30/16)
3-PT FG %	.143 (2-14)	West Virginia (12/08/15)
FT Made	5	Notre Dame (01/02/16)
FT Attempts	6	Clemson (01/19/16)
FT %	.538 (7-13)	North Carolina (02/27/16)
Rebounds	19	Villanova (12/19/15)
Assists	5	2x, last NC State (02/15/16)
Steals	1	Hampton (03/17/16)
Blocked Shots	0	3x, last Hampton (02/09/16)
Turnovers	4	vs. Butler (03/19/16)
Fouls	7	at Miami (02/22/16)



Official Basketball Box Score -- Game Totals -- Final Statistics
Morgan State vs Virginia
 11/13/15 7:00 pm at Charlottesville, Va. (JPJ)



Morgan State 48 • 0-1

#	Player		Total		3-Ptr	Rebounds			PF	TP	A	TO	Blk	Stl	Min	
			FG-FGA	FG-FGA	FT-FTA	Off	Def	Tot								
21	THOMAS, Kyle	f	5-11	3-8	1-2	1	1	2	4	14	0	2	0	1	25	
22	CARR, Phillip	f	4-9	0-2	0-0	0	2	2	2	8	0	1	1	2	29	
05	HORNE, Andre	g	2-6	1-4	2-2	0	5	5	3	7	1	2	0	2	27	
10	GILLESPIE, Antonio	g	1-7	0-4	0-1	1	2	3	2	2	2	0	0	0	34	
12	REDMOND, Jamar	g	2-4	1-3	2-4	1	1	2	4	7	0	1	0	0	22	
11	VAUGHAN, Clive		0-2	0-2	0-0	0	0	0	0	0	0	2	0	0	7	
13	STREETER, Tyler		1-3	0-2	2-2	2	0	2	2	4	0	1	0	2	23	
32	CAMERON, Martez		2-8	2-2	0-0	0	3	3	3	6	7	2	0	0	33	
Team						0	2	2				1				
Totals				17-50	7-27	7-11	5	16	21	20	48	10	12	1	7	200

FG % 1st Half: 10-27 37.0% 2nd half: 7-23 30.4% Game: 17-50 34.0% Deadball Rebounds 4
 3FG % 1st Half: 3-13 23.1% 2nd half: 4-14 28.6% Game: 7-27 25.9%
 FT % 1st Half: 0-0 0.0% 2nd half: 7-11 63.6% Game: 7-11 63.6%

Virginia 86 • 1-0

#	Player		Total		3-Ptr		Rebounds			PF	TP	A	TO	Blk	Stl	Min
			FG-FGA	FG-FGA	FT-FTA	Off	Def	Tot								
13	Anthony Gill	f	3-6	0-0	6-8	4	3	7	1	12	1	0	1	0	21	
10	Mike Tobey	c	7-8	0-0	1-4	5	3	8	0	15	0	1	1	0	19	
15	Malcolm Brogdon		2-7	0-4	1-2	0	4	4	3	5	1	1	0	0	21	
32	London Perrantes		2-5	2-3	0-0	0	3	3	0	6	1	1	1	1	21	
51	Darius Thompson	g	4-6	1-2	3-3	1	5	6	1	12	4	0	0	3	23	
00	Devon Hall		5-8	1-3	2-2	1	0	1	2	13	4	0	0	0	22	
02	Justice Bartley		0-1	0-0	0-0	1	1	2	0	0	0	2	0	0	3	
04	Marial Shayok		0-4	0-2	0-0	1	3	4	2	0	2	1	0	0	17	
11	Evan Nolte		1-5	1-3	0-0	0	1	1	1	3	0	0	0	0	12	
21	Isaiah Wilkins		2-4	0-0	3-5	3	1	4	2	7	1	1	0	0	16	
24	Caid Kirven		0-0	0-0	0-0	0	0	0	0	0	0	0	0	0	3	
31	Jarred Reuter		4-7	0-0	0-0	3	3	6	1	8	1	0	0	0	10	
33	Jack Salt		2-3	0-0	1-2	3	0	3	2	5	0	1	0	0	8	
34	Jeff Jones		0-1	0-1	0-0	0	0	0	2	0	1	0	0	0	4	
	Team					1	0	1								
Totals			32-65	5-18	17-26	23	27	50	17	86	16	8	3	4	200	

FG % 1st Half: 12-35 34.3% 2nd half: 20-30 66.7% Game: 32-65 49.2% Deadball Rebounds 3,1
 3FG % 1st Half: 2-12 16.7% 2nd half: 3-6 50.0% Game: 5-18 27.8%
 FT % 1st Half: 14-18 77.8% 2nd half: 3-8 37.5% Game: 17-26 65.4%

Officials: Tim Nestor (R), Bill McCarthy, Hans Desir
 Technical fouls: Morgan State-None. Virginia-None.
 Attendance: 14034

Score by periods	1st	2nd	Total
Morgan State	23	25	48
Virginia	40	46	86

Last FG - MSUM 2nd-01:28, VA 2nd-01:12.
 Largest lead - MSUM by 3 1st-18:43, VA by 43 2nd-06:44.
 MSUM led for 01:00. VA led for 37:06. Game was tied for 01:46.

Official Basketball Box Score -- Game Totals -- Final Statistics
Virginia vs Bradley
 11/19/15 9:30 PM at Charleston, S.C. (TD Arena)

Virginia 82 • 2-1

#	Player		Total		3-Ptr		Rebounds			PF	TP	A	TO	Blk	Stl	Min
			FG-FGA	FG-FGA	FT-FTA	Off	Def	Tot								
13	Anthony Gill	f	6-8	0-0	4-4	2	5	7	1	16	0	0	0	2	23	
10	Mike Tobey	c	2-3	0-0	1-1	1	2	3	4	5	2	1	0	0	13	
04	Marial Shayok	g	4-5	2-2	0-0	0	6	6	2	10	2	0	0	0	26	
15	Malcolm Brogdon	g	5-13	2-6	1-2	0	4	4	1	13	1	0	1	0	27	
32	London Perrantes	g	4-7	2-3	2-2	0	1	1	1	12	8	2	1	2	28	
00	Devon Hall		0-2	0-1	2-2	0	2	2	0	2	3	0	0	2	16	
11	Evan Nolte		0-2	0-2	2-2	0	0	0	0	2	0	1	0	0	11	
21	Isaiah Wilkins		2-2	0-0	2-2	0	2	2	1	6	0	0	0	0	16	
24	Caid Kirven		0-1	0-1	0-0	0	0	0	1	0	0	1	0	0	2	
31	Jarred Reuter		2-3	0-0	0-0	0	2	2	2	4	2	2	0	0	11	
33	Jack Salt		3-4	0-0	0-0	3	1	4	3	6	0	0	0	0	11	
34	Jeff Jones		0-0	0-0	0-0	0	0	0	1	0	0	1	0	0	2	
51	Darius Thompson		2-3	0-0	2-2	1	1	2	3	6	1	1	0	0	14	
Team						1	1	2								
Totals				30-53	6-15	16-17	8	27	35	20	82	19	9	2	6	200

FG % 1st Half: 11-24 45.8% 2nd half: 19-29 65.5% Game: 30-53 56.6% Deadball Rebounds 1
 3FG % 1st Half: 3-7 42.9% 2nd half: 3-8 37.5% Game: 6-15 40.0%
 FT % 1st Half: 12-13 92.3% 2nd half: 4-4 100.0% Game: 16-17 94.1%

Bradley 57 • 1-2

#	Player		Total		3-Ptr		Rebounds			PF	TP	A	TO	Blk	Stl	Min
			FG-FGA	FG-FGA	FT-FTA	Off	Def	Tot								
01	Thomas, Donte	f	2-7	0-2	1-2	1	1	2	1	5	1	1	0	0	20	
13	van Bree, Luuk	f	6-11	4-6	0-0	2	1	3	1	16	0	2	0	0	30	
30	Barker, Callum	f	2-4	0-1	2-6	1	0	1	3	6	0	2	0	0	18	
22	Suggs, Ronnie	g	2-5	1-2	0-0	0	3	3	1	5	1	0	0	0	27	
23	Lautier-Ogunleye, D.	g	4-8	0-1	0-1	0	3	3	1	8	1	2	0	0	28	
00	Bell, Ka'Darryl		0-2	0-0	7-8	0	2	2	0	7	2	2	0	2	26	
04	Okafor, Joel		0-4	0-1	3-4	1	1	2	1	3	2	1	1	0	17	
05	Cooper, Davante		1-2	0-0	2-3	0	1	1	3	4	0	0	0	0	13	
14	Hanley, Peter		1-1	1-1	0-0	0	0	0	0	3	0	1	0	0	10	
24	James, Scottie		0-2	0-1	0-0	0	1	1	4	0	0	1	0	0	11	
	Team					1	2	3				1				
	Totals		18-46	6-15	15-24	6	15	21	15	57	7	13	1	2	200	

FG % 1st Half: 10-24 41.7% 2nd half: 8-22 36.4% Game: 18-46 39.1% Deadball Rebounds 4
 3FG % 1st Half: 4-9 44.4% 2nd half: 2-6 33.3% Game: 6-15 40.0%
 FT % 1st Half: 1-4 25.0% 2nd half: 14-20 70.0% Game: 15-24 62.5%

Officials: John Gafney, Tom O'Neill, John Hampton
 Technical fouls: Virginia-None. Bradley-None.
 Attendance: 3437

Score by periods	1st	2nd	Total
Virginia	37	45	82
Bradley	25	32	57

Last FG - VA 2nd-01:38, BRAD 2nd-03:58.
 Largest lead - VA by 31 2nd-01:38, BRAD by 3 1st-07:38.
 VA led for 36:36. BRAD led for 01:37. Game was tied for 01:47.



Official Basketball Box Score -- Game Totals -- Final Statistics
Virginia vs GW
 11/16/15 7:30 p.m. at Washington, DC (Charles E. Smith Center)



Virginia 68 • (1-1)

#	Player		Total	3-Ptr	Rebounds							Min			
			FG-FGA	FG-FGA	FT-FTA	Off	Def	Tot	PF	TP	A		TO	Blk	Stl
13	Anthony Gill	f	4-8	0-0	3-4	2	3	5	4	11	0	1	0	1	23
10	Mike Tobey	c	4-8	1-1	1-2	1	6	7	2	10	1	0	0	0	30
15	Malcolm Brogdon	g	9-18	1-5	9-10	1	7	8	2	28	4	1	0	2	38
32	London Perrantes	g	2-8	1-4	0-0	1	1	2	1	5	2	3	0	2	33
51	Darius Thompson	g	2-6	1-4	0-0	1	1	2	5	5	1	1	0	1	23
00	Devon Hall		1-6	0-3	0-0	0	0	0	1	2	2	0	0	0	19
04	Marial Shayok		1-3	0-1	0-0	0	1	1	1	2	0	0	0	0	9
11	Evan Nolte		2-3	1-2	0-0	0	0	0	4	5	0	0	0	0	7
21	Isaiah Wilkins		0-1	0-0	0-0	2	1	3	1	0	1	2	1	0	14
33	Jack Salt		0-1	0-0	0-0	1	0	1	3	0	0	0	1	0	4
Team						0	4	4							
Totals			25-62	5-20	13-16	9	24	33	24	68	11	8	2	6	200

FG % 1st Half: 14-35 40.0% 2nd half: 11-27 40.7% Game: 25-62 40.3% Deadball Rebounds 1
 3FG % 1st Half: 1-9 11.1% 2nd half: 4-11 36.4% Game: 5-20 25.0%
 FT % 1st Half: 3-4 75.0% 2nd half: 10-12 83.3% Game: 13-16 81.3%

GW 73 • (2-0)

#	Player		Total		3-Ptr	Rebounds			PF	TP	A	TO	Blk	Stl	Min
			FG-FGA	FG-FGA	FT-FTA	Off	Def	Tot							
12	WATANABE, Yuta	f	1-7	0-5	3-6	0	7	7	2	5	0	1	2	0	33
21	LARSEN, Kevin	f	2-6	0-1	5-6	1	6	7	1	9	5	2	0	0	36
34	CAVANAUGH, Tyler	f	5-10	0-1	8-8	3	2	5	4	18	0	4	0	1	20
13	GARINO, Patricio	g	7-8	1-1	3-3	2	3	5	3	18	2	1	0	1	30
22	McDONALD, Joe	g	3-7	2-2	2-2	1	6	7	2	10	0	3	0	1	33
01	MITOLA, Alex		1-3	1-3	0-0	0	1	1	2	3	0	0	0	0	12
03	JORGENSEN, Paul		4-8	0-0	2-3	0	2	2	1	10	1	0	0	0	24
04	SWAN, Anthony		0-0	0-0	0-0	0	0	0	0	0	0	0	0	0	0+
10	ROLAND, Jordan		0-1	0-1	0-0	0	0	0	1	0	0	0	0	0	5
34	HART, Matt		0-1	0-1	0-0	0	0	0	2	0	1	0	0	0	6
45	CIMINO, Matt		0-0	0-0	0-0	0	0	0	0	0	0	0	0	0	1
	Team					0	3	3							
Totals			23-51	4-15	23-28	7	30	37	18	73	9	11	2	3	200

Official Basketball Box Score -- Game Totals -- Final Statistics
George Mason vs Virginia
11/22/15 9:30 PM at TD Arena

George Mason 66 • 2-3

#	Player	Total		3-Ptr		Rebounds			PF	TP	A	TO	Blk	Stl	Min
		FG-FGA	FG-FGA	FT-FTA	FT-FTA	Off	Def	Tot							
10	GUJANICIC, Marko	f	4-10	2-6	0-0	1	4	5	4	10	0	1	1	1	24
14	THOMPSON, Shevon	c	3-5	0-0	5-8	5	3	8	4	11	0	3	3	0	26
04	LIVINGSTON, Otis	g	2-7	1-3	6-7	0	0	0	1	11	3	1	0	2	34
05	GRAY, Jaire	g	7-11	2-4	0-0	2	0	2	0	16	0	1	0	0	34
22	MOORE, Marquise	g	4-10	0-0	2-5	0	3	3	4	10	6	1	3	0	32
01	ABRAM, DeAndre		1-3	1-2	0-0	0	1	1	0	3	0	0	0	0	14
02	MURRELL, Kameron		0-1	0-1	0-0	0	0	0	0	0	0	0	0	0	6
12	TATE, Myles		0-1	0-1	0-0	0	0	0	0	0	1	0	0	0	3
15	DIXON, Danny		0-0	0-0	1-2	1	1	2	1	1	0	0	0	0	10
30	RUDY, Michael		0-0	0-0	0-0	0	2	2	0	0	0	0	0	0	3
31	JENKINS, Jalen		2-4	0-0	0-0	0	3	3	4	4	1	2	0	0	14
	Team					0	3	3			1				
	Totals		23-52	6-17	14-22	9	20	29	18	66	11	10	7	3	200
FG % 1st Half: 15-28		53.6%	2nd half: 8-24		33.3%	Game: 23-52		44.2%	Deadball						
3FG % 1st Half: 4-7		57.1%	2nd half: 2-10		20.0%	Game: 6-17		35.3%	Rebounds						
FT % 1st Half: 5-7		71.4%	2nd half: 9-15		60.0%	Game: 14-22		63.6%	3						

Virginia 83 • 4-1

#	Player	Total		3-Ptr		Rebounds			PF	TP	A	TO	Blk	Stl	Min
		FG-FGA	FG-FGA	FT-FTA	FT-FTA	Off	Def	Tot							
13	Anthony Gill	f	5-9	0-0	5-6	2	3	5	2	15	0	0	0	0	26
33	Jack Salt	c	2-4	0-0	0-0	0	1	1	3	4	0	1	2	1	18
04	Marial Shayok	g	2-3	0-0	0-0	0	0	0	3	4	1	0	1	0	13
15	Malcolm Brogdon	g	9-16	2-4	1-2	0	3	3	1	21	3	2	0	1	33
32	London Perrantes	g	5-6	3-4	3-4	1	3	4	3	16	11	1	0	1	33
00	Devon Hall		1-2	1-1	0-0	0	2	2	0	3	1	1	0	0	19
10	Mike Tobey		6-11	0-0	2-3	2	6	8	3	14	0	0	0	0	19
11	Evan Nolte		0-1	0-0	0-0	0	1	1	0	0	0	0	0	0	2
21	Isaiah Wilkins		1-2	0-0	0-0	1	2	3	1	2	1	0	0	0	14
31	Jarred Reuter		0-1	0-0	0-0	0	0	0	1	0	0	0	0	0	3
51	Darius Thompson		1-1	0-0	2-2	0	2	2	2	4	0	1	1	1	20
	Team					1	1	2							
	Totals		32-56	6-9	13-17	7	24	31	19	83	17	6	4	4	200
FG % 1st Half: 18-30		60.0%	2nd half: 14-26		53.8%	Game: 32-56		57.1%	Deadball						
3FG % 1st Half: 4-7		57.1%	2nd half: 2-2		100.0%	Game: 6-9		66.7%	Rebounds						
FT % 1st Half: 7-8		87.5%	2nd half: 6-9		66.7%	Game: 13-17		76.5%	1,1						

Officials: John Higgins, Ray Natili, Jeff Clark
 Technical fouls: George Mason-TEAM. Virginia-None.
 Attendance: 2820
 Gildan Charleston Classic Championship Game

Score by periods	1st	2nd	Total
George Mason	39	27	66
Virginia	47	36	83

Last FG - MASON 2nd-01:41, VA 2nd-03:08.
 Largest lead - MASON by 2 1st-18:56, VA by 23 2nd-03:08.
 MASON led for 01:11. VA led for 37:22. Game was tied for 01:24.



Official Basketball Box Score -- Game Totals -- Final Statistics
Virginia vs Ohio State
12/01/15 7:30 pm at Columbus, Ohio (Value City Arena)



Virginia 64 • 6-1

#	Player	Total		3-Ptr		Rebounds			PF	TP	A	TO	Blk	Stl	Min
		FG-FGA	FG-FGA	FT-FTA	FT-FTA	Off	Def	Tot							
13	Anthony Gill	f	3-8	0-0	4-6	3	5	8	2	10	0	1	0	0	27
33	Jack Salt	c	1-3	0-0	0-0	1	0	1	0	2	0	1	0	0	9
04	Marial Shayok	g	1-5	0-1	0-1	1	0	1	1	2	2	0	0	1	23
15	Malcolm Brogdon	g	7-16	6-10	2-2	0	6	6	3	22	2	1	0	0	34
51	Darius Thompson	g	5-8	2-3	0-0	0	2	2	1	12	6	2	0	0	36
00	Devon Hall		2-5	0-1	0-0	0	3	3	3	4	0	0	0	0	24
10	Mike Tobey		2-3	0-0	2-2	0	1	1	1	6	0	1	0	0	18
11	Evan Nolte		0-1	0-1	0-0	1	0	1	0	0	1	1	0	0	4
21	Isaiah Wilkins		2-3	0-0	2-2	2	3	5	2	6	0	0	1	1	25
	Team					2	1	3			1				
	Totals		23-52	8-16	10-13	10	21	31	13	64	11	8	1	2	200
FG % 1st Half: 10-27		37.0%	2nd half: 13-25		52.0%	Game: 23-52		44.2%	Deadball						
3FG % 1st Half: 4-9		44.4%	2nd half: 4-7		57.1%	Game: 8-16		50.0%	Rebounds						
FT % 1st Half: 2-3		66.7%	2nd half: 8-10		80.0%	Game: 10-13		76.9%	0						

Ohio State 58 • 2-4

#	Player	Total		3-Ptr		Rebounds			PF	TP	A	TO	Blk	Stl	Min
		FG-FGA	FG-FGA	FT-FTA	FT-FTA	Off	Def	Tot							
01	Tate, Jae'Sean	f	5-9	1-2	1-2	2	6	8	4	12	2	1	0	1	35
02	Loving, Marc	f	7-11	3-6	2-3	0	5	5	1	19	2	3	1	0	36
33	Bates-Diop, Keita	f	4-8	3-6	4-4	0	2	2	4	15	1	2	0	0	33
04	Giddens, Daniel	c	1-2	0-0	0-2	0	1	1	2	2	1	2	4	0	25
13	Lyle, JaQuan	g	1-7	1-6	0-0	0	1	1	2	3	4	2	2	1	36
03	Grandstaff, Austin		0-1	0-1	0-0	0	0	0	0	0	0	1	0	0	12
12	Harris, A.J.		1-1	0-0	0-0	0	1	1	0	2	0	0	0	1	4
15	Williams, Kam		0-0	0-0	0-0	0	0	0	0	0	0	0	0	0	4
32	Thompson, Trevor		2-3	0-0	1-1	1	4	5	0	5	0	1	0	0	15
	Team					0	2	2			1				
	Totals		21-42	8-21	8-12	3	22	25	13	58	10	13	7	3	200
FG % 1st Half: 9-21		42.9%	2nd half: 12-21		57.1%	Game: 21-42		50.0%	Deadball						
3FG % 1st Half: 2-7		28.6%	2nd half: 6-14		42.9%	Game: 8-21		38.1%	Rebounds						
FT % 1st Half: 4-7		57.1%	2nd half: 4-5		80.0%	Game: 8-12		66.7%	1						

Officials: Terry Wymer, Lamont Simpson, Gene Steratore
 Technical fouls: Virginia-None. Ohio State-None.
 Attendance: 12445

Score by periods	1st	2nd	Total
Virginia	26	38	64
Ohio State	24	34	58

Last FG - VA 2nd-01:56, OSU 2nd-00:27.
 Largest lead - VA by 9 1st-02:39, OSU by 3 1st-15:45.
 VA led for 34:37. OSU led for 02:50. Game was tied for 02:33.

Score tied - 2 times.
 Lead changed - 10 times.



Official Basketball Box Score -- Game Totals -- Final Statistics
Lehigh vs Virginia
11/25/15 7:00 p.m. at Charlottesville, Va. (JPJ)



Lehigh 54 • 0-5

#	Player	Total		3-Ptr		Rebounds			PF	TP	A	TO	Blk	Stl	Min
		FG-FGA	FG-FGA	FT-FTA	FT-FTA	Off	Def	Tot							
31	Jesse Chuku	f	2-8	1-6	0-0	2	5	7	1	5	0	1	1	0	25
32	Tim Kempton	c	5-13	0-1	4-4	3	2	5	3	14	2	0	0	0	31
01	Kahron Ross	g	4-6	1-2	2-2	0	0	0	1	11	4	3	0	1	33
04	Devon Carter	g	0-2	0-1	0-0	2	0	2	1	0	1	2	0	1	22
05	Austin Price	g	2-8	2-7	0-0	0	3	3	4	6	2	3	0	1	32
10	Kyle Leufroy		5-7	4-5	0-2	0	6	6	4	14	0	4	0	0	25
11	Tyler Jenkins		1-2	0-0	0-0	0	0	0	2	2	0	1	0	0	6
15	Jay Jay Davis		0-0	0-0	0-0	0	0	0	0	0	0	0	0	0	2
20	John Ross Glover		0-1	0-1	0-0	0	1	1	0	0	0	0	0	0	7
40	Justin Goldsborough		1-3	0-0	0-0	2	1	3	3	2	1	3	1	0	17
	Team					0	2	2							

Official Basketball Box Score -- Game Totals -- Final Statistics
WEST VIRGINIA vs VIRGINIA
12/8/15 7pm at Madison Square Garden, New York, NY

WEST VIRGINIA 54 • 7-1

#	Player	Total		3-Ptr		Rebounds			PF	TP	A	TO	Blk	Stl	Min
		FG-FGA	FG-FGA	FT-FTA	FT-FTA	Off	Def	Tot							
01	HOLTON, JONATHAN	f	3-6	1-3	1-2	2	2	4	2	8	4	1	0	1	27
23	AHMAD, ESA	f	2-4	0-0	0-1	2	2	4	1	4	1	2	0	0	21
41	WILLIAMS, DEVIN	c	3-6	0-0	4-4	1	2	3	5	10	2	5	0	1	25
02	CARTER, JEVON	g	1-9	0-2	2-3	2	3	5	2	4	1	1	0	2	23
04	MILES JR., DAXTER	g	1-8	0-5	2-4	1	1	2	4	4	0	1	0	1	31
05	PAIGE, JAYSEAN	g	7-11	1-4	1-2	3	0	3	4	16	0	3	1	2	18
11	ADRIAN, NATHAN	g	1-1	0-0	0-0	1	0	1	1	2	1	0	0	0	13
12	PHILLIP, TARIK	g	2-4	0-0	1-1	0	0	0	4	5	1	1	0	3	27
20	WATKINS, BRANDON	g	0-0	0-0	0-0	0	0	0	1	0	0	0	0	0	3
45	MACON, ELIJAH	g	0-1	0-0	1-4	1	1	2	0	1	0	4	0	0	12
Team						0	0	0							
Totals			20-50	2-14	12-21	13	11	24	24	54	10	18	1	10	200
FG % 1st Half: 14-30		46.7%	2nd half: 6-20		30.0%	Game: 20-50		40.0%	Deadball						
3FG % 1st Half: 2-7		28.6%	2nd half: 0-7		0.0%	Game: 2-14		14.3%	Rebounds						
FT % 1st Half: 6-11		54.5%	2nd half: 6-10		60.0%	Game: 12-21		57.1%	3						

VIRGINIA 70 • 8-1

#	Player	Total		3-Ptr		Rebounds			PF	TP	A	TO	Blk	Stl	Min
		FG-FGA	FG-FGA	FT-FTA	FT-FTA	Off	Def	Tot							
13	GILL, ANTHONY	f	9-11	0-0	2-4	3	9	12	2	20	1	2	0	1	36
33	SALT, JACK	c	1-2	0-0	0-0	1	0	1	1	2	0	1	0	0	7
15	BROGDON, MALCOLM	g	5-10	0-3	4-4	0	3	3	4	14	2	2	0	0	32
32	PERRANTES, LONDON	g	5-6	3-3	0-0	0	3	3	3	13	4	5	0	1	30
51	THOMPSON, DARIUS	g	4-7	0-1	2-2	1	1	2	3	10	2	4	0	0	28
00	HALL, DEVON	g	1-2	0-0	2-4	0	0	0	1	4	2	1	0	0	22
04	SHAYOK, MARIAL	g	0-1	0-1	0-0	1	0	1	1	0	0	3	0	0	5
10	TOBEY, MIKE	g	0-0	0-0	0-0	0	0	0	4	0	0	0	1	0	6
11	NOLTE, EVAN	g	0-1	0-0	1-2	0	1	1	2	1	1	0	0	0	8
21	WILKINS, ISAIAH	g	2-3	0-0	2-4	0	3	3	0	6	1	0	0	4	21
31	REUTER, JARRED	g	0-0	0-0	0-0	0	0	0	1	0	0	0	0	0	5
Team						0	3	3							
Totals			27-43	3-8	13-20	6	23	29	22	70	13	19	1	6	200
FG % 1st Half: 13-24		54.2%	2nd half: 14-19		73.7%	Game: 27-43		62.8%	Deadball						
3FG % 1st Half: 0-3		0.0%	2nd half: 3-5		60.0%	Game: 3-8		37.5%	Rebounds						
FT % 1st Half: 4-6		66.7%	2nd half: 9-14		64.3%	Game: 13-20		65.0%	6						

Officials: Mike Stephens, Ron Grover, Jeff Anderson
 Technical fouls: WEST VIRGINIA-None. VIRGINIA-None.
 Attendance: 14593
 2015 Jimmy V Classic

Score by periods	1st	2nd	Total					
WEST VIRGINIA	36	18	54	Points	In	Off	2nd	Fast
VIRGINIA	30	40	70	WVU	Paint	Chance	Break	Bench
				VA	44	19	14	24

Last FG - WVU 2nd-03:22, VA 2nd-00:26.
 Largest lead - WVU by 12 1st-04:59, VA by 16 2nd-00:26.
 WVU led for 23:17. VA led for 14:16. Game was tied for 02:14.

Score tied - 3 times.
 Lead changed - 2 times.

Official Basketball Box Score -- Game Totals -- Final Statistics
California vs Virginia
12/22/15 9 p.m. at Charlottesville, Va. (JPJ)

California 62 • 9-3

#	Player	Total		3-Ptr		Rebounds			PF	TP	A	TO	Blk	Stl	Min
		FG-FGA	FG-FGA	FT-FTA	FT-FTA	Off	Def	Tot							
00	Jaylen Brown	f	5-11	0-3	8-9	0	6	6	3	18	1	4	0	0	31
01	Ivan Rabb	f	4-6	0-0	1-1	5	7	12	2	9	2	4	0	0	42
44	Kameron Rooks	c	0-0	0-0	0-0	1	2	3	3	0	1	0	0	0	23
23	Tyrone Wallace	g	4-13	1-3	1-1	0	2	2	2	10	0	2	1	2	38
04	Jordan Mathews	g	6-13	4-8	0-0	0	2	2	2	16	1	2	0	1	31
02	Sam Singer	g	2-3	0-0	0-0	0	2	2	0	4	2	1	0	0	17
22	Kingsley Okoroh	g	0-0	0-0	0-2	0	1	1	5	0	0	0	1	0	15
23	Jabari Bird	g	2-6	1-3	0-0	1	2	3	0	5	1	0	0	0	19
31	Stephen Domingo	g	0-0	0-0	0-0	0	0	0	1	0	2	0	0	0	9
Team						2	3	5							
Totals			23-52	6-17	10-13	9	27	36	18	62	10	13	2	3	225
FG % 1st Half: 11-25		44.0%	2nd half: 9-21		42.9%	OT: 3-6		50.0%	Game: 23-52		44.2%		Deadball		
3FG % 1st Half: 4-10		40.0%	2nd half: 2-7		28.6%	OT: 0-0		0.0%	Game: 6-17		35.3%		Rebounds		
FT % 1st Half: 1-1		100.0%	2nd half: 5-7		71.4%	OT: 4-5		80.0%	Game: 10-13		76.9%		1		

Virginia 63 • 10-1

#	Player	Total		3-Ptr		Rebounds			PF	TP	A	TO	Blk	Stl	Min
		FG-FGA	FG-FGA	FT-FTA	FT-FTA	Off	Def	Tot							
13	Anthony Gill	f	5-14	0-0	7-7	3	3	6	2	17	1	3	1	0	38
21	Isaiah Wilkins	f	2-4	0-0	1-2	1	6	7	3	5	1	0	0	1	30
15	Malcolm Brogdon	g	3-12	3-5	1-2	1	3	4	2	10	3	1	0	2	39
32	London Perrantes	g	4-9	2-3	0-0	0	3	3	0	10	6	0	0	1	42
51	Darius Thompson	g	2-4	1-2	0-0	0	0	0	2	5	2	1	0	1	29
00	Devon Hall	g	1-4	1-1	0-0	0	1	1	2	3	1	1	0	0	19
04	Marial Shayok	g	0-1	0-1	0-0	0	1	1	0	0	0	0	0	0	5
10	Mike Tobey	g	1-2	0-0	0-0	0	0	0	1	2	0	1	0	0	7
31	Jarred Reuter	g	3-4	0-0	5-6	1	1	2	2	11	0	0	0	0	16
Team						2	4	6							
Totals			21-54	7-12	14-17	8	22	30	14	63	14	7	1	5	225
FG % 1st Half: 4-22		18.2%	2nd half: 13-24		54.2%	OT: 4-8		50.0%	Game: 21-54		38.9%		Deadball		
3FG % 1st Half: 2-6		33.3%	2nd half: 3-3		100.0%	OT: 2-3		66.7%	Game: 7-12		58.3%		Rebounds		
FT % 1st Half: 10-12		83.3%	2nd half: 3-3		100.0%	OT: 1-2		50.0%	Game: 14-17		82.4%		1		

Officials: Roger Ayers, Bill Covington Jr., Brian Dorsey
 Technical fouls: California-None. Virginia-None.
 Attendance: 13265
 Cal: Okoroh fouled out at 3:25 (OT)

Score by periods	1st	2nd	OT	Total					
California	27	25	10	62	Points	In	Off	2nd	Fast
Virginia	20	32	11	63	CAL	26	13	5	4
					VA	28	13	12	4

Last FG - CAL OT-02:23, VA OT-00:12.
 Largest lead - CAL by 11 2nd-13:47, VA by 2 2nd-01:02.
 CAL led for 39:39. VA led for 00:32. Game was tied for 04:49.

Score tied - 2 times.
 Lead changed - 3 times.



Official Basketball Box Score -- Game Totals -- Final Statistics
Villanova vs Virginia
12/19/15 12:00 p.m. at Charlottesville, Va. (JPJ)



Villanova 75 • 8-2

#	Player		Total		3-Ptr		Rebounds					PF	TP	A	TO	Blk	Stl	Min
			FG-FA	FG-FGA	FT-FTA	Off	Def	Tot										
02	Kris Jenkins	f	5-13	5-11	8-9	3	0	3	3	23	2	1	0	1			32	
01	Jalen Brunson	g	3-6	2-3	0-1	0	2	2	2	8	0	2	0	1			24	
03	Josh Hart	g	4-7	2-3	2-3	3	0	3	5	12	1	3	0	1			31	
15	Ryan Arcidiacono	g	4-10	0-4	0-0	0	0	0	3	8	9	0	0	1			34	
23	Daniel Ochefu	g	6-8	0-0	1-2	2	3	5	5	13	2	3	1	0			32	
05	Phil Booth		1-3	0-1	2-2	1	1	2	2	4	2	0	0	2			18	
25	Mikal Bridges		3-6	1-4	0-0	1	3	4	3	7	1	1	0	0			22	
45	Darryl Reynolds		0-0	0-0	0-0	0	0	0	1	0	0	0	0	0			7	
Team						0	0	0										
Totals			26-53	10-26	13-17	10	9	19	24	75	17	10	1	6			200	
FG % 1st Half: 12-21 57.1% 2nd half: 14-32 43.8% Game: 26-53 49.1% Deadball																		
3FG % 1st Half: 4-10 40.0% 2nd half: 6-16 37.5% Game: 10-26 38.5% Rebounds																		
FT % 1st Half: 1-3 33.3% 2nd half: 12-14 85.7% Game: 13-17 76.5% 2																		



Official Basketball Box Score -- Game Totals -- Final Statistics
Notre Dame vs Virginia
 01/02/16 5:00 p.m. at Charlottesville, Va. (JPJ)



Notre Dame 66 • 9-4 (0-1 ACC)

#	Player	Total		3-Ptr		Rebounds					PF	TP	A TO Blk Stl				Min
		FG-FGA	FG-FGA	FT-FTA	Off	Def	Total	PF	TP	A			TO	Blk	Stl		
01	Austin Torres	1-2	0-0	0-0	1	1	2	5	2	0	0	0	0	1	14		
03	V.J. Beachem	f 5-8	0-3	0-1	0	2	2	2	10	0	0	0	0	1	29		
04	Matt Ryan	3-6	1-4	0-0	1	1	2	1	7	0	0	0	1	1	17		
05	Matt Farrell	0-0	0-0	0-0	0	0	0	0	0	0	1	0	0	0	4		
11	Demetrius Jackson	g 7-17	4-10	0-0	1	0	1	1	18	6	1	1	2	39			
20	Austin Burgett	0-0	0-0	0-0	1	0	1	0	0	0	0	0	0	1	31		
30	Zach Auguste	f 0-2	0-0	1-2	0	2	2	1	1	1	3	0	0	0	22		
32	Steve Vasturia	g 6-11	2-4	0-0	1	1	2	4	14	1	1	0	2	38			
35	Bonzie Colson	f 5-10	0-1	4-4	3	5	8	3	14	0	1	0	0	36			
Team					2	3	5										
Totals		27-56	7-22	5-7	10	15	25	17	66	8	8	1	6	200			
FG % 1st Half: 11-25 44.0% 2nd half: 16-31 51.6% Game: 27-56 48.2% Deadball Rebounds 0																	
3FG % 1st Half: 1-7 14.3% 2nd half: 6-15 40.0% Game: 7-22 31.8%																	
FT % 1st Half: 1-2 50.0% 2nd half: 4-5 80.0% Game: 5-7 71.4%																	

Virginia 77 • 12-1 (1-0 ACC)

#	Player	Total		3-Ptr	Rebounds			PF	TP	A TO Blk Stl				Min
		FG-FGA	FG-FGA	FT-FTA	Off	Def	Tot			A	TO	Blk	Stl	
00	Devon Hall	2-4	1-2	0-0	0	3	3	2	5	4	0	0	0	17
04	Marial Shayok	0-0	0-0	0-0	0	0	0	0	0	0	1	0	0	5
10	Mike Tobey	5-9	0-0	5-5	4	2	6	1	15	1	1	2	1	15
13	Anthony Gill	f 7-10	0-0	7-11	3	3	6	3	21	1	1	0	1	33
15	Malcolm Brogdon	g 9-14	2-5	4-6	0	3	3	0	24	1	1	0	0	34
21	Isaiah Wilkins	f 1-3	0-0	0-0	0	2	2	3	2	4	0	2	0	32
23	London Perrantes	g 1-5	1-3	0-0	0	5	5	2	3	5	2	0	0	35
51	Darius Thompson	g 3-4	0-1	1-2	0	2	2	1	7	1	1	0	2	29
	Team				2	1	3							
	Totals	28-49	4-11	17-24	9	21	30	12	77	17	7	4	4	200
	FG % 1st Half: 15-26	57.7%	2nd half: 13-23	56.5%	Game: 28-49	57.1%								Deadball Rebounds
	3FG % 1st Half: 1-5	20.0%	2nd half: 3-6	50.0%	Game: 4-11	36.4%								4
	FT % 1st Half: 5-10	50.0%	2nd half: 12-14	85.7%	Game: 17-24	70.8%								

Officials: Roger Ayers, Jamie Luckie, Les Jones
 Technical fouls: Notre Dame-None. Virginia-None.
 Attendance: 14389
 ND: Austin Torres fouled out at 5:21 (II)

Score by periods	1st	2nd	Total
Notre Dame	24	42	66
Virginia	36	41	77

Points	In Paint	Off T/O	2nd Chance	Fast Break	Bench
ND	22	6	7	0	9
VA	38	8	11	0	20

Last FG - ND 2nd-00:26, VA 2nd-00:36.
 Largest lead - ND by 4 1st-17:14, VA by 19 2nd-08:56.
 ND led for 01:34. VA led for 35:55. Game was tied for 02:31.

Score tied - 4 times.
 Lead changed - 2 times.

Official Basketball Box Score -- Game Totals -- Final Statistics
Virginia vs Georgia Tech
 1/9/16 2 p.m. at McCamish Pavilion, Atlanta, Ga.

Virginia 64 • 12-3, 1-2 ACC

#	Player	Total		3-Ptr		Rebounds			PF	TP	A TO Blk Stl					Min
		FG-FGA	FG-FGA	FT-FTA	Off	Def	Tot	A			TO	Blk	Stl			
13	Gill,Anthony	f	5-8	0-0	1-3	0	2	2	5	11	1	1	0	0	26	
32	Perrantes,London	f	4-9	1-4	4-4	0	4	4	0	13	4	2	0	0	32	
10	Tobey,Mike	c	2-7	1-3	2-2	1	6	7	3	7	1	0	0	1	26	
04	Shayok,Marial	g	2-5	1-2	1-2	0	0	0	1	6	0	0	0	1	17	
15	Brogdon,Malcolm	g	8-20	1-9	2-4	1	4	5	2	19	0	2	0	1	31	
00	Hall,Devon		0-0	0-0	0-0	0	1	1	0	0	1	2	0	0	10	
11	Nolte,Evan		0-0	0-0	1-2	0	0	0	4	1	1	0	1	1	16	
21	Wilkins,Isaiah		1-3	0-0	0-1	1	2	3	1	2	1	0	0	0	15	
31	Reuter,Jarred		1-2	0-0	0-0	0	0	0	0	2	0	0	0	0	5	
33	Salt,Jack		0-2	0-0	0-0	1	1	2	1	0	0	0	1	0	8	
51	Thompson,Darius		0-1	0-0	3-4	1	1	2	2	3	2	0	0	0	14	
Team						3	0	3								
Totals			23-57	4-18	14-22	8	21	29	19	64	11	7	2	4	200	

FG % 1st Half: 10-26 38.5%
3FG % 1st Half: 0-5 0.0%
FT % 1st Half: 4-7 57.1%

2nd half: 13-31 41.9%
2nd half: 4-13 30.8%
2nd half: 10-15 66.7%

Game: 23-57 40.4%
Game: 4-18 22.2%
Game: 14-22 63.6%

Deadball Rebounds
4,2

Georgia Tech 68 • 11-5, 1-2 ACC

#	Player	Total		3-Ptr	Rebounds			PF	TP	A TO Blk Stl				Min	
		FG-FGA	FG-FGA	FT-FTA	Off	Def	Tot								
00	Mitchell, Charles	f	3-8	0-0	0-1	2	4	6	4	6	2	3	1	1	29
12	Stephens, Quinton	f	6-8	4-4	0-2	0	5	5	3	16	1	0	2	0	24
33	White, James	f	3-6	0-0	0-0	5	4	9	2	6	0	1	0	0	17
02	Smith, Adam	g	5-17	4-9	2-2	1	5	6	1	16	2	0	0	0	35
03	Georges-Hunt, Marcus	g	1-6	0-2	3-4	0	1	1	2	5	4	2	0	2	33
01	Jackson, Tadic		0-0	0-0	0-0	0	3	3	1	0	0	1	0	0	11
11	Heath, Josh		0-2	0-0	1-2	0	0	0	3	1	3	0	0	0	17
32	Jacobs, Nick		5-7	0-0	6-7	0	6	6	1	16	0	2	1	0	22
44	Lammers, Ben		1-1	0-0	0-0	2	1	3	0	2	0	0	0	0	12
	Team					1	1	2							
	Totals		24-55	8-15	12-18	11	30	41	17	68	12	9	4	3	200

FG % 1st Half: 14-29	48.3%	2nd half: 10-26	38.5%	Game: 24-55	43.6%	Deadball Rebounds 3
3FG % 1st Half: 5-9	55.6%	2nd half: 3-6	50.0%	Game: 8-15	53.3%	
FT % 1st Half: 2-2	100.0	2nd half: 10-16	62.5%	Game: 12-18	66.7%	

Officials: Mike Eades, Jerry Heater, Raymond Styons
 Technical fouls: Virginia-None. Georgia Tech-None.
 Attendance: 8073

Score by periods	1st	2nd	Total
Virginia	24	40	64
Georgia Tech	35	33	68

Last FG - VA 2nd-00:01, GT 2nd-02:22.
 Largest lead - VA by 2 1st-16:26, GT by 15 1st-01:21.
 VA led for 00:13. GT led for 36:51. Game was tied for 02:56.

Score tied - 3 times.
 Lead changed - 2 times.



Official Basketball Box Score -- Game Totals -- Final Statistics
Virginia vs Virginia Tech
 01/04/16 9:00 PM at Cassell Coliseum, Blacksburg, Va.



Virginia 68 • 12-2, 1-1

#	Player	Total		3-Ptr		Rebounds			PF	TP	A TO Blk Stl					Min
		FG-FGA	FG-FGA	FT-FTA	Off	Def	Total	A			TO	Blk	Stl			
13	Anthony Gill	f	7-9	1-1	2-3	5	3	8	3	17	3	3	1	0	35	
21	Isaiah Wilkins	f	2-6	0-0	2-3	2	6	8	3	6	3	1	4	1	28	
15	Malcolm Brogdon		4-11	1-5	6-6	1	6	7	5	15	4	4	0	1	38	
32	London Perrantes	g	7-12	7-9	1-2	0	3	3	3	22	2	2	0	1	37	
51	Darius Thompson	g	0-3	0-2	0-0	0	1	1	0	0	1	2	0	2	23	
00	Devon Hall		1-2	0-1	0-0	0	2	2	0	2	0	2	0	0	16	
04	Marial Shayok		0-1	0-1	0-0	0	0	0	1	0	2	0	0	0	6	
10	Mike Tobey		2-2	0-0	0-0	1	1	2	4	4	0	1	1	0	9	
11	Evan Nolte		0-1	0-1	0-0	0	0	0	1	0	0	0	0	0	4	
31	Jarred Reuter		1-2	0-0	0-0	1	1	2	2	2	0	1	0	0	4	
	Team					0	1	1								
	Totals		24-49	9-20	11-14	10	24	34	22	68	15	16	6	5	200	
	FG % 1st Half:	8-22	36.4%	2nd half:	16-27	59.3%	Game:	24-49	49.0%						Deadball Rebounds 0,2	
	3FG % 1st Half:	1-6	16.7%	2nd half:	8-14	57.1%	Game:	9-20	45.0%							
	FT % 1st Half:	4-4	100.0%	2nd half:	7-10	70.0%	Game:	11-14	78.6%							

Virginia Tech 70 • 10-5, 2-0

##	Player	Total		3-Ptr	Rebounds			PF	TP	A TO Blk Stl					Min
		FG-FGA	FG-FGA	FT-FTA	Off	Def	Tot			A	TO	Blk	Stl		
00	Shane Henry	f	0-0	0-0	0-2	0	4	4	3	0	2	1	0	0	9
32	Zach LeDay	f	8-15	3-4	3-4	3	4	7	3	22	1	1	1	2	37
04	Seth Allen	g	4-11	2-5	3-6	0	2	2	1	13	3	3	0	1	34
10	Justin Bibbs	g	6-10	4-5	0-0	0	0	0	1	16	2	1	0	0	33
23	Jalen Hudson	g	0-2	0-1	2-2	0	0	0	2	2	0	1	0	1	15
05	Justin Robinson		1-5	0-1	3-5	0	0	0	1	5	6	0	1	2	24
11	Devin Wilson		1-2	0-1	0-0	0	2	2	4	2	2	0	0	1	16
24	Kerry Blackshear Jr.		4-6	0-0	2-3	1	5	6	3	10	1	1	0	2	32
	Team					1	0	1							
Totals			24-51	9-17	13-22	5	17	22	18	70	17	8	2	9	200
FG % 1st Half: 9-25 36.0% 2nd half: 15-26 57.7% Game: 24-51 47.1%															
3FG % 1st Half: 3-9 33.3% 2nd half: 6-8 75.0% Game: 9-17 52.9%															
FT % 1st Half: 5-8 62.5% 2nd half: 8-14 57.1% Game: 13-22 59.1%															
															Deadball Rebound 5,1

Official Basketball Box Score -- Game Totals -- Final Statistics
Virginia vs Florida State
01/17/16 6:30 pm at the Tucker Center - Tallahassee, FL

Virginia 62 • 13-4 (2-3 ACC)

#	Player	Total		3-Ptr		Rebounds			PF	TP	A TO Blk Stl					Min
		FG-FGA	FG-FGA	FT-FTA	Off Def Tot	PF	TP	A TO Blk Stl								
13	Gill,Anthony	f	5-8	0-0	3-4	1 3 4	3	13	0 2 0 0	0	27					
33	Salt,Jack	c	2-2	0-0	0-0	1 0 1	3	4	0 0 0 0	0	9					
00	Hall,Devon	g	2-3	0-0	2-2	1 1 2	2	6	2 0 0 0	0	26					
15	Brogdon,Malcolm	g	4-17	1-4	1-1	1 4 5	2	10	5 1 0 1	0	33					
32	Perrantes,London	g	4-13	4-7	7-8	1 3 4	3	19	4 4 0 1	1	37					
10	Tobey,Mike		2-3	0-0	0-0	0 3 3	1	4	0 1 1 0	0	17					
11	Nolte,Evan		0-4	0-1	0-0	1 1 2	0	0	1 1 0 1	0	14					
21	Wilkins,Isiah		2-5	0-0	0-0	0 1 1	3	4	1 0 0 1	0	20					
51	Thompson,Darius		1-1	0-0	0-0	0 1 1	4	2	1 0 0 0	0	17					
Team					0 2 2											
Totals			22-56	5-12	13-15	6 19 25	21	62	14 9 1 4	4	200					
FG % 1st Half:		12-28	42.9%	2nd half:	10-28	35.7%	Game:	22-56	39.3%							
3FG % 1st Half:		2-5	40.0%	2nd half:	3-7	42.9%	Game:	5-12	41.7%							
FT % 1st Half:		2-2	100.0	2nd half:	11-13	84.6%	Game:	13-15	86.7%							
											Deadball Rebounds					
											3,1					

Florida State 69 • 12-5 (2-3 ACC)

#	Player	Total		3-Ptr		Rebounds			PF	TP	A TO Blk Stl					Min
		FG-FGA	FG-FGA	FT-FTA	Off Def Tot	PF	TP	A TO Blk Stl								
15	Bojanovsky, Boris	c	0-2	0-0	2-2	0 1 1	4	2	0 2 0 0	0	12					
04	Bacon, Dwayne	g	6-11	1-2	5-7	1 8 9	2	18	2 5 0 1	1	35					
05	Beasley, Malik	g	5-10	3-3	4-4	0 3 3	1	17	0 3 0 1	1	31					
22	Rathan-Mayes, Xavier	g	2-6	0-3	7-8	1 2 3	3	11	1 2 0 1	1	29					
32	Brandon, Montay	g	1-2	0-1	0-0	0 2 2	1	2	2 1 1 1	1	27					
01	Bookert, Devon		3-4	2-3	1-3	1 2 3	2	9	3 0 1 1	1	24					
03	Bell, Benji		0-1	0-1	0-0	0 1 1	0	0	0 0 0 0	0	4					
14	Mann, Terance		1-3	0-0	0-0	0 1 1	1	2	0 1 0 0	0	13					
23	Smith, Jarquez		3-4	0-0	2-2	0 5 5	3	8	0 1 1 0	0	25					
Team					2 1 3											
Totals			21-43	6-13	21-26	5 26 31	17	69	8 15 3 5	5	200					
FG % 1st Half:		9-24	37.5%	2nd half:	12-19	63.2%	Game:	21-43	48.8%							
3FG % 1st Half:		2-7	28.6%	2nd half:	4-6	66.7%	Game:	6-13	46.2%							
FT % 1st Half:		5-6	83.3%	2nd half:	16-20	80.0%	Game:	21-26	80.8%							
											Deadball Rebounds					
											2,1					

Officials: Sean Hull, Michael Stephens, James Breeding
 Technical fouls: Virginia-None. Florida State-None.
 Attendance: 9158

Score by periods	1st	2nd	Total						
Virginia	28	34	62	Points	In Paint	Off T/O	2nd Chance	Fast Break	Bench
Florida State	25	44	69	VA	28	14	8	4	10
				FS	24	13	5	4	19

Last FG - VA 2nd-00:13, FS 2nd-02:27.
 Largest lead - VA by 8 1st-02:31, FS by 8 2nd-06:34.
 VA led for 10:15. FS led for 19:52. Game was tied for 09:53.

Official Basketball Box Score -- Game Totals -- Final Statistics
Syracuse vs Virginia
01/24/16 7:00 p.m. at Charlottesville, Va.

Syracuse 65 • 13-8, 3-5 ACC

#	Player	Total		3-Ptr		Rebounds			PF	TP	A TO Blk Stl					Min
		FG-FGA	FG-FGA	FT-FTA	Off Def Tot	PF	TP	A TO Blk Stl								
00	Michael Gbinije	f	7-13	5-9	5-5	1 0 1	2	24	3 4 0 4	38						
21	Tyler Roberson	f	3-9	0-1	0-1	4 3 7	4	6	1 2 0 2	32						
32	DaJuan Coleman	c	0-2	0-0	2-4	0 6 6	4	2	0 1 0 0	22						
10	Trevor Cooney	g	3-13	2-8	0-0	1 0 1	2	8	2 2 0 1	37						
23	Malachi Richardson	g	8-15	6-10	1-2	0 2 2	2	23	1 2 0 0	40-						
01	Franklin Howard		0-1	0-1	0-0	1 0 1	1	0	1 0 0 0	5						
20	Tyler Lydon		0-1	0-1	2-3	0 4 4	3	2	0 0 0 0	26						
Team					2 4 6											
Totals			21-54	13-30	10-15	9 19 28	18	65	8 11 0 7	200						
FG % 1st Half:		10-22	45.5%	2nd half:	11-32	34.4%	Game:	21-54	38.9%							
3FG % 1st Half:		4-10	40.0%	2nd half:	9-20	45.0%	Game:	13-30	43.3%							
FT % 1st Half:		5-8	62.5%	2nd half:	5-7	71.4%	Game:	10-15	66.7%							
											Deadball Rebounds					
											2					

Virginia 73 • 15-4, 4-3 ACC

#	Player	Total		3-Ptr		Rebounds			PF	TP	A TO Blk Stl					Min
		FG-FGA	FG-FGA	FT-FTA	Off Def Tot	PF	TP	A TO Blk Stl								
13	Anthony Gill	f	7-11	0-0	2-2	1 7 8	2	16	0 3 0 0	33						
33	Jack Salt	c	1-1	0-0	0-1	0 2 2	0	2	0 1 0 0	4						
00	Devon Hall	g	2-3	1-2	2-2	0 3 3	1	7	2 1 0 2	33						
15	Malcolm Brogdon	g	6-13	3-7	6-7	1 4 5	1	21	3 2 0 1	38						
32	London Perrantes	g	5-9	4-8	2-2	0 1 1	2	16	7 4 0 4	37						
04	Marial Shayok		0-0	0-0	0-0	0 0 0	0	0	0 0 0 0	5						
10	Mike Tobey		2-3	0-0	2-4	1 2 3	2	6	1 1 1 0	14						
11	Evan Nolte		0-0	0-0	0-0	0 0 0	0	0	1 0 0 0	10						
21	Isaiah Wilkins		2-2	0-0	1-3	1 4 5	2	5	3 1 0 0	19						
51	Darius Thompson		0-2	0-1	0-0	0 0 0	2	0	1 0 0 0	7						
Team					0 4 4											
Totals			25-44	8-18	15-21	4 27 31	12	73	18 13 1 7	200						
FG % 1st Half:		15-27	55.6%	2nd half:	10-17	58.8%	Game:	25-44	56.8%							
3FG % 1st Half:		5-9	55.6%	2nd half:	3-9	33.3%	Game:	8-18	44.4%							
FT % 1st Half:		2-5	40.0%	2nd half:	13-16	81.3%	Game:	15-21	71.4%							
											Deadball Rebounds					
											2					

Officials: Mike Eades, Lamont Simpson, Roger Ayers
 Technical fouls: Syracuse-None. Virginia-None.
 Attendance: 13305

Score by periods	1st	2nd	Total						
Syracuse	29	36	65	Points	In Paint	Off T/O	2nd Chance	Fast Break	Bench
Virginia	37	36	73	SU	12	16	5	3	2
				VA	30	13	6	0	11

Last FG - SU 2nd-00:29, VA 2nd-01:03.
 Largest lead - SU by 2 1st-18:02, VA by 10 2nd-13:55.
 SU led for 01:17. VA led for 32:00. Game was tied for 06:43.

Score tied - 6 times.
 Lead changed - 3 times.



Official Basketball Box Score -- Game Totals -- Final Statistics
Clemson vs Virginia
01/19/16 8:00 p.m. at Charlottesville, Va. (JPJ)



Clemson 62 • 12-7, 5-2 ACC

#	Player		Total		3-Ptr		Rebounds			PF	TP						Min
			FG-FGA	FG-FGA	FT-FTA	Off	Def	Tot	A			TO	Blk	Stl			
05	Jaron Blossomgame	f	8-15	4-6	3-3	0	6	6	2	23	1	1	0	0	37		
15	Donte Grantham	f	3-8	2-5	0-0	0	5	5	2	8	1	1	0	1	35		
35	Landry Nnoko	c	7-9	0-0	1-1	1	2	3	5	15	1	1	1	0	27		
12	Avry Holmes	g	1-7	0-6	2-2	0	1	1	3	4	2	1	0	1	30		
20	Jordan Roper	g	2-6	1-3	0-0	0	1	1	3	5	3	1	0	2	36		
10	Gabe DeVoe		3-6	1-4	0-0	1	2	3	1	7	1	2	0	0	22		
33	Josh Smith		0-0	0-0	0-0	0	0	0	0	0	0	0	0	0	3		
50	Sidy Djitte		0-2	0-0	0-0	0	1	1	2	0	0	0	0	1	10		
Team						0	1	1									
Totals			24-53	8-24	6-6	2	19	21	18	62	9	7	1	5	200		
FG % 1st Half: 11-24 45.8% 2nd half: 13-29 44.8% Game: 24-53 45.3%																	
3FG % 1st Half: 4-10 40.0% 2nd half: 4-14 28.6% Game: 8-24 33.3%																	
FT % 1st Half: 2-2 100.0 2nd half: 4-4 100.0 Game: 6-6 100.0																	
															Deadball Rebounds 1		



Official Basketball Box Score -- Game Totals -- Final Statistics
VIRGINIA vs LOUISVILLE
 1/30/16 1:06PM at KFC Yum! Center, Louisville, KY



VIRGINIA 63 • 17-4,6-3

#	Player		Total		3-Ptr	Rebounds			PF	TP	A	TO	Blk	Stl	Min	
			FG-FGA	FG-FGA	FT-FTA	Off	Def	Tot								
13	Anthony Gill	f	6-9	0-0	1-2	1	5	6	2	13	1	3	1	1	28	
21	Isaiah Wilkins	f	2-2	0-0	0-0	1	1	2	4	4	1	2	1	0	22	
00	Devon Hall	g	2-3	1-2	0-0	0	1	1	0	5	2	0	0	1	14	
15	Malcolm Brogdon	g	6-13	1-4	0-0	2	2	4	3	13	3	1	1	2	34	
32	London Perrantes	g	2-5	2-5	3-4	0	3	3	0	9	5	2	0	1	35	
02	Justice Bartley	g	0-0	0-0	0-0	0	0	0	1	0	0	2	0	0	1	
04	Marial Shayok	g	2-4	1-1	1-2	1	2	3	1	6	0	1	0	1	13	
10	Mike Tobey	g	4-7	0-1	1-2	0	4	4	3	9	0	1	1	2	22	
11	Evan Nolte	g	0-0	0-0	0-0	0	1	1	0	0	0	1	0	0	6	
24	Caid Kirven	g	0-0	0-0	0-0	0	0	0	0	0	0	0	0	0	1	
31	Jarred Reuter	g	0-0	0-0	0-0	0	0	0	0	0	0	0	0	0	1	
33	Jack Salt	g	0-0	0-0	0-0	0	0	0	0	0	0	0	0	0	1	
34	Jeff Jones	g	0-0	0-0	0-0	0	0	0	0	0	0	0	0	0	1	
51	Darius Thompson	g	2-2	0-0	0-0	0	0	0	2	4	2	2	1	1	21	
Team						0	1	1								
Totals			26-45	5-13	6-10	5	20	25	16	63	14	15	5	9	200	
FG % 1st Half: 13-23			56.5%	2nd half: 13-22	59.1%	Game: 26-45	57.8%									Deadball Rebounds 3
3FG % 1st Half: 2-8			25.0%	2nd half: 3-5	60.0%	Game: 5-13	38.5%									
FT % 1st Half: 1-2			50.0%	2nd half: 5-8	62.5%	Game: 6-10	60.0%									

LOUISVILLE 47 • 17-4,6-2

#	Player		Total		3-Ptr	Rebounds					PF	TP	A	TO	Blk	Stl	Min
			FG-FA	FG-FGA	FT-FTA	Off	Def	Tot									
00	LEE, Damion	f	2-7	0-4	2-2	0	3	3	4	6	2	4	0	1	1	28	
10	JOHNSON, Jaylen	f	0-3	0-0	0-0	0	1	1	1	0	1	1	0	0	1	16	
04	MAHMOUD, Anas	c	0-4	0-0	1-2	2	0	2	1	1	2	0	0	1	22		
02	SNIDER, Quentin	g	2-6	1-1	4-4	1	3	4	1	9	2	3	0	1	32		
03	LEWIS, Trey	g	1-6	1-1	1-2	1	1	2	0	4	0	2	0	0	22		
05	STOCKMAN, Matz		0-1	0-0	0-0	0	0	0	1	0	0	0	1	0	4		
13	SPALDING, Ray		5-10	0-0	2-2	5	2	7	2	12	0	1	0	2	20		
22	ADEL, Deng		5-9	2-4	0-0	2	3	5	1	12	0	2	0	0	21		
32	ONUAKU, Chinanu		0-0	0-0	1-2	0	0	0	3	1	2	5	1	1	19		
45	MITCHELL, Donovan		1-3	0-1	0-0	0	2	2	2	2	1	0	0	1	16		
Team						1	0	1									
Totals			16-49	4-11	11-14	12	15	27	16	47	10	18	2	8	200		
FG % 1st Half: 4-19			21.1%	2nd half: 12-30	40.0%	Game: 16-49			32.7%	Deadball							
3FG % 1st Half: 2-5			40.0%	2nd half: 2-6	33.3%	Game: 4-11			36.4%	Rebounds							
FT % 1st Half: 4-6			66.7%	2nd half: 7-8	87.5%	Game: 11-14			78.6%	4							

Officials: Les Jones, Brian O'Connell, Tim Clougherty
 Technical fouls: VIRGINIA-None. LOUISVILLE-None.
 Attendance: 21714

Score by periods	1st	2nd	Total
VIRGINIA	29	34	63
LOUISVILLE	14	33	47

Last FG - VA 2nd-01:17, LOU 2nd-00:13.
 Largest lead - VA by 23 2nd-14:15, LOU None.
 VA led for 39:39. LOU led for 00:00. Game was tied for 00:21.

Official Basketball Box Score -- Game Totals -- Final Statistics
Virginia vs Pitt
 2/6/16 12:00 PM at Petersen Events Center (Pittsburgh, PA)

Virginia 64 • (19-4, 8-3 ACC)

#	Player	Total		3-Ptr		Rebounds			PF	TP	A	TO	Blk	Stl	Min	
		FG-FGA	FG-FGA	FT-FTA	FT-FTA	Off	Def	Tot								
13	Anthony Gill	f	2-7	0-0	0-2	2	1	3	4	4	0	1	1	0	21	
21	Isaiah Wilkins	f	2-5	0-0	0-0	0	4	7	1	4	5	1	0	1	27	
00	Devon Hall	g	2-5	1-2	1-1	0	3	3	1	6	2	0	0	0	24	
15	Malcolm Brogdon	g	6-9	3-5	6-6	0	2	2	3	21	4	2	0	1	33	
32	London Perrantes	g	5-9	4-5	0-0	0	2	2	1	14	3	1	0	1	34	
02	Justice Bartley	g	0-0	0-0	0-0	0	0	0	0	0	0	0	0	0	1	
04	Marial Shayok	g	4-6	0-2	0-2	0	4	4	1	8	0	0	2	1	18	
10	Mike Tobey	g	2-5	0-0	0-1	1	2	3	3	4	0	1	1	0	11	
11	Evan Nolte	g	1-2	1-2	0-0	1	1	2	0	3	1	0	1	0	12	
24	Caid Kirven	g	0-0	0-0	0-0	0	0	0	0	0	0	0	0	0	1	
31	Jarred Reuter	g	0-2	0-0	0-0	1	0	1	2	0	0	1	0	1	7	
34	Jeff Jones	g	0-0	0-0	0-0	0	0	0	0	0	0	0	0	0	1	
51	Darius Thompson	g	0-0	0-0	0-0	0	1	1	1	0	2	0	0	1	10	
Team						1	0	1								
Totals			24-50	9-16	7-12	9	20	29	17	64	17	7	5	6	200	
FG % 1st Half: 11-24		45.8%	2nd half: 13-26	50.0%	Game: 24-50	48.0%										Deadball Rebounds 2
3FG % 1st Half: 5-8		62.5%	2nd half: 4-8	50.0%	Game: 9-16	56.3%										
FT % 1st Half: 2-2		100.0	2nd half: 5-10	50.0%	Game: 7-12	58.3%										

Pitt 50 • (17-5, 6-4 ACC)

#	Player	Total		3-Ptr		Rebounds			PF	TP	A	TO	Blk	Stl	Min	
		FG-FA	FG-FA	FT-FTA	Off	Def	Tot									
01	Jamel Artis	f	7-11	2-3	1-2	2	2	4	2	17	3	3	0	0	32	
02	Michael Young	f	4-11	0-0	4-4	3	7	10	1	12	0	3	0	0	34	
21	Sheldon Jeter	f	3-5	0-1	2-2	0	2	2	2	8	0	1	2	1	23	
00	James Robinson	g	0-7	0-4	0-0	0	2	2	2	0	6	0	0	0	26	
15	Sterling Smith	g	1-3	0-1	0-0	0	1	1	1	2	0	0	0	0	22	
03	Damon Wilson	g	1-3	0-1	4-4	0	1	1	1	6	2	1	0	0	16	
04	Ryan Luther	g	1-1	0-0	0-0	0	2	2	2	2	0	0	0	0	10	
05	Rafael Maia	g	0-0	0-0	0-0	1	0	1	0	0	1	0	1	0	4	
12	Chris Jones	g	0-1	0-1	1-2	1	2	3	1	1	0	2	0	0	14	
23	Cameron Johnson	g	1-4	0-2	0-0	0	1	1	2	2	0	0	0	0	10	
33	Alonzo Nelson-Ododa	g	0-0	0-0	0-0	1	0	1	0	0	0	0	1	0	9	
Team						1	0	1								
Totals			18-46	2-13	12-14	9	20	29	14	50	12	11	4	2	200	
FG % 1st Half: 10-25 40.0% 2nd half: 8-21 38.1% Game: 18-46 39.1%																Deadball Rebounds 1
3FG % 1st Half: 2-6 33.3% 2nd half: 0-7 0.0% Game: 2-13 15.4%																
FT % 1st Half: 5-5 100.0 2nd half: 7-9 77.8% Game: 12-14 85.7%																

Officials: James Luckie (R), Tim Comer, Tony Greene
 Technical fouls: Virginia-None. Pitt-None.
 Attendance: 12508

Score by periods	1st	2nd	Total
Virginia	29	35	64
Pitt	27	23	50

Last FG - VA 2nd-00:43, UP 2nd-00:13.
 Largest lead - VA by 19 2nd-06:30, UP by 1 1st-13:32.
 VA led for 35:48. UP led for 01:19. Game was tied for 02:53.

Score tied - 1 time.
 Lead changed - 4 times.



Official Basketball Box Score -- Game Totals -- Final Statistics
Boston College vs Virginia
 02/03/16 7:00 p.m. at Charlottesville, Va. (JPJ)



Boston College 47 • 7-15, 0-9 ACC

#	Player		Total		3-Ptr		Rebounds			PF	TP	A	TO	Blk	Stl	Min
			FG-FGA	FT-FTA	Off	Def	Tot									
05	Garland Owens	f	1-4	0-1	6-8	1	2	3	3	8	1	3	0	1	20	
11	A.J. Turner	f	0-3	0-2	0-0	0	6	6	1	0	3	0	0	0	36	
24	Dennis Clifford	c	2-8	0-0	3-6	3	3	6	4	7	1	4	0	1	26	
03	Eli Carter	g	2-10	1-7	2-2	0	6	6	3	3	7	1	3	0	31	
55	S. Barnes-Thompkins	g	4-9	4-8	2-2	0	2	2	2	14	0	0	0	1	29	
04	Idy Diallo		1-1	0-0	0-0	0	1	1	3	2	0	0	0	1	8	
10	Ervin Meznicks		1-9	1-5	0-0	1	2	3	1	3	1	1	1	0	28	
22	Matt Milon		2-5	2-3	0-0	0	2	2	0	6	1	0	0	1	22	
	Team					0	0	0								
Totals			13-49	8-26	13-18	5	24	29	17	47	8	11	1	6	200	
FG % 1st Half: 7-25			28.0%	2nd half: 6-24		25.0%	Game: 13-49		26.5%	Deadball Rebounds 2						
3FG % 1st Half: 5-14			35.7%	2nd half: 3-12		25.0%	Game: 8-26		30.8%							
FT % 1st Half: 1-2			50.0%	2nd half: 12-16		75.0%	Game: 13-18		72.2%							

Official Basketball Box Score -- Game Totals -- Final Statistics
Virginia vs Duke
2/13/16 4:35 pm at Cameron Indoor Stadium (Durham, N.C.)

Virginia 62 • 20-5 (9-4)

#	Player		Total		3-Ptr		Rebounds			PF	TP	A	TO	Blk	Stl	Min
			FG-FGA	FG-FGA	FT-FTA	Off	Def	Tot								
13	Anthony Gill	f	5-11	0-0	2-2	1	3	4	3	12	1	1	0	0	0	24
21	Isaiah Wilkins	f	4-6	0-0	0-0	3	2	5	4	8	0	0	0	0	0	12
00	Devon Hall	g	1-3	0-2	0-0	0	4	4	3	2	1	0	0	1	25	
15	Malcolm Brogdon	g	7-16	1-6	3-3	0	5	5	1	18	3	2	0	0	0	33
32	London Perrantes	g	3-6	0-0	2-2	0	3	3	1	8	2	2	0	1	1	39
04	Marial Shayok		1-1	0-0	1-2	0	0	0	3	3	4	0	1	0	1	16
10	Mike Tobey		4-7	0-0	0-0	1	2	3	1	8	1	0	0	0	0	19
11	Evan Nolte		1-2	1-2	0-0	0	1	1	1	3	0	1	0	0	0	10
51	Darius Thompson		0-2	0-1	0-0	0	1	1	2	0	1	1	0	1	1	22
Team						0	0	0								
Totals				26-54	2-11	8-9	5	21	26	19	62	13	7	1	3	200
FG % 1st Half: 14-27 51.9% 2nd half: 12-27 44.4% Game: 26-54 48.1% Deadball Rebounds 0																
3FG % 1st Half: 2-6 33.3% 2nd half: 0-5 0.0% Game: 2-11 18.2%																
FT % 1st Half: 4-4 100.0 2nd half: 4-5 80.0% Game: 8-9 88.9%																

Duke 63 • 19-6 (8-4)

#	Player		Total		3-Ptr		Rebounds			PF	TP	A	TO	Blk	Stl	Min
			FG-FGA	FG-FGA	FT-FTA	Off	Def	Tot								
14	Brandon Ingram	f	10-22	4-9	1-3	3	4	7	3	25	1	4	0	0	38	
40	Marshall Plumlee	c	2-3	0-0	1-2	4	6	10	2	5	0	1	1	1	39	
03	Grayson Allen	g	4-11	0-4	7-11	1	6	7	2	15	7	1	0	2	40	
12	Derryck Thornton	g	2-8	0-3	0-0	1	3	4	3	4	4	0	0	2	34	
13	Matt Jones	g	5-6	4-5	0-0	0	2	2	3	14	0	2	0	0	36	
02	Chase Jeter		0-0	0-0	0-0	0	0	0	0	0	0	0	0	0	1	
05	Luke Kennard		0-1	0-1	0-0	0	1	1	0	0	0	1	0	0	12	
Team						1	2	3				1				
Totals			23-51	8-22	9-16	10	24	34	13	63	12	10	1	5	200	
FG % 1st Half: 13-26 50.0% 2nd half: 10-25 40.0% Game: 23-51 45.1% Deadball Rebounds 4																
3FG % 1st Half: 4-13 30.8% 2nd half: 4-9 44.4% Game: 8-22 36.4%																
FT % 1st Half: 1-2 50.0% 2nd half: 8-14 57.1% Game: 9-16 56.3%																

Officials: Bryan Kersey, Terry Wymer, Tim Nestor
 Technical fouls: Virginia-None. Duke-None.
 Attendance: 9314

Score by periods	1st	2nd	Total	In Paint	Off T/O	2nd Chance	Fast Break	Bench
Virginia	34	28	62	34	8	8	2	14
Duke	31	32	63	20	4	7	5	0

Last FG - VA 2nd-00:10, DU 2nd-00:01.
 Largest lead - VA by 11 1st-06:55, DU by 7 2nd-12:22.
 VA led for 14:32. DU led for 18:58. Game was tied for 06:24.

Official Basketball Box Score -- Game Totals -- Final Statistics
Virginia vs Miami
02-22-16 7 p.m. at BankUnited Center | Coral Gables, Fla.

Virginia 61 • 21-6, 10-5

#	Player		Total		3-Ptr		Rebounds			PF	TP	A	TO	Blk	Stl	Min
			FG-FGA	FG-FGA	FT-FTA	Off	Def	Tot								
13	Anthony Gill	f	3-9	0-0	0-0	6	4	10	3	6	0	0	4	1	28	
21	Isaiah Wilkins	f	1-4	0-0	1-1	1	5	6	1	3	0	2	1	1	29	
00	Devon Hall	g	0-3	0-1	0-0	0	1	1	0	0	1	1	0	0	14	
15	Malcolm Brogdon	g	12-18	4-7	0-0	1	2	3	4	28	0	2	0	2	35	
32	London Perrantes	g	3-11	1-5	2-2	3	0	3	0	9	7	0	0	0	35	
04	Marial Shayok		1-3	0-1	1-2	0	5	5	2	3	0	1	0	1	20	
10	Mike Tobey		2-5	0-0	0-2	2	1	3	5	4	0	1	0	0	16	
31	Jarred Reuter		1-1	0-0	2-2	1	0	1	1	4	0	0	0	0	5	
51	Darius Thompson		2-4	0-2	0-0	0	0	0	0	4	2	0	0	0	18	
Team						1	2	3								
Totals			25-58	5-16	6-9	15	20	35	16	61	10	7	5	5	200	
FG % 1st Half: 10-30 33.3% 2nd half: 15-28 53.6% Game: 25-58 43.1% Deadball Rebounds 1																
3FG % 1st Half: 3-10 30.0% 2nd half: 2-6 33.3% Game: 5-16 31.3%																
FT % 1st Half: 2-2 100.0 2nd half: 4-7 57.1% Game: 6-9 66.7%																

Miami 64 • 22-5, 11-4

#	Player	Total		3-Ptr	Rebounds			PF	TP	A	TO	Blk	Stl	Min	
		FG-FA	FG-FGA	FT-FTA	Off	Def	Tot								
21	Murphy,Kamari	f	2-4	0-0	0-0	3	8	11	0	4	1	0	0	33	
23	Jekiri,Tonye	c	3-4	0-0	3-6	1	5	6	4	9	5	2	0	0	32
05	Reed,Davon	g	6-8	5-6	4-4	0	3	3	2	21	0	2	0	0	31
10	McClellan,Sheldon	g	3-10	3-6	2-4	0	2	2	0	11	2	0	0	1	37
13	Rodriguez,Angel	g	3-10	1-4	0-0	0	1	1	0	7	1	3	0	2	34
00	Newton,Ja'Quan		2-5	0-0	2-4	0	1	1	0	6	2	0	1	1	17
03	Lawrence,Anthony		0-2	0-1	1-2	3	0	3	1	1	2	1	0	1	8
12	Palmer,James		0-0	0-0	0-0	0	0	0	0	0	0	0	0	0	3
33	CruzUceda, Ivan		2-3	1-2	0-0	1	0	1	0	5	0	0	0	0	5
Team						2	0	2				1			
Totals			21-46	10-19	12-20	10	20	30	7	64	13	9	1	5	200
FG % 1st Half: 9-24 37.5% 2nd half: 12-22 54.5% Game: 21-46 45.7% Deadball Rebounds 3															
3FG % 1st Half: 5-11 45.5% 2nd half: 5-8 62.5% Game: 10-19 52.6%															
FT % 1st Half: 7-10 70.0% 2nd half: 5-10 50.0% Game: 12-20 60.0%															

Officials: Mike Eades, Mike Stuart, Roger Ayers
 Technical fouls: Virginia-None. Miami-None.
 Attendance: 7016

Score by periods	1st	2nd	Total	In Paint	Off T/O	2nd Chance	Fast Break	Bench
Virginia	25	36	61	28	12	15	2	15
Miami	30	34	64	18	14	12	5	12

Last FG - VA 2nd-00:04, UM 2nd-03:15.
 Largest lead - VA by 3 1st-09:42, UM by 10 2nd-17:22.
 VA led for 04:08. UM led for 33:36. Game was tied for 02:16.

Score tied - 2 times.
 Lead changed - 8 times.



Official Basketball Box Score -- Game Totals -- Final Statistics
NC State vs Virginia
02/15/16 7:00 p.m. at Charlottesville, Va. (JPJ)



NC State 53 • 13-13, 3-10 ACC

#	Player	Total		3-Ptr	Rebounds			PF	TP	A	TO	Blk	Stl	Min	
		FG-FGA	FG-FGA	FT-FTA	Off	Def	Tot								
00	Abdul-Malik Abu	f	0-0	0-0	1-2	0	2	2	4	1	3	0	1	22	
01	Lennard Freeman	f	4-5	0-0	1-2	1	1	2	1	9	0	0	1	0	25
12	Anthony Barber	g	4-11	1-3	5-6	1	4	5	2	14	2	5	0	1	40
15	Cody Martin	g	6-10	0-1	0-0	4	2	6	1	12	1	1	0	2	32
24	Maverick Rowan	g	1-10	1-6	0-0	0	5	5	2	3	0	1	0	0	35
14	Caleb Martin		1-7	1-6	3-6	0	4	4	0	6	1	2	0	2	19
21	BeeJay Anya		3-4	0-0	2-2	2	1	3	1	8	0	0	4	0	27
Team						0	0	0							
Totals			19-47	3-16	12-18	8	19	27	11	53	5	12	5	6	200

FG % 1st Half: 12-23 52.2% 2nd half: 7-24 29.2% Game: 19-47 40.4%

3FG % 1st Half: 3-7 42.9% 2nd half: 0-9 0.0% Game: 3-16 18.8%

FT % 1st Half: 4-4 100.0 2nd half: 8-14 57.1% Game: 12-18 66.7%

Deadball Rebounds 4,1

Virginia 73 • 21-5, 10-4 ACC

#	Player		Total		3-Ptr		Rebounds			PF	TP	A	TO	Blk	Stl	Min
			FG-FGA	FG-FGA	FT-FTA	Off	Def	Tot								
13	Anthony Gill	f	3-8	0-0	0-0	2	3	5	1	6	0	1	0	0	23	
21	Isaiah Wilkins	f	3-6	0-0	0-0	3	10	13	1	6	3	1	1	0	33	
00	Devon Hall	g	3-5	0-0	0-0	0	0	0	2	6	3	1	0	3	25	
15	Malcolm Brogdon	g	9-13	4-7	0-0	0	1	1	2	22	5	1	0	1	35	
32	London Perrantes	g	6-11	5-8	2-2	0	1	1	2	19	5	4	0	1	34	
04	Marial Shayok		1-2	1-1	1-2	0	1	1	1	4	2	0	0	0	18	
10	Mike Tobey		3-4	0-0	1-1	0	3	3	2	7	1	1	0	0	17	
11	Evan Nolte		0-1	0-1	0-0	0	0	0	0	0	1	0	0	0	4	
24	Caid Kirven		0-0	0-0	0-0	0	0	0	0	0	0	0	0	0	1	
31	Jarred Reuter		1-2	0-0	1-1	0	0	0	1	3	0	0	0	0	2	
33	Jack Salt		0-1	0-0	0-0	0	1	1	1	0	0	0	0	0	2	
51	Darius Thompson		0-1	0-1	0-0	0	0	0	1	0	1	1	0	1	6	
Team						1	1	2								
Totals			29-54	10-18	5-6	6	21	27	14	73	21	10	1	6	200	
FG % 1st Half: 12-27 44.4% 2nd half: 17-27 63.0% Game: 29-54 53.7% Deadball Rebounds 0,1																
3FG % 1st Half: 4-9 44.4% 2nd half: 6-9 66.7% Game: 10-18 55.6%																
FT % 1st Half: 3-4 75.0% 2nd half: 2-2 100.0 Game: 5-6 83.3%																

Officials: Jamie Luckie, Bill Covington Jr., Les Jones
 Technical fouls: NC State-None. Virginia-None.
 Attendance: 14016

Score by periods	1st	2nd	Total	In Paint	Off T/O	2nd Chance	Fast Break	Bench
NC State	31	22	53	24	7	9	3	14
Virginia	31	42	73	28	20	6	6	14

Last FG - ST 2nd-00:12, VA 2nd-00:58.
 Largest lead - ST by 6 1st-15:27, VA by 24 2nd-02:49.
 ST led for 13:23. VA led for 22:31. Game was tied for 04:06.

Score tied - 4 times.
 Lead changed - 3 times.

Official Basketball Box Score -- Game Totals -- Final Statistics
North Carolina vs Virginia
02/2

Official Box Score -- Game Totals -- Final Statistics

Virginia vs. Clemson
3/1/2016 7:00 p.m. at Greenville, SC

Virginia 64 (23-6, 12-5 ACC)		Total	3-Ptr	Rebounds			PF	TP	A	TO	Blk	Stl	Min
##	Player	FG-FGA	FG-FGA	FT-FTA	Off	Def	Tot						
00	Devon Hall	* 3-5	1-2	2-2	1	6	7	3	9	1	0	0	32
13	Anthony Gill	* 4-11	0-0	3-3	4	6	10	3	11	1	1	0	32
15	Malcolm Brogdon	* 6-14	4-7	2-2	0	4	4	1	18	3	1	1	39
21	Isaiah Wilkins	* 1-3	0-0	2-4	1	1	2	2	4	0	2	0	15
32	London Perrantes	* 4-9	3-8	2-2	2	2	4	0	13	4	1	0	35
04	Marial Shayok	3-5	1-1	2-2	1	4	5	2	9	1	0	0	23
10	Mike Tobey	0-2	0-0	0-0	0	1	1	1	0	2	3	0	10
11	Evan Nolte	0-1	0-1	0-0	0	0	0	3	0	0	0	0	3
31	Jarred Reuter	0-1	0-0	0-0	0	0	0	0	0	0	0	0	2
51	Darius Thompson	0-1	0-0	0-0	0	0	0	0	0	0	0	0	9
TEAM					1	0	1						
Totals		21-52	9-19	13-15	10	24	34	15	64	12	8	1	200
FG % 1st Half: 12-28 42.9%		2nd Half: 9-24 37.5%		Game: 21-52 40.4%		Deadball							
3FG % 1st Half: 6-10 60.0%		2nd Half: 3-9 33.3%		Game: 9-19 47.4%		Rebounds							
FT % 1st Half: 3-4 75.0%		2nd Half: 10-11 90.9%		Game: 13-15 86.7%		2							

Clemson 57 (16-13, 9-8 ACC)		Total	3-Ptr	Rebounds			PF	TP	A	TO	Blk	Stl	Min
##	Player	FG-FGA	FG-FGA	FT-FTA	Off	Def	Tot						
05	Jaron Blossomgame	* 10-16	4-6	7-9	2	3	5	0	31	1	3	1	36
12	Avry Holmes	* 0-6	0-3	1-2	1	3	4	2	1	1	2	0	29
15	Donte Grantham	* 1-6	1-5	0-0	0	2	2	3	3	2	0	0	33
20	Jordan Roper	* 1-5	0-1	0-2	0	4	4	1	2	1	2	0	30
35	Landry Nnoko	* 4-6	0-0	0-0	1	5	6	3	8	1	1	2	28
10	Gabe DeVoe	2-5	1-2	2-2	1	1	2	2	7	6	3	0	26
11	Ty Hudson	0-0	0-0	0-0	0	0	0	1	0	0	0	0	2
33	Josh Smith	0-0	0-0	0-0	0	0	0	0	0	0	0	0	4
50	Sidy Djitte	2-2	0-0	1-1	0	1	1	1	5	0	1	2	12
TEAM					1	2	3						
Totals		20-46	6-17	11-16	6	21	27	13	57	12	12	5	200
FG % 1st Half: 10-24 41.7%		2nd Half: 10-22 45.5%		Game: 20-46 43.5%		Deadball							
3FG % 1st Half: 1-7 14.3%		2nd Half: 5-10 50.0%		Game: 6-17 35.3%		Rebounds							
FT % 1st Half: 6-7 85.7%		2nd Half: 5-9 55.6%		Game: 11-16 68.8%		1							

Officials: Sean Hull, Tim Comer, Michael Stephens

Technical Fouls: Virginia-None. Clemson-None.

Bon Secours Wellness Arena, Greenville, SC Attendance: 9626

Score by Period	1st	2nd	Total	Points	In	Off	2nd	Fast	Bench
Virginia	33	31	64	UVA	Paint	T/O	Chance	Break	
Clemson	27	30	57	CU	20	5	10	2	9
Last FG - UVA 2nd-00:22, CU 2nd-00:27.					Score Tied - 12 times				
Largest lead - UVA by 13 1st-14:28, CU by 1 2nd-16:23					Lead Changed - 7 times				
UVA led for 36:08. CU led for 03:40. Game was tied for 00:12.									



Official Basketball Box Score -- Game Totals -- Final Statistics
Louisville vs Virginia
03/05/16 8:30 p.m. at Charlottesville, Va. (JPJ)



Louisville 46 • 23-8, 12-6 ACC

Louisville 46 • 23-8, 12-6 ACC		Total	3-Ptr	Rebounds			PF	TP	A	TO	Blk	Stl	Min
##	Player	FG-FGA	FG-FGA	FT-FTA	Off	Def	Tot						
22	Deng Adel	f 1-5	1-3	0-0	0	1	1	1	3	1	0	0	18
32	Chinanu Onuaku	f 3-8	0-0	1-2	0	4	4	5	7	2	1	1	20
00	Damion Lee	g 3-13	1-8	2-2	1	3	4	3	9	2	2	0	35
02	Quentin Snider	g 0-3	0-1	0-0	0	2	2	3	0	1	0	0	15
03	Trey Lewis	g 2-9	1-4	2-3	0	2	2	2	7	2	2	0	29
04	Dillon Avare	0-1	0-1	0-0	0	0	0	0	0	0	0	0	1
05	Matz Stockman	1-3	0-0	1-3	1	0	1	4	3	0	0	0	17
10	Jaylen Johnson	1-3	0-0	0-0	1	0	1	2	2	0	0	0	20
13	Ray Spalding	2-3	0-0	0-0	3	1	4	4	4	1	1	0	17
23	David Levitch	0-0	0-0	0-0	0	1	1	1	0	1	0	0	7
45	Donovan Mitchell	3-10	1-5	4-4	6	0	6	2	11	1	1	0	32
TEAM					1	1	2						
Totals		16-58	4-22	10-14	13	15	28	27	46	11	7	1	200
FG % 1st Half: 7-28 25.0%		2nd half: 9-30 30.0%		Game: 16-58 27.6%		Deadball							
3FG % 1st Half: 2-8 25.0%		2nd half: 2-14 14.3%		Game: 4-22 18.2%		Rebounds							
FT % 1st Half: 1-2 50.0%		2nd half: 9-12 75.0%		Game: 10-14 71.4%		3							

Virginia 68 • 24-6, 13-5 ACC

Virginia 68 • 24-6, 13-5 ACC		Total	3-Ptr	Rebounds			PF	TP	A	TO	Blk	Stl	Min
##	Player	FG-FGA	FG-FGA	FT-FTA	Off	Def	Tot						
11	Evan Nolte	f 2-3	2-3	0-0	0	0	0	0	6	2	1	1	16
13	Anthony Gill	f 4-6	0-0	7-8	2	2	4	2	15	1	0	0	24
10	Mike Tobey	c 5-8	0-0	5-8	4	16	20	3	15	0	0	0	25
15	Malcolm Brogdon	g 4-11	0-4	9-11	0	2	2	2	17	2	3	0	37
32	London Perrantes	g 3-6	2-4	0-1	0	4	4	1	8	4	5	0	36
00	Devon Hall	1-2	0-0	2-2	0	0	0	3	4	2	0	1	20
02	Justice Bartley	0-0	0-0	0-0	0	0	0	0	0	1	0	0	1
04	Marial Shayok	0-1	0-0	0-0	0	0	0	0	0	0	1	0	6
21	Isaiah Wilkins	0-1	0-0	0-0	1	1	2	2	0	2	0	0	19
24	Caid Kirven	1-1	1-1	0-0	0	0	0	0	3	0	0	0	1
31	Jarred Reuter	0-0	0-0	0-0	0	0	0	0	0	0	0	0	1
33	Jack Salt	0-0	0-0	0-0	0	0	0	0	0	0	0	0	1
34	Jeff Jones	0-0	0-0	0-0	0	0	0	0	0	0	0	0	1
51	Darius Thompson	0-0	0-0	0-0	0	0	0	1	0	1	1	0	12
TEAM					1	5	6						
Totals		20-39	5-12	23-30	8	30	38	14	68	13	13	2	200
FG % 1st Half: 8-22 36.4%		2nd half: 12-17 70.6%		Game: 20-39 51.3%		Deadball							
3FG % 1st Half: 3-10 30.0%		2nd half: 2-2 100.0%		Game: 5-12 41.7%		Rebounds							
FT % 1st Half: 10-11 90.9%		2nd half: 13-19 68.4%		Game: 23-30 76.7%		3							

Officials: Bryan Kersey, Mike Eades, Louie Andrakakos

Technical fouls: Louisville-None. Virginia-None.

Attendance: 14088

UL: Chinanu Onuaku fouled out at 7:58 (II)

Score by periods	1st	2nd	Total	Points	In	Off	2nd	Fast	Bench
Louisville	17	29	46	Points	Paint	T/O	Chance	Break	
Virginia	29	39	68	UL	24	6	8	2	20
Last FG - UL 2nd-04:14, VA 2nd-00:34.					Score tied - 0 times.				
Largest lead - UL None, VA by 22 2nd-00:34.					Lead changed - 0 times.				
UL led for 00:00. VA led for 37:56. Game was tied for 02:04.									

Official Basketball Box Score -- Game Totals -- Final Statistics
Miami vs Virginia
Fri, Mar 11, 2016 at Verizon Center, Washington, DC

Miami 68 - 25-7

## Player		Total FG-FGA	3-Ptr FG-FGA	FT-FTA	Rebounds Off Def Tot			PF	TP	A	TO	Blk	Stl	Min
05	REED, DAVON	g 1-3	1-1	0-0	0	1	1	4	3	1	0	0	0	30
10	MCCLELLAN, SHELDON	g 5-11	0-1	5-5	1	1	2	5	15	0	4	0	2	36
13	RODRIGUEZ, ANGEL	g 3-5	1-2	2-4	0	2	2	4	9	3	4	0	2	28
21	MURPHY, KAMARI	f 3-6	0-0	1-2	0	4	4	1	7	0	2	1	0	22
23	JEKIRI, TONYE	f 1-3	0-0	0-0	1	6	7	2	2	0	4	0	0	23
00	NEWTON, JA'QUAN	g 5-7	0-0	9-11	0	1	1	3	19	3	2	0	1	32
03	LAWRENCE, ANTHONY	g 2-3	0-1	1-2	1	3	4	2	5	0	0	0	0	16
33	CRUZ UCEDA, IVAN	f 3-4	2-3	0-0	1	0	1	1	8	0	0	0	0	13
TEAM		0-0	0-0		1	2	3	0	0	0				
TOTALS		23-42	4-8	18-24	5	20	25	22	68	7	16	1	5	200
Deadball Rebounds: 2.0														
FG %	1st Half:	0-0	0%	2nd Half:	0-0	0%	Game:	23-42	54.8%					
3Pt %	1st Half:	0-0	0%	2nd Half:	0-0	0%	Game:	4-8	50.0%					
FT %	1st Half:	0-0	0%	2nd Half:	0-0	0%	Game:	18-24	75.0%					

OFFICIAL BASKETBALL BOX SCORE													Final
Virginia vs North Carolina													
Sat, Mar 12, 2016 9:00 PM Verizon Center, Washington, DC													
Virginia 26-7													
No	Name	Total FG FGA	3-Pt FG FGA	FT FTA	Rebounds OF DF TOT	PF	TP	A	TO	BLK	S	MIN	
13	Gill, Anthony	f 5 8	1 1	2 2	2 4 6	0	13	0	0	1	1	30	
21	Wilkins, Isaiah	f 1 3	0 1	0 0	3 1 4	2	2	1	0	1	0	22	
00	Hall, Devon	g 3 4	1 1	0 0	0 2 2	0	7	2	2	1	1	22	
15	Brogdon, Malcolm	g 6 22	2 9	1 1	0 2 2	2	15	4	1	0	2	36	
32	Perrantes, London	g 3 14	2 8	0 0	1 1 2	1	8	2	1	0	0	34	
10	Tobey, Mike	1 4	0 0	0 0	6 3 9	2	2	0	2	0	0	14	
11	Nolte, Evan	2 3	2 3	0 0	1 1 2	0	6	0	1	0	0	13	
04	Shayok, Marial	2 5	0 1	0 0	1 4 5	2	4	1	2	0	0	20	
51	Thompson, Darius	0 0	0 0	0 0	0 0 0	1	0	0	0	0	0	9	
Team					2 2 4		0		1				
Totals		23 63	8 24	3 3	16 20 36	10	57	10	10	3	4	200	
Total FG%		1st Half: 12-30 (40.0)	2nd: 11-33 (33.3)	Game: 23-63 (36.5)		Deadball		Rebounds					
3 PT FG%		1st Half: 3-11 (27.3)	2nd: 5-13 (38.5)	Game: 8-24 (33.3)		Rebounds		0					
FT%		1st Half: 1-1 (100.0)	2nd: 2-2 (100.0)	Game: 3-3 (100.0)									

North Carolina 28-6															
No Name		Total FG FGA		3-Pt FG FGA		FT FTA		Rebounds OF DF TOT			PF TP		A TO BLK S		MIN
44	Jackson, Justin	f	3 7	0 1	0 0	2 2	4	0	6	0	2	0	1	28	
11	Johnson, Brice	f	6 8	0 0	0 0	1 8	9	1	12	5	2	1	2	33	
03	Meeks, Kennedy	f	2 4	0 0	0 0	1 5	6	2	4	2	2	0	1	20	
05	Paige, Marcus	g	5 13	0 7	3 5	0 2	2	0	13	2	1	0	2	34	
02	Berry II, Joel	g	5 8	3 3	6 6	0 2	2	1	19	1	0	0	1	35	
00	Britt, Nate		0 4	0 1	0 0	0 1	1	0	0	0	0	0	0	11	
01	Pinson, Theo		0 0	0 0	0 0	0 2	2	0	0	1	1	0	0	12	
04	Hicks, Isaiah		3 3	0 0	1 2	1 0	1	4	7	0	2	0	1	16	
42	James, Joel		0 0	0 0	0 0	0 1	1	1	0	0	0	1	0	5	
24	Williams, Kenny		0 0	0 0	0 0	0 0	0	1	0	0	0	0	0	6	
Team						0 0	0		0		0				
Totals			24 47	3 12	10 13	5 23	28	10 61	11 10	2 8	200				
Total FG%		1st Half: 12-22 (54.5)	2nd: 12-25 (48.0)				Game: 24-47 (51.1)				Deadball Rebounds				
3 PT FG%		1st Half: 2-7 (28.6)	2nd: 1-5 (20.0)				Game: 3-12 (25.0)				2				
FT%		1st Half: 2-2 (100.0)	2nd: 8-11 (72.7)				Game: 10-13 (76.9)								
Officials: Bryan Kersey, Mike Eades, Roger Ayers															
Technical: Virginia -None North Carolina -None															
Attendance: 20,719															

Scoring By Periods				Total
Virginia		28	29	57
North Carolina		28	33	61

Notes: 2016 New York Life ACC Tournament Game #13 - Championship

Other Stats	NC	VA		
Biggest Lead (first time - number of times)	9 (P-2 1:45 - 1)	6 (P-1 5:19 - 1)	Number Of Ties	5
Shots In The Paint	17/27 = 34 Pts	14/29 = 28 Pts	Number Of Lead Changes	10
Points Off Turnovers	11	11		
Points Off Offensive Rebounds	7	6		
Fast Break Points	6	6		
1st Shot of Bonus FT	1/2	0/0		
Longest FG Drought (Period-Times)	3:38 (P-1 8:45-5:07)	8:12 (P-2 9:51-1:39)		
Bench Points	7	12		
VS Basketball-Licensed to: University of North Carolina				

Official Basketball Box Score -- Game Totals -- Final Statistics
Hampton vs Virginia
3/17/16 3:10pm at Raleigh, NC

Hampton 45 • 21-11													
		Total FG-FGA	3-Ptr FG-FGA	FT-FTA	Rebounds Off Def Tot	PF	TP	A	TO	Blk	Stl	Min	
03	Chievous,Quinton	* 7-13	2-4	1-2	1 2 3	1	17	0	0	0	1	31	
04	Cooks,Lawrence	* 0-3	0-1	2-2	2 5 7	3	2	2	0	0	0	33	
14	Darden,Brian	* 3-11	1-6	0-0	0 2 2	0	7	0	0	0	0	36	
32	Adams,Dionte	* 0-2	0-0	0-0	1 0 1	1	0	0	1	0	0	20	
34	Johnson,Jr,Reginald	* 4-13	0-6	2-2	1 0 1	1	10	2	3	0	0	37	
12	Miller,Imani	0-0	0-0	0-0	0 0 0	1	0	0	0	0	0	3	
15	Aughburns,Brandon	0-1	0-0	0-0	0 0 0	0	0	0	0	0	0	1	
22	Barnes,Trevond	0-1	0-0	0-0	1 0 1	0	0	0	0	0	0	3	
25	Mitchell,Akim	0-0	0-0	0-0	0 2 2	1	0	0	0	0	0	6	
30	Pressley,Jervon	2-6	0-0	1-2	1 7 8	3	5	0	3	0	0	18	
31	Wilson-Fisher,Charle	1-3	0-1	2-2	0 1 1	0	4	0	0	0	0	7	
50	Fisher,Kalin	0-3	0-1	0-0	0 0 0	0	0	0	0	0	0	5	
Team					2 3 5								
Totals		17-56	3-19	8-10	9 22 31	11	45	4	7	0	1	200	
FG % 1st Half: 8-27		29.6%	2nd half: 9-29	31.0%	Game: 17-56	30.4%	Deadball		Rebounds				
3FG % 1st Half: 2-11		18.2%	2nd half: 1-8	12.5%	Game: 3-19	15.8%	Rebounds		1				
FT % 1st Half: 3-4		75.0%	2nd half: 5-6	83.3%	Game: 8-10	80.0%							

Virginia 81 • 27-7														
##	Player	Total		3-Ptr	Rebounds			PF	TP	A	TO	Blk	Stl	Min
		FG-FGA	FG-FGA	FT-FTA	Off	Def	Tot							
00	Hall,Devon	* 0-2	0-2	0-0	0	3	3	2	0	2	1	0	0	26
13	Gill,Anthony	* 8-13	0-0	3-3	2	5	7	2	19	4	1	0	2	27
15	Brogdon,Malcolm	* 4-9	2-5	1-1	1	1	2	1	11	4	0	0	1	28
21	Wilkins,Isaiah	* 3-4	0-0	0-2	2	2	4	0	6	2	1	2	0	17
32	Perrantes,London	* 4-9	4-8	0-0	0	4	4	2	12	4	0	0	0	30
04	Shayok,Marial	4-6	2-3	0-0	0	1	1	2	10	2	2	0	0	12
10	Tobey,Mike	4-6	0-0	0-0	0	6	6	4	8	0	0	3	0	15
11	Nolte,Evan	2-5	2-4	0-0	0	3	3	1	6	0	0	1	1	16
24	Kirven,Caid	0-0	0-0	0-0	0	1	1	0	0	0	0	0	0	2
31	Reuter,Jarred	0-0	0-0	0-0	0	0	0	0	0	1	0	0	0	3
33	Salt,Jack	1-1	0-0	1-2	0	0	0	0	3	0	0	0	0	3
34	Jones,Jeff	0-1	0-1	0-0	0	0	0	0	0	0	0	0	0	2
51	Thompson,Darius	2-2	2-2	0-0	0	0	0	0	6	1	0	1	0	19
Team					1	5	6							
Totals		32-58	12-25	5-8	6	31	37	14	81	20	5	7	4	200
FG % 1st Half: 16-28		57.1%	2nd half: 16-30	53.3%	Game: 32-58		55.2%	Deadball						
3FG % 1st Half: 7-13		53.8%	2nd half: 5-12	41.7%	Game: 12-25		48.0%	Rebounds						
FT % 1st Half: 1-1		100.0	2nd half: 4-7	57.1%	Game: 5-8		62.5%	1						

Score by periods	1st	2nd	Total		
Hampton	21	24	45	Points	In
Virginia	40	41	81	HAMM	Paint
				VA	20
					9
					13
					4
					6
					9
					33

Last FG - HAMM 2nd-02:13, VA 2nd-01:10.
Largest lead - HAMM by 4 1st-17:32, VA by 36 2nd-01:10.
HAMM led for 05:23. VA led for 34:04. Game was tied for 00:33.
Score tied - 0 times.
Lead changed - 2 times.

Official Basketball Box Score -- Game Totals -- Final Statistics
Butler vs Virginia
3/19/16 7:10pm at Raleigh, NC

Butler 69 • 22-11														
		Total			3-Ptr		Rebounds							
##	Player	FG-FGA	FG-FGA	FT-FTA	Off	Def	Tot	PF	TP	A	TO	Blk	Stl	Min
04	Wideman, Tyler	* 2-4	0-0	1-2	1	2	3	2	5	1	2	1	0	16
21	Jones, Roosevelt	* 6-16	0-0	6-8	3	2	5	4	18	2	0	0	2	33
24	Dunham, Kellen	* 3-8	2-7	0-0	0	0	0	0	8	2	1	0	1	38
30	Martin, Kelan	* 2-8	0-2	2-2	0	5	5	2	6	0	0	0	1	31
45	Chrabaszcz, Andrew	* 9-13	4-4	3-5	0	2	2	2	25	0	1	0	1	35
00	Etherington, Austin	2-3	1-1	0-0	0	3	3	5	5	2	0	0	2	27
01	Lewis, Tyler	1-1	0-0	0-0	0	2	2	1	2	0	0	0	0	9
05	Gathers, Jordan	0-1	0-1	0-0	0	1	1	1	0	2	0	0	0	11
Team					0	1	1							
Totals		25-54	7-15	12-17	4	18	22	17	69	9	4	1	7	200
FG % 1st Half: 10-22		45.5%	2nd half: 15-32	46.9%	Game: 25-54		46.3%							
3FG % 1st Half: 2-5		40.0%	2nd half: 5-10	50.0%	Game: 7-15		46.7%							
FT % 1st Half: 3-6		50.0%	2nd half: 9-11	81.8%	Game: 12-17		70.6%	Deadball Rebounds 3,1						

OFFICIAL NCAA BASKETBALL BOX SCORE Date March 13, 1976 Site Charlotte, NC

Final		VISITING TEAM (Last Name, First)		FIELD GOALS		FREE THROWS		Re-bounds	Pers. Fouls	TOTAL POINTS	Ass'ts	Turn-overs	Bl'nd Shots	Steals	Mins. Played
No.	De Paul	Made	Att'd	Made	Att'd										
11	Norwood, Ron	11	15	6	7	2	3	28	2	5	2	0	40		
22	Rosen, Randy	0	1	2	2	1	3	2	0	1	0	0	20:00		
30	Walters, Curtis	3	4	4	6	8	2	10	1	0	1	0	37:00		
31	Pancrazio, Andy	3	5	1	2	3	1	7	0	1	2	0	23:00		
10	Corrine, Dave	4	10	6	6	4	5	14	1	4	2	0	32:00		
13	Pensotto, Joe	3	9	0	1	12	2	6	3	4	1	1	36:20		
0	Farland, Gary	1	2	0	0	1	0	2	0	1	0	0	9:00		
2	Hok, Randy	0	0	0	0	0	0	0	0	0	0	0	0:55		
							</								

PERCENTAGES: FG: 1st Half 51.9% (13-25) 2nd Half 57.9% (11-19) Game 54.3% Deadball Rebounds: 3
 FT: 1st Half 50.0% (2-4) 2nd Half 60.0% (11-20) Game 79.2%

HOME TEAM (Last Name, First)		FIELD GOALS		FREE THROWS		Re-bounds	Pers. Fouls	TOTAL POINTS	Ass'ts	Turn-overs	Bl'nd Shots	Steals	Mins. Played
No.	Virginia	Made	Att'd	Made	Att'd								
#11	Walker, Wally	4	15	3	3	7	5	11	2	0	0	0	21:35
#14	Joussan, Marc	4	8	1	2	2	2	9	1	6	0	1	36:30
#4	Fulton, Otis	5	8	0	0	8	1	10	1	4	1	1	31:30
#1	Langlois, Billy	5	14	4	4	2	5	14	2	3	0	0	22:22
#4	Koesters, Dave	4	11	0	0	1	3	8	1	2	0	0	29:02
#5	Castellan, Steve	1	3	2	2	3	1	4	0	0	1	0	11:45
#2	Stokes, Bob	2	3	0	0	0	1	4	0	0	0	2	17:00
#0	Erskine, Tom	0	0	0	0	0	2	0	0	0	0	0	3:02
TEAM REBOUNDS (Included in Totals)						2							
TOTALS		25	62	10	11	25	20	60	7	15	2	4	200

PERCENTAGES: FG: 1st Half 57.1% (16-28) 2nd Half 54.9% (9-16) Game 40.3% Deadball Rebounds: 2
 FT: 1st Half 50.0% (5-10) 2nd Half 100.0% (5-5) Game 90.9%

OFFICIALS: Mike Stuckner & Elaine Sylvester
 Technical Fouls: Virginia, 2
 Attendance: 11,664
 Score by Periods: 1st H. 2nd H. OT OT FINAL
 DEPAUL 31 38 69
 VIRGINIA 31 33 60

OFFICIAL NCAA BASKETBALL BOX SCORE Date 3-19-81 Site The Omni-Atlanta GA

VISITORS (Last Name, First)		HOME TEAM								NCAA EAST REGIONAL				
No.	TENNESSEE	FG	FGA	FT	FTA	REB	PF	TP	A	TO	BLK	S	MIN	
14	ELLIS, DALE	f	6	12	1	2	9	4	13	1	5		39	
53	RAY, STEVE	f	2	4	0	0	0	1	4	1	1		33	
44	WOOD, HOWARD	c	4	9	0	0	4	1	8	2	3	3	39	
12	LITTLETON, ED	g	2	3	0	0	0	3	4	2	1		13	
30	CARTER, GARY	g	4	9	1	2	4	4	9	2			39	
21	BROOKS, MICHAEL		3	8	0	0	1	2	6	6	3	2	27	
10	BEAMAN, TYRONE		2	2	0	0	0	3	4	2			7	
23	FEDERMANN		0	0	0	0	0	0	0					
24	LOVE, ANTHONY		0	0	0	0	0	0	0	1			1	
40	BURTON, WILLIE		0	1	0	0	0	0	0		1		1	

FG %: 1st Half 52.1% (13-25) 2nd Half 40.7% (11-27) Game 47.9% Deadball Rebounds: 1
 FT %: 1st Half 50.0% (2-4) 2nd Half 0.0% (0-0) Game 50.0%

No.	VIRGINIA	PG	FGA	FT	FTA	REB	PF	TP	A	TO	BLK	S	MIN
3	LAMP, JEFF	f	8	11	2	2	5	0	18	2	1		36
44	GATES, TERRY	f	2	2	0	0	4	1	4	1		1	32
50	SAMPSON, RALPH	o	4	13	1	2	5	1	9	1	3	4	24
11	WILSON, OTHELL	g	2	3	5	6	2	1	9	2	1		34
24	JONES, JEFF	g	8	6	4	5	3	2	10	5	2		43
25	RAKER, LEE		4	5	2	2	3	1	10			1	17
60	LATTIMORE, LEWIS		0	0	0	0	1	2	0		1		4
10	ROBINSON, CRAIG		0	0	0	0	1	0	0		1		4
15	STOKES, RICKY		1	3	0	0	0	2	2		1		4
63	KLEIN, JEFF		0	0	0	0	0	0	0		1		1
5	COLLINS, LOUIS		0	0	0	0	1	0	0				1
TEAM REBOUNDS (Included in Totals)						2							
TOTALS		24	43	14	17	27	10	62	11	11	4	9	200

FG %: 1st Half 52.3% (13-25) 2nd Half 55.0% (11-20) Game 55.8% Deadball Rebounds: 2
 FT %: 1st Half 50.0% (2-4) 2nd Half 12.5% (1-8) Game 82.4%

OFFICIALS: Edgar Cartotto & James Burroughs-Richard Weiler
 Technical Fouls: Tennessee, 2
 Attendance: 15,401
 Score by Periods: 1st H. 2nd H. OT OT FINAL
 TENNESSEE 26 22 48
 VIRGINIA 27 35 62

OFFICIAL NCAA BASKETBALL BOX SCORE Date March 18, 1981 Site Charlotte, NC

VISITORS (Last Name, First)													Final - Second Round Game														
No.	VILLANOVA	FG	FGA	FT	FTA	REB	PF	TP	A	TO	BLK	S	PTS														
10	BRADLEE, STEWART	10	8	15	0	0	2	3	16	3	2	0	0	38													
53	JENKIEWICZ, TOM	10	5	8	1	1	2	2	11	3	2	0	1	37													
40	MOORE, JOHN	10	6	11	1	3	4	5	11	1	5	0	0	37													
30	HOWARD, ARON	10	1	5	1	1	6	4	3	0	3	0	1	32													
40	BRADLEY, ALAN	10	3	8	1	2	13	4	7	0	6	1	2	37													
20	MULLENN, MIKE	10	1	2	0	0	1	0	2	0	1	0	0	11 1/2													
44	DEAS, TERRY	10	0	1	0	0	0	0	0	1	0	0	0	5													
TEAM REBOUNDS (Included in Totals)													2														
TOTALS													23	50	4	7	30	18	50	8	19	1	6	200			

FG %: 1st Half 41.9% (13-31) 2nd Half 47.2% (10-21) Game 46.0% Deadball Rebounds: 1
 FT %: 1st Half 50.0% (1-2) 2nd Half 60.0% (3-5) Game 57.1%

HOME		VISITOR		FIELD GOALS		FREE THROWS		REBOUNDS		PERCENTAGES		POINTS		MIN.	
No.	Player	Made	Att.	Made	Att.	Made	Att.	Made	Att.	A	T	BK	S	PTS	MIN.
11	WILSON, OTHELL	1	7	2	2	4	3	4		5	3	0	4	32	
24	JONES, JEFF	1	3	6	2	2	0	8		1	3	0	1	39	
50	JAMMISON, RALPH	7	9	3	7	12	2	17		4	3	0	0	31	
3	LAMP, JEFF	3	12	4	4	2	2	10		1	3	0	1	38	
44	GATES, TERRY	1	2	0	0	3	1	2		0	0	0	0	20	
15	JONES, RICKY	1	1	0	0	0	1	2		1	0	0	0	7	
10	ROBINSON, CRAIG	0	0	0	0	1	0	0		0	0	1	0	4	
20	RAKER, LEE	4	7	1	2	1	1	9		2	1	0	0	21	
50	LATTIMORE, LEWIS	1	1	0	0	0	1	2		0	0	0	0	8	
TEAM REBOUNDS (Included in Totals)						4									
TOTALS		31	45	12	17	27	11	54		11	13	1	6	200	

FG %: 1st Half 54.6% (12-22) 2nd Half 57.1% (9-23) Game 46.7% Deadball Rebounds: 1
 FT %: 1st Half 50.0% (0-1) 2nd Half 25.0% (2-8) Game 36.6%

OFFICIALS: Tim Burt, Danny Bruno & Dave Shaw
 Technical Fouls: Villanova, 1
 Attendance: 15,401
 Score by Periods: 1st H. 2nd H. OT OT FINAL
 VIRGINIA 27 29 50
 VIRGINIA 24 30 54

OFFICIAL NCAA BASKETBALL BOX SCORE Date Mar. 21, 1981 Site The Omni-Atlanta GA

VISITORS (Last Name, First)													
No.	BRIGHAM YOUNG	FG	FGA	FT	FTA	REB	PF	TP	A	TO	BLK	S	MIN
24	ROBERTS, FRED 25:34 f	6	8	0	1	7	5	12	5	3	1	1	36
44	TRIMBO, STEVE f	4	8	3	4	8	2	11	2	2			34
50	KITE, GARY g	2	6	0	1	5	4	4	0	3	1		37
22	AINSE, DANNY g	4	13	5	5	3	4	13	5	3			38
23	CRAIG, STEVE 11:20 g	4	8	4	4	1	0	12	3	1		1	27
40	BALLIE, GREG	2	4	2	2	3	3	6		2			14
41	CHRISTENSEN, CRAIG	0	1	0	0	0	0	0					1
37	SARGENT, TIM 0	0	2	0	0	0	1	0					8
42	FURNISS, GARY	1	1	0	0	2	0	2					4
20	WEBER, RICHIE	0	0	0	0	1	0	0					1

FG %: 1st Half 46.2% (12

SECOND SEMIFINAL - 43rd ANNUAL NATIONAL COLLEGIATE BASKETBALL CHAMPIONSHIP

OFFICIAL NCAA BASKETBALL BOX SCORE Date March 28, 1981 Site The Spectrum - Philadelphia, Penn.

VISITORS (Last Name, First)

No.	NORTH CAROLINA	FG	FGA	FT	FTA	REB	PF	TP	A	TO	BLK	S	MIN
30	WOOD, AL	f	14	19	11	13	10	3	39	1	0		36 1/2
52	WORTHY, JAMES	f	2	8	4	7	3	2	8	1	2	1	40
41	PERKINS, SAM	g	4	7	3	5	9	4	11	1	3	1	40
11	PEPPER, MIKE	g	0	4	0	0	1	2	0	0	0		11
21	BLACK, TIMMY	g	4	6	2	3	1	4	10	4	2	2	32
44	DOHEATY, MATT		0	1	8	9	4	1	8	3	4	1	32
24	BRADDOCK, TIM		0	1	0	0	0	0	0	1	0		8
32	KENNY, ERIC		1	1	0	0	1	0	2	0	0		4 1/2

FG %: 1st Half 8/21 = 38.1% 2nd Half 17/26 = 65.4% Game 53.2
 FT %: 1st Half 11/14 = 78.6% 2nd Half 17/22 = 77.3% Game 76.7

HOME

No.	VIRGINIA	FG	FGA	FT	FTA	REB	PF	TP	A	TO	BLK	S	MIN
3	LANB, JEFF	1	7	18	4	4	7	6	18	4	1	3	39
44	GATES, TERRY	1	1	1	0	0	4	4	2	0	0		23
50	SAMPSON, RALPH	0	3	10	5	7	9	3	11	1	4	3	36
11	WILSON, OTHELL	9	4	7	0	0	2	4	8	3	5	1	23
24	JONES, JEFF	9	5	13	1	1	3	3	11	5	3	1	30 1/2
15	STOKES, RICKY	0	2	0	0	1	3	0	0	1			15 1/2
25	RAKER, LEE	2	5	9	3	3	5	5	13	1	0	1	25 1/2
55	LATTIMORE, LEWIS	1	1	0	0	1	0	2	0	0			1 1/2
TEAM REBOUNDS (Included in Totals)													
TOTALS													

FG %: 1st Half 12/24 = 50% 2nd Half 14/36 = 38.9% Game 43.6
 FT %: 1st Half 3/4 = 75% 2nd Half 10/11 = 90.9% Game 86.7

OFFICIALS: Dale Kelley (SEC) James Howell (SOUTHEAST)

Technical Fouls:

Attendance 18276

No.	CAROLINA	1st H.	2nd H.	OT	OT	FINAL
27	51					78
27	38					65

FINAL 20

THIRD PLACE GAME-43rd ANNUAL NATIONAL COLLEGIATE BASKETBALL CHAMPIONSHIP

OFFICIAL NCAA BASKETBALL BOX SCORE Date Mar 30, 1981 Site The Spectrum, Philadelphia

VISITORS (Last Name, First)

No.	VIRGINIA	FG	FGA	FT	FTA	REB	PF	TP	A	TO	BLK	S	MIN
25	RAKER, LEE	1	7	14	7	8	5	2	21	3	5		29
44	GATES, TERRY	1	2	5	4	5	5	5	8				24
55	LATTIMORE, LEWIS	0	1	4	0	0	6	3	2	1	1		18
3	LANB, JEFF	9	7	13	11	11	8	3	25	1	5		38
23	KLEIN, JEFF	9	0	1	0	0	0	3	0	1	1	1	16
5	COWINS, LOUIS	0	0	0	0	0	0	0	0				2
10	ROBINSON, CRAIG	0	2	1	2	1	0	0	1				4
11	WILSON, OTHELL	1	6	7	8	1	1	9	2	2		1	32
24	JONES, JEFF	1	2	0	0	2	0	2	2	2		2	26
50	SAMPSON, RALPH	3	8	4	4	11	6	10	2	1	0		16 1/2
15	STOKES, RICKY	0	3	0	0	0	0	0	2	1	0		4 1/2
TEAM REBOUNDS (Included in Totals)													
TOTALS													

FG %: 1st Half 14/35 = 40% 2nd Half 8/23 = 34.8% Game 37.9
 FT %: 1st Half 9/10 = 90% 2nd Half 25/28 = 89.3% Game 89.5

HOME

No.	LOUISIANA STATE	FG	FGA	FT	FTA	REB	PF	TP	A	TO	BLK	S	MIN
24	MITCHELL, LEONARD	7	12	2	5	12	5	16	1	1		2	36
40	MACCUM, DURAND	0	3	0	0	5	5	0	0	2			16
43	COOK, ERIC	8	14	5	8	2	2	21	1	3		4	40
21	MARTIN, ETAN	3	8	0	1	1	6	6	7	6		4	26
32	CARTER, HOWARD	7	14	0	0	6	5	14	1	1		1	24
10	SIMS, WILLIE	5	10	3	4	3	3	13	2	3		2	21
12	JONES, JOHNNY	2	6	0	0	2	3	4	2				14
20	TUDOR, JOHN	0	1	0	0	1	2	0					9
22	BERGERON, BRIAN	0	0	0	0	0	0	0	1				2 1/2
34	BLACK, TYRONE	0	1	0	0	2	0	0					1
TEAM REBOUNDS (Included in Totals)													
TOTALS													

FG %: 1st Half 13/35 = 37.1% 2nd Half 19/34 = 55.9% Game 46.4
 FT %: 1st Half 3/5 = 60.0% 2nd Half 7/12 = 58.3% Game 65.6

OFFICIALS: Dale Kelley (SEC) James Howell (SOU)

Technical Fouls:

Attendance 18276

No.	CAROLINA	1st H.	2nd H.	OT	OT	FINAL
37	41					78
29	45					74

NCAA REGIONAL SECOND ROUND First Game

OFFICIAL NCAA BASKETBALL BOX SCORE Date March 19, 1982 Site Indianapolis, Indiana

VISITORS (Last Name, First)

No.	TENNESSEE	FG	FGA	FT	FTA	REB	PF	TP	A	TO	BLK	S	MIN
4	ELLIS, DALE	1	5	10	6	8	9	5	16	0	1	0	37
23	RAY, STEVE	1	2	3	0	0	3	4	4	3	2	0	36
10	BURTON, WILLIE	0	0	0	0	0	3	5	0	1	0	0	17
11	BEAMAN, TYRONE	0	5	1	3	0	4	1	8	2	0	2	37
21	BROOKS, MICHAEL	11	17	2	3	2	1	24	1	0	0	1	40
22	HYATT, GERALD	0	0	2	2	0	0	2	1	0	0	0	9
23	CARTER, MYRON												
24	EVANS, WALTER												
25	MCDONALD, SETH												
31	WOODS, KEVIN	0	1	0	0	0	0	0	0	0	0	0	4
32	NALER, KIRK												
33	FEDERMANN, DAN	2	3	0	1	3	4	4	0	1	0	0	20
TEAM REBOUNDS (Included in Totals)													
TOTALS													

FG %: 1st Half 5/10 = 50% 2nd Half 4/29 = 13.8% Game 26.7
 FT %: 1st Half 6/7 = 85.7% 2nd Half 6/26 = 23.1% Game 44.7

HOME

No.	VIRGINIA	FG	FGA	FT	FTA	REB	PF	TP	A	TO	BLK	S	MIN
4	MILLER, JIM	1	1	2	0	0	6	3	4	1	2	0	29
10	ROBINSON, CRAIG	1	2	7	0	0	6	3	4	1	2	0	29
50	SAMPSON, RALPH	0	9	14	1	6	9	3	19	3	0	2	36
24	JONES, JEFF	9	4	6	2	5	7	2	10	3	1	1	38
45	MULLEN, TIM	9	4	6	1	2	0	2	9	0	2	0	24
11	WILSON, OTHELL	2	3	1	2	1	1	5	1	2	0	0	22
12	CARPENTER, DEAN												
15	STOKES, RICKY	0	1	2	2	1	2	2	0	0	0	0	18
30	EDELIN, KENTON	1	2	1	1	2	4	3	0	0	0	1	16
32	NEWBURG, DOUG												
33	JOHNSON, KENNY												
51	MERRIFIELD, DAN												
TEAM REBOUNDS (Included in Totals)													
TOTALS													

FG %: 1st Half 4/7 = 57.1% 2nd Half 6/27 = 22.2% Game 38.1
 FT %: 1st Half 3/0 = 0% 2nd Half 4/55 = 7.3% Game 38.1

OFFICIALS: Jack Savidge, Charles Range, Arthur Mellace

Technical Fouls:

Attendance 14,754

No.	CAROLINA	1st H.	2nd H.	OT	OT	FINAL
32	19					51
25	29					54

NCAA MIDEAST REGIONAL

OFFICIAL NCAA BASKETBALL BOX SCORE Date March 18, 1982 Site Birmingham Coliseum

VISITORS (Last Name, First)

No.	UAB Blazers (25-5)	FG	FGA	FT	FTA	REB	PF	TP	A	TO	BLK	S	MIN	
40	Chris Giles	f	2	7	1	2	6	3	5	2	2	0	1	40
15	Luellen Foster	f	4	7	4	5	3	1	12	4	0	0	2	37
55	Norman Anchrum	g	2	10	1	3	3	3	5	0	2	2	1	27
14	Jonath Nicholas	g	4	6	3	4	5	7	11	0	0	1	2	27
20	Oliver Robinson	g	8	17	7	7	5	2	23	9	5	0	1	40
11	Murry Bartow DNP													
12	Marvin Ray Johnson DNP													
24	Raymond Gause		0	1	0	0	0	1	0	0	0	0	0	6
32	Scott McCabe DNP													
42	Lex Drum DNP													
44	Craig Lane		6	0	2	2	1	1	2	1	0	0	0	7
52	Donnie Speer		4	7	2	2	2	4	10	0	2	1	1	16
TEAM REBOUNDS (Included in Totals)														
TEAM= 3														

FG %: 1st Half 44% (14-32) 2nd Half 43.8% (10-22) Game 43.6%
 FT %: 1st Half 83.3% (5-6) 2nd Half 78.9% (15-19) Game 80.6%

HOME

QME	F 1st Hair	2nd Hair	3rd Hair	Game	Rebounds								
No.	Virginia (20-4)	FG	FGA	FT	FTA	REB	PF	TP	A	TO	BLK	S	MIN
4	Jim Miller	f	3	10	4	4	5	4	10	1	3	0	26
10	Craig Robinson	f	2	5	2	2	4	3	6	0	6	0	37
50	Ralph Sampson	o	8	18	7	6	21	4	19	2	1	2	37
24	Jeff Jones	g	9	9	0	0	1	3	18	4	4	0	37
45	Tim Mullen	g	3	7	1	1	3	5	7	1	2	0	30
11	Othell Wilson		0	1	0	0	0	0	0	0	0	0	4
12	Dean Carpenter												
15	Ricky Stokes		1	3	0	1	3	2	2	2	0	0	26
30	Kenton Edelin		2	4	0	3	7	3	4	2	2	0	27
32	Doug Newburg												
33	Kenny Johnson												
51	Dan Merrifield												

OFFICIAL NCAA BASKETBALL BOX SCORE Date 3/19/83 Site BSU PAULION (BASE, ID)

VISITORS (Last Name, First)																	
No.	WASHINGTON STATE	FG	FGA	FT	FTA	REB	PF	TP	A	TO	BLK	S	MIN				
32	POLLARD, BRYAN	1	2	5		4		4	2	1			27				
33	HARRIEL, STEVE	1	2	6	0	1	2	5	2	2		4	23				
44	BROWN, RICKY	9	3	10	3	4	7	3	2	1	1		34				
80	EHLO, CRAIG	9	5	10	2	4	6	4	5	7	1	1	57				
35	WINKLER, CHRIS	9	2	4	-	1	5	4	4	1			28				
0	JENNINGS, OTIS																
11	RUBIN, DON					1	3		2				6				
14	ROBINSON, CHARL	1	1					2					1				
24	RHYMES, BILLY JOE																
25	MORRISON, KEITH					1	2		1				6				
31	MARRINS, ARON	5	10	4	5	9	2	14					33				
54	WURH, MIKE					1							3				
TEAM REBOUNDS (Included in Totals)						2											
TOTALS						20	46	9	14	33	25	49	14	15	3	5	200

HOME													FT %: 1st Half 3-5 .600 2nd Half 4-9 .444 Game 6-13 .462													Rebounds 2					
No.	VIRGINIA																														
	FG	FGA	FT	FTA	REB	PF	TP						A	TO	BLK	S	MIN														
4 MILLER, JIM	1	3	4	1	2	2	7						3	2				28													
10 ROBINSON, CRAIG	1	3	9	1	3	3	2	7						0	1			38													
50 SAMPSON, RALPH	0	6	8	3	7	12	3	15						2		4		38													
11 WILSON, OTHELL	9	4	11	6	10	4	4	14						5	4		5	30													
34 CARLISLE, RICK	9	1	3	4	4	4	2	6						3	1			36													
15 STOKES, RICKY	2	3	1	1	1	4	5						5	3			23														
30 EDELIN, KENTON													1						9												
32 NEWBURG, DOUG																															
42 SMITH, WINGO																															
44 LAMBIOTTE, KENNY																															
45 MULLEN, TIM																															
51 MERRIFIELD, DAN													1						3												
TEAM REBOUNDS (Included in Totals)																															
TOTALS													19	38	16	27	24	19	54	18	13	4	9	200							

OFFICIALS: JAMES HOWELL, MICKY CROWLEY, ED MARACICH

Technical Fouls: COACH RAVELING

Attendance: 12,177 *By National Collegiate Athletic Association 1972

SCORE BY PERIODS 1st H. 2nd H. OT OT FINAL

WASHINGTON ST 25 24 49

VIRGINIA 30 24 54

OFFICIAL NCAA BASKETBALL BOX SCORE Date March 24, 1983 Site DEER CENTER - Ogden, Utah

VISITORS (Last Name, First)																
No.	FG	FGA	FT	FTA	REB	PF	TP	MIN	A	TO	BLK	S				
32 CLARK, MATTY	1	1	4	2	3	3	4	4	26	3	1	0	0			
58 GARRIS, JOHN	1	8	15	9	10	12	2	25	36	1	1	4	0			
42 MURPHY, JAY	0	9	15	5	8	12	2	23	31	0	2	1	0			
5 PERSSLEY, DOMINIC	9	4	8	3	6	5	4	11	27	3	1	1	1			
31 ADAMS, MICHAEL	9	7	22	4	5	5	2	18	34	0	3	0	1			
10 Kelley, Ted									0							
15 O'Shea, Tim	0	0	0	0	1	0	0		2	0	0	0	0			
20 McCready, Roger	1	2	1	2	0	1	3		4	0	1	0	0			
21 Schmidt, Mark																
22 Sinicki, Mike																
31 Teller, Terrance	3	6	0	0	3	4	6		13	0	2	0	0			
30 Primus, Stu	1	5	0	0	3	5	2		19	0	2	0	0			
44 Adams, Burnett	0	1	0	0	1	5	0		8	0	0	0	0			
50 Crevier, Ron																
TEAM REBOUNDS (Included in Totals)					2											
TOTALS					34	78	24	34	47	27	92	200	15	13	6	2

UNIVERSITY OF VIRGINIA													HOME												
No.	FG	FGA	FT	FTA	REB	PF	TP	MIN	A	TO	BLK	S	No.	FG	FGA	FT	FTA	REB	PF	TP	MIN	A	TO	BLK	S
4 MILLER, JIM	1	4	12	0	0	2	5	8		3	2		28												
10 ROBINSON, CRAIG	1	2	7	5	9	15	3	9	0	1			38												
50 SAMPSON, RALPH	c	9	13	1	3	11	5	19	2				19	1	0	4	1								
11 WILSON, OTHELL	9	8	18	2	5	3	2	18	3	6			36												
34 CARLISLE, RICK	9	7	13	8	5	3	22		3	1			32												
15 Mullen, Tim	0	2	2	2	1	0	2		0	2			4												
30 Stokes, Ricky		4	4	4	5	1	4	12		4	4		26												
32 Newburg, Doug		2	3	1	4	11	5	5		2	3		18												
42 Smith, Wingo																									
44 Lambiotte, Ken																									
51 Merrifield, Dan		0	0	0	0	0	0	0		0	0		1	0	0	0	0								
TEAM REBOUNDS (Included in Totals)													1												
TOTALS													36 72 23 36 49 27 95 200 19 13 6 1												
FG %: 1st Half 19-41 .463 2nd Half 17-31 .548 Game 36-72 .500													Deadball												

OFFICIAL NCAA BASKETBALL BOX SCORE Date 18 March 1984 Site Meadowlands Arena

VISITORS (Last Name, First)

No.	Virginia	FG	FGA	FT	FTA	REB	PF	TP	MIN	A	TO	BLK	S
4	Jim Miller	f	4	5	1	2	0	4	9	24	0	2	0
30	Kenton Edelin	f	4	4	0	0	6	1	8	41	1	1	2
24	Olden Polynice	c	2	4	1	2	4	4	5	38	0	2	0
11	Othell Wilson	g	6	14	1	2	2	2	13	43	3	3	1
34	Rick Carlisle	g	6	10	0	0	6	0	12	36	7	6	0
12	Anthony Solomon												
15	Ricky Stokes		2	4	0	0	0	3	4	24	2	0	0
22	Tom Sheehy		1	1	0	0	0	1	2	6	0	2	0
33	Kenny Johnson												
45	Tim Mullen												
51	Dan Merrifield		0	0	0	0	0	0	0	8	0	1	0
TEAM REBOUNDS (Included in Totals)													
TOTALS													
FG %: 1st Half .526 2nd Half .652 Game .595 Deadball Rebounds 2													
FT %: 1st Half .500 2nd Half .500 Game .500													

No.	Arkansas	FG	FGA	FT	FTA	REB	PF	TP	MIN	A	TO	BLK	S
24	Charles Balentine	f	3	7	2	2	1	1	8	43	2	1	0
33	Leroy Sutton	c	0	2	3	4	2	2	3	42	0	3	1
35	Joe Kleine	c	6	10	3	4	7	2	15	45	0	6	1
14	Ricky Norton	g	5	10	1	2	1	4	11	43	2	2	1
21	Alvin Robertson	g	6	12	2	4	4	4	14	45	7	4	3
11	Jimmy Dykes												
12	Scott Rose		0	1	0	0	0	0	0	2	0	0	0
20	Kevin Rehl												
22	Robert Kitchen		--	did not dress	--								
23	Keenan DeBose												
30	Mike Ratliff		0	0	0	0	0	0	0	2	0	0	0
44	Jay Crane												
52	Eric Poerschke												
54	Darryl Bedford		0	0	0	0	1	1	0	3	1	0	0
TEAM REBOUNDS (Included in Totals)													
TOTALS													
FG %: 1st Half .429 2nd Half .524 Game .476 Deadball Rebounds 2													
FT %: 1st Half .750 2nd Half .667 Game .688													

OFFICIALS: Paul Gavilan, Beuhl Roach, Jerry Donaghy, Lou Moser (Ref.)	SCORE BY PERIODS	1st H.	2nd H.	OT	OT	FINAL
Technical Fouls:	Virginia	21	28	4		53
Attendance: 16,723	Arkansas	21	28	2		51

OFFICIAL NCAA BASKETBALL BOX SCORE Date March 22, 1984 Site Atlanta, GA

VISITORS (Last Name, First)

No.	Virginia	FG	FGA	FT	FTA	REB	PF	TP	MIN	A	TO	BLK	S
4	Miller, Jim	f	2	9	1	2	0	2	5	25	0	0	0
30	Edelin, Kenton	f	4	4	2	4	2	12	10	34	1	2	0
24	Polynice, Olden	c	4	8	4	7	2	3	12	31	0	2	1
11	Wilson, Othell	g	4	8	9	11	1	5	17	37	3	5	0
34	Carlisle, Rick	g	3	7	2	5	1	1	8	33	7	3	0
15	Stokes, Ricky		4	7	0	3	0	2	8	21	3	1	0
22	Sheehy, Tom		1	2	0	0	1	1	2	11	1	1	0
51	Merrifield, Dan		0	0	1	3	1	0	1	5	1	1	0
45	Mullen, Tim		0	0	0	1	0	0	0	1	0	0	0
12	Solomon, Anthony		0	0	0	0	0	0	0	1	0	0	0
33	Johnson, Kenny		0	0	0	0	0	0	0	1	0	0	0
TEAM REBOUNDS (Included in Totals)													
TOTALS													
FG %: 1st Half .274 2nd Half .688 Game .469 Deadball Rebounds 1													
FT %: 1st Half .500 2nd Half .526 Game .526													

No.	Syracuse	FG	FGA	FT	FTA	REB	PF	TP	MIN	A	TO	BLK	S
12	Addison, Rafael	f	7	18	4	5	2	2	18	38	0	3	1
5	Kerins, Sean	f	5	14	0	0	2	0	3	35	3	1	0
53	Hawkins, Andre	c	0	0	0	0	1	2	0	19	0	1	0
31	Washington, Duayne	g	3	10	2	2	0	0	8	32	3	3	0
33	Waldron, Gene	g	4	8	0	0	0	1	8	31	6	2	0
45	Alexis, Wendell		2	6	2	2	2	6	6	24	3	2	1
11	Monroe, Greg		1	4	0	1	1	2	2	16	5	2	0
25	Triche, Howard		0	0	1	2	1	3	1	2	0	1	0
33	Spera, Sonny		1	1	0	0	1	0	1	2	0	1	0
32	Papadatos, George		0	0	0	0	1	1	0	1	0	0	0
TEAM REBOUNDS (Included in Totals)													
TOTALS													
FG %: 1st Half .276 2nd Half .545 Game .377 Deadball Rebounds C													
FT %: 1st Half .000 2nd Half .750 Game .750													

OFFICIALS: Bobby Dibler, Charles Vacca, Sonny Holmes	SCORE BY PERIODS	1st H.	2nd H.	OT	OT	FINAL
Technical Fouls:	Virginia	26	37			63
Attendance: 16,723	Syracuse	16	39			55

FIRST SEMIFINAL 46th ANNUAL NATIONAL COLLEGIATE BASKETBALL CHAMPIONSHIP FINAL

OFFICIAL NCAA BASKETBALL BOX SCORE Date MAR. 31, 1984 Site KINGDOM, SEATTLE

VISITORS (Last Name, First)

No.	Virginia	FG	FGA	FT	FTA	REB	PF	TP	MIN	A	TO	BLK	S
4	MILLER, Jim	f	6	15		4	2	12	37	1	3		
30	EDELIN, Kenton	f	1	2		3	3	2	36	2	1	1	
24	POLYNICE, Olden	c	4	7	1	1	7	1	43	1			1
11	WILSON, Othell	g	5	12	2	2	3	2	45	5	4	1	2
34	CARLISLE, Rick	g	3	14	2	2	6	2	28 1/2				
15	STOKES, Ricky		1	1	0	2	2	4	24	3			2
22	SHEEHY, Tom		1	3		1	0	2	8	1			
TEAM REBOUNDS (Included in Totals)													
TOTALS													
FG %: 1st Half .400 2nd Half .525 Game .469 Deadball Rebounds 1													
FT %: 1st Half .000 2nd Half .250 Game .250													

No.	Houston	FG	FGA	FT	FTA	REB	PF	TP	MIN	A	TO	BLK	S
40	WINSLOW, Rickie	f	4	7		7	2	8	44		1	1	2
42	YOUNG, Michael	f	8	16	1	4	7	1	45	1	2		
34	OLAJUWON, Akeem	c	4	5	4	6	11	3	45	1	8	5	2
20	FRANKLIN, Alvin	g	2	7	2	2	4	1	45	7	1		1
44	GETTYS, Reid	g	3	7		3	3	6	45	6	3		
14	DICKENS, ERIC								1/2				
22	ALEXANDER, MARVIN								1/2				
TEAM REBOUNDS (Included in Totals)													
TOTALS													
FG %: 1st Half .545 2nd Half .478 Game .500 Deadball Rebounds 0													
FT %: 1st Half .333 2nd Half .667 Game .583													

OFFICIALS: Jim Clark-Henry Nichols-Dick Paparo	SCORE BY PERIODS	1st H.	2nd H.	OT	OT	FINAL
Technical Fouls:	Virginia	23	27			50
Attendance: 38,471	Houston	26	22			48

Date March 13, 1986 Site Greensboro, N.C.

ETNAT

OFFICIALS: Spitzer, Kite, Parramore

Technical Fouls: _____

Attendance 7,640

SCORE BY PERIODS

	1st H.	2nd H.	OT	OT	FINAL
DePaul	34	38			72
Virginia	26	42			68

Copyright 1985 National Collegiate Athletic Association

FINAL

Date 3-16-81 Site JALTLAKE LITY, UT - DEC

HOME (Last Name, First)																	
No.	NAME	Total FG		3-point		FT	Rebounds			PF	TP	A	T	BLK	S	MIN	
		FG	FGA	FG	FGA		Off	Def	Total								
10	VIRGINIA																
10	JOHNSON	5	10			2	2	0	0	2	12	8	3		2	40	
11	MORGAN	2	7	0	1	0	0	1	3	4	0	4	1	3		24	
21	KENNEDY, M.	4	8	1	1	2	2	1	2	3	4	11	2	3	1	29	
22	SHEEHY	4	4			0	0	1	4	5	5	8	0	1	1	20	
42	KENNEDY, A.	5	14			4	5	4	5	9	2	14	1	1		40	
4	METCALF																
5	CALLOWAY																
12	SOLOMON																
20	SIMMS	3	3	2	2	0	0	0	0	0	1	8	0	0		16	
31	COOKE	0	1			0	0	0	0	0	0	0	0	0		8	
32	BLANKS																
34	BATTS	1	1			0	0	1	5	6	1	2	1	0	1	13	
54	MARTIN	0	2			1	2	0	1	1	2	1	1	3	1	10	
TEAM REBOUNDS (included in Totals)											0	1	1				
TOTALS		24	50	3	4	9	11	8	21	29	17	60	14	4	3	5	200
TOTAL FG %: 1st Half		.444		2nd Half		.522		Game		.480		Deadball					
3-Pt. FG %: 1st Half		.000		2nd Half		.750		Game		.750		Rebounds. 2					
FT %: 1st Half		.750		2nd Half		1.000		Game		.818							

Technical Fouls: _____
Attendance: 2371 (PAID) Copyright 1986 National Collegiate Athletic Association

SCORE BY PERIODS -	1st H.	2nd H.	OT	OT	FINAL
WYOMING	29	35			64
VIRGINIA	30	30			60

1st Round NCAA Southeast Regional

Date 3-16-89 Site Memorial Gymnasium

HOME (Last Name, First)																																																																																														
NO	VIRGINIA	Team FG			Team 3pt			FT	FTA	Rebounds			PF	TP	A	TO	BLK	S	MIN																																																																											
		P	F	A	P	F	A			O	D	Tot																																																																																		
20	Bryant Stith	f	7	9				5	6	3	4	7	2	19	0	1	0	1	29																																																																											
30	Matt Blundin	f	1	2				2	3	2	5	7	3	4	0	2	0	0	31																																																																											
32	Brent Dabbs	c	4	8				7	8	1	4	5	3	15	1	3	2	0	33																																																																											
1	Richard Morgan	g	11	22	2	5		9	9	3	2	5	3	33	5	5	1	0	38																																																																											
22	John Crotty	g	9	10	4	4		2	2	0	2	3	2	24	10	3	1	1	37																																																																											
4	Matt Nichols																																																																																													
5	Todd Gates																																																																																													
10	Anthony Oliver	0	0					0	0	0	0	0	0	0	0	0	0	0	2																																																																											
12	Kenny Turner	0	2					0	0	1	0	1	2	0	0	0	0	0	10																																																																											
21	Curtis Williams																																																																																													
24	Dirk Katastra	1	1	1	1	0		0	0	0	0	0	2	3	1	1	0	0	6																																																																											
31	Mark Cooke																																																																																													
42	Brent Bair																																																																																													
14	Jeff Daniel	1	1					0	1	1	2	3	0	2	0	0	0	0	14																																																																											
TEAM REBOUNDS (included in Totals)															0					4																																																																										
TOTALS															34					55					7					10					25					29					11					23					34					18					100					17					15					4					2					200				
TOTAL FG %: 1st Half .19=30(63.3)															2nd Half .15=25(60.0)															Game .34=55(67.8)															Deadball																																																	
3-Pt FG %: 1st Half .3=3(100.0)															2nd Half .8=7(57.1)															Game .2=10(70.0)															Rebounds																																																	
1st Half 5=10(50.0)															2nd Half 19=24(79.2)															Game 2=25(86.2)																																																																

OFFICIALS: Tom Harrington (Referee) Willis McDunkin (U1), Tom Clark (U2)

Technical Fouls: NONE

Attendance 12,541

Copyright 1996 National Collegiate Athletic Association

2nd Round NCAA Southeast Regional

Date 3-18-89 Site Memorial Gym, Nashville, TN

HOME (Last Name, First)																											
No.		VIRGINIA		Time FG		3-point		FT	FTA	Rebounds			PF	TP	A	TO	BLK	S	MIN								
				F	G	A	Pct			F	G	A								Pct	Ost	Def	Tot				
20	Bryant Smith	f	7	14	0	0	12	12	1	3	4	4	26		1	1	0	0	31								
30	Matt Blundin	d	4	11	0	0	2	3	5	8	2	8		0	1	0	0	32									
32	Brent Dabbs	c	1	2	0	0	2	2	0	5	5	4		0	2	0	0	15									
11	Richard Morgan	g	11	22	5	6	6	6	3	5	5	33		0	2	0	0	33									
22	John Crotty	g	10	13	2	3	8	0	5	5	3	25		14	1	0	0	39									
12	Kenny Turner	l	2	0	0	4	4	1	3	4	3	6		0	2	0	1	15									
21	Curtis Williams	0	0	0	0	0	0	0	1	1	0	0		1	2	0	0	1									
24	Dirk Katstra	0	1	0	1	0	0	1	0	1	0	0		1	0	0	0	6									
31	Mark Cooke	0	0	0	0	0	0	0	1	1	0	0		0	1	0	0	1									
42	Brent Bair	0	0	0	0	0	0	0	0	0	0	0		0	0	0	0	0									
44	Jeff Daniel	l	3	0	0	0	0	0	2	8	10	2	2		0	0	0	27									
TEAM REBOUNDS (included in Totals)												0	1	1													
TOTALS												35	64	7	10	27	34	12	33	45	22	104					
TOTAL FG %: 1st Half 19-36 (.528) 2nd Half 6-28 (.214) Games 35-64 (.547)																											
3-PT FG %: 1st Half 3-5 (.600) 2nd Half -5 (.800) Game 2-10 (.700)																											
F%: 1st Half 8-10 (.800) 2nd Half 9-24 (.792) Game 27-34 (.794)																											
												Deadball Rebounds 1															

OFFICIALS: Tom Herrington, Joseph Sylvester,
Tom Clark

Technical Fouls: None

Attendance 13,453 Copyright 1985 National Collegiate Athletic Association

VISITORS (Last Name, First)

Date 3-23-89 Site Lexington, Ky

[illegible][illegible]

OFFICIALS: Gene Monje, Bobby Didler, &

Herman Ramsey

Technical Fouls:_____

* Attendance 22,314

SCORE BY PERIODS	1st H.	2nd H.	OT	OT	FIN
Virginia	42	44			86
Oklahoma	37	43			80

* Attendance 22,314 Copyright 1987 National Collegiate Athletic Association

-VISITORS (Last Name, First)

Date 3-25-89 Site Lexington Ky.

[illegible]

HOME (Last Name, First)																	
No.	Name	Total FG		3-point		FT	FTA	Rebounds			PF	TP	A	TO	BLK	S	MIN
		FG	FGA	FG	FGA			OR	Def	Tot							
41	Michigan (28-7)																
41	Rice, Glen	13	16	4	5	2	2	0	6	6	3	32	2	3	0	2	37
52	Mills, Terry	4	9	0	0	0	0	0	5	5	2	8	2	1	0	1	27
35	Vaught, Loy	4	6	0	0	0	1	2	7	9	3	8	2	0	0	0	21
20	Griffin, Mike	9	0	1	0	0	0	0	0	0	4	0	3	0	0	1	22
21	Robinson, R.	5	9	0	1	3	3	1	2	3	2	13	7	2	0	1	23
13	Calip, Deme	2	3	0	0	2	2	0	5	5	2	6	5	2	0	0	22
24	Higgins, Sean	11	15	7	10	2	3	1	2	3	2	31	0	1	0	0	20
55	Hughes, Mark	1	4	0	0	0	0	0	7	7	4	2	2	0	0	0	20
54	Oosterbaan, JP	1	3	0	1	1	0	0	3	3	1	2	0	0	0	0	6
25	Pelinka, Bob	0	4	0	3	0	0	0	0	0	0	0	0	1	0	0	5
30	Koenig, Marc	0	0	0	0	0	0	0	0	0	0	0	0	1	0	2	2
TEAM REBOUNDS (included in Totals)								2			0	2					
TOTALS		41	70	11	20	9	12	6	37	43	23	102	23	11	0	7	200
TOTAL FG %: 1st Half		57.6%		2nd Half		59.5%		Game		58.6%		Deadball					
3-PT FG %: 1st Half		51.1%		2nd Half		53.8%		Game		55.0%		Rebounds 3					
FT %: 1st Half		66.7%		2nd Half		77.8%		Game		75.0%							

OFFICIALS: Mickey Crowley, Jim Burr, & Frank

Basone

Technical Fouls: None

SCORE BY PERIODS	1st H.	2nd H.	OT	OT	FINAL
Virginia	25	40			65
Michigan	44	58			102

VISITORS (Last name, first) (Indicate starters with an asterisk)

Date 3/18/90 Site Richmond Coliseum

No.	VIRGINIA (20-2)	1st PG		3-point		Rebounds						PF	TP	A	TO	BLK	S	MIN
		FG	FGA	FG	FGA	FT	FTA	ORE	DEF	TOT								
12	TURNER, Kenny	4	10	1	4	0	0	26	8	2	9	1	0	0	39			
20	STITH, Bryant	11	21	5	7	3	4	0	22	3	30	0	3	0	38			
42	JEFFRIES, Ted	1	2	0	0	2	4	0	11	0	4	0	0	0	18			
40	OLIVER, Anthony	0	5	0	0	0	1	11	2	0	0	2	1	4	19			
22	CROTTY, John	4	11	0	2	2	2	11	2	0	10	12	3	0	240			
4	KIRBY, Terry	0	1	0	1	0	0	0	0	0	0	0	0	0	2			
11	SMITH, Doug															DNP		
15	HAVLICEK, Chris																DNP	
23	FORD, Blair																DNP	
24	KATSTRA, Dirk																DNP	
30	BLUNDIN, Matt	2	2	0	0	0	0	51	6	4	4	1	1	0	26			
31	COOKE, Mark																DNP	
44	DANIEL, Jeff	2	3	0	0	0	0	15	6	14		2	0	0	0	18		
52	WILSON, Shawn																DNP	
	TEAM REBOUNDS (included in Totals)							10	1									
	TOTALS	24	55	6	14	7	10	11	72	12	61	19	8	1	6	200		
TOTAL FG% 1st half		10-28 35.7%		2nd half		14-27 51.9%		Game		43-72		Deadball						
3-PT FG% 1st half		2-7 28.6%		2nd half		4-7 57.1%		Game		42-72		rebounds						
FT% 1st half		6-8 75%		2nd half		1-2 50%		Game		70%								

HOME (Last name, first) (Indicate starters with an asterisk)																			
No.	SYRACUSE (26 6)	New FG			Spice			FT	FTA	Rebounds		PF	TP	A	T	BLK	S	MIN	
		FG	FG%	FGA	FG	FGA	Off			Def									
30	OWENS, Billy	7	18	0	4	2	3	4	1	1	16			1	0			40	
40	SCOTT, Tony	4	7	1	4	0	2	0	2	2	9			0	1	0	0	21	
44	COLEMAN, Derrick	4	8	1	2	10	12	3	7	10	3	19		9	3	2	0	21	
12	EDWARDS, Michael	2	5	1	2	0	2	2	2	0	5			3	0	0	0	28	
32	THOMPSON, Stephen	7	16	0	0	0	0	3	3	6	3	14		2	2	0	0	40	
4	JOHNSON, Dave	0	1	0	0	0	0	2	2	0	0			0	0	0	0	12	
10	CAREY, Chaundu																	DNP	
11	BARTELSTEIN, David																	DNP	
13	McRAE, Conrad																	DNP	
4	PALMER, Nicholas																	DNP	
25	ELLIS, Leron	0	1	0	0	0	0	2	1	3	3	0		0	0	0	1	19	
3	HOPKINS, Mike																	DNP	
34	MANNING, Richard																	DNP	
41	ROGERS, Eric																	DNP	
TEAM REBOUNDS (Included in Totals)													1	1	2				
TOTALS		24	56	3	12	12	15	52	35	12	63			15	7	2	2	200	
TOTAL FG%: 1st half 16-33 48.5%		2nd half 8-23 34.8%		Game 42.9%		Deadball 2													
3-P. FG%: 1st half 3-9 33.3%		2nd half 0-3 0%		Game 25%		Rebounds													
FT%: 1st half 6-6 100%		2nd half 6-9 66.7%		Game 86%															
Technical fouls: 1, 051 (sellout)																			
Attendance: Bob Dabler, Tom Rucker,		SCORE BY PERIODS																	
Officials: Sonny Holmes, George Watts [A.E.]		1st H. 2nd H. OT OT FINAL																	
		SYRACUSE 28 33																	
		VIRGINIA 41 22																	
		G-3																	

VISITORS (Last name, first) (Indicate starters with an asterisk)

Date 3-16-44 Site RICHMOND COLISEUM

[illegible]

HOME (Last name, first) (Indicate starters with an asterisk)																	
No.	VIRGINIA (20-14)	Total FG		3-point		FT	FTA	Rebounds		PF	TP	A	TO	BLK	S	MIN	
		FG	FGA	FG	FGA			Off	Def.								Total
12	TURNER, Kenny	4	10	1	2	2	3	3	6	2	11	2	2	0	0	35	
20	STITH, Bryant	7	14	0	1	7	9	5	2	7	1	21	1	1	0	1	38
42	JEFFRIES, Ted	2	4	0	0	0	0	3	3	2	4	0	2	0	1	14	
10	OLIVER, Anthony	1	4	0	0	1	2	0	0	0	2	3	3	0	0	1	33
22	CROTTY, John	8	13	1	6	11	13	1	0	1	3	28	5	0	0	0	35
4	KIRBY, Terry	0	0	0	0	0	0	0	0	0	0	0	0	0	0	7	
11	SMITH, Doug	1	1	0	0	0	0	0	0	0	1	2	0	0	0	0	5
15	HAVLICEK, Chris																DNP
23	FORD, Blair																DNP
24	KATSTRA, Dirk																DNP
30	BLUNDIN, Matt	3	6	0	0	0	0	3	3	6	3	6	0	1	0	0	33
31	COOKE, Mark																DNP
44	DANIEL, Jeff																DNP
52	WILSON, Shawn																DNP
TEAM REBOUNDS (included in Totals)																	
22 24																	
TOTALS		26	52	2	9	21	27	17	16	33	14	75	11	6	0	3	200
TOTAL FG%: 1st half		14-30 46.7%				12-22 54.5%				Game				50%			
3-PL FG%: 1st half		0-4 0%				2-5 40%				Game				22.2%			
FT%: 1st half		0-0 0%				21-26 80.8%				Game				71.8%			
Technical fouls:		11, 051 (sellout)															
Attendance:		Bobby Dibler, Sonny Holmes,															
Officials:		Matts, Pete Davis, Laila															
		NOTRE DAME															
		VIRGINIA															
		18 49															
		28 47															
		75															
		GT GT FINAL															

OFFICIAL NCAA BASKETBALL BOX SCORE
Brigham Young University 21-12Site: Jon M. Huntsman Center
Date: March 14, 1991

BYU (VISITORS)		Total 3-Pts			Rebounds			PF	TP					
		FG	AT	FT	OF	DF	TO			A	T	BLK	S	MIN
31 Roberts, Kenneth	f	1	1	0	0	0	3	3	0	2	1	4	1	24
35 Schreiner, Steve	f	5	6	0	0	2	4	1	3	4	1	0	4	21
45 Bradley, Shawn	c	3	10	0	0	2	2	5	5	3	8	2	10	0
23 Call, Nathan	g	2	3	1	2	2	2	4	3	7	5	3	0	37
44 Moon, Scott	g	2	6	1	1	5	6	0	0	3	10	1	1	0
14 Kane, Keegan	g	0	0	0	0	0	0	0	0	0	0	0	0	22
21 Heslop, Mark	g	1	3	0	2	5	5	0	3	2	7	1	1	0
24 Jones, Robert	g	0	0	0	0	0	0	0	0	0	0	0	0	22
25 Santiago, Mark	g	0	0	0	0	0	0	1	1	0	0	1	1	0
33 Campbell, Jeff	g	0	0	0	0	0	0	0	0	0	0	0	0	7
34 Trost, Gary	g	4	6	0	5	6	3	11	2	13	2	3	1	0
40 Astle, David	g	0	0	0	0	0	0	0	0	0	0	0	0	27
52 Miller, Jared	g	1	2	0	0	0	2	2	1	2	0	0	0	7
Team Totals														
TOTALS		19	37	2	5	21	25	6	30	36	15	61	12	19

Deadball Rebounds: 2, 0: 2
 Tot FG %: 1st Half: 7-17 .412 2nd Half: 12-20 .600 Game: .514
 3-PT FG %: 1st Half: 1-2 .500 2nd Half: 1-3 .333 Game: .400
 FT %: 1st Half: 4-6 .667 2nd Half: 17-19 .895 Game: .840

University of Virginia 21-12

UVA (HOME)		Total 3-Pts			Rebounds			PF	TP					
		FG	AT	FT	OF	DF	TO			A	T	BLK	S	MIN
12 Turner, Kenny	f	3	17	1	6	1	2	7	1	8	5	8	0	1
20 Stith, Bryant	f	4	13	0	3	5	4	4	8	2	13	0	4	1
42 Jeffries, Ted	c	3	9	0	0	0	3	3	6	2	6	0	2	1
10 Oliver, Anthony	g	0	5	0	1	0	0	0	0	5	0	2	1	0
22 Crotty, John	g	8	18	0	3	4	5	1	2	3	20	4	0	0
4 Kirby, Terry	g	0	0	0	0	0	0	0	0	0	0	0	0	0
5 Floriani, Bernie	g	0	0	0	0	0	0	0	0	0	0	0	0	1
11 Smith, Doug	g	0	1	0	1	0	0	0	0	1	0	0	0	9
21 Johnson, Derrick	g	0	0	0	0	0	0	0	0	0	0	0	0	0
23 Ford, Blair	g	0	0	0	0	0	0	0	0	0	0	0	0	0
24 Katstra, Dirk	g	0	2	0	1	0	0	0	0	0	0	0	0	4
30 Blundin, Matt	g	0	0	0	0	0	0	2	2	1	0	0	0	12
33 Parker, Cornell	g	0	0	0	1	2	0	1	1	4	1	0	0	10
44 Stewart, Corey	g	0	0	0	0	0	0	0	0	0	0	0	0	0
52 Wilson, Shawn	g	0	0	0	0	0	0	0	0	0	0	0	0	0
Team Totals														
TOTALS		18	65	1	15	11	14	18	14	32	23	48	7	8

Deadball Rebounds: 2, 0: 2
 Tot FG %: 1st Half: 8-31 .258 2nd Half: 10-34 .294 Game: .277
 3-PT FG %: 1st Half: 1-4 .250 2nd Half: 0-11 .000 Game: .067
 FT %: 1st Half: 5-7 .714 2nd Half: 6-7 .857 Game: .786

OFFICIALS: Hightower (R), Freund, Sanzere

Technical Fouls: none

Attendance: 14,776

Comments: Courtside software by CompuSTATS(TM) / San Diego, CA (619)296-7834

BYU 19 42 26 61
UVA 22 26 26 48

OFFICIAL NCAA BASKETBALL BOX SCORE Date: 3/19/93 Arena: Carrier Dome

VISITORS (Last name, first) (Indicate starters by position or with an asterisk) Starting Time: 8:35 City, State: Syracuse, NY

No.	Team	WL	MANHATTAN (23-9)	Total FG			3-point			FT	FTA	Rebounds			PF	TP					
				FG	AT	FGA	FG	AT	FGA			OF	DF	TOT			A	T	BLK	S	MIN
45 Bullock, Keith	f	5	11	1	5	5	6	3	9	4	15	1	3	0	0	37					
23 Edwards, Carey	f	5	9	2	6	3	2	7	2	15	3	2	0	0	35						
54 Marks, Jamal	f	4	9	0	0	0	2	0	2	8	2	2	0	0	32						
20 Williams, Chris	f	0	7	0	6	2	2	1	3	0	2	3	0	0	33						
10 Birmingham, Brenton	f	6	16	3	7	1	2	0	2	4	16	1	6	0	1	21					
42 Wilson, Carey	f	3	7	1	4	0	0	1	2	3	1	2	2	0	0	26					
14 Hyman, Keaton	f	0	1	0	0	0	0	0	0	4	0	2	0	0	9						
24 Brown, Kareem	f	0	1	0	0	0	1	2	3	1	0	0	1	0	0	4					
21 Phoenix, Justin	f	0	1	0	0	0	0	0	0	0	0	0	0	0	1						
4 Philo, Pete	f	0	0	0	0	0	0	0	0	1	0	1	0	0	1						
15 Dayalli, Jake	f	1	1	1	1	0	0	0	0	0	3	0	0	0	6	1					
Team Totals																					
TOTALS				24	63	7	25	11	12	16	19	36	19	16	15	16	0	3	200		

TEAM REBOUNDS (Included in Totals) 22 4
 TOTAL FG%: 1st half 10-31 32.3% 2nd half 14-32 43.8% Game 24-63 38.1% Deadball
 3-PT FG%: 1st half 3-14 21.4% 2nd half 4-11 36.4% Game 7-25 28.0% rebounds 0
 FT%: 1st half 7-7 100% 2nd half 4-5 80% Game 11-22 50.0%

HOME (Last name, first) (Indicate starters by position or with an asterisk)

No.	Team	WL	VIRGINIA (20-9)	Total FG			3-point			FT	FTA	Rebounds			PF	TP						
				FG	AT	FGA	FG	AT	FGA			OF	DF	TOT			A	T	BLK	S	MIN	
5	PARKER, CORNEL	f	4	8	1	3	3	5	0	5	2	12	0	1	0	1	30					
4	BURROUGH, JUNIOR	f	8	13	0	0	1	2	2	1	3	2	17	4	3	1	1	30				
42	JEFFRIES, TED	f	2	5	0	0	0	2	3	8	11	3	4	3	4	0	2	37				
22	WILLIFORD, JASON	f	3	5	1	2	2	2	3	1	4	2	9	2	1	0	0	22				
12	ALEXANDER, CORY	f	10	18	4	9	3	6	2	5	7	1	27	4	3	0	2	38				
11	SMITH, DOUG	f	0	4	0	4	5	6	1	2	3	1	5	4	0	0	2	28				
24	BARNES, YURI	f	2	2	0	0	0	0	1	0	1	0	4	1	0	0	13					
31	GRAVES, BOBBY	f	0	0	0	0	0	0	0	0	0	0	0	0	0	0	0					
52	WILSON, SHAWN	f	0	0	0	0	0	0	0	1	1	0	0	0	0	1	0	0				
30	ALEXANDER, CHRIS	f	0	0	0	0	0	0	0	0	0	0	0	0	0	0	0					
23	Mitchell, RAHSAUN	f	0	0	0	0	0	0	0	0	0	0	0	0	0	0	0					
15	HAYLICK, CHRIS	f	0	0	0	0	0	0	0	0	0	0	0	0	0	0	0					

TEAM REBOUNDS (Included in Totals) 0 0
 TOTAL FG%: 1st half 16-32 50.0% 2nd half 13-23 56.5% Game 29-55 52.7% Deadball
 3-PT FG%: 1st half 4-9 44.4% 2nd half 2-9 22.2% Game 6-18 33.3% rebounds 5
 FT%: 1st half 2-3 66.7% 2nd half 12-20 60.0% Game 14-23 60.9%

Technical Fouls:

Attendance: 13,703

Officials: Tom Rucker, Steve Welmer,

Phil Rova

NCAA 8880-8/92

OFFICIAL NCAA BASKETBALL BOX SCORE 03-26-93 E. Rutherford

Licensed To: N.J.S.E.A.

FINAL BOX

VISITORS: Virginia																					
NO	PLAYER	FG	FGA	3P	3PA	FT	FTA	OR	DR	TOT	PF	PTS	A	T	BLK	S	MIN				
04	Junior Burroughs	F	7	15	0	0	1	4	2	6	8	2	15	0	4	2	32				
22	Jason Williford	F	5	8	0	0	2	2	4	2	6	3	12	3	1	2	33				
42	Ted Jeffries	C	4	6	0	0	1	2	1	3	3	9	1	3	3	33					
05	Cornel Parker	G	1	5	1	3	0	0	2	5	7	3	3	3	5	1	0	34			
12	Cory Alexander	G	3	14	3	7	2	3	0	1	3	11	4	4	0	1	39				
11	Doug Smith	G	3	0	1	0	0	0	1	1	1	0	2	4	0	1	17				
15	Chris Haylick	DNP																			
23	Rock Mitchell		0	1	0	0	0	0	0	0	0	0	0	0	0	0	1				
24	Yuri Barnes		1	1	0	0	2	2	1	0	3	4	0	0	0	1	8				
31	Bobby Alexander		0	0	0	0	0	0	0	0	0	0	0	0	0	0	1				
33	Bobby Graves	DNP																			
44	Maurice Watkins	DNP																			
52	Shawn Wilson		0	0	0	0	0	0	0	0	0	0	0	0	0	1	2				
TEAM																					
TOTALS			21	53	4	11	8	13	11	21	32	20	54	13	21	8	9	200			

FG 1st (9/27) 33.3 2nd (12/26) 46.2 OT Game (21/53) 39.6 DEADBALL
 3PT 1st (3/5) 60.0 2nd (1/6) 16.7 OT Game (4/11) 36.4 REBOUNDS 2
 FT 1st (3/5) 60.0 2nd (5/8) 62.5 OT Game (8/13) 61.5

Revised

OFFICIAL BASKETBALL BOX SCORE -- GAME TOTALS

New Mexico vs Virginia
3/18/94 11:50 am at NCAA 1st Round, ARCO Arena, Sacramento

VISITORS: New Mexico (23-8)

No.	N A M E	TOT-FG		3-PT		REBOUNDS													
		FG	FGA	FG	FGA	FT	FTA	OF	DE	TOT	PF	TP	A	TO	BLK	S	MIN		
20	WHITE, Marlow	f	5	15	1	9	1	1	2	3	5	2	12	1	3	0	1	37	
30	NEVES, Canonchet	f	2	10	1	6	1	2	2	5	7	2	6	1	1	0	1	35	
25	LAMAR, Lewis	c	2	4	0	0	0	0	4	4	8	4	4	0	2	2	1	34	
05	SMITH, Charles	g	7	12	2	3	4	7	2	3	5	2	20	2	1	0	1	32	
12	BROWN, Greg	g	5	15	2	7	0	0	2	3	5	3	12	4	2	0	1	38	
04	WILLIS, Frank	0	0	0	0	0	0	0	0	0	0	0	0	0	0	0	0	0	
22	PRITCHETT, Scott	0	2	0	0	0	0	0	0	0	0	0	0	0	2	0	1	10	
34	GRIBGO, J.J.	0	1	0	0	0	0	0	1	1	0	0	0	0	0	0	0	3	
35	HAYDEN, Brian	0	0	0	0	0	0	0	1	0	1	0	0	0	0	0	0	6	
45	SCHORSTEIN, Greg	0	1	0	0	0	0	0	0	0	0	0	0	0	0	0	0	5	
TEAM REBOUNDS.....								2		4									
TOTALS		21 60		6 25		6 10		15 21		36 13		54 8		11 2		6 20			

TOTAL FG% 1st Half: 11-30 .367 2nd Half: 10-30 .333 Game: .350 DEADBALL
3-Pt. FG% 1st Half: 3-11 .273 2nd Half: 3-14 .214 Game: .240 REBOUNDS
F Throw % 1st Half: 3-5 .600 2nd Half: 3-5 .600 Game: .600 4

HOME TEAM: Virginia (18-12)

No.	NAME	TOT-FG		3-PT		REBOUNDS							A	TO	BLK	S	MIN		
		FG	FGA	FG	FGA	FT	FTA	OF	DE	TOT	PF	TP							
13	ROBINSON, Jamal	f	2	8	0	0	2	2	3	3	6	3	6	1	1	1	3	28	
22	WILLIFORD, Jason	f	2	7	0	2	1	2	6	2	8	4	5	1	1	0	0	18	
04	BURROUGH, Junior	c	9	19	0	1	2	6	3	5	8	1	20	1	2	1	0	38	
05	PARKER, Cornel	g	1	5	0	1	0	0	0	4	4	1	2	2	2	1	0	35	
21	DEANE, Harold	g	6	12	3	6	3	4	0	3	3	0	18	2	1	1	2	38	
15	HAVLICEK, Chris	0	0	0	0	0	0	0	0	0	0	0	0	0	0	0	0	1	
24	BARNES, Yuri	2	5	0	0	0	0	0	2	2	4	0	4	0	0	0	1	20	
30	ALEXANDER, Chris	0	0	0	0	0	0	0	2	2	0	0	0	0	0	0	0	17	
32	POWELL, Mike	1	1	0	0	0	0	0	0	1	1	2	2	0	1	0	0	5	
TEAM REBOUNDS.....		2																2	4
TOTALS.....		23	57	3	10	8	14	16	24	40	11	57	7	10	5	5	200		

TOTAL FG% 1st Half: 11-32 .344 2nd Half: 12-25 .480 Game: .404 DEADBALL
3-Pt. FG% 1st Half: 1-6 .167 2nd Half: 2-4 .500 Game: .300 REBOUNDS
F Throw % 1st Half: 1-6 .167 2nd Half: 7-8 .875 Game: .571 3

OFFICIALS: Ted VALENTINE, Sid RODEHEFFER, Edward SCHUMER

TECHNICAL FOULS:

New Mexico - none

Virginia - none

ATTENDANCE: 16,477

SCORE BY PERIODS:

	1st	2nd	OT1	OT2	OT3	OT4	TOTAL
New Mexico	28	26					54
Virginia	24	33					57

OFFICIAL BASKETBALL BOX SCORE -- GAME TOTALS

Virginia vs Arizona
3/20/94 12:00 at NCAA 2nd Round, ARCO Arena, Sacramento

VISITORS: Virginia (18-13)

No.	NAME	TOT-FG		3-PT		REBOUNDS								PF	TP	A	TO	BLK	S	MIN
		FG	FGA	FG	FGA	FT	FTA	OF	DE	TOT										
04	BURROUGH, Junior	f	9	22	2	6	0	0	1	4	5	1	20	0	1	1	0	37		
22	WILLIFORD, Jason	f	4	11	4	6	2	2	4	2	6	4	14	3	1	0	2	32		
24	BARNES, Yuri	c	1	9	0	0	0	0	4	4	8	2	2	0	1	0	0	32		
05	PARKER, Cornel	g	2	6	1	3	1	2	3	3	6	4	6	1	1	0	0	33		
21	DEANE, Harold	g	6	17	2	11	0	0	1	3	4	4	14	6	4	0	2	31		
13	ROBINSON, Jamal	1	6	0	2	0	0	0	0	1	1	5	2	2	1	1	1	26		
15	HAVLICEK, Chris	0	0	0	0	0	0	0	0	0	0	1	0	0	0	0	0	0+		
30	ALEXANDER, Chris	0	0	0	0	0	0	2	2	0	0	0	0	0	0	0	0	7		
31	GRAVES, Bobby	0	0	0	0	0	0	0	0	0	0	0	0	0	0	0	0	0+		
32	POWELL, Mike	0	2	0	0	0	0	0	0	0	0	2	0	0	1	0	1	2		
52	WILSON, Shawn	0	1	0	0	0	0	0	0	0	0	0	0	0	0	0	0	0+		
TEAM REBOUNDS.....		1 3 4																		
TOTALS		23 74		9 28		3 6		16 20		36 23		58 12		10 2		6 200				

TOTAL FG% 1st Half: 11-33 .333 2nd Half: 12-41 .293 Game: .311 DEADBALL
3-Pt. FG% 1st Half: 4-9 .444 2nd Half: 5-19 .263 Game: .263 REBOUNDS
F Throw % 1st Half: 0-2 .000 2nd Half: 3-4 .750 Game: .500 2, 1

HOME TEAM: Arizona (27-5)

No.	NAME	TOT-FG		3-PT		REBOUNDS		PF	TP	A	TO	BLK	S	MIN	
		FG	FGA	FG	FGA	FT	FTA								OF
22	OWES, Ray	f	5	13	1	1	4	5	3	7	10	1	15	3 0 2 0 39	
44	GRAY, Reggie	f	0	1	0	1	0	0	2	2	4	3	0	4 2 0 1 34	
50	BLAIR, Joseph	c	3	4	0	0	0	0	3	9	12	1	6	2 1 4 0 32	
03	REEVES, Khalid	g	10	20	0	5	10	13	2	3	5	2	30	2 6 0 2 36	
20	STOUDAMIRE, Damon	g	6	14	2	6	6	7	0	5	5	2	20	1 4 0 1 38	
11	RIGDON, Dylan	0	1	0	0	0	0	0	0	0	0	0	0	0 1 0 0 4	
15	MCLEAN, Joe	0	2	0	2	0	0	0	0	1	1	0	0	0 0 0 0 8	
33	WILLIAMS, Corey	0	0	0	0	0	0	0	0	0	0	0	0	0 0 0 0 0+	
40	KELLEY, Jarvis	0	0	0	0	0	0	0	0	0	0	0	0	0 0 0 0 0+	
51	FLANAGAN, Kevin	0	0	0	0	0	0	0	1	1	2	0	0	1 0 0 0 9	
TEAM REBOUNDS.....								8		8					
TOTALS		24 55		3 15		20 25		11 36		47 10		71 12		15 6 4 200	

TOTAL FG% 1st Half: 14-30 .467 2nd Half: 10-25 .400 Game: .436 DEADBALL
3-Pt. FG% 1st Half: 3-8 .375 2nd Half: 0-7 .000 Game: .200 REBOUNDS
F Throw % 1st Half: 2-3 .667 2nd Half: 18-22 .818 Game: .800 4

OFFICIALS: Tom O'NEILL, Ted VALENTINE, Tim HUTCHINSON

TECHNICAL FOULS:

Virginia - none

Arizona - none

ATTENDANCE: 16,477

SCORE BY PERIODS:

	1st	2nd	OT1	OT2	OT3	OT4	TOTAL
Virginia	26	32					58
Arizona	33	38					71

OFFICIAL NCAA BASKETBALL BOX SCORE Date 03/16/95 Site Dayton, Ohio

VISITORS (Last name, first) (Indicate starters by position or with an asterisk)

No.	NICHOLLS STATE		Total FG		3-point		FT	Rebounds			PF	TP	A	TO	BLK	S	MIN											
			FG	FGA	FG	FGA		FT	FTA	Off								Def	Total									
30	Watts, Derek	f	4	11	1	6	0	0	2	1	3	2	9	1	5	0	0	30										
54	King, Gerard	f	8	13	0	0	2	2	2	7	9	5	18	0	3	1	0	34										
55	Jackson, Reggie	c	5	10	0	1	0	0	2	7	9	2	10	3	1	0	3	34										
10	Washington, Ray	g	0	5	0	3	0	0	0	1	1	3	0	5	6	0	1	22										
20	Castle, Terrell	g	2	8	1	1	2	2	1	1	2	4	7	1	2	0	2	27										
12	Russ, Todd	5	7	3	5	0	0	0	0	1	1	3	13	0	0	0	1	14										
22	Franklin, Kendrick	2	7	1	4	3	4	0	1	1	1	8	1	3	1	1	1	16										
24	Richard, Keith	1	4	1	2	0	0	2	0	2	3	3	1	0	0	0	0	8										
35	Howard, Taurus	1	1	0	0	0	0	1	1	2	1	2	2	2	0	0	0	9										
44	Hanzly, Nathan	1	1	0	0	0	0	0	0	0	0	1	2	0	0	0	0	5										
52	Davis, Kendrick	0	0	0	0	0	0	1	0	1	1	0	0	0	0	0	0	1										
TEAM REBOUNDS (included in Totals)													2	1	3													
TOTALS													29	67	7	22	7	8	13	21	34	26	72	14	22	2	8	200

TOTAL FG% 1st half 11-33 .333 2nd half 18-34 .529 Game: .433 DEADBALL
3-Pt. FG% 1st half 3-9 .333 2nd half 4-13 .308 Game: .318 REBOUNDS
FT% 1st half 2-2 1.000 2nd half 5-6 .833 Game: .875

HOME (Last name, first) (Indicate starters by position or with an asterisk)

No.	VIRGINIA	Total FG		3-point FG		Rebounds		PF	TP	A	TO	BLK	S	MIN				
		FG	FGA	FG	FGA	FT	FTA								Off	Def		
04	Burrough, Junior	f	6	13	0	0	4	6	3	6	9	2	16	2	2	1	2	34
22	Williford, Jason	f	4	5	1	1	0	0	2	2	4	1	9	2	2	1	2	30
30	Alexander, Chris	c	1	2	0	0	2	4	3	3	6	2	4	1	1	1	1	21
05	Staples, Curtis	g	5	14	3	12	2	2	1	4	5	1	15	0	1	1	0	32
21	Deane, Harold	g	4	13	2	6	12	14	1	1	2	1	22	5	7	0	5	33
13	Robinson, Jamal	2	6	0	1	1	2	1	2	3	2	5	0	2	0	0	2	18
15	McLaughlin, Pete	1	1	0	0	0	0	0	0	0	0	0	2	0	0	0	0	1
24	Barnes, Yuri	0	0	0	0	3	4	0	2	2	0	3	0	0	1	0	0	12
25	Nolan, Norman	4	5	0	0	3	4	4	3	7	3	11	0	2	1	0	0	9
31	Curtis, Mike	0	0	0	0	0	0	0	0	0	0	0	0	1	0	0	0	1
32	Ellsworth, Percy	1	1	0	0	4	4	0	0	0	0	1	6	0	0	0	0	4
44	Watkins, Maurice	0	1	0	0	1	2	1	0	1	0	1	1	0	0	0	0	4
55	Walton, Martin	1	1	0	0	0	0	0	1	1	0	2	1	0	0	0	0	1
								2		1		3						
TEAM REBOUNDS (included in Totals)								2		1		3						
TOTALS		29	62	6	20	32	42	18	25	43	13	96	11	17	6	12	200	

OFFICIAL NCAA® BASKETBALL BOX SCORE Date 3/24/95 Arena Kemper Arena
VISITOR (Indicate starters by position or with an asterisk) Starting Time 9:30 pm City, State Kansas City, MO

No.	Team	FG	FGA	3PT	3PTA	FT	FTA	Reb	Off	Def	TP	A	TO	BLK	S	MIN
22	WILFORD, Jason	4	0	1	0	2	4	5	9	4	2	0	2	0	0	29
04	BURROUGH, Junior	7	21	0	1	4	7	4	8	12	18	0	2	0	0	34
30	ALEXANDER, Chris	0	1	0	0	0	3	2	5	4	0	1	1	1	1	17
05	STAPLES, Curtis	6	14	3	9	3	4	1	4	5	18	1	1	0	2	37
21	DEANE, Harold	7	15	2	6	6	7	0	6	6	3	2	3	0	1	29
24	BARNES, Yuri	1	2	0	0	3	4	1	4	5	5	0	1	1	1	18
13	ROBINSON, Jamal	1	6	0	1	0	0	2	0	2	3	1	0	0	0	17
25	NOLAN, Norman	0	0	0	0	0	0	0	0	0	1	0	2	1	0	8
32	ELLSWORTH, Perry	0	0	0	0	0	0	0	0	0	0	0	0	0	0	1
TEAM REBOUNDS (Included in Totals)																
23 43 5 18 16 24 17 32 49 21 47 5 12 5 5 200																

TOTAL FG%: 1st half 37.5 (12-32) 2nd half 35.5 (11-31) Game 36.5 (23-63) Deadball
3-PT FG%: 1st half 23.3 (3-9) 2nd half 22.2 (2-9) Game 27.8 (5-18) rebounds 3
FT%: 1st half 66.7 (4-6) 2nd half 66.7 (12-18) Game 66.7 (14-24)

HOME (Indicate starters by position or with an asterisk)

No.	Team	FG	FGA	3PT	3PTA	FT	FTA	Reb	Off	Def	TP	A	TO	BLK	S	MIN
45	LAURENTZ, Ralf	4	9	0	0	2	6	5	4	9	2	10	0	0	1	26
21	PEARSON, Sean	0	4	0	4	0	2	0	1	1	1	0	0	1	0	13
00	OSTERKING, Greg	4	8	0	0	0	2	3	2	5	3	8	1	2	0	19
11	VACHIN, Jacques	6	11	1	2	0	1	1	4	5	13	7	4	0	1	36
35	HAYNE, David	1	6	1	5	2	2	0	3	3	1	5	2	1	0	34
31	POWERS, Scott	3	8	0	0	3	7	3	7	10	1	9	0	1	2	0
23	WILLIAMS, BT	2	4	0	0	0	0	2	2	5	4	0	0	0	0	12
12	THOMAS, Billy	1	8	0	7	5	5	2	1	3	3	7	1	1	0	23
33	GURLEY, Greg	0	3	0	3	2	2	0	2	0	2	0	0	0	0	12
24	MCGATH, CB	0	1	0	0	0	0	0	0	0	1	0	0	0	0	4
14	WHITLEY, T.J.	0	0	0	0	0	0	0	0	0	0	0	0	0	0	1
44	BRANSTROM, S.	0	0	0	0	0	0	0	0	0	0	0	0	0	0	1
5	NOYSE, Scott	0	0	0	0	0	0	0	0	0	0	0	0	0	0	1
TEAM REBOUNDS (Included in Totals)																
21 42 2 21 14 27 16 26 44 21 58 11 10 5 5 209																

TOTAL FG%: 1st half 36.4 (12-33) 2nd half 31.0 (9-29) Game 33.9 (21-62) Deadball
3-PT FG%: 1st half 0.0 (0-8) 2nd half 15.4 (2-13) Game 9.5 (2-21) rebounds 6
FT%: 1st half 40.0 (4-10) 2nd half 58.8 (10-17) Game 57.9 (14-27)

Technical fouls: None

Attendance: 16,153

Officials: John Clougherty, Ted Hillary, Jim Haney

NCAA 9906-694

SCORE BY PERIODS

1st H. 2nd H. OT OT FINAL

Virginia 31 36 67

Kansas 28 30 58

OFFICIAL NCAA® BASKETBALL BOX SCORE Date 3/24/95 Arena Kemper Arena
VISITOR (Indicate starters by position or with an asterisk) Starting Time 4 pm City, State Kansas City, MO

No.	Team	FG	FGA	3PT	3PTA	FT	FTA	Reb	Off	Def	TP	A	TO	BLK	S	MIN
22	WILFORD	0	3	0	1	4	8	2	6	8	5	4	4	3	0	32
04	BURROUGH	6	14	1	1	9	11	8	8	16	3	22	1	1	0	39
30	ALEXANDER	0	2	0	0	0	0	3	3	6	3	0	0	3	0	23
05	STAPLES	6	15	4	10	0	0	1	3	4	16	2	0	0	0	38
21	DEANE	4	16	1	9	3	7	0	2	2	2	12	2	6	0	38
24	BARNES	0	1	0	0	1	2	0	0	0	2	1	0	1	0	10
13	ROBINSON	3	5	0	0	0	0	2	1	3	3	6	0	0	1	16
25	NOLAN	0	0	0	0	0	0	0	0	0	0	0	0	0	0	3
32	ELLSWORTH	0	0	0	0	0	0	0	0	0	0	0	0	0	0	1
TEAM REBOUNDS (Included in Totals)																
19 56 6 21 17 28 18 23 41 22 41 9 14 1 0 200																

TOTAL FG%: 1st half 29.2 (7-24) 2nd half 37.5 (12-32) Game 29.3 (19-56) Deadball
3-PT FG%: 1st half 20.0 (1-5) 2nd half 31.3 (5-16) Game 28.1 (4-12) rebounds 1
FT%: 1st half 71.4 (10-14) 2nd half 50.0 (7-14) Game 60.7 (17-28)

HOME (Indicate starters by position or with an asterisk)

No.	Team	FG	FGA	3PT	3PTA	FT	FTA	Reb	Off	Def	TP	A	TO	BLK	S	MIN
30	THURMAN	7	16	2	4	1	2	3	5	8	1	17	1	2	0	33
40	Martin	0	2	0	2	0	0	0	1	1	3	0	0	1	0	8
34	WILLIAMSON	8	13	0	0	5	6	2	7	9	3	21	3	3	0	25
12	MCDANIEL	1	2	0	1	2	2	0	1	1	3	4	1	1	0	29
14	BECK	1	5	0	2	5	6	4	2	6	4	7	3	2	0	20
15	STEWART	1	7	1	6	2	2	1	5	6	3	5	1	1	1	17
3	DILLARD	1	5	0	2	1	1	2	1	3	1	3	2	1	0	12
44	ROBINSON	0	1	0	1	0	0	0	3	3	1	0	0	0	0	9
22	RIMAC	2	4	2	4	0	0	0	0	0	1	6	1	1	0	15
33	WILSON	2	2	0	0	1	2	1	3	4	2	5	0	1	0	10
23	GARRETT	0	1	0	0	0	0	0	0	0	0	0	0	0	0	2
TEAM REBOUNDS (Included in Totals)																
23 58 5 24 17 21 14 29 43 22 48 13 11 3 9 209																

TOTAL FG%: 1st half 37.9 (11-29) 2nd half 41.4 (12-29) Game 39.7 (23-58) Deadball
3-PT FG%: 1st half 11.7 (2-12) 2nd half 35.0 (3-12) Game 20.8 (5-24) rebounds 2
FT%: 1st half 100.0 (3-3) 2nd half 77.8 (14-18) Game 81.0 (17-21)

Technical fouls: None

Attendance: 15,622

Officials: Charles Rancie, John Cahill, Mark Rutschbach

NCAA 9906-694

SCORE BY PERIODS

1st H. 2nd H. OT OT FINAL

Virginia 25 36 61

Arkansas 27 41 68

E 410E 510L

517.90C

5a1

OFFICIAL NCAA BASKETBALL BOX SCORE Site: Huntsman Center-Salt Lake City
University of Virginia 18-13 Date: March 13, 1997

No.	Team	FG	FGA	3PT	3PTA	FT	FTA	Reb	Off	Def	TP	A	TO	BLK	S	MIN
25	NOLAN, Norman	4	6	0	0	0	0	1	2	3	2	8	1	1	0	21
23	ALEXANDER, Courtney	3	10	0	3	0	0	3	3	2	6	2	1	0	0	22
52	DUCHARME, Colin	2	4	0	0	4	4	0	1	1	0	8	1	0	1	25
5	STAPLES, Curtis	1	8	1	6	2	2	0	4	4	1	5	2	0	0	34
21	DEANE, Harold	8	15	4	9	4	4	1	2	4	24	3	1	0	0	39
13	ROBINSON, Jamal	0	2	0	0	0	0	1	2	3	4	0	0	0	1	16
15	McLAUGHLIN, Fotor	0	0	0	0	0	0	0	0	0	0	0	0	0	1	1
24	DEKSCHE, Willie	1	2	1	2	0	0	0	0	0	1	3	3	1	1	18
31	CURTIS, Michael	0	0	0	0	0	0	0	0	0	0	0	0	0	0	0
33	MARCACCINI, Monte	0	1	0	1	0	0	0	0	0	0	0	0	0	1	11
42	METHENEY, Chase	0	0	0	0	0	0	0	0	0	0	0	0	0	0	2
44	HUNTER, Kris	1	2	0	0	0	0	3	6	1	2	1	1	0	8	8
54	McANDREW, Craig	0	0	0	0	0	0	0	0	0	0	0	0	0	0	2
55	WALTON, Martin	0	0	0	0	0	0	0	0	0	0	0	0	0	0	1
Team Totals																
22 50 6 21 10 10 6 21 27 16 60 14 5 3 1 200																

Deadball Rebounds: 0, 0: 0
Tot FG %: 1st Half: 11-28 .393 2nd Half: 11-22 .500 Game: .440
3-PT FG %: 1st Half: 2-12 .167 2nd Half: 4-9 .444 Game: .286
FT %: 1st Half: 4-4 1.000 2nd Half: 6-6 1.000 Game: 1.000

University of Iowa 22-9

Team (HOME)		Total 3-Pts							Rebounds								
		FG	AT	FT	AT	OF	DF	TP	PF	TP	A	TO	BLK	ST	MN		
42	BOWEN, Ryan	f	7	11	1	2	0	10	6	16	1	15	2	0	0	126	
45	MOORE, Darryl		4	6	0	0	0	2	0	2	0	8	1	0	0	25	
13	RUCKER, Guy	c	8	16	0	3	4	1	4	5	11	9	1	0	4	29	
5	WOOLRIDGE, Andre	g	7	16	1	4	2	3	1	1	2	11	10	0	0	32	
32	McCAUSLAND, Kent		0	3	0	2	0	1	0	1	0	0	2	0	0	128	
3	BAUER, Jason	g	0	0	0	0	1	2	2	3	5	2	1	0	0	13	
11	TERRONES, BJ		0	0	0	0	0	0	0	0	0	0	0	0	0	1	
15	SMITH, Jason		0	0	0	0	0	0	0	0	0	0	0	0	0	--	
24	LUERSMANN, Ryan		0	6	0	5	3	4	0	1	1	0	3	2	1	19	
35	RABENOLD, Scott		0	0	0	0	0	0	0	0	0	0	0	0	0	1	
44	KOCH, J.R.		4	9	2	5	0	1	3	4	3	10	3	2	1	17	
50	ROBINSON, Alvin		0	1	0	0	0	0	0	1	2	0	0	0	0	7	
51	REBHOLZ, Mike		0	0	0	0	0	0	0	0	0	0	0	0	0	1	
53	HABERER, Brian		0	1	0	1	0	0	0	0	0	0	0	0	0	1	
Team Totals										5	2	7	0				
TOTALS			30	69	4	19	9	15	22	22	44	10	73	21	3	5	3200

Official Basketball Box Score -- GAME TOTALS -- FINAL STATISTICS

Albany vs Virginia

03-16-07 12:15 PM ET at Nationwide Arena, Columbus, OH

VISITORS: Albany 23-10

#	Player Name	TOT-FG		3-PT		REBOUNDS			PF	TP	A	TO	BLK	S	MIN
		FG-FGA	FG-FGA	FT-FTA	OF DE TOT	PF	TP	A TO BLK S MIN							
01	SIGGERS, Jason.....	f	5-13	1-6	0-0	4	1	5	4	11	5	3	0	1	32
34	WILSON, Brent.....	f	5-12	3-9	0-0	0	4	4	3	13	0	0	1	1	36
42	COVINGTON, Jimmie....	c	0-0	0-0	0-0	0	0	0	1	0	0	0	0	0	11
21	LILLIS, Brian.....	g	0-4	0-1	0-0	2	2	4	3	0	2	1	1	0	25
31	WILSON, Jamar.....	g	9-18	4-7	3-5	1	3	4	1	25	3	1	1	0	39
00	ROSS, Carl.....	g	0-1	0-0	2-2	1	0	1	0	2	3	1	0	0	14
02	KNIGHT, Michael.....	g	0-0	0-0	0-0	0	0	0	0	0	0	0	0	0	1
03	BAUMAN, David.....	g	0-1	0-1	0-0	0	0	0	0	0	0	0	0	0	1
14	IATTI, Jon.....	g	0-3	0-2	0-0	1	0	1	2	0	2	1	0	0	10
33	CONNELLY, Brian.....	g	3-5	0-0	0-0	1	1	2	2	6	0	1	1	0	24
54	GIFFORD, Brett.....	g	0-1	0-0	0-0	1	0	1	3	0	1	0	0	0	7
TEAM.....					1	2	3								
Totals.....			22-58	8-26	5-7	12	13	25	19	57	16	9	4	2	200

TOTAL FG% 1st Half: 10-30 33.3% 2nd Half: 12-28 42.9% Game: 37.9% DEADB
 3-PT. FG% 1st Half: 3-15 20.0% 2nd Half: 5-11 45.5% Game: 30.8% REBS
 F Throw % 1st Half: 2-3 66.7% 2nd Half: 3-4 75.0% Game: 71.4% 0

HOME TEAM: Virginia 21-10

#	Player Name	TOT-FG		3-PT		REBOUNDS			PF	TP	A	TO	BLK	S	MIN
		FG-FGA	FG-FGA	FT-FTA	OF DE TOT	PF	TP	A TO BLK S MIN							
24	DIANE, Mamadi.....	f	3-5	2-3	2-2	1	4	5	0	10	0	2	0	0	33
33	CALIN, Jason.....	f	3-5	0-0	0-0	4	2	6	3	6	2	1	0	0	20
21	SOROYE, Tunji.....	c	4-8	0-0	1-1	3	2	5	1	9	1	0	2	1	24
02	REYNOLDS, J.R.....	g	9-13	5-7	1-6	3	4	7	4	28	1	3	0	2	30
44	SINGLETERY, Sean.....	g	9-15	2-4	3-5	1	5	6	1	23	9	1	0	0	33
01	HARRIS, Will.....	g	0-2	0-0	0-0	0	1	1	0	0	0	0	1	0	9
11	MIKALOUSKAS, Laurynas	g	0-1	0-0	2-2	0	3	3	2	2	1	1	2	0	14
12	TUCKER, Jamil.....	g	0-0	0-0	0-0	0	0	0	0	0	0	0	0	0	10
30	JOSEPH, Adrian.....	g	1-6	0-3	2-2	0	4	4	1	4	1	0	0	0	20
31	BURNS, Andy.....	g	0-0	0-0	0-0	0	0	0	0	0	0	0	0	0	1
34	PETTINELLA, Ryan.....	g	0-0	0-0	0-0	0	0	0	0	1	0	0	0	0	1
45	TAT, Solomon.....	g	1-1	0-0	0-0	0	0	0	0	1	2	1	0	0	3
55	MEYINSSE, Jerome.....	g	0-0	0-0	0-0	0	0	0	0	0	0	0	0	0	2
TEAM.....					3	1	4								
Totals.....			30-56	9-17	15-18	15	26	41	14	84	16	8	5	3	200

TOTAL FG% 1st Half: 15-28 53.6% 2nd Half: 15-28 53.6% Game: 53.6% DEADB
 3-PT. FG% 1st Half: 5-9 55.6% 2nd Half: 4-8 50.0% Game: 52.9% REBS
 F Throw % 1st Half: 10-12 83.3% 2nd Half: 5-6 83.3% Game: 83.3% 1

Officials: Tom Lopes, Hal Husk, Sean Singletary

Technical fouls: Albany-None. Virginia-None.

Attendance:

Score by Periods	1st	2nd	Total
Albany.....	25	32	57
Virginia.....	45	39	84

ID-535466

Points in the paint-ALBANY 20, VA 30. Points off turnovers-ALBANY 9, VA 10.

2nd chance points-ALBANY 4, VA 16. Fast break points-ALBANY 0, VA 15.

Bench points-ALBANY 8, VA 8. Score tied-0 times. Lead changed-0 times.

Last FG-ALBANY 2nd-01:37, VA 2nd-00:47.

Largest lead-ALBANY None, VA by 30 2nd-15:05.

Official Basketball Box Score -- GAME TOTALS -- FINAL STATISTICS

Tennessee vs Virginia

3/18/07 12:10 PM ET at Nationwide Arena - Columbus, Ohio

VISITORS: Tennessee 24-10

#	Player Name	TOT-FG		3-PT		REBOUNDS			PF	TP	A	TO	BLK	S	MIN
		FG-FGA	FG-FGA	FT-FTA	OF DE TOT	PF	TP	A TO BLK S MIN							
04	CHISM, Wayne.....	f	3-5	2-2	5-9	1	4	5	5	13	0	2	0	0	18
23	BRADSHAW, Dane.....	f	1-5	1-2	0-2	0	3	3	3	3	5	1	0	2	23
02	SMITH, JaJuan.....	g	6-13	3-7	1-1	1	2	2	16	2	2	0	3	3	32
05	LOFTON, Chris.....	g	4-16	3-9	9-10	1	2	3	20	2	1	0	1	0	33
12	SMITH, Ramar.....	g	1-4	0-2	5-8	1	5	6	5	7	1	5	0	0	32
15	HOWELL, Jordan.....	g	0-1	0-1	0-0	0	0	0	0	0	1	1	0	0	10
25	TABB, Josh.....	g	1-2	0-1	0-0	1	1	2	3	2	0	2	0	0	13
32	CREWS, Duke.....	g	3-4	0-0	0-0	1	1	2	3	6	0	1	0	1	18
34	CHILDRESS, Ryan.....	g	3-4	2-2	2-2	4	4	8	2	10	1	1	0	0	21
TEAM.....					2	6	8								
Totals.....			22-54	11-26	22-32	12	27	39	25	77	12	16	0	7	200

TOTAL FG% 1st Half: 10-29 34.5% 2nd Half: 12-25 48.0% Game: 40.7% DEADB
 3-PT. FG% 1st Half: 6-16 37.5% 2nd Half: 5-10 50.0% Game: 42.3% REBS
 F Throw % 1st Half: 9-16 56.3% 2nd Half: 13-16 81.3% Game: 68.8% 7,1

HOME TEAM: Virginia 21-11

#	Player Name	TOT-FG		3-PT		REBOUNDS			PF	TP	A	TO	BLK	S	MIN
		FG-FGA	FG-FGA	FT-FTA	OF DE TOT	PF	TP	A TO BLK S MIN							
24	DIANE, Mamadi.....	f	0-4	0-0	0	1	1	4	0	0	1	1	1	1	33
33	CALIN, Jason.....	f	0-1	0-0	9-10	1	4	5	4	9	0	1	0	1	30
21	SOROYE, Tunji.....	c	0-2	0-0	2-2	1	2	3	2	2	0	3	1	1	21
02	REYNOLDS, J.R.....	g	8-16	4-11	6-6	0	1	1	2	26	0	3	0	1	34
44	SINGLETERY, Sean.....	g	4-14	1-7	10-12	1	5	6	4	19	5	6	0	1	39
01	HARRIS, Will.....	g	0-0	0-0	0-0	0	0	0	0	0	0	0	0	0	1
11	MIKALOUSKAS, Laurynas	g	0-0	0-0	3-4	0	3	3	4	3	0	0	0	0	7
12	TUCKER, Jamil.....	g	1-2	1-1	0-0	0	0	0	2	3	0	0	0	0	6
30	JOSEPH, Adrian.....	g	4-7	1-3	1-2	2	3	5	3	10	0	1	0	0	23
34	PETTINELLA, Ryan.....	g	0-0	0-0	0-0	0	0	0	0	0	0	0	0	0	1
45	TAT, Solomon.....	g	1-2	0-0	0-0	0	3	3	1	2	0	1	0	0	5
TEAM.....					1	1	2								
Totals.....			18-48	7-26	31-36	6	23	29	26	74	5	12	5	5	200

TOTAL FG% 1st Half: 10-24 41.7% 2nd Half: 8-24 33.3% Game: 37.5% DEADB
 3-PT. FG% 1st Half: 5-13 38.5% 2nd Half: 2-13 15.4% Game: 26.9% REBS
 F Throw % 1st Half: 13-15 86.7% 2nd Half: 18-21 85.7% Game: 86.1% 1

Officials: John Higgins, Paul Janssen, Hal Lusk

Technical fouls: Tennessee-None. Virginia-None.

Attendance:

Score by Periods	1st	2nd	Total
Tennessee.....	35	42	77
Virginia.....	38	36	74

ID-535488

Points in the paint-UT 18, VA 14. Points off turnovers-UT 13, VA 24.

2nd chance points-UT 8, VA 5. Fast break points-UT 7, VA 4.

Bench points-UT 18, VA 18. Score tied-3 times. Lead changed-3 times.

Last FG-UT 2nd-02:31, VA 2nd-00:12.

Largest lead-UT by 10 2nd-13:06, VA by 11 1st-04:30.

Official Basketball Box Score -- Game Totals -- Final Statistics

Coastal Carolina vs Virginia

3/21/14 9:15 p.m. at Raleigh, N.C. (PNC Arena)

Coastal Carolina 59 • 21-13

#	Player	Total		3-Ptr		Rebounds			PF	TP	A	TO	Blk	Stl	Min
		FG-FGA	FG-FGA	FT-FTA	Off Def Tot	PF	TP	A TO Blk Stl Min							
00	GILLIS, Warren	*	5-7	0-0	3-4	0	5	5	5	13	2	3	0	2	34
03	CAMERON, Josh	*	1-5	0-2	0-0	0	1	1	2	2	5	1	0	1	16
11	NDIEGUENE, El Hadji	*	2-5	0-0	1-2	0	4	4	3	5	2	1	1	0	23
22	WILSON, Elijah	*	2-13	2-7	0-0	2	3	5	2	6	1	0	0	0	36
23	DIAGNE, Badou	*	4-9	2-4	4-6	1	5	6	3	14	1	0	0	0	33
05	SMITH, Eric	*	2-4	2-3	0-0	0	2	2	1	6	0	1	0	0	24
12	ENANGA, Michael	*	1-1	1-1	0-0	0	2	2	1	3	2	1	0	0	10
13	LJESKOVIC, Uros	*	1-2	0-0	0-0	0	0	0	1	2	0	1	1	0	10
21	CURTIS, Trisitan	*	1-1	1-1	0-0	0	0	0	0	3	0	0	0	0	9
30	RAY-ST CYR, Colton	*	2-2	1-1	0-2	0	1	1	1	5	0	0	0	1	3
55	BUFFKIN, Kyle	*	0-1	0-0	0-0	0	0	0	0	0	0	0	0	0	2
Team					2	0	2								
Totals			21-50	9-19	8-14	5	23	28	19	59	13	8	2	5	200

FG % 1st Half: 13-25 52.0% 2nd half: 8-25 32.0% Game: 21-50 42.0%
 3FG % 1st Half: 5-10 50.0% 2nd half: 4-9 44.4% Game: 9-19 47.4%
 FT % 1st Half: 4-6 66.7% 2nd half: 4-8 50.0% Game: 8-14 57.1%

Virginia 70 • 29-6

#	Player	Total		3-Ptr		Rebounds		
---	--------	-------	--	-------	--	----------	--	--

Official Basketball Box Score -- Game Totals -- Final Statistics
Memphis vs Virginia
3/23/14 8:40 p.m. at Raleigh, N.C. (PNC Arena)

Memphis 60 • 23-10

#	Player	Total		3-Ptr		Rebounds			PF	TP	A TO Blk Stl					Min
		FG-FGA	FG-FGA	FT-FTA	Off Def Tot	PF	TP	A TO Blk Stl								
02	GOODWIN, Shaq	f	3-8	0-0	1-4	1	5	6	2	7	4	1	2	0	32	
04	NICHOLS, Austin	f	7-12	0-0	1-4	0	2	2	0	15	1	1	0	0	26	
01	JACKSON, Joe	g	3-6	1-1	0-0	0	1	1	1	7	3	2	0	1	30	
03	CRAWFORD, Chris	g	1-7	1-6	0-0	1	2	3	3	3	1	0	0	0	26	
55	JOHNSON, Geron	g	3-7	0-2	5-8	2	3	5	3	11	2	1	0	2	31	
00	WILSON, Damien		0-1	0-0	0-0	0	0	0	0	0	1	0	0	0	5	
05	KING, Nick		3-7	0-0	2-3	2	1	3	2	8	1	0	0	3	13	
11	DIXON JR., Michael		2-8	1-4	0-0	0	0	0	1	5	2	1	0	1	21	
12	PELLOM, David		1-2	0-0	0-2	2	2	4	2	2	1	0	0	0	11	
23	IVERSON, Kuran		1-1	0-0	0-0	0	1	1	0	2	0	0	1	0	3	
32	DRAPER, Trey		0-0	0-0	0-0	0	0	0	0	0	0	0	0	0	1	
42	MCDOWELL, Jake		0-0	0-0	0-0	0	0	0	0	0	0	0	0	0	1	
Team						0	3	3								
Totals			24-59	3-13	9-21	8	20	28	14	60	16	6	3	7	200	
FG % 1st Half: 8-30		26.7%	2nd half: 16-29		55.2%	Game: 24-59		40.7%	Deadball		Rebounds		5			
3FG % 1st Half: 1-9		11.1%	2nd half: 2-4		50.0%	Game: 3-13		23.1%								
FT % 1st Half: 3-4		75.0%	2nd half: 6-17		35.3%	Game: 9-21		42.9%								

Virginia 78 • 30-6

#	Player	Total		3-Ptr		Rebounds			PF	TP	A TO Blk Stl					Min
		FG-FGA	FG-FGA	FT-FTA	Off Def Tot	PF	TP	A TO Blk Stl								
12	Joe Harris	f	6-10	2-5	2-4	0	5	5	2	16	1	2	0	0	31	
25	Akil Mitchell	f	2-2	0-0	0-0	0	5	5	2	4	1	3	0	2	22	
10	Mike Tobey	c	5-8	1-1	0-0	1	5	6	2	11	0	0	2	0	24	
15	Malcolm Brogdon	g	4-8	0-0	2-2	0	2	2	1	10	4	2	0	0	30	
23	London Perrantes	g	3-7	2-4	0-0	0	0	0	1	8	2	0	0	0	33	
01	Justin Anderson		4-8	0-1	2-3	2	2	4	1	10	4	2	2	0	21	
05	Teven Jones		0-2	0-0	0-0	0	0	0	1	0	0	0	0	0	3	
11	Evan Nolte		1-1	0-0	4-4	0	1	1	4	6	0	0	0	0	10	
13	Anthony Gill		5-7	0-0	3-3	1	7	8	1	13	1	0	2	1	19	
30	Thomas Rogers		0-0	0-0	0-0	0	0	0	1	0	0	0	0	0	2	
32	Darion Atkins		0-1	0-0	0-0	1	0	1	0	0	1	0	0	0	5	
Team						1	7	8								
Totals			30-54	5-11	13-16	6	34	40	16	78	13	10	6	3	200	
FG % 1st Half: 14-25		56.0%	2nd half: 16-29		55.2%	Game: 30-54		55.6%	Deadball		Rebounds		1			
3FG % 1st Half: 2-6		33.3%	2nd half: 3-5		60.0%	Game: 5-11		45.5%								
FT % 1st Half: 5-7		71.4%	2nd half: 8-9		88.9%	Game: 13-16		81.3%								

Officials: Mike Roberts, Don Daily, Lamar Simpson
Technical fouls: Memphis-None. Virginia-None.
Attendance: 18712

Score by periods	1st	2nd	Total
Memphis	20	40	60
Virginia	35	43	78

	Points	In	Off	2nd	Fast	Bench
MEM	42	12	8	18	17	
VA	40	8	7	12	29	

Last FG - MEM 2nd-00:21, VA 2nd-01:06.
Largest lead - MEM by 4 1st-17:54, VA by 27 2nd-03:08.

Score tied - 4 times.
Lead changed - 7 times.

Official Basketball Box Score -- Game Totals -- Final Statistics
Belmont vs Virginia
03/20/15 3:27 p.m. at Time Warner Cable Arena (Charlotte,N.C.)

Belmont 67 • 22-11

#	Player	Total		3-Ptr		Rebounds			PF	TP	A TO Blk Stl					Min
		FG-FGA	FG-FGA	FT-FTA	Off Def Tot	PF	TP	A TO Blk Stl								
32	EGEKEZE, Amanze	f	3-5	0-1	2-2	1	3	4	4	8	0	1	0	1	20	
35	BRADDS, Evan	f	4-8	0-1	2-2	1	5	6	2	10	1	3	0	0	33	
20	BARNETTE, Taylor	g	3-9	1-7	0-0	0	1	1	3	7	2	1	0	0	33	
22	CHAMBERLAIN, Reece	g	2-5	1-3	1-2	1	1	2	4	6	4	3	0	3	32	
23	BRADSHAW, Craig	g	10-19	5-9	0-0	1	8	9	3	25	1	2	0	0	37	
01	LUKE, Austin		0-2	0-0	0-0	1	0	1	1	0	2	0	0	0	8	
02	SMITH, Nick		2-5	1-3	0-0	0	0	0	0	5	0	1	1	0	16	
04	MOBLEY, Holden		0-0	0-0	0-0	0	0	0	0	3	0	0	0	0	3	
05	CHOWBAY, Caleb		0-0	0-0	0-0	0	0	0	0	0	0	0	0	0	0+	
11	TURNER, Spencer		0-0	0-0	0-0	0	0	0	0	0	0	0	0	0	1	
21	SAMPSON, Burton		0-0	0-0	0-0	0	0	0	0	0	0	0	0	0	0+	
25	MERCER, Mack		3-4	0-1	0-0	1	1	2	1	6	1	1	1	0	12	
31	LESTER, Josh		0-0	0-0	0-0	0	0	0	0	0	0	0	0	0	0+	
41	HADDEN, Tyler		0-0	0-0	0-0	0	0	0	0	0	0	0	0	0	0+	
43	LAIDIG, Jeff		0-0	0-0	0-0	0	1	1	0	1	0	0	0	0	5	
Team						0	3	3								
Totals			27-57	8-25	5-6	6	23	29	22	67	12	12	2	4	200	
FG % 1st Half: 13-29		44.8%	2nd half: 14-28		50.0%	Game: 27-57		47.4%	Deadball		Rebounds		1			
3FG % 1st Half: 5-12		41.7%	2nd half: 3-13		23.1%	Game: 8-25		32.0%								
FT % 1st Half: 1-1		100.0	2nd half: 4-5		80.0%	Game: 5-6		83.3%								

Virginia 79 • 30-3

#	Player	Total		3-Ptr		Rebounds			PF	TP	A TO Blk Stl					Min
		FG-FGA	FG-FGA	FT-FTA	Off Def Tot	PF	TP	A TO Blk Stl								
11	Evan Nolte	f	0-4	0-3	0-0	1	3	4	1	0	2	0	0	1	32	
13	Anthony Gill	f	4-6	0-0	8-11	2	1	3	2	16	2	1	1	1	30	
05	Darion Atkins	c	5-11	0-0	0-0	6	1	7	2	10	2	1	1	1	23	
15	Malcolm Brogdon	g	6-17	4-9	6-6	0	5	5	1	22	1	2	0	0	37	
32	London Perrantes	g	4-7	1-3	0-0	1	4	5	3	9	3	1	1	0	31	
01	Justin Anderson		4-6	1-2	6-7	0	5	5	1	15	1	1	0	1	26	
04	Marial Shayok		2-3	0-0	1-1	0	1	1	0	5	0	1	0	1	11	
10	Mike Tobey		1-2	0-0	0-0	1	1	2	0	2	0	0	0	0	5	
21	Isaiah Wilkins		0-1	0-0	0-0	0	2	2	0	0	0	0	0	0	5	
Team						0	1	1								
Totals			26-57	6-17	21-25	11	24	35	10	79	11	7	3	5	200	
FG % 1st Half: 16-34		47.1%	2nd half: 10-23		43.5%	Game: 26-57		45.6%	Deadball		Rebounds		1			
3FG % 1st Half: 5-12		41.7%	2nd half: 1-5		20.0%	Game: 6-17		35.3%								
FT % 1st Half: 3-4		75.0%	2nd half: 18-21		85.7%	Game: 21-25		84.0%								

Officials: Mark Whitehead, Keith Kimble, Gene Steratore
Technical fouls: Belmont-None. Virginia-None.
Attendance: 16551

Score by periods	1st	2nd	Total
Belmont	32	35	67
Virginia	40	39	79

Last FG - BEL 2nd-00:37, VA 2nd-00:51.
Largest lead - BEL by 6 1st-14:06, VA by 14 2nd-15:22.
BEL led for 07:17. VA led for 32:07. Game was tied for 00:36.

Score tied - 1 time.
Lead changed - 4 times.

Official Basketball Box Score -- Game Totals -- Final Statistics
Michigan State vs Virginia
03/28/14 10:07pm at Madison Square Garden, New York, NY

Michigan State 61 • 29-8

#	Player		Total		3-Ptr		Rebounds					PF	TP	A TO Blk Stl				Min
			FG-FGA	FG-FGA	FT-FTA	Off	Def	Tot	A	TO	Blk			Stl				
05	PAYNE, ADREIAN	f	5-12	2-5	4-4	0	5	5	2	16	2	1	2	1	32			
22	DAWSON, BRANDEN	f	9-16	0-0	6-8	3	7	10	0	24	1	0	0	1	34			
11	APPLING, KEITH	g	1-3	0-1	0-1	1	2	3	4	2	2	1	0	0	29			
14	HARRIS, GARY	g	2-5	0-2	2-3	1	1	2	4	6	3	1	1	0	29			
45	VALENTINE, DENZEL	g	1-4	1-2	0-0	0	5	5	2	3	3	2	0	1	35			
00	BYRD, RUSSELL		0-0	0-0	0-0	1	0	1	0	0	0	0	0	0	0	0		
03	ELLIS III, ALVIN		0-0	0-0	0-0	0	0	0	0	0	0	1	0	0	2			
30	CASTELLO, MATT		1-1	0-0	0-0	0	1	1	3	2	0	2	1	0	4			
20	TRICE, TRAVIS		1-4	1-3	2-2	0	1	1	0	5	1	1	0	0	2	25		
30	KAMINSKI, KENNY		1-2	1-1	0-0	0	1	1	1	3	1	0	0	0	6			
34	SCHILLING, GAVIN		0-0	0-0	0-0	0	0	0	0	0	0	0	0	0	4			
	Team					1	2	3				1						
	Totals		21-47	5-14	14-18	7	25	32	16	61	13	10	4	5	200			
	FG % 1st Half:	11-23	47.8%	2nd half:	10-24	41.7%	Game:	21-47	44.7%							Deadball		
3FG	% 1st Half:	3-8	37.5%	2nd half:	2-6	33.3%	Game:	5-14	35.7%							Rebounds		
FT	% 1st Half:	6-7	85.7%	2nd half:	8-11	72.7%	Game:	14-18	77.8%							2		

Official Basketball Box Score -- Game Totals -- Final Statistics
Hampton vs Virginia
3/17/16 3:10pm at Raleigh, NC

Hampton 45 • 21-11

##	Player	Total		3-Ptr		Rebounds			PF	TP	A	TO	Blk	Stl	Min
		FG-FGA	FG-FGA	FT-FTA	Off	Def	Tot								
03	Chievous,Quinton	* 7-13	2-4	1-2	1	2	3	1	17	0	0	0	1	1	31
04	Cooks,Lawrence	* 0-3	0-1	2-2	2	5	7	3	2	2	0	0	0	0	33
14	Darden,Brian	* 3-11	1-6	0-0	0	2	2	0	7	0	0	0	0	0	36
32	Adams,Dionte	* 0-2	0-0	0-0	1	0	1	1	0	0	1	0	0	0	20
34	Johnson,Jr,Reginald	* 4-13	0-6	2-2	1	0	1	1	10	2	3	0	0	0	37
12	Miller,Imani	* 0-0	0-0	0-0	0	0	0	1	0	0	0	0	0	0	3
15	Aughburns,Branden	* 0-1	0-0	0-0	0	0	0	0	0	0	0	0	0	0	1
22	Barnes,Trevond	* 0-1	0-0	0-0	1	0	1	0	0	0	0	0	0	0	3
25	Mitchell,Akim	* 0-0	0-0	0-0	0	0	0	2	1	0	0	0	0	0	6
30	Pressley,Jervon	* 2-6	0-0	1-2	1	7	8	3	5	0	3	0	0	0	18
31	Wilson-Fisher,Charle	* 1-3	0-1	2-2	0	1	1	0	4	0	0	0	0	0	7
50	Fisher,Kalin	* 0-3	0-1	0-0	0	0	0	0	0	0	0	0	0	0	5
Team															
Totals		17-56	3-19	8-10	9	22	31	11	45	4	7	0	1	7	200
FG % 1st Half: 8-27		29.6%	2nd half: 9-29	31.0%	Game: 17-56		30.4%							Deadball	
3FG % 1st Half: 2-11		18.2%	2nd half: 1-8	12.5%	Game: 3-19		15.8%							Rebounds	
FT % 1st Half: 3-4		75.0%	2nd half: 5-6	83.3%	Game: 8-10		80.0%							1	

Virginia 81 • 27-7

#	Player	Total		3-Ptr		Rebounds			PF	TP	A	TO	Blk	Stl	Min
		FG-FGA	FG-FGA	FT-FTA	Off	Def	Tot								
00	Hall,Devon	*	0-2	0-2	0-0	0	3	3	2	0	2	1	0	0	26
13	Gill,Anthony		8-13	0-0	3-3	2	5	7	2	19	4	1	0	2	27
15	Brogdon,Malcolm	*	4-9	2-5	1-1	1	1	2	1	11	4	0	0	1	28
21	Wilkins,Isaiah		3-4	0-0	0-2	2	2	4	0	6	2	1	2	0	17
32	Perrantes,London	*	4-9	4-8	0-0	0	4	4	2	12	4	0	0	0	30
04	Shayok,Marial		4-6	2-3	0-0	0	1	1	2	10	2	2	0	0	12
10	Tobey,Mike		4-6	0-0	0-0	0	6	6	4	8	0	0	3	0	15
11	Nolte,Evan		2-5	2-4	0-0	0	3	3	1	6	0	0	1	1	16
24	Kirven,Caid		0-0	0-0	0-0	0	1	1	0	0	0	0	0	0	2
31	Reuter,Jarred		0-0	0-0	0-0	0	0	0	0	0	1	0	0	0	3
33	Salt,Jack		1-1	0-0	1-2	0	0	0	0	3	0	0	0	0	3
34	Jones,Jeff		0-1	0-1	0-0	0	0	0	0	0	0	0	0	0	2
51	Thompson,Darius		2-2	2-2	0-0	0	0	0	0	6	1	0	1	0	19
Team						1	5	6							
Totals			32-58	12-25	5-8	6	31	37	14	81	20	5	7	4	200
FG % 1st Half: 16-28		57.1%	2nd half: 16-30		53.3%	Game: 32-58		55.2%	Deadball						
3FG % 1st Half: 7-13		53.8%	2nd half: 5-12		41.7%	Game: 12-25		48.0%	Rebounds						
FT % 1st Half: 1-1		100.0	2nd half: 4-7		57.1%	Game: 5-8		62.5%	1						

Officials: Eric Curry, Earl Walton, Bill McCarthy
Technical fouls: Hampton-None. Virginia-None.
Attendance:

Score by periods	1st	2nd	Total								
Hampton	21	24	45								
Virginia	40	41	81								
				Points	In	Off	2nd	Fast	Bench		
				HAMM	Point	T/O	Chance	Break			
				VA	20	4	8	6	9		
					26	9	13	4	33		

Last FG - HAMM 2nd-02:13, VA 2nd-01:10.
Largest lead - HAMM by 4 1st-17:32, VA by 36 2nd-01:10.
HAMM led for 05:23. VA led for 34:04. Game was tied for 00:33.

Score tied - 0 times.
Lead changed - 2 times.

Official Basketball Box Score -- Game Totals -- Final Statistics
Butler vs Virginia
3/19/16 7:10pm at Raleigh, NC

Butler 69 • 22-11

#	Player	Total		3-Ptr	Rebounds					PF	TP	A	TO	Blk	Stl	Min
		FG-FGA	FG-FGA	FT-FTA	Off	Def	Tot									
04	Wideman, Tyler	* 2-4	0-0	1-2	1	2	3	2	5	1	2	1	0	1	16	
21	Jones, Roosevelt	* 6-16	0-0	6-8	3	2	5	4	18	2	0	0	2	33		
24	Dunham, Kellen	* 3-8	2-7	0-0	0	0	0	0	8	2	1	0	1	38		
30	Martin, Kelan	* 2-8	0-2	2-2	0	5	5	2	6	0	0	0	1	31		
45	Chrabascz, Andrew	* 9-13	4-4	3-5	0	2	2	2	25	0	1	0	1	35		
00	Etherington, Austin	2-3	1-1	0-0	0	3	3	5	5	2	0	0	2	27		
01	Lewis, Tyler	1-1	0-0	0-0	0	2	2	1	2	0	0	0	0	9		
05	Gathers, Jordan	0-1	0-1	0-0	0	1	1	1	0	2	0	0	0	11		
Team					0	1	1									
Totals		25-54	7-15	12-17	4	18	22	17	69	9	4	1	7	200		
FG % 1st Half: 10-22		45.5%	2nd half: 15-32	46.9%	Game: 25-54		46.3%							Deadball		
3FG % 1st Half: 2-5		40.0%	2nd half: 5-10	50.0%	Game: 7-15		46.7%							Rebounds		
FT % 1st Half: 3-6		50.0%	2nd half: 9-11	81.8%	Game: 12-17		70.6%							3,1		

Virginia 77 • 28-7

#	Player		Total	3-Ptr	Rebounds					PF	TP	A	TO	Blk	Stl	Min
			FG-FGA	FG-FGA	FT-FTA	Off	Def	Tot								
00	Hall,Devon	*	2-6	0-2	0-0	0	5	5	2	4	0	3	0	0	30	
13	Gill,Anthony	*	7-9	0-0	5-6	1	7	8	2	19	1	0	0	0	34	
15	Brogdon,Malcolm	*	8-14	0-3	6-6	1	4	5	2	22	5	2	1	2	39	
21	Wilkins,Isaiah	*	1-2	0-0	0-0	1	2	3	1	2	1	0	1	0	16	
32	Perrantes,London	*	2-7	1-3	3-4	0	4	4	2	8	3	3	0	1	38	
04	Shayok,Marial		4-9	1-2	3-5	0	3	3	1	12	1	0	0	0	25	
10	Tobey,Mike		5-5	0-0	0-0	2	0	2	2	10	0	0	0	0	9	
11	Nolte,Evan		0-0	0-0	0-0	0	0	0	0	0	0	0	0	0	6	
51	Thompson,Darius		0-0	0-0	0-0	0	0	0	1	0	0	1	0	0	3	
Team						1	1	2								
Totals			29-52	2-10	17-21	6	26	32	13	77	11	9	2	3	200	
FG % 1st Half: 10-26 38.5% 2nd half: 19-26 73.1% Game: 29-52 55.8% Deadball																
3FG % 1st Half: 1-5 20.0% 2nd half: 1-5 20.0% Game: 2-10 20.0% Rebounds																
FT % 1st Half: 2-2 100.0 2nd half: 15-19 78.9% Game: 17-21 81.0% 2,1																

Officials: Joseph DeRosa, Jeff Clark, Gene Steratore
Technical fouls: Butler-None. Virginia-None.
Attendance:
Fouled Out: Butler: #0 Etherington, A. @ 0:12.8 in 2nd half

Score by periods	1st	2nd	Total								
Butler	25	44	69								
Virginia	23	54	77								
				Points	In	Off	2nd	Fast	Bench		
				BUTLER	Point	T/O	Chance	Break			
				VA	32	14	9	6	7		
					42	5	12	4	22		

Last FG - BUTLER 2nd-01:12, VA 2nd-01:28.
Largest lead - BUTLER by 5 2nd-15:58, VA by 9 2nd-05:56.
BUTLER led for 13:52. VA led for 17:48. Game was tied for 08:20.

Score tied - 11 times.
Lead changed - 11 times.

VIRGINIA'S 2015-16 HONORS/AWARDS

PLAYER.....	HONOR/AWARD
Malcolm Brogdon.....	ACC Preseason Co-Player of the Year
Malcolm Brogdon.....	ACC Player of the Week (Feb. 8)
Malcolm Brogdon.....	ACC Player of the Week (Feb. 29)
Malcolm Brogdon.....	ACC Player of the Year (ACSM)
Malcolm Brogdon.....	ACC Defensive Player of the Year (ACSM)
Malcolm Brogdon.....	All-ACC First Team (ACSM & Coaches)
Malcolm Brogdon.....	ACC All-Defensive Team (ACSM & Coaches)
Malcolm Brogdon.....	USBWA District 3 Player of the Year
Malcolm Brogdon.....	USBWA All-District 3
Malcolm Brogdon.....	All-America First Team (SN)
Malcolm Brogdon.....	All-America Second Team (USA Today)
Malcolm Brogdon.....	All-America Second Team (SI.com

THE LAST TIME

VIRGINIA INDIVIDUALS

- **Scored 30 points:** Joe Harris (36) vs. Duke (2/28/13)
- **Scored 40 points:** Sean Singletary (41) at Miami (3/1/08)
- **Two players with 20 points:** Malcolm Brogdon (24) and Anthony Gill (21) vs. Notre Dame (1/2/16)
- **Three players with 20 points:** Chris Williams (27), Roger Mason, Jr. (22) and Donald Hand (20) vs. Duke (1/5/00)
- **Four players with 20 points:** Chris Williams (23), Donald Hand (22), Adam Hall (21), and Travis Watson (20) vs. Georgetown (3/15/00)
- **A player with back-to-back 25-point games:** Joe Harris, 26 vs. Virginia Tech (2/12/13), 27 at North Carolina (2/16/13)
- **One player scored in double figures:** Malcolm Brogdon (28) at Miami (2/22/16)
- **No players scored in double figures:** vs. Wisconsin (12/4/13)
- **Five players scored in double figures:** Marial Shayok (17), London Perrantes (15), Devon Hall (12), Anthony Gill (11), & Malcolm Brogdon (10) vs. Long Beach State (11/20/15)
- **Six players scored in double figures:** Sean Singletary (27), Adrian Joseph (13), Jamil Tucker (13), Mamadi Diane (12), Calvin Baker (11), Laurynas Mikalauskas (11), vs. Maryland (3/9/08)
- **Seven players scored in double figures:** Cornel Parker (20), Junior Burrough (15), Ted Jeffries (14), Cory Alexander (13), Jason Williford (12), Yuri Barnes (11) and Doug Smith (11) vs. Clemson (1/13/93)
- **Had 15 rebounds:** Mike Tobey (16) vs. Tenn. State (11/25/14)
- **Had 20 rebounds:** Mike Tobey (20) vs. Louisville (3/5/16)
- **Had 25 rebounds:** Bob Mortell (25) vs. Washington & Lee (2/27/60)
- **Two players with 10 rebounds:** Anthony Gill (13) and Darion Atkins (10) vs. Davidson (12/30/14)
- **Three players with 10 rebounds:** Yuri Barnes (13), Jason Williford (12) and Junior Burrough (11) vs. Rice (12/4/93)
- **Double-Double:** Mike Tobey (15 pts, 20 rebs) vs. Louisville (3/5/16)
- **Two players had a double-double:** Anthony Gill (25 pts, 13 rebs) and D. Atkins (13 pts, 10 rebs) vs. Davidson (12/30/14)
- **Three players had a double-double:** Jason Williford (10 pts, 15 rebs), Ted Jeffries (23 pts, 10 rebs), and Cornel Parker (11 pts, 11 rebs) at William & Mary (1/25/93)
- **Double-Double with points and assists:** London Perrantes (16 pts, 11 assists) vs. George Mason (11/22/15)
- **Triple-Double:** Ralph Sampson (15 pts, 22 rebs, 10 blks) vs. Old Dominion (12/29/79)
- **Four Double-Doubles in a row:** Mike Scott [5 in a row] (27 pts, 15 rebs) vs. Oklahoma (11/23/10), (16 pts, 10 rebs) vs. Wichita State (11/24/10), (17 pts, 12 rebs) at Minnesota (11/29/10), (21 pts, 13 rebs) at Virginia Tech (12/5/10), (10 pts, 13 rebs) vs. Radford (12/7/10)
- **20 points and 20 rebounds:** Travis Watson (21 pts, 20 rebs) vs. Wofford (1/2/03)
- **20 points and 10 rebounds:** Anthony Gill (20 pts, 12 rebs) vs. West Virginia (12/8/15)
- **10 assists:** London Perrantes (11) vs. George Mason (11/22/15)
- **5 blocked Shots:** Darion Atkins (5) vs. Northern Iowa (12/21/13)
- **5 steals:** Devon Hall (5) at James Madison (11/14/14)
- **Led UVA in points, rebounds and assists:** Anthony Gill (19 pts, 7 rebs, 4 assts) vs. Hampton (03/17/16)
- **Hit a last second shot to win a game:** Darius Thompson at Wake Forest (1/24/16) [3-pointer at the buzzer]
- **Played every minute:** Sylven Landesberg (45) vs. Clemson (2/15/09)
- **Played more than 40 minutes:** London Perrantes (42) vs. California (12/22/15)

VIRGINIA TEAM

- **Won in Overtime:** vs. California, 63-62 (12/22/15)
- **Lost in Overtime:** at Maryland, 75-69 (3/9/14)
- **Played Two Overtimes:** at Miami, 89-80 2 OT (1/3/15)
- **Played Three Overtimes:** vs. Georgetown, L 115-111 (3/15/00)
- **Shot 70 percent for a half:** 73.1% (19-26) vs. Butler - 2nd Half (3/19/16)
- **Shot 60 percent in a game:** 62.8% (27-43) vs. WVU (12/5/15)
- **Shot less than 30 percent in a game:** 29.8% (17-57) vs. Michigan State (3/22/15)
- **Shot 90 percent from the free throw line:** 94.1% (16-17) vs. Bradley (11/19/15)
- **Shot 70 percent from 3-point line:** 71.4% (5-7) at James Madison (11/14/14)
- **Shot less than 30 percent in a half:** 18.2% (4-22) in 1st Half vs. California (12/22/15)
- **Shot less than 20 percent in a half:** 18.2% (4-22) in 1st Half vs. California (12/22/15)
- **Shot 55 percent or better and lost:** 58.5% (31-53) at North Carolina (2/16/13)
- **Attempted 50 FTs:** 52 (made 34) vs. Howard (12/12/94)
- **Made 30 FTs:** 31 (36 att.) vs. Tennessee (3/18/07)
- **Made 13 3-pt FGs:** 13 vs. Long Beach State (11/20/15)
- **Failed to make a 3-pt FG:** vs. Drake (11/21/11)
- **Had 50 rebounds:** 50 vs. Morgan State (11/13/15)
- **Had 25 assists:** 27 vs. Howard (11/21/01)
- **Had 15 steals:** 16 vs. NC State (2/24/08)
- **Had 10 blocks:** 11 vs. Norfolk State (11/16/14)
- **Scored 50 pts in a half:** 54 vs. Butler, 2nd half (3/19/16)
- **Scored 60 pts in a half:** 60 vs. Gonzaga, 1st half (1/3/07)
- **Scored 70 pts in a half:** 70 vs. Coastal Carolina, 2nd half (11/20/00)
- **Scored 100 pts (ACC):** 103 vs. Maryland (1/16/07)
- **Scored 100 pts (non-conf):** 107 vs. VMI (11/16/08)
- **Scored under 20 pts in 1st half:** 18 vs. Mich. State (3/22/15)
- **Scored under 20 pts in 2nd half:** 18 vs. Wisconsin (12/4/13)
- **Scored under 50 pts in a game:** 45 vs. Rutgers (11/29/14)
- **Defeated top-5 opponent:** 75-56 vs. #4 Syracuse (3/1/14)
- **Defeated top-5 opponent on the road:** 77-69 at #3 Duke (1/17/93)
- **Defeated top-ranked opponent:** 86-73 vs. #1 North Carolina (1/30/86)

OPPONENT INDIVIDUALS

- **Scored 30 points:** Jaron Blossomgame (31), at Clemson (3/1/16)
- **Scored 35 points:** Erick Green (35), Virginia Tech (1/24/13)
- **Scored 40 points:** J.J. Redick (40), Duke (1/28/06)
- **Scored 50 points:** Len Chappell (50), Wake (2/12/62)
- **Two players with 20 points:** Michael Gbiniji (24) and Malachi Richardson (23) vs. Syracuse (1/24/16)
- **Three players with 20 points:** Jordan McRae (21), Jarnell Stokes (20), Josh Richardson (20), at Tennessee (12/30/13)
- **Two players with 30 points:** Trevor Powell (31) and Tony Smith (31), at Marquette (2/3/90)
- **No players scored in double figures:** Georgia Tech (1/22/15)
- **Five players scored in double figures:** Jaire Grayer (16), Otis Livingston (11), Shevon Thompson (11), Marquise Moore (10) and Marko Gujanicic (10), vs. George Mason (11/22/15)
- **Six players scored in double figures:** C.J. Harris (15), Ari Stewart (12), Travis McKie (12), J.T. Terrell (11), Ty Walker (11), Gary Clark (10), at Wake Forest (1/29/11)
- **Seven players scored in double figures:** Stanley Burrell (15), Drew Lavender (13), C.J. Anderson (12), B.J. Raymond (12), Josh Duncan (11), Charles Bronson (11), and Jason Love (10), at Xavier (1/3/08)
- **Double-Double:** Michael Young (12 pts, 10 rebs), at Pitt (2/6/16)
- **Double-Double with points and assists:** Keifer Sykes (21 pts, 10 assts), at Green Bay (12/7/13)
- **Two players had a double-double:** C.J. Leslie (20 pts, 14 rebs) & Richard Howell (12 pts, 11 rebs), NC State (1/29/13)
- **Had 15 rebounds:** Amile Jefferson (15), Duke (1/13/14)
- **Had 20 rebounds:** Tim Duncan (23), Wake Forest (2/22/97)
- **Had 10 assists:** Keifer Sykes (10), at Green Bay (12/7/13)
- **5 Blocked Shots:** BeeJay Anya (5), at NC State (2/11/15)
- **5 Steals:** Briante Weber (5), VCU (12/6/14)
- **Hit a last second shot to win a game:** Grayson Allen at Duke (2/13/16), 2-pointer as time expired in regulation

OPPONENT TEAM

- **Shot less than 30 percent in a game:** 27.6 (16-58), vs. Louisville (3/5/16)
- **Shot less than 30 percent in a game (ACC):** 27.6 (16-58), vs. Louisville (3/5/16)
- **Shot 60 percent in a game:** 63.8% (37-58), at Xavier (1/3/08)
- **Shot 55 percent or better and lost:** 55.3% (26-47), Cleveland State (11/25/09)
- **Scored 100 pts:** 106, Washington (11/22/10)
- **Scored 90 pts in an ACC game:** 93, North Carolina (2/16/13)
- **Scored 60 pts in a half:** 60, at Miami, 2nd half (3/1/08)
- **Scored 50 pts in a half:** 53, at North Carolina, 2nd half (2/16/13)
- **Scored under 20 pts in 1st half:** 19, vs. Louisville (3/5/16)
- **Scored under 20 pts in 2nd half:** 19, at Wake Forest (2/25/15)
- **Scored under 40 pts in a game:** 34, at Wake Forest (2/25/15)
- **Had 25 assists:** 27, at Xavier (1/3/08)
- **Had 15 steals:** 15, VMI (11/16/08)
- **Had 10 blocks:** 10 at Maryland (3/5/11)
- **Failed to make a 3-pt FG:** Georgia Tech (1/22/15)

2015-16 VIRGINIA MISCELLANEOUS STATISTICS

Largest halftime lead: 18 vs. Long Beach State (41-23)
 Largest halftime deficit: 11 at Georgia Tech (35-24)
 Largest halftime deficit overcome in a victory: 7 vs. California (27-20)
 Largest halftime lead surrendered in a loss: 3 at Florida State (28-25)
 Largest deficit overcome in a win: 14 at Wake Forest (50-36, 8:31 2H)
 Largest lead surrendered in a loss: 11 at Duke (25-14, 6:55 1H)

Largest deficit at any time: 15 at Georgia Tech (33-18, 1:21 1H)
 Largest lead at any time: 43 vs. Morgan State (75-32, 6:44 2H)
 Most consecutive points scored: 23 vs. Morgan State
 Most consecutive points allowed: 11 at Georgia Tech & vs. Boston College
 Longest scoring drought: 5:29 vs. Boston College (last 5:29 of game)
 Longest scoring drought opponent: 7:34 by Louisville (1H)



0 • DEVON HALL
R-So. • G • 6-5 • 209
Virginia Beach, Va.



1 • AUSTIN NICHOLS
Jr. • F • 6-9 • 232
Collierville, Tenn.




2 • JUSTICE BARTLEY
Fr. • G • 6-5 • 209
Lilburn, Ga.



4 • MARIAL SHAYOK
SO. • G • 6-5 • 213
Ottawa, Ontario, Canada



10 • MIKE TOBEY
Sr. • C • 7-0 • 260
Monroe, N.Y.



11 • EVAN NOLTE
Sr. • F • 6-8 • 228
Milton, Ga.



13 • ANTHONY GILL
R-Sr. • F • 6-8 • 230
High Point, N.C.



15 • MALCOLM BROGDON
R-Sr. • G • 6-5 • 215
Atlanta, Ga.



21 • ISAIAH WILKINS
So. • F • 6-7 • 230
Lilburn, Ga.



24 • CAID KIRVEN
Sr. • F • 6-9 • 228
Raleigh, N.C.



25 • MAMADI DIAKITE
Fr. • F • 6-9 • 195
Conakry, Guinea, Africa



31 • JARRED REUTER
Fr. • F • 6-7 • 243
Marion, Mass.



32 • LONDON PERRANTES
Jr. • G • 6-2 • 192
Los Angeles, Calif.



33 • JACK SALT
R-Fr. • C • 6-11 • 250
Auckland, New Zealand



34 • JEFF JONES
Jr. • F • 6-6 • 213
Charlottesville, Va.



51 • DARIUS THOMPSON
R-So. • G • 6-4 • 196
Murfreesboro, Tenn.



TONY BENNETT
Head Coach
7th Season



RON SANCHEZ
Associate Head Coach
7th Season



JASON WILLIFORD
Assistant Coach
7th Season



BRAD SODERBERG
Assistant Coach
1st Season



DEVON HALL

Guard • 6-5 • 203
Redshirt Sophomore
Virginia Beach, Va. • Cape Henry Collegiate

2015-16 HIGHLIGHTS

- Averaging 4.4 points and 2.6 rebounds per game, both career highs
- Third on the team in assists (62)
- Has scored in double figures in four games
- Scored a career-high 13 points to go along with four assists vs. Morgan State (11/13/15)
- Made a career-high four 3-pointers and recorded four rebounds vs. Long Beach State (11/20/15)
- Played a season-high 26 minutes and grabbed a career-high six rebounds vs. William & Mary (12/5/15)
- Matched a career-high with four assists vs. Notre Dame (1/2/16)
- Had six points and matched a season-high with 26 minutes in first start of the season (2nd career) at Florida State (1/17/16)
- Tallied an ACC-high 11 points vs. Clemson (1/19/16) and North Carolina (2/27/16)
- Recorded six points and three rebounds at Pitt (2/6/16)
- Recorded career highs in assists (five) and blocks (three) vs. Virginia Tech (2/9/16)
- Recorded a season-high three steals and added six points and three assists vs. NC State (2/15/16)
- Grabbed a career-high seven rebounds and added nine points at Clemson (3/1/16)

2015-16 GAME-BY-GAME

Opponent	GP-GS	FG	3FG	FT	O-D	Reb	A	TO	Blk	Stl	PF	Min	Pts
Morgan State	1-0	5-8	1-3	2-2	1-0	1	4	0	0	0	2	22	13
at George Wash.	2-0	1-6	0-3	0-0	0-0	0	2	0	0	0	1	19	2
vs. Bradley	3-0	0-2	0-1	2-2	0-2	2	3	0	0	2	0	16	2
vs. Long Beach St	4-0	4-5	4-5	0-0	0-4	4	1	0	0	1	1	15	12
vs. George Mason	5-0	1-2	1-1	0-0	0-2	2	1	1	0	0	0	19	3
Lehigh	6-0	1-3	0-2	0-0	0-5	5	2	0	1	2	0	14	2
at Ohio State	7-0	2-5	0-1	0-0	0-3	3	0	0	0	0	3	24	4
William & Mary	8-0	3-7	0-2	0-0	0-6	6	1	2	2	2	2	26	6
vs. West Virginia	9-0	1-2	0-0	2-4	1-1	2	2	1	0	0	1	22	4
Villanova	10-0	1-6	1-3	0-0	0-2	3	2	3	0	0	3	18	3
California	11-0	1-4	1-1	0-0	0-1	1	1	1	0	0	2	19	3
Oakland	12-0	0-1	0-0	0-0	0-1	1	1	2	0	0	0	8	0
Notre Dame	13-0	2-4	1-2	0-0	0-3	3	4	0	0	0	2	17	5
at Virginia Tech	14-0	1-2	0-1	0-0	0-2	2	0	2	0	0	0	16	2
at Georgia Tech	15-0	0-0	0-0	0-0	0-1	1	1	2	0	0	0	10	0
Miami	16-0	1-2	0-0	0-0	0-1	1	1	0	0	0	3	16	2
at Florida State	17-1	2-3	0-0	2-2	1-1	2	2	0	0	0	2	26	6
Clemson	18-2	3-5	2-3	3-4	0-4	4	2	1	0	0	1	26	11
Syracuse	19-3	2-3	1-2	2-2	0-3	3	2	1	0	2	1	33	7
at Wake Forest	20-4	0-4	0-3	0-0	0-4	4	2	0	0	0	1	24	0
at Louisville	21-5	2-3	1-2	0-0	0-1	1	2	0	0	1	0	14	5
Boston College	22-6	1-5	1-3	2-2	0-5	5	3	2	0	0	0	26	5
at Pitt	23-7	2-5	1-2	1-1	0-3	3	2	0	0	0	1	24	6
Virginia Tech	24-8	1-6	0-3	0-0	1-4	5	5	2	3	0	3	29	2
at Duke	25-9	1-3	0-2	0-0	0-4	4	1	0	0	1	3	25	2
NC State	26-10	3-5	0-0	0-0	0-0	0	3	1	0	3	2	25	6
at Miami	27-11	0-3	0-1	0-0	0-1	1	1	1	0	0	0	14	0
North Carolina	28-12	3-11	2-4	3-5	2-1	3	1	1	1	0	1	27	11
at Clemson	29-13	3-5	1-2	2-2	1-6	7	1	0	0	0	3	32	9
Louisville	30-13	1-2	0-0	2-2	0-0	0	2	0	1	0	3	20	4
vs. Georgia Tech	31-14	2-6	1-1	1-3	1-2	3	1	1	0	0	3	27	6
vs. Miami	32-15	0-4	0-1	0-0	0-1	1	2	1	0	0	1	18	0
vs. North Carolina	33-16	3-4	1-1	0-0	0-2	2	2	2	1	1	0	22	7
vs. Hampton	34-17	0-2	0-2	0-0	0-3	3	2	1	0	0	2	26	0
vs. Butler	35-18	2-6	0-2	0-0	0-5	5	0	3	0	0	2	30	4

CAREER HIGHS

Points	13 vs. Morgan State (11/13/15)
FGs	5 vs. Morgan State (11/13/15)
3FGs	4 vs. Long Beach State (11/20/15)
FTs	3, 2x - last vs. North Carolina (2/27/16)
Rebounds	7 at Clemson (3/1/16)
Assists	5 vs. Virginia Tech (2/9/16)
Turnovers	3, 2x - last vs. Butler (3/19/16)
Blocks	3 vs. Virginia Tech (2/9/16)
Steals	5 at James Madison (11/14/14)
Minutes	33 vs. Syracuse (1/24/16)

CAREER/SEASON HIGHS

Points	13 vs. Morgan State (11/13/15)
FGs	5 vs. Morgan State (11/13/15)
3FGs	4 vs. Long Beach State (11/20/15)
FTs	3, 2x - last vs. N. Carolina (2/27/16)
Rebounds	7 at Clemson (3/1/16)
Assists	5 vs. Virginia Tech (2/9/16)
Turnovers	3, 2x - last vs. Butler (3/19/16)
Blocks	3 vs. Virginia Tech (2/9/16)
Steals	3 vs. NC State (2/15/16)
Minutes	33 vs. Syracuse (1/24/16)

CAREER STATISTICS

Year	G-GS	Min-Avg.	FG-FGA	Pct.	3FG-3FGA	Pct.	FT-FTA	Pct.	Off-Def.	Reb-Avg.	PF-DQ	Ast	TO	Blk	Stl	Pts-Avg
2014-15	23-1	244-10.6	16-40	.400	5-15	.333	5-11	.455	2-15	17-0.7	18-0	18	12	1	9	42-1.8
2015-16	35-18	749-21.4	55-144	.382	20-59	.339	24-31	.774	8-84	92-2.6	49-0	62	31	8	16	154-4.4
TOTAL	58-19	993-17.1	71-184	.386	25-74	.338	29-42	.690	10-99	109-1.9	67-0	80	43	9	25	196-3.4

CAREER ACC STATISTICS

Year	G-GS	Min-Avg.	FG-FGA	Pct.	3FG-3FGA	Pct.	FT-FTA	Pct.	Off-Def.	Reb-Avg.	PF-DQ	Ast	TO	Blk	Stl	Pts-Avg
2014-15	12-0	113-9.4	8-19	.421	2-8	.250	2-6	.333	0-9	9-0.8	11-0	6	4	1	2	20-1.7
2015-16	18-13	404-22.4	28-71	.394	10-30	.333	17-20	.850	5-44	49-2.7	26-0	35	13	4	8	83-4.6
TOTAL	30-13	517-17.2	36-90	.400	12-38	.316	19-26	.731	5-53	58-1.9	37-0	41	17	5	10	103-3.4

CAREER NCAA TOURNAMENT STATISTICS

Year	G-GS	Min-Avg.	FG-FGA	Pct.	3FG-3FGA	Pct.	FT-FTA	Pct.	Off-Def.	Reb-Avg.	PF-DQ	Ast	TO	Blk	Stl	Pts-Avg
2015	DNP															
2016	2-2	56-28.0	2-8	.250	0-4	.000	0-0	.000	0-8	8-4.0	4-0	2	4	0	0	4-2.0
TOTAL	2-2	56-28.0	2-8	.250	0-4	.000	0-0	.000	0-8	8-4.0	4-0	2	4	0	0	4-2.0



4 MARIAL SHAYOK

Guard • 6-5 • 213
Sophomore
Ottawa, Ontario • Blair Academy (N.J.)

NCAA TOURNAMENT HIGHLIGHTS

- Played in each of UVA's four NCAA Tournament games over the last two seasons
- Scored in double figures against Hampton (10) and Butler (12) – 20 of the 22 points came after halftime
- Scored five points against Belmont and six versus Michigan State in 2015.

2015-16 HIGHLIGHTS

- Averaging 4.4 points and 1.8 rebounds per game
- Has scored in double figures in three of last four games
- Second on the team in 3-point percentage (44.7%)
- Has started eight games
- Scored 10 points and matched career-high with six rebounds in first start vs. Bradley (11/19/15)
- Scored a career-high 17 points (7-9 FG, 3-4 3FG) and recorded a career-high five assists vs. Long Beach State (11/20/15)
- Tallied 11 points vs. Lehigh (11/25)
- Scored 10 points on 4-4 shooting at Wake Forest (1/26/16)
- Tallied six points and three rebounds at Louisville (1/30/16)
- Registered eight points, four rebounds, two blocks and one steal at Pitt (2/6/16)
- Scored nine points and pulled down five rebounds at Clemson (3/1/16)
- Scored 10 points in ACC semifinal win against Miami (3/11/16)
- Recorded 10 points in NCAA Tournament opener against Hampton (3/17/16) and followed it up with 12 points, including 10 in the second half, against Butler (3/19/16)

2015-16 GAME-BY-GAME

Opponent	GP-GS	FG	3FG	FT	O-D	Reb	A	TO	Blk	Stl	PF	Min	Pts
Morgan State	1-0	0-4	0-0	0-0	1-3	4	2	1	0	0	2	17	0
at George Wash.	2-0	1-3	0-1	0-0	0-1	1	0	0	0	0	1	9	2
vs. Bradley	3-1	4-5	2-2	0-0	0-6	6	2	0	0	0	2	26	10
vs. Long Beach St	4-2	7-9	3-4	0-0	0-2	2	5	1	0	0	2	28	17
vs. George Mason	5-3	2-3	0-0	0-0	0-0	0	1	0	1	0	3	13	4
Lehigh	6-4	4-5	1-2	2-2	2-0	2	1	0	1	1	1	19	11
at Ohio State	7-5	1-5	0-1	0-1	1-0	1	2	0	0	1	2	23	2
William & Mary	8-6	0-3	0-2	0-0	0-2	2	3	2	0	2	3	19	0
vs. West Virginia	9-6	0-1	0-1	0-0	1-0	1	0	3	0	0	1	5	0
Villanova	10-6	1-1	0-0	0-0	0-1	1	0	0	0	0	1	9	2
California	11-6	0-1	0-1	0-0	0-1	1	0	0	0	0	0	5	0
Oakland	12-6	2-5	1-2	0-0	0-0	0	2	1	0	1	1	22	5
Notre Dame	13-6	0-0	0-0	0-0	0-0	0	0	1	0	0	0	5	0
at Virginia Tech	14-6	0-1	0-1	0-0	0-0	0	2	0	0	0	1	6	0
at Georgia Tech	15-7	2-5	1-2	1-2	0-0	0	0	0	0	1	1	17	6
Miami	16-8	0-1	0-1	0-0	0-1	1	0	1	0	0	2	16	2
at Florida State	DNP												
Clemson	DNP												
Syracuse	17-8	0-0	0-0	0-0	0-0	0	0	0	0	0	0	5	0
at Wake Forest	18-8	4-4	2-2	0-0	0-1	1	2	2	0	1	4	17	10
at Louisville	19-8	2-4	1-1	1-2	1-2	3	0	1	0	1	1	13	6
Boston College	20-8	1-6	1-2	0-0	0-2	2	1	1	0	0	0	17	3
at Pitt	21-8	4-6	0-2	0-2	0-4	4	0	0	2	1	1	18	8
Virginia Tech	22-8	0-0	0-0	0-0	0-2	2	0	2	0	1	1	11	0
at Duke	23-8	1-1	0-0	1-2	0-0	0	4	0	1	0	3	16	3
NC State	24-8	1-2	1-1	1-2	0-1	1	2	0	0	0	1	18	4
at Miami	25-8	1-3	0-1	1-2	0-5	5	0	1	0	1	2	20	3
North Carolina	26-8	1-3	0-1	1-1	0-1	1	3	0	0	0	1	14	3
at Clemson	27-8	3-5	1-1	2-2	1-4	5	1	0	0	0	2	23	9
Louisville	28-8	0-1	0-0	0-0	0-0	0	0	1	0	0	0	6	0
vs. Georgia Tech	29-8	0-1	0-0	0-0	0-1	1	1	1	0	0	4	8	0
vs. Miami	30-8	4-5	0-0	2-4	0-3	3	0	2	0	0	5	23	10
vs. North Carolina	31-8	2-5	0-1	0-0	1-4	5	1	2	0	0	2	20	4
vs. Hampton	32-8	4-6	2-3	0-0	0-1	1	2	2	0	0	2	12	10
vs. Butler	33-8	4-9	1-2	3-5	0-3	3	1	0	0	0	1	25	12

CAREER HIGHS

Points	17 vs. Long Beach State (11/20/15)
FGs	7 vs. Long Beach State (11/20/15)
3FGs	3 vs. Long Beach State (11/20/15)
FTs	3, 3x - last vs. Butler (3/19/16)
Rebounds	6, 2x - last vs. Bradley (11/19/15)
Assists	5 vs. Long Beach State (11/20/15)
Turnovers	3, 2x - last vs. West Virginia (12/8/15)
Blocks	2, 3x - last at Pitt (2/6/16)
Steals	2, 7x - last vs. William & Mary (12/5/15)
Minutes	31 at Miami (1/3/15)

SEASON HIGHS

Points	17 vs. Long Beach State (11/20/15)
FGs	7 vs. Long Beach State (11/20/15)
3FGs	3 vs. Long Beach State (11/20/15)
FTs	3 vs. Butler (3/19/16)
Rebounds	6 vs. Bradley (11/19/15)
Assists	5 vs. Long Beach State (11/20/15)
Turnovers	3 vs. West Virginia (12/8/15)
Blocks	2 at Pitt (2/6/16)
Steals	2 vs. William & Mary (12/5/15)
Minutes	28 vs. Long Beach State (11/20/15)

CAREER STATISTICS

Year	G-GS	Min-Avg.	FG-FGA	Pct.	3FG-3FGA	Pct.	FT-FTA	Pct.	Off-Def.	Reb-Avg.	PF-DQ	Ast	TO	Blk	Stl	Pts-Avg
2014-15	34-1	496-14.6	47-116	.405	19-50	.380	17-27	.630	8-53	61-1.8	44-0	35	21	10	19	130-3.8
2015-16	33-8	498-15.1	56-113	.496	17-38	.447	15-27	.556	8-51	59-1.8	52-1	38	25	5	11	144-4.4
TOTAL	67-9	994-14.8	103-229	.450	36-88	.409	32-54	.593	16-104	120-1.8	96-1	73	46	15	30	274-4.1

CAREER ACC STATISTICS

Year	G-GS	Min-Avg.	FG-FGA	Pct.	3FG-3FGA	Pct.	FT-FTA	Pct.	Off-Def.	Reb-Avg.	PF-DQ	Ast	TO	Blk	Stl	Pts-Avg
2014-15	18-1	263-14.6	21-56	.375	8-26	.308	5-11	.455	4-29	33-1.8	23-0	17	8	6	10	55-3.1
2015-16	16-2	215-13.4	20-42	.476	7-15	.467	8-15	.533	2-23	25-1.6	20-0	15	10	3	6	55-3.4
TOTAL	34-3	478-14.1	41-98	.418	15-41	.366	13-26	.500	6-52	58-1.7	43-0	32	18	9	16	110-3.2

CAREER NCAA TOURNAMENT STATISTICS

Year	G-GS	Min-Avg.	FG-FGA	Pct.	3FG-3FGA	Pct.	FT-FTA	Pct.	Off-Def.	Reb-Avg.	PF-DQ	Ast	TO	Blk	Stl	Pts-Avg
2015	2-0	26-13.0	3-7	.429	1-2	.500	4-5	.800	0-3	3-1.5	1-0	1	1	0	1	11-5.5
2016	2-0	37-18.5	8-15	.533	3-5	.600	3-5	.600	0-4	4-2.0	3-0	3	2	0	0	22-11.0
TOTAL	4-0	63-15.8	11-22	.500	4-7	.571	7-10	.700	0-7	7-1.8	4-0	4	3	0	1	33-8.3



10 MIKE TOBEY

Center • 7-0 • 260
Senior
Monroe, N.Y. • Blair Academy (N.J.)

NCAA TOURNAMENT HIGHLIGHTS

- Has played in seven career NCAA Tournament games
- Was 5-for-5 from field and scored 10 points against Butler
- Scored 11 points against Memphis in the 2014 NCAA Tournament

2015-16 HIGHLIGHTS

- Averaging 6.8 points and 4.3 rebounds per game
- Second on team in field-goal percentage (59.6%) and in blocks (20)
- Has scored in double figures in eight games
- Scored 15 points and grabbed eight rebounds vs. Morgan State (11/13/15)
- Recorded 10 points and seven rebounds at George Washington (11/16/15)
- Scored 14 points to go along with eight rebounds vs. George Mason (11/22/15)
- Tallied a season-high 16 points (7-8 FGs) vs. Oakland (12/30/15)
- Netted 15 points and added six rebounds vs. Notre Dame (1/2/16)
- Attempted a career-high three 3-pointers at Georgia Tech (1/9/16)
- Tallied 12 points and seven rebounds vs. Miami (1/12/16)
- Scored nine points and added four rebounds, one block and two steals at Louisville (1/30/16)
- Recorded 10 points on 4-5 FGs vs. Virginia Tech (2/9/16)
- Scored 15 points and grabbed a career-high 20 rebounds in win over Louisville (3/5/16) - most rebounds by UVA player since Travis Watson had 20 on Jan. 2, 2003
- Was 5-for-5 from field and scored 10 points in NCAA 2nd Round game against Butler (3/19/16)

2015-16 GAME-BY-GAME

Opponent	GP-GS	FG	3FG	FT	O-D	Reb	A	TO	Blk	Stl	PF	Min	Pts
Morgan State	1-1	7-8	0-0	1-4	5-3	8	0	1	1	0	0	19	15
at George Wash.	2-2	4-8	1-1	1-2	1-6	7	1	0	0	0	2	30	10
vs. Bradley	3-3	2-3	0-0	1-1	1-2	3	2	1	0	0	4	13	5
vs. Long Beach St	4-4	3-6	0-1	1-1	1-1	2	1	0	0	0	1	9	7
vs. George Mason	5-4	6-11	0-0	2-3	2-6	8	0	0	0	0	3	19	14
Lehigh	6-4	4-8	0-1	0-0	2-3	5	0	1	1	0	2	20	8
at Ohio State	7-4	2-3	0-0	2-2	0-1	1	0	1	0	0	1	18	6
William & Mary	8-5	1-5	0-0	0-0	3-3	6	2	0	0	2	1	16	2
vs. West Virginia	9-5	0-0	0-0	0-0	0-0	0	0	0	1	0	4	6	0
Villanova	10-5	1-2	0-0	0-0	1-0	1	0	1	0	0	3	11	2
California	11-5	1-2	0-0	0-0	0-0	0	0	1	0	0	1	7	2
Oakland	12-5	7-8	0-0	2-2	3-4	7	1	0	0	0	1	19	16
Notre Dame	13-5	5-9	0-0	5-5	4-2	6	1	1	2	1	1	15	15
at Virginia Tech	14-5	2-2	0-0	0-0	1-1	2	0	1	1	0	4	9	4
at Georgia Tech	15-6	2-7	1-3	2-2	1-6	7	1	0	0	1	3	26	7
Miami	16-6	6-10	0-0	0-0	3-4	7	0	0	1	0	1	18	12
at Florida State	17-6	2-3	0-0	0-0	0-3	3	0	1	1	0	1	17	4
Clemson	18-6	3-4	0-0	0-0	1-5	6	0	2	2	2	1	20	6
Syracuse	19-6	2-3	0-0	2-4	1-2	3	1	1	1	0	2	14	6
at Wake Forest	20-6	1-3	0-0	0-0	0-2	2	0	1	0	0	4	12	2
at Louisville	21-6	4-7	0-1	1-2	0-4	4	0	1	1	2	3	22	9
Boston College	22-6	2-3	0-0	0-2	0-3	3	0	1	1	1	3	12	4
at Pitt	23-6	2-5	0-0	0-1	1-2	3	0	1	1	0	3	11	4
Virginia Tech	24-6	4-5	0-0	2-3	0-1	1	0	0	1	0	2	11	10
at Duke	25-6	4-7	0-0	0-0	1-2	3	1	0	0	0	1	19	8
NC State	26-6	3-4	0-0	1-1	0-3	3	1	1	0	0	2	17	7
at Miami	27-6	2-5	0-0	0-2	2-1	3	0	1	0	0	5	16	4
North Carolina	28-6	2-2	0-0	0-0	1-1	2	0	0	1	0	1	9	4
at Clemson	29-6	0-2	0-0	0-0	0-1	1	2	3	0	1	1	10	0
Louisville	30-7	5-8	0-0	5-8	4-16	20	0	0	0	0	3	25	15
vs. Georgia Tech	31-7	4-5	0-0	1-2	0-1	1	0	0	0	0	1	18	9
vs. Miami	32-7	3-5	0-2	0-0	3-2	5	0	1	1	0	1	17	6
vs. North Carolina	33-7	1-4	0-0	0-0	6-3	9	0	2	0	0	2	14	2
vs. Hampton	34-7	4-6	0-0	0-0	0-6	6	0	0	3	0	4	15	8
vs. Butler	35-7	5-5	0-0	0-0	2-0	2	0	0	0	0	2	9	10

CAREER HIGHS

Points	19 vs. Wofford (12/30/12)
FGs	9 vs. Wofford (12/30/12)
3FGs	1, 6x - last at Georgia Tech (1/9/16)
FTs	7 vs. Seattle (11/17/12)
Rebounds	20 vs. Louisville (3/5/16)
Assists	2, 5x - last at Clemson (3/1/16)
Turnovers	3, 7x - last at Clemson (3/1/16)
Blocks	4 vs. Notre Dame (2/22/14)
Steals	2, 5x - last at Louisville (1/30/16)
Minutes	33 at Miami (1/3/15)

SEASON HIGHS

Points	16 vs. Oakland (12/30/15)
FGs	7, 2x - last vs. Oakland (12/30/15)
3FGs	1, 2x - last at Georgia Tech (1/9/16)
FTs	5, 2x - last vs. Louisville (3/5/16)
Rebounds	20 vs. Louisville (3/5/16)
Assists	2, 3x - last at Clemson (3/1/16)
Turnovers	3 at Clemson (3/1/16)
Blocks	3 vs. Hampton (3/17/16)
Steals	2, 3x - last at Louisville (1/30/16)
Minutes	30 at George Washington (11/16/15)

CAREER STATISTICS


Year	G-GS	Min-Avg.	FG-FGA	Pct.	3FG-3FGA	Pct.	FT-FTA	Pct.	Off-Def.	Reb-Avg.	PF-DQ	Ast	TO	Blk	Stl	Pts-Avg
2012-13	30-2	416-13.9	87-164	.530	3-5	.600	27-34	.794	34-52	86-2.9	40-0	13	21	18	3	204-6.8
2013-14	37-28	668-18.1	99-206	.481	1-3	.333	38-56	.679	70-69	139-3.8	73-0	11	34	39	9	237-6.4
2014-15	34-11	582-17.1	93-181	.514	0-1	.000	47-63	.746	66-106	172-5.1	66-1	12	26	22	9	233-6.9
2015-16	35-7	543-15.5	106-178	.596	2-9	.222	29-47	.617	50-100	150-4.3	74-1	14	24	20	10	243-6.9
TOTAL	136-48	2209-16.2	385-729	.528	6-18	.333	141-200	.705	220-327	547-4.0	253-2	50	105	99	31	917-6.7

CAREER ACC STATISTICS

Year	G-GS	Min-Avg.	FG-FGA	Pct.	3FG-3FGA	Pct.	FT-FTA	Pct.	Off-Def.	Reb-Avg.	PF-DQ	Ast	TO	Blk	Stl	Pts-Avg
2012-13	13-0	192-14.8	40-73	.548	1-1	1.000	7-9	.778	22-24	46-3.5	27-0	5	7	6	1	88-6.8
2013-14	18-18	354-19.7	46-106	.434	0-1	.000	22-30	.733	35-27	62-3.4	43-0	9	17	20	3	114-6.3
2014-15	18-5	313-17.4	47-95	.495	0-1	.000	22-29	.759	32-41	73-4.1	29-0	5	16	11	4	116-6.4
2015-16	18-2	283-15.7	51-89	.573	1-4	.250	18-30	.600	20-59	79-4.4	41-1	7	15	13	8	121-6.7
TOTAL	67-25	1142-17.0	184-363	.507	2-7	.286	69-98	.704	109-151	260-3.9	140-1	26	55	50	16	439-6.6

CAREER NCAA TOURNAMENT STATISTICS

Year	G-GS	Min-Avg.	FG-FGA	Pct.	3FG-3FGA	Pct.	FT-FTA	Pct.	Off-Def.	Reb-Avg.	PF-DQ	Ast	TO	Blk	Stl	Pts-Avg
2014	3-3	49-16.3	8-14	.571	1-1	1.000	0-0	.000	1-8	9-3.0	6-0	0	0	2	0	17-5.7
2015	2-0	17-8.5	2-5	.400	0-0	.000	1-1	1.000	4-2	6-3.0	1-0	0	0	0	0	5-2.5
2016	2-0	24-12.0	9-11	.818	0-0	.000	0-0	.000	2-6	8-4.0	6-0	0	0	3	0	18-9.0
TOTAL	7-3	90-12.9	19-30	.633	1-1	1.000	1-1	1.000	7-16	23-3.3	13-0	0	0	5	0	40-5.7



11 EVAN NOLTE

Forward • 6-8 • 228
Senior
Milton, Ga. • Milton

NCAA TOURNAMENT HIGHLIGHTS

- Has played in seven career NCAA Tournament games
- Hit pair of 3-pointers and scored six points against Hampton
- Scored eight points, including pair of 3-pointers, in 2014 NCAA Tournament against Coastal Carolina

2015-16 HIGHLIGHTS

- Averaging 2.0 points and 0.8 rebounds per game
- Has played 32 games, with one start
- Missed the Miami (2/22/16) game with a foot injury
- Scored five points at George Washington (11/16/15)
- Scored two points, grabbed two rebounds and recorded an assist vs. Long Beach State (11/22/15)
- Tallied a season-high seven points vs. William & Mary (12/5/15)
- Played a season-high 16 minutes at Georgia Tech (1/9/16) and vs. Boston College (2/3/16)
- Scored four points and added a block and a steal at Wake Forest (1/26/16)
- Made 3-pointer vs. Boston College (2/3/16) and Pitt (2/6/16)
- Scored four points and recorded a block and a steal vs. Virginia Tech (2/9/16)
- Hit pair of 3-pointers and scored six points in win over Louisville (3/5/16)
- Played season-high 17 minutes and scored six points in ACC quarterfinals against Georgia Tech (3/10/16)
- Hit two 3-pointers in ACC championship game against North Carolina (3/12/16)
- Hit pair of 3-pointers and scored six points in NCAA Tournament opener against Hampton (3/17/16)

2015-16 GAME-BY-GAME

Opponent	GP-GS	FG	3FG	FT	O-D	Reb	A	TO	Blk	Stl	PF	Min	Pts
Morgan State	1-0	1-5	1-3	0-0	0-1	1	0	1	0	0	1	12	3
at George Wash.	2-0	2-3	1-2	0-0	0-0	0	0	0	0	0	4	7	5
vs. Bradley	3-0	0-2	0-2	2-2	0-0	0	0	1	0	0	0	11	2
vs. Long Beach St	4-0	1-2	0-1	0-0	1-1	2	1	0	0	0	0	7	2
vs. George Mason	5-0	0-1	0-0	0-0	0-1	1	0	0	0	0	0	2	0
Lehigh	6-0	0-1	0-1	0-0	0-0	0	0	1	0	0	0	4	0
at Ohio State	7-0	0-1	0-1	0-0	1-0	1	1	1	0	0	0	4	0
William & Mary	8-0	3-4	0-0	1-1	1-1	2	0	0	0	0	0	11	7
vs. West Virginia	9-0	0-1	0-0	1-2	0-1	1	1	1	0	0	2	8	1
Villanova	10-0	0-1	0-0	0-0	0-1	1	0	0	0	0	0	3	0
California	DNP												
Oakland	11-0	0-0	0-0	0-0	0-0	0	0	0	0	0	0	5	0
Notre Dame	DNP												
at Virginia Tech	12-0	0-1	0-1	0-0	0-0	0	0	0	0	0	1	4	0
at Georgia Tech	13-0	0-0	0-0	1-2	0-0	0	1	0	1	1	4	16	1
Miami	14-0	0-1	0-1	0-0	0-0	0	0	0	0	0	1	8	0
at Florida State	15-0	0-4	0-1	0-0	1-1	2	1	1	0	1	0	14	0
Clemson	16-0	0-0	0-0	0-0	0-1	1	0	0	0	0	0	6	0
Syracuse	17-0	0-0	0-0	0-0	0-0	0	1	0	0	0	0	10	0
at Wake Forest	18-0	2-4	0-2	0-0	1-0	1	0	0	1	1	2	12	4
at Louisville	19-0	0-0	0-0	0-0	0-1	1	0	1	0	0	0	6	0
Boston College	20-0	1-4	1-4	0-0	0-1	1	0	1	0	1	2	16	3
at Pitt	21-0	1-2	1-2	0-0	1-1	2	1	0	1	0	0	12	3
Virginia Tech	22-0	2-3	0-1	0-0	0-2	2	1	0	1	1	0	15	4
at Duke	23-0	1-2	1-2	0-0	0-1	1	0	1	0	0	1	10	3
NC State	24-0	0-1	0-1	0-0	0-0	0	1	0	0	0	0	4	0
at Miami	DNP												
North Carolina	25-0	0-0	0-0	0-0	0-0	0	0	0	0	0	0	1	0
at Clemson	26-0	0-1	0-1	0-0	0-0	0	0	0	0	0	3	3	0
Louisville	27-1	2-3	2-3	0-0	0-0	0	2	1	1	0	0	16	6
vs. Georgia Tech	28-1	2-2	1-1	1-3	0-0	0	0	0	0	0	1	14	6
vs. Miami	29-1	1-1	0-0	0-0	0-0	0	0	0	0	0	0	9	2
vs. North Carolina	30-1	2-3	2-3	0-0	1-1	2	0	1	0	0	0	13	6
vs. Hampton	31-1	2-5	2-4	0-0	0-3	3	0	0	1	1	1	16	6
vs. Butler	32-1	0-0	0-0	0-0	0-0	0	0	0	0	0	0	6	0

CAREER HIGHS

Points	18 at Virginia Tech (1/24/13)
FGs	6 at Virginia Tech (1/24/13)
3FGs	5 at Virginia Tech (1/24/13)
FTs	4, 3x - last vs. Memphis (3/23/14)
Rebounds	7 vs. Florida State (1/19/13)
Assists	3, 5x - last vs. Navy (11/19/13)
Turnovers	3 vs. North Texas (11/20/12)
Blocks	2, 3x - last vs. Clemson (2/7/13)
Steals	4, 2x - last vs. North Carolina (3/13/15)
Minutes	35 at Louisville (3/7/15)

SEASON HIGHS

Points	7 vs. William & Mary (12/5/15)
FGs	3 vs. William & Mary (12/5/15)
3FGs	2, 3x - last vs. Hampton (3/17/16)
FTs	2 vs. Bradley (11/19/15)
Rebounds	3 vs. Hampton (3/17/16)
Assists	2 vs. Louisville (3/5/16)
Turnovers	1, 9x - last vs. North Carolina (3/12/16)
Blocks	1, 6x - last vs. Hampton (3/17/16)
Steals	1, 7x - last vs. Hampton (3/17/16)
Minutes	16, 4x - last vs. Hampton (3/17/16)

CAREER STATISTICS

Year	G-GS	Min-Avg.	FG-FGA	Pct.	3FG-3FGA	Pct.	FT-FTA	Pct.	Off-Def.	Reb-Avg.	PF-DQ	Ast	TO	Blk	Stl	Pts-Avg
2012-13	35-8	694-19.8	65-157	.414	42-108	.389	26-33	.788	21-63	84-2.4	78-2	36	21	16	27	198-5.7
2013-14	32-0	297-9.3	26-66	.394	17-51	.333	19-26	.731	7-20	27-0.8	27-0	8	10	3	7	88-2.8
2014-15	33-11	590-17.9	35-99	.354	21-76	.276	10-16	.625	8-43	51-1.5	46-0	23	15	5	19	101-3.1
2015-16	32-1	285-8.9	23-58	.397	12-37	.324	6-10	.600	7-18	25-0.8	25-0	11	9	6	7	64-2.0
TOTAL	132-20	1866-14.1	149-380	.392	92-272	.338	61-85	.718	43-144	187-1.4	176-2	78	55	30	60	451-3.4

CAREER ACC STATISTICS

Year	G-GS	Min-Avg.	FG-FGA	Pct.	3FG-3FGA	Pct.	FT-FTA	Pct.	Off-Def.	Reb-Avg.	PF-DQ	Ast	TO	Blk	Stl	Pts-Avg
2012-13	18-5	368-20.4	33-89	.371	25-69	.362	9-13	.692	11-33	44-2.4	42-1	13	9	10	13	100-5.6
2013-14	15-0	137-9.1	12-33	.364	8-26	.308	3-7	.429	4-10	14-0.9	10-0	4	4	2	1	35-2.3
2014-15	18-8	326-18.1	16-47	.340	12-38	.316	2-6	.333	1-22	23-1.3	24-0	13	9	2	7	46-2.6
2015-16	16-1	153-9.6	9-26	.346	5-19	.263	1-2	.500	3-8	11-0.7	14-0	8	5	5	5	24-1.5
TOTAL	67-14	984-14.7	70-195	.359	50-152	.329	15-28	.536	19-73	92-1.4	90-1	38	27	19	26	205-3.1

CAREER NCAA TOURNAMENT STATISTICS

Year	G-GS	Min-Avg.	FG-FGA	Pct.	3FG-3FGA	Pct.	FT-FTA	Pct.	Off-Def.	Reb-Avg.	PF-DQ	Ast	TO	Blk	Stl	Pts-Avg
2014	3-0	36-12.0	5-7	.714	2-3	.667	4-4	1.000	2-5	7-2.3	4-0	0	1	0	0	16-5.3
2015	2-1	47-23.5	1-6	.167	0-4	.000	0-0	.000	2-3	5-2.5	5-0	3	0	0	1	2-1.0
2016	2-0	22-11.0	2-5	.400	2-4	.500	0-0	.000	0-3	3-1.5	1-0	0	0	1	1	6-3.0
TOTAL	7-1	105-15.0	8-18	.444	4-11	.364	4-4	1.000	4-11	15-2.1	10-0	3	1	1	2	24-3.4



13 ANTHONY GILL

Forward • 6-8 • 230

Senior

High Point, N.C. • Charlotte Christian/South Carolina

NCAA TOURNAMENT HIGHLIGHTS

- Has played in seven NCAA Tournament games, scoring in double figures in six
- Scored 19 points in both of UVA's 2016 tournament games

2015-16 HIGHLIGHTS

- Third-Team All-ACC honoree (Media and Coaches teams)
- Named to ACC All-Tournament Team (First Team)
- John R. Wooden Award Preseason Top 50 List
- 2016 NABC Allstate Good Works Team honoree
- Averaging a career high in points (13.6) while shooting 56.7% from the field
- Scored double-digit points 31 of 35 games
- Leads team in rebounding (6.2/game) and third in blocks (18)
- Ranks second in ACC in field-goal percentage, 17th in rebounding and 23rd in scoring
- Leads the team in double-doubles this season (3)
- Named ACC Player of the Week after tallying his fourth career double-double with season highs in points (20) and rebounds (12) vs. West Virginia (12/8/15) at Madison Square Garden
- Scored a season-high 22 points (8-9 FG) and grabbed seven rebounds vs. Villanova (12/19/15)
- Tallied team-high 17 points in career-high 38 minutes vs. California (12/22/15)
- Recorded team-high 17 points vs. Oakland (12/30/15)
- Netted 21 points vs. Notre Dame (1/2/16)
- Scored 16 points on 7-11 shooting and tallied eight rebounds vs. Syracuse (1/24/16)
- Scored 10 points and grabbed 11 rebounds for second double-double of season vs. BC (2/3/16)
- Blocked a career-best four shots at Miami (2/22/16)
- Recorded third double-double of season with 11 points and 10 rebounds at Clemson (3/1/16)
- Scored 15 points in win over Louisville (3/5/16)
- Scored 13 points and grabbed six boards in ACC championship game against UNC (3/12/16)
- Scored 19 points in both of UVA's 2016 NCAA Tournament games against Hampton (3/17/16) and Butler (3/19/16)

2015-16 GAME-BY-GAME

Opponent	GP-GS	FG	3FG	FT	O-D	Reb	A	TO	Blk	Stl	PF	Min	Pts
Morgan State	1-1	3-6	0-0	6-8	4-3	7	1	0	1	0	1	21	12
at George Wash.	2-2	4-8	0-0	3-4	2-3	5	0	1	0	1	4	23	11
vs. Bradley	3-3	6-8	0-0	4-4	2-5	7	0	0	0	2	1	23	16
vs. Long Beach St	4-4	4-7	0-0	3-4	1-4	5	1	1	0	1	3	23	11
vs. George Mason	5-5	5-9	0-0	5-6	2-3	5	0	0	0	0	2	26	15
Lehigh	6-6	4-8	0-0	2-3	2-0	2	0	1	0	1	0	24	10
at Ohio State	7-7	3-8	0-0	4-6	3-5	8	0	1	0	0	2	27	10
William & Mary	8-8	5-10	0-0	6-7	2-5	7	1	0	1	1	1	30	16
vs. West Virginia	9-9	9-11	0-0	2-4	3-9	12	1	2	0	1	2	36	20
Villanova	10-10	8-9	0-0	6-7	3-4	7	0	0	0	2	2	33	22
California	11-11	5-14	0-0	7-7	3-3	6	1	3	1	0	2	38	17
Oakland	12-12	6-8	0-0	5-7	1-4	5	0	2	0	0	0	28	17
Notre Dame	13-13	7-10	0-0	7-11	3-3	6	1	1	0	1	3	33	21
at Virginia Tech	14-14	7-9	1-1	2-3	5-3	8	3	3	1	0	3	35	17
at Georgia Tech	15-15	5-8	0-0	1-3	0-2	2	1	1	0	0	5	26	11
Miami	16-16	6-10	0-0	3-8	3-5	8	3	1	1	1	4	36	15
at Florida State	17-17	5-8	0-0	3-4	1-3	4	0	2	0	0	3	27	13
Clemson	18-18	4-9	0-0	4-5	4-1	5	0	1	0	0	3	23	12
Syracuse	19-19	7-11	0-0	2-2	1-7	8	0	3	0	0	2	33	16
at Wake Forest	20-20	7-12	0-0	3-7	2-1	3	1	0	2	0	5	32	17
at Louisville	21-21	6-9	0-0	1-2	1-5	6	1	3	1	1	2	28	13
Boston College	22-22	1-4	0-0	8-10	2-9	11	0	1	0	0	1	26	10
at Pitt	23-23	2-7	0-0	0-2	2-1	3	0	1	1	0	4	21	4
Virginia Tech	24-24	6-11	0-0	4-5	1-1	2	1	1	1	0	1	29	16
at Duke	25-25	5-11	0-0	2-2	1-3	4	1	1	0	0	3	24	12
NC State	26-26	3-8	0-0	0-0	2-3	5	0	1	0	0	1	23	6
at Miami	27-27	3-9	0-0	0-0	6-4	10	0	0	4	1	3	28	6
North Carolina	28-28	6-11	0-0	3-4	4-5	9	0	2	2	0	3	35	15
at Clemson	29-29	4-11	0-0	3-3	4-6	10	1	1	0	3	3	32	11
Louisville	30-30	4-6	0-0	7-8	2-2	4	1	0	0	1	2	24	15
vs. Georgia Tech	31-31	5-9	0-0	2-2	2-6	8	1	0	1	1	1	24	12
vs. Miami	32-32	2-3	0-0	2-2	0-3	3	1	3	0	0	4	23	6
vs. North Carolina	33-33	5-8	1-1	2-2	2-4	6	0	0	1	1	0	30	13
vs. Hampton	34-34	8-13	0-0	3-3	2-5	7	4	1	0	2	2	27	19
vs. Butler	35-35	7-9	0-0	5-6	1-7	8	1	0	0	0	2	34	19

CAREER HIGHS

Points	25 vs. Davidson (12/30/14)
FGs	11 vs. Davidson (12/30/14)
3FGs	2, 3x - last vs. Kentucky (2/4/12)*
FTs	10 vs. Duke (3/16/14)
Rebounds	13 vs. Davidson (12/30/14)
Assists	4 vs. Hampton (3/17/16)
Turnovers	5, 2x - last at Syracuse (3/2/15)
Blocks	4 at Miami (2/22/16)
Steals	3, 5x - last at Clemson (3/1/16)
Minutes	38 vs. California (12/22/15)
*denotes at South Carolina	

SEASON HIGHS

Points	22 vs. Villanova (12/19/15)
FGs	9 vs. West Virginia (12/8/15)
3FGs	1, 2x - last vs. North Carolina (3/12/16)
FTs	8 vs. Boston College (2/3/16)
Rebounds	12 vs. West Virginia (12/8/15)
Assists	4 vs. Hampton (3/17/16)
Turnovers	3, 5x - last vs. Miami (3/11/16)
Blocks	4 at Miami (2/22/16)
Steals	3 at Clemson (3/1/16)
Minutes	38 vs. California (12/22/15)

CAREER STATISTICS (AT SOUTH CAROLINA)

Year	G-GS	Min-Avg.	FG-FGA	Pct.	3FG-3FGA	Pct.	FT-FTA	Pct.	Off-Def.	Reb-Avg.	PF-DQ	Ast	TO	Blk	Stl	Pts-Avg
2011-12	31-26	784-25.3	86-190	.453	11-28	.393	53-82	.646	60-86	146-4.7	79-2	35	50	10	17	236-7.6
SEC	16-11	440-27.5	43-108	.398	5-18	.278	25-42	.595	35-40	75-4.7	42-1	14	23	5	11	116-7.3

CAREER STATISTICS (AT VIRGINIA)

Year	G-GS	Min-Avg.	FG-FGA	Pct.	3FG-3FGA	Pct.	FT-FTA	Pct.	Off-Def.	Reb-Avg.	PF-DQ	Ast	TO	Blk	Stl	Pts-Avg
2013-14	37-6	733-19.8	111-189	.587	0-0	.000	96-153	.627	49-99	148-4.0	77-0	16	41	20	11	318-8.6
2014-15	34-30	859-25.3	142-244	.582	0-1	.000	111-164	.677	102-118	220-6.5	74-1	29	39	16	29	395-11.6
2015-16	35-35	985-28.1	177-312	.567	2-2	1.000	120-161	.745	79-137	216-6.2	80-2	26	38	18	21	476-13.6
TOTAL	106-71	2577-24.3	430-745	.577	2-3	.667	327-478	.684	230-354	584-5.5	231-3	71	118	54	61	1189-11.2

CAREER ACC STATISTICS


Year	G-GS	Min-Avg.	FG-FGA	Pct.	3FG-3FGA	Pct.	FT-FTA	Pct.	Off-Def.	Reb-Avg.	PF-DQ	Ast	TO	Blk	Stl	Pts-Avg
2013-14	18-0	351-19.5	44-81	.543	0-0	.000	44-75	.587	27-40	67-3.7	42-0	8	14	8	5	132-7.3
2014-15	18-14	441-24.5	70-123	.569	0-0	.000	49-78	.628	56-58	114-6.3	40-0	14	26	5	12	189-10.5
2015-16	18-18	515-28.6	88-164	.537	1-1	1.000	53-79	.671	44-64	108-6.0	51-2	14	23	13	8	230-12.8
TOTAL	54-32	1307-24.2	202-368	.549	1-1	1.000	146-232	.629	127-162	289-5.4	133-2	36	63	26	25	551-10.2

CAREER NCAA TOURNAMENT STATISTICS

Year	G-GS	Min-Avg.	FG-FGA	Pct.	3FG-3FGA	Pct.	FT-FTA	Pct.	Off-Def.	Reb-Avg.	PF-DQ	Ast	TO	Blk	Stl	Pts-Avg
2014	3-0	67-22.3	13-22	.591	0-0	.000	7-11	.636	1-13	14-4.7	6-0	1	4	5	1	33-11.0
2015	2-2	60-30.0	7-15	.467	0-0	.000	13-19	.684	6-3	9-4.5	7-1	3	1	1	1	27-13.5
2016	2-2	61-30.5	15-22	.682	0-0	.000	8-9	.889	3-12	15-7.5	4-0	5	1	0	2	38-19.0
TOTAL	7-4	188-26.9	35-59	.593	0-0	.000	28-39	.718	10-28	38-5.4	17-1	9	6	6	4	98-14.0

COLLEGIATE TOTALS

G-GS	Min-Avg.	FG-FGA	Pct.	3FG-3FGA	Pct.	FT-FTA	Pct.	Off-Def.	Reb-Avg.	PF-DQ	Ast	TO	Blk	Stl	Pts-Avg
137-97	3361-24.5	516-935	.552	13-31	.419	380-547	.695	290-440	730-5.3	310-5	106	168	64	78	1425-10.4



15 MALCOLM BROGDON

Guard • 6-5 • 215

Senior

Atlanta, Ga. • Greater Atlanta Christian

NCAA TOURNAMENT HIGHLIGHTS

- Has played in seven NCAA Tournament games
- Scored 22 points (14 in second half) in 39 minutes in 2nd Round win over Butler
- Recorded 17 points in 2014 Sweet 16 against Michigan State

2015-16 HIGHLIGHTS

- ACC Player of the Year (first at UVA since Ralph Sampson from 1981-83)
- ACC Defensive Player of the Year for second year in a row
- First player in league history to earn ACC Player of Year and Defensive Player of Year in same season
- Named First-Team All-American by USABA, Sporting News and Second-Team All-American by USA Today and Sports Illustrated
- First-Team All-ACC honoree for third straight year (fourth player in UVA history to earn First-Team All-ACC honors three times)
- Named Naismith Award, Wooden Trophy and Jerry West Award finalist
- Named to ACC All-Tournament Team (First Team)
- Averaging a career-high 18.6 points overall and averaged 19.9 points in ACC action
- Ranks first in ACC in free throw percentage (89.0), fourth in scoring, eighth in 3-point pct (40.2%), 10th in minutes (34.0) and 11th in FG pct (47.1%)
- Fourth on team in rebounding (4.0 per game)
- Has scored at least 20 points in 18 games (most since Nolan Norman had 18 in 1997-98)
- Scored a career-high 28 points and grabbed eight rebounds at George Washington (11/16/15)
- Matched a career high with seven assists vs. Long Beach State (11/20/15)
- Made career-high six 3-point FGs and scored 22 points at Ohio State (12/1/15)
- Scored 20 points and added seven rebounds and six assists vs. Villanova (12/19/15)
- Matched career high with 28 points on 10-16 FGs at Wake Forest (1/26/16)
- Scored 27 points on 7-10 FGs (5-5 3FGs, 8-8 FTs) vs. Boston College (2/3/16)
- Tied a career-high with 28 points on 12-18 FGs at Miami (2/22/16)
- Netted 26 points vs. North Carolina (2/27/16)

2015-16 GAME-BY-GAME

Opponent	GP-GS	FG	3FG	FT	O-D	Reb	A	TO	Blk	Stl	PF	Min	Pts
Morgan State	1-1	2-7	0-4	1-2	0-4	4	1	1	0	0	3	21	5
at George Wash.	2-2	9-18	1-5	9-10	1-7	8	4	1	0	2	2	38	28
vs. Bradley	3-3	5-13	2-6	1-2	0-4	4	1	0	1	0	1	27	13
vs. Long Beach St	4-4	3-11	2-5	2-2	1-3	4	7	2	0	1	3	29	10
vs. George Mason	5-5	9-16	2-4	1-2	0-3	3	3	2	0	1	1	33	21
Lehigh	6-6	10-15	3-5	0-2	1-3	4	3	1	0	2	1	29	22
at Ohio State	7-7	7-16	6-10	2-2	0-6	6	2	1	0	0	3	34	22
William & Mary	8-8	6-12	2-5	2-2	0-3	3	1	1	1	0	1	37	16
vs. West Virginia	9-9	5-10	0-3	4-4	0-3	3	2	2	0	0	4	32	14
Villanova	10-10	3-8	2-3	12-12	1-6	7	6	2	0	0	1	38	20
California	11-11	3-12	3-5	1-2	1-6	7	3	1	0	2	2	39	10
Oakland	12-12	3-14	3-8	3-4	1-2	3	5	0	0	1	2	33	12
Notre Dame	13-13	9-14	2-5	4-6	0-3	3	1	1	0	0	0	34	24
at Virginia Tech	14-14	4-11	1-5	6-6	1-6	7	4	4	0	1	5	38	15
at Georgia Tech	15-15	8-20	1-9	2-4	1-4	5	0	2	0	1	2	31	19
Miami	16-16	7-15	1-3	5-5	0-2	2	2	2	0	0	4	34	20
at Florida State	17-17	4-17	1-4	1-1	1-4	5	5	1	0	1	2	33	10
Clemson	18-18	7-11	2-2	4-4	0-3	3	4	3	0	0	2	35	20
Syracuse	19-19	6-13	3-7	6-7	1-4	5	3	2	0	1	1	38	21
at Wake Forest	20-20	10-16	2-6	6-6	0-7	7	1	1	0	3	2	38	28
at Louisville	21-21	6-13	1-4	0-0	2-2	4	3	1	1	2	3	34	13
Boston College	22-22	7-10	5-5	8-8	0-6	6	0	1	0	1	2	30	27
at Pitt	23-23	6-9	3-5	6-6	0-2	2	4	2	0	1	3	33	21
Virginia Tech	24-24	4-12	1-4	3-3	1-2	3	3	2	0	0	2	31	12
at Duke	25-25	7-16	1-6	3-3	0-5	5	3	2	0	0	1	33	18
NC State	26-26	9-13	4-7	0-0	0-1	1	5	1	0	1	2	35	22
at Miami	27-27	12-18	4-7	0-0	1-2	3	0	2	0	2	4	35	28
North Carolina	28-28	9-16	3-5	5-5	0-6	6	3	1	1	2	1	38	26
at Clemson	29-29	6-14	4-7	2-2	0-4	4	3	1	1	1	1	39	18
Louisville	30-30	4-11	0-4	9-11	0-2	2	2	3	0	0	2	37	17
vs. Georgia Tech	31-31	10-15	3-6	3-3	1-2	3	2	0	1	1	1	33	26
vs. Miami	32-32	6-15	2-3	10-11	1-2	3	4	1	0	0	2	37	24
vs. North Carolina	33-33	6-22	2-9	1-1	0-2	2	4	1	0	2	2	36	15
vs. Hampton	34-34	4-9	2-5	1-1	1-1	2	4	0	0	1	1	28	11
vs. Butler	35-35	8-14	0-3	6-6	1-4	5	5	2	1	2	2	39	22

- Scored 26 points on 10-of-15 shooting in ACC quarters against Georgia Tech (3/10/16)
- Recorded 24 points in ACC semis versus Miami (3/11/16)
- Scored 22 points (8-14 FG), grabbed five rebounds and dished out five assists in NCAA 2nd Round win over Butler (3/19/16)

CAREER HIGHS

Points	28, 3x - last at Miami (2/22/16)
FGs	12 at Miami (2/22/16)
3FGs	6 at Ohio State (12/1/15)
FTs	12, 2x - last vs. Villanova (12/19/15)
Rebounds	11, 2x - last at Georgia Tech (2/8/14)
Assists	7, 3x - last vs. LBSU (11/20/15)
Turnovers	7 at Syracuse (3/2/15)
Blocks	2, 2x - last vs. GW (11/21/14)
Steals	5 at Notre Dame (1/28/14)
Minutes	39, 2x - last vs. Butler (3/19/16)

SEASON HIGHS

Points	28, 3x - last at Miami (2/22/16)
FGs	12 at Miami (2/22/16)
3FGs	6 at Ohio State (12/1/15)
FTs	12 vs. Villanova (12/19/15)
Rebounds	8 at George Washington (11/16/15)
Assists	7 vs. Long Beach State (11/20/15)
Turnovers	4 at Virginia Tech (1/4/16)
Blocks	1, 7x - last vs. Butler (3/19/16)
Steals	3 at Wake Forest (1/26/16)
Minutes	39, 2x - last vs. Butler (3/19/16)

CAREER STATISTICS

Year	G-GS	Min-Avg.	FG-FGA	Pct.	3FG-3FGA	Pct.	FT-FTA	Pct.	Off-Def.	Reb-Avg.	PF-DQ	Ast	TO	Blk	Stl	Pts-Avg
2011-12	28-1	626-22.4	63-159	.396	22-68	.324	40-50	.800	14-64	78-2.8	38-0	38	44	3	14	188-6.7
2012-13	Redshirt season															
2013-14	37-37	1163-31.4	150-363	.413	44-119	.370	126-144	.875	33-168	201-5.4	71-0	101	53	5	44	470-12.7
2014-15	34-34	1105-32.5	158-374	.422	44-128	.344	116-132	.879	16-118	134-3.9	65-1	81	58	14	24	476-14.0
2015-16	35-35	1189-34.0	224-476	.471	74-184	.402	129-145	.890	18-123	141-4.0	71-1	103	50	7	32	651-18.6
TOTAL	134-107	4083-30.5	595-1372	.434	184-499	.369	411-471	.873	81-473	554-4.1	245-2	323	205	29	114	1785-13.3

CAREER ACC STATISTICS

Year	G-GS	Min-Avg.	FG-FGA	Pct.	3FG-3FGA	Pct.	FT-FTA	Pct.	Off-Def.	Reb-Avg.	PF-DQ	Ast	TO	Blk	Stl	Pts-Avg
2011-12	28-1	626-22.4	63-159	.396	22-68	.324	40-50	.800	14-64	78-2.8	38-0	38	44	3	14	188-6.7
2012-13	Redshirt season															
2013-14	37-37	1163-31.4	150-363	.413	44-119	.370	126-144	.875	33-168	201-5.4	71-0	101	53	5	44	470-12.7
2014-15	34-34	1105-32.5	158-374	.422	44-128	.344	116-132	.879	16-118	134-3.9	65-1	81	58	14	24	476-14.0
2015-16	18-18	626-34.8	125-249	.502	39-95	.411	70-77	.909	8-65	73-4.1	39-1	46	32	3	17	359-19.9
TOTAL	68-55	2174-32.0	333-728	.457	97-253	.383	204-230	.887	45-242	287-4.2	132-2	160	100	13	66	967-14.2

CAREER NCAA TOURNAMENT STATISTICS

Year	G-GS	Min-Avg.	FG-FGA	Pct.	3FG-3FGA	Pct.	FT-FTA	Pct.	Off-Def.	Reb-Avg.	PF-DQ	Ast	TO	Blk	Stl	Pts-Avg
2014	3-3	103-34.3	10-30	.333	3-7	.429	18-20	.900	1-11	12-4.0	5-0	12	3	0	5	41-13.7
2015	2-2	73-36.5	9-29	.310	5-15	.333	8-8	1.000	1-7	8-4.0	2-0	2	4	0	2	31-15.5
2016	2-2	67-33.5	12-23	.522	2-8	.250	7-7	1.000	2-5	7-3.5	3-0	9	2	1	3	33-16.5
TOTAL	7-7	243-34.7	31-82	.378	10-30	.333	33-35	.943	4-23	27-3.9	10-0	23	9	1	10	105-15.0



21 ISAIAH WILKINS

Forward • 6-8 • 230
Sophomore
Lilburn, Ga. • Greater Atlanta Christian

NCAA TOURNAMENT HIGHLIGHTS

- Started both of UVA's 2016 tournament games

2015-16 HIGHLIGHTS

- Averaging 4.6 points and 4.1 rebounds per game
- Leads the team in blocks (28) and third in steals (28)
- Has started 19 games
- Scored seven points and grabbed four rebounds vs. Morgan State (11/13/15)
- Matched career-highs with three assists and three blocked shots vs. LBSU (11/20/15)
- Recorded six points, five rebounds, one assist and one blocked shot vs. Lehigh (11/25/15)
- Tallied eight points and added a career-high four steals vs. William & Mary (12/5/15)
- Scored six points and tied a career-high with four steals vs. West Virginia (12/8/15)
- Scored five points and grabbed four rebounds in his first career start vs. Villanova (12/19/15)
- Had a team-high eight rebounds vs. Oakland (12/30/15)
- Handed out four assists vs. Notre Dame (1/2/16)
- Blocked a career-high four shots at Virginia Tech (1/4/16)
- Scored 10 points on 4-7 shooting vs. Clemson (1/19/16)
- Tallied a career-high five assists and grabbed seven rebounds at Pitt (2/6/16)
- Scored a career-high 14 points on 5-7 FGs and 4-4 FTs vs. Virginia Tech (2/9/16)
- Grabbed a career-high 13 rebounds vs. NC State (2/15/16)
- Scored eight points and grabbed seven boards in ACC semifinals against Miami (3/11/16)

2015-16 GAME-BY-GAME

Opponent	GP-GS	FG	3FG	FT	O-D	Reb	A	TO	Blk	Stl	PF	Min	Pts
Morgan State	1-0	2-4	0-0	3-5	3-1	4	1	1	0	0	2	16	7
at George Wash.	2-0	0-1	0-0	0-0	2-1	3	1	2	1	0	1	14	0
vs. Bradley	3-0	2-2	0-0	2-2	0-2	2	0	0	0	0	1	16	6
vs. Long Beach St	4-0	1-1	0-0	0-0	0-3	3	3	0	3	0	2	17	2
vs. George Mason	5-0	1-2	0-0	0-0	1-2	3	1	0	0	0	1	14	2
Lehigh	6-0	3-6	0-1	0-0	4-1	5	1	0	1	0	0	16	6
at Ohio State	7-0	2-3	0-0	2-2	2-3	5	0	0	1	1	2	25	6
William & Mary	8-0	3-6	0-0	2-4	2-1	3	0	0	1	4	3	21	8
vs. West Virginia	9-0	2-3	0-0	2-4	0-3	3	1	0	0	4	0	21	6
Villanova	10-1	2-3	0-0	1-2	2-2	4	2	1	2	1	3	30	5
California	11-2	2-4	0-0	1-2	1-6	7	1	0	0	1	3	30	5
Oakland	12-3	2-4	0-0	0-0	2-6	8	3	0	2	2	2	25	4
Notre Dame	13-4	1-3	0-0	0-0	0-2	5	4	0	2	0	3	32	2
at Virginia Tech	14-5	2-6	0-0	2-3	2-6	8	3	1	4	1	3	28	6
at Georgia Tech	15-5	1-3	0-0	0-1	1-2	3	1	0	0	0	1	15	2
Miami	16-5	0-1	0-0	0-0	0-1	1	1	1	0	0	0	19	0
at Florida State	17-5	2-5	0-0	0-0	0-1	1	1	0	0	1	3	20	4
Clemson	18-5	4-7	0-0	2-2	0-2	2	2	1	0	0	2	23	10
Syracuse	19-5	2-2	0-0	1-3	1-4	5	3	1	0	0	2	19	5
at Wake Forest	20-5	0-2	0-0	0-0	1-1	2	1	2	0	0	0	15	0
at Louisville	21-6	2-2	0-0	0-0	1-1	2	1	2	1	0	4	22	4
Boston College	22-7	1-2	0-0	0-0	0-1	1	1	1	0	4	1	26	2
at Pitt	23-8	2-5	0-0	0-0	3-4	7	5	1	0	1	1	27	4
Virginia Tech	24-9	5-7	0-1	4-4	3-1	4	1	1	1	1	4	23	14
at Duke	25-10	4-6	0-0	0-0	3-2	5	0	0	0	0	4	12	8
NC State	26-11	3-6	0-0	0-0	3-10	13	3	1	1	0	1	33	6
at Miami	27-12	1-4	0-0	1-1	1-5	6	0	2	1	1	1	29	3
North Carolina	28-13	3-7	0-0	2-2	1-4	5	1	0	1	2	4	30	8
at Clemson	29-14	1-3	0-0	2-4	1-1	2	0	2	0	0	2	15	4
Louisville	30-14	0-1	0-0	0-0	1-1	2	0	2	0	0	2	19	0
vs. Georgia Tech	31-15	1-3	0-0	1-2	2-2	4	3	2	1	2	3	28	3
vs. Miami	32-16	4-4	0-0	0-0	3-4	7	0	0	1	2	3	22	8
vs. North Carolina	33-17	1-3	0-1	0-0	3-1	4	1	0	1	0	2	22	2
vs. Hampton	34-18	3-4	0-0	0-2	2-2	4	2	1	2	0	0	17	6
vs. Butler	35-19	1-2	0-0	0-0	1-2	3	1	0	1	0	1	16	2

CAREER HIGHS

Points	14 vs. Virginia Tech (2/9/16)
FGs	5 vs. Virginia Tech (2/9/16)
3FGs	1, 2x - last vs. Georgia Tech (1/22/15)
FTs	4 vs. Virginia Tech (2/9/16)
Rebounds	9 at Wake Forest (2/25/15)
Assists	5 at Pitt (2/6/16)
Turnovers	2, 9x - last vs. Georgia Tech (3/10/16)
Blocks	4 at Virginia Tech (1/4/16)
Steals	4, 3x - last vs. Boston College (2/3/16)
Minutes	33 vs. NC State (2/15/16)

SEASON HIGHS

Points	14 vs. Virginia Tech (2/9/16)
FGs	5 vs. Virginia Tech (2/9/16)
3FGs	—
FTs	4 vs. Virginia Tech (2/9/16)
Rebounds	8, 2x - last at Virginia Tech (1/4/16)
Assists	5 at Pitt (2/6/16)
Turnovers	2, 6x - last vs. Georgia Tech (3/10/16)
Blocks	4 at Virginia Tech (1/4/16)
Steals	4, 3x - last vs. Boston College (2/3/16)
Minutes	33 vs. NC State (2/15/16)

CAREER STATISTICS


Year	G-GS	Min-Avg.	FG-FGA	Pct.	3FG-3FGA	Pct.	FT-FTA	Pct.	Off-Def.	Reb-Avg.	PF-DQ	Ast	TO	Blk	Stl	Pts-Avg
2014-15	28-0	264-9.4	19-48	.396	2-3	.667	6-11	.545	19-50	69-2.5	26-0	11	15	18	5	46-1.6
2015-16	35-19	747-21.3	66-127	.520	0-3	.000	28-45	.622	52-91	143-4.1	68-0	49	25	28	28	160-4.6
TOTAL	63-19	1011-16.0	85-175	.486	2-6	.333	34-56	.607	71-141	212-3.4	94-0	60	40	46	33	206-3.3

CAREER ACC STATISTICS

Year	G-GS	Min-Avg.	FG-FGA	Pct.	3FG-3FGA	Pct.	FT-FTA	Pct.	Off-Def.	Reb-Avg.	PF-DQ	Ast	TO	Blk	Stl	Pts-Avg
2014-15	16-0	155-9.7	12-27	.444	2-3	.667	1-3	.333	10-25	35-2.2	12-0	6	7	8	2	27-1.7
2015-16	18-11	397-22.1	34-72	.472	0-1	.000	14-20	.700	22-49	71-3.9	41-0	28	18	11	11	82-4.6
TOTAL	34-11	552-16.2	46-99	.465	2-4	.500	15-23	.652	32-74	106-3.1	53-0	34	25	19	13	109-3.2

CAREER NCAA TOURNAMENT STATISTICS

Year	G-GS	Min-Avg.	FG-FGA	Pct.	3FG-3FGA	Pct.	FT-FTA	Pct.	Off-Def.	Reb-Avg.	PF-DQ	Ast	TO	Blk	Stl	Pts-Avg
2015	1-0	5-5.0	0-1	.000	0-0	.000	0-0	.000	0-2	2-2.0	0-0	0	0	0	0	0-0.0
2016	2-2	33-16.5	4-6	.667	0-0	.000	0-2	.000	3-4	7-3.5	1-0	3	1	3	0	8-4.0
TOTAL	3-2	38-12.7	4-7	.571	0-0	.000	0-2	.000	3-6	9-3.0	1-0	3	1	3	0	8-2.7



31 JARRED REUTER

Forward • 6-7 • 243
Freshman
Marion, Mass. • Brewster Academy

2015-16 HIGHLIGHTS

- Averaging 1.6 points and 1.0 rebounds per game
- Has played 25 games
- Scored eight points and added six rebounds in his college debut vs. Morgan State (11/13/15)
- Grabbed team-high six rebounds in 11 minutes of action vs. Long Beach State (11/20/15)
- Tallied career highs in points (11), minutes (16) and FTs (5) vs. California (12/22/15)
- Scored three points vs. NC State (2/15/16)
- Scored four points at Miami (2/22/16)

2015-16 GAME-BY-GAME

Opponent	GP-GS	FG	3FG	FT	O-D	Reb	A	TO	Blk	Stl	PF	Min	Pts
Morgan State	1-0	4-7	0-0	0-0	3-3	6	1	0	0	0	1	10	8
at George Wash.	DNP												
vs. Bradley	2-0	2-3	0-0	0-0	0-2	2	2	2	0	0	2	11	4
vs. Long Beach St	3-0	1-3	0-0	0-0	2-4	6	1	0	0	0	1	11	2
vs. George Mason	4-0	0-1	0-0	0-0	0-0	0	0	0	0	0	1	3	0
Lehigh	5-0	0-1	0-0	0-0	0-1	1	0	0	0	0	0	6	0
at Ohio State	DNP												
William & Mary	6-0	0-1	0-0	0-0	0-0	0	0	0	0	0	0	1	0
vs. West Virginia	7-0	0-0	0-0	0-0	0-0	0	0	0	0	0	1	5	0
Villanova	8-0	1-2	0-0	0-0	1-0	1	0	0	0	0	0	2	2
California	9-0	3-4	0-0	5-6	1-1	2	0	0	0	0	2	16	11
Oakland	10-0	1-1	0-0	0-1	0-0	0	0	0	0	0	5	4	2
Notre Dame	DNP												
at Virginia Tech	11-0	1-2	0-0	0-0	1-1	2	0	1	0	0	2	4	2
at Georgia Tech	12-0	1-2	0-0	0-0	0-0	0	0	0	0	0	0	5	2
Miami	DNP												
at Florida State	DNP												
Clemson	13-0	0-0	0-0	0-0	0-1	1	0	0	0	0	2	7	0
Syracuse	DNP												
at Wake Forest	14-0	0-2	0-0	0-0	0-0	0	0	0	0	0	0	3	0
at Louisville	15-0	0-0	0-0	0-0	0-0	0	0	0	0	0	0	1	0
Boston College	16-0	0-0	0-0	0-0	0-2	2	0	2	0	0	2	4	0
at Pitt	17-0	0-2	0-0	0-0	1-0	1	0	1	0	1	2	7	0
Virginia Tech	18-0	0-0	0-0	0-0	0-0	0	0	0	0	0	0	2	0
at Duke	DNP												
NC State	19-0	1-2	0-0	1-1	0-0	0	0	0	0	0	1	2	3
at Miami	20-0	1-1	0-0	2-2	1-0	1	0	0	0	0	1	5	4
North Carolina	21-0	0-0	0-0	0-0	0-0	0	0	0	0	0	1	5	0
at Clemson	22-0	0-1	0-0	0-0	0-0	0	0	0	0	0	0	2	0
Louisville	23-0	0-0	0-0	0-0	0-0	0	0	0	0	0	0	1	0
vs. Georgia Tech	24-0	0-0	0-0	0-0	0-0	0	0	0	0	0	0	1	0
vs. Miami	DNP												
vs. North Carolina	DNP												
vs. Hampton	25-0	0-0	0-0	0-0	0-0	0	1	0	0	0	0	3	0
vs. Butler	DNP												

CAREER/SEASON HIGHS

Points	11 vs. California (12/22/15)
FGs	4 vs. Morgan State (11/13/15)
3FGs	—
FTs	5 vs. California (12/22/15)
Rebounds	6, 2x - last vs. Long Beach State (11/20/15)
Assists	2 vs. Bradley (11/19/15)
Turnovers	2, 2x - last vs. Boston College (2/3/16)
Blocks	—
Steals	1 at Pitt (2/6/16)
Minutes	16 vs. California (12/22/15)

CAREER STATISTICS

Year	G-GS	Min-Avg.	FG-FGA	Pct.	3FG-3FGA	Pct.	FT-FTA	Pct.	Off-Def.	Reb-Avg.	PF-DQ	Ast	TO	Blk	Stl	Pts-Avg
2015-16	25-0	121-4.8	16-35	.457	0-0	.000	8-10	.800	10-15	25-1.0	24-1	5	6	0	1	40-1.6
TOTAL	25-0	121-4.8	16-35	.457	0-0	.000	8-10	.800	10-15	25-1.0	24-1	5	6	0	1	40-1.6

CAREER ACC STATISTICS

Year	G-GS	Min-Avg.	FG-FGA	Pct.	3FG-3FGA	Pct.	FT-FTA	Pct.	Off-Def.	Reb-Avg.	PF-DQ	Ast	TO	Blk	Stl	Pts-Avg
2015-16	13-0	48-3.7	4-12	.333	0-0	.000	3-3	1.000	3-4	7-0.5	11-0	0	4	0	1	11-0.8
TOTAL	13-0	48-3.7	4-12	.333	0-0	.000	3-3	1.000	3-4	7-0.5	11-0	0	4	0	1	11-0.8

CAREER NCAA TOURNAMENT STATISTICS

Year	G-GS	Min-Avg.	FG-FGA	Pct.	3FG-3FGA	Pct.	FT-FTA	Pct.	Off-Def.	Reb-Avg.	PF-DQ	Ast	TO	Blk	Stl	Pts-Avg
2016	1-0	3-3.0	0-0	.000	0-0	.000	0-0	.000	0-0	0-0.0	0-0	1	0	0	0	0-0.0
TOTAL	1-0	3-3.0	0-0	.000	0-0	.000	0-0	.000	0-0	0-0.0	0-0	1	0	0	0	0-0.0



32 LONDON PERRANTES

Guard • 6-2 • 192

Junior

Los Angeles, Calif. • Crespi Caremlite

NCAA TOURNAMENT HIGHLIGHTS

- Has played in seven NCAA Tournament games
- Averaging 10 points per game and has hit five 3-pointers in 2016 tournament

2015-16 HIGHLIGHTS

- Honorable Mention All-ACC honoree
- Named to ACC All-Tournament Team (Second Team)
- Has started 33 games, missing two games from Dec. 1-8 following an appendectomy
- Averaging career highs in points (10.9), field goal percentage (43.7%) and 3-point field goal percentage (47.9%)
- Leads the team in assists (4.3 per game) and steals (1.1 per game)
- Ranks first in ACC in 3-point percentage, fifth in assist/turnover ratio (2.34) and eighth in assists
- Scored 12 points and dished out eight assists vs. Bradley (11/19/15)
- Scored 15 points on 6-9 shooting vs. Long Beach State (11/20/15)
- Scored 16 points and recorded a career-high 11 assists for his second career double-double vs. George Mason (11/22/15)
- Named Tournament MVP of the 2015 Gildan Charleston Classic
- Scored 13 points (5-6 FG, 3-3 3FG) in first game back from appendectomy vs. WVU (12/8/15)
- Nailed game-winning 3-pointer in overtime vs. California (12/22/15)
- Made career-high seven 3-pointers en route to season-high 22 points at Virginia Tech (1/4/16)
- Recorded a career-high four steals and added 16 points and seven assists vs. Syracuse (1/24/16)
- Scored 19 points on 6-11 shooting (5-8 3FGs) and dished out five assists vs. NC State (2/15/16)
- Scored eight points and added eight assists in ACC quarters against Georgia Tech (3/10/16)
- Scored 12 points on four 3-pointers in NCAA 1st Round against Hampton (3/17/16)

2015-16 GAME-BY-GAME

Opponent	GP-GS	FG	3FG	FT	O-D	Reb	A	TO	Blk	Stl	PF	Min	Pts
Morgan State	1-1	2-5	2-3	0-0	0-3	3	1	1	1	0	21	6	
at George Wash.	2-2	2-8	1-4	0-0	1-1	2	2	3	0	2	1	33	5
vs. Bradley	3-3	4-7	2-3	2-2	0-1	1	8	2	1	2	1	28	12
vs. Long Beach St	4-4	6-9	3-6	0-0	1-3	4	2	0	0	0	2	25	15
vs. George Mason	5-5	5-6	3-4	3-4	1-3	4	11	1	0	1	3	33	16
Lehigh	6-6	2-8	0-3	2-2	1-2	3	8	0	1	2	0	29	6
at Ohio State	DNP												
William & Mary	DNP												
vs. West Virginia	7-7	5-6	3-3	0-0	0-3	3	4	5	0	1	3	30	13
Villanova	8-8	5-10	3-4	6-7	2-2	4	1	4	0	1	2	34	19
California	9-9	4-9	2-3	0-0	0-3	3	6	0	0	1	0	42	10
Oakland	10-10	3-6	2-4	1-2	0-0	0	3	0	0	0	2	22	9
Notre Dame	11-11	1-5	1-3	0-0	0-5	5	5	2	0	0	2	35	3
at Virginia Tech	12-12	7-12	7-9	1-2	0-3	3	2	2	0	1	3	37	22
at Georgia Tech	13-13	4-9	1-4	4-4	0-4	4	4	2	0	0	0	32	13
Miami	14-14	3-5	1-2	6-6	0-4	4	2	3	0	0	2	33	13
at Florida State	15-15	4-13	4-7	7-8	1-3	4	4	4	0	1	3	37	19
Clemson	16-16	2-6	0-1	2-7	0-6	6	4	0	0	1	0	33	6
Syracuse	17-17	5-9	4-8	2-2	0-1	1	7	4	0	4	2	37	16
at Wake Forest	18-18	2-8	0-3	4-4	1-3	4	5	2	0	2	1	35	8
at Louisville	19-19	2-5	2-5	3-4	0-3	3	5	2	0	1	0	35	9
Boston College	20-20	2-4	1-3	0-0	0-2	2	4	0	0	1	1	29	5
at Pitt	21-21	5-9	4-5	0-0	0-2	2	3	1	0	1	1	34	14
Virginia Tech	22-22	1-4	1-1	3-3	0-5	5	4	2	0	1	1	32	6
at Duke	23-23	3-6	0-0	2-2	0-3	3	2	2	0	1	1	39	8
NC State	24-24	6-11	5-8	2-2	0-1	1	5	4	0	1	2	34	19
at Miami	25-25	3-11	1-5	2-2	3-0	3	7	0	0	0	0	35	9
North Carolina	26-26	3-10	2-5	4-4	0-1	1	6	3	0	1	0	37	12
at Clemson	27-27	4-9	3-8	2-2	2-2	4	4	1	0	2	0	35	13
Louisville	28-28	3-6	2-4	0-1	0-4	4	4	5	0	3	1	36	8
vs. Georgia Tech	29-29	3-8	2-5	0-0	0-2	2	8	2	0	0	0	32	8
vs. Miami	30-30	5-9	1-4	0-2	0-2	2	3	0	0	2	1	34	11
vs. North Carolina	31-31	3-14	2-8	0-0	1-1	2	2	1	0	0	1	34	8
vs. Hampton	32-32	4-9	4-8	0-0	0-4	4	4	0	0	0	2	30	12
vs. Butler	33-33	2-7	1-3	3-4	0-4	4	3	3	0	1	2	38	8

CAREER HIGHS

Points	26 at Miami (1/3/15)
FGs	7 at Virginia Tech (1/4/16)
3FGs	7 at Virginia Tech (1/4/16)
FTs	11 at Miami (1/3/15)
Rebounds	6, 3x - last vs. Clemson (1/19/16)
Assists	11 vs. George Mason (11/22/15)
Turnovers	5, 2x - last vs. Louisville (3/5/16)
Blocks	1, 14x - last vs. Lehigh (11/25/15)
Steals	4 vs. Syracuse (1/24/16)
Minutes	45 at Miami (1/3/15)

SEASON HIGHS

Points	22 at Virginia Tech (1/4/16)
FGs	7 at Virginia Tech (1/4/16)
3FGs	7 at Virginia Tech (1/4/16)
FTs	7 at Florida State (1/17/16)
Rebounds	6 vs. Clemson (1/19/16)
Assists	11 vs. George Mason (11/22/15)
Turnovers	5, 2x - last vs. Louisville (3/5/16)
Blocks	1, 3x - last vs. Lehigh (11/25/15)
Steals	4 vs. Syracuse (1/24/16)
Minutes	42 vs. California (12/22/15)

CAREER STATISTICS


Year	G-GS	Min-Avg.	FG-FGA	Pct.	3FG-3FGA	Pct.	FT-FTA	Pct.	Off-Def.	Reb-Avg.	PF-DQ	Ast	TO	Blk	Stl	Pts-Avg
2013-14	37-33	1105-29.9	61-159	.384	38-87	.437	43-50	.860	8-73	81-2.2	62-0	140	40	4	33	203-5.5
2014-15	32-32	1065-33.3	67-189	.354	30-95	.316	42-54	.778	7-77	84-2.6	42-0	148	49	7	25	206-6.4
2015-16	33-33	1090-33.0	115-263	.437	70-146	.479	61-76	.803	14-86	100-3.0	40-0	143	61	3	35	361-10.9
TOTAL	102-98	3260-32.0	243-611	.398	138-328	.421	146-180	.811	29-236	265-2.6	144-0	431	150	14	93	770-7.5

CAREER ACC STATISTICS

Year	G-GS	Min-Avg.	FG-FGA	Pct.	3FG-3FGA	Pct.	FT-FTA	Pct.	Off-Def.	Reb-Avg.	PF-DQ	Ast	TO	Blk	Stl	Pts-Avg
2013-14	18-18	542-30.1	37-79	.468	21-41	.512	14-18	.778	5-39	44-2.4	27-0	76	17	2	16	109-6.1
2014-15	17-17	585-34.4	47-120	.392	23-63	.365	25-32	.781	4-46	50-2.9	25-0	85	27	5	17	142-8.4
2015-16	18-18	625-34.7	60-142	.423	39-81	.481	44-53	.830	7-52	59-3.3	20-0	77	39	0	21	203-11.3
TOTAL	53-53	1752-33.1	144-341	.422	83-185	.449	83-103	.806	16-137	153-2.9	72-0	238	83	7	54	454-8.6

CAREER NCAA TOURNAMENT STATISTICS

Year	G-GS	Min-Avg.	FG-FGA	Pct.	3FG-3FGA	Pct.	FT-FTA	Pct.	Off-Def.	Reb-Avg.	PF-DQ	Ast	TO	Blk	Stl	Pts-Avg
2014	3-3	105-35.0	8-17	.471	6-11	.545	5-5	1.000	0-3	3-1.0	3-0	12	2	1	1	27-9.0
2015	2-2	69-34.5	6-17	.353	1-7	.143	1-2	.500	2-8	10-5.0	3-0	5	2	1	0	14-7.0
2016	2-2	68-34.0	6-16	.375	5-11	.455	3-4	.750	0-8	8-4.0	4-0	7	3	0	1	20-10.0
TOTAL	7-7	242-34.6	20-50	.400	12-29	.414	9-11	.818	2-19	21-3.0	10-0	24	7	2	2	61-8.7



33 JACK SALT

Center • 6-11 • 250
Redshirt Freshman
Auckland, New Zealand • Westlake

2015-16 HIGHLIGHTS

- Averaging 1.7 points and 1.2 rebounds per game
- Played 21 games, including nine starts
- Scored five points and added three rebounds in his college debut vs. Morgan State (11/13/15)
- Scored six points and grabbed four rebounds vs. Bradley (11/19/15)
- Scored four points and blocked two shots in his first start vs. George Mason (11/22/15)
- Scored four points at Florida State (1/17/16)
- Scored three points in NCAA 1st Round against Hampton (3/17/16)

2015-16 GAME-BY-GAME

Opponent	GP-GS	FG	3FG	FT	O-D	Reb	A	TO	Blk	Stl	PF	Min	Pts
Morgan State	1-0	2-3	0-0	1-2	3-0	3	0	1	0	0	2	8	5
at George Wash.	2-0	0-1	0-0	0-0	1-0	1	0	0	1	0	3	4	0
vs. Bradley	3-0	3-4	0-0	0-0	3-1	4	0	0	0	0	3	11	6
vs. Long Beach St	4-0	3-3	0-0	0-1	1-0	1	0	2	0	0	1	13	6
vs. George Mason	5-1	2-4	0-0	0-0	0-1	1	0	1	2	1	3	18	4
Lehigh	6-2	0-1	0-0	0-0	0-1	1	0	1	0	0	2	11	0
at Ohio State	7-3	1-3	0-0	0-0	1-0	1	0	1	0	0	0	9	2
William & Mary	DNP												
vs. West Virginia	8-4	1-2	0-0	0-0	1-0	1	0	1	0	0	1	7	2
Villanova	DNP												
California	DNP												
Oakland	9-4	0-1	0-0	0-0	0-0	0	0	0	0	0	1	3	0
Notre Dame	DNP												
at Virginia Tech	DNP												
at Georgia Tech	10-4	0-2	0-0	0-0	1-1	2	0	0	1	0	1	8	0
Miami	11-5	0-1	0-0	0-0	1-2	3	0	1	1	0	1	8	0
at Florida State	12-6	2-2	0-0	0-0	1-0	1	0	0	0	0	3	9	4
Clemson	13-7	1-2	0-0	0-0	1-1	2	0	0	0	0	0	8	2
Syracuse	14-8	1-1	0-0	0-1	0-2	2	0	1	0	0	0	4	2
at Wake Forest	15-9	0-0	0-0	0-0	0-0	0	0	0	0	0	2	4	0
at Louisville	16-9	0-0	0-0	0-0	0-0	0	0	0	0	0	0	1	0
Boston College	17-9	0-0	0-0	0-0	0-0	0	0	1	0	0	1	5	0
at Pitt	DNP												
Virginia Tech	DNP												
at Duke	DNP												
NC State	18-9	0-1	0-0	0-0	0-1	1	0	0	0	0	1	2	0
at Miami	DNP												
North Carolina	DNP												
at Clemson	DNP												
Louisville	19-9	0-0	0-0	0-0	0-0	0	0	0	0	0	0	1	0
vs. Georgia Tech	20-9	0-1	0-0	0-0	0-0	0	0	0	0	0	0	1	0
vs. Miami	DNP												
vs. North Carolina	DNP												
vs. Hampton	21-9	1-1	0-0	1-2	0-0	0	0	0	0	0	0	3	3
vs. Butler	DNP												

CAREER/SEASON HIGHS

Points	6, 2x - last vs. Long Beach State (11/20/15)
FGs	3, 2x - last vs. Long Beach State (11/20/15)
3FGs	—
FTs	1, 2x- last vs. Hampton (3/17/16)
Rebounds	4 vs. Bradley (11/19/15)
Assists	—
Turnovers	2 vs. Long Beach State (11/20/15)
Blocks	2 vs. George Mason (11/22/15)
Steals	1 vs. George Mason (11/22/15)
Minutes	18 vs. George Mason (11/22/15)

CAREER STATISTICS

Year	G-GS	Min-Avg.	FG-FGA	Pct.	3FG-3FGA	Pct.	FT-FTA	Pct.	Off-Def.	Reb-Avg.	PF-DQ	Ast	TO	Blk	Stl	Pts-Avg
2015-16	21-9	138-6.6	17-33	.515	0-0	.000	2-6	.333	14-10	24-1.1	25-0	0	10	5	1	36-1.7
TOTAL	21-9	138-6.6	17-33	.515	0-0	.000	2-6	.333	14-10	24-1.1	25-0	0	10	5	1	36-1.7

CAREER ACC STATISTICS

Year	G-GS	Min-Avg.	FG-FGA	Pct.	3FG-3FGA	Pct.	FT-FTA	Pct.	Off-Def.	Reb-Avg.	PF-DQ	Ast	TO	Blk	Stl	Pts-Avg
2015-16	10-5	50-5.0	4-9	.444	0-0	.000	0-1	.000	4-7	11-1.1	9-0	0	3	2	0	8-0.8
TOTAL	10-5	50-5.0	4-9	.444	0-0	.000	0-1	.000	4-7	11-1.1	9-0	0	3	2	0	8-0.8

CAREER NCAA TOURNAMENT STATISTICS

Year	G-GS	Min-Avg.	FG-FGA	Pct.	3FG-3FGA	Pct.	FT-FTA	Pct.	Off-Def.	Reb-Avg.	PF-DQ	Ast	TO	Blk	Stl	Pts-Avg
2016	1-0	3-3.0	1-1	1.000	0-0	.000	1-2	.500	0-0	0-0.0	0-0	0	0	0	0	3-3.0
TOTAL	1-0	3-3.0	1-1	1.000	0-0	.000	1-2	.500	0-0	0-0.0	0-0	0	0	0	0	3-3.0



51 DARIUS THOMPSON

Guard • 6-4 • 196
Redshirt Sophomore
Murfreesboro, Tenn. • Blackman/Tennessee

NCAA TOURNAMENT HIGHLIGHTS

- Played in five career tournament games
- Played in three games off bench for Tennessee during Volunteers' Sweet 16 run in 2014
- Made a pair of 3-pointers against Hampton

2015-16 HIGHLIGHTS

- Averaging 4.2 points and 1.5 assists per game
- Fourth on team with 26 steals and 51 assists
- Has scored in double figures in six games
- Scored 12 points and added four assists, three steals, and a career-high six rebounds vs. Morgan State (11/13/15)
- Tallied 12 points on 5-7 FG shooting, including 2-4 3FGs, vs. Lehigh (11/25/15)
- Logged a career-high 36 minutes and recorded 12 points and six assists at Ohio State (12/1/15)
- Matched a season high with 12 points and 36 minutes, and collected a season-high four steals vs. William & Mary (12/5/15)
- Scored 11 points (4-4 FG, 2-2 3FG) vs. Villanova (12/19/15)
- Made the game-winning 3-pointer as time expired at Wake Forest (1/26/16)
- Recorded six points on pair of 3-pointers in NCAA 1st Round win over Hampton (3/17/16)

2015-16 GAME-BY-GAME

Opponent	GP-GS	FG	3FG	FT	O-D	Reb	A	TO	Blk	Stl	PF	Min	Pts
Morgan State	1-1	4-6	1-2	3-3	1-5	6	4	0	3	1	23	12	
at George Wash.	2-2	2-6	1-4	0-0	1-1	2	1	1	0	1	5	23	5
vs. Bradley	3-2	2-3	0-0	2-2	1-1	2	1	1	0	0	3	14	6
vs. Long Beach St	4-2	1-4	1-2	0-0	0-2	2	1	1	0	1	1	19	3
vs. George Mason	5-2	1-1	0-0	2-2	0-2	2	0	1	1	1	2	20	4
Lehigh	6-2	5-7	2-4	0-1	1-1	2	3	2	1	1	2	22	12
at Ohio State	7-3	5-8	2-3	0-0	0-2	2	6	2	0	0	1	36	12
William & Mary	8-4	5-10	0-2	2-3	0-3	3	2	0	0	4	1	36	12
vs. West Virginia	9-5	4-7	0-1	2-2	1-1	2	2	4	0	0	3	28	10
Villanova	10-6	4-4	2-2	1-2	0-0	0	1	1	0	0	4	22	11
California	11-7	2-4	1-2	0-0	0-0	0	2	1	0	1	2	29	5
Oakland	12-8	1-7	0-2	4-5	0-3	3	1	2	0	3	0	30	6
Notre Dame	13-9	3-4	0-1	1-2	0-2	2	1	1	0	2	1	29	7
at Virginia Tech	14-10	0-3	0-2	0-0	0-1	1	1	2	0	2	0	23	0
at Georgia Tech	15-10	0-1	0-0	3-4	1-1	2	2	0	0	0	2	14	3
Miami	16-10	1-1	0-0	2-2	1-1	2	3	0	0	0	1	19	4
at Florida State	17-10	1-1	0-0	0-0	0-1	1	1	0	0	0	4	17	2
Clemson	18-10	1-2	0-1	0-0	0-2	2	2	1	0	0	0	19	2
Syracuse	19-10	0-2	0-1	0-0	0-0	0	1	0	0	0	2	7	0
at Wake Forest	20-10	1-1	0-0	0-0	0-0	0	1	1	0	0	2	8	3
at Louisville	21-10	2-2	0-0	0-0	0-0	0	2	2	1	1	2	21	4
Boston College	22-10	1-2	0-1	0-0	0-1	1	1	2	1	0	2	15	2
at Pitt	23-10	0-0	0-0	0-0	0-1	1	2	0	0	1	1	10	0
Virginia Tech	24-10	1-1	0-0	1-2	0-2	2	3	0	1	0	1	17	3
at Duke	25-10	0-2	0-1	0-0	0-1	1	1	1	0	1	2	22	0
NC State	26-10	0-1	0-1	0-0	0-0	0	1	1	0	1	1	6	0
at Miami	27-10	2-4	0-2	0-0	0-0	0	2	0	0	0	0	18	4
North Carolina	28-10	0-1	0-1	0-0	0-0	0	0	1	0	0	2	4	0
at Clemson	29-10	0-1	0-0	0-0	0-0	0	0	0	0	0	0	9	0
Louisville	30-10	0-0	0-0	0-0	0-0	0	1	1	0	0	1	12	0
vs. Georgia Tech	31-10	1-1	0-0	0-0	0-0	0	1	0	0	1	2	11	2
vs. Miami	32-10	1-4	1-1	3-6	1-1	2	0	1	0	2	0	17	6
vs. North Carolina	33-10	0-0	0-0	0-0	0-0	0	0	0	0	0	1	9	0
vs. Hampton	34-10	2-2	2-2	0-0	0-0	0	1	0	1	0	0	19	6
vs. Butler	35-10	0-0	0-0	0-0	0-0	0	0	1	0	0	1	3	0

CAREER HIGHS

Points	16 vs. Wake Forest (11/30/13)*
FGs	5, 3x - last vs W&M (12/5/15)
3FGs	2, 3x - last vs. Villanova (12/19/15)
FTs	9 vs. Wake Forest (11/30/13)*
Rebounds	6 vs. Morgan State (11/13/15)
Assists	9 vs. Tusculum (1/4/14)*
Turnovers	4 vs. West Virginia (12/8/15)
Blocks	1, 13x - last vs. Virginia Tech (2/9/16)
Steals	5 vs. Tennessee State (11/22/13)*
Minutes	36, 2x - last vs. W&M (12/5/15)

* denotes at Tennessee

SEASON HIGHS

Points	12, 4x - last vs. William & Mary (12/5/15)
FGs	5, 3x - last vs. William & Mary (12/5/15)
3FGs	2, 3x - last vs. Ohio State (12/1/15)
FTs	4 vs. Oakland (12/30/15)
Rebounds	6 vs. Morgan State (11/13/15)
Assists	6 at Ohio State (12/1/15)
Turnovers	4 vs. West Virginia (12/8/15)
Blocks	1, 6x - last vs. Hampton (3/17/16)
Steals	4 vs. William & Mary (12/5/15)
Minutes	36, 2x - last vs. William & Mary (12/5/15)

* denotes at Tennessee

CAREER STATISTICS (AT TENNESSEE)

Year	G-GS	Min-Avg.	FG-FGA	Pct.	3FG-3FGA	Pct.	FT-FTA	Pct.	Off-Def.	Reb-Avg.	PF-DQ	Ast	TO	Blk	Stl	Pts-Avg
2013-14	37-10	620-16.8	32-84	.381	8-41	.195	23-31	.742	11-62	73-2.0	56-2	87	34	8	36	95-2.6
SEC	18-8	290-16.1	16-42	.381	5-23	.217	4-8	.500	5-31	36-2.0	26-0	39	19	1	14	41-2.3

CAREER STATISTICS (AT VIRGINIA)

Year	G-GS	Min-Avg.	FG-FGA	Pct.	3FG-3FGA	Pct.	FT-FTA	Pct.	Off-Def.	Reb-Avg.	PF-DQ	Ast	TO	Blk	Stl	Pts-Avg
2015-16	35-10	631-18.0	53-103	.515	14-39	.359	26-36	.722	8-35	43-1.2	52-1	51	30	6	26	146-4.2
TOTAL	35-10	631-18.0	53-103	.515	14-39	.359	26-36	.722	8-35	43-1.2	52-1	51	30	6	26	146-4.2

CAREER ACC STATISTICS


Year	G-GS	Min-Avg.	FG-FGA	Pct.	3FG-3FGA	Pct.	FT-FTA	Pct.	Off-Def.	Reb-Avg.	PF-DQ	Ast	TO	Blk	Stl	Pts-Avg
2015-16	18-2	270-15.0	13-29	.448	1-12	.083	7-10	.700	2-13	15-0.8	24-0	25	13	3	8	34-1.9
TOTAL	18-2	270-15.0	13-29	.448	1-12	.083	7-10	.700	2-13	15-0.8	24-0	25	13	3	8	34-1.9

CAREER NCAA TOURNAMENT STATISTICS

Year	G-GS	Min-Avg.	FG-FGA	Pct.	3FG-3FGA	Pct.	FT-FTA	Pct.	Off-Def.	Reb-Avg.	PF-DQ	Ast	TO	Blk	Stl	Pts-Avg
2014*	3-0	52-17.3	2-7	.286	0-1	.000	2-2	1.000	2-4	6-2.0	0-0	6	2	0	3	6-2.0
2016	2-0	22-11.0	2-2	1.000	2-2	1.000	0-0	.000	0-0	0-0.0	1-0	1	1	1	0	6-3.0
TOTAL	5-0	74-14.8	4-11	.364	2-3	.667	2-2	1.000	2-4	6-1.2	1-0	7	3	1	3	12-2.4

COLLEGIATE TOTALS

Year	G-GS	Min-Avg.	FG-FGA	Pct.	3FG-3FGA	Pct.	FT-FTA	Pct.	Off-Def.	Reb-Avg.	PF-DQ	Ast	TO	Blk	Stl	Pts-Avg
	72-20	1251-17.4	85-187	.455	22-80	.275	49-67	.731	19-97	116-1.6	106-3	138	64	14	62	241-3.3



2 JUSTICE BARTLEY

Guard • 6-5 • 209
Freshman
Lilburn, Ga. • Montrose Christian (Md.)

2015-16 HIGHLIGHTS

- Freshman walk-on played in eight games off bench
- Saw action in four ACC contests
- Grabbed two rebounds and played three minutes in season opener against Morgan State

2015-16 GAME-BY-GAME

Opponent	GP-GS	FG	3FG	FT	O-D	Reb	A	TO	Blk	Stl	PF	Min	Pts
Morgan State	1-0	0-1	0-0	0-0	1-1	2	0	2	0	0	0	3	0
at George Wash.	DNP												
vs. Bradley	DNP												
vs. Long Beach St	DNP												
vs. George Mason	DNP												
Lehigh	2-0	0-0	0-0	0-0	0-0	0	0	0	0	0	0	2	0
at Ohio State	DNP												
William & Mary	3-0	0-0	0-0	0-0	0-0	0	0	0	0	0	0	1	0
vs. West Virginia	DNP												
Villanova	DNP												
California	DNP												
Oakland	DNP												
Notre Dame	DNP												
at Virginia Tech	DNP												
at Georgia Tech	DNP												
Miami	DNP												
at Florida State	DNP												
Clemson	DNP												
Syracuse	DNP												
at Wake Forest	DNP												
at Louisville	4-0	0-0	0-0	0-0	0-0	0	0	2	0	0	1	1	0
Boston College	5-0	0-1	0-0	0-0	0-0	0	0	0	0	0	0	2	0
at Pitt	6-0	0-0	0-0	0-0	0-0	0	0	0	0	0	0	1	0
Virginia Tech	DNP												
at Duke	DNP												
NC State	DNP												
at Miami	DNP												
North Carolina	DNP												
at Clemson	DNP												
Louisville	7-0	0-0	0-0	0-0	0-0	0	1	0	0	0	0	1	0
vs. Georgia Tech	8-0	0-0	0-0	0-0	0-1	1	0	1	0	0	0	1	0
vs. Miami	DNP												
vs. North Carolina	DNP												
vs. Hampton	DNP												
vs. Butler	DNP												

CAREER/SEASON HIGHS

Points	—
FGs	—
3FGs	—
FTs	—
Rebounds	2 vs. Morgan State (11/13/15)
Assists	1 vs. Louisville (3/5/16)
Turnovers	2 vs. Morgan State (11/13/15)
Blocks	—
Steals	—
Minutes	3 vs. Morgan State (11/13/15)



24 CAÏD KIRVEN

Guard • 6-9 • 228
Senior
Raleigh, N.C. • Woodbury Forest

2015-16 HIGHLIGHTS

- Senior has played in 13 games off bench
- Saw action in five ACC contests
- Hit first career 3-pointer on Senior Night against Louisville (3/5/16)
- Scored two points against Lehigh (11/25/15)

2015-16 GAME-BY-GAME

Opponent	GP-GS	FG	3FG	FT	O-D	Reb	A	TO	Blk	Stl	PF	Min	Pts
Morgan State	1-0	0-0	0-0	0-0	0-0	0	0	0	0	0	0	3	0
at George Wash.	DNP												
vs. Bradley	2-0	0-1	0-1	0-0	0-0	0	0	1	0	0	1	2	0
vs. Long Beach St	3-0	0-0	0-0	0-0	0-0	0	0	0	0	0	1	2	0
vs. George Mason	DNP												
Lehigh	4-0	1-1	0-0	0-0	0-1	1	0	0	0	0	0	2	2
at Ohio State	DNP												
William & Mary	5-0	0-0	0-0	0-0	0-0	0	0	0	0	0	0	1	0
vs. West Virginia	DNP												
Villanova	DNP												
California	DNP												
Oakland	6-0	0-0	0-0	0-0	0-0	0	0	0	0	0	0	1	0
Notre Dame	DNP												
at Virginia Tech	DNP												
at Georgia Tech	DNP												
Miami	DNP												
at Florida State	DNP												
Clemson	DNP												
Syracuse	DNP												
at Wake Forest	DNP												
at Louisville	7-0	0-0	0-0	0-0	0-0	0	0	0	0	0	0	1	0
Boston College	8-0	0-1	0-0	0-0	1-0	1	0	0	0	0	0	1	0
at Pitt	9-0	0-0	0-0	0-0	0-0	0	0	0	0	0	0	1	0
Virginia Tech	DNP												
at Duke	DNP												
NC State	10-0	0-0	0-0	0-0	0-0	0	0	0	0	0	0	1	0
at Miami	DNP												
North Carolina	DNP												
at Clemson	DNP												
Louisville	11-0	1-1	1-1	0-0	0-0	0	0	0	0	0	0	1	3
vs. Georgia Tech	12-0	0-1	0-1	0-0	0-0	0	0	0	0	0	0	1	0
vs. Miami	DNP												
vs. North Carolina	DNP												
vs. Hampton	13-0	0-0	0-0	0-0	0-1	1	0	0	0	0	0	2	0
vs. Butler	DNP												

CAREER/SEASON HIGHS

Points	3 vs. Louisville (3/5/16)
FGs	1, 5x - last vs. Louisville (3/5/16)
3FGs	1 vs. Louisville (3/5/16)
FTs	—
Rebounds	3 vs. Tennessee State (11/25/14)
Assists	—
Turnovers	1, 6x - last vs. Bradley (11/19/15)
Blocks	—
Steals	—
Minutes	5, 3x - last vs. Tennessee State (11/25/14)

2015-16 Virginia Basketball
Virginia Combined Team Statistics (as of Mar 20, 2016)
All games

Overall record: 28-7 Conf: 13-5 Home: 15-0 Away: 5-6 Neutral: 8-1

#	Player	gp-gs	min	avg	Total		3-Point		F-Throw		Rebounds				pf	dq	a	to	blk	stl	pts	avg
					fg-fga	fg%	3fg-fga	3fg%	ft-fa	ft%	off	def	tot	avg								
15	Malcolm Brogdon	35-35	1189	34.0	224-476	.471	74-184	.402	129-145	.890	18	123	141	4.0	71	1	103	50	7	32	651	18.6
13	Anthony Gill	35-35	985	28.1	177-312	.567	2-2	1.000	120-161	.745	79	137	216	6.2	80	2	26	38	18	21	476	13.6
32	London Perrantes	33-33	1090	33.0	115-263	.437	70-146	.479	61-76	.803	14	86	100	3.0	40	0	143	61	3	35	361	10.9
10	Mike Tobey	35-7	543	15.5	106-178	.596	2-9	.222	29-47	.617	50	100	150	4.3	74	1	14	24	20	10	243	6.9
21	Isaiah Wilkins	35-19	747	21.3	66-127	.520	0-3	.000	28-45	.622	52	91	143	4.1	68	0	49	25	28	28	160	4.6
00	Devon Hall	35-18	749	21.4	55-144	.382	20-59	.339	24-31	.774	8	84	92	2.6	49	0	62	31	8	16	154	4.4
04	Marial Shayok	33-8	498	15.1	56-113	.496	17-38	.447	15-27	.556	8	51	59	1.8	52	1	38	25	5	11	144	4.4
51	Darius Thompson	35-10	631	18.0	53-103	.515	14-39	.359	26-36	.722	8	35	43	1.2	52	1	51	30	6	26	146	4.2
11	Evan Nolte	32-1	285	8.9	23-58	.397	12-37	.324	6-10	.600	7	18	25	0.8	25	0	11	9	6	7	64	2.0
33	Jack Salt	21-9	138	6.6	17-33	.515	0-0	.000	2-6	.333	14	10	24	1.1	25	0	0	10	5	1	36	1.7
31	Jarred Reuter	25-0	121	4.8	16-35	.457	0-0	.000	8-10	.800	10	15	25	1.0	24	1	5	6	0	1	40	1.6
24	Caid Kirven	13-0	19	1.5	2-5	.400	1-3	.333	0-0	.000	1	2	3	0.2	2	0	0	1	0	0	5	0.4
02	Justice Bartley	8-0	12	1.5	0-2	.000	0-0	.000	0-0	.000	1	2	3	0.4	1	0	1	5	0	0	0	0.0
34	Jeff Jones	11-0	18	1.6	0-4	.000	0-4	.000	0-0	.000	0	0	0	0.0	4	0	1	1	0	0	0	0.0
Team											38	59	97					8				
Total.....		35	7025		910-1853	.491	212-524	.405	448-594	.754	308	813	1121	32.0	567	7	504	324	106	188	2480	70.9
Opponents.....		35	7025		729-1740	.419	222-642	.346	403-577	.698	277	711	988	28.2	583	9	344	409	74	182	2083	59.5

TEAM STATISTICS	VA	OPP
SCORING	2480	2083
Points per game	70.9	59.5
Scoring margin	+11.3	-
FIELD GOALS-ATT	910-1853	729-1740
Field goal pct	.491	.419
3 POINT FG-ATT	212-524	222-642
3-point FG pct	.405	.346
3-pt FG made per game	6.1	6.3
FREE THROWS-ATT	448-594	403-577
Free throw pct	.754	.698
F-Throws made per game	12.8	11.5
REBOUNDS	1121	988
Rebounds per game	32.0	28.2
Rebounding margin	+3.8	-
ASSISTS	504	344
Assists per game	14.4	9.8
TURNOVERS	324	409
Turnovers per game	9.3	11.7
Turnover margin	+2.4	-
Assist/turnover ratio	1.6	0.8
STEALS	188	182
Steals per game	5.4	5.2
BLOCKS	106	74
Blocks per game	3.0	2.1
ATTENDANCE	211671	221333
Home games-Avg/Game	15-14111	11-10023
Neutral site-Avg/Game	-	9-12342

Score by Periods	1st	2nd	OT	Totals
Virginia	1095	1374	11	2480
Opponents	941	1132	10	2083

Date	Opponent		Score	Att.
11/13/15	MORGAN STATE	w	86-48	14034
11/16/15	at George Washington	L	68-73	5025
1 11/19/15	vs Bradley	w	82-57	3437
1 11/20/15	vs Long Beach State	w	87-52	3417
1 11/22/15	vs George Mason	w	83-66	2820
11/25/15	LEHIGH	w	80-54	14220
2 12/01/15	at Ohio State	w	64-58	12445
12/05/15	WILLIAM & MARY	w	67-52	14105
3 12/08/15	vs West Virginia	w	70-54	19812
12/19/15	VILLANOVA	w	86-75	14593
12/22/15	CALIFORNIA	Wot	63-62	13265
12/30/15	OAKLAND	w	71-58	14465
* 01/02/16	NOTRE DAME	w	77-66	14389
* 01/04/16	at Virginia Tech	L	68-70	6157
* 01/09/16	at Georgia Tech	L	64-68	8073
* 01/12/16	MIAMI	w	66-58	13495
* 01/17/16	at Florida State	L	62-69	9158
* 01/19/16	CLEMSON	w	69-62	14398
* 01/24/16	SYRACUSE	w	73-65	13305
* 01/26/16	at Wake Forest	w	72-71	9221
* 01/30/16	at Louisville	w	63-47	21714
* 02/03/16	BOSTON COLLEGE	w	61-47	14310
* 02/06/16	at Pitt	w	64-50	12508
* 02/09/16	VIRGINIA TECH	w	67-49	14395
* 02/13/16	at Duke	L	62-63	9314
* 02/15/16	NC STATE	w	73-53	14016
* 02/22/16	at Miami	L	61-64	7016
* 02/27/16	NORTH CAROLINA	w	79-74	14593
* 03/01/16	at Clemson	w	64-57	9626
* 03/05/16	LOUISVILLE	w	68-46	14088
4 03/10/16	vs Georgia Tech	w	72-52	20719
4 03/11/16	vs Miami	w	73-68	20719
4 03/12/16	vs North Carolina	L	57-61	20719
5 03/17/16	vs Hampton	w	81-45	0
5 03/19/16	vs Butler	w	77-69	19433

* = Conference game
1 = Charleston Classic
2 = B1G/ACC Challenge
3 = Jimmy V Men's Basketball Classic
4 = ACC Tournament
5 = NCAA Tournament

2015-16 Virginia Basketball
Virginia Combined Team Statistics (as of Mar 05, 2016)
Conference games

RECORD:	OVERALL	HOME	AWAY	NEUTRAL
ALL GAMES	13-5	9-0	4-5	0-0
CONFERENCE	13-5	9-0	4-5	0-0
NON-CONFERENCE	0-0	0-0	0-0	0-0

#	Player	gp-gs	min	avg	Total	3-Point	F-Throw	Rebounds		pf	dq	a	to	blk	stl	pts	avg
					fg-fga	fg%	3fg-fga	3fg%	ft-fa	ft%	off	def	tot	avg			
15	Malcolm Brogdon	18-18	626	34.8	125-249	.502	39-95	.411	70-77	.909	8	65	73	4.1	39	1	46
13	Anthony Gill	18-18	515	28.6	88-164	.537	1-1	1.000	53-79	.671	44	64	108	6.0	51	2	14
32	London Perrantes	18-18	625	34.7	60-142	.423	39-81	.481	44-53	.830	7	52	59	3.3	20	0	77
10	Mike Tobey	18-2	283	15.7	51-89	.573	1-4	.250	18-30	.600	20	59	79	4.4	41	1	7
00	Devon Hall	18-13	404	22.4	28-71	.394	10-30	.333	17-20	.850	5	44	49	2.7	26	0	35
21	Isaiah Wilkins	18-11	397	22.1	34-72	.472	0-1	.000	14-20	.700	22	49	71	3.9	41	0	28
04	Marial Shayok	16-2	215	13.4	20-42	.476	7-15	.467	8-15	.533	2	23	25	1.6	20	0	15
51	Darius Thompson	18-2	270	15.0	13-29	.448	1-12	.083	7-10	.700	2	13	15	0.8	24	0	25
11	Evan Nolte	16-1	153	9.6	9-26	.346	5-19	.263	1-2	.500	3	8	11	0.7	14	0	8
31	Jarred Reuter	13-0	48	3.7	4-12	.333	0-0	.000	3-3	1.000	3	4	7	0.5	11	0	0
33	Jack Salt	10-5	50	5.0	4-9	.444	0-0	.000	0-1	.000	4	7	11	1.1	9	0	0
24	Caid Kirven	5-0	5	1.0	1-2	.500	1-1	1.000	0-0	.000	1	0	1	0.2	0	0	0
02	Justice Bartley	4-0	5	1.3	0-1	.000	0-0	.000	0-0	.000	0	0	0	0.0	1	0	1
34	Jeff Jones	4-0	4	1.0	0-0	.000	0-0	.000	0-0	.000	0	0	0	0.0	0	0	0
Team											19	29	48				2
Total.....		18	3600		437-908	.481	104-259	.402	235-310	.758	140	417	557	30.9	297	4	256
Opponents.....		18	3600		376-901	.417	121-339	.357	206-300	.687	150	368	518	28.8	294	3	189

TEAM STATISTICS	VA	OPP	Date	Opponent	Score	Att.
SCORING	1213	1079	*	01/02/16	NOTRE DAME	w 77-66 14389
Points per game	67.4	59.9	*	01/04/16	at Virginia Tech	L 68-70 6157
Scoring margin	+7.4	-	*	1/9/16	at Georgia Tech	L 64-68 8073
FIELD GOALS-ATT	437-908	376-901	*	01/12/16	MIAMI	w 66-58 13495
Field goal pct	.481	.417	*	01/17/16	at Florida State	L 62-69 9158
3 POINT FG-ATT	104-259	121-339	*	01/19/16	CLEMSON	w 69-62 14398
3-point FG pct	.402	.357	*	01/24/16	SYRACUSE	w 73-65 13305
3-pt FG made per game	5.8	6.7	*	01/26/16	at Wake Forest	w 72-71 9221
FREE THROWS-ATT	235-310	206-300	*	1/30/16	at Louisville	w 63-47 21714
Free throw pct	.758	.687	*	02/03/16	BOSTON COLLEGE	w 61-47 14310
F-Throws made per game	13.1	11.4	*	2/6/16	at Pitt	w 64-50 12508
REBOUNDS	557	518	*	02/09/16	VIRGINIA TECH	w 67-49 14395
Rebounds per game	30.9	28.8	*	2/13/16	at Duke	L 62-63 9314
Rebounding margin	+2.2	-	*	02/15/16	NC STATE	w 73-53 14016
ASSISTS	256	189	*	02-22-16	at Miami	L 61-64 7016
Assists per game	14.2	10.5	*	02/27/16	NORTH CAROLINA	w 79-74 14593
TURNOVERS	179	196	*	3/1/16	at Clemson	w 64-57 9626
Turnovers per game	9.9	10.9	*	03/05/16	LOUISVILLE	w 68-46 14088
Turnover margin	+0.9	-				
Assist/turnover ratio	1.4	1.0				
STEALS	93	105				
Steals per game	5.2	5.8				
BLOCKS	57	38				
Blocks per game	3.2	2.1				
ATTENDANCE	126989	92787				
Home games-Avg/Game	9-14110	9-10310				
Neutral site-Avg/Game	-	0-0				

* = Conference game
1 = Charleston Classic
2 = B1G/ACC Challenge
3 = Jimmy V Men's Basketball Classic

Score by Periods	1st	2nd	Totals
Virginia	537	676	1213
Opponents	468	611	1079

2015-16 Virginia Basketball
Virginia Combined Team Statistics (as of Mar 20, 2016)
2016 Postseason

RECORD:	OVERALL	HOME	AWAY	NEUTRAL
ALL GAMES	4-1	0-0	0-0	4-1
CONFERENCE	0-0	0-0	0-0	0-0
NON-CONFERENCE	4-1	0-0	0-0	4-1

##	Player	gp-gs	min	avg	Total	3-Point	F-Throw	Rebounds		pf	dq	a	to	blk	stl	pts	avg
					fg-fga	fg%	3fg-fga	3fg%	ft-fa	ft%	off	def	tot	avg			
15	Malcolm Brogdon	5-5	173	34.6	34-75	.453	9-26	.346	21-22	.955	4	11	15	3.0	8	0	19
13	Anthony Gill	5-5	138	27.6	27-42	.643	1-1	1.000	14-15	.933	7	25	32	6.4	9	0	7
32	London Perrantes	5-5	168	33.6	17-47	.362	10-28	.357	3-6	.500	1	13	14	2.8	6	0	20
04	Marial Shayok	5-0	88	17.6	14-26	.538	3-6	.500	5-9	.556	1	12	13	2.6	14	1	5
10	Mike Tobey	5-0	73	14.6	17-25	.680	0-2	.000	1-2	.500	11	12	23	4.6	10	0	0
21	Isaiah Wilkins	5-5	105	21.0	10-16	.625	0-1	.000	1-4	.250	11	11	22	4.4	7	0	7
11	Evan Nolte	5-0	58	11.6	7-11	.636	5-8	.625	1-3	.333	1	4	5	1.0	4	0	0
00	Devon Hall	5-5	123	24.6	7-22	.318	2-7	.286	1-3	.333	2	14	16	3.2	8	0	7
51	Darius Thompson	5-0	59	11.8	4-7	.571	3-3	1.000	3-6	.500	1	1	2	0.4	3	0	2
33	Jack Salt	2-0	4	2.0	1-2	.500	0-0	.000	1-2	.500	0	0	0	0.0	0	0	0
02	Justice Bartley	1-0	1	1.0	0-0	.000	0-0	.000	0-0	.000	0	1	1	1.0	0	0	0
34	Jeff Jones	2-0	3	1.5	0-1	.000	0-1	.000	0-0	.000	0	0	0	0.0	0	0	0
31	Jarred Reuter	2-0	4	2.0	0-0	.000	0-0	.000	0-0	.000	0	0	0	0.0	0	0	1
24	Caid Kirven	2-0	3	1.5	0-1	.000	0-1	.000	0-0	.000	0	1	1	0.5	0	0	0
Team											4	8	12	2			
Total.....		5	1000		138-275	.502	33-84	.393	51-72	.708	43	113	156	31.2	69	1	68
Opponents.....		5	1000		109-248	.440	23-67	.343	54-71	.761	32	103	135	27.0	74	2	39

TEAM STATISTICS	VA	OPP	Date	Opponent	Score	Att.
SCORING	360	295	4	03/10/16	vs Georgia Tech	w 72-52
Points per game	72.0	59.0	4	03/11/16	vs Miami	w 73-68
Scoring margin	+13.0	-	4	03/12/16	vs North Carolina	L 57-61
FIELD GOALS-ATT	138-275	109-248	5	03/17/16	vs Hampton	w 81-45
Field goal pct	.502	.440	5	03/19/16	vs Butler	w 77-69
3 POINT FG-ATT	33-84	23-67				
3-point FG pct	.393	.343				
3-pt FG made per game	6.6	4.6				
FREE THROWS-ATT	51-72	54-71				
Free throw pct	.708	.761				
F-Throws made per game	10.2	10.8				
REBOUNDS	156	135				
Rebounds per game	31.2	27.0				
Rebounding margin	+4.2	-				
ASSISTS	68	39				
Assists per game	13.6	7.8				
TURNOVERS	41	51				
Turnovers per game	8.2	10.2				
Turnover margin	+2.0	-				
Assist/turnover ratio	1.7	0.8				
STEALS	23	24				
Steals per game	4.6	4.8				
BLOCKS	17	6				
Blocks per game	3.4	1.2				
ATTENDANCE	0	81590				
Home games-Avg/Game	0-0	0-0				
Neutral site-Avg/Game	-	5-16318				

* = Conference game
1 = Charleston Classic
2 = B1G/ACC Challenge
3 = Jimmy V Men's Basketball Classic
4 = ACC Tournament
5 = NCAA Tournament

Score by Periods	1st	2nd	Totals
Virginia	157	203	360
Opponents	133	162	295

2015-16 Virginia Basketball
Virginia Combined Team Statistics (as of Mar 20, 2016)
NCAA Tournament

RECORD:	OVERALL	HOME	AWAY	NEUTRAL
ALL GAMES	2-0	0-0	0-0	2-0
CONFERENCE	0-0	0-0	0-0	0-0
NON-CONFERENCE	2-0	0-0	0-0	2-0

#	Player	gp-gs	min	avg	Total		3-Point		F-Throw		Rebounds								a	to	blk	stl	pts	avg
					fg-fga	fg%	3fg-fga	3fg%	ft-fa	ft%	off	def	tot	avg	pf	dq								
13	Anthony Gill	2-2	61	30.5	15-22	.682	0-0	.000	8-9	.889	3	12	15	7.5	4	0	5	1	0	2	38	19.0		
15	Malcolm Brogdon	2-2	67	33.5	12-23	.522	2-8	.250	7-7	1.000	2	5	7	3.5	3	0	9	2	1	3	33	16.5		
04	Marial Shayok	2-0	37	18.5	8-15	.533	3-5	.600	3-5	.600	0	4	4	2.0	3	0	3	2	0	0	22	11.0		
32	London Perrantes	2-2	68	34.0	6-16	.375	5-11	.455	3-4	.750	0	8	8	4.0	4	0	7	3	0	1	20	10.0		
10	Mike Tobey	2-0	24	12.0	9-11	.818	0-0	.000	0-0	.000	2	6	8	4.0	6	0	0	0	3	0	18	9.0		
21	Isaiah Wilkins	2-2	33	16.5	4-6	.667	0-0	.000	0-2	.000	3	4	7	3.5	1	0	3	1	3	0	8	4.0		
51	Darius Thompson	2-0	22	11.0	2-2	1.000	2-2	1.000	0-0	.000	0	0	0	0.0	1	0	1	1	1	0	6	3.0		
33	Jack Salt	1-0	3	3.0	1-1	1.000	0-0	.000	1-2	.500	0	0	0	0.0	0	0	0	0	0	0	3	3.0		
11	Evan Nolte	2-0	22	11.0	2-5	.400	2-4	.500	0-0	.000	0	3	3	1.5	1	0	0	0	1	1	6	3.0		
00	Devon Hall	2-2	56	28.0	2-8	.250	0-4	.000	0-0	.000	0	8	8	4.0	4	0	2	4	0	0	4	2.0		
34	Jeff Jones	1-0	2	2.0	0-1	.000	0-1	.000	0-0	.000	0	0	0	0.0	0	0	0	0	0	0	0	0.0		
31	Jarred Reuter	1-0	3	3.0	0-0	.000	0-0	.000	0-0	.000	0	0	0	0.0	0	0	1	0	0	0	0	0.0		
24	Caid Kirven	1-0	2	2.0	0-0	.000	0-0	.000	0-0	.000	0	1	1	1.0	0	0	0	0	0	0	0	0.0		
Team											2	6	8											
Total.....		2	400		61-110	.555	14-35	.400	22-29	.759	12	57	69	34.5	27	0	31	14	9	7	158	79.0		
Opponents.....		2	400		42-110	.382	10-34	.294	20-27	.741	13	40	53	26.5	28	1	13	11	1	8	114	57.0		

TEAM STATISTICS	VA	OPP	Date	Opponent	Score	Att.
SCORING	158	114	5	03/17/16	vs Hampton	w 81-45 0
Points per game	79.0	57.0	5	03/19/16	vs Butler	w 77-69 19433
Scoring margin	+22.0	-				
FIELD GOALS-ATT	61-110	42-110				
Field goal pct	.555	.382				
3 POINT FG-ATT	14-35	10-34				
3-point FG pct	.400	.294				
3-pt FG made per game	7.0	5.0				
FREE THROWS-ATT	22-29	20-27				
Free throw pct	.759	.741				
F-Throws made per game	11.0	10.0				
REBOUNDS	69	53				
Rebounds per game	34.5	26.5				
Rebounding margin	+8.0	-				
ASSISTS	31	13				
Assists per game	15.5	6.5				
TURNOVERS	14	11				
Turnovers per game	7.0	5.5				
Turnover margin	-1.5	-				
Assist/turnover ratio	2.2	1.2				
STEALS	7	8				
Steals per game	3.5	4.0				
BLOCKS	9	1				
Blocks per game	4.5	0.5				
ATTENDANCE	0	19433				
Home games-Avg/Game	0-0	0-0				
Neutral site-Avg/Game	-	2-9716				

Score by Periods	1st	2nd	Totals
Virginia	63	95	158
Opponents	46	68	114

2015-16 Virginia Basketball
Virginia Combined Team Statistics (as of Mar 13, 2016)
2016 ACC Tournament

RECORD:	OVERALL	HOME	AWAY	NEUTRAL
ALL GAMES	2-1	0-0	0-0	2-1
CONFERENCE	0-0	0-0	0-0	0-0
NON-CONFERENCE	2-1	0-0	0-0	2-1

#	Player	gp-gs	min	avg	Total		3-Point		F-Throw		Rebounds				pf	dq	a	to	blk	stl	pts	avg
					fg-fga	fg%	3fg-fga	3fg%	ft-fa	ft%	off	def	tot	avg								
15	Malcolm Brogdon	3-3	106	35.3	22-52	.423	7-18	.389	14-15	.933	2	6	8	2.7	5	0	10	2	1	3	65	21.7
13	Anthony Gill	3-3	77	25.7	12-20	.600	1-1	1.000	6-6	1.000	4	13	17	5.7	5	0	2	3	2	2	31	10.3
32	London Perrantes	3-3	100	33.3	11-31	.355	5-17	.294	0-2	.000	1	5	6	2.0	2	0	13	3	0	2	27	9.0
10	Mike Tobey	3-0	49	16.3	8-14	.571	0-2	.000	1-2	.500	9	6	15	5.0	4	0	0	3	1	0	17	5.7
04	Marial Shayok	3-0	51	17.0	6-11	.545	0-1	.000	2-4	.500	1	8	9	3.0	11	1	2	5	0	0	14	4.7
11	Evan Nolte	3-0	36	12.0	5-6	.833	3-4	.750	1-3	.333	1	1	2	0.7	3	0	0	1	0	1	14	4.7
21	Isaiah Wilkins	3-3	72	24.0	6-10	.600	0-1	.000	1-2	.500	8	7	15	5.0	6	0	4	2	3	4	13	4.3
00	Devon Hall	3-3	67	22.3	5-14	.357	2-3	.667	1-3	.333	2	6	8	2.7	4	0	5	4	1	1	13	4.3
51	Darius Thompson	3-0	37	12.3	2-5	.400	1-1	1.000	3-6	.500	1	1	2	0.7	2	0	1	1	0	3	8	2.7
31	Jarred Reuter	1-0	1	1.0	0-0	.000	0-0	.000	0-0	.000	0	0	0	0.0	0	0	0	0	0	0	0	0.0
02	Justice Bartley	1-0	1	1.0	0-0	.000	0-0	.000	0-0	.000	0	1	1	1.0	0	0	0	1	0	0	0	0.0
33	Jack Salt	1-0	1	1.0	0-1	.000	0-0	.000	0-0	.000	0	0	0	0.0	0	0	0	0	0	0	0	0.0
34	Jeff Jones	1-0	1	1.0	0-0	.000	0-0	.000	0-0	.000	0	0	0	0.0	0	0	0	0	0	0	0	0.0
24	Caid Kirven	1-0	1	1.0	0-1	.000	0-1	.000	0-0	.000	0	0	0	0.0	0	0	0	0	0	0	0	0.0
Team											2	2	4				2					
Total.....		3	600		77-165	.467	19-49	.388	29-43	.674	31	56	87	29.0	42	1	37	27	8	16	202	67.3
Opponents.....		3	600		67-138	.486	13-33	.394	34-44	.773	19	63	82	27.3	46	1	26	40	5	16	181	60.3

TEAM STATISTICS	VA	OPP	Date	Opponent	Score	Att.
SCORING	202	181	4	03/10/16	vs Georgia Tech	w 72-52 20719
Points per game	67.3	60.3	4	03/11/16	vs Miami	w 73-68 20719
Scoring margin	+7.0	-		03/12/16	vs North Carolina	L 57-61 20719
FIELD GOALS-ATT	77-165	67-138	* = Conference game			
Field goal pct	.467	.486	1 = Charleston Classic			
3 POINT FG-ATT	19-49	13-33	2 = B1G/ACC Challenge			
3-point FG pct	.388	.394	3 = Jimmy V Men's Basketball Classic			
3-pt FG made per game	6.3	4.3	4 = ACC Tournament			
FREE THROWS-ATT	29-43	34-44				
Free throw pct	.674	.773				
F-Throws made per game	9.7	11.3				
REBOUNDS	87	82				
Rebounds per game	29.0	27.3				
Rebounding margin	+1.7	-				
ASSISTS	37	26				
Assists per game	12.3	8.7				
TURNOVERS	27	40				
Turnovers per game	9.0	13.3				
Turnover margin	+4.3	-				
Assist/turnover ratio	1.4	0.7				
STEALS	16	16				
Steals per game	5.3	5.3				
BLOCKS	8	5				
Blocks per game	2.7	1.7				
ATTENDANCE	0	62157				
Home games-Avg/Game	0-0	0-0				
Neutral site-Avg/Game	-	3-20719				

Score by Periods	1st	2nd	Totals
Virginia	94	108	202
Opponents	87	94	181

2015-16 Virginia Basketball
Virginia Team Game-by-Game Comparison (as of Mar 20, 2016)
All games

Opponent	1st	2nd	Score	Mar	Total FG	FG Pct	3-Pointers	3FG Pct	Free Throws	FT Pct	Rebounds	Assist	T/Over	Block	Steal	Fouls
MORGAN STATE	40/23	46/25	86-48	+38	32-65/17-50	.492/.340	5-18/7-27	.278/.259	17-26/7-11	.654/.636	50/21 +29	16/10	8/12	3/1	4/7	17/20
George Washington	32/35	36/38	68-73	(5)	25-62/23-51	.403/.451	5-20/4-15	.250/.267	13-16/23-28	.813/.821	33/37 (4)	11/9	8/11	2/2	6/3	24/18
Bradley	37/25	45/32	82-57	+25	30-53/18-46	.566/.391	6-15/6-15	.400/.400	16-17/15-24	.941/.625	35/21 +14	19/7	9/13	2/1	6/2	20/15
Long Beach State	41/23	46/29	87-52	+35	34-61/15-48	.557/.313	13-25/7-21	.520/.333	6-8/15-20	.750/.750	38/26 +12	23/9	7/10	3/2	4/4	18/15
George Mason	47/39	36/27	83-66	+17	32-56/23-52	.571/.442	6-9/6-17	.667/.353	13-17/14-22	.765/.636	31/29 +2	17/11	6/10	4/7	4/3	19/18
LEHIGH	35/28	45/26	80-54	+26	34-65/20-50	.523/.400	6-19/8-23	.316/.348	6-10/6-8	.600/.750	37/29 +8	18/10	7/17	6/2	9/3	9/19
Ohio State	26/24	38/34	64-58	+6	23-52/21-42	.442/.500	8-16/8-21	.500/.381	10-13/8-12	.769/.667	31/25 +6	11/10	8/13	1/7	2/3	13/13
WILLIAM & MARY	32/22	35/30	67-52	+15	26-58/19-46	.448/.413	2-11/6-19	.182/.316	13-17/8-13	.765/.615	32/32 -	10/8	6/19	5/2	15/4	12/16
West Virginia	30/36	40/18	70-54	+16	27-43/20-50	.628/.400	3-8/2-14	.375/.143	13-20/12-21	.650/.571	29/24 +5	13/10	19/18	1/1	6/10	22/24
VILLANOVA	33/29	53/46	86-75	+11	26-46/26-53	.565/.491	8-12/10-26	.667/.385	26-30/13-17	.867/.765	31/19 +12	12/17	12/10	2/1	4/6	19/24
CALIFORNIA	20/27	32/25	63-62	+1	21-54/23-52	.389/.442	7-12/6-17	.583/.353	14-17/10-13	.824/.769	30/36 (6)	14/10	7/13	1/2	5/3	14/18
OAKLAND	28/29	43/29	71-58	+13	25-55/19-51	.455/.373	6-16/8-21	.375/.381	15-21/12-17	.714/.706	31/36 (5)	16/5	7/16	2/2	7/5	14/15
NOTRE DAME	36/24	41/42	77-66	+11	28-49/27-56	.571/.482	4-11/7-22	.364/.318	17-24/5-7	.708/.714	30/25 +5	17/8	7/8	4/1	4/6	12/17
Virginia Tech	21/26	47/44	68-70	(2)	24-49/24-51	.490/.471	9-20/9-17	.450/.529	11-14/13-22	.786/.591	34/22 +12	15/17	16/8	6/2	5/9	22/18
Georgia Tech	24/35	40/33	64-68	(4)	23-57/24-55	.404/.436	4-18/8-15	.222/.533	14-22/12-18	.636/.667	29/41 (12)	11/12	7/9	2/4	4/3	19/17
MIAMI	27/23	39/35	66-58	+8	24-47/21-50	.511/.420	2-7/6-22	.286/.273	16-21/10-17	.762/.588	35/27 +8	12/8	11/9	3/1	1/5	19/17
Florida State	28/25	34/44	62-69	(7)	22-56/21-43	.393/.488	5-12/6-13	.417/.462	13-15/21-26	.867/.808	25/31 (6)	14/8	9/15	1/3	4/5	21/17
CLEMSON	31/28	38/34	69-62	+7	25-46/24-53	.543/.453	4-7/8-24	.571/.333	15-22/6-6	.682/1000	32/21 +11	14/9	9/7	2/1	3/5	11/18
SYRACUSE	37/29	36/36	73-65	+8	25-44/21-54	.568/.389	8-18/13-30	.444/.433	15-21/10-15	.714/.667	31/28 +3	18/8	13/11	1/0	7/7	12/18
Wake Forest	24/26	48/45	72-71	+1	27-56/23-43	.482/.535	5-17/6-17	.294/.353	13-17/19-29	.765/.655	27/30 (3)	13/12	9/11	3/3	7/6	23/15
Louisville	29/14	34/33	63-47	+16	26-45/16-49	.578/.327	5-13/4-11	.385/.364	6-10/11-14	.600/.786	25/27 (2)	14/10	15/18	5/2	9/8	16/16
BOSTON COLLEGE	29/20	32/27	61-47	+14	17-42/13-49	.405/.265	9-18/8-26	.500/.308	18-22/13-18	.818/.722	37/29 +8	10/8	13/11	2/1	8/6	18/17
Pitt	29/27	35/23	64-50	+14	24-50/18-46	.480/.391	9-16/2-13	.563/.154	7-12/12-14	.583/.857	29/29 -	17/12	7/11	5/4	6/2	17/14
VIRGINIA TECH	32/20	35/29	67-49	+18	24-49/16-45	.490/.356	2-10/4-14	.200/.286	17-20/13-17	.850/.765	30/26 +4	18/7	10/15	8/0	4/6	15/18
Duke	34/31	28/32	62-63	(1)	26-54/23-51	.481/.451	2-11/8-22	.182/.364	8-9/9-16	.889/.563	26/34 (8)	13/12	7/10	1/1	3/5	19/13
NC STATE	31/31	42/22	73-53	+20	29-54/19-47	.537/.404	10-18/3-16	.556/.188	5-6/12-18	.833/.667	27/27 -	21/5	10/12	1/5	6/6	14/11
Miami	25/30	36/34	61-64	(3)	25-58/21-46	.431/.457	5-16/10-19	.313/.526	6-9/12-20	.667/.600	35/30 +5	10/13	7/9	5/1	5/5	16/7
NORTH CAROLINA	38/35	41/39	79-74	+5	27-61/29-59	.443/.492	7-16/9-19	.438/.474	18-21/7-13	.857/.538	33/36 (3)	14/17	8/13	5/3	6/7	14/21
Clemson	33/27	31/30	64-57	+7	21-52/20-46	.404/.435	9-19/6-17	.474/.353	13-15/11-16	.867/.688	34/27 +7	12/12	8/12	1/5	7/6	15/13
LOUISVILLE	29/17	39/29	68-46	+22	20-39/16-58	.513/.276	5-12/4-22	.417/.182	23-30/10-14	.767/.714	38/28 +10	13/11	13/7	2/1	4/8	14/27
Georgia Tech	30/28	42/24	72-52	+20	28-52/20-49	.538/.408	7-14/6-13	.500/.462	9-15/6-7	.600/.857	25/29 (4)	17/8	7/14	3/2	6/3	13/14
Miami	36/31	37/37	73-68	+5	26-50/23-42	.520/.548	4-11/4-8	.364/.500	17-25/18-24	.680/.750	26/25 +1	10/7	10/16	2/1	6/5	19/22
North Carolina	28/28	29/33	57-61	(4)	23-63/24-47	.365/.511	8-24/3-12	.333/.250	3-3/10-13	1000/.769	36/28 +8	10/11	10/10	3/2	4/8	10/10
Hampton	40/21	41/24	81-45	+36	32-58/17-56	.552/.304	12-25/3-19	.480/.158	5-8/8-10	.625/.800	37/31 +6	20/4	5/7	7/0	4/1	14/11
Butler	23/25	54/44	77-69	+8	29-52/25-54	.558/.463	2-10/7-15	.200/.467	17-21/12-17	.810/.706	32/22 +10	11/9	9/4	2/1	3/7	13/17

Note: Game totals are displayed in the format TEAM/OPPONENT for each category

2015-16 Virginia Basketball
Virginia Points-Rebounds-Assists (as of Mar 20, 2016)
All games

Opponent	Date	Score		00	02	04	10	11	13	15
				HALL,DEVON	BARTLEY,JU	SHAYOK,MAR	TOBEY,MIKE	NOLTE,EVAN	GILL,ANTHO	BROGDON,MA
MORGAN STATE	11/13/15	86-48	w	13-1-4	0-2-0	0-4-2	15-8-0	3-1-0	12-7-1	5-4-1
at George Washington	11/16/15	68-73	L	2-0-2	DNP	2-1-0	10-7-1	5-0-0	11-5-0	28-8-4
vs Bradley	11/19/15	82-57	w	2-2-3	DNP	10-6-2	5-3-2	2-0-0	16-7-0	13-4-1
vs Long Beach State	11/20/15	87-52	w	12-4-1	DNP	17-2-5	7-2-1	2-2-1	11-5-1	10-4-7
vs George Mason	11/22/15	83-66	w	3-2-1	DNP	4-0-1	14-8-0	0-1-0	15-5-0	21-3-3
LEHIGH	11/25/15	80-54	w	2-5-2	0-0-0	11-2-1	8-5-0	0-0-0	10-2-0	23-4-3
at Ohio State	12/01/15	64-58	w	4-3-0	DNP	2-1-2	6-1-0	0-1-1	10-8-0	22-6-2
WILLIAM & MARY	12/05/15	67-52	w	6-6-1	0-0-0	0-2-3	2-6-2	7-2-0	16-7-1	16-3-1
vs West Virginia	12/08/15	70-54	w	4-0-2	DNP	0-1-0	0-0-0	1-1-1	20-12-1	14-3-2
VILLANOVA	12/19/15	86-75	w	3-2-2	DNP	2-1-0	2-1-0	0-1-0	22-7-0	20-7-6
CALIFORNIA	12/22/15	63-62	w	3-1-1	DNP	0-1-0	2-0-0	DNP	17-6-1	10-4-3
OAKLAND	12/30/15	71-58	w	0-1-1	DNP	5-0-2	16-7-1	0-0-0	17-5-0	12-3-5
NOTRE DAME	01/02/16	77-66	w	5-3-4	DNP	0-0-0	15-6-1	DNP	21-6-1	24-3-1
at Virginia Tech	01/04/16	68-70	L	2-2-0	DNP	0-0-2	4-2-0	0-0-0	17-8-3	15-7-4
at Georgia Tech	01/09/16	64-68	L	0-1-1	DNP	6-0-0	7-7-1	1-0-1	11-2-1	19-5-0
MIAMI	01/12/16	66-58	w	2-1-1	DNP	0-1-0	12-7-0	0-0-0	15-8-3	20-2-2
at Florida State	01/17/16	62-69	L	6-2-2	DNP	DNP	4-3-0	0-2-1	13-4-0	10-5-5
CLEMSON	01/19/16	69-62	w	11-4-2	DNP	DNP	6-6-0	0-1-0	12-5-0	20-3-4
SYRACUSE	01/24/16	73-65	w	7-3-2	DNP	0-0-0	6-3-1	0-0-1	16-8-0	21-5-3
at Wake Forest	01/26/16	72-71	w	0-4-2	DNP	10-1-2	2-2-0	4-1-0	17-3-1	28-7-1
at Louisville	01/30/16	63-47	w	5-1-2	0-0-0	6-3-0	9-4-0	0-1-0	13-6-1	13-4-3
BOSTON COLLEGE	02/03/16	61-47	w	5-5-3	0-0-0	3-2-1	4-3-0	3-1-0	10-11-0	27-6-0
at Pitt	02/06/16	64-50	w	6-3-2	0-0-0	8-4-0	4-3-0	3-2-1	4-3-0	21-2-4
VIRGINIA TECH	02/09/16	67-49	w	2-5-5	DNP	0-2-0	10-1-0	4-2-1	16-2-1	12-3-3
at Duke	02/13/16	62-63	L	2-4-1	DNP	3-0-4	8-3-1	3-1-0	12-4-1	18-5-3
NC STATE	02/15/16	73-53	w	6-0-3	DNP	4-1-2	7-3-1	0-0-1	6-5-0	22-1-5
at Miami	02/22/16	61-64	L	0-1-1	DNP	3-5-0	4-3-0	DNP	6-10-0	28-3-0
NORTH CAROLINA	02/27/16	79-74	w	11-3-1	DNP	3-1-3	4-2-0	0-0-0	15-9-0	26-6-3
at Clemson	03/01/16	64-57	w	9-7-1	DNP	9-5-1	0-1-2	0-0-0	11-10-1	18-4-3
LOUISVILLE	03/05/16	68-46	w	4-0-2	0-0-1	0-0-0	15-20-0	6-0-2	15-4-1	17-2-2
vs Georgia Tech	03/10/16	72-52	w	6-5-1	0-1-0	0-1-1	9-1-0	6-0-0	12-8-1	26-3-2
vs Miami	03/11/16	73-68	w	0-1-2	DNP	10-3-0	6-5-0	2-0-0	6-3-1	24-3-4
vs North Carolina	03/12/16	57-61	L	7-2-2	DNP	4-5-1	2-9-0	6-2-0	13-6-0	15-2-4
vs Hampton	03/17/16	81-45	w	0-3-2	DNP	10-1-2	8-6-0	6-3-0	19-7-4	11-2-4
vs Butler	03/19/16	77-69	w	4-5-0	DNP	12-3-1	10-2-0	0-0-0	19-8-1	22-5-5

Opponent	Date	Score		21	24	31	32	33	34	51
				WILKINS,IS	KIRVEN,CAI	REUTER,JAR	PERRANTES,	SALT,JACK	JONES,JEFF	THOMPSON,D
MORGAN STATE	11/13/15	86-48	w	7-4-1	0-0-0	8-6-1	6-3-1	5-3-0	0-0-1	12-6-4
at George Washington	11/16/15	68-73	L	0-3-1	DNP	DNP	5-2-2	0-1-0	DNP	5-2-1
vs Bradley	11/19/15	82-57	w	6-2-0	0-0-0	4-2-2	12-1-8	6-4-0	0-0-0	6-2-1
vs Long Beach State	11/20/15	87-52	w	2-3-3	0-0-0	2-6-1	15-4-2	6-1-0	0-0-0	3-2-1
vs George Mason	11/22/15	83-66	w	2-3-1	DNP	0-0-0	16-4-11	4-1-0	DNP	4-2-0
LEHIGH	11/25/15	80-54	w	6-5-1	2-1-0	0-1-0	6-3-8	0-1-0	0-0-0	12-2-3
at Ohio State	12/01/15	64-58	w	6-5-0	DNP	DNP	DNP	2-1-0	DNP	12-2-6
WILLIAM & MARY	12/05/15	67-52	w	8-3-0	0-0-0	0-0-0	DNP	DNP	0-0-0	12-3-2
vs West Virginia	12/08/15	70-54	w	6-3-1	DNP	0-0-0	13-3-4	2-1-0	DNP	10-2-2
VILLANOVA	12/19/15	86-75	w	5-4-2	DNP	2-1-0	19-4-1	DNP	DNP	11-0-1
CALIFORNIA	12/22/15	63-62	w	5-7-1	DNP	11-2-0	10-3-6	DNP	DNP	5-0-2
OAKLAND	12/30/15	71-58	w	4-8-3	0-0-0	2-0-0	9-0-3	0-0-0	DNP	6-3-1
NOTRE DAME	01/02/16	77-66	w	2-2-4	DNP	DNP	3-5-5	DNP	DNP	7-2-1
at Virginia Tech	01/04/16	68-70	L	6-8-3	DNP	2-2-0	22-3-2	DNP	DNP	0-1-1
at Georgia Tech	01/09/16	64-68	L	2-3-1	DNP	2-0-0	13-4-4	0-2-0	DNP	3-2-2
MIAMI	01/12/16	66-58	w	0-1-1	DNP	DNP	13-4-2	0-3-0	DNP	4-2-3
at Florida State	01/17/16	62-69	L	4-1-1	DNP	DNP	19-4-4	4-1-0	DNP	2-1-1
CLEMSON	01/19/16	69-62	w	10-2-2	DNP	0-1-0	6-6-4	2-2-0	DNP	2-2-2
SYRACUSE	01/24/16	73-65	w	5-5-3	DNP	DNP	16-1-7	2-2-0	DNP	0-0-1
at Wake Forest	01/26/16	72-71	w	0-2-1	DNP	0-0-0	8-4-5	0-0-0	DNP	3-0-1
at Louisville	01/30/16	63-47	w	4-2-1	0-0-0	0-0-0	9-3-5	0-0-0	0-0-0	4-0-2
BOSTON COLLEGE	02/03/16	61-47	w	2-1-1	0-1-0	0-2-0	5-2-4	0-0-0	0-0-0	2-1-1
at Pitt	02/06/16	64-50	w	4-7-5	0-0-0	0-1-0	14-2-3	DNP	0-0-0	0-1-2
VIRGINIA TECH	02/09/16	67-49	w	14-4-1	DNP	0-0-0	6-5-4	DNP	DNP	3-2-3
at Duke	02/13/16	62-63	L	8-5-0	DNP	DNP	8-3-2	DNP	DNP	0-1-1
NC STATE	02/15/16	73-53	w	6-13-3	0-0-0	3-0-0	19-1-5	0-1-0	DNP	0-0-1
at Miami	02/22/16	61-64	L	3-6-0	DNP	4-1-0	9-3-7	DNP	DNP	4-0-2
NORTH CAROLINA	02/27/16	79-74	w	8-5-1	DNP	0-0-0	12-1-6	DNP	DNP	0-0-0
at Clemson	03/01/16	64-57	w	4-2-0	DNP	0-0-0	13-4-4	DNP	DNP	0-0-0
LOUISVILLE	03/05/16	68-46	w	0-2-0	3-0-0	0-0-0	8-4-4	0-0-0	0-0-0	0-0-1
vs Georgia Tech	03/10/16	72-52	w	3-4-3	0-0-0	0-0-0	8-2-8	0-0-0	0-0-0	2-0-1
vs Miami	03/11/16	73-68	w	8-7-0	DNP	DNP	11-2-3	DNP	DNP	6-2-0
vs North Carolina	03/12/16	57-61	L	2-4-1	DNP	DNP	8-2-2	DNP	DNP	0-0-0
vs Hampton	03/17/16	81-45	w	6-4-2	0-1-0	0-0-1	12-4-4	3-0-0	0-0-0	6-0-1
vs Butler	03/19/16	77-69	w	2-3-1	DNP	DNP	8-4-3	DNP	DNP	0-0-0

2015-16 Virginia Basketball
Virginia Game-by-Game Highs (as of Mar 20, 2016)
All games

Opponent	Date	Score	Points	Rebounds	Assists	Steals	Blocked shots
MORGAN STATE	11/13/15	86-48	15-Mike Tobey	8-Mike Tobey	4-Darius Thompson Devon Hall	3-Darius Thompson	1-Mike Tobey London Perrantes Anthony Gill
at George Washington	11/16/15	68-73	28-Malcolm Brogdon	8-Malcolm Brogdon	4-Malcolm Brogdon	2-Malcolm Brogdon London Perrantes	1-Isaiah Wilkins Jack Salt
vs Bradley	11/19/15	82-57	16-Anthony Gill	7-Anthony Gill	8-London Perrantes	2-Anthony Gill Devon Hall London Perrantes	1-Malcolm Brogdon London Perrantes
vs Long Beach State	11/20/15	87-52	17-Marial Shayok	6-Jarred Reuter	7-Malcolm Brogdon	1-Darius Thompson Malcolm Brogdon Devon Hall Anthony Gill	3-Isaiah Wilkins
vs George Mason	11/22/15	83-66	21-Malcolm Brogdon	8-Mike Tobey	11-London Perrantes	1-Jack Salt Darius Thompson Malcolm Brogdon London Perrantes	2-Jack Salt
LEHIGH	11/25/15	80-54	23-Malcolm Brogdon	5-Mike Tobey Devon Hall Isaiah Wilkins	8-London Perrantes	2-Devon Hall Malcolm Brogdon London Perrantes	1-London Perrantes Darius Thompson Devon Hall Mike Tobey Isaiah Wilkins Marial Shayok
at Ohio State	12/01/15	64-58	22-Malcolm Brogdon	8-Anthony Gill	6-Darius Thompson	1-Isaiah Wilkins Marial Shayok	1-Isaiah Wilkins
WILLIAM & MARY	12/05/15	67-52	16-Anthony Gill Malcolm Brogdon	7-Anthony Gill	3-Marial Shayok	4-Darius Thompson Isaiah Wilkins	2-Devon Hall
vs West Virginia	12/08/15	70-54	20-Anthony Gill	12-Anthony Gill	4-London Perrantes	4-Isaiah Wilkins	1-Mike Tobey
VILLANOVA	12/19/15	86-75	22-Anthony Gill	7-Anthony Gill Malcolm Brogdon	6-Malcolm Brogdon	2-Anthony Gill	2-Isaiah Wilkins
CALIFORNIA	12/22/15	63-62	17-Anthony Gill	7-Isaiah Wilkins	6-London Perrantes	2-Malcolm Brogdon	1-Anthony Gill
OAKLAND	12/30/15	71-58	17-Anthony Gill	8-Isaiah Wilkins	5-Malcolm Brogdon	3-Darius Thompson	2-Isaiah Wilkins
NOTRE DAME	01/02/16	77-66	24-Malcolm Brogdon	6-Anthony Gill Mike Tobey	5-London Perrantes	2-Darius Thompson	2-Isaiah Wilkins Mike Tobey
at Virginia Tech	01/04/16	68-70	22-London Perrantes	8-Anthony Gill Isaiah Wilkins	4-Malcolm Brogdon	2-Darius Thompson	4-Isaiah Wilkins
at Georgia Tech	01/09/16	64-68	19-Malcolm Brogdon	7-Mike Tobey	4-London Perrantes	1-Evan Nolle Marial Shayok Malcolm Brogdon Mike Tobey	1-Jack Salt Evan Nolle
MIAMI	01/12/16	66-58	20-Malcolm Brogdon	8-Anthony Gill	3-Anthony Gill Darius Thompson	1-Anthony Gill	1-Mike Tobey Jack Salt Anthony Gill
at Florida State	01/17/16	62-69	19-London Perrantes	5-Malcolm Brogdon	5-Malcolm Brogdon	1-Isaiah Wilkins Malcolm Brogdon London Perrantes Evan Nolle	1-Mike Tobey
CLEMSON	01/19/16	69-62	20-Malcolm Brogdon	6-London Perrantes Mike Tobey	4-London Perrantes Malcolm Brogdon	2-Mike Tobey	2-Mike Tobey
SYRACUSE	01/24/16	73-65	21-Malcolm Brogdon	8-Anthony Gill	7-London Perrantes	4-London Perrantes	1-Mike Tobey
at Wake Forest	01/26/16	72-71	28-Malcolm Brogdon	7-Malcolm Brogdon	5-London Perrantes	3-Malcolm Brogdon	2-Anthony Gill
at Louisville	01/30/16	63-47	13-Anthony Gill Malcolm Brogdon	6-Anthony Gill	5-London Perrantes	2-Malcolm Brogdon Mike Tobey	1-Malcolm Brogdon Darius Thompson Mike Tobey

2015-16 Virginia Basketball
Virginia Game-by-Game Highs (as of Mar 20, 2016)
All games

Opponent	Date	Score	Points	Rebounds	Assists	Steals	Blocked shots
BOSTON COLLEGE	02/03/16	61-47	27-Malcolm Brogdon	11-Anthony Gill	4-London Perrantes	4-Isaiah Wilkins	Isaiah Wilkins Anthony Gill
at Pitt	02/06/16	64-50	21-Malcolm Brogdon	7-Isaiah Wilkins	5-Isaiah Wilkins	1-Malcolm Brogdon Jarred Reuter Darius Thompson London Perrantes Marial Shayok Isaiah Wilkins	1-Darius Thompson Mike Tobey 2-Marial Shayok
VIRGINIA TECH	02/09/16	67-49	16-Anthony Gill	5-London Perrantes Devon Hall	5-Devon Hall	1-Isaiah Wilkins Evan Nolte Marial Shayok London Perrantes	3-Devon Hall
at Duke	02/13/16	62-63	18-Malcolm Brogdon	5-Isaiah Wilkins Malcolm Brogdon	4-Marial Shayok	1-Darius Thompson London Perrantes Devon Hall	1-Marial Shayok
NC STATE	02/15/16	73-53	22-Malcolm Brogdon	13-Isaiah Wilkins	5-London Perrantes Malcolm Brogdon	3-Devon Hall	1-Isaiah Wilkins
at Miami	02/22/16	61-64	28-Malcolm Brogdon	10-Anthony Gill	7-London Perrantes	2-Malcolm Brogdon	4-Anthony Gill
NORTH CAROLINA	02/27/16	79-74	26-Malcolm Brogdon	9-Anthony Gill	6-London Perrantes	2-Malcolm Brogdon Isaiah Wilkins	2-Anthony Gill
at Clemson	03/01/16	64-57	18-Malcolm Brogdon	10-Anthony Gill	4-London Perrantes	3-Anthony Gill	1-Malcolm Brogdon
LOUISVILLE	03/05/16	68-46	17-Malcolm Brogdon	20-Mike Tobey	4-London Perrantes	3-London Perrantes	1-Evan Nolte Devon Hall
vs Georgia Tech	03/10/16	72-52	26-Malcolm Brogdon	8-Anthony Gill	8-London Perrantes	2-Isaiah Wilkins	1-Isaiah Wilkins Anthony Gill Malcolm Brogdon
vs Miami	03/11/16	73-68	24-Malcolm Brogdon	7-Isaiah Wilkins	4-Malcolm Brogdon	2-London Perrantes Darius Thompson Isaiah Wilkins	1-Isaiah Wilkins Mike Tobey
vs North Carolina	03/12/16	57-61	15-Malcolm Brogdon	9-Mike Tobey	4-Malcolm Brogdon	2-Malcolm Brogdon	1-Isaiah Wilkins Anthony Gill Devon Hall
vs Hampton	03/17/16	81-45	19-Anthony Gill	7-Anthony Gill	4-Malcolm Brogdon London Perrantes Anthony Gill	2-Anthony Gill	3-Mike Tobey
vs Butler	03/19/16	77-69	22-Malcolm Brogdon	8-Anthony Gill	5-Malcolm Brogdon	2-Malcolm Brogdon	1-Isaiah Wilkins Malcolm Brogdon

Individual Career History

Justice Bartley

			Total		3-Point		F-Throws		Rebounds											Scoring	
Season	gp-gs	min/avg	fg-fga	pct	fg-fga	pct	ft-fta	pct	off	def	tot	avg	pf	fo	ast	to	blk	stl	pts	avg	
2015-16	8-0	12/1.5	0-2	.000	0-0	.000	0-0	.000	1	2	3	0.4	1	0	1	5	0	0	0	0.0	
TOTAL	8-0	12/1.5	0-2	.000	0-0	.000	0-0	.000	1	2	3	0.4	1	0	1	5	0	0	0	0.0	

Malcolm Brogdon

			Total		3-Point		F-Throws		Rebounds											Scoring	
Season	gp-gs	min/avg	fg-fga	pct	fg-fga	pct	ft-fta	pct	off	def	tot	avg	pf	fo	ast	to	blk	stl	pts	avg	
2011-12	28-1	626/22.4	63-159	.396	22-68	.324	40-50	.800	14	64	78	2.8	38	0	38	44	3	14	188	6.7	
2013-14	37-37	1163/31.4	150-363	.413	44-119	.370	126-144	.875	33	168	201	5.4	71	0	101	53	5	44	470	12.7	
2014-15	34-34	1105/32.5	158-374	.422	44-128	.344	116-132	.879	16	118	134	3.9	65	1	81	58	14	24	476	14.0	
2015-16	35-35	1189/34.0	224-476	.471	74-184	.402	129-145	.890	18	123	141	4.0	71	1	103	50	7	32	651	18.6	
TOTAL	134-107	4083/30.5	595-1372	.434	184-499	.369	411-471	.873	81	473	554	4.1	245	2	323	205	29	114	1785	13.3	

Anthony Gill

			Total		3-Point		F-Throws		Rebounds											Scoring	
Season	gp-gs	min/avg	fg-fga	pct	fg-fga	pct	ft-fta	pct	off	def	tot	avg	pf	fo	ast	to	blk	stl	pts	avg	
2013-14	37-6	733/19.8	111-189	.587	0-0	.000	96-153	.627	49	99	148	4.0	77	0	16	41	20	11	318	8.6	
2014-15	34-30	859/25.3	142-244	.582	0-1	.000	111-164	.677	102	118	220	6.5	74	1	29	39	16	29	395	11.6	
2015-16	35-35	985/28.1	177-312	.567	2-2	1.000	120-161	.745	79	137	216	6.2	80	2	26	38	18	21	476	13.6	
TOTAL	106-71	2577/24.3	430-745	.577	2-3	.667	327-478	.684	230	354	584	5.5	231	3	71	118	54	61	1189	11.2	

Devon Hall

			Total		3-Point		F-Throws		Rebounds											Scoring	
Season	gp-gs	min/avg	fg-fga	pct	fg-fga	pct	ft-fta	pct	off	def	tot	avg	pf	fo	ast	to	blk	stl	pts	avg	
2014-15	23-1	244/10.6	16-40	.400	5-15	.333	5-11	.455	2	15	17	0.7	18	0	18	12	1	9	42	1.8	
2015-16	35-18	749/21.4	55-144	.382	20-59	.339	24-31	.774	8	84	92	2.6	49	0	62	31	8	16	154	4.4	
TOTAL	58-19	993/17.1	71-184	.386	25-74	.338	29-42	.690	10	99	109	1.9	67	0	80	43	9	25	196	3.4	

Jeff Jones

			Total		3-Point		F-Throws		Rebounds											Scoring	
Season	gp-gs	min/avg	fg-fga	pct	fg-fga	pct	ft-fta	pct	off	def	tot	avg	pf	fo	ast	to	blk	stl	pts	avg	
2013-14	10-0	21/2.1	1-3	.333	0-1	.000	1-3	.333	0	5	5	0.5	0	0	0	1	1	1	3	0.3	
2014-15	8-0	13/1.6	2-4	.500	0-0	.000	0-0	.000	3	1	4	0.5	3	0	0	0	0	1	4	0.5	
2015-16	11-0	18/1.6	0-4	.000	0-4	.000	0-0	.000	0	0	0	0.0	4	0	1	1	0	0	0	0.0	
TOTAL	29-0	52/1.8	3-11	.273	0-5	.000	1-3	.333	3	6	9	0.3	7	0	1	2	1	2	7	0.2	

Caid Kirven

			Total		3-Point		F-Throws		Rebounds											Scoring	
Season	gp-gs	min/avg	fg-fga	pct	fg-fga	pct	ft-fta	pct	off	def	tot	avg	pf	fo	ast	to	blk	stl	pts	avg	
2012-13	6-0	13/2.2	0-2	.000	0-0	.000	0-0	.000	0	3	3	0.5	1	0	0	3	0	0	0	0.0	
2013-14	13-0	27/2.1	2-4	.500	0-0	.000	0-0	.000	1	1	2	0.2	1	0	0	1	0	0	4	0.3	
2014-15	10-0	18/1.8	1-2	.500	0-0	.000	0-0	.000	2	2	4	0.4	1	0	0	1	0	0	2	0.2	
2015-16	13-0	19/1.5	2-5	.400	1-3	.333	0-0	.000	1	2	3	0.2	2	0	0	1	0	0	5	0.4	
TOTAL	42-0	77/1.8	5-13	.385	1-3	.333	0-0	.000	4	8	12	0.3	5	0	0	6	0	0	11	0.3	

Evan Nolte

			Total		3-Point		F-Throws		Rebounds											Scoring	
Season	gp-gs	min/avg	fg-fga	pct	fg-fga	pct	ft-fta	pct	off	def	tot	avg	pf	fo	ast	to	blk	stl	pts	avg	
2012-13	35-8	694/19.8	65-157	.414	42-108	.389	26-33	.788	21	63	84	2.4	78	2	36	21	16	27	198	5.7	
2013-14	32-0	297/9.3	26-66	.394	17-51	.333	19-26	.731	7	20	27	0.8	27	0	8	10	3	7	88	2.8	
2014-15	33-11	590/17.9	35-99	.354	21-76	.276	10-16	.625	8	43	51	1.5	46	0	23	15	5	19	101	3.1	
2015-16	32-1	285/8.9	23-58	.397	12-37	.324	6-10	.600	7	18	25	0.8	25	0	11	9	6	7	64	2.0	
TOTAL	132-20	1866/14.1	149-380	.392	92-272	.338	61-85	.718	43	144	187	1.4	176	2	78	55	30	60	451	3.4	

Individual Career History

London Perrantes

			Total		3-Point		F-Throws		Rebounds											Scoring	
Season	gp-gs	min/avg	fg-fga	pct	fg-fga	pct	ft-fta	pct	off	def	tot	avg	pf	fo	ast	to	blk	stl	pts	avg	
2013-14	37-33	1105/29.9	61-159	.384	38-87	.437	43-50	.860	8	73	81	2.2	62	0	140	40	4	33	203	5.5	
2014-15	32-32	1065/33.3	67-189	.354	30-95	.316	42-54	.778	7	77	84	2.6	42	0	148	49	7	25	206	6.4	
2015-16	33-33	1090/33.0	115-263	.437	70-146	.479	61-76	.803	14	86	100	3.0	40	0	143	61	3	35	361	10.9	
TOTAL	102-98	3260/32.0	243-611	.398	138-328	.421	146-180	.811	29	236	265	2.6	144	0	431	150	14	93	770	7.5	

Jarred Reuter

			Total		3-Point		F-Throws		Rebounds											Scoring	
Season	gp-gs	min/avg	fg-fga	pct	fg-fga	pct	ft-fta	pct	off	def	tot	avg	pf	fo	ast	to	blk	stl	pts	avg	
2015-16	25-0	121/4.8	16-35	.457	0-0	.000	8-10	.800	10	15	25	1.0	24	1	5	6	0	1	40	1.6	
TOTAL	25-0	121/4.8	16-35	.457	0-0	.000	8-10	.800	10	15	25	1.0	24	1	5	6	0	1	40	1.6	

Jack Salt

			Total		3-Point		F-Throws		Rebounds											Scoring	
Season	gp-gs	min/avg	fg-fga	pct	fg-fga	pct	ft-fta	pct	off	def	tot	avg	pf	fo	ast	to	blk	stl	pts	avg	
2015-16	21-9	138/6.6	17-33	.515	0-0	.000	2-6	.333	14	10	24	1.1	25	0	0	10	5	1	36	1.7	
TOTAL	21-9	138/6.6	17-33	.515	0-0	.000	2-6	.333	14	10	24	1.1	25	0	0	10	5	1	36	1.7	

Marial Shayok

			Total		3-Point		F-Throws		Rebounds											Scoring	
Season	gp-gs	min/avg	fg-fga	pct	fg-fga	pct	ft-fta	pct	off	def	tot	avg	pf	fo	ast	to	blk	stl	pts	avg	
2014-15	34-1	496/14.6	47-116	.405	19-50	.380	17-27	.630	8	53	61	1.8	44	0	35	21	10	19	130	3.8	
2015-16	33-8	498/15.1	56-113	.496	17-38	.447	15-27	.556	8	51	59	1.8	52	1	38	25	5	11	144	4.4	
TOTAL	67-9	994/14.8	103-229	.450	36-88	.409	32-54	.593	16	104	120	1.8	96	1	73	46	15	30	274	4.1	

Darius Thompson

			Total		3-Point		F-Throws		Rebounds											Scoring	
Season	gp-gs	min/avg	fg-fga	pct	fg-fga	pct	ft-fta	pct	off	def	tot	avg	pf	fo	ast	to	blk	stl	pts	avg	
2015-16	35-10	631/18.0	53-103	.515	14-39	.359	26-36	.722	8	35	43	1.2	52	1	51	30	6	26	146	4.2	
TOTAL	35-10	631/18.0	53-103	.515	14-39	.359	26-36	.722	8	35	43	1.2	52	1	51	30	6	26	146	4.2	

Mike Tobey

			Total		3-Point		F-Throws		Rebounds											Scoring	
Season	gp-gs	min/avg	fg-fga	pct	fg-fga	pct	ft-fta	pct	off	def	tot	avg	pf	fo	ast	to	blk	stl	pts	avg	
2012-13	30-2	416/13.9	87-164	.530	3-5	.600	27-34	.794	34	52	86	2.9	40	0	13	21	18	3	204	6.8	
2013-14	37-28	668/18.1	99-206	.481	1-3	.333	38-56	.679	70	69	139	3.8	73	0	11	34	39	9	237	6.4	
2014-15	34-11	582/17.1	93-181	.514	0-1	.000	47-63	.746	66	106	172	5.1	66	1	12	26	22	9	233	6.9	
2015-16	35-7	543/15.5	106-178	.596	2-9	.222	29-47	.617	50	100	150	4.3	74	1	14	24	20	10	243	6.9	
TOTAL	136-48	2209/16.2	385-729	.528	6-18	.333	141-200	.705	220	327	547	4.0	253	2	50	105	99	31	917	6.7	

Isaiah Wilkins

			Total		3-Point		F-Throws		Rebounds											Scoring	
Season	gp-gs	min/avg	fg-fga	pct	fg-fga	pct	ft-fta	pct	off	def	tot	avg	pf	fo	ast	to	blk	stl	pts	avg	
2014-15	28-0	264/9.4	19-48	.396	2-3	.667	6-11	.545	19	50	69	2.5	26	0	11	15	18	5	46	1.6	
2015-16	35-19	747/21.3	66-127	.520	0-3	.000	28-45	.622	52	91	143	4.1	68	0	49	25	28	28	160	4.6	
TOTAL	63-19	1011/16.0	85-175	.486	2-6	.333	34-56	.607	71	141	212	3.4	94	0	60	40	46	33	206	3.3	



2016 NCAA DIVISION I MEN'S BASKETBALL CHAMPIONSHIP BRACKET

PRESENTED BY



Official Candy Partner of the NCAA

First Round
MARCH 17-18

Second Round
MARCH 19-20

Regional
Semifinals
MARCH 24-25

Regional
Finals
MARCH 26-27

National
Semifinals
APRIL 2

National
Semifinals
APRIL 2

Regional
Finals
MARCH 26-27

Regional
Semifinals
MARCH 24-25

Second Round
MARCH 19-20

First Round
MARCH 17-18

FIRST FOUR

11 Vanderbilt (19-13) 50	16 FGCU (20-13) 96	DAYTON MARCH 15-16	67 Michigan (22-12) 11	59 Holy Cross (14-19) 16
11 Wichita St. (24-8) 70	16 FDU (18-14) 65		62 Tulsa (20-11) 11	55 Southern U. (22-12) 16
S			E	W

Watch On
truTV



FINAL FOUR HOUSTON APRIL 2 AND 4

NATIONAL CHAMPIONSHIP APRIL 4

SOUTH LOUISVILLE March 26

1 Kansas (30-4) 105	1 Kansas 73	1 Kansas	Mar 24
16 Austin Peay (18-17) 79	Des Moines		
8 Colorado (22-11) 67	9 UConn 61		
9 UConn (24-10) 74			
5 Maryland (25-8) 79	5 Maryland 73	5 Maryland	
12 S. Dakota St. (26-7) 74	Spokane		
4 California (23-10) 66	13 Hawai'i 60		
13 Hawai'i (27-5) 77			
6 Arizona (25-8) 55	11 Wichita St. 57	3 Miami (Fla.)	Mar 24
11 Wichita St. 65	Providence		
3 Miami (Fla.) (25-7) 79	3 Miami (Fla.) 65		
14 Buffalo (20-14) 72			
7 Iowa (21-10) 72	7 Iowa 68	2 Villanova	
10 Temple (21-11) 70	Brooklyn		
2 Villanova (29-5) 86	2 Villanova 87		
15 UNC Asheville (22-11) 56			
1 Oregon (28-6) 91	1 Oregon 69	1 Oregon	Mar 24
16 Holy Cross 52	Spokane		
8 Saint Joseph's (27-7) 78	8 Saint Joseph's 64		
9 Cincinnati (22-10) 76			
5 Baylor (22-11) 75	12 Yale 64	4 Duke	
12 Yale (22-6) 79	Providence		
4 Duke (23-10) 93	4 Duke 71		
13 UNCW (25-7) 85			
6 Texas (20-12) 72	11 UNI 88	3 Texas A&M	Mar 24
11 UNI (22-12) 75	Oklahoma City		
3 Texas A&M (26-8) 92	3 Texas A&M 92		
14 Green Bay (23-12) 65			
7 Oregon St. (19-12) 67	10 VCU 81	2 Oklahoma	
10 VCU (24-10) 75	Oklahoma City		
2 Oklahoma (25-7) 82	2 Oklahoma 85		
15 CSUB (24-8) 68			

EAST PHILADELPHIA March 27

85 North Carolina 1	83 North Carolina (28-6) 1
Raleigh	67 FGCU 16
66 Providence 9	69 Southern Cal. (21-12) 8
	70 Providence (23-10) 9
	99 Indiana (25-7) 5
73 Indiana 5	74 Chattanooga (29-5) 12
Des Moines	85 Kentucky (26-8) 4
67 Kentucky 4	57 Stony Brook (26-6) 13
	70 Notre Dame (21-11) 6
	63 Michigan 11
76 Notre Dame 6	56 West Virginia (26-8) 3
Brooklyn	70 SFA (27-5) 14
75 SFA 14	47 Wisconsin (20-12) 7
	43 Pittsburgh (21-11) 10
66 Wisconsin 7	71 Xavier (27-5) 2
St. Louis	53 Weber St. (26-8) 15
63 Xavier 2	
	81 Virginia (26-7) 1
	45 Hampton (21-10) 16
77 Virginia 1	61 Texas Tech (19-12) 8
Raleigh	71 Butler (21-10) 9
69 Butler 9	83 Purdue (26-8) 5
	85 Little Rock (29-4) 12
61 Little Rock 12	94 Iowa St. (21-11) 4
Denver	81 Iona (22-10) 13
78 Iowa St. 4	52 Seton Hall (25-8) 6
	68 Gonzaga (26-7) 11
	80 Utah (26-8) 3
	69 Fresno St. (25-9) 14
	51 Dayton (25-7) 7
	70 Syracuse (19-13) 10
	81 Michigan St. (29-5) 2
	90 Middle Tenn. (24-9) 15
75 Syracuse 10	
St. Louis	
50 Middle Tenn. 15	

#MarchMadness

Watch the tournament on these networks
or online at NCAA.COM/MARCHMADNESS



March 17 and 18 first-/second-round sites: Denver, Des Moines, Providence, Raleigh. March 18 and 20 first-/second-round sites: Brooklyn, Oklahoma City, Spokane, St. Louis.
March 24 and 26 regional sites: Anaheim, Louisville. March 25 and 27 regional sites: Chicago, Philadelphia.



The NCAA opposes all forms of sports wagering

UVA standout Malcolm Brogdon has dreams beyond the NBA: fighting world poverty and hunger

By Laken Litman, USA Today (USAToday.com)

October 15, 2015

There might not be a more perfect nickname for Malcolm Brogdon than the one his two older brothers gave him years ago.

They call the Virginia guard Humble Moses. It makes sense because Brogdon is modest and his middle name is Moses. He's also a leader.

The redshirt senior, who was a first-team All-Atlantic Coast Conference pick last season while averaging 14 points a game and played for Team USA in the Pan American Games this summer, is entering his fifth and final year at Virginia, which is ranked sixth in the Preseason Coaches Poll. In this time, he's helped coach Tony Bennett restore a program that regularly competes among the ACC's elite and for national titles.

And while putting in work on the court, Brogdon also has been pursuing his master's degree in public policy from the renowned Frank Batten School of Leadership and Public Policy.

Somehow, he finds the time.

"People don't realize how motivated he is," Bennett says. "I think his nickname is awesome because Moses was one of the humblest men. He was the prince of Egypt and had great courage going to Pharaoh. That's like Malcolm. He's very driven, very purposeful in what he does, but he has a humility and is unaffected by things that come his way. He has a plan, and he's going to stay true to who he is.

"He knows what his future is about, and he's going to make a difference."

That future consists of a career in the NBA — he's listed as a second-round pick in some mock drafts but could improve his stock this season — and using the money he earns to fulfill a deeper passion: creating a non-governmental organization (NGO) to help alleviate poverty and hunger in third-world countries.

When Brogdon was 10, he went to Ghana with his family for three weeks. Five years later, he went to Malawi with his grandparents on a mission trip where they delivered school supplies to children. The trips changed his life.

"It made me realize what I have, what we have as a country, what we take for granted, and what people in other countries really need," Brogdon says. "Before I went to Ghana I was really young, but I hadn't realized people were actually starving every day. That just never occurred to me. That experience was really shocking and compelling for me. It made me really want to make a change when I was able to and had the resources to."

In his graduate school classes, Brogdon is learning the processes he'd have to go through to establish a clean water system in Uganda, for example. He's taking a class called Congress 101 as well as Psychology of Leadership. Brogdon has thought about working for the Clinton Foundation or the Bill and Melinda Gates Foundation to gain more experience in how NGOs with a lot of money work, so he perhaps could build one from the ground up some day.

"When I first tell them, they're surprised. But now they understand that I'm trying to go after my dreams," he says about what his teammates and coaches think of his plans. "I have dreams after basketball. There are issues I want to attack in the real world."

Bennett's support runs deep. It's one of the reasons Brogdon committed to Virginia. He knew the coach would allow him to take full advantage of the academic opportunities.

Bennett changes the team's practice schedule to accommodate Brogdon's classes. He has 2 1/2-hour seminars that are offered once a week and can't change, so Bennett is flexible.

"To me, it's worth it," Bennett says. "Malcolm has been such an important part of this program, and if we can help serve him, we can make some adjustments."

Brogdon's days are jam-packed, and there's not much downtime. He says he gets perhaps one or two hours to himself at night and watches movies to decompress.

Brogdon lives alone in prestigious on-campus housing units in a building originally designed and built by Thomas Jefferson. Hundreds of students apply for 40 spots in Jefferson's Academical Village — which is called The Range

MORE

for graduate students — and are chosen by a selection committee. According to the UVa website, this area of housing is reserved for the university's most accomplished graduate students, some of whom are pursuing careers as physicists, lawyers or surgeons. Edgar Allan Poe lived on The Range in 1826.

Each Range room is humbly furnished with a twin bed, desk, chair, dresser and there's a rocking chair outside. There's a phone and Ethernet port with high-speed Internet, and a sink to brush your teeth. There's no air conditioning and a radiator that works sometimes. Bathrooms are walking distance.

Brogdon is the first scholarship athlete to live on The Range in Bennett's time at Virginia.

Last season didn't turn out as planned for the Cavaliers. They ran out to a 19-0 record and a No. 2 ranking and finished the regular season 28-2. But UVa lost its ACC tournament semifinal vs. North Carolina (tied for No. 1 in the Coaches Poll) and was booted from the NCAA tournament by seventh-seeded Michigan State (No. 13) in the Round of 32.

"I really think that was a mental lapse, and that comes from fatigue," Brogdon says. "We have to sustain what we do during the regular season. The postseason is when everything counts. The last two years we've relaxed after having great regular seasons. We need more of a drive."

The good news for the Cavaliers is that nearly everyone is coming back and the program is starting out in the Top 10. Brogdon thinks it's the best team Virginia has had in his time there.

"We're well-rounded from top to bottom," he says. "We have veterans, we have transfers that can play, not many freshmen, a strong senior class with good leadership, and we know what to expect. We have a defense that will carry us and a team that believes in ourselves."

And Humble Moses will be the leader.

"He has command. A powerful voice," Bennett says. "He's a strong man in so many ways. He's well-respected by his peers. I see it."

"He's taking guys with him like, 'We're going to work out in the morning. I'm going to show you how to work out, how to drive.'"

"To me, that's next-level leadership."

END

Elder statesman Gill leads with a smile

By Jeff White, VirginiaSports.com

October 29, 2015

CHARLOTTE, N.C. -- He's 23 years old and has been in college for how many years? Four? Five? Six?

"Forever," **Anthony Gill** said. Then he flashed his trademark smile Wednesday morning in a Ritz-Carlton conference room.

"Not as long as Malcolm," Gill said, glancing to his left, where University of Virginia teammate **Malcolm Brogdon** sat in front of a group of reporters.

"I feel like Malcolm's been playing since Ralph Sampson was, back in the day. But, yeah, it does feel like I've been here for a long time. It's been a fun experience. I've been through a lot of battles, a lot of wars, and I'm looking forward to this last year."

In college football, fifth-year seniors are common. Not so in college basketball, but the Cavaliers have two, Brogdon and Gill, who rank among the nation's best players.

At ACC Operation Basketball, Brogdon was named the conference's preseason co-player of the year (along with North Carolina senior Marcus Paige) on Wednesday. Gill was voted onto the preseason All-ACC second team.

Each sat out the 2012-13 season at UVA: Brogdon while recovering from foot surgery, and Gill after transferring in from South Carolina.

"That year for me was big," Gill, a native of High Point, told reporters Wednesday at the ACC's annual media day for men's hoops.

"It really helped me develop my offensive game. I didn't really grow that much defensively that year, but offensively I was able to really understand who I was as a player and what I needed to do to score the ball and help my team.

"Off the court, I really grew in my faith, and in that way Coach [Ritchie] McKay and Coach [Brad] Soucie were big mentors for me. I'm sad to see that they're both gone now" -- McKay is head coach at Liberty, where his assistants include Soucie -- "but I'm really happy for them. They were a big part of my life and helped me grow as a person into who I am to this day."

The 6-8, 230-pound Gill is a person to whom others naturally gravitate, in part because he's perpetually upbeat and refuses to take himself too seriously.

"It's always nice to have a leader on the team that is not always serious, that can be personable, can laugh, can have fun," said Brogdon, a 6-5 guard who was a second-team All-American in 2014-15. "And that's A.G. He's the goofiest."

Gill said: "A lot of times people forget that this is a game. We take it so seriously a lot of the time ... There's certain times you have to be stern with [teammates] and let them know this is serious and we have to do this, but it's also a game.

"That's my goal, to lead this team and to make sure they're having fun while they're doing it."

And that's fine with head coach **Tony Bennett**.

"I think it's a good message," Bennett said. "You have to be able to enjoy it. What's the line from *The Shining*? All work and no play makes Jack a dull boy."

Bennett recently read an interview with Gregg Popovich in which the San Antonio Spurs' coach was asked what qualities he looks for in players.

"No. 1, he said, 'I look for players with a sense of humor, that don't take themselves too seriously, can make fun of

themselves, enjoy it and have fun,' " Bennett told reporters. "I thought of Anthony right away, but I think that's a good way to be, because even as coaches we have fun."

Do not, however, mistake Gill's playfulness for a lack of commitment. Like Brogdon, Gill is relentless on the court, whether he's pursuing rebounds or driving to the basket or playing his part in the Cavaliers' rugged Pack-Line defense.

"When we step in between the lines, it's time to work," said Brogdon, who, incidentally, is about three months younger than Gill.

"A.G.'s personality is aggressive and fierce, basketball-wise ... And a lot of the time it's me and him going at it in practice. We're always on the opposite team, and we go at each other."

Gill's story is a familiar one to many UVA fans. At Charlotte Christian School, he was a class behind [Akil Mitchell](#), who went on to have an outstanding career at Virginia. Gill signed with South Carolina as a Charlotte Christian senior and started 26 games for the Gamecocks in 2011-12, averaging 7.6 points and 4.7 rebounds.

South Carolina changed coaches after his freshman season, though, and Gill decided to transfer. He also considered Ohio State and North Carolina before choosing Virginia.

His transition from one Division I program to another was not seamless.

"Every school tells you that they play defense," Gill said Wednesday, smiling, "but once you get here to UVA, you actually have to play defense."

And that was not his forte early in his Virginia career. As a redshirt sophomore in 2013-14, Gill averaged 8.6 points and 4.0 rebounds and shot a team-high 58.7 percent from the floor. He averaged 19.8 minutes per game, but he would have played more had his defense consistently met Bennett's standards.

In 2014-15, on a team that led the nation in scoring defense, Gill showed marked improvement at that end of the floor. In voting by ACC coaches, Gill was named to the league's all-defensive team.

"To a lot of people, it came as a shock," Gill said of his honor. "But I really worked hard for that. I wanted to be a great defender. Coach Bennett's system, the first year I played in it, he would never have imagined that I would have been on that list.

"But I really worked hard on it. I want to be someone Coach Bennett can look at and say, 'I know he's going to play defense. I know he's going to lock him up. He's not going to struggle guarding this person.' "

His teammates deserve credit, too, Gill said. Players such as Mitchell, [Joe Harris](#) and [Darion Atkins](#) "pushed me every day to be a great defender and not let me be just mediocre," Gill said.

Bennett said Gill has "definitely made strides, and he's become more explosive and athletic, and he understands that's going to help us win, and it's going to help him. So he has definitely improved, and he still has some [room for improvement]."

An anthropology major, Gill is engaged to his high school sweetheart, Jenna Jamil, and their wedding is set for early next April, less than a week after the NCAA championship game.

Virginia entered the NCAA tournament as a No. 1 seed in 2013-14 and a No. 2 seed in 2014-15. Each season, though, Michigan State ended UVA's postseason run. The Spartans ousted the Cavaliers in the Sweet Sixteen in 2014 and in the round of 32 last season.

Those games still motivate him, Gill said, but it's not "so much the fact that Michigan State beat us, it's the fact that we lost. I want to go as far as I can in the tournament. That's what we all want to do: me and Malcolm, [Mike Tobey](#), [Evan Nolte](#), [Caid Kirven](#). This is our last year, and we want to go far in the tournament."

In the ACC preseason poll released Wednesday, Virginia was picked to finish second in the conference, behind UNC. The Cavaliers have won back-to-back ACC regular-season titles, finishing 30-7 overall in 2013-14 and 30-4 in 2015-16.

Virginia, ranked No. 6 in the preseason USA Today coaches' poll, wants to take another step forward in 2015-16.

"Not to overshadow anything we did last year with the 30 wins, or anything like that, but we want to go further in the [NCAA] tournament," Gill said. "It's just one of the goals we have as a team."

Their NCAA tourney disappointments have taught the `Hoos that there's "no second chance," Gill said. "We played Michigan State two years in a row, and both times they got an early lead on us, and that's not what we want to have. We want to be able to have a team that's jumping out on people, and not having a team that has to fight back from the deficit."

END

Malcolm Brogdon knows his impact can extend well beyond the hardwood

By David Gardner, *Sports Illustrated (SI.com)*

October 30, 2015

About six months ago, Malcolm Brogdon mulled leaving Virginia for the NBA. At ACC Media Day prior to the season he had promised that he would return for a fifth season no matter what—that it was “set in stone.” But still, he wanted to consider all his options this spring. Had he accomplished all he could at Virginia? He had bounced back from a broken foot suffered his freshman year to start 71 consecutive games in two seasons, earning All-ACC honors twice and becoming a second-team All-America a year ago. He was weeks away from graduating with a history degree, too. But when he called his mother to seek advice, she reminded him that he had unfinished business.

His thoughts first turned to an elusive national championship. For all the Cavaliers' regular-season success, the NCAA tournament had been cruel the past two seasons. As a No. 1 seed in 2014 and a No. 2 seed last year, they were bounced by Michigan State in the Sweet 16 and second round, respectively. They lost both games by a combined seven points. But Jann Adams, Brogdon's mom, wasn't thinking of trophies when she asked her son to stay. She was thinking about his education, which she deemed far from finished. She wanted him to stay to get his graduate degree.

“In my family, graduating and getting your bachelor's is just the beginning,” Brogdon says. “It's only expected. You're underachieving if you don't strive for more than that.”

Brogdon's great-grandparents were college educated. His grandfather on his mother's side has a master's in divinity, and his grandmother a doctorate in education. His father, Mitchell, is a lawyer and mediator in Atlanta; his mother has a Ph.D. in clinical psychology and is the associate provost for faculty at Morehouse College. His oldest brother, Gino, is a practicing attorney in Atlanta. His other brother, John, is also in law school at Howard. And every one of them believes that Malcolm is the most dedicated and driven member of the family.

It's a sentiment that his teammates and coaches echo as well. No one was surprised when Brogdon decided to stay for a graduate senior season, but everyone—especially coach Tony Bennett—was grateful. In his house, Brogdon is sometimes called Humble Moses, a riff on his most notable attribute and his middle name. But around the locker room, he's picked up another nickname: president. It's partly a joke about how carefully he speaks and how intensely he approaches everything from practice to academics. But it's also a serious reflection by those around him that his most significant accomplishments will likely come off the court.

When he was about 10 years old, Brogdon went with his family to Ghana. Although his family holds a strong Christian faith—that grandfather with a divinity degree is a pastor—this trip was designed to be more educational and service-oriented than spiritual. Most nights, they'd listen to lectures on the country's history; during the day, they either toured the capital, Accra, or worked at a daycare facility.

It didn't take Brogdon long to see the differences between what he'd grown up with and the situation for the children here. When he played them in soccer—his favorite sport at the time—he noticed that few of his opponents wore shoes. And they had to stop playing every day when the region's trash was dumped not 20 feet from the school.

But the most powerful experience came near the end of the trip, as they were boarding a bus to leave a university tour. It was near lunchtime, and everyone was hungry. The tour guide had prepared sack lunches of rice and chicken and distributed them to the group. Outside the bus, children were banging on the windows, begging for something to eat. The adults decided that they would give their lunches away, but they didn't make the children follow suit—instead, they let them decide for themselves. Brogdon and his brothers reached out the windows and offered their lunches.

“As a young kid, you don't want to give up your food,” he says. “But then you realize that they're really hungry, and they really don't have anything. No one should be living like that. It's not fair.”

The entire family was transformed by that trip. Brogdon is the baby of the family, and it took some time for his feelings to manifest into action. But it wasn't more than four years before he returned to Africa, this time to Malawi on a missions trip. He had a sense even then that he wanted to devote his life to helping others, but he wasn't sure how that would work yet. In the interim, he focused on school and sports.

He quit soccer in eighth grade so he could focus solely on basketball. Around that time, his parents divorced, and Adams assumed most of the responsibility for Malcolm's extracurricular activities. She had a rule for her sons—as long as they maintained a B average in school, she would let them invest however much time they wanted in any other activity. Gino chose wrestling and football while John and Malcolm focused on basketball. Malcolm, as usual, was the most serious. He would wake up 5:30 a.m. to have breakfast and then work out with a personal trainer. After school, he'd have practice, then take practice shots for hours before coming in to do his homework and watch

MORE

basketball on TV. “When he decided this was the path for him,” Gino says, “he committed to it completely. He ate, slept and breathed basketball.”

In the summer of 2010, he met Bennett, who had just become Virginia’s coach in 2009, at Peach Jam. Bennett thought it might be too late to get Brogdon, a 6’5” guard who held offers mainly from mid-major programs at the time but hadn’t yet committed. He called Brogdon anyway. “You could round it up to 10, but it couldn’t have taken more than eight minutes into our first conversation for the both of us to know that this was right,” Bennett says now. “I came to Virginia to be able to recruit players like Malcolm.”

His grandmother Dolly had wanted him to go to Harvard, to which he had an offer, but he felt that Virginia would give him the best combination of education and elite basketball competition. He also made the decision for practical purposes: Ivy League schools don’t offer scholarships, but ACC schools do. Although his parents would have gladly paid for him to go to Harvard, he wouldn’t allow it. “He was always like that,” Gino says. “Even when he was in high school, he would evaluate the cost and benefit of working out with trainers. If they weren’t helping him enough, he would stop working with them because he didn’t want to waste our mom’s money.”

After becoming Georgia’s Mr. Basketball as a senior, Brogdon enrolled at Virginia. He played 28 games his freshman year before breaking a bone in his foot in March and missing the final two games of the year and the postseason. The injury was so bad that he had to redshirt the following season as well. “My surgeon told me that most people don’t come back from this injury—it’s in a part of your foot where you get very little blood circulation and it’s very hard to heal perfectly. The chances were low I could come back.”

As he pondered a life without basketball, he and Bennett discussed the Bible’s book of Job. In the story, Job loses everything from his family to his wealth to his health, but maintains his faith. Brogdon realized in that year how much basketball meant to him—that he would pursue it as long as possible but that it wouldn’t define his entire life. He decided then that he would use his extra year of eligibility to earn a graduate degree. “That injury really opened up doors and opportunities for me that I couldn’t have seen without it,” Brogdon says. “I’m very thankful for it now.”

After the 2014 season, during which Brogdon averaged a team-leading 12.7 points, 5.4 rebounds, 2.7 assists and 1.2 steals in 31.4 minutes a game, he and his brothers joined their mother on a trip to Brazil. Adams had been working on an international science training program there and decided to bring the boys along for a family trip where they could all experience another country together as adults.

There’s a joke among the Brogdon boys that Malcolm has no personality. Mostly, it’s a result of John’s and Gino’s strong personalities swelling over Malcolm’s, but it’s also a result of Malcolm’s intense focus on his goals.

“Sometimes I sound like Allen Iverson when I’m trying to get him to go out with us at nights,” Gino says. “I’m like, you’re talking about not going out because of *practice*. Not a game, but *practice*. But we did manage to get him to go out with us a couple times in Brazil.”

When Brogdon saw the poverty in the favelas of Rio de Janeiro right next to hotels that he knew would make hundreds of thousands of dollars a night at the Olympics and World Cup in the following years, it solidified in his mind what he wanted to do after basketball—start a non-profit or NGO (non-governmental organization). “After basketball is over, I want all my energy to go to that,” Brogdon says. “That’s my true passion. I want to transform people’s lives in third-world countries—give them clean water and food.”

This season, Brogdon is enrolled in Virginia’s prestigious Batten School of Leadership and Public Policy. He also lives on the Range, an exclusive graduate housing community designed by Thomas Jefferson to be a place where professors and deans and students would interact daily. And he’s also the unquestioned leader of Virginia’s basketball team, which SI.com projects to compete with Duke and North Carolina for the ACC title. It also projects Brogdon to lead the Cavs in scoring for the second season in a row.

The balance of basketball and school keeps him plenty busy. He wakes up at 7:30 and is usually the first player at the gym. He works out till 10:30 then goes to class from 11 a.m. to 1:30 p.m. or 11:30 a.m. to 2 p.m. His 2.5-hour blocks of class forced Bennett to alter the team’s practice schedule, but he was happy to accommodate. After class, Brogdon eats and goes to practice from 3 p.m. to 5:30 p.m. Then it’s another meal before heading back to class from 7 p.m. to 9:30 p.m. If he has an hour or two to watch something on Netflix at the end of the day, he’s lucky.

But despite how busy he is, he's always looking for more opportunities to take advantage of while he's at school. A couple weeks ago, he called his mother to ask if she could think of a creative solution to help him go on a trip to D.C. with a class he wasn't even taking. "I was about to tell him, "I don't think you can take this trip, Malcolm,"" Adams says. "He had two assignments due and he'd barely be back in time for practice. But he didn't want to hear that. He hung up with me and called his advisor, and when he called me back, he had already figured everything out and was on his way."

In D.C., he met with Virginia's senators and came back inspired about changing people's lives through policy. Maybe, he thought, he could work in government instead of at the Clinton Foundation or the Bill and Melinda Gates Foundation, which had been his two targets. Maybe, he thought, he could see himself in D.C. Maybe that nickname, president, is more meaningful than he might have ever imagined.

END

The humility of Tony Bennett, Mr. Charlottesville

By Whitey Reid, Daily Progress

November 7, 2015

The line started in the middle of the University of Virginia practice gym, weaved out of the gym, through a set of double doors, down a hallway, through another set of double doors, past an exit sign, into the main gym at the John Paul Jones Arena and, finally, ended at the table of the day's main attraction.

There was such demand that entry to the line was cut off after 45 minutes, a good 45 minutes before the event was scheduled to conclude. It was for Virginia's Meet the Team Day last month, but the man at the table, instead, wanted to meet each fan.

"Where did you find that?" he said excitedly when a fan handed him a picture from his days as an NBA player. He doesn't just sign items and send fans on their way. He greets each one, making the fan feel he or she is the most important person at that very moment.

Meet Tony Bennett, the man these fans would have waited in a line miles long for just to say hello.

Meet Tony Bennett, the UVa men's basketball coach.

Meet Tony Bennett, Mr. Charlottesville.

He has led the Cavaliers to back-to-back ACC regular-season championships, success that has garnered the highest expectations around here in more than 30 years. The Cavaliers start the season No. 6 in the Associated Press poll, the highest preseason rating since 1982-83.

And he has had that success with an aw-shucks Midwestern demeanor and humbleness that endears him to almost anyone he comes across and built a popularity that likely could get him elected to any local office he wanted.

"Whenever anybody asks me about him, I say what you see and what you hear in the media is really how he is, and it's not a front," said Virginia senior Evan Nolte. "I think, especially in his position, that's extremely impressive — when you have that many things going on and can really be that genuine and humble.

"It's the reason I came here."

At every home Virginia basketball game, the loudest cheers during pre-game introductions are for the 46-year-old Bennett.

He's appreciated. He's respected. He's beloved.

'Exactly what you would want'

Before Bennett arrived from Washington State seven years ago, UVa was a blip on the college basketball map. Two consecutive ACC regular-season championships later and a 30-4 record last year, and that's no longer the case.

Last season, ESPN's "College GameDay" television show came to Charlottesville for the first time. Bennett has been referred to by some pundits as "a young Coach K" (a reference to Duke Hall-of-Famer Mike Krzyzewski).

That remains to be seen, but the Wisconsin native certainly seems on his way to joining the likes of Terry Holland, Barry Parkhill and Ralph Sampson on Virginia's Mount Rushmore.

After his first road game as Virginia coach in 2009 — an ugly loss at South Florida — Bennett's remarks upon entering the post-game news conference weren't about the game, but about the fact that one of the sportswriters in the room had just gotten a haircut.

On another road trip, Bennett noticed that the team's bus driver was eating by himself at a table, so he pulled up a chair and dined with him.

Bennett has a gift for connecting with people from all walks of life.

A few weeks ago, he attended the funeral of longtime UVa basketball supporter Frank Birkhead. Bennett's wife, Laurel, opened the proceedings by reading scripture.

MORE

A speaker at the funeral decided the best way to sum up Birkhead was to read something Bennett had said about him.

The Bennetts stayed around for over an hour afterward, talking freely with the guests — whether they knew them or not — and were some of the last people to leave.

Holland, who was one of the pallbearers, said Virginia is lucky to have someone with Bennett's values.

"He's just exactly what you would want out of a college coach," he said.

At a recent event, Virginia President Teresa A. Sullivan said she came away extremely impressed with Bennett's players. Sullivan said that every time she went to sit down, a player would pull her chair out for her.

Sullivan said the Virginia players are most certainly a reflection of their coach.

Sullivan called Bennett a good representative of not just the university, but basketball as a whole. She said it all starts with the way he conducts himself on the sidelines.

"I don't ever have to worry about ESPN having to cut away from Tony because he's saying some [bad] word — and people can read lips," Sullivan said.

"Usually when some player has made some boneheaded move, he's not over there yelling at them. He squats down to their level and talks with them — like a teacher. He really coaches. He doesn't yell. I think that just sets such a great model for what coaching is. Coaching is a form of teaching, and I particularly appreciate that.

"He is not ashamed to say he has a set of values, and the university is not ashamed to say it has a set of values. And Tony's values and the university's values align very well."

'He just gets things done'

Bennett's popularity extends to his peers.

Last spring, Virginia men's tennis coach Brian Boland asked Bennett to give a pep talk to his team just before its run to an NCAA championship.

"One of the things people don't understand about Tony is how funny he is," Boland said. "I've always enjoyed the humor that he brings to some extremely stressful situations. I thought it would be good to bring in somebody who had a different voice, but also someone who has a great perspective. Someone who has been there and done that at the highest levels, both as a player and as a coach. He has a great perspective about what's really important. I just thought it would be a refreshing opportunity.

"It's something I think the players will remember forever."

Bennett appreciates the support from fans, the love from the community, but the popularity is something he really shies away from.

When last year's ESPN "GameDay" festivities were finished, Bennett was happy. Pomp and circumstance? Not for Bennett.

"Tony's about getting things done," said Bennett's older sister, Kathi. "He's a grinder. He just gets things done. He has the ability to put blinders on.

"I think he knows how temporary fame can be and how fleeting it is and has put his stock in what matters. I think that's what makes him humble and all those things."

Kathi Bennett said her brother learned what his priorities should be early in life.

"I think we witnessed it in our family from our mom and dad and that kind of grew into us," she said. "We were blessed with great roots. Our mom and dad did a great job of bringing Christ into our lives at an early age and we tried to bottle that. A lot of writers don't want to write it, but I just think his faith is so strong.

"I think Laurel grounds him like there's no tomorrow. And I think he realizes how temporary the fame and all the glory really is. I think he's just been instilled with who he is and what matters."

Popularity and humility

Bennett's "problem" right now is that the more his team wins, the more he has to talk about it.

A Virginia media relations employee said demand for Bennett has skyrocketed since Virginia won the 2014 ACC Tournament and earned a No. 1 seed in the NCAA Tournament.

This season, the team has "humility" — along with the program's other four pillars (passion, unity, servanthood and thankfulness) — embroidered on the inside of their game jerseys.

"The pillar of humility is really important for a basketball player — or really anybody," Bennett said during a recent interview. "For us, it's, 'Don't think too highly of yourself.' You don't want to turn people off. You don't want to turn this community off. You don't want to turn your fellow students off — like walking around and beating your chest or, like we say, 'With swag.' But also don't think too lowly of yourself. That's false humility.

"It's knowing who you are and having a true identity — knowing what you do well and knowing what you don't do well. For a team, we have to know what our identity is and who we are and how we're going to be successful. I think each individual player needs to stay true to who they are."

Bennett said finding that perfect balance isn't easy.

"Sports has elevated [us] to such a level," he said. "I know how fleeting that is. I always love this quote of, 'Don't be so humble, you're not good.' I always laugh when I think about that quote. There are so many gifted professors, doctors, teachers, moms, dads — people who have unbelievable positions, but it's just the way it is.

"When you're in sports, if things have gone well, you probably get too much credit. And when things aren't going well, you may be getting too much blame. But that's the position I'm in. But I know, having played professionally and having been around the game, how fleeting it is. It's not my motivation; it's not what drives me. I'm fortunate to be in this spot, and I know where the favor has come from or the good things have happened in my life, and I understand that. I think that always helps you when you're realistic about things."

Before Virginia's recent Blue and White Scrimmage, there was — and it was probably by design — no introduction for the reigning two-time ACC Coach of the Year.

But that didn't stop fans from breaking into a "To-ny Ben-nett!" chant.

Bennett has, in his own low-key style, become one of Charlottesville's biggest celebrities, joining the likes of Howie Long, John Grisham and Dave Matthews.

Just don't tell him that.

"You'd never think Coach Bennett was a big-time coach if you saw him walking down the street," said Malcolm Brogdon, the ACC's preseason co-player of the year.

"I think that's the great thing about him. His humbleness is really what explains him the most — on and off the court."

END

Virginia basketball still avoids flash, but aims to make splash in March

By Gene Wang, *Washington Post*
November 11, 2015

Virginia's Malcolm Brogdon and Anthony Gill sat patiently at their respective tables during ACC men's basketball media day several weeks ago, waiting to see whether more reporters were going to arrive.

They had just finished fielding the first round of questions, and as important contributors to the Cavaliers' consecutive ACC regular season titles and two straight 30-win seasons, the redshirt seniors figured they would be in high demand. So they braced for another lengthy session in front of cameras and microphones.

They got off pretty easy. Media instead swarmed around Duke Coach Mike Krzyzewski and his players as well as North Carolina's Roy Williams and players representing the Tar Heels. There was even elevated attention paid to a pair of Louisville players, both transfers, in light of the absence of their embattled coach, Rick Pitino, who avoided the proceedings under advice from legal counsel.

All of which was just fine with Brogdon and Gill. Let everyone else swoon over the blue bloods. The Cavaliers need no validation from anyone other than Coach Tony Bennett and his staff as they seek much more than another ACC championship. This season, which will begin Friday at home against Morgan State, is about getting the Final Four in Houston after bowing out in the NCAA tournament's round of 32 as a No. 2 seed.

"We've always been underdogs, and that's the mentality we like to have," said Brogdon, Virginia's scoring leader the past two seasons. "That's just fuel for the fire for us. It's motivation. I think motivation is great, and I think regardless of expectations, regardless of people ignoring us, we're a program that prides itself sticking with what we do best."

Which is play defense longer and with more purpose than any other program in the country. At least that's the message from Bennett, the reigning two-time ACC coach of the year who has directed the Cavaliers to 16 conference victories in each of the past two seasons. Virginia is the only program in the storied history of the ACC to accomplish the feat.

Last season Virginia led the nation in scoring defense (51.5 points allowed per game) and became the first school in 18 years to hold three opponents to fewer than 30 points. The Cavaliers' only regular season losses in the ACC came to five-time NCAA champion Duke, 69-63, in Charlottesville, and at Louisville, 59-57. They also fell in the ACC semifinals to North Carolina, which is ranked No. 1 in this year's Associated Press preseason poll.

The Cavaliers are highly regarded by poll voters as well, even if their lack of flash or off-court drama reduces their curb appeal. They enter this season ranked No. 6. That's their highest preseason position since 1982-83, when Virginia opened as the top-ranked team in the country behind center Ralph Sampson, the three-time player of the year and No. 1 overall selection in the 1983 NBA draft.

"You're going into games where [opponents] are trying to play their best, even the so-called big boys, and that means you've got to be ready for that," Bennett said.

"You've got to embrace that. You've got to understand that, but how we're going to be our best is we're not going to change much of how we've been. We have an identity. We're going to stick to it."

No players better represent Bennett's rugged philosophy than Brogdon and Gill, both of whom were selected to the ACC all-defensive team last season. Gill, a 6-foot-8 forward, also established career highs in points (11.6 per game) and rebounds (6.5), leading Virginia in that category as well as in field goal percentage (.582) and steals (29).

Brogdon, a second-team all-American, averaged 14 points last season, helping to stabilize the Cavaliers during the absence of Justin Anderson, Virginia's second-leading scorer. Anderson missed eight games with a broken finger and mononucleosis, but the Cavaliers went 7-1 over that stretch. At the end of the season, the junior guard declared for the NBA draft, going No. 21 overall to the Dallas Mavericks.

MORE

Thus even more of the scoring burden this season may fall to Brogdon, who set a career high with 25 points in the 71-67 loss to the Tar Heels. It was the second-most points of any Virginia player in a game last season. Brogdon followed that performance with 22 points in a 79-67 win against Belmont in the first round of the NCAA tournament.

“Just to go further than we did last year,” Gill said when asked what motivates the Cavaliers. “Not to discredit anything we did throughout the whole year.

“We won 30 games last year, but I think everybody knows that we want to do more. I feel like we have the talent to do more. It’s just up to us to go out there and have the mentality to really want it, and that’s what we’re going to do this year.”

Virginia season story lines

Clock management: Among the many rule changes taking effect this season is reducing the shot clock to 30 seconds, which stands to benefit the Cavaliers defensively. Because of its relentless pressure, Virginia frequently forces opponents to get down to the final seconds of the shot clock before releasing the ball. Teams are going to have even less time to run their offense this season with five fewer seconds on the clock.

The other side of the equation, though, is if the Cavaliers are going to be able to get good shots on a regular basis. Virginia ranked 32nd nationally last season in offensive efficiency, but that was with Anderson.

Center stage: Senior Mike Tobey (7 feet, 260 pounds) is set to become the starter at center following the departure of Darion Atkins, who was the ACC defensive player of the year. Tobey, the ACC’s sixth man of the year, started 11 games last season and played in all 34, averaging 6.9 points and 5.1 rebounds, both career highs. He also had 22 blocks, which were second on the Cavaliers behind Atkins.

Next man up: Replacing Anderson is going to be no easy task, but the most likely candidates for complementary scoring are 6-5 sophomore guard Marial Shayok, 6-8 senior forward Evan Nolte or 6-7 sophomore forward Isaiah Wilkins. Shayok averaged 3.8 points last season and was the only freshman to appear in all 34 games.

END

Anthony Gill is Virginia's prankster, pack-line protector and preacher

By Katherine Clemmons, USA Today

November 30, 2015

Devon Hall should have learned. The second-year Virginia player knew his teammate Anthony Gill was a prankster. But several times last year, Hall walked into his room to go to sleep and forgot Gill might pull one of his pranks.

On those occasions, Hall pulled back the covers and his lotion bottle fell to the ground. As soon as it hit the floor, lotion squirted everywhere. Gill had strategically placed the bottle between the bed and covers in the precise spot for it to fall, upside-down, and erupt. "That worked until Devon started aiming for me with his pellet gun," Gill said, laughing. "Then I stopped."

While he may be known for his jokester persona off the court, Gill is all business on it. His physical, strong interior play will be a major factor in determining the success of last year's ACC regular-season champions, and whether they'll earn a return to the NCAA Tournament as a top seed this year. More immediately, he will be vital to No. 10 Virginia's ACC-Big Ten Challenge matchup at Ohio State on Tuesday.

"He's a great personality to have off the floor as well as on it," teammate Evan Nolte says. "He really brightens the mood wherever you are. There are times that get tough and you don't want to be a certain place but when you have guys like that, it's really awesome."

Gill began his college career at South Carolina, starting 26 of 31 games in a 10-win season that saw then-coach Darrin Horn fired at season's end.

Gill didn't want to go through the rebuilding hurdles of a new coach, so he decided to transfer and chose Virginia partly because he is a strong Christian and wanted a program that emphasized character alongside basketball. "It's more about building a great person here than a great basketball dynasty — that comes second," Gill says. "If we win 20 games or if we win 30, as long as we're building good people and I'm invested in their lives and able to help them grow, I'm fine with that."

Virginia coach Tony Bennett welcomed him partly based on something he saw at a camp a few years earlier. "We were so focused on the class a year ahead of him," Bennett says. "But I remember someone said of Anthony, 'This is a Virginia-type guy — strong character, loves the game.'"

Later, while recruiting Gill's high school teammate Akil Mitchell, Bennett visited and saw Gill play. "I was like, 'Oh this guy is really good, too,'" Bennett says. "I thought, 'Shoot, too late.'"

But regrets became rewards before long.

During Gill's first year at Virginia, he led the team in scoring in seven games and scored in double figures in 16 games. He struggled defensively, however, which was unusual for a player who got a greater thrill from hustle plays and drawing charges as a high school player at Charlotte Christian, alma mater of Steph and Seth Curry. But Virginia assistant coaches kept him after practice, walking him through the nuances of the Cavaliers' pack-line defense.

That persistence paid off. Last year, Gill was named to the All-ACC Defensive Team by ACC coaches while leading Virginia in overall offensive efficiency, rebounding, field goal percentage, steals and double-doubles. He shot 58.4% from the field, delivering consistent offense after Virginia lost offensive firepower when Justin Anderson was injured.

"He's just so aggressive, I love that about him," Bennett says. "He trains hard, he attacks the weight room and he puts in the extra hours."

Gill spent his offseason hours working on his offensive game. "Guys would play off of me knowing I like the physicality," Gill says. "So adding that other dimension of being able to shoot, so they have to play up on me and I can pass them, that's what I worked on. Developing my jump shot so they have to respect me out there, too."

Gill typically arrives early to practice, shooting 100 or so baskets beforehand. He stays afterward as well, prepping his body for working through fatigue.

"Anthony is even better this year," says fourth-year starter Malcolm Brogdon. "He's shooting a lot better and has really worked on his mid-range jump shot. His feel for the game has gotten even better. He knows when to pass it out, when to go to work and when his team needs him to be aggressive. His ball-screen defense, his on-ball defense

MORE

is really good."

Gill's is opportunistic in his play, opportunistic in his pranks, and opportunistic when it comes to helping others. He leads a team Bible study and in May traveled to the Dominican Republic, where he saw some of the area's poorest residents walking without shoes. Inspired by that, Gill plans to run a shoe drive in December, asking friends, fans and fellow students to donate shoes to be sent to the Dominican Republic.

"He's really compassionate," Bennett says. "He's a very good player and a very good person: kind, fun, a hard worker accompanied with his desire to care for his teammates. That's a really good mix."

Gill also took the opportunity on the Dominican Republic trip to propose to his fiancée, Jenna. The two will be married in Charlotte on April 8, 2015 — four days after the national championship game.

"Win the national championship, get married and then graduate," Gill says with a smile. "That's the plan."

And perhaps pulling a few more pranks along the way.

END

Hall sees perseverance rewarded

By Jeff White, VirginiaSports.com

December 16, 2015

CHARLOTTESVILLE -- For the final five games of the University of Virginia's 2014-15 basketball season, [Devon Hall](#) sat and watched from the bench. Hall was healthy and in uniform, but head coach [Tony Bennett](#) chose to use other backcourt reserves, first in Virginia's regular-season finale and then in the ACC and NCAA tournaments.

This was not the role Hall envisioned when he enrolled at UVA in June 2013, but he didn't pout. Instead, he responded exactly as the Cavaliers' coaching staff hoped he would: by redoubling his efforts in the gym and weight room during the offseason.

"He just worked hard," Bennett said.

Hall has seen his perseverance rewarded this season. The 6-5 redshirt sophomore from Virginia Beach has carved out a meaningful role for No. 8 UVA (8-1), which hosts No. 12 Villanova (8-1) at noon Saturday at John Paul Jones Arena. ESPN2 will televise the game, which is sold out.

"It feels good just to be able to get back in the swing of playing games," Hall said after a recent practice at JPJ. He's averaging 19.7 minutes per game and already has totaled 48 points, 16 assists and seven steals, with only four turnovers. As a redshirt freshman, Hall averaged 10.6 minutes and recorded 42 points, 18 assists and nine steals in his 23 appearances, and he turned the ball over 12 times.

"You wait your turn, you work, you develop, and maybe it doesn't happen in the first year or two," Bennett said.

"But he's a hard worker ... and he's given us big lifts. He's just showed up and punched the clock, and I'll take guys like that who are blue-collar guys all day. He's got a great attitude, and his character is strong."

Against Morgan State in the season-opener, Hall scored a career-high 13 points. In another one-sided victory three games later, against Long Beach State in the Charleston (S.C.) Classic, he hit 4 of 5 shots from beyond the 3-point arc. For the season he's averaging 5.3 points and 2.6 rebounds per game.

"It's exciting, I know that much," Hall said. "Last year was a little bit up and down, and the year before that, obviously, I redshirted. But it's fun, getting back in the swing of playing basketball and being able to get minutes in and help wherever I can, whether that's me out there for eight minutes or me out there for 25."

A graduate of Cape Henry Collegiate in Virginia Beach, Hall arrived at UVA at the same time as another guard, [London Perrantes](#), and they bonded immediately. Their college basketball careers, though, have followed different arcs.

Perrantes started 33 games at point guard as a freshman in 2013-14. Hall redshirted that season, in part because he was not as careful with the ball as his roommate Perrantes.

As the point guard at Cape Henry, Hall could get away with high-risk, high-reward passes. At UVA, those passes often became turnovers. If he wanted playing time at Virginia, Hall was told, he had to be more sound with the ball.

"Coach Bennett preached that, because when I first got here, I was turning the ball over a lot," Hall said.

He pointed to the court, where a few feet away freshman [Justice Bartley](#) was working with a student-manager on ball-handling drills.

"I used to do that stuff every single day," Hall said, "[working on] being able to take care of the ball in pressure situations like that."

That work is paying dividends, as Bennett has not hesitated to play Hall in crucial situations this season. Hall's assist-to-turnover ratio leads the team. In the Cavaliers' most recent game -- a 70-54 win over then-No. 14 West Virginia at Madison Square Garden -- they turned the ball over a season-high 19 times. The Mountaineers pressed for most of the game.

"If you were shaky with the ball, they were going to poke it away or put you in a tough spots," Bennett said.

Hall wasn't shaky on a night when the 'Hoos usually had three guards on the floor. He had only one turnover in his 22 minutes.

MORE

"It's good to be able to be out there with him," Perrantes said. "We came in together, and to play together and be able to shine together, it's huge just being able to see him next to me."

Hall said he grew discouraged at times during the season he redshirted, "but that comes with the territory. It was frustrating, but it was about me getting over it and persevering through it, because I knew I could do it."

Perrantes said: "It was definitely tough for him, but he was a trouper. He's a team guy. We have a bunch of team guys. He knew his time was going to come. I told him, 'It's not always going to be this tough. You're not going to always be sitting the bench, riding the bench. Your time is going to come, and you've just got to be ready for it.' "

To ensure he'd be ready when his opportunity came, Hall put in untold hours with [Mike Curtis](#), UVA's strength and conditioning coach for basketball.

Hall could dunk in high school, but his explosiveness has improved dramatically during his time at UVA. He credits the time he's spent under Curtis' tutelage.

"I was nothing like this [at Cape Henry]," Hall said. "It's Coach Curtis. Hands down, Coach Curtis. He's amazing, and I've got so much trust in him."

Curtis returns the praise. Hall "works his butt off. He's one of our best workers in the weight room," Curtis said. "He's engaged in the training process as much as anybody I've ever had come through here in the last six-and-a-half, seven years."

Hall is a chiseled 208 pounds. That hasn't always been the case. When Hall arrived at UVA, Curtis said, "we could probably say his body composition wasn't ideal for what our standards are, and I think he's transformed his body. In addition to that, he's added some physical tools and qualities that I think have allowed him to be more successful on the court.

"If you looked back when he first got here and just watched him play the game and saw how explosive he was, the way he moved, I think all those things have changed now.

"He's more explosive, he's a more efficient mover. He's come night and day."

As others have during Bennett's tenure at UVA, including [Malcolm Brogdon](#), [Anthony Gill](#) and [Jack Salt](#), Hall improved during his year away from competition. The 'Hoos are hoping to see similar progress from big men [Austin Nichols](#) and [Mamadi Diakite](#), neither of whom is playing this season.

"That's one of the things that we try to preach and educate to [redshirting players]," Curtis said, "that this is their opportunity to kind of bridge the gap from a physical standpoint and from a skill standpoint. Obviously my role is the physical development part of it, but what they have to understand is that you can't get these days back. So every day that they come in to train and work with a purpose, they put themselves in a better position to play and achieve their dreams and their goals on the court."

Hall's older brother, Mark, is a linebacker on the UVA football team. Mark was a redshirt junior this season, and he'll earn his bachelor's degree in May. (He'll compete as a graduate student next season.)

So will his kid brother. Devon, a Media Studies major, has supplemented his fall and spring coursework with summer school and on-line classes, and he's on track to complete his bachelor's in May. That will allow him to take two years of graduate school while completing his athletic eligibility.

To earn a degree from UVA in three years is no small feat, but once Hall realized it would be realistic for him to do so, he recalled, "my mom and my dad were like, 'Why not?' Coach Bennett was all right with it, so I was like, 'I'm all right with it, too.' "

His brother's reaction?

"I don't know if he likes that," Devon said, smiling, "but it's easier for my parents to come to one graduation."

END

Sweet dreams for UVa's Perrantes on flight home to California

By Doug Dougherty, Roanoke Times

December 23, 2015

CHARLOTTESVILLE — As he launched the 3-point shot that would lift fifth-ranked Virginia past California, London Perrantes could be heard calling out “and one.”

Fortunately for Perrantes, who thought he had been fouled, three points were all the Cavaliers needed.

Having trailed by 11 points in the second half and by five points with less than one minute remaining in overtime, UVa rallied to defeat California 63-62 on Tuesday night in the first meeting between the teams.

The Golden Bears, ranked for three weeks earlier in the season, led 62-57 before Virginia senior Malcolm Brogdon hit a 3-pointer with 55 seconds left.

Brogdon got the assist on Perrantes' 3-pointer with 12 seconds remaining.

Perrantes couldn't remember the last time he had made a game-winner.

“In high school?” Perrantes said. “I don't even know. It's definitely No. 1 on my list.”

The Cavaliers shot 58.3 percent on 3-point attempts (7 of 12) and 33.3 percent inside the line (14 of 42) against a Cal lineup that included 7-foot-1 Kingsley Okoroh, 7-foot Kameron Rooks and 6-11 Ivan Rabb.

Virginia (10-1) trailed 8-0 to begin the game and shot 18.2 percent (4 of 22) from the field in the first half. The Cavaliers led for a total of 32 seconds all night.

“You just keep playing,” said UVa coach Tony Bennett, whose team extended its winning streak to nine games despite trailing in the second half for the third game in a row.

The Golden Bears, whose second 11-point lead came on a Jordan Mathews 3-pointer that made it 46-35, went 1 for 11 over the final 7:08 of regulation.

A dunk by Darius Thompson with 1:02 remaining in regulation gave Virginia its first lead of the night, but Cal's Jaylen Brown hit two free throws to make it 52-52 with 42 seconds left.

The Bears got the ball back and had a chance to win the game in regulation but Brogdon stole the ball from Brown with one second remaining.

“When you lose after you have competed, you have a tendency to sleep a little better,” said Cal coach Cuonzo Martin, whose Golden Bears dropped to 9-3. “I thought our guys did enough to win the game.

“Tony is one of the best coaches in the game. They are experienced guys who are battle-tested. It was a tremendous environment.”

Not long after the Golden Bears boarded a flight for home, Perrantes was slated to leave Charlottesville on a 5:20 a.m. flight and a connection that eventually would take him to his home in Los Angeles.

He said he needed to pack and didn't know if he would sleep.

One of the few Californians to have played for Virginia, Perrantes said he had played against Cal's Mathews in high school and that he knows several Cal football players with whom he had corresponded prior to Tuesday's game.

“Going home for the holidays [after a loss] probably wouldn't have been the best thing,” Perrantes said.

He finished with 10 points, six assists and zero turnovers.

“I just think he is crafty,” Brogdon said. “He is not the biggest, he is not the most athletic but he is very skilled and he is smart.”

Bennett was fine with Perrantes taking the overtime 3-pointer but “I wouldn't probably put a lot of money on that in that spot,” UVa's coach said.

MORE

Perrantes, shooting 56.7 percent on 3-pointers before Tuesday, did not lack for confidence.

“I just felt like, if I had a little bit of daylight, I was going to just let it go,” he said. “I did not shoot a ‘3’ the whole second half. I have been shooting the ball a little bit too well not to.

“I got hit, but you know, it still goes in so I can’t complain.”

UVa’s two leading scorers for the season, fifth-year seniors Brogdon and Anthony Gill, were a combined 0 for 8 from the field for the first half and 8 for 26 for the game.

Brogdon didn’t have a two-point field goal all night, going 3 for 5 on 3-pointers and 0 for 7 from inside the arc.

The Cavaliers were 14 of 17 from the free-throw line, including a 7-for-7 effort by Gill and a 5-for-6 performance by Jarred Reuter, a 6-7, 243-pound freshman who had played a total of eight minutes in UVa’s four previous games.

Reuter had a team-high seven points in the first half, when no other Virginia player had more than four, and finished with 11 points.

“Jarred, hats off to him, played great tonight,” Gill said. “Without him, I don’t think we would have won that game.”

END

Virginia basketball assistant has a ‘servant’s heart’

By Whitey Reid, Daily Progress

December 26, 2015

Minutes before every game, you can find Virginia associate head coach Ron Sanchez somewhere on the court — but it’s not easy.

Unlike the majority of coaches, he isn’t dressed to the nines, schmoozing the premises.

Instead, the svelte-looking Sanchez opts for a pair of UVa basketball shorts or sweatpants, a T-shirt, and sneakers as he oversees the team’s warm-up.

It’s almost as if Sanchez is trying not to be noticed.

Much like his boss, Sanchez (who throws on a suit and tie just before tip-off) shies away from the spotlight. He takes pride in not straying from the task at hand — “just staying in my lane” is the way he likes to put it.

“He really has what we call a ‘servant’s heart,’” said Virginia coach Tony Bennett. “He’ll do anything for anybody. He’s one of those guys who will give you the shirt off his back. His parents did such a good job. He’s one of the most kindhearted guys I’ve been around. He’s done a heck of a job recruiting and building those relationships.

“And he’s a student of the game.”

No doubt about that.

Sanchez moved to New York from the baseball-crazed Dominican Republic when he was 7.

However, he never got into the sport, instead turning to hoops.

As a kid, Sanchez was exposed to some of the biggest names in city lore, such as Kenny Anderson, Rod Strickland and Felipe Lopez.

At first, basketball was just a hobby to stay out of trouble. Sanchez played regularly at a community center a few blocks from his family’s home in the Bronx.

“When you’re that age, you just do kind of whatever it is to fit in,” Sanchez said. “Basketball — if you didn’t play, you didn’t fit in.”

Sanchez attended camps of legendary high school coach Jack Curran at Fordham University, meeting people who would help guide him throughout his life. Around his junior year, Sanchez began receiving interest from college coaches.

“One thing just led to another,” Sanchez said.

Sanchez wound up at the State University of New York College at Oneonta, where, knowing he wanted to eventually teach in some capacity, he majored in education. His goal was to provide kids the kind of guidance he had been lucky enough to receive.

When his playing days were over, Sanchez took an assistant coaching job at his alma mater and knew right away that he had found his calling.

“Instead of using the classroom, I was using the basketball court,” he said. “It was the same passion.”

It was while working at a basketball camp in Indianapolis that Sanchez met his future wife, Tara, a player for Indiana University.

Sanchez joined Tara in Bloomington while he pursued his master’s degree.

In his spare time, Sanchez worked as a volunteer coach for former Indiana coach Mike Davis.

That’s when Bennett’s sister, Kathi, who was the Indiana women’s coach, got wind of Sanchez.

“He was running around, working like crazy,” Kathi Bennett recalled. “I was like, ‘This guy is doing a ton of stuff and not getting paid a dime and going to school?’”

MORE

"I'd never seen someone who didn't sleep. I was like, 'When do you sleep?' He must have been getting away with two, three hours of sleep. It was crazy."

It wasn't long before Bennett sought Sanchez out for his opinions about her team.

"Good coaches, you have to have the X's and O's and all that," Bennett said, "but you need the work ethic and to be able to have the players' trust."

"He was just special."

Sanchez, who, today, has a son and a daughter with Tara, smiled as he recalled his days in Bloomington.

"Grad school was challenging," he said. "I had a full load since I wanted to finish in a year, but at the same time I didn't want to shortchange the basketball office..."

"It was hard. The girl at the Wendy's [restaurant] knew me by my first name because that was the only place that would be open at 1 o'clock in the morning."

While at Indiana, Sanchez met Dick Bennett (Kathi and Tony's father), who, at the time, was retired from coaching. "He was unbelievably approachable," Sanchez said. "I would just grab him and ask him a few questions."

When Bennett came out of retirement to take the Washington State job, he offered Sanchez an operations position on his staff.

Sanchez jumped at the opportunity.

"I didn't know where Pullman was, I didn't know how much I was going to get paid, but those questions were completely irrelevant," Sanchez said. "I just knew I was going to work for Dick. That was enough for me."

Sanchez worked for six years at Washington State before following Tony Bennett to Charlottesville in the spring of 2009.

While he would never want to take any bows, Sanchez has been a huge key to the rebirth of Virginia basketball.

"[He] really allows you to understand who you are as a player," said Virginia senior Anthony Gill. "He finds that one thing that you're really good at and he works on it with you every day."

For Gill, that's been crashing the offensive glass.

"He gave me different tips on how to do it, how the ball is coming off, different techniques and stuff like that," he said.

Virginia senior Malcolm Brogdon said Sanchez has always been a valuable resource.

"He's always a guy who has given me little pieces of advice — just like leaving little tokens of wisdom," Brogdon said. "He gives me things I can improve on going into the season or things I can improve on throughout the season that Coach Bennett hasn't told me that he's seen that can really help me."

On the recruiting trail, Sanchez has helped reel in Brogdon, Joe Harris and Austin Nichols, among others.

Last spring, when former Virginia associate head coach Ritchie McKay left to take over at Liberty, Bennett promoted Sanchez to the position.

"Ron has been with me and has helped me build the program, and helped my father and I build the program at Washington State," said Bennett, explaining his decision. "I just thought, 'Boy, the time was right.'"

"I've got such three capable assistants that all of them could be the associate head coach. I could name all three of them. But they celebrated the fact that Ron was put in that spot and really wanted it for him."

Virginia assistant coach Jason Williford said it was Sanchez who helped him get hired by Bennett seven years ago. Williford said Sanchez is "like a brother" to him. He said that Sanchez knows his X's and O's and has "an eye for recruiting," but, more than anything, has a winning personality.

"All the players like him, all the recruits like him," Williford said. "He's so likable."

MORE

“Guys go to him for stuff outside of basketball — real life stuff.”

Bennett expects both Sanchez and Williford, at some point, to be head coaches.

“It’s just a matter of time, when the opportunity is right,” said Bennett, whose other assistant, Brad Soderberg, used to be his former boss at Wisconsin. “But in saying that, one of my goals is to make this [job] as attractive to them, so that it’s got to be a great situation for them to go because they know they’re in a heck of a situation here. That’s a priority for me and this program.”

An assistant coach for the Dominican Republic National Team during his summers — NBA Rookie of the Year candidate Karl-Anthony Towns is one of his pupils — Sanchez said he doesn’t spend much time thinking about the next step in his career.

“If the opportunity’s going to present itself, I can’t control it,” he said.

Decked out in his UVa gear before games, it’s obvious Sanchez likes the “lane” he’s traveled.

“I’m happy about the people I’ve been able to cross paths with more than anything else,” he said. “It’s been a true joy, a true joy.”

END

Virginia's Isaiah Wilkins, stepson of NBA legend Dominique Wilkins, forges his own path

By Paul Schwedelson, Daily Orange

January 23, 2016

Again and again Isaiah Wilkins launched himself toward the basket on the driveway outside his grandfather's house. At first he couldn't jump high enough. Then he could only graze the rim. He tried hoisting the ball up with two hands to compensate. All he wanted to do was dunk, but years passed and he never could.

His continued frustration once boiled over, kicking the ball and smashing the garage window.

"It was things like that that I knew he was adamant about, dunking the basketball," Isaiah's grandfather, James Taylor said.

The skill that helped make Isaiah's stepfather, Dominique Wilkins, famous was one he initially struggled to master until he was 15. It's just one example of how his career differs from the NBA Hall of Famer's. Being known solely as the stepson of Dominique Wilkins is an identity Isaiah wants to shed. The forward for No. 13 Virginia (14-4, 3-3 Atlantic Coast) credits his grandfather, not his stepfather, as being the most influential person in his basketball career. And he'll continue shaping his own name when UVA hosts Syracuse on Sunday at 7 p.m.

Isaiah Wilkins' relationship with the nine-time NBA All-Star is fickle. Taylor described Dominique more as a provider than a father-figure. He'd take Isaiah to Atlanta Hawks games, All-Star games and even got his stepson to be a ball boy at the 2010 Olympics in Beijing. But he isn't always there for Isaiah the way Taylor is.

"I feel like I'm doing my own things, trying to pave my own way," Isaiah said. "I feel like it's important that my granddad gets the credit because he's really helped me pretty much since I was born."

After every Virginia game, Taylor texts Isaiah and shares his thoughts on the game. Taylor knows his grandson wants to make it to the NBA and, though he tries to be positive, lets Isaiah know how he assesses his progress.

When Isaiah's biological father pulled him out of a private high school to avoid paying tuition, Taylor offered to pay it and got him back in. He wants to make sure his grandson has the most opportunities to succeed.

"One of the things I think he appreciates, just somebody being on his back, having him go through that process and just being that for him," Taylor said. "He can call me at anytime, it doesn't matter, day or night."

Dominique started dating Isaiah's mom when he was about 7 years old. At first, he didn't know his eventual stepdad was such a popular celebrity. Being around him at Hawks games, though, he quickly learned of his significance.

Isaiah met Kobe Bryant, Shaquille O'Neal and other basketball legends because of his stepdad. He'd come back and tell Taylor about his memorable experiences.

"I think that also helped Isaiah develop his passion for basketball," Taylor said.

Regardless, Isaiah said he doesn't talk much about his own game with Dominique. They're in touch occasionally and it's usually just to check in.

With each passing day, he's doing more and more to shake the legacy he can't control and write the one he can. While at an AAU tournament that Wilkins was playing in, Virginia head coach Tony Bennett was scouting Washington's Noah Dickerson. But Wilkins stood out with his play on the court, not by the name on the roster.

"I had noticed this young man's a good player that was playing with a lot of energy and passion," Bennett said, "... and I think someone pointed out, 'that's Dominique Wilkins' stepson.' That's about the extent of it."

Wilkins sees himself as his own person, and he appreciates when others, like Bennett, see the same. Over the years, Wilkins' dunking ability has come around.

MORE

He still can't dunk like Dominique Wilkins — at least not yet — but he also doesn't have to. Isaiah may hold Wilkins' name and expectations from some that come with it, but he's just trying to be Isaiah.

"I really, really value Coach Bennett as a coach and as a person, because he never really paid attention to the last name," Wilkins said. "That was the least important thing for him. I just thought that was really cool because for me, it's just a name."

END

Cavaliers savor epic comeback

By Jeff White, VirginiaSports.com

January 27, 2016

WINSTON-SALEM, N.C. -- Darius Thompson never saw his shot glance off the backboard and drop through the net. No matter. His teammates' reaction told the redshirt sophomore all he needed to know after the final horn sounded at Wake Forest's Lawrence Joel Coliseum.

"I fell on the ground, and I happened to look over and see all my teammates running at me, jumping up and down," Thompson said.

Virginia collected its first ACC road victory Tuesday night, and even those who witnessed the dramatic ending had trouble believing it really occurred.

"Deep down inside, if I'm going to be honest, you're like, 'This isn't happening,' " Virginia head coach Tony Bennett said.

"That was a special thing we just did there," fifth-year senior Anthony Gill said.

With 1:23 to play, the 11th-ranked Cavaliers trailed 64-54, and their fate appeared sealed. But in a stunning rally, they scored 18 points in the final 1:16 to win 72-71. The final three came on an off-balance 21-footer by the 6-4 Thompson, whose last-second shot somehow cleared the outstretched left arm of 6-9 Devin Thomas.

"That was surreal," said UVA guard Malcolm Brogdon, who matched his career high with 28 points. "I didn't know what to think at the end."

The Demon Deacons (10-10, 1-7) dominated most of the game and had every opportunity to put away the 'Hoos (16-4, 5-3). But Wake missed seven free throws in the final 65 seconds, lapses on which Virginia happily capitalized.

"Our guys, credit to them, they showed fight in that setting," Bennett said, "and they were saying stuff in the huddle: 'Let's keep trying. You never know. You never know.' "

UVA led only three times in this game, for a total of 46 seconds: at 4-2, 18-17 and 72-71. Still, even when their prospects appeared bleak, the Cavaliers continued to battle -- and to believe.

With about 30 seconds left, "Malcolm looked at me and he said, 'This game's not over,' " said Gill, who scored 17 points before fouling out with 39 seconds remaining. "And I looked right back at him and I said, 'You're right, we have a lot of game left.' "

Virginia made its final three shots from the floor, all 3-pointers. The first, by sophomore swingman Marial Shayok, pulled the Cavaliers to 70-66 with 14.5 seconds left.

The second, by Brogdon, made it 70-69 with 4.7 seconds left. The third, by Thompson, came on his only shot of the game. The trey was his first since Virginia's Dec. 22 win over California.

"I was trying to get a foul call [on Thomas] at first," Thompson said, "but didn't get the foul call. I threw it up, and it happened to go off the backboard and went in."

After Brogdon's last 3-pointer, the Cavaliers fouled Wake point guard Bryant Crawford on the inbounds pass, and the clock stopped with 3.1 seconds to play. After checking the video monitor, however, the officials added nine-tenths of a second to the clock.

MORE

"We needed all that time," Bennett said.

Brogdon said: "It was huge, because for every second as a basketball player, you're processing how many dribbles you can get within that time. And that's three dribbles and then a shot.

"If they had put three seconds on there, it would have been two dribbles and a shot, and we wouldn't have been able to get basically to the 3-point line where Darius was."

Crawford, who had missed a pair of foul shots at the 1:05 mark, misfired again on his first attempt. He made his second, after which Virginia point guard London Perrantes looked for his first option, Brogdon, on the inbounds pass.

But the Deacons blanketed Brogdon, and so Perrantes passed instead to redshirt sophomore guard Devon Hall near midcourt. Hall turned and dribbled along the left sideline before passing ahead to Thompson on the left wing.

"Devon made a great pass, and Darius made an amazing shot," Brogdon said.

Thompson's buzzer-beater silenced Wake's fans and momentarily stunned Hall.

"I was like, 'Did that really just go in, and did that count?' " Hall said, smiling. "That was an outrageous shot."

Bennett has been on the other end of such comebacks, he reminded media members at his postgame press conference, and he expressed sympathy for his counterpart, Danny Manning, and Wake's players.

"We were very fortunate," Bennett said. "Wake Forest really outplayed us."

The Deacons picked apart UVA's defense. They shot 57.1 percent from the floor in the second half, when they were 6 for 9 on 3-pointers, and 53.5 percent for the game. So frustrated was Bennett by his team's second-half defensive breakdowns that during one stretch he scrapped his trademark man-to-man in favor of a 1-2-2 zone.

"That shows you how desperate we were and how poor our defense was," Bennett said. "But actually it helped us."

Gill said: "We've been working on [the zone] every now and then in practice. But it was shocking. When [Bennett] said that, we all kind of looked at each other, and then we were just like, 'All right, let's go out here and do it.' Whatever he calls, we trust it 100 percent and we're going to be full force with it."

On a night when Perrantes made only 2 of 8 shots and Hall went scoreless, Shayok and senior forward Evan Nolte made important contributions off the bench for UVA.

Shayok was 2 for 2 from long range and finished with 10 points, his most since a Nov. 25 win over Lehigh. Nolte, who had not made a field goal since Virginia's Dec. 5 win over William & Mary, was 2 for 4 from the floor.

"Marial hadn't been playing and Evan hadn't been playing much," Bennett said, "and we put them in, and they got some opportunities, and they did some good things."

Thompson, a transfer from Tennessee, started 10 of Virginia's first 14 games this season, but he's been struggling recently, too.

"Maybe this'll be a boost," Bennett said.

The Cavaliers hope the long-awaited ACC road win has that effect on them, too.

"We've got to improve," Bennett said. "We'll take the win. The quality wasn't there the way we need it to be, but it did I guess get the monkey off our back as far as a road win in the conference."

MORE

Had the comeback fallen short, Gill said, "it would have been really upsetting, because we made a lot of mistakes. We kind of let ourselves down in that game. But we overcame them and moved on, and we kept fighting throughout the whole game."

Perrantes said: "Better late than never. It was tough, but it shows the fight in the guys we have, and the character of our guys. We never quit."

END

Furious road rally has Virginia believing again

By C.L. Brown, ESPN.com

January 27, 2016

WINSTON-SALEM, N.C. -- Sure, Virginia had the shiny No. 11 ranking and had won three of its last four, all at home, but in that locker room, they knew something didn't feel right.

It hadn't been right all season, actually, starting with the Cavaliers' 73-68 loss in their road opener at George Washington on Nov. 16.

"Energy," Virginia guard Malcolm Brogdon said. "We don't come out with enough energy. Not necessarily playing hard, but we don't lock in enough so we have lapses, we have defensive mistakes that we shouldn't have." And it was happening again during their improbable rally for a 72-71 win at Wake Forest on Tuesday. The Demon Deacons, who rank 14th in offensive efficiency out of 15 ACC schools according to Ken Pomeroy, were making everything.

So much so that Virginia coach Tony Bennett, a staunch proponent of man-to-man, went to zone out of desperation. So much so that the Deacs shot 50 percent or better in both halves and finished at 53.5 percent, which was a season-high allowed against the Cavaliers' vaunted packline defense.

Doubt was officially starting to creep into their minds.

Darius Thompson's banked 3-pointer at the buzzer to lift Virginia to a comeback win for the ages won't solve automatically absolve all their woes. But it did give the Cavaliers a reason to believe again. And for a team that has struggled on the road, that's a good start.

"We really needed to go out here and prove that we could get another road win," said Virginia senior forward Anthony Gill. "It was big for us, not only for the outside world, but for our own confidence." Virginia had dropped all of its ACC road games, at Virginia Tech, Georgia Tech and Florida State.

The Cavs' February schedule is loaded with tough road games against Louisville, Miami, Pitt and Duke. Another road defeat with another deflating effort would have virtually crushed their aspirations as a two-time defender of the league's regular season title.

Just like that, in the four seconds that took Virginia from inbounding the ball trailing by one, to the most celebrated bank of the season, everything seems possible again.

"It lightens us up a lot," said Thompson, who made his only shot of the game. "Everybody was talking in the locker room, like man the road trip back would have been long if we would have lost. Hopefully that road game carries us over and hopefully we can get more (road) wins."

A confidence boost like this one could have staying power. They were down 64-54 with 1:23 left to a Wake Forest team that had its own struggles to deal with during a four-game losing streak.

Bennett, who said he's still toying with the lineup trying to find the right spark, admitted he was thinking about what got the Cavs down double digits more than he was about mounting a comeback.

"Deep down inside, if I'm going to be honest, you're like, this isn't happening," Bennett said. "And I already was frustrated with a few things about the way we played."

Fans had already started the trickle out of Lawrence Joel Veterans Memorial Coliseum.

Players on Wake Forest's bench, standing after Devin Thomas' thunderous dunk and three-point play, were feeling that victory was at hand.

Then came Virginia's frenetic 18 points to close out the game. They had been 1-for-13 from the 3-point line, but made each of their last four attempts including three in final 14 seconds. The Cavs' probability of winning dipped to 0.2 percent, according to Pomeroy, trailing 70-63 with 22 seconds left, but they prevailed.

Bennett said it remains to be seen if the win will be a springboard for future road games.

MORE

“We didn’t play very well; we have to improve,” Bennett said. “We’ll take the win, the quality wasn’t there the way we need to, but it got the monkey off our back as far as a road win in the conference.”

It could end up being much more than just that.

Teams that do what Virginia just did tend to start throwing words like destiny around. It’s hard to argue otherwise after the Cavs overcame a game’s worth of sluggishness in less time than it takes to warm up leftovers in a microwave.

"This is a growing experience for all of us; it's something we can sort of bond over and come together on," Brogdon said. "It shows how we worked together to come back. We are good enough to get these wins on the road, but we have to come together at the beginning of the game, not the end."

END

Cavaliers find their winning formula

*By Jerry Ratcliffe, Daily Progress
January 30, 2016*

LOUISVILLE, Ky. – Tony Bennett studied more game film of Louisville than any other opponent his Virginia team has faced this season and it showed as the Cavaliers handed the Cardinals their worst home loss in the six-year history of the KFC Yum! Center on Saturday.

The Cardinals were undefeated at home, one of the most intimidating atmospheres in the ACC, if not the country, with 22,000 rabid fans. Bennett had to come up with a two-pronged strategy to take down Coach Rick Pitino's team, which was second in the nation in field goal percentage defense and also averaged 81 points per game offensively.

Quite a challenge for Virginia, which as good as it has been over the season, had only managed to win on the road in ACC play for the first time four nights earlier. Snapping that streak required a miraculous comeback and a 3-pointer at the buzzer to accomplish at Wake Forest.

As anyone who follows Bennett's program might suspect, Saturday's rout of Louisville started with defense, but didn't end there.

Pitino's 2-3 matchup zone is one of the most effective in the game and extremely hard to crack. Conversely, UVa's defense hasn't exactly been up to snuff this season, so stopping an opposing offensive juggernaut on its home floor would be a task.

Perhaps no one was more surprised than Bennett when he glanced at the scoreboard at halftime and found his Cavaliers leading the 16th-ranked Cardinals, 29-14, en route to a 63-47 win. The 16-point margin of victory was the most since Kentucky beat Louisville by 15 on the same floor in 2010.

If Bennett was looking for a way to break out of his team's three-game losing streak on the road, how about this for one week's worth of work: nine points in the final 14 seconds to beat Wake in Winston, then dominating Louisville on its home court.

Virginia's 16-point win was its largest on the road against a ranked opponent since 1995 (83-60 at No. 24 Georgia Tech).

"This is a blueprint of how we have to be defensively," Bennett said after the win, which puts him up 2-1 over the Hall of Famer Pitino.

Louisville entered the game 15th nationally in field goal percentage (.491), and 84 points per game at the Yum. It wasn't so yummy after Virginia cut the Cardinals to ribbons.

Pitino's team had only 14 points at the half and shot 32.7 percent for the game. The Cavaliers held Louisville's two top scorers to well below their averages. Virginia's guards put the handcuffs on Damion Lee and Trey Lewis as soon as they entered the arena.

Lee, who averages 17 points per game, was held to six points (2 for 7 overall, 0 for 4 from behind the arc), while Lewis, who averages 12.7, finished with four (1 for 6). Neither had a bucket until the second half.

"Our mentality is to score and their mentality is to execute and stop," Pitino said. "We got our brains beat in because we have that wrong mentality."

For Virginia, it was the most complete game on both ends of the floor it had put together this season.

Bennett's defensive game plan wasn't overly complicated and with the game officials allowing both teams to play, that worked in UVa's favor. Pitino complained his team didn't take advantage of the opportunity to play more physically.

"We really challenged them on the front end and the back end [defensively], to be as close to great as you can be," Bennett explained after watching the Cavaliers improve to 17-4 overall and 6-3 in the ACC. "You've got to be as good as you've been on the front end, because Louisville is so potent when they get out and go, and then we said on the back end, we talk about being a one-and-done team (limiting Louisville's second chances)."

The Cavaliers led by as many as 23 points on several occasions in the second half before pulling the starters late in the game, or otherwise, the score would have likely been even more lopsided.

MORE

UVa guard Malcolm Brogdon, who shared scoring honors with teammate Anthony Gill with 13 points each, was surprised every time he looked at the scoreboard.

“You do look up at the score and say, ‘Wow, we’re up, but we have to keep our foot on the gas,’” Brogdon said. “I think our experience, our maturity showed today. All around, we were locked in.”

Holding Louisville to almost half its scoring average on its home court was rare, something that didn’t escape Brogdon’s attention.

“We work so hard on [defense] every day,” Brogdon said. “This is really what we do. We have to expect to do this every night. We haven’t come out in games and focused on defense like we did today. This is how we have to play.”

Brogdon has been outspoken during the team’s road woes about the lack of defensive focus, but that wasn’t a problem on Saturday.

Nor was offense.

Virginia shot 58 percent for the game against a team that emphasizes defense, although Pitino has been very critical of that phase of Louisville’s game even though the Cardinals rank high nationally in field goal defense.

Brogdon believed the Cavaliers would be effective against the matchup zone before setting foot in the Bluegrass State.

“I thought we’d be able to pick it apart a little bit and make them pick up in man a little more than they’re used to,” Brogdon said. “We worked hard against the zone. We have guys with really high IQs.”

UVa point guard London Perrantes said one of the keys in attacking the zone was getting players open in the middle and feeding them the ball, particularly Gill (6 for 9).

Pitino told his players the same thing this year as he did last when the teams split their two meetings. The game plan was to stick closely defensively with UVa’s players. If not, then the Cardinals had no chance of winning and that’s exactly what happened.

The Louisville coach was impressed with what he saw from the Cavaliers.

“At the end of the game, two things really impressed me about [Virginia],” Pitino said. “They were up 20 and Brogdon was yelling in front of our bench to his teammates, ‘Just get one stop guys, just get one stop.’ Then, on a sideline out of bounds play, up 20, their hands immediately went up. Those are the little things that we are missing.”

Those are the staples of Bennett’s philosophy and parts of the blueprint he mentioned in winning. Pitino’s words were music to Bennett’s ears.

END

London Perrantes is Virginia's fiery, laid-back leader

By Ava Wallace, *Washington Post*

February 8, 2016

London Perrantes is still a laid-back guy on [Virginia](#)'s team, the one who lets things roll right off his back, the one with the three-point shot as effortless and breezy as his disposition.

But Virginia hosts [Virginia Tech](#) in Charlottesville on Tuesday, and the Cavaliers' mellow point guard might have a bad taste in his mouth after what happened the last time U-Va. played the Hokies, when Virginia lost by two points in Blacksburg on Jan. 4. Perrantes made a career-high seven three-pointers but couldn't tie the game, and he was maybe denied a trip to the foul line after a drive for a layup in the contest's last seconds.

He might have a bad taste in his mouth, but that's really not his style.

"I'm not even thinking about that. I think we play Virginia Tech next?" Perrantes said Saturday when asked whether he ever dwelled on the Virginia Tech game's final seconds. "I thought it was N.C. State, to be completely honest. But no, no bad taste in my mouth."

"I'm from California, I'm not so much about that. I just go out and play the game."

The point guard's easygoing vibe is often attributed to his Southern California upbringing — last season's starting forward Darion Atkins called it Perrantes' "Cali swag." But this season, his third as Virginia's starting point guard, the junior's Cali swag has turned into Cali fire.

Perrantes, who is still the ACC's most dangerous three-point shooter (he is successful on a league-best 52.9 percent of his tries from beyond the arc), has evolved into a vocal leader for the Cavaliers since that Virginia Tech game. During the loss in Blacksburg, he was the lone player with palpable energy among the otherwise flat Cavaliers and since then has repeatedly called for more intensity from his teammates.

He's become the guy who will get in a teammate's face during a game — as he did Saturday at Pittsburgh, after center Mike Tobey missed a defensive rebound. All season, seniors Malcolm Brogdon and Anthony Gill have been cast as the players whose job it is to set an aggressive tone for the team from the start of the game. But Perrantes has now cast himself as the player who picks the team up if it's dragging.

"You hope for that when you see one of your lead players, especially your lead guard, mature into an upperclassman," Virginia Coach Tony Bennett said. "He can control the game with how he plays. He's always had that ability with his feel. [Leadership] kind of comes with the territory. You sometimes have to earn that with experience and with play. I think he's been doing a good job . . . just where he's challenging guys and looking to be more assertive at times, but still understanding the flow of the game."

"I think that's been an important part of him maturing and helping our team, without a doubt."

Perrantes's stats have largely stayed the same — he still leads Virginia in assists, averaging 4.3 per game, and is still the third-best scorer, averaging 11.4 points per game — but his assertiveness and intensity, in concert with Bennett and the assistant coaches' efforts to ramp up energy, have trickled down through the entire team in the past few games. The seventh-ranked Cavaliers ([19-4](#), [8-3 ACC](#)) are partly reinvigorated because of their six-game winning streak heading into Tuesday's rematch against Virginia Tech ([13-11](#), [5-6](#)). But both Bennett and Perrantes made note of the "positive vibe" emanating throughout the team as a result of individual efforts.

As for being the one who calls teammates out during games, Perrantes has a matter-of-fact perspective on his shifting role: He's still a laid-back California kid doing what needs to be done.

"We have to be [energized]. We've had so many flat starts on the road," Perrantes said. "We've learned from it. It goes with the coaches as well. They've been really energetic."

MORE

“We don’t want to have any regrets. You have to do what you have to do. . . . We all want the best for each other, the best for the team. There’s nothing personal around here. We all love each other like a family. We just want to go out and get a win.”

END

Wilkins shows he can be a key weapon for Cavaliers

By Jerry Ratcliffe, Daily Progress

February 9, 2016

The more Virginia wins, the better the Cavaliers play, the more opposing defenses focus on limiting the team's "Big Three" of Malcolm Brogdon, Anthony Gill and London Perrantes.

Those three upperclassmen might as well wear bullseyes on their chests, because opposing game plans center around shutting down the trio of lethal Cavaliers scorers.

When an unheralded guy like Isaiah Wilkins comes along and drops a career-high 14 points on someone, like, say Virginia Tech, it catches the eye of ACC coaches. The Cavaliers have been searching for someone to take the heat off their leading scorers and if Wilkins can become a consistent contributor, that's a bonus.

"Malcolm has been scoring so well, and Anthony, and London, too, so when another guy gives us that output offensively, it really balances our team and makes us more potent on offense as well as harder to guard," UVa coach Tony Bennett said after watching his team win 20 or more games for the fifth consecutive season.

Brogdon, the ACC Player of the Week, has been on a six-game scoring frenzy, but was a bit off his game in a 67-49 beatdown of the Hokies on Tuesday night at John Paul Jones Arena. Same for Perrantes, who was 1-for-4. Brogdon was 4-for-12. Gill, who had one of those kinds of games at Pitt, bounced back with 16 points to lead the Cavaliers in scoring against Tech. But he welcomed Wilkins' help.

Certainly the Hokies wanted to prevent "the Big Three" from beating them, and the fact that Wilkins and 10 points from Mike Tobey was important.

Wilkins was 5-for-7 shooting and hit all four of his free throw attempts, more than tripling his season average of 4.2 points per game. His linescore didn't stop there. He added four boards, an assist, a block and a steal in his fourth consecutive start.

The 6-foot-8 sophomore forward from Lilburn, Georgia, sparked Virginia to begin the second half, scoring six consecutive points, including a dunk on a pass from "big brother" Brogdon, and a pure baseline jumper for a 38-25 lead.

"I feel like my role is still to bring energy," Wilkins said after the rout of the Hokies. "I have to produce in different areas now. Last year, it was to come in and be a spark plug. This year I have to be better on defense and things like that."

The stepson of NBA Hall of Famer Dominique Wilkins, Isaiah has been contributing in different ways for the Cavaliers all season long. He may be the best high-post passer in the ACC, something that attracted Bennett to the kid from the Atlanta suburbs a couple of years ago.

With Wilkins' mid-range jump shot, he could become a difference-maker for Virginia down the homestretch. If the shot is there, he'll take it (a high-percentage shot for him), and if it's not, then the defense has to beware because of his keen eye for spotting open teammates on the wings or underneath.

Tobey said that Wilkins is one of the most unselfish players he's ever seen.

"[Wilkins] gets yelled at sometimes in practice for helping too much," Tobey pointed out.

"Yes, I'm known for that," Wilkins chuckled.

There have been occasions when an opponent drives the lane and Wilkins will drift over to help cut off the driver's path to the hoop, only to have that player kick the ball back outside to Wilkins' man, who promptly makes a 3-pointer. That's over-helping if he can't get back to cover his man.

He experienced a few breakdowns similar to that in UVa's win over now-No. 1 Villanova earlier in the season. Bennett sat down with Wilkins and reviewed film of those mistakes and ever since then, the aggressive sophomore has been more comfortable at preventing such breakdowns.

Instead, he's making opponents pay for their mistakes. Leave him open on that mid-range jumper and he's going to cash in.

MORE

“As long as I’m in the 15- to 17-foot range, I’m comfortable,” Wilkins said. “As long as I have room and rhythm, I feel like that’s my shot. It has been my shot since high school, so I try to take it when I can. My teammates know I love the shot, but I’m willing to pass it up if someone else is open.”

Gill, for one, is most appreciative.

“He makes it a lot easier on me, especially on the defensive end, because I know he’s going to be there for me,” Gill said. “He makes it easier for the guards as well because they know he’s going to be there for the help. When we’re blowing up ball screens, he’s always going to be there. He’s never going to be late.”

Wilkins, who said earlier this season that he considers Brogdon his “big brother,” a relationship the two formed in Atlanta, wants to do what he can to help the Cavaliers win down the home stretch.

“Everybody is preaching for me to be aggressive because it can’t just be AG [Gill], London and Malc [Brogdon] scoring all the points,” Wilkins said. “I try to come in and take open shots. These guys are drawing a lot of attention late in the year, so I’ve got to find my spots.”

With Virginia attempting to three-peat as ACC regular season champions, those contributions could prove invaluable.

END

Cavaliers have chins up, but losing to Duke still stings

By Paul Woody, Richmond Times-Dispatch

February 13, 2016

The voices of the Virginia players and coach Tony Bennett were clear, cool and calm.

It was a loss, they all said. It was just another game. Not much to see here folks. Move along.

Nothing that happened on the last play — whether Duke's Grayson Allen walked or was fouled — is going to be changed.

Allen's shot banked off the backboard and went through the basket.

The score forever will be Duke 63, Virginia 62.

But let's pause a moment and drill down a little deeper.

This wasn't just another ACC game, certainly not for Virginia, and given the way Duke coach Mike Krzyzewski left the court, fists pumping at the fanatic Duke students, it wasn't just another game for the Blue Devils.

For Virginia, this was Duke. This was a team the Cavaliers hadn't beaten in Cameron Indoor Stadium since 1995. The losing streak now is 17 games.

Virginia's seniors, Malcolm Brogdon, Anthony Gill and Mike Tobey, who have accomplished so much on and off the court, will leave Virginia never knowing how it felt to silence the Cameron Crazies, to humble the coach who has won more games than any men's major college coach in history.

"We definitely wanted it," Brogdon said. "I don't know if it stings more. A loss is a loss. This is a team we wanted to beat."

Chin up, stiff upper lip and all that considered and cast aside.

This loss does sting.

The Cavaliers wanted to take measure of themselves, and you can do that only against the best teams. Duke is not a great team this year, but the Blue Devils are the defending national champions. And like him or loathe him, Krzyzewski has built a program by which almost every other college basketball program in the country is judged.

At times, Bennett appeared to wish he were in uniform so he could enter the game. He was kind of into it. He wants to win every game. This time, it was almost as if he had to have a victory.

The players can channel Gertrude Stein all they want — a rose is a rose is a rose — and say a loss is a loss, but this was a potential landmark game for the Cavaliers. Winning at Duke is difficult, rare and a signature accomplishment.

However, it is far from a back-breaking, season-churning game.

It's a bitter disappointment for Virginia and an exhilarating victory for Duke.

It neither makes nor breaks the season for either team.

Next up, please.

But before Virginia plays at home against N.C. State on Monday night, the Cavaliers have to process what happened Saturday.

"I wanted them to get that," Bennett said of his seniors. "I said, 'Boy, you can taste it.' And then a play is made."

The play that was made no doubt will be a topic of conversation for a while.

It all began this way:

Brogdon received a surprise pass from Marial Shayok under the basket with just more than 10 seconds to play and Duke leading 61-60. His reverse layup gave Virginia a 1-point lead with 9.9 seconds left.

MORE

“It’s a good feeling, but you know there are 6 seconds left and you’re playing against one of the best coaches in the country,” Brogdon said.

Duke rushed into the frontcourt and called a timeout with 6 seconds left in the game.

“I knew we could get the ball to Grayson or Brandon (Ingram),” Krzyzewski said.

Allen got the ball. He drove to the basket. He stopped short. He went up. He released the ball either after his foot hit the ground, which would have been walking, or a split second before his foot hit the ground.

On Allen’s way up, it certainly appeared Shayok put a good body block on the Duke sophomore.

Considering the way the game had been called in the second half — touch fouls were rampant, especially on the Cavaliers, who had seven team fouls at 9:28 and 10 at 7:29 — Shayok easily could have been called for a foul on that last play.

The officials were not going to blow their whistles either way. The players were going to determine the outcome.

“It was one play,” Krzyzewski said. “They could have won, but we did. I thought we earned it. If they would’ve won, they would’ve have earned it.”

Oh, how the Cavaliers wanted to earn this one.

END

Virginia's Tobey, freed from high expectations, taps into his potential

By Ava Wallace, Washington Post

February 21, 2016

No matter how well he has played, Virginia center Mike Tobey's performances seem to come with caveats. Praise of Tobey's skill are often cut with mentions of the center's faltering confidence or of past issues with consistency or assertiveness. Anthony Gill offered an example after Tobey's 15 points against Notre Dame on Jan. 2: "When his mind is right," Gill said, "he can be a really effective player for the team and help us get to the next level."

Such has been the story of Tobey's career at Virginia. The 7-footer has always run up against high expectations because of his physicality, but his almost four years in Coach Tony Bennett's system have been dotted with little issues that seem to keep him from reaching his full potential, even though he was named the ACC's sixth man of the year for 2014-2015. In years past, he would get gassed and have to come out of games after logging long minutes, and Bennett has called him a "foul magnet."

It has never been in Tobey's nature to embrace the attitude that would match his size — Gill, who's four inches shorter, slams his dunks, winding up beforehand and hanging on after. Tobey simply dunks, barely having to leave the ground to reach the rim, and moves on.

But Tobey's finally comfortable — and more confident — playing within his style. He still draws more fouls than anyone else on the team relative to his minutes played, and his complaisant nature has landed him on the receiving end of a few withering glares from London Perrantes or Gill. But the center is having a career season.

As No. 7 Virginia (21-5, 10-4 ACC) prepares to battle Miami (21-5, 10-4) on Monday night in Coral Gables, Fla., for sole ownership of second place in the ACC, Tobey's 7.1 points and 3.9 rebounds per game are indispensable for Virginia.

"He's showing some more consistency," Bennett said after Virginia's first game against Miami this season, a 66-58 win Jan. 12 in which Tobey scored 12 points in 18 minutes. "This is a big-boy league. I guess you want to say, this isn't a tip-toe league. At this level, the play on the glass is important. The size is needed."

Tobey flourished just as ACC play got underway, turning in a season-best 16 points in Virginia's last nonconference game against Oakland on Dec. 30 and following that up with 15 points and six rebounds off the bench in just 15 minutes against Notre Dame in Virginia's ACC opener.

He has been providing big boosts in small minutes ever since — in the Cavaliers' win against N.C. State on Monday, he had five points in less than a minute as part of a seven-point performance. On Feb. 9 against Virginia Tech, he scored 10 points in 11 minutes. He played a crucial part in Virginia's first game against Miami, in which he scored eight points in a 10-4 run and gave the Cavaliers a 27-21 lead.

"Spending four years in a system, you can't help but get more comfortable," Tobey said.

Tobey is the Cavaliers' fourth-highest scorer behind Malcolm Brogdon, Gill and Perrantes, although six players on Virginia's roster average more minutes per game.

That Tobey is playing his best now makes sense to assistant coach Ron Sanchez, who has known the wide-eyed center since Virginia first started recruiting him at Blair Academy in New Jersey. Tobey has grown three inches since then, but he still exudes the same youth.

"We got Mike committed really early," Sanchez said. "□.□. And he's young. He just turned 21 in October, so most guys his age are [juniors]."

"There was always a maturation that we knew was coming because of his youth, both physically and mentally," Sanchez said. "And he has matched expectations, at the end of the day, if you look at what Mike has assisted us in doing collectively with his other teammates."

MORE

Tobey, for his part, has always been aware of those expectations. He found success on the court this season when he let them go.

He knew his role at the beginning of the year was to be a stout defensive player — to be a consistent presence on the glass, provide size when the Cavaliers needed it — but he also made it a goal to be more assertive on offense in his final college season.

“Realizing that it’s my last year has really allowed me to free my mind and enjoy it, really go for it,” Tobey said. “In the past, I was so worried about all those little things, and now I understand that it’s been a really fun road, a fun trip we’ve had.

“I feel like it won’t hit me until after I graduate, but I’m just trying to soak everything in while I can.”

END

ESPN's 'GameDay' returns to JPJ, where UVa has become dominant under Bennett

By Mike Barber, Richmond Times-Dispatch

February 24, 2016

Shortly after being hired as Virginia's basketball coach in 2009, Tony Bennett peeked out of his office at a Dave Matthews Band concert at John Paul Jones Arena, the Cavaliers' home court.

"I had a vision of what it was like when it was packed," Bennett said during a teleconference with reporters Wednesday.

These days, it's Bennett's third-ranked U.Va. team that is the big draw, playing regularly to packed houses at JPJ and, the last 18 games, sending its fans home happy after a win.

"I love what John Paul Jones Arena has become," Bennett said. "I envisioned that when I first got here."

Virginia (21-6, 10-5 ACC) has gone 33-1 at home in conference games the past four seasons, matching the league's all-time best mark. (Duke went 33-1 during 1962-64 and 32-1 during 1997-2000.)

The Cavaliers haven't lost a home game since falling 69-63 to Duke on Jan. 31, 2015. That was also the last time ESPN's "College GameDay" was broadcast from Charlottesville. That show will be on site again Saturday when U.Va. hosts No. 7 North Carolina (22-5, 11-3), the ACC's first-place team.

Having been through the hoopla of "GameDay" last season, Virginia's players should be more prepared for what to expect this time going into Saturday's showdown with the Tar Heels.

"You have to have a balance about it," Bennett said. "It's great they're here. Notice it, but you can't just block it out, and say it doesn't matter or just become intoxicated with it."

ESPN will broadcast its show, hosted by Rece Davis, live from JPJ from 11 a.m. to noon on Saturday. The crew also includes former Virginia Tech coach Seth Greenberg, Jay Williams and Jay Bilas.

That group also will anchor a pregame show before the game's 6:30 p.m. tipoff.

Senior guard Malcolm Brogdon said he thought the team took the right approach last year against Duke, but could have handled the whole weekend better.

"I think our mindset was OK. I think that's exactly what it was," Brogdon said. "I don't think it was good enough. This year we're even more experienced. We've experienced 'GameDay' now once, and we'll come out with that in the back of our minds and not let it distract us."

Junior point guard London Perrantes said having ESPN back on campus for the second straight season shows how far Virginia's program has come toward establishing itself as a national program. But he said it shouldn't have any impact on how Saturday's game against North Carolina plays out.

"That's for the fans. We're just going to go play," Perrantes said. "It's good for the fans, it's good for the school. I'm happy that they're coming, but we're just going to play the game."

It's unclear whether senior forward Evan Nolte (toe) or sophomore forward Isaiah Wilkins (head) will be able to play against the Tar Heels.

Nolte sat out Monday night's loss at Miami after his toe injury bothered him in practice over the weekend.

"It's just what he can tolerate," Bennett said. "Hopefully, he can do more. We have him in a protective boot when he's walking around. We'll see how he responds."

Wilkins got hit in the back of the head Monday when Miami tried to throw an ally-oop behind him. Bennett stopped short of saying Wilkins has a concussion, though he did indicate that Wilkins is going through concussion protocols this week.

"There of course are steps for someone who gets hit in the head and has a — I don't know if you call it a concussion, but they have to pass certain markers," Bennett said.

END

Brogdon's brilliance, team's overall toughness lift U.Va. over North Carolina

By David Teel, Daily Press

February 27, 2016

Malcolm Brogdon dazzled again and should become Virginia's first ACC Player of the Year since Ralph Sampson bogarted the award from 1981-83. He made 3s, runners, mid-range jumpers and contested layups, all while defending fiercely, as the Cavaliers defeated North Carolina.

But Saturday night's 79-74 victory, which enhances Virginia's cause for a No. 1 NCAA tournament seed and third consecutive regular-season conference title, transcended Brogdon's brilliance.

"Down the stretch," Tar Heels coach Roy Williams said, "Virginia had a greater purpose tonight."

That purpose translated to toughness, a non-negotiable if you want to survive North Carolina's size and athleticism. And though it started with them, that toughness was not reserved for forwards Anthony Gill and Isaiah Wilkins, who combined for 23 points and 14 rebounds.

No, the strength and resilience had to include everyone, so as to limit turnovers and, in the process, slow the Tar Heels' preferred warp-speed offense. So consider the numbers from a March-caliber game befitting top-10 rivals:

Virginia committed eight turnovers, well below the 13.5 UNC opponents average. The Cavaliers outscored the Tar Heels 32-28 in the paint, 14-10 on second-chance points and limited them to two fast-break points.

In its previous four games, North Carolina had averaged 46.5 points in the paint.

"I think they were the actors and we were the reactors tonight," Williams said. "They scored more points in the paint without posting up anybody hardly all night long because they drove the ball to the basket much more aggressively. ... They were just so much more aggressive on both ends of the court."

If anyone was going to deny Brogdon ACC Player of the Year it was Brice Johnson, the Tar Heels' leading scorer at 17.0 points per game and the conference's top rebounder at 10.6. He had 12 and seven Saturday.

Most critical, Johnson, so quick off his feet and so accurate with his shot, committed five of his team's 13 turnovers and did not score for the final 17 minutes. As they often do against low-post scorers, the Cavaliers trapped Johnson repeatedly, once prompting him to airmail a cross-court pass about 10 rows up into the stands.

"He got very discouraged," Williams said.

"We were as aware of him as we could be," Virginia coach Tony Bennett said.

"Maybe the reason we weren't getting the turnovers in previous games was we weren't being physical in our trap," Gill said. "We really focused this week in practice on being physical in the trap and really trying to get chest-to-chest with the guy that we're trapping because it creates a lot of havoc down there for him."

With 15 points and a game-high nine rebounds, the 6-foot-8 Gill finished a board shy of his third double-double this season. It was arguably his best effort since 16 and eight against Syracuse a month ago, if not his 20 and 12 versus West Virginia in early December.

After scoring in double-figures in the season's first 22 games, Gill had contributed six or less in three of the past five games as defenders' length bothered him at the rim. Not Saturday.

"When AG is aggressive and plays confidently and dominates the game inside like he did tonight, it opens the game up for everybody," Brogdon said. "They can't just key in on me. They can't just key in on London (Perrantes). ... They have to play AG real."

Gill, Brogdon (26 points), Perrantes (12) and Devon Hall (11) gave Virginia four double-figure scorers for the fourth time in 16 ACC games and was a stark contrast to Monday's loss at Miami, where Brogdon was the lone Cavalier to score more than nine.

"To beat a team the caliber of Carolina, you have to have that offensively," Bennett said.

Seventh-ranked UNC (23-6, 12-4) had similar balance, with Joel Berry II's career-high 21 points pacing four in

MORE

double-figures, but as Williams noted, the Cavaliers were a half-step quicker to most loose balls and 50-50 rebounds, witness their five “team” offensive rebounds to the Tar Heels’ one.

Williams said he doesn’t play bridge, but he compared Gill to a bridge player and to one of Carolina’s all-time greats.

“He bids on everything,” Williams said. “He bids on every rebound. ... His motor’s high, it stays high. We had a guy named Hansbrough that did the same kind of thing.”

The ACC’s career scoring leader, Tyler Hansbrough is royalty to Williams, and the compliment was not made lightly.

Entering the regular season’s final week, third-ranked Virginia (22-6, 11-5) and Louisville (22-7, 11-5) trails ACC co-leaders North Carolina and Miami (23-5, 12-4) by a game, with Duke (21-7, 10-5) a half-game behind the Cavaliers and Cardinals.

The Cavaliers next play Tuesday in Greenville, S.C., Clemson’s temporary home while Littlejohn Coliseum is renovated. And though inconvenient to play 30 miles from campus, the Tigers are 7-1 there this season in ACC games, beating Louisville, Duke and Miami and losing only to Notre Dame.

Add next Saturday’s finale against Louisville, and Virginia’s path remains difficult. Reprising their formula against North Carolina would serve the Cavaliers well.

“We just said defend and fight in that 94-foot rectangle,” Bennett said, “and I liked what I saw.”

END

Virginia seniors seek to burnish legacy in tournament play

By Ava Wallace, Washington Post

March 9, 2016

CHARLOTTESVILLE — When Tony Bennett gathered his team at center court at John Paul Jones Arena after its last game before heading to Washington to start the postseason, he told his players to look around.

Take in the sold-out crowd, he said, which was standing and applauding the team's 20th win in Charlottesville. Take a glance at the scoreboard, which proclaimed Virginia's 68-46 win over Louisville on Saturday, the Cavaliers' biggest win over a ranked opponent since 1995. Bennett told the five seniors to remember the two ACC regular season titles they won, as well as the league championship they fought for in 2014.

It was a rare moment during which Bennett and his players allowed themselves time to reflect during the season.

"He told us that we were part of something special here," senior Anthony Gill said Saturday. "We helped put the building blocks down, to have all these fans at the games and everything like that, to have the championships that we've had.

"I think me, and all the seniors — we've had a great run here."

Second-seeded Virginia enters the ACC tournament, which gets underway Tuesday at Verizon Center with preliminary games, on one of the conference's best three-year runs. The Cavaliers' 45 regular season conference wins are the second-most in ACC history over a three-year span, after Duke's 46 wins from 1997-98 through 1999-2000, and better than North Carolina's 38 wins and Duke's 39 during the same current time period. This season, Virginia has more wins over ranked teams (six) than any other ACC squad.

This week, Virginia, which has a bye into Thursday's quarterfinals, has a chance to become the only team other than North Carolina and Duke to win more than one ACC tournament title since Wake Forest took back-to-back championships in 1995 and 1996.

The Cavaliers' recent success has fueled the notion of Virginia as a program on the rise in the ACC. Although North Carolina and Duke still rule the conference (even with Duke's subpar season by its standards), ESPN college basketball analyst Seth Greenberg said Virginia's success hints of more than just a stretch of good years.

"Of the teams that legitimately have the chance to compete at the national championship, after North Carolina, you can go through the league," Greenberg said before Virginia beat North Carolina on Feb. 27, "and I'm taking Louisville out of the equation. It's Miami, maybe, and to be honest the league might go through them this season . . . but Virginia is the only other team playing at an elite level."

Bennett's seniors have helped lay the foundation for one of the most successful stretches in program history. The graduating class that includes 2016 ACC player of the year and defensive player of the year Malcolm Brogdon, Gill and center Mike Tobey has 107 wins in its four years, the third-most in Virginia's history. With five more wins they'll equal the 112 wins of the Ralph Sampson era, from 1979 through 1983.

In recruiting them to Charlottesville, Bennett sold such an opportunity to revive the program to players such as Gill, a transfer from South Carolina who chose Virginia over North Carolina and Ohio State, and point guard London Perrantes, a Los Angeles native.

"That's kind of what he told me, how he got me out here," Perrantes said before practice Monday in Charlottesville. "Come build something. We're still building — North Carolina and Duke, they have decades and decades on us. We're at the beginning. We're building."

Bennett's mind isn't on Virginia's legacy as the grueling regular season ends and fast-paced postseason begins. The Cavaliers will open against either Clemson or Georgia Tech, and with a victory could face Miami or Virginia Tech in Friday's semifinals. The Cavaliers lost to each of those schools other than Clemson on the road this season.

So while Bennett was able to take a moment and let the seniors bask in what they've helped create in Charlottesville, the time for reflection has passed.

"You just look at the way the conference was, how close it was, how many teams have fought and how tight every game was, you're going to have to play well," Bennett said, shaking his head. "As far as a target on our back, you're in the postseason now. That stuff just kind of washes away."

END

U.Va.'s Brogdon enjoying 'experience of a lifetime'

By David Teel, Daily Press

March 16, 2016

His college legacy and NBA prospects at stake this season, Malcolm Brogdon had every reason to obsess over Virginia's first day of practice. A six-month journey, a road to reversing past March disappointment, was finally about to start.

But before lacing 'em up that October afternoon, Brogdon had another priority: morning meetings on Capitol Hill with members of Virginia's congressional delegation.

The trip was arranged by Gerald Warburg, a former Senate staffer who teaches in U.Va.'s Frank Batten School of Leadership and Public Policy. Warburg's class is Congress 101: Leadership Strategies, and he efforts to introduce his graduate students to power.

Last semester's group included veterans of the Iraq war, Peace Corps and VISTA, and one celebrity basketball player.

"They're not shy and not without some sense of how the world works," Warburg says of his older students.

Yet it was Brogdon, the class pup, who most distinguished himself on the trip. While classmates asked procedural questions about filibusters and amendments, Brogdon honed in on policy, even as senators and representatives quizzed him about basketball and asked to pose for photographs.

"Malcolm has an extraordinary clarity for a young person on his mission in life," Warburg says.

Clear since his 2011 enrollment at Virginia, that mission has been accomplished. Brogdon has elevated himself and Virginia's program to heights unseen in Charlottesville for decades. As important, Brogdon, who lives in Spartan conditions on U.Va.'s prestigious Range, has positioned himself intellectually and socially to affect United States policy on poverty in Africa.

History degree in hand, master's in public policy to come in May, Brogdon is a first-team All-American and the ACC's overall and Defensive Player of the Year. He has led the Cavaliers to three consecutive NCAA tournaments, their first such run since the mid-1990s, and their highest tournament seeds since the early 1980s — Virginia is a No. 1 seed this season and faces Hampton in a first-round NCAA game Thursday in Raleigh, N.C.

"I'm just building connections for a lifetime," Brogdon says, "and I'm having the experience of a lifetime."

Or, as Cavaliers coach Tony Bennett told Brogdon about his final year: "You can have it all."

Brogdon's unwavering focus, his determination to have it all, are rooted in family.

His mother, Jann Adams, is the Associate Provost for Faculty Affairs and a professor of psychology at Morehouse College in Atlanta. His father, Mitchell, and oldest brother, Gino, are lawyers. His other brother, John, is enrolled in Howard University's law school.

Memorable trips

Malcolm is the baby but was never babied. Nor were his brothers. Academic excellence was expected and nurtured, and family trips were educational rather than frivolous.

The brothers traveled with their dad to Panama while Malcolm was in elementary school. More recently, Malcolm accompanied his maternal grandparents on a mission trip to Malawi and his mother on a junket to Brazil.

But the most indelible excursion was to Ghana when Malcolm, by his estimate, was 10 or 11. Adams worked in a maternity ward, while Mitchell and the boys volunteered at a preschool that was adjacent to a landfill.

MORE

“We knew,” Adams says, “there was going to be extreme poverty.”

Food and clothing were scarce, and the children had to be cleared from the play area — the barefooted hosts schooled Malcolm in soccer — to make way for garbage trucks rumbling to the landfill. But nothing prepared the Brogdons for what transpired one afternoon as they sat on a bus awaiting transport to their quarters.

Trip organizers brought the Brogdons and other volunteers styrofoam containers of chicken and rice to eat during the ride. But before the bus could depart, the preschool children smelled the food and began banging on the bus. Some saw grains of rice that had spilled onto the dirt and ate them without hesitation.

All on the bus agreed to give their food to the children.

“As a parent, you really can’t tell the impact,” Adams says. “You’re hoping they pick up all the different pieces. I think Malcolm really got it.”

At such a vulnerable age, Brogdon could have been scarred. Rather, he was forged.

Got it, indeed.

“Those (trips) really ignited the fire for me in terms of being passionate about changing the poverty situation in some of the third-world countries in Africa and South America,” Brogdon says. “That has really stuck with me, and now as I’m going through graduate school, I’m figuring out different ways I can influence policy to change conditions over there.”

Brogdon has envisioned starting a non-governmental organization (NGO) or, since the Washington trip, running for office. Usually reserved in public, using his warm smile sparingly, Brogdon’s more wonk than showman, but he looks people in the eye, offers a firm handshake and speaks well.

A “psychology of leadership” class taught him how great leaders can influence masses. Public-speaking courses have made him comfortable addressing teammates and media.

“These are portable skills,” Warburg says. “You can apply them to different disciplines. Yes, one can see it manifest itself in a team sport like basketball. But you can also see it manifest itself in a classroom or in interaction with an elected official. (And) they’re more than skills — they’re values, how to deal with people.”

Adams doesn’t believe her youngest is built for the crass world of politics.

“There’s an element of being a politician, I hate to say it, where you can’t be honest all the time, and I don’t think that would be the right fit for him,” she says. “I see him being more of an impassioned advocate for something. ...

“We all have paths, and God gives us opportunities to follow that path. He has been extremely faithful. Everybody’s worried about measuring how smart you are and stuff like that, and they miss the most important pieces. You need to be smart enough, but what you really need to do is have tremendous work ethic and tremendous character. Those are the two things we really pushed for him.”

“He’s been raised well and he has the right mindset of trying to make a difference and make others better,” Bennett says. “I know it’s not lip service. It’s genuine. He really cares about that. He’s the future. He’s what’s next for our society. ... He really has a heart for that. When you see someone who’s engaged and has a heart for something like that, they will make a difference.”

Well-rounded game

As much as teammates, coaches, professors, family and friends are fascinated by Brogdon’s public-service potential, all understand that basketball will be his first post-U.Va. pursuit. He is the first Cavalier since Ralph Sampson in 1983 to be the ACC Player of the Year, but Brogdon’s game is far more nuanced than the 7-foot-4 Sampson’s.

Much like the young man himself, Brogdon on the court is well-rounded, selfless and understated. Lacking warp-speed quickness, classic shooting form and highlight-reel levitation, he thrives on guile, strength and instincts.

MORE

At 6-5, he's an effective and clutch 3-point shooter. He scores inside with an array of moves, most notably a one-footed runner. Defensively, he spreads out, crowds and pesters a variety of all-conference scorers.

He is, to use one of Bennett's favorite words, "complete."

All this with a buttoned-down veneer that includes a pregame yawn, a ritual that used to concern, but now amuses, teammates and coaches.

"He always keeps it consistent," senior forward Anthony Gill says. "There's never any waver in his character at all. ... He is Malcolm Brogdon."

"He's always even-keeled," assistant coach Jason Williford says, "to the point where at times I'm like, 'Malcolm, we need a spike in that. Just give me a little emotion.' But it's who he is, and you have to be true to who you are."

"The way he presents on the court is really how he is," Adams says. "He's not an emotional guy, he's not a sentimental guy. He's thoughtful and loving, but he's not a guy who's going to baby you. He wants everybody to step up. So I can see people seeing him as a little bit demanding, unsympathetic. He's not a guy who tolerates excuses. He thinks if it's hard, you work through it. If you're not doing everything you could be doing, he doesn't want to hear you complaining about things not working out. He thinks everybody should be working as hard as he is. So he can be — intolerant isn't the right word — impatient with people whom he thinks are not taking advantage of opportunities and working hard."

Also recruited by the likes of Harvard, Vanderbilt, Clemson and Minnesota, Brogdon didn't arrive a complete player out of Greater Atlanta Christian School. He developed from a 2011-12 freshman who started one game, had more turnovers than assists and averaged 6.7 points.

This season, his third making first-team All-ACC, he averages 18.7 points, has twice as many assists as turnovers and is shooting career-bests of 46.8 percent from the field and 40.9 percent from beyond the 3-point arc.

"Growing up, playing basketball for AAU and high school," Brogdon says, "I've always had coaches tell me (that) if you're going to get to the highest level, you have to specialize. I've always prided myself on being versatile, on working on everything and not limiting my game."

"I want to guard the best player every night, but while it sounds good when you tell people that, at the end of the day you actually have to get on the floor and you have to guard them. ... It's a lot, it's a handful, but that's my role on the team."

Sharing Christian faith, appreciation for defense and devotion to team, Brogdon and Bennett bonded immediately. Brogdon committed to Virginia the morning after his official visit, even as family urged him, to no avail, to keep scheduled appointments with Harvard and Vanderbilt.

Neither Bennett nor Brogdon craves the klieg lights, but both understand and embrace the responsibilities that accompany leadership. So comfortable are the two that when Bennett spoke to a Batten School group, he, in Warburg's words, "repeatedly, gently, lovingly needled Malcolm in front of 150 classmates."

But there were crises.

Learning from adversity

Brogdon missed the final four games of his freshman season with a broken left foot, and subsequent surgery shelved him throughout 2012-13. The injury strained not only his resolve but also his faith.

His mom and strength coach Mike Curtis were daily counselors, advising, encouraging, pushing. Then, as Brogdon emerged as an All-ACC player as a redshirt sophomore in 2013-14, and as Virginia won the league regular season and tournament and reached its first Sweet 16 since 1995, Brogdon began to envision the possibilities.

More championships, graduate school, greater NBA value.

MORE

“It’s a life experience that prepares you for obstacles beyond basketball,” Brogdon says of the injury. “I think it’s one of, if not the best thing that happened for me college basketball-wise. I’m not sure I’d be the player or person I am today if I wasn’t injured and redshirted.”

Brogdon’s second watershed moment occurred earlier this season. Virginia had just lost at Florida State, falling to 2-3 in the ACC, and Brogdon was playing poorly, outside of himself in an effort to single-handedly shake the team from its funk.

The best leaders know how and when to criticize. Now Brogdon had to learn another leadership lesson: how to accept pointed criticism.

One day after Brogdon’s 4-of-17 shooting at Florida State, Bennett singled him out during a team meeting. He panned his shot selection and urged him to reconnect with the collective mindset.

“Coach Bennett definitely got on me hard,” Brogdon says. “He called me out in front of the team, and really, I tried to be more within the offense from then on and get my shots out of the offense. ... It’s part of being one of the best players on the team. Sometimes you’re going to mess up. Sometimes you’re going to need to be put back in check.”

After Bennett’s critique, Brogdon met individually with some teammates. He wanted to hear their unvarnished observations and advice.

“I feel like this year more than last year, he’s bringing us all together as a leader,” sophomore Marial Shayok says.

That evening, Brogdon called his mom.

“I think those are character-building opportunities,” she says. “When you work really hard and you feel like you’re doing your best, and someone says that to you, you have to have enough character and not so much ego, that you can, in self-reflection, examine what’s going on, and he did that. ...

“He needed to stop forcing and figure out a way to make those around him better. Leading isn’t shooting. He talked to me about it because he really processed it. ... I think he knew that he could do better. It’s hard to be criticized, but I do think he responded to that in a healthy way.”

The next night Brogdon went 7 for 11 and scored 20 points in a victory over Clemson, the first of seven consecutive wins that propelled the Cavaliers back into the top 10. Since the defeat at Florida State, Brogdon is averaging 20.4 points and shooting 51.3 percent from the field, 94.3 percent from the free-throw line.

During the same stretch, the best basketball of his career, he has reinforced his defensive chops against the likes of Duke’s Grayson Allen and Brandon Ingram, North Carolina State’s Cat Barber, Georgia Tech’s Marcus Georges-Hunt, Clemson’s Jaron Blossomgame and Louisville’s Damion Lee.

Throughout, Brogdon has drawn raves and, in the case of Clemson’s Brad Brownell, a warm embrace, from opposing coaches. Not to mention his own.

Future

The next step: helping Virginia advance beyond the Sweet 16 for the first time since 1995.

“What a legacy he’ll leave behind,” Bennett says. “That’s worthy to be celebrated — at the right time. ... You don’t usually see a guy improve in his last year as much as Malcolm did. He’s gotten more efficient, I’ve seen him asserting his leadership. ... To be recognized like he was, in this kind of league with this kind of talent, it’ll be something that will stand the test of time, I’m sure.”

Brogdon has anywhere from one to six college games remaining, after which he’ll prepare for the NBA draft and finish his master’s.

MORE

Once the sole domain of college seniors, the NBA draft has become a futures market where teams gamble on college underclassmen and international prospects. The latest draft projections from Sports Illustrated, DraftExpress.com and NBADraft.net have nine freshmen and either one or two seniors — Oklahoma's Buddy Hield is the consensus senior — among the top 15 picks, with Brogdon slotted anywhere from late in the first round to late in the second.

Regardless of when he's selected, Brogdon's professional career arc figures to mirror his time at Virginia, with intangibles and hard work producing consistent improvement.

"I'm high on Malcolm Brogdon as an NBA player," says ESPN analyst and former Virginia Tech coach Seth Greenberg. "It's got to be the right team. Look, he doesn't have the burst you might want, but he gets by his man. He has long arms, which enable him to — I think he's going to be an elite defender. He has a toughness. He's hard to screen. His shot is awkward, but he makes it.

"The big question is, how far can he push his range out? But he can get the ball to good spots on the floor. Getting the ball to good spots on the floor — people should not take that for granted. He's physically strong. He's 23, right? So at 23 he's maxed out? We draft European guys and wait for them to get to 23 before we try to sign them. I think in the right system for the right coach, I don't see any reason why he can't play in the NBA."

With clear eyes and without delusions, Brogdon understands the hurdles ahead. Better players than he have failed to make the NBA. Equally well-intentioned activists have been unable to change policy toward, and overall conditions in, Africa.

But if Princeton-educated Bill Bradley can become a Hall of Fame basketball player and U.S. senator, if Georgetown-educated Dikembe Mutombo can become a NBA all-star and renowned humanitarian in his native Democratic Republic of the Congo, then why can't Malcolm Brogdon have it all, too?

The work will be taxing, replete with disappointment, sacrifice and satisfaction. Much like the past five years.

"A lot of the time it does feel like too much," Brogdon says. "But I think that's how life works. I think when you're pushing yourself, when you're outside of your comfort zone, it's going to feel like too much. But you have to keep getting up every morning and keep working at it. ... I feel like you have to challenge yourself if you want to accomplish great things. ...

"I'm going to use basketball as long as I can. I think basketball is a tool for me, is more of a platform ... for me to step into life, the real world and do something amazing."

END

NCAA tournament: For Virginia's senior class, bonds come due

By Ava Wallace, *Washington Post*

March 16, 2016

RALEIGH, N.C. — For Anthony Gill, [Malcolm Brogdon](#) is always the hardest to crack. The other Virginia men's basketball players are easier targets — Devon Hall, a mere redshirt sophomore? Doesn't stand a chance.

Take the postgame scene earlier this month at Clemson. Hall made it about half of a sentence into an interview before he noticed Gill staring at him from a few feet away, Gill's curls bouncing up and down as he nodded along with feigned solemnity. Hall stopped. "I'm sorry," Hall said, shaking his head and smiling, "[Gill] just got me off track."

Not so for Brogdon, Gill's closest friend on the team and one of the Cavaliers' team leaders (along with Gill). After the 64-57 win at Clemson on March 1, the two seniors were the only Virginia players left talking to the media. Brogdon just wanted to see his mom and go to bed. He answered yet another question as Gill made faces at Brogdon behind reporters' backs. When Brogdon finished — without so much as a grin — he shouted, "Man, Anthony!" as Gill ran away.

"Sometimes I'm like, 'AG, enough,'" Brogdon said, looking down before he began to smile. "He never stops, but I'm so used to it by now. It's like background noise."

Brogdon and Gill, Virginia's longtime odd couple, are the anchors of one of the most accomplished senior classes in the program's history: the class that brought Coach Tony Bennett two top seeds in the NCAA tournament (including this year), two regular season ACC titles and an ACC tournament championship. The class, which also includes key pieces like Mike Tobey and Evan Nolte, is four wins away (it has 109 since the start of 2012-13) from finishing off the winningest four-season run in program history.

The only thing missing from its résumé is a deep NCAA tournament run. The seniors have made it only as far as the Sweet 16 (in 2014) and have lost to Michigan State each of the past two seasons. The sobering reality for these Cavaliers: If form holds, the second-seeded Spartans and Cavaliers will meet again in the Midwest Region final in Chicago.

"Of course, all of us feel that [pressure]," Tobey said. "With the seniors, there's just an extra sense of urgency because it's our last year here."

Now, as Brogdon and Gill prepare to lead the Cavaliers (26-7) to the NCAA tournament one last time — starting first with No. 16 seed Hampton (21-10) on Thursday in Raleigh — the pair's relationship is as fundamental to the Cavaliers' success as their statistics. For Brogdon, the ACC player of the year, that's a team-leading 18.7 points per game; for Gill, it's 13.3 points and a team-best 6.1 rebounds.

"Experience and maturity and chemistry will be a big role for us at this point," Brogdon said Monday. "That's really what it comes down to in the postseason — if your lead guys can play together and they can do it at a high level and lead the team at a high level, we can be successful."

Brogdon and Gill first became friends when they were both on Virginia's scout team during the 2012-13 season, when Brogdon was redshirting his second year because of a foot injury and Gill was sitting out a mandatory season after transferring from South Carolina. They forged a friendship in practice, frustrating Bennett and fellow teammates alike by routinely beating the first unit.

"Oh, yeah, that was the year the actual team couldn't beat us," Gill recalled.

That was when Gill learned how to dissolve Brogdon into giggles. It was also when Gill and Brogdon discovered they, like the three other seniors in their class (including seldom-used reserve Caid Kirven), had reasons apart from basketball for coming to Charlottesville — be it shared faith with Bennett, a devout Christian, or the university's academics.

"We wanted to be a part of something that would grow them as basketball players but as men as well," Gill said. "Everyone had the same idea in that way."

MORE

Those shared values also helped bond a group of players with dramatically different personalities, which, to Bennett, translated to the long-term success of the program.

“It was essential. All of those guys, what they represented . . . you need the kind of guys that you can go through adversity with. We talked about that before,” Bennett said. “That you can lose with first before you win.

“It sounds strange, but a lot of time when I watch players, I ask myself, ‘Can I lose with Malcolm Brogdon?’ I look up into the stands and see their parents and who’s watching them and say, ‘Are these the kind of people I can lose with, that I can go through hard times with and they’ll stick with it?’ . . . I think that’s significant in eventually building a program. All of those guys have had their shares of ups, but they’ve also had their downs. They just stayed true to that kind of commitment to what matters.”

Sometimes, what matters is simply when one makes the other crack up during an interview.

“Malcolm and I, we’ve had four long years together . . .” Gill started Wednesday, before Brogdon shot him a look across the locker room.

Gill didn’t finish his sentence. He was laughing too hard.

END

Balanced scoring a postseason key for UVa heading to Sweet 16

By Mike Barber, Richmond Times-Dispatch

March 20, 2016

RALEIGH, N.C. — Just before halftime, Marial Shayok showed he was unafraid.

Virginia trailed Butler 25-23 on Saturday night in the second round of the NCAA tournament. Cavaliers senior forward Anthony Gill grabbed a rebound with 8 seconds left before the break and pushed the ball ahead to Shayok, a sophomore guard.

Conventional wisdom dictated Shayok would get the ball to senior guard Malcolm Brogdon, the ACC's player of the year, a Naismith Trophy finalist and the unquestioned leader for U.Va.

Shayok didn't. He dribbled to his right, elevated and got off a jumper as the horn sounded.

Shayok's shot missed, but notice was served. Brogdon's supporting cast understood Saturday night and understands going forward, Virginia's Final Four dreams won't be realized without all of them.

"I just wanted to bring some energy," Shayok said. "We have so much depth on our team. I wanted to step up and provide what I can offensively and defensively."

Shayok scored 10 of his 12 points in the second half, when Virginia (28-7) used a four-guard lineup to create space for dribble penetration. Wildly inconsistent senior center Mike Tobey was a model of offensive efficiency, scoring 10 points in just nine minutes of playing time, grabbing a pair of big offensive rebounds.

Those two joined Brogdon and Gill to give U.Va. four players in double figures in the 77-69 win over the Bulldogs, one that has the Cavaliers headed to Chicago to face Iowa State (23-11) in the Sweet 16, the second time in three years they've advanced that far.

"It took everybody," coach Tony Bennett said.

Balanced scoring has always been a hallmark of Virginia's defense-first program under Bennett, and its significance ratchets up in the postseason.

In this three-year run of NCAA tournament appearances, U.Va. is 5-0 when four or more players reach double digits in scoring. It's 0-2 when fewer than that do.

Saturday night, it was Shayok giving the big, and maybe unexpected, offensive spark, helping to open up things for his teammates.

"When Marial gets in a game, he's always looking to be aggressive and attack the rim," Gill said. "That's something that we need from him because it does make it a lot easier on everybody else when we do have somebody coming off the bench who is really aggressive and looking to score."

It isn't just about scoring. Guards London Perrantes and Devon Hall combined for 12 points, but their perimeter defense on Butler's Kellen Dunham and Roosevelt Jones stopped the Bulldogs from getting into an offensive rhythm.

Of course, tightly contested NCAA tournament games often come down to which team has a player who can score a basket when the game — and the season — is on the line.

To this point, U.Va. really hasn't had a designated go-to guy in NCAA tournament games.

In 2014, three players led or tied for the team scoring lead in NCAA games (Joe Harris, Brogdon and Gill). In 2013, Brogdon led the Cavaliers with 22 points against Belmont, then Gill posted a team-high 11 in the loss to Michigan State.

MORE

This year, Gill put up a team-high 19 in the first-round win over Hampton, before Brogdon matched his NCAA high with 22 in the defeat of Butler on Saturday.

But the day before his team fell to the Brogdon-led Cavaliers, Butler coach Chris Holtmann said Brogdon has been and can continue to be that type of scorer for U.Va., in addition to everything else the ACC's player and defensive player of the year brings to the floor.

"He is their big shot-maker that they want to get shots for when they need baskets, and he's proven that he's capable of doing that over and over," Holtmann said.

But Virginia knows, to win, Brogdon can't do it alone.

END

Virginia knows how to grind out wins, a good thing in NCAA tournament

By Eric Brady, USA Today

March 21, 2016

RALEIGH, N.C. — The Virginia Cavaliers struggled to beat Butler on their way to the Sweet 16. And they think that's a good thing.

They were knocked out of the men's NCAA tournament each of the last two seasons in grind-it-out games against Michigan State. They think the grinder they won 77-69 against Butler shows they've learned something about those kinds of tournament games. They expect that to stand them in good stead on the road ahead.

"I think this game really helped us, being able to fight and figure out a way to win," guard London Perrantes told USA TODAY Sports. "It wasn't easy, and that's good."

Top-seeded Virginia will get fourth-seeded Iowa State in the next round. Perrantes offered a brief scouting report.

"They run, shoot the ball, and Georges Niang is one of the most versatile players in the country," Perrantes said. "He carries a lot of different problems. But I think this game has helped us with those kinds of problems."

Should the Cavs beat Iowa State, they'd reach the Elite Eight, where many prognosticators had expected Virginia to meet Michigan State yet again, before the Spartans were shocked by Middle Tennessee State in the first round. You'd think Perrantes would feel good about that, but no.

"I was a little frustrated," he said. "Just wanted to have that revenge aspect to it and play them again. But I think we learned something from it, too: Don't take anything for granted. And I feel like that helped us" get ready for Butler.

Guard Malcolm Brogdon credited coach Tony Bennett for finding new ways to battle back in these kinds of tough-it-out games: "He's made adjustments going into this game, learning from last year. As a team we followed and we executed the adjustments on the floor. The four-guard lineup is the biggest adjustment, and it really helped us. ... It was a battle of wills and I think we imposed our will a little bit more."

Forward Anthony Gill thinks his team's mentality is the crucial adjustment.

"We came in a little tougher in this game," he said. "We wanted it a little bit more. Not saying we didn't want it last year around this time. This year we knew what we were getting into. We knew we had to go out there and attack from the beginning and fight throughout the whole game, and that's what we did."

Brogdon said the Cavs took Michigan State's loss in stride as they prepared for Butler.

"I don't think it was a distraction," he said. "It was something to take note of and to recognize, but at the same time we're not really a team that focuses on everything else. We focus on the task at hand."

Bennett thinks the most important thing is to play the game freely.

"You got to be free to play this game," he said. "In a way, you got nothing to lose. You watch the tournament and everybody says, 'Well, if you're a lower seed you can play with nothing to lose.' The higher seeds --- these guys, their legacy is intact. They just have to get after this and play. We tried to free their minds to get after it and play the right way."

Michigan State, the departed 2-seed, was a more popular choice for the Final Four than Virginia. Even the president picked the Spartans. The Cavaliers appeared to be the most disrespected top seed.

"We don't worry about that," Perrantes said. "We still got a 1-seed. Obviously somebody respects us enough to give us that. We're just glad to be here, glad to keep playing, and if we take care of business we'll be fine."

Virginia has not been to the Final Four since 1984. What would it be like to get back there again?

"We're in the Sweet 16," Perrantes said, waving a hand. "We're not even thinking about the Final Four yet."

Yet? He grinned.

"The Final Four would be huge," he said. "It would be huge for anybody."

END