

2014 Kent State FOOTBALL

GAME 4 AT VIRGINIA

Kent State Athletic Communications

Aaron Chimenti, Assistant Director
Primary Football Contact
E-mail: achimenti@kent.edu
Work: (330) 672-8468
Cell: (330) 807-5789

Lyndsey Maurer, Director
E-mail: Imaurer2@kent.edu
Work: (330) 672-8467
New Media Director- Dave Carducci
dcarducc@kent.edu

FLASH FACTS

School Information

Name	Kent State University
Location	Kent, Ohio 44242
Founded	1910
Enrollment	42,000 (all campuses)
Nickname	Golden Flashes
Mascot	"Flash" the Golden Eagle
Colors	Navy Blue and Gold
Affiliation	NCAA Division I
President	Dr. Beverly Warren
Alma Mater	UNC-Greensboro
Director of Athletics	Joel Nielsen
Alma Mater	Minnesota State Mankato '85
Deputy A.D.	Devin Crosby
Executive Associate A.D./SWA	Janet Kittell
Football SID	Aaron Chimenti
Conference	Mid-American (East Division)
Home venue	Dix Stadium (1969)
Surface/Capacity	FieldTurf/25,319

Coaching Staff

Head Coach	Paul Haynes
Alma Mater	Kent State '93
Record at Kent State (Years)	4-11 (Second Season)
Overall record	Same
Assistant Coaches	
Offensive Coordinator/Quarterbacks	Brian Rock
Defensive Coordinator/Defensive Line	Brian George
Run Game Coordinator/Offensive Line	Shawn Clark
Safeties	Jeff Burrow
Linebackers/Recruiting Coordinator	Ben Needham
Wide Receivers	Doc Gamble
Tight Ends/Special Teams	Dave McMichael
Running Backs	Don Treadwell
Cornerbacks	Amp Campbell
Director of Football Operations	Zack Tilves
Strength & Conditioning Coach	Antoine Sharp
Graduate Assistant (Defense)	Eron Hodges
Graduate Assistant (Offense)	Bill Nickell
Graduate Assistant (Defense)	Colin Ferrell
Graduate Assistant (Offense)	T.K. Rock

Team Information

First year of football	1920
All-time record	330-520-28/91 years
Bowl record	0-3
Last bowl	2012-13 GoDaddy.com
Result	L, 17-13 vs. Arkansas State
2013 overall record	4-8
2013 MAC record/finish	3-5, 5th East
Starters returning/lost	14/10
Letterwinners returning/lost	42/19
Basic Offense	Multiple
Basic Defense	4-2

The Opening Kick



KENT STATE 0-3 AT VIRGINIA 2-2



Saturday, Sept. 27, 2014 • 3:34 p.m.
Scott Stadium (Grass/61,500) • Charlottesville, Va.
TV: ESPN3 (Shawn Kenney, Al Groh)

Radio: WHLO 640 AM (Ty Linder, Rob Polinsky, Matt Miller)













Kent State continues its three-game road swing with its first program meeting at Virginia Saturday. Using a number of young players in key positions, the Golden Flashes hope to take advantage of extra preparation following their bye week. Six sophomores and two freshmen started on offense in the Flashes' most recent game, while four sophomores and one freshman started on defense.

FACTS IN A FLASH

- Each of the Flashes' first two losses came down to the game's final minutes, including a last second field goal by Ohio.
- Kent State's plus three turnover margin is tied for the MAC lead. The Flashes have not lost a fumble in their last four games.
- The Flashes' last win against a Power Conference opponent was a 35-23 victory at No. 15 Rutgers in 2012. The Scarlet Knights entered the game 7-0.
- Sophomore safety **Nate Holley** leads the MAC with 13.7 tackles per game.

- Sophomore **Nick Holley** averaged 5.7 yards per carry at Ohio State with a career-high six catches out of the backfield.
- Junior **Anthony Melchiori** leads the MAC with a 45.5 punting average.
- Sophomore QB **Colin Reardon** has 2,510 passing yards in 14 career games.
- Freshmen **Marques Moore & Matt Sommers** each had their first career forced fumble at OSU.
- Senior receiver **Chris Humphrey** has 87 career catches for 1,041 yards.
- Senior tight end **Casey Pierce** has caught 44 passes, including six touchdowns in his last 15 games.
- The Golden Flashes are wearing number 54 on one side of their helmets throughout the year, paying tribute to **Jason Bitsko**.
- Junior defensive lineman **Nate Terhune** was tabbed "Toughest Player in College Football" in an offseason article on NFL.com.

2014 Kent State Schedule

	Date	Opponent	Site/Stadium	Time/Result
	Aug. 30	OHIO* (ESPN3)	Kent, Ohio/Dix Stadium	L, 14-17
<i>Notable: Flashes defense forces four turnovers in second half</i>				
	Sept. 6	SOUTH ALABAMA (ESPN3)	Kent, Ohio/Dix Stadium	L, 13-23
<i>Rubber Match: Jaguars jump out to 16-0 lead in second quarter</i>				
	Sept. 13	at Ohio State (ABC, ESPN or ESPN2)	Columbus, Ohio/Ohio Stadium	L, 0-66
<i>Flashes held to 126 yards of total offense</i>				
	Sept. 27	at Virginia	Charlottesville, Va./Scott Stadium	3:30 p.m.
<i>First program meeting; First ACC opponent since 2010</i>				
	Oct. 4	at Northern Illinois*	DeKalb, Ill./Huskie Stadium	5:00 p.m. (4 CST)
<i>Flashes look to snap skid against four-time West Division champion</i>				
	Oct. 11	UMASS*	Kent, Ohio/Dix Stadium	TBA
<i>First program meeting; Minutemen's third year in the MAC</i>				
	Oct. 18	ARMY	Kent, Ohio/Dix Stadium	3:30 p.m.
<i>Flashes' 2014 Homecoming; Fourth series meeting in nine years</i>				
	Oct. 25	at Miami*	Oxford, Ohio/Yager Stadium	2:30 p.m.
<i>RedHawks' Homecoming; Flashes look to take 3 straight in series</i>				
	Nov. 4	TOLEDO* (ESPN2/ESPNU)	Kent, Ohio/Dix Stadium	8 p.m.
<i>Rockets visit Kent for the first time since 2006</i>				
	Nov. 12	at Bowling Green* (ESPN2/ESPNU)	Bowling Green, Ohio/Doyt Perry Stadium	8 p.m.
<i>Winner has also won MAC East in last two seasons</i>				
	Nov. 19	at Buffalo* (ESPN2/ESPNU)	Buffalo, N.Y./UB Stadium	8 p.m.
<i>Second of three straight MAC East tilts to close out season</i>				
	Nov. 25	AKRON* (ESPN2/ESPN3)	Kent, Ohio/Dix Stadium	7 p.m.
<i>Battle for the Wagon Wheel to close season for first time since 2005</i>				

Home games in BOLD CAPS | * Mid-American Conference game
All times are Eastern and subject to change.



GAME 4 AT VIRGINIA

Kent State Media Services

NOTES & RELEASES

Updated Kent State football game notes are available in PDF format at www.kentstatesports.com. To receive the notes via e-mail, contact Asst. Dir. for Athletic Communications Aaron Chimenti at 330.672.8468 or achiment@kent.edu.

CREDENTIALS

All members of the media wishing to cover games in a working capacity must seek appropriate press or photo/video passes in advance. Requests should be made at least one week in advance of game day on http://kent.sidearmsports.com/sb_output.aspx?form=18. If time permits, credentials will be mailed; otherwise, they will be left at the media will-call window on the west side of Dix Stadium.

Media sideline credentials will be issued only to accredited photographers and reporters on assignment. Both a credential and an armband must be displayed for access to field level. Armbands may be picked up in the media area on the first floor of the press box. Media members may not work between the 25-yard lines as suggested in the NCAA game management manual.

WEEKLY PRESS CONFERENCE

Head Coach Paul Haynes will hold a weekly press conference Mondays during the season at 11:15 in the M.A.C. Center loge (3rd Floor), beginning Sept. 1. Select players will also be available at that time. Drinks will be provided.

MAC WEEKLY TELECONFERENCE

The Mid-American Conference football coaches will be available for a weekly teleconference each Monday beginning at 9:30 a.m., starting on Aug. 25 and running through December. Kent State head coach **Paul Haynes** will participate in the call from 10:34-10:42 a.m. Contact the Mid-American Conference or the Kent State Athletic Communications Office to obtain the call-in number. A replay will also be available.

WEEKDAY INTERVIEW SCHEDULE

Kent State Media Availability Schedule (Sept. 21 - Sept. 28)

Monday (Sept. 21) MAC Coaches Teleconference Weekly Press Conference 11:15-11:45 No practice	Tuesday Practice 3:30-5:00	Wednesday Practice 5:30-7:00	Thursday Radio Show Noon Kent State Student Center Golden Flashes Radio
Friday No media availability. Team departs for Virginia.	Saturday Kent State at Virginia 3:30 p.m. ESPN3/WHLO 640	Sunday No media availability	Monday (Sept. 28) MAC Coaches Teleconference Weekly Press Conference 11:15-11:45 No practice

All interviews with Kent State players and coaches must be coordinated through the Athletic Communications office. In-person interviews for coaches and players will be conducted after practice on select days only (typically Tuesday & Wednesday). Tuesday practices routinely end between 5:00-5:30 p.m., while Wednesday practices end at 7 p.m. Coaches and players generally are not available for interviews immediately before or during practice unless special circumstances warrant. In addition, select players will be available at Paul Haynes' weekly Monday press conferences.

Media members should call at least one day in advance for phone interviews, which will be conducted around practice, meetings and class schedules.

PROFESSIONAL SCOUTS

Professional scouts may receive credentials by sending a request via e-mail (Imaurer2@kent.edu) to Director of Athletic Communications Lyndsey Maurer. If space permits, seats will be provided in the media area on the first floor of the press box; otherwise scouts will be given seats in the west side stands.

WEB SITE

Up-to-date Kent State football information is available via the official athletics department web site at www.kentstatesports.com.

Updated results and statistics are available as well as releases, team roster, player bios, coaching staff bios and game recaps. The web site also features real-time statistics for home games plus links to broadcasts of all games on the Kent State Radio Network.

KENT STATE, PLEASE

Kent State University respectfully requests that the institution and its intercollegiate athletics teams be referred to as "Kent State" or "KSU" in shortened reference, as opposed to "Kent." Thank you.

PRESS ROW

Press row gameday phone number: 330-672-2036

THE SERIES & THE ACC

Saturday is the first meeting between the two programs. Kent State is 11-24 against six teams currently in the Atlantic Coast Conference. Nine of those victories came against Louisville. The Golden Flashes' only victory over an opponent that was actively in the ACC came in 1971 at NC State.

- In its most recent game against a MAC opponent, Virginia fell at home to Ball State (48-27) last year.

TV/VIDEO/RADIO

Saturday's game can be seen on ESPN3. Shawn Kenney is on play-by-play with former Virginia head coach Al Groh as the color analyst.

All Kent State games can be heard live on 640 WHLO and Golden Flashes Radio on iHeartRadio. Ty Linder will handle the play-by-play duties and is joined in the booth for the fifth year in a row by color analyst Rob Polinsky. Matt Miller is the sideline reporter. The iHeartRadio channel works on a PC, smart phone or tablet.

WEBSITE, TWITTER & YOUTUBE

For Kent State football stories, statistics, photos, video and more, visit KentStateSports.com. For daily football updates follow @ksuathletics on Twitter. For an extensive video library visit the GoldenFlashesTV channel on YouTube.

THE COACHES

• Last year, **Paul Haynes** became the first Kent State head coach to win his debut since 1988, the first to win his MAC road opener since 1986 and is one of only two KSU coaches (Glen Mason) to defeat both Miami and Ohio in his first year. He was a two-time all-conference defensive back at Kent State from 1987-91, despite joining as a walk-on. He returned to his alma mater as an assistant in 1999 and was promoted to assistant head coach in 2000. After seven seasons on an Ohio State staff that won six Big Ten titles (2005-11), Haynes spent the 2012 season as defensive coordinator at Arkansas.

• **Mike London** (Richmond '83) earned his fourth career win over a ranked opponent, when the Cavaliers topped Louisville 23-21 on Sept. 13. Now in his fifth season, London led Virginia to a bowl appearance in just his second year in 2011. In two seasons at Richmond, he led the Spiders to an FCS national title in 2008 and a semifinal appearance in 2009. A former Richmond police detective, London was as assistant coach at Virginia for six seasons and spent one season as the defensive line coach for the Houston Texans. A defensive back at Richmond, London was named Team MVP as a senior and signed as a free agent with the Dallas Cowboys.

2014 Kent State FOOTBALL

GAME 4 AT VIRGINIA

Around The MAC

2014 MAC STANDINGS

East	MAC	Overall
Ohio	1-0	2-2
Bowling Green	0-0	2-2
Akron	0-0	1-2
Buffalo	0-0	2-2
UMass	0-0	0-4
Miami	0-0	0-4
Kent State	0-1	0-3

West	MAC	Overall
Toledo	1-0	2-2
Northern Illinois	0-0	3-1
Central Michigan	0-0	2-2
Western Michigan	0-0	2-1
Eastern Michigan	0-0	1-3
Ball State	0-1	1-3

**MID-AMERICAN
CONFERENCE**

LAST WEEK'S RESULTS

September 20

Bowling Green 17 at Wisconsin 68
 Eastern Michigan 14 at Michigan State 73
 Marshall 48 at Akron 17
 Central Michigan 10 at Kansas 24
 Norfolk State 7 at Buffalo 36
 UMass 7 at Penn State 48
 Northern Illinois 14 at Arkansas 52
 Ball State 23 at Toledo 34
 Miami 24 at Cincinnati 31
 Murray State 14 at Western Michigan 45
 Idaho 24 at Ohio 36

THIS WEEK'S SCHEDULE

September 27

Bowling Green at UMass, 3 p.m.
 Miami at Buffalo, 3:30 p.m.
 Western Michigan at Virginia Tech, TBA
 Central Michigan at Toledo, TBA
 Eastern Illinois at Ohio, TBA
 Kent State at Virginia, TBA
 Akron at Pittsburgh, TBA
 Miami at Michigan, 3:30 p.m.

FLASHES AMONG MAC LEADERS

<u>Passing Avg.</u>	T-19. Dellinger, 7.0
9. Reardon, 184.3	T-40. Waugh, 5.7
<u>Receptions</u>	<u>Forced Fumbles</u>
T-9. Calhoun, 5.0	1. Holley, 0.67
<u>Total Offense</u>	<u>Fumbles Recovered</u>
10. Reardon, 189.0	1. Nagy, 0.50
<u>Kick Return Avg.</u>	
7. Calhoun, 19.5	
<u>All-Purpose Avg.</u>	
6. Calhoun, 113.5	
<u>Punting</u>	
1. Melchiori 45.5	
<u>Tackles</u>	
1. Holley, 13.7	
17. Italiano, 7.7	

Virginia Information

PREVIEWING VIRGINIA

- Each of Virginia's losses have come against Top 20 opponents (UCLA, BYU).
- The Cavalier defense ranks 14th in the nation in sacks (3.5/game) and 22nd in rushing yards allowed.
- The Virginia offense does not hesitate to go for it on fourth downs, converting on four of seven attempts this season.
- The Cavaliers are second in the nation in turnovers gained with eight fumbles recovered and five interceptions.
- Virginia ranks 14th in the nation in kick return average (25.9).
- The Cavaliers are coming off a season-best 519 yards of total offense at BYU on a program record 102 plays from scrimmage.

KEY PLAYERS TO WATCH

- Senior middle linebacker Henry Coley leads the team with 6.5 tackles for loss (4 sacks) and has forced two fumbles. Last season, he led Virginia with 91 tackles.
- Senior tailback Khalek Shepherd averaged 5.2 yards per carry at BYU, totaling 73 yards and a touchdown on 14 attempts.
- Senior receiver Miles Gooch is coming off a a career-best six-catch game at BYU.
- Sophomores Greyson Lambert and Matt Johns have each taken snaps at quarterback in all four of Virginia's games. They have combined to complete 63 percent of their passes for 937 yards and six touchdowns.

- Senior receiver Darius Jennings is a deep threat, averaging 16.7 yards per catch on 11 receptions this season. He is also averaging 28.2 yards on kick returns.
- Junior Ian Frye connected on a career-high four field goals at BYU, including two over 40 yards. He is 10-of-11 on field goals this season.

OPPONENT QUICK FACTS

General Information

Location	Charlottesville, Virginia
Founded	1819
Enrollment	21,095
President	Dr. Teresa A. Sullivan
Athletic Director	Craig Littlepage
Nickname	Cavaliers
Color	Orange & Blue
Conference	ACC
Stadium	Scott Stadium
Capacity/surface	61,500/Grass

Head Coach

Head Coach	Mike London
Alma Mater	Richmond '83
	Fifth Season
Record at Virginia	18-32
Career Record	42-37
Football Office Phone	434.982.5900

Team Information

2013 Overall Record	2-10, 0-8 ACC
2013 Postseason	None
Offensive Formation	Pro-Style
Defensive Formation	4-3
Starters Ret. (O/D)	7/9
Letterwinners Ret./Lost	54/19

Media Relations

Football Contact	Vincent Briedis
Office Phone	434.982.5500
E-mail	briedis@virginia.edu
Secondary Contact	Jim Daves
Phone	434.982.5500
E-mail	jbd7d@virginia.edu

2014 Results (2-2, 0-0 ACC)

Aug. 30	vs. UCLA	L, 20-28
Sept. 6	vs. Richmond	W, 45-13
Sept. 13	vs. Louisville*	W, 23-21
Sept. 20	at BYU	L, 33-41
Sept. 27	vs. Kent State	3:30 p.m.
Oct. 4	vs. Pittsburgh*	TBA
Oct. 18	at Duke*	TBA
Oct. 25	vs. North Carolina*	TBA
Nov. 1	at Georgia Tech*	TBA
Nov. 8	at Florida State*	TBA
Nov. 22	vs. Miami*	TBA
Nov. 28	at Virginia Tech*	TBA

GAME 4 AT VIRGINIA

SUPPORTING MD RESEARCH

Kent State and Virginia coaches will join football staffs around the country wearing a Coach to Cure MD patch to raise awareness and funding for Duchenne Muscular Dystrophy research. Fans can donate online at www.CoachtoCureMD.org or donate \$5 by texting CURE to 90999."

YOUNG UP FRONT

An injury to senior right tackle **Terrell Johnson** gave redshirt freshman **Brock Macaulay** his first career start at Ohio State, making the average career games played of the five starting linemen 6.8. Sophomore starting center **Alex Nielsen** appeared in his first college game in the season opener. Junior left guard **Jim Katusha** also made his first appearance in Division I game to open the year. The only two linemen to enter the Ohio State game with more than two career games played were sophomores **Reno Reda** and **Wayne Scott**. True freshman **Nathan Puthoff** has also seen time in two games at guard and could get his first start at Virginia.

- Two years ago, the average games played for a Kent State offensive lineman heading into week three was 27.0.
- Last year, Reda, Scott and Johnson were a part of an offensive line that ranked in the nation's Top 20 in fewest sacks allowed.

MORE FIRST STARTS & DEBUTS

- True freshman **Jon Cunningham** has started all three games at nose tackle.
- Against South Alabama, redshirt freshman **Kris White** got his first start at wide receiver and sophomore **Nick Holley** got his first start at running back and redshirt freshman **Demetrius Monday** made his first career start at cornerback. True freshman **Zach Singer** made his college debut in the defensive line rotation.
- One week earlier, sophomore **James Brooks** made his first college appearance, starting at wide receiver, kick returner and punt returner.
- At Ohio State, freshman **Eldin Anu** got his first start at wide receiver
- True freshmen linebackers **Matt Sommers** and **Marques Moore** and cornerback **Jerrel Foster** along with redshirt freshman **Dustin Moore** have all seen valuable time on both defense and special teams. Freshman **Miles Hibbler** has seen time at running back in all three games.
- In 2013, six Golden Flashes played as true freshmen: **Nate Holley**, **Nick Holley**, **Darius Redmond**, **Elcee Refuge**, **Wayne Scott** and **Terence Vaughn**. All six are playing larger roles in 2014.

RUSHING BATTLE IS KEY...

Since 2012, Kent State is 14-2 when outgaining opponents on the ground and 1-12 when the opposition runs for more yards. The Golden Flashes outgained their opponents by over 100 rushing yards in each of their four wins last season.

...AND A STRONG FIRST HALF

Since the beginning of 2012, Kent State is 13-0 when leading at halftime and 1-13 when trailing at the break.

TOP TARGETS

Sophomore slot receiver **Ernest Calhoun's** 11 catches against Ohio are the second most in a game by a MAC receiver this season and the most by a Kent State receiver since 2010.

Since last season, the duo of (seniors) **Casey Pierce** and **Chris Humphrey** has combined for 95 catches, 1,097 yards and 10 touchdowns.

- Pierce was one of 38 tight ends initially named to the John Mackey Award Preseason Watch List.

How They Stack Up (2014 Stats)

Team Statistics	KSU	UVA
Record (Conference)	0-3 (0-1)	2-2 (1-0)
Points/game	9.0	30.2
Total offense/game	232.7	380.0
Rushing yards/game	47.3	145.8
Passing yards/game	185.3	234.2
Points allowed/game	35.3	25.8
Total offense allowed/game	470.7	348.5
Rushing yards allowed/game	215.0	99.8
Passing yards allowed/game	255.7	248.8
Kickoff return average	19.7	25.9
Punt return average	6.0	5.5
Fumbles-lost	1-0	7-4
Penalties-yards	22-151	25-191
Net yards/punt	37.7	36.1
Time of possession/game	28:36	33:43
3rd-down conversion	37%	43%
4th-down conversion	-	57%
Red-zone scores	50%	88%
Red-zone touchdowns	50%	53%
Turnover margin	+3	+3

NCAA/Conference Rankings	KSU	UVA
Rushing Defense	104/10	22/4
Rushing Offense	122/13	87/9
Sacks Allowed	100/10	22/5
Scoring Defense	104/8	77/13
Scoring Offense	124/13	69/11
Passing Efficiency	118/12	91/11
Pass Efficiency Defense	122/12	44/6
Sacks	117/13	14/3
Tackles for Loss	118/12	27/5
Total Defense	109/11	39/9
Total Offense	123/12	87/13
Turnover Margin	20/1	34/3
Kickoff Returns	79/9	14/3
Net Punting	63/5	91/12
Passing Offense	102/11	67/8
Punt Returns	91/10	95/11
Pass Defense	87/8	79/13

After making one catch in 2012, Pierce had a breakthrough season in 2013. He led the Flashes with five touchdown grabs and his 33 total catches were the most by a Kent State tight end since 1999. Last year, Pierce was among 53 nominees for the Burlsworth Trophy, given to the nation's best player that started his career as a walk-on.

- Prior to Ohio State, Humphrey made a catch in 22 straight games. His team-leading 51 catches last season, were the ninth most in a season by a Kent State receiver and his 613 receiving yards were the most by a KSU wideout since 2010. Humphrey needs 15 catches to crack Kent State's Top 10 in career grabs. He has shown continued improvement since he first arrived in Kent and played exclusively on special teams as a freshman.

THIRD DOWN CONVERSION

Ohio State's speed on offense proved to be a difference-maker on third down attempts. The Buckeyes went 8-for-12 on third down attempts, while Ohio and South Alabama combined to go 13-for-31.

2014 KENT STATE LEADERS

Rushing	Att.	Net	Avg.	TD	Ypg
Nick Holley	25	87	3.5	0	29.0
Anthony Meray	14	33	2.4	0	11.0
Miles Hibbler	8	16	2.0	0	5.5
Colin Reardon	20	14	0.7	0	4.7
Passing	C-A-I	Pct.	Yds.	TD	Ypg
Colin Reardon	61-108-4	56.5	553	4	184.3

Receiving	Rec.	Yds.	Avg.	TD	Ypg
Ernest Calhoun	15	128	8.5	0	42.7
Casey Pierce	11	128	11.6	1	42.7
Nick Holley	11	74	6.7	1	24.7
Chris Humphrey	10	109	10.9	1	36.3
Josh Boyle	8	40	5.0	1	13.3
Defense	UT-AT-TT	TFL	Sacks	INT	FF-FR
Nate Holley	28-13-41	-	-	-	2-1
Jordan Italiano	13-10-23	1.0	-	-	0-1
Matt Dellinger	9-12-21	1.0	-	1	-
Terence Vaughn	11-6-17	2.0	1.0	-	-
Elcee Refuge	7-7-14	2.0	-	-	-
Jontey Byrd	7-3-11	2.0	1.0	-	-

2014 VIRGINIA LEADERS

Rushing	Att.	Net	Avg.	TD	Ypg
Kevin Parks	63	197	3.1	1	49.2
Khalek Shepherd	31	144	4.6	1	36.0
Taquan Mizzell	30	103	3.4	1	25.8
Matt Johns	8	47	5.9	0	11.8
Passing	C-A-I	Pct.	Yds.	TD	Ypg
G. Lambert	63-97-4	64.9	564	2	141.0
Receiving	Rec.	Yds.	Avg.	TD	Ypg
Taquan Mizzell	16	62	3.9	0	15.5
Canaan Severin	15	165	11.0	2	41.2
Miles Gooch	13	163	12.5	1	40.8
Doni Dowling	13	97	7.5	0	24.2
Defense	UT-AT-TT	TFL	Sacks	INT	FF-FR
Daquan Romero	15-21-36	4.0	1.0	1	1-1
Quin Blanding	21-12-33	-	-	1	0-0
Henry Coley	17-15-32	6.5	4.0	-	2-0
Max Vallas	7-12-19	4.5	4.5	-	1-1

2014 Kent State FOOTBALL

GAME 4 AT VIRGINIA

PLAYING LIKE A VETERAN

Sophomore **Nate Holley** has been Kent State's leading tackler for the last five games, following 14 tackles at Ohio State. It was also the second time in three games Holley made 12 solo stops. He was named MAC East Defensive Player of the Week in following the season opener against Ohio. Holley had a hand in three defensive turnovers on three consecutive Ohio possessions. He piled up 18 tackles (12 solo), tying for the most in a game by a Kent State player since 2009 (**Cobrani Mixon**). He was credited with one fumble recovery and two forced fumbles, but also helped force a fumble that was credited to **Jon Cunningham**. He currently ranks fourth among the nation's tackling leaders and second in solo tackles. Holley had interception against South Alabama that was overturned on a penalty.

- In 2013, Holley was used on special teams in the first nine games before moving into a starting safety role.

NOT TO BE OUTDONE

Sophomore **Nick Holley** made his first career start at running back against South Alabama. He totaled 73 yards of offense and his first touchdown. In his last two games, Holley has run for 81 yards and made nine catches for 63 yards receiving. Last season, he made 10 tackles on special teams and recovered a fumble.

TACKLING TRIO

Three Kent State players currently rank in the MAC's Top 20 in tackles. In addition to Nate Holley, junior linebacker **Matt Dellinger** is 19th and junior safety **Joradn Italiano** is 17th. Dellinger (77) and Italiano (76) were also two of the Flashes' top three tacklers from last season. Dellinger brings experience to linebacker group that had very little last season. Also returning to the linebacking corps are sophomore **Darius Redmond**, who started six games in 2013.

- Dellinger just made his first career interception at Ohio State, while Italiano recovered a fumble.

- Sophomore star **Elcee Refuge** was among the team's leading tacklers at Ohio State with a career-high eight stops and one tackle for loss.

REARDON SETTLING IN

Kent State is now reaping the benefits of returning its starting quarterback. In the season opener, **Colin Reardon** had the second best completion percentage (73.1) among all MAC quarterbacks (18th FBS). Reardon's 1,957 passing yards and 12 touchdowns last season were the second most by a KSU freshman QB. He also showed the ability to run the ball, finishing third on the team with 336 rushing yards and two scores.

ESTABLISHING DEPTH

Redshirt freshman quarterback **Nathan Strock** made his first college appearance in the second quarter at Ohio State and completed his first pass in the second half.

WALK-ON SUCCESS STORIES

During preseason camp, Kent State awarded scholarships to sophomore **Ernest Calhoun**, junior **Clay Miller** and senior **Marcus Wright**, who all had success as walk-ons. Seniors **Casey Pierce** and **Nate Vance** and junior **Chad Bushley** also started their careers as walk-ons, before making major impacts.

- Calhoun has moved into the starting role at slot receiver and leads the team with 15 catches. Last year, he was the team's top kick returner & punt returner. Calhoun had just five carries last year, but two went for over 20 yards on reverses. He also made eight catches for 42 yards.

- Wright and Miller are both playing major roles on the defensive line. They follow in the footsteps of Vance, who tied for the team lead with 3.5 sacks last year and his 46 tackles tied for the most among Flashes defensive linemen.

- Bushley is serving as the starting long snapper on punts and kicks for the third straight year.

MORE WALK-ONS CONTRIBUTING

- Sophomore **Nick Cuthbert** is seeing action at safety and on special teams.

- Senior **Andrew Horning** took over punting duties for a portion of last season. In his first game, he averaged 42.8 on four punts.

- Junior **Joe Ziccardi** has been a fixture on special teams and started two games at WR last year.

- Sophomore **Brad Miller** served as the starting kicker for part of last season.

FLIPPING THE FIELD

Three-time Ray Guy Award Watch List member **Anthony Melchiori** placed four punts inside the 10 yard line at Ohio State. Melchiori also had four boots of over 50 yards in that game. He started his season with a 71-yard punt, still the longest punt in the MAC this year. It was his second career punt of over 70 yards. Melchiori has pinned nine of his 25 punts inside the 20 this year.

- At Ohio State, the Flashes had a punt blocked for the first time since 2010.

- Five of Melchiori's eight kickoffs have gone for touchbacks.

Kent State in 2014

At home	0-2
On the road	0-1
On natural grass	0-0
On artificial surface	0-3
When scoring first	0-0
When opponent scores first	0-3
When leading at halftime	0-0
When trailing at halftime	0-3
When tied at halftime	0-0
When leading after three quarters	0-0
When trailing after three quarters	0-3
When tied after three quarters	0-0
In overtime	0-0
In games decided by 3 points or less	0-1
In games decided by 7 points or less	0-1
In games decided by 10 points or less	0-2
In games decided by more than 14 points	0-1
When running more plays than opponent	0-0
When opponent runs more plays	0-3
When plays are equal	0-0
When gaining more total yards	0-0
When gaining less total yards	0-3
When rushing for more yards than opponent	0-0
When rushing for less yards than opponent	0-3
When passing for more yards than opponent	0-2
When passing for less yards than opponent	0-1
When committing fewer turnovers	0-1
When committing more turnovers	0-1
When turnovers are even	0-1
When winning time of possession	0-1
When opponent wins time of possession	0-2
When running 70 or more plays	0-0
When running less than 70 plays	0-3
When rushing for 100 yards or more	0-0
When rushing for less than 100 yards	0-3
When passing for 200 yards or more	0-2
When passing for less than 200 yards	0-1
When pass % is 60% or better	0-1
When pass % is under 60%	0-2
When third down conversion is 40% or better	0-2
When third down conversion is under 40%	0-1
When committing fewer penalties	0-0
When committing more penalties	0-2
When penalties are even	0-1
When gaining 20 first downs or more	0-0
When gaining less than 20 first downs	0-3

WINNING TURNOVER BATTLE

Kent State's plus three turnover margin leads the MAC and is 20th in the nation.

- An interception in the game's last minute against South Alabama was the Flashes' first turnover in four games.

- Against Ohio, Kent State forced and recovered fumbles on four straight second-half possessions.

- Having one of the top turnover margins in the nation was a major factor in Kent State's 2012 MAC East title run.

GAME 4 AT VIRGINIA



REMEMBERING JASON BITSKO

On Wednesday, Aug. 20, during a preseason camp morning practice, the Kent State football team received tragic news of the unexpected overnight death of **Jason Bitsko**. The fourth-year junior was slated to be the team's center after starting all 12 games at right tackle last season. Bitsko had become a team leader, mentor and friend to many both on and off the field. In his honor, every Kent State player will wear number 54 on one side of their helmet throughout the season. The logo above displays on the turf at Dix Stadium.

ON THE ROAD

Since 2012, the Flashes are 8-7 in true road games, but just 2-6 since last season. Saturday will be the second largest crowd of the season, the Flashes play in front of. Ohio State drew 104,404 fans. Last year, Kent State played in two 90,000-plus venues, with back-to-back trips to LSU and Penn State.

HOMEGROWN TALENT

Of the 100 players on Kent State's week one roster, 68 come from the state of Ohio.

- 8 players come from Florida
- 4 players are from the greater Atlanta area
- 3 players are from the greater New Orleans area

Pronunciations

2 Malcom Pannell	pa-NELL
7 Elcee Refuge	REF-yooge
8 Calvin Tiggie	TIG-el
12 Najee Murray	NAW-szjee
14 Anthony Melchiori	mel-kee-OR-ee
21 Anthony Meray	muh-RAY
28 Eldin Anu	ah-NEW
32 Matt Dellinger	DEL-ing-ur
34 Trayion Durham	TRAY-yon
45 Marques Moore	MAR-cus
55 Reno Reda	REE-da
62 Nathan Puthoff	POOT-off
69 Nate Terhune	ter-HUENE
72 Jim Katusha	ka-TWO-shuh
86 Zaquon Tyson	za-KWON
95 Kain Anzovino	ANN-zuh-VEE-no

UP NEXT

The Flashes will take on seven Mid-American Conference opponents over their next eight games, beginning with a road trip to Northern Illinois Saturday, Oct. 4. The Huskies (3-1) have won 23 consecutive conference games.

MAC ADDS BOWL SPOTS

This season, the Mid-American Conference will have a minimum five guaranteed bowl opportunities. The Boca Raton Bowl, the Popeyes Bahamas Bowl and the Camellia Bowl, all new in 2014 join the GoDaddy Bowl and Famous Idaho Potato as primary partners with the MAC. In 2012, a record seven MAC teams earned spots in bowl games. The conference will compete in the Miami Beach Bowl in the 2016 and 2018 seasons. The MAC will also be a primary partner in the San Diego County Credit Union Poinsettia Bowl in 2017 and 2019 and a secondary partner in 2014-16 and 2018.

SPRING SEASON AWARDS

At the conclusion of the 2014 spring season, Kent State's coaching staff handed out its spring awards. The Jack Lambert Award, given to the defensive player who made the biggest improvement went to sophomore defensive back **Elcee Refuge**. The Don Nottingham Award, given to the offensive player who made the biggest improvement, went to redshirt freshman lineman **Brock Macaulay**. Sophomore safety **Nate Holley** and junior lineman **Jason Bitsko** shared the Gerald and Victoria Read Award, given to the player who exemplifies hard work and dedication beyond the call of duty. The Matt Ramser Award went to tight end **Casey Pierce** and running back **Nick Holley**, given annually to the player who best exemplifies the qualities of courage, dedication attitude and commitment. The Leo Strang Award, given to the upperclassmen with the highest cumulative GPA, went to safety **Nick Cuthbert**.

PRESEASON PICKS

Kent State was picked to finish fifth of seven teams in the East Division, in the MAC's preseason poll. Bowling Green was picked to win the East and the MAC championship and Toledo was projected as the West Division champion.

FLASHES PICK FOUR CAPTAINS

At the end of preseason camp, Kent State players and coaches selected three seniors (WR **Chris Humphrey**, TE **Casey Pierce**, DL **Nate Vance**) and one junior (S **Jordan Italiano**) to serve as team captains throughout the 2014 season. Each game, the Flashes will rotate in a fifth captain.

Kent State Player Starts

Player	2014 Starts	Consecutive Starts	Career Starts
Eldin Anu	1	1	1
Josh Boyle	0	1	4
James Brooks	2	0	2
Ernest Calhoun	2	0	2
Jon Cunningham	3	3	3
Matt Dellinger	3	15	17
Trayion Durham	0	0	33
Richard Gray	3	3	4
Nate Holley	3	6	6
Nick Holley	2	2	2
Chris Humphrey	3	3	26
Jordan Italiano	3	16	16
Terrell Johnson	2	0	19
Jim Katusha	3	3	3
Brock Macaulay	1	1	1
Anthony Meray	1	0	2
Najee Murray	3	3	3
Alex Nielsen	3	3	3
Malcolm Pannell	2	1	6
Casey Pierce	3	3	8
Colin Reardon	3	7	14
Reno Reda	3	3	9
Darius Redmond	3	4	9
Elcee Refuge	3	3	3
Wayne Scott	3	8	8
DeVante' Strickland	0	0	12
Nate Terhume	3	6	9
Calvin Tiggie	0	0	6
Nate Vance	3	3	13
Kris White	1	0	1
Joe Ziccardi	0	0	2

LOOKING AHEAD

In 2015, Kent State will visit Illinois and Minnesota. The Flashes will also renew series with Marshall and Delaware State at Dix Stadium in 2015. KSU will head back to Penn State in both 2016 and 2018. Alabama and Monmouth will also be on the 2016 schedule. The Flashes will visit Marshall and Clemson in 2017 and head back to Illinois in 2018.

FLASHES IN THE NFL

As of the first week of August 2014, 11 former Kent State athletes were in NFL training camps, while three others were competing in professional football.

- In May, **Dri Archer** became the second Kent State player in as many seasons to be selected in the third round of the NFL Draft (**Brian Winters**).
- Patriots receiver **Julian Edelman** has caught six or more passes in nine straight games, the longest active streak among NFL players.

2014 Kent State FOOTBALL
GAME 4 AT VIRGINIA

KENT STATE DEPTH CHART

OFFENSE

Pos.	No.	Name	Class	Ht.	Wt.	Hometown
WR-Z	6	Chris Humphrey	Sr.	6-1	194	Solon, Ohio
	28	Eldin Anu	Fr.	5-9	167	Columbus, Ohio
SLOT (A)	19	Josh Boyle	Jr.	5-9	173	Venice, Fla
	25	Ernest Calhoun	So.	5-6	151	Akron, Ohio
LT	55	Reno Reda	So.	6-6	292	Pataskala, Ohio
	70	Stefano Millin	Fr.	6-5	257	Massillon, Ohio
LG	71	Wayne Scott	So.	6-3	320	Daytona Beach, Fla.
	72	Jim Katusha	Jr.	6-5	290	Cleveland, Ohio
C	63	Alex Nielsen	So.	6-4	294	Amherst, Ohio
	57	Tad France	So.	6-4	285	Elyria, Ohio
RG	62	Nathan Puthoff	Fr.	6-4	296	Columbus, Ohio
	73	Jake Witucki	So.	6-5	293	Natrona Hts., Pa.
RT	74	Brock Macaulay	R-Fr.	6-5	290	Big Prairie, Ohio
	67	Terrell Johnson	5-Sr.	6-4	302	Pasadena, Md.
QB	10	Colin Reardon	So.	6-1	202	Poland, Ohio
	16	Nathan Strock	R-Fr.	6-2	185	Zanesville, Ohio
TB	4	Nick Holley	So.	5-10	191	Toledo, Ohio
	21	Anthony Meray	Sr.	5-8	196	Spanaway, Wash.
	22	Miles Hibbler	Fr.	5-11	187	Troy, Ohio
TE	7	Casey Pierce	5-Sr.	6-4	242	Parma, Ohio
	13	Brice Fackler	So.	6-3	234	Kenton, Ohio
	82	Ryan Malone	R-Fr.	6-1	242	New Orleans, La.
WR-X	81	Kris White	R-Fr.	6-2	210	Clermont, Fla.
	12	James Brooks	So.	5-9	200	Groveland, Fla.
	8	Charles Chandler	So.	6-2	197	Columbus, Ohio

DEFENSE

Pos.	No.	Name	Class	Ht.	Wt.	Hometown
LE	34	Richard Gray	5-Sr.	6-2	250	Pittsburgh, Pa.
	52	Clay Miller	Jr.	6-4	270	Maple Hts., Ohio
Nose	90	Jon Cunningham	Fr.	6-0	295	Bedford, Ohio
	98	Zach Singer	Fr.	6-2	310	Las Vegas, Nev.
Tackle	69	Nate Terhune	Jr.	6-4	270	Chagrin Falls, Ohio
	56	Jontey Byrd	R-Fr.	5-10	275	Daytona Beach, Fla.
Leo	51	Terence Waugh	So.	6-1	250	Atlanta, Ga.
	48	Nate Vance	5-Sr.	6-1	230	Stow, Ohio
LB	36	Darius Redmond	So.	6-0	210	Miami, Fla.
	45	Marques Moore	Fr.	6-2	200	Springfield, Ohio
	30	Dustyn Moore	R-Fr.	6-0	225	Stockbridge, Ga.
LB	32	Matt Dellinger	Jr.	6-1	225	Clarkston, Mich.
	33	Matt Sommers	Fr.	6-2	242	Kent, Ohio
Star	7	Elcee Refuge	So.	5-9	230	New Orleans, La.
	23	Jordan Italiano	Jr.	5-10	207	Canfield, Ohio
FS	18	Nate Holley	So.	5-11	200	Toledo, Ohio
	37	Nick Cuthbert	So.	6-0	208	Chesterland, Ohio
SS	23	Jordan Italiano	Jr.	5-10	207	Canfield, Ohio
	27	Kevin Bourne	R-Fr.	5-10	191	Newark, Ohio
CB	2	Malcolm Pannell	5-Sr.	5-10	172	Pickerington, Ohio
	26	Jerrell Foster	Fr.	6-0	182	Cincinnati, Ohio
CB	21	Demetrius Monday	R-Fr.	5-10	197	Douglasville, Ga.
	13	Kerrick Rhone	So.	5-10	184	Pflugerville, Texas
	3	Eric Church	R-Fr.	5-9	185	Pennsauken, N.J.

Pos.	No.	Name	Class	Ht.	Wt.	Hometown
PK	14	Anthony Melchiori	Jr.	5-11	186	Aurora, Ohio
	85	Brad Miller	So.	5-10	187	Germantown, Ohio
	87	Shayne Hynes	Fr.	5-10	153	Clarkston, Mich.
P	14	Anthony Melchiori	Jr.	5-11	186	Aurora, Ohio
	92	Andrew Horning	5-Sr.	6-1	205	Stow, Ohio
LS	98	Chad Bushley	Jr.	6-0	220	Berea, Ohio
	95	Kain Anzovino	R-Fr.	6-1	230	Fort Erie, Ontario
Hold	6	Chris Humphrey	Sr.	6-0	190	Solon, Ohio
	10	Colin Reardon	So.	6-1	202	Poland, Ohio
KR	25	Ernest Calhoun	So.	5-6	150	Akron, Ohio
	12	James Brooks	So.	5-9	200	Groveland, Fla.
	4	Nick Holley	So.	5-10	191	Toledo, Ohio
	22	Miles Hibbler	Fr.	5-11	187	Troy, Ohio
PR	12	James Brooks	So.	5-9	200	Groveland, Fla.
	25	Ernest Calhoun	So.	5-6	150	Akron, Ohio
	4	Nick Holley	So.	5-10	191	Toledo, Ohio

COACHING STAFF

Head Coach.....	Paul Haynes
Offensive Coordinator/Quarterbacks.....	Brian Rock
Defensive Coordinator/ Defensive Line.....	Brian George
Run Game Coordinator/Offensive Line.....	Shawn Clark
Safeties.....	Jeff Burrow
Linebackers/Recruiting Coordinator.....	Ben Needham
Cornerbacks.....	Amp Campbell
Wide Receivers.....	Doc Gamble
Tight Ends/Special Teams Coordinator.....	Dave McMichael
Running Backs.....	Don Treadwell
Director of Football Operations.....	Zack Tilves
Strength & Conditioning Coach.....	Antonie Sharp
Graduate Assistant (Defense).....	Eron Hodges
Graduate Assistant (Offense).....	Bill Nickell
Graduate Assistant (Defense).....	Colin Ferrell
Graduate Assistant (Offense).....	T.K. Rock



GAME 4 AT VIRGINIA

NUMERICAL ROSTER

No.	Name	Cl./Elig. Pos.	Ht.	Wt.	Hometown/High School/Previous School		No.	Name	So./Fr.	LB	5-11	244	Canton, Ohio/Massillon Washington
2	Chris Overton	So./Fr. WR	5-9	170	Richmond Hts., Ohio/Glenville		45	Marques Moore	Fr./Fr.	LB	6-2	200	Springfield, Ohio/Springfield
2	Malcolm Pannell**	5th/Sr. CB	5-10	172	Pickerington, Ohio/Pickerington Central		46	Khaled Abukhaled	So./Fr.	RB	5-10	230	Kent, Ohio/Field
3	Eric Church	So./Fr. CB	5-9	185	Pennsauken, N.J./Timber Creek		47	Davonte James	Fr./Fr.	DE	6-3	250	Springfield, Ohio/West Virginia
3	William Woods*	Jr./So. WR	5-9	184	East Cleveland, Ohio/Shaw		48	Nate Vance**	5th/Sr.	DE	6-1	230	Stow, Ohio/Stow-Munroe Falls
4	Nick Holley*	So./So. RB	5-10	191	Toledo, Ohio/Whitmer		49	Kalil Morris	Fr./Fr.	DT	6-2	310	Columbus, Ohio/Bishop Hartley
5	Jake McVay	So./Fr. S	5-11	190	Aurora, Ohio/Aurora		50	Chris Fairchild**	Jr./Jr.	DT	6-2	312	Oak Hill, Ohio/Oak Hill
5	Marcus Wright*	5th/Sr. DL	6-4	258	Kent, Ohio/Roosevelt/Findlay		51	Terence Waugh*	So./So.	DE	6-1	250	Atlanta, Ga./Henry County
6	Chris Humphrey***Sr./Sr.	WR	6-1	194	Solon, Ohio/Solon		52	Clay Miller**	Sr./Jr.	DL	6-4	270	Maple Hts., Ohio/Maple Heights
7	Casey Pierce***	5th/Sr. TE	6-4	242	Parma, Ohio/Normandy		53	Kevin DeWalt	So./Fr.	DL	6-2	225	Cincinnati, Ohio/Walnut Hills
7	Elcee Refugee*	So./So. S	5-9	230	New Orleans, La./Edna Carr		55	Reno Reda*	Jr./So.	OL	6-6	292	Pataskala, Ohio/Watkins Memorial
8	Charles Chandler	Jr./So. WR	6-2	197	Columbus, Ohio/St. Francis DeSales		55	Elias Sayre*	5th/Sr.	DL	6-5	245	Lebanon, Ohio/Lebanon
8	Calvin Tiggler**	5th/Sr. S	5-10	195	Ellenwood, Ga./Woodland/Hargrave		56	Jontey Byrd	So./Fr.	DT	5-10	275	Daytona Beach, Fla./Mainland
10	Colin Reardon*	Jr./So. QB	6-1	202	Poland, Ohio/Seminary		57	Tad France	Jr./So.	OL	6-4	285	Elyria, Ohio/Elyria
10	Quan Robinson Jr.	Fr./Fr. CB	6-1	165	Cleveland, Ohio/Glenville		61	Joseph Green	Fr./Fr.	OL	6-3	230	Washington, D.C./Wilson
11	George Bollas	Fr./Fr. QB	6-3	205	Aurora, Ohio/Aurora		62	Nathan Puthoff	Fr./Fr.	OL	6-4	296	Columbus, Ohio/St. Charles
12	James Brooks	Jr./So. WR	5-9	200	Groveland, Fla./South Lake		63	Alex Nielsen	Jr./So.	OL	6-4	294	Amherst, Ohio/Elyria Catholic
12	Najee Murray	Jr./So. CB	5-9	180	Steubenville, Ohio/Steubenville/Ohio State		64	Connor Shinsky	Fr./Fr.	OL	6-5	260	Butler, Pa./Knoch
13	Brice Fackler*	Jr./So. TE	6-3	234	Kenton, Ohio/Kenton		66	Anthony Pruitt**	Sr./Jr.	OL	6-2	300	Columbus, Ohio/Groveport Madison
13	Kerrick Rhone*	Jr./So. CB	5-10	184	Pflugerville, Texas/Hendrickson		67	Terrell Johnson***	5th/Sr.	OL	6-4	304	Pasadena, Md./Archbishop Spalding
14	Anthony Melchioni**Jr./Jr. K/P		5-11	186	Aurora, Ohio/Aurora		68	Tyson Reinke	So./Fr.	DT	6-2	288	Eden Prairie, Minn./Eden Prairie
14	Tony Carroscia	So./Fr. QB	6-2	198	Stow, Ohio/Cuyahoga Valley Christian Acad.		69	Nate Terhune**	Sr./Jr.	DL	6-4	270	Chagrin Falls, Ohio/Orange
15	Jack Williams	Jr./So. QB	6-4	216	Moscow, Pa./North Pocono		70	Stefano Millin	Fr./Fr.	OL	6-5	257	Massillon, Ohio/Perry
15	Joe Ziccardi**	Jr./Jr. WR	5-11	185	Chesterland, Ohio/West Geauga		71	Wayne Scott*	So./So.	OL	6-3	320	Daytona Beach Fla./Mainland
16	Nathan Strock	So./Fr. QB	6-2	185	Zanesville, Ohio/Tri-Valley		72	Jim Katusha	Sr./Jr.	OL	6-5	290	Cleveland, Ohio/St. Ignatius/Ohio/Butte
17	Connor Arlia	Sr./Jr. WR	5-9	181	Weirton, W. Va./Madonna/West Virginia		73	Jake Witucki	Jr./So.	OL	6-5	293	Natrona Hts., Pa./Highlands
18	Tristin Boykin	Sr./Jr. RB	6-0	203	Centerville, Ohio/Centerville		74	Brock Macaulay	So./Fr.	OL	6-5	290	Big Prairie, Ohio/West Holmes
18	Nate Holley*	So./So. S	5-11	200	Toledo, Ohio/Whitmer		80	Sam Karam	So./Fr.	DE	6-3	230	Munroe Falls, Ohio/Walsh Jesuit
19	Josh Boyle**	Jr./Jr. WR	5-9	173	Venice, Fla./Venice		81	Kris White	So./Fr.	WR	6-1	210	Clermont, Fla./South Lake
19	Erik Simpson	Fr./Fr. S	5-11	175	Cleveland, Ohio/Glenville		82	Ryan Malone	So./Fr.	TE	6-1	242	New Orleans, La./St. Paul's
20	Marcus Elliott	Fr./Fr. DB	6-1	195	Toledo, Ohio/Whitmer		84	Kyle Payton**	Sr./Jr.	TE	6-3	247	Dublin, Ohio/Hilliard Davidson
20	Ryan Seibert	So./Fr. LB	6-4	226	Columbus, Ohio/Olentangy Liberty		85	Luke Grandjean	Fr./Fr.	WR	6-3	180	North Canton, Ohio/Hoover
21	Anthony Meray***	Sr./Sr. RB	5-8	196	Spanaway, Wash./Bethel/Air Force Prep		85	Brad Miller*	Jr./So.	PK	5-10	195	Germantown, Ohio/Valley View
21	Demetrius Monday	So./Fr. CB	5-10	197	Douglasville, Ga./Pebblebrook		86	Zaquon Tyson	Fr./Fr.	WR	5-9	156	Miami, Fla./Norland
22	Miles Hibbler	Fr./Fr. RB	5-11	187	Troy, Ohio/Troy		87	Shane Hynes	Fr./Fr.	K	5-10	153	Clarkston, Mich./Clarkston
22	Adam Maxie*	Jr./So. CB	6-1	176	Westlake, Texas/Covenant Christian		88	Darren Goodson	5th/Sr.	TE	6-5	255	Cincinnati, Ohio/Aiken/Pensacola State
23	Jordan Italiano**	Jr./Jr. S	5-10	207	Canfield, Ohio/Canfield		90	Jon Cunningham	Fr./Fr.	DT	6-0	295	Bedford, Ohio/Bedford
24	Rackwon James	Fr./Fr. RB	5-9	185	New Orleans, La./John Curtis		91	April Goss	Sr./Jr.	K	5-6	134	Aliquippa, Pa./Hopewell
25	Ernest Calhoun*	Jr./So. WR	5-6	151	Akron, Ohio/Buchtel		92	Andrew Horning*	5th/Sr.	P	6-1	205	Stow, Ohio/Stow-Munroe Falls
25	Sam Kukura	Fr./Fr. RB	5-9	195	Kirtland, Ohio/Kirtland		95	Kain Anzovino	So./Fr.	LS	6-1	230	Fort Erie, Ontario/Fort Erie
26	Jerrell Foster	Fr./Fr. CB	6-0	182	Cincinnati, Ohio/Winton Woods		98	Chad Bushley**	Sr./Jr.	LS	6-1	215	Berea, Ohio/St. Edward
27	Kevin Bourne	So./Fr. S	5-10	191	Newark, Ohio/Newark Catholic		98	Zach Singer	Fr./Fr.	DT	6-2	310	Las Vegas, Nev./Bishop Gorman
28	Eldin Anu	Fr./Fr. WR	5-9	167	Columbus, Ohio/Westerville Central								
29	Matt Bahr	Fr./Fr. S	6-1	200	Kenton, Ohio/Kenton								
30	Dustyn Moore	So./Fr. LB	6-0	225	Stockbridge, Ga./Heritage								
31	Devante Strickland***Sr./Sr.	LB	6-1	237	Columbus, Ohio/Marion-Franklin								
32	Matt Dellinger**	Jr./Jr. LB	6-1	225	Clarkston, Mich./Clarkston								
33	Matthew Sommers	Fr./Fr. LB	6-2	242	Kent, Ohio/Roosevelt								
34	Trayion Durham***Sr./Sr.	RB	6-1	250	Cincinnati, Ohio/Colerain								
34	Richard Gray**	5th/Sr. DE	6-2	250	Pittsburgh, Pa./Woodland Hills								
35	Jimmy May	Sr./Jr. DB	6-2	175	Warren, Ohio/Warren-Harding/Youngstown State								
35	Tyler Freeman	So./Fr. LB	6-0	220	Peninsula, Ohio/Woodridge								
36	Darius Redmond*	So./So. LB	6-0	210	Miami, Fla./Northwestern								
39	Nelson Anu	Sr./Jr. DB	5-10	180	Columbus, Ohio/Columbus Crusaders								
37	Nick Cuthbert	Jr./So. S	6-0	208	Chesterland, Ohio/W. Geauga/Georgia Tech								
41	James Alexander	Fr./Fr. LB	5-11	242	Miami, Fla./Miami Jackson								
42	Steve Nagy	Jr./So. FB	6-0	226	Hudson, Ohio/Hudson/Ashland								
43	Jake Kincaid	Jr./So. DE	6-1	248	Pickerington, Ohio/Pickerington Central								

* Denotes letters earned

2014 Kent State FOOTBALL
GAME 4 AT VIRGINIA

ALPHABETICAL ROSTER

No.	Name	Cl./Elig.	Pos.	Ht.	Wt.	Hometown/High School/Previous School
46	Khaled Abukhaled	So./Fr.	RB	5-10	230	Kent, Ohio/Field
90	Craig Addis	So./Fr.	LB	6-2	210	Ambridge, Pa./Ambridge
41	James Alexander	Fr./Fr.	LB	5-11	242	Miami, Fla./Miami Jackson
28	Eldin Anu	Fr./Fr.	WR	5-9	167	Columbus, Ohio/Westerville Central
39	Nelson Anu	Sr./Jr.	DB	5-10	180	Columbus, Ohio/Columbus Crusaders
95	Kain Anzovino	So./Fr.	LS	6-1	230	Fort Erie, Ontario/Fort Erie
17	Connor Arlia	5th/Sr.	WR	5-9	181	Weirton, W. Va./Madonna/West Virginia
29	Matt Bahr	Fr./Fr.	S	6-1	200	Kenton, Ohio/Kenton
11	George Bolas	Fr./Fr.	QB	6-3	205	Aurora, Ohio/Aurora
27	Kevin Bourne	So./Fr.	S	5-10	191	Newark, Ohio/Newark Catholic
18	Tristin Boykin	Sr./Jr.	RB	6-0	203	Centerville, Ohio/Centerville
19	Josh Boyle**	Jr./Jr.	WR	5-9	173	Venice, Fla./Venice
12	James Brooks	Jr./So.	WR	5-9	200	Groveland, Fla./South Lake
98	Chad Bushley**	Sr./Jr.	LS	6-1	215	Berea, Ohio/St. Edward
56	Jontey Byrd	So./Fr.	DT	5-10	275	Daytona Beach, Fla./Mainland
25	Ernest Calhoun*	Jr./So.	WR	5-6	151	Akron, Ohio/Buchtel
14	Tony Carroscia	So./Fr.	QB	6-2	198	Stow, Ohio/Cuyahoga Valley Christian Acad.
8	Charles Chandler	Jr./So.	WR	6-2	197	Columbus, Ohio/St. Francis DeSales
3	Eric Church	So./Fr.	CB	5-9	185	Pennsauken, N.J./Timber Creek
90	Jon Cunningham	Fr./Fr.	DT	6-0	295	Bedford, Ohio/Bedford
37	Nick Cuthbert	Jr./So.	S	6-0	208	Chesterland, Ohio/W. Geauga/Georgia Tech
32	Matt Dellinger**	Jr./Jr.	LB	6-1	225	Clarkston, Mich./Clarkston
53	Kevin DeWalt	So./Fr.	DL	6-2	225	Cincinnati, Ohio/Walnut Hills
34	Trayion Durham***	Sr./Sr.	RB	6-1	250	Cincinnati, Ohio/Colerain
20	Marcus Elliott	Fr./Fr.	DB	6-1	195	Toledo, Ohio/Whitmer
13	Brice Fackler*	Jr./So.	TE	6-3	234	Kenton, Ohio/Kenton
50	Chris Fairchild**	Jr./Jr.	DT	6-2	312	Oak Hill, Ohio/Oak Hill
26	Jerrell Foster	Fr./Fr.	CB	6-0	182	Cincinnati, Ohio/Winton Woods
57	Tad France	Jr./So.	OL	6-4	285	Elyria, Ohio/Elyria
35	Tyler Freeman	So./Fr.	LB	6-0	220	Peninsula, Ohio/Woodridge
88	Darren Goodson	5th/Sr.	TE	6-5	255	Cincinnati, Ohio/Aiken/Pensacola State
91	April Goss	Sr./Jr.	K	5-6	134	Aliquippa, Pa./Hopewell
85	Luke Grandjean	Fr./Fr.	WR	6-3	180	North Canton, Ohio/Hoover
34	Richard Gray**	5th/Sr.	DE	6-2	250	Pittsburgh, Pa./Woodland Hills
61	Joseph Green	Fr./Fr.	OL	6-3	230	Washington, D.C./Wilson
22	Miles Hibbler	Fr./Fr.	RB	5-11	187	Troy, Ohio/Troy
18	Nate Holley*	So./So.	S	5-11	200	Toledo, Ohio/Whitmer
4	Nick Holley*	So./So.	RB	5-10	191	Toledo, Ohio/Whitmer
92	Andrew Horning*	5th/Sr.	P	6-1	205	Stow, Ohio/Stow-Munroe Falls
6	Chris Humphrey***	Sr./Sr.	WR	6-1	194	Solon, Ohio/Solon
87	Shane Hynes	Fr./Fr.	K	5-10	153	Clarkston, Mich./Clarkston
23	Jordan Italiano**	Jr./Jr.	S	5-10	207	Canfield, Ohio/Canfield
47	Davonte James	Fr./Fr.	DE	6-3	250	Springfield, Ohio/West Virginia
24	Raekwon James	Fr./Fr.	RB	5-9	185	New Orleans, La./John Curtis
67	Terrell Johnson***	5th/Sr.	OL	6-4	304	Pasadena, Md./Archbishop Spalding
80	Sam Karam	So./Fr.	DE	6-3	230	Munroe Falls, Ohio/Walsh Jesuit
72	Jim Katusha	Sr./Jr.	OL	6-5	290	Cleveland, Ohio/St. Ignatius/Ohio/Butte
43	Jake Kincaid	Jr./So.	DE	6-1	248	Pickerington, Ohio/Pickerington Central
25	Sam Kukura	Fr./Fr.	RB	5-9	195	Kirtland, Ohio/Kirtland
74	Brock Macaulay	So./Fr.	OL	6-5	290	Big Prairie, Ohio/West Holmes
82	Ryan Malone	So./Fr.	TE	6-1	242	New Orleans, La./St. Paul's
22	Adam Maxie*	Jr./So.	DB	6-1	176	Westlake, Texas/Covenant Christian
35	Jimmy May	Sr./Jr.	DB	6-2	175	Warren, Ohio/Warren-Harding/Youngstown State
5	Jake McVay	So./Fr.	S	5-11	190	Aurora, Ohio/Aurora
14	Anthony Melchiori**	Jr./Jr.	K/P	5-11	186	Aurora, Ohio/Aurora
21	Anthony Meray***	Sr./Sr.	RB	5-8	196	Spanaway, Wash./Bethel/Air Force Prep
85	Brad Miller*	Jr./So.	PK	5-10	195	Germantown, Ohio/Valley View
52	Clay Miller**	Sr./Jr.	DL	6-4	270	Maple Hts, Ohio/Maple Heights

70	Stefano Millin	Fr./Fr.	OL	6-5	257	Massillon, Ohio/Perry
21	Demetrius Monday	So./Fr.	CB	5-10	197	Douglasville, Ga./Pebblebrook
30	Dustyn Moore	So./Fr.	LB	6-0	225	Stockbridge, Ga./Heritage
45	Marques Moore	Fr./Fr.	LB	6-2	200	Springfield, Ohio/Springfield
49	Kalil Morris	Fr./Fr.	DT	6-2	310	Columbus, Ohio/Bishop Hartley
12	Najee Murray	Jr./So.	DB	5-9	180	Steubenville, Ohio/Steubenville/Ohio State
42	Steve Nagy	Jr./So.	FB	6-0	226	Hudson, Ohio/Hudson/Ashland
63	Alex Nielsen	Jr./So.	OL	6-4	294	Amherst, Ohio/Elyria Catholic
2	Chris Overton	So./Fr.	WR	5-9	170	Richmond Hts., Ohio/Glenville
2	Malcolm Pannell**	5th/Sr.	CB	5-10	172	Pickerington, Ohio/Pickerington Central
84	Kyle Payton**	Sr./Jr.	TE	6-3	247	Dublin, Ohio/Hilliard Davidson
7	Casey Pierce***	5th/Sr.	TE	6-4	242	Parma, Ohio/Normandy
66	Anthony Pruitt**	Sr./Jr.	OL	6-2	300	Columbus, Ohio/Groveport Madison
62	Nathan Puthoff	Fr./Fr.	OL	6-4	296	Columbus, Ohio/St. Charles
10	Colin Reardon*	Jr./So.	QB	6-1	202	Poland, Ohio/Seminary
55	Reno Reda*	Jr./So.	OL	6-6	292	Pataskala, Ohio/Watkins Memorial
36	Darius Redmond*	So./So.	LB	6-0	210	Miami, Fla./Northwestern
7	Elcee Refuge*	So./So.	S	5-9	230	New Orleans, La./Edna Carr
68	Tyson Reinke	So./Fr.	DT	6-2	288	Eden Prairie, Minn./Eden Prairie
13	Kerrick Rhone*	Jr./So.	CB	5-10	184	Pflugerville, Texas/Hendrickson
10	Quan Robinson Jr.	Fr./Fr.	CB	6-1	165	Cleveland, Ohio/Glenville
55	Elias Sayre*	5th/Sr.	DL	6-5	245	Lebanon, Ohio/Lebanon
71	Wayne Scott*	So./So.	OL	6-3	320	Daytona Beach Fla./Mainland
20	Ryan Seibert	So./Fr.	LB	6-4	226	Columbus, Ohio/Olentangy Liberty
64	Connor Shinsky	Fr./Fr.	OL	6-5	260	Butler, Pa./Knoch
19	Erik Simpson	Fr./Fr.	S	5-11	175	Cleveland, Ohio/Glenville
98	Zach Singer	Fr./Fr.	DT	6-2	310	Las Vegas, Nev./Bishop Gorman
33	Matthew Sommers	Fr./Fr.	LB	6-2	242	Kent, Ohio/Roosevelt
31	Devante Strickland***	Sr./Sr.	LB	6-1	237	Columbus, Ohio/Marion-Franklin
16	Nathan Strock	So./Fr.	QB	6-2	185	Zanesville, Ohio/Tri-Valley
44	Kentrell Taylor	So./Fr.	LB	5-11	244	Canton, Ohio/Massillon Washington
69	Nate Terhune**	Sr./Jr.	DL	6-4	270	Chagrin Falls, Ohio/Orange
8	Calvin Tiggles**	5th/Sr.	S	5-10	195	Ellenwood, Ga./Woodland/Hargrave
86	Zaquon Tyson	Fr./Fr.	WR	5-9	156	Miami, Fla./Norland
48	Nate Vance**	5th/Sr.	DE	6-1	230	Stow, Ohio/Stow-Munroe Falls
51	Terence Vaughn*	So./So.	DE	6-1	250	Atlanta, Ga./Henry County
81	Kris White	So./Fr.	WR	6-1	210	Clermont, Fla./South Lake
15	Jack Williams	Jr./So.	QB	6-4	216	Moscow, Pa./North Pocono
73	Jake Witucki	Jr./So.	OL	6-5	293	Natrona Hts., Pa./Highlands
3	William Woods*	Jr./So.	WR	5-9	184	East Cleveland, Ohio/Shaw
5	Marcus Wright*	5th/Sr.	DL	6-4	258	Kent, Ohio/Roosevelt/Findlay
15	Joe Ziccardi**	Jr./Jr.	WR	5-11	185	Chesterland, Ohio/West Geauga



Kent State '93 • Second Season

Paul Haynes enters his second season as head coach at Kent State University and his ninth season affiliated with the program. Haynes was introduced as the Golden Flashes' 21st head football coach on Dec. 18, 2012, 25 years after he walked on to play football at Kent State as a college freshman.

In his first season, Haynes helped produce five All-Mid-American Conference selections, an SI.com All-American (Roosevelt Nix), an Academic All-American (Jordan Italiano) and four Academic All-MAC selections, which tied for the second most in the conference.

On Aug. 29, 2013, Haynes became the first Kent State rookie head coach to win a season opener since 1988. He was also the Flashes' first rookie head coach to win a MAC road opener since 1986. At the end of the season, he joined Glen Mason as the only Kent State head

coaches to defeat both Miami and Ohio in their first season.

Haynes, 45, spent the 2012 season as the defensive coordinator at Arkansas and also served as the secondary coach for the Razorbacks. Haynes joined the Arkansas staff in December 2011, taking over the Razorbacks' defense when it dominated No. 11

Kansas State 29-16 in the AT&T Cotton Bowl.

Haynes spent the previous seven seasons at Ohio State, serving as the co-defensive coordinator and safeties coach in 2011 and as defensive backs coach from 2005-10. He also worked with former Head Coach Darrell Hazell on Jim Tressel's Ohio State staff from 2005-10. In Haynes' seven years in Columbus, the Buckeyes compiled a 66-11 record, won six Big Ten titles and played in six consecutive BCS games. Ohio State defensive backs also boasted five first-team All-Americans and 10 first-team All-Big Ten selections in those seasons. Nine of the defensive backs Haynes coached at Ohio State were selected in the 2006-12 NFL Drafts, including first rounders Malcom Jenkins and Donte Whitner. In 2008, Jenkins won the Thorpe Award, as the nation's best defensive back.

The 2012 season at Arkansas was Haynes' third stint on a John L. Smith coaching staff. He also worked under Smith at Michigan State, serving as defensive backs coach from 2003-04, and at Louisville, as defensive backs coach in 2002.

This is Haynes' second homecoming at Kent State. He spent two seasons as an assistant coach under former Golden Flashes head coach Dean Pees, who is now the defensive coordinator of the Baltimore Ravens. After coaching Kent State's defensive backs in 1999, Haynes was promoted to assistant head coach and safeties coach in 2000. Haynes then moved on to the NFL in 2001, spending one season as the defensive quality control coach of the Jacksonville Jaguars.

Haynes' coaching career also includes stops at Northern Iowa (running backs and secondary, 1997-98), Ferris State (defensive backs, 1995-96), Bowling Green (graduate assistant, 1994) and St. Francis DeSales High School in Columbus (assistant coach, 1993).

Haynes walked on at Kent State in the fall of 1987. As a freshman, he led the team in interceptions during Kent State's 7-4 season under Glen Mason. As a sophomore, Haynes led the team with 116 tackles. He earned All-MAC honors his final two years and ended his career with 440 tackles, a total that ranks seventh in Kent State history. Prior to enrolling at Kent State, Haynes earned three letters in football at St. Francis DeSales HS in Columbus.

ASSISTANT COACHES

IN THE BOOTH



Brian Rock
Offensive Coordinator/
Quarterbacks



Brian George
Defensive Coordinator/
Defensive Line



Jeff Burrow
Safeties



Ben Needham
Recruiting Coordinator/
Linebackers



Shawn Clark
Run Game Coordinator/
Offensive Line



Amp Campbell
Cornerbacks

ON THE FIELD



Dave McMichael
Tight Ends/Special Teams



Doc Gamble
Wide Receivers



Don Treadwell
Running Backs

2014 Kent State FOOTBALL

GAME 4 AT VIRGINIA

Career Highs

#28 Eldin Anu

Carries: 1 vs. South Alabama (Sep. 6, 2014)

#19 Josh Boyle

Receptions: 6 at Kentucky (Sept. 8, 2012)

Yards: 95 vs. Towson (Aug. 30, 2012)

Touchdowns: 1(4x), last vs. Ohio (Aug. 30, 2014)

Kick Returns: 2 at Penn State (Sept. 21, 2013)

Yards: 33 at Penn State (Sept. 21, 2013)

Carries: 1 at Ball State (Oct. 12, 2013)

Yards: 13 at Ball State (Oct. 12, 2013)

#12 James Brooks

Receptions: 2 vs. Ohio (Aug. 30, 2014)

Yards: 45 vs. Ohio (Aug. 30, 2014)

Kick Returns: 2 vs. Ohio (Aug. 30, 2014)

Yards: 41 vs. Ohio (Aug. 30, 2014)

Punt Returns: 3 vs. Ohio (Aug. 30, 2014)

Yards: 15 twice, last vs. USA (Sep. 6, 2014)

#56 Jontey Byrd

Solo Tackles: 4 vs. South Alabama (Sep. 6, 2014)

Total Tackles: 6 vs. Ohio (Aug. 30, 2014)

Sacks: 1 vs. South Alabama (Sep. 6, 2014)

Tackles for Loss: 2 vs. USA (Sep. 6, 2014)

#25 Ernest Calhoun

Carries: 2, twice last vs. Ohio (Aug. 30, 2014)

Yards: 29 vs. BGSU (Sept. 7, 2013)

Receptions: 11 vs. Ohio (Aug. 30, 2014)

Yards: 62 vs. Ohio (Aug. 30, 2014)

Kick Returns: 9, at Ohio State (Sept. 13, 2014)

Kick Return Yards: 169, at Ohio State (Sept. 13, 2014)

Long: 25, vs. Ohio State (Sept. 13, 2014)

Punt Return Long: 12 at South Alabama

#3 Eric Church

Solo Tackles: 1 at Ohio State (Sep. 13, 2014)

Total Tackles: 2 at Ohio State (Sep. 13, 2014)

#90 Jon Cunningham

Solo Tackles: 3 vs. South Alabama (Sep. 6, 2014)

Total Tackles: 4 vs. Ohio (Aug. 30, 2014)

Tackles for Loss: 1 vs. Ohio (Aug. 30, 2014)

#32 Matt Dellinger

Solo Tackles: 5 vs. Liberty (Aug. 29, 2013)

Total Tackles: 11 twice, last at South Alabama

Assisted Tackles: 9 at South Alabama

Tackles for Loss: 1, twice

Sacks: 1 at Penn State (Sept. 21, 2013)

#34 Trayion Durham

Carries: 27 vs. South Alabama (Sept. 24, 2011)

Yards: 172 at Miami (Nov. 10, 2012)

Long: 65 vs. WMU (Sept. 28, 2013)

Touchdowns: 3 vs. Akron (Nov. 3, 2012)

Receptions: 4 at Kentucky (Sept. 8, 2012)

Yards: 47 at Buffalo (Sept. 8, 2012)

#13 Brice Fackler

Carries: 1 at Ball State (Oct. 12, 2013)

Yards: 34 at Ball State (Oct. 12, 2013)

#34 Richard Gray

Solo Tackles: 4 vs. South Alabama (Sep. 6, 2014)

Assisted Tackles: 4 vs. Ohio (Aug. 30, 2014)

Total Tackles: 6 vs. Ohio (Aug. 30, 2014)

Sacks: 2 vs. Ohio (Nov. 23, 2012)

Tackles for Loss: 3 vs. Ohio (Oct. 23, 2012)

Interceptions: 1 at Bowling Green (Nov. 17, 2012)

#22 Miles Hibbler

Carries: 4 vs. South Alabama (Sep. 6, 2014)

Yards: 13 vs. South Alabama (Sep. 6, 2014)

#18 Nate Holley

Solo Tackles: 12, 2x, last at Ohio State (Sept. 13, 2014)

Total Tackles: 18 vs. Ohio (Aug. 30, 2014)

Tackles for Loss: 1.5 at Akron (Nov. 2, 2013)

Forced Fumbles: 2 vs. Ohio (Aug. 30, 2014)

#4 Nick Holley

Carries: 14 vs. South Alabama (Sep. 6, 2014)

Yards: 47 vs. South Alabama (Sep. 6, 2014)

Catches: 6 at Ohio State (Sep. 13, 2014)

Yards: 37 at Ohio State (Sep. 13, 2014)

Touchdowns: 1 vs. South Alabama (Sep. 6, 2014)

Solo Tackles: 2 vs. NIU (Oct. 5, 2013)

Total Tackles: 2 vs. NIU (Oct. 5, 2013)

#92 Andrew Horning

Punts: 4 twice, last at South Alabama

Avg: 42.8 at Ball State (Oct. 12, 2013)

Yards: 171 at Ball State (Oct. 12, 2013)

Long: 47 at Ball State (Oct. 12, 2013)

#6 Chris Humphrey

Receptions: 9 at Ball State (Oct. 12, 2013)

Yards: 106 at Ball State (Oct. 12, 2013)

Long: 42 twice, last BGSU (Sept. 7, 2013)

Touchdowns: 1 3x, last at Ball State (Oct. 12, 2013)

Solo Tackles: 2(3x), last vs. Arkansas State (Jan. 6, 2013)

#23 Jordan Italiano

Forced Fumbles: 1 at Ball State (Oct. 12, 2013)

Solo Tackles: 6 at Penn State (Sept. 21, 2013)

Total Tackles: 13 vs. NIU (Oct. 5, 2013)

Assisted Tackles: 8 vs. NIU (Oct. 5, 2013)

#21 Anthony Meray

Carries: 13 vs. South Alabama (Sept. 24, 2011)

Yards: 64 vs. South Alabama (Sept. 24, 2011)

Long: 28 vs. South Alabama (Sept. 24, 2011)

Receptions: 2 vs. Louisiana (Sept. 10, 2011)

Yards: 13 vs. South Alabama (Sep. 6, 2014)

#14 Anthony Melchiori

Punts: 10, 2x last at Ohio State (Sep. 13, 2014)

Avg: 51.3 at Miami (Nov. 10, 2012)

Yards: 478 at Ohio State (Sep. 13, 2014)

Long: 75 at Miami (Nov. 10, 2012)

Carries: 1 at Eastern Michigan (Oct. 6, 2012)

Yards: 42 at Eastern Michigan (Oct. 6, 2012)

Field Goals: 3 at Ohio (Nov. 19, 2013)

Long: 47, at Ohio (Nov. 19, 2013)

Extra Points: 5 at Ohio (Nov. 19, 2013)

#85 Brad Miller

Field Goals: 1 at Ball State (Oct. 12, 2013)

Long: 21, at Ball State (Oct. 12, 2013)

Extra Points: 3 vs. Buffalo (Oct. 26, 2013)

Kickoffs: 4 at South Alabama (Oct. 19, 2013)

Yards: 239 at South Alabama (Oct. 19, 2013)

#52 Clay Miller

Solo Tackles: 3 vs. Ohio State (Sept. 13, 2014)

Total Tackles: 4 vs. Ohio State (Sept. 13, 2014)

Sacks: 1 vs. Towson (Aug. 30, 2012)

#21 Demetrius Monday

Solo Tackles: 3 vs. USA, Ohio State (Sep. 6-13, 2014)

Total Tackles: 6 vs. South Alabama (Sep. 6, 2014)

#30 Dustyn Moore

Solo Tackles: 3 vs. Ohio State (Sept. 13, 2014)

Total Tackles: 5 vs. Ohio State (Sept. 13, 2014)

#45 Marques Moore

Solo Tackles: 2 at Ohio State (Sept. 13, 2014)

Total Tackles: 6 at Ohio State (Sept. 13, 2014)

#12 Najee Murray

Solo Tackles: 4, 2x last vs. Ohio State (Sept. 13, 2014)

Total Tackles: 6 vs. Ohio (Aug. 30, 2014)

#2 Malcolm Pannell

Solo Tackles: 5 vs. BGSU (Sept. 7, 2013)

Assisted Tackles: 2 twice last at Ohio

Total Tackles: 6 vs. BGSU (Sept. 7, 2013)

Interceptions: 1 3x last at Ohio (Nov. 19, 2013)

#7 Casey Pierce

Receptions: 5, 3x, last at Ohio (Nov. 19, 2013)

Yards: 80 vs. South Alabama (Sep. 6, 2014)

Touchdowns: 1 6x last vs. USA (Sep. 6, 2014)

#10 Colin Reardon

Attempts: 41 vs. Ohio (Aug. 30, 2014)

Completions: 30 vs. Ohio (Aug. 30, 2014)

Yards: 264 vs. Ohio (Aug. 30, 2014)

Long: 66 vs. NIU (Oct. 5, 2013)

Touchdowns: 2 5x, last vs. Ohio (Aug. 30, 2014)

Interceptions: 3 at Akron. at Ohio State (2013, 2014)

Carries: 12 vs. BGSU (Sept. 7, 2013)

Yards: 71 at Ball State (Oct. 12, 2013)

Long: 42 vs. BGSU (Sept. 7, 2013)

Touchdowns: 1 at LSU (Sept. 14, 2013)

#36 Darius Redmond

Solo Tackles: 5 vs. South Alabama (Sep. 6, 2014)

Assisted Tackles: 6 vs. NIU (Oct. 5, 2013)

Total Tackles: 9 vs. NIU (Oct. 5, 2013)

#7 Elcee Refuge

Solo Tackles: 4 at Ohio State (Sep. 13, 2014)

Total Tackles: 8 at Ohio State (Sep. 13, 2014)

#98 Zach Singer

Solo Tackles: 2 at Ohio State (Sept. 13, 2014)



Career Highs

Assisted Tackles: 2 at Ohio State (Sept. 13, 2014)
Total Tackles: 4 at Ohio State (Sept. 13, 2014)

#33 Matt Sommers

Solo Tackles: 2 vs. South Alabama (Sep. 6, 2014)
Total Tackles: 3 at Ohio State (Sep. 13, 2014)

#31 DeVante' Strickland

Solo Tackles: 8 vs. BGSU (Sept. 7, 2013)
Assisted Tackles: 9 at South Alabama (Oct. 19, 2013)
Total Tackles: 12 at South Alabama (Oct. 19, 2013)
Forced Fumbles: 1 at Akron (Nov. 12, 2011)
Sacks: 1 at Rutgers (Oct. 27, 2012)

#16 Nathan Strock

Attempts: 7 vs. at Ohio State (Sep. 13, 2014)
Completions: 1 at Ohio State (Sep. 13, 2014)
Yards: 3 at Ohio State (Sep. 13, 2014)

#69 Nate Terhune

Solo Tackles: 3 twice last vs. Miami (Nov. 13, 2013)
Assisted Tackles: 5 vs. USA (Sep. 6, 2014)
Total Tackles: 7 vs. South Alabama (Sep. 6, 2014)
Sacks: 1, twice last vs. Miami (Nov. 13, 2013)

#8 Calvin Tiggle

Solo Tackles: 6 2x last vs. Ball State, 2012
Total Tackles: 14 vs. Bowling Green, 2011

#48 Nate Vance

Solo Tackles: 3, twice, last vs. USA (Sep. 6, 2014)
Assisted Tackles: 5, at Ball State (Oct. 12, 2013)
Total Tackles: 5, twice last at South Alabama
Sacks: 1, 4x, last at South Alabama

#51 Terrence Waugh

Solo Tackles: 6 vs. South Alabama (Sep. 6, 2014)
Assisted Tackles: 4 vs. NIU (Oct. 5, 2013)
Total Tackles: 8 vs. South Alabama (Sep. 6, 2014)
Sacks: 1.0 vs. South Alabama (Sep. 6, 2014)

#54 Marcus Wright

Solo Tackles: 2 at South Alabama
Assisted Tackles: 2 at South Alabama
Total Tackles: 4 at South Alabama
Sacks: 2 at South Alabama

#3 William Woods

Receptions: 1, 4x last at Ohio State (Sept. 13, 2014)
Yards: 11, at LSU (Sept. 14 2013)

SCORING DRIVES

Opp.	Qtr.	Time	Scoring Play	Plays-Yds	Elapsed
Ohio	1st	5:58	Boyle 8 yd from Reardon	8-75	3:57
	4th	3:34	Humphrey 25 yd from Reardon	11-78	4:05
USA	2nd	1:36	Holley 8 yd pass from Reardon	13-69	6:20
	4th	14:49	Pierce 44 yd pass from Reardon	6-80	2:01
OSU			-----		

FLASHES IN THE COACHING RANKS

Two players from Don James' 1972 squad (he himself a member of the College Football Hall of Fame) have gone on to find great coaching success of their own. Current Alabama head coach **Nick Saban** (defensive back, 1970-73) won a national championship with LSU in 2003 and two more with Alabama in 2009 and 2011, while **Gary Pinkel** (tight end, 1971-73) directed Missouri to a school-record 12 victories in 2007, finishing the season fourth in the final Associated Press poll after being ranked No. 1 earlier in the year.

Furthermore, Bob Stoops — who led Oklahoma to the 2000 national title — got his full-time coaching start as an assistant at Kent State in 1988.

In addition to recent College Football Hall of Fame inductee **Lou Holtz**, the list also includes former head coach **Glen Mason** (1986-87), who went on to find success at Minnesota, and **Dean Pees** (head coach, 1998-03) and **Dom Capers** (graduate assistant, 1972-74) who are currently defensive coordinators with the Baltimore Ravens and Green Bay Packers respectively.

RANKED OPPONENTS

Kent State is 1-25 all-time against ranked opponents, most recently falling to LSU last season. The Flashes only win against a ranked team was in 2012, visiting No. 15 Rutgers.

ACCEPTING THE CHALLENGE

In preseason camp, Head Coach **Paul Haynes**, Director of Athletics **Joel Nielsen** and President **Beverly Warren** participated in the ALS Ice Bucket Challenge at Dix Stadium, surrounded by the entire Kent State team. President Warren issued a challenge to Ohio President Roderick McDavis, who was doused with icewater just two days later, surrounded by Ohio's football team.

2014 Kent State FOOTBALL

GAME 4 AT VIRGINIA

VS. OHIO AUGUST 30, 2014

OHIO.....17
KENT STATE.....14

Dix Stadium • Kent, Ohio

Scoring	1	2	3	4	Total
Ohio	7	7	0	3	17
Kent State	7	0	0	7	14

Scoring Summary

1st 10:01 OU SMITH 23 yd pass from VICK (YAZDANI), 5-87 1:44
05:58 KSU BOYLE, 8 yd pass from Reardon (MELCHIORI), 8-75 3:57
2nd 06:53 OU SMITH 5 yd pass from VICK (YAZDANI), 12-78 5:32
4th 03:34 KSU Humphrey 25 yd pass from Reardon (Melchiori), 11-78 4:05
00:00 OHIO Yazdani 44 yd field goal, 9-48 3:34

Team Stats	OU	KSU
FIRST DOWNS	20	17
RUSHES-YARDS (NET)	44-175	22-31
PASSING YDS (NET)	262	264
Passes Att-Comp-Int	24-18-0	41-30-0
TOTAL OFFENSE PLAYS-YARDS	68-437	63-295
Fumble Returns-Yards	0-0	0-0
Punt Returns-Yards	1-18	3-15
Kickoff Returns-Yards	0-0	2-41
Interception Returns-Yards	0-0	0-0
Punts (Number-Avg)	4-42.5	7-47.0
Fumbles-Lost	4-4	0-0
Penalties-Yards	1-5	8-44
Possession Time	29:40	30:20
Third-Down Conversions	7 of 14	6 of 14
Fourth-Down Conversions	2 of 2	0 of 0
Red-Zone Scores-Chances	1-1	1-2
Sacks By: Number-Yards	2-12	0-0

Rushing

Ohio-PATTERSON 17-61; VICK 8-35; OUELLETTE 6-28; BROWN, D 5-23; WHITE 6-23; EDMOND 2-5. Kent State-MERAY, Anthony 6-19; REARDON, Colin 8-10; HOLLEY, Nick 5-6; HIBBLER, Miles 1-minus 2; CALHOUN, Ernest 2-minus 2.

Passing

Ohio-VICK 18-24-0-262. Kent State-REARDON, Colin 30-41-0-264.

Receiving

Ohio-SMITH, L 7-71; PATTERSON 3-48; COPE 2-71; MANGEN 2-26; REID 1-17; SMITH 1-15; COCHRAN 1-7; WHITE 1-7. Kent State-CALHOUN, Ernest 11-62; HUMPHREY, Chris 6-91; PIERCE, Casey 4-26; BOYLE, Josh 4-24; BROOKS, James 2-45; HOLLEY, Nick 2-11; MERAY, Anthony 1-5.

Tackles (UA-A)

Ohio-JOHNSON, Jovon 8-3; BASS 5-2; BROWN, B 5-1; CARPENTER 5-0; POLING 3-2; SMITH, K 1-4; INGOL 4-0; JONES 2-1; WELLS 2-0; LASEAK 1-1; BASHAM 0-2; CRUTCHER 0-2; PURDUM 0-2; TERPIN 1-0; JOHNSON, Wm. 1-0; GRIMARD 1-0; WHITE 1-0; DAVIS, Tony 0-1; DAVIS, Toran 0-1. Kent State-HOLLEY, Nate 12-6; ITALIANO, J. 6-4; DELLINGER, Matt 2-6; MURRAY, Najee 4-2; BYRD, Jontey 3-3; GRAY, Richard 2-4; CUNNINGHAM, Jon 2-2; WAUGH, Terence 1-3; REFUGE, Elcee 2-1; MILLER, Clay 1-2; VANCE, Nate 1-1; TIGGLE, Calvin 1-1; PANNELL, M. 1-0; SOMMERS, Matt 1-0; MOORE, Marques 1-0; REDMOND, Darius 1-0; MONDAY, D. 0-1.

Time: 3:04

Attendance: 22,754

VS. SOUTH ALABAMA SEPTEMBER 6, 2014

SOUTH ALABAMA23
KENT STATE.....13

Dix Stadium • Kent, Ohio

Scoring	1	2	3	4	Total
South Alabama	9	7	0	7	23
Kent State	0	6	0	7	13

Scoring Summary

1st 07:58 USA Hawkins, Davin safety
02:46 USA Shavarez 1 yd pass from Bridge, B. (Sunanon), 11-54 5:06
2nd 08:01 USA Jones, Jay 1 yd run (Sunanon), 4-70 1:06
01:36 KSU Holley 8 yd pass from Reardon (rush failed), 13-69 6:20
4th 14:49 KSU Pierce 44 yd pass from Reardon (MELCHIORI), 6-80 2:01
01:12 USA Jones, Jay 23 yd run (Sunanon), 7-54 2:52

Team Stats	USA	KSU
FIRST DOWNS	20	15
RUSHES-YARDS (NET)	50-186	28-64
PASSING YDS (NET)	161	213
Passes Att-Comp-Int	25-15-0	40-17-1
TOTAL OFFENSE PLAYS-YARDS	75-347	68-277
Fumble Returns-Yards	0-0	0-0
Punt Returns-Yards	1-1	2-15
Kickoff Returns-Yards	2-54	2-46
Interception Returns-Yards	1-0	0-0
Punts (Number-Avg)	10-42.9	8-41.4
Fumbles-Lost	0-0	1-0
Penalties-Yards	6-30	6-45
Possession Time	31:44	28:16
Third-Down Conversions	6 of 17	9 of 18
Fourth-Down Conversions	0 of 0	0 of 0
Red-Zone Scores-Chances	2-2	1-2
Sacks By: Number-Yards	2-15	2-14

Rushing

South Alabama-Jones, Jay 21-102; Houston, Kndall 13-46; Bridge, Brandon 13-41; Johnson, Xavier 1-minus 1; TEAM 2-minus 2. Kent State-HOLLEY, Nick 14-47; HIBBLER, Miles 4-13; REARDON, Colin 7-2; MERAY, Anthony 2-1; ANU, Eldin 1-1.

Passing

South Alabama-Bridge, Brandon 15-25-0-161. Kent State-REARDON, Colin 17-40-1-213.

Receiving

South Alabama-Woodson, Danny 3-26; Smith, Shavarez 3-18; Jones, Jerome 3-17; Bowman, Braedon 2-17; Shinn, Marvin 1-58; Garrett, Claude 1-14; Jones, Jay 1-9; Glover, T.J. 1-2. Kent State-PIERCE, Casey 4-80; HUMPHREY, Chris 4-18; CALHOUN, Ernest 3-57; HOLLEY, Nick 3-26; MERAY, Anthony 1-13; BOYLE, Josh 1-11; WHITE, Kris 1-8.

Tackles (UA-A)

South Alabama-Hawkins, Davin 5-4; Harris, Maleki 4-0; Rich, Theo 3-1; Buchanan, Roman 3-1; Lewis, Akeem 1-3; Reaves, Jeremy 3-0; Brigham, Trrell 3-0; Garner, Montell 3-0; LaVelle, Desmond 2-1; McClain, Jerome 2-1; Carter, Antonio 2-0; Earl, Devon 2-0; Kelley, Jesse 1-1; Gipson, Jimmie 1-1; Ford, Qudarius 0-2; Harper, DeMarion 1-0; Cole, Austin 1-0; Alford, Tre 1-0; Fetner, Trey 0-1. Kent State-HOLLEY, Nate 4-5; WAUGH, Terence 6-2; DELLINGER, Matt 6-2; ITALIANO, J. 3-4; TERHUNE, Nate 2-5; MONDAY, D. 3-3; REDMOND, Darius 5-0; BYRD, Jontey 4-0; GRAY, Richard 4-0; CUNNINGHAM, Jon 3-0; VANCE, Nate 3-0; REFUGE, Elcee 1-2; SOMMERS, Matt 2-0; MURRAY, Najee 2-0; MILLER, Clay 0-2; SINGER, Zach 1-0; RHONE, Kerrick 1-0; MOORE, Marques 0-1.

Time: 3:07

Attendance: 15,355



GAME 4 AT VIRGINIA

AT OHIO STATE
SEPTEMBER 13, 2014KENT STATE..... 0
OHIO STATE66

Ohio Stadium • Columbus, Ohio

Scoring	1	2	3	4	Total
Kent State	0	0	0	0	0
Ohio State	21	24	14	7	66

Scoring Summary

1st	13:16	OSU	Thomas 14 yd pass from Barrett (Nuernberger), 5-58 1:44
	09:30	OSU	Smith 8 yd pass from Barrett (Nuernberger), 9-65 2:05
	01:49	OSU	Smith, Rod 1 yd run (Nuernberger), 7-54 2:17
2nd	14:16	OSU	Nuernberger, S 41 yd field goal, 5-7 1:30
	12:43	OSU	Thomas 63 yd pass from Barrett (Nuernberger), 2-63 0:16
	04:34	OSU	Baugh 2 yd pass from Barrett (Nuernberger), 13-94 4:55
	01:38	OSU	Smith 50 yd pass from Barrett (Nuernberger), 1-50 0:08
3rd	09:20	OSU	Marshall 3 yd pass from Barrett (Nuernberger), 6-28 2:40
	05:08	OSU	Samuel, Curtis 3 yd run (Nuernberger), 5-32 1:54
4th	12:38	OSU	Samuel, Curtis 1 yd run (Nuernberger), 12-98 5:48

Team Stats	KSU	OSU
FIRST DOWNS	10	33
RUSHES-YARDS (NET)	23-47	53-284
PASSING YDS (NET)	79	344
Passes Att-Comp-Int	34-15-3	34-25-1
TOTAL OFFENSE PLAYS-YARDS	57-126	87-628
Fumble Returns-Yards	0-0	0-0
Punt Returns-Yards	0-0	7-142
Kickoff Returns-Yards	9-169	1-38
Interception Returns-Yards	1-0	3-5
Punts (Number-Avg)	11-43.5	1-28.0
Fumbles-Lost	0-0	4-2
Penalties-Yards	8-62	6-63
Possession Time	27:13	32:47
Third-Down Conversions	2 of 14	8 of 12
Fourth-Down Conversions	0 of 0	1 of 2
Red-Zone Scores-Chances	0-0	8-9
Sacks By: Number-Yards	0-0	4-23

Rushing

Kent State-HOLLEY, Nick 6-34; MERAY, Anthony 6-13; HIBBLER, Miles 3-5; REARDON, Colin 5-2; STROCK, Nathan 3-minus 7. Ohio State-Samuel, Curtis 15-100; Elliott, E 7-65; Ball, Warren 10-41; Jones, Cardale 4-37; Dixon, Johnnie 4-20; Dunn, Bri'onte 2-9; Barrett, J.T. 8-6; Smith, Rod 2-4; Johnson, Jeffie 1-2.

Passing

Kent State-REARDON, Colin 14-27-3-76; STROCK, Nathan 1-7-0-3. Ohio State-Barrett, J.T. 23-30-1-312; Jones, Cardale 2-4-0-32.

Receiving

Kent State-HOLLEY, Nick 6-37; PIERCE, Casey 3-22; BOYLE, Josh 3-5; CALHOUN, Ernest 1-9; MERAY, Anthony 1-3; WOODS, William 1-3. Ohio State-Elliott, E 4-52; Samuel, Curtis 4-40; Vannett, Nick 4-40; Thomas, Michael 2-77; Smith, Devin 2-59; Smith, Corey 2-22; Wilson, Dontre 2-22; Marshall, Jalin 2-10; Spencer, Evan 1-12; Smith, Rod 1-8; Baugh, Marcus 1-2.

Tackles (UA-A)

Kent State-HOLLEY, Nate 12-2; REFUGE, Elcee 4-4; ITALIANO, J. 4-2; MOORE, Marques 2-4; WAUGH, Terence 4-1; REDMOND, Darius 4-1; MOORE, Dustyn 3-2; DELLINGER, Matt 1-4; MURRAY, Najee 4-0; MILLER, Clay 3-1; SINGER, Zach 2-2; PANNELL, M. 2-2; VANCE, Nate 2-2; MONDAY, D. 3-0; SOMMERS, Matt 2-1; TERHUNE, Nate 2-1; CHURCH, Eric 1-1; GRAY, Richard 1-1; MELCHIORI, A. 1-0; FOSTER, Jerrell 1-0; HUMPHREY, Chris 1-0; BROOKS, James 1-0; WHITE, Kris 1-0; HOLLEY, Nick 1-0; BYRD, Jontey 0-1. Ohio State-McMillan, R 5-2; Perry, Joshua 2-4; Holmes, Jalyn 3-2; Powell, Tyvis 2-3; Grant, Doran 4-0; Bell, Vonn 2-2; Burrows, Cam 3-0; Niehoff, Kevin 3-0; Lee, Darron 2-1; Munger, Donovan 1-1; Samuel, Curtis 0-2; Grant, Curtis 0-2; Tanner, Ron 0-2; Miller, Steve 1-0; TEAM 1-0; Thomas, Michael 1-0; Webb, Damon 1-0; Conley, Gareon 1-0; Worley, Chris 1-0; Booker, Dante 0-1; Johnson, Trey 0-1; Lewis, Tyquan 0-1; Smith, Erick 0-1; Clinton, Kyle 0-1; Williams, Cam 0-1; Bosa, Joey 0-1; Schutt, Tommy 0-1; Bennett, M 0-1.

Time: 3:24

Attendance: 104,404

GAME 4 AT VIRGINIA

PRESEASON PERSONNEL BREAKDOWN

OFFENSE

Returning Lettermen (17)

QB (1)	Colin Reardon
RB (3)	Trayion Durham, Nick Holley, Anthony Meray
TE (3)	Casey Pierce, Brice Fackler, Kyle Payton
WR (5)	Chris Humphrey, Josh Boyle, Joe Ziccardi, William Woods, Ernest Calhoun
OL (5)	Jason Bitsko, Terrell Johnson, Anthony Pruitt, Wayne Scott, Reno Reda

Lettermen Lost (10)

QB (1)	David Fisher
RB (2)	Julian Durden, Roman Clay
TE (2)	Mike Levandowski, Tim Erjavec
WR (2)	Dri Archer, Tyshon Goode
OL (3)	Pat McShane, Phil Huff, Max Plunkett

Returning Starters (6)

'13 Starts/Career

QB	Colin Reardon	11/11
RB	Trayion Durham	11/33
WR	Chris Humphrey	10/23
OL	Terrell Johnson	12/18
OL	Jason Bitsko	12/12
OL	Reno Reda	6/6

Starters Lost (5)

'13 Starts/Career

RB/WR	Dri Archer	9/20
WR	Tyshon Goode	10/36
OL	Pat McShane	9/23
OL	Phil Huff	12/28
TE	Tim Erjavec	12/34

Athletic Communications

Football Contact

Aaron Chimenti, Asst. Dir. of Athletic Comm.

E-mail achiment@kent.edu

Phone (330) 672-8468

Cell (330) 807-5789

Address 106 M.A.C. Center,

P.O. Box 5190; Kent, OH 44242

Press Box Phone (330)-672-2036

Website KentStateSports.com

Twitter @KSUAthletics

DEFENSE

Returning Lettermen (21)

DL (7)	Clay Miller, Nate Terhune, Nate Vance, Terrence Waugh, Marcus Wright, Eli Sayre, Richard Gray (2012)
LB (4)	Matt Dellinger, Darius Redmond, Devante' Strickland, Jake Houts
S (4)	Nate Holley, Jordan Italiano, Elcee Refuge, Calvin Tiggie (2012)
CB (3)	Malcolm Pannell, Kerrick Rhone, Adam Maxie

Lettermen Lost (8)

DL (4)	Mark Fackler, Zack Hitchens, Roosevelt Nix, Andrew Christopher
LB (1)	Danny Gress
DB (3)	Luke Wollet, Darius Polk, Fabrice Pratt, Dylan Farrington

Returning Starters (7: 2013, 8 total) '13 Starts/Career

NT	Nate Terhune	6/6
DE	Nate Vance	10/10
LB	Matt Dellinger	12/14
LB	DeVante' Strickland	6/13
LB	Darius Redmond	6/6
S	Jordan Italiano	12/12
S	Calvin Tiggie	0/16

Starters Lost (5)

'13 Starts/Career

DE	Mark Fackler	12/26
DL	Roosevelt Nix	10/37
CB	Darius Polk	12/20
S	Luke Wollet	12/39
CB	Dylan Farrington	

SPECIALISTS

Returning Lettermen (4)

P/K (1)	Anthony Melchiori
P (1)	Andrew Horning
K (1)	Brad Miller
LS (1)	Chad Bushley

Lettermen Lost (0)

none

STATISTICAL COMPARISON

2012 VS. 2013

Category	2012	2013
Scoring Offense	33.1	20.8
Scoring Defense	24.5	26.9
Total Offense	388.3	368.9
Total Defense	410.3	409.9
Passing Offense	162.5	186.5
Passing Defense	272.0	211.1
Pass Efficiency	130.5	117.13
Pass Efficiency Defense	130.5	133.79
Rushing Offense	225.8	182.4
Rushing Defense	138.2	198.8
First Downs For	264	227
First Downs Against	303	259
Third Down Conv.	35%	40%
Third Down Conv. Against	39%	42%
Sacks By-Yards	35-238	21-155
Sacks Allowed-Yards	21-148	14-86
Turnovers (INT-Fum)	18 (11-7)	17 (9-8)
TOs Forced (INT-Fum)	38 (23-15)	14 (9-5)
Turnover Margin	+18	-3
Time of Possession	31:03	30:37
Penalties-Yards	73-628	74-641

2012 LEADERS

2013 LEADERS

Rushing Yards

Dri Archer	1,429	Trayion Durham	766
Trayion Durham	1,316	Dri Archer	527
Spencer Keith	196	Colin Reardon	336

Passing Yards

Spencer Keith	2,021	Colin Reardon	1,957
David Fisher	230	David Fisher	281

Receiving Yards

Dri Archer	561	Chris Humphrey	613
Josh Boyle	338	Tyshon Goode	458
Matt Hurdle	333	Casey Pierce	364

Receptions

Dri Archer	39	Chris Humphrey	51
Matt Hurdle	35	Tyshon Goode	45
Josh Boyle	28	Casey Pierce	33

Tackles

Luke Batton	143	Luke Wollet	78
Luke Wollet	119	Matt Dellinger	77
Sid Saulter	82	Jordan Italiano	76

Sacks

Jake Dooley	7.0	Nate Vance	3.5
Roosevelt Nix	6.0	Roosevelt Nix	3.5

Interceptions

Luke Wollet	4	Malcolm Pannell	3
Green/Fackler	3	Wollet/Farrington	2



GAME 4 AT VIRGINIA

TEAM STATISTICS

Date	Opponent	Score	Record	MAC	Time	Attend
Aug 30	OHIO*	L, 14-17	0-1-0	0-1-0	3:04	22,754
Sep 6	S. ALABAMA	L, 13-23	0-2-0	0-1-0	3:07	15,355
Sep 13	Ohio State	L, 0-66	0-3-0	0-1-0	3:24	104,404

SCORE BY QUARTERS	1st	2nd	3rd	4th	Total
Kent State	7	6	0	14	27
Opponents	37	38	14	17	106

SCORING	27	106
Points Per Game	9.0	35.3
Points Off Turnovers	7	14
FIRST DOWNS	42	73
Rushing	8	31
Passing	29	35
Penalty	5	7
RUSHING YARDAGE	142	645
Yards gained rushing	218	686
Yards lost rushing	76	41
Rushing Attempts	73	147
Average Per Rush	1.9	4.4
Average Per Game	47.3	215.0
TDs Rushing	0	5
PASSING YARDAGE	556	767
Comp-Att-Int	62-115-4	58-83-1
Average Per Pass	4.8	9.2
Average Per Catch	9.0	13.2
Average Per Game	185.3	255.7
TDs Passing	4	9
TOTAL OFFENSE	698	1412
Total Plays	188	230
Average Per Play	3.7	6.1
Average Per Game	232.7	470.7
KICK RETURNS: #-Yards	13-256	3-92
PUNT RETURNS: #-Yards	5-30	9-159
INT RETURNS: #-Yards	1-0	4-5
KICK RETURN AVERAGE	19.7	30.7
PUNT RETURN AVERAGE	6.0	17.7
INT RETURN AVERAGE	0.0	1.2
FUMBLES-LOST	1-0	8-6
PENALTIES-Yards	22-151	13-98
Average Per Game	50.3	32.7
PUNTS-Yards	26-1138	15-627
Average Per Punt	43.8	41.8
Net punt average	37.7	37.1
KICKOFFS-Yards	8-508	18-1100
Average Per Kick	63.5	61.1
Net kick average	36.4	41.3
TIME OF POSSESSION	28:36	31:24
3RD-DOWN Conversions	17/46	21/43
3rd-Down Pct	37%	49%
4TH-DOWN Conversions	0/0	3/4
4th-Down Pct	0%	75%
SACKS BY-Yards	2-14	8-50
MISC YARDS	0	0
TOUCHDOWNS SCORED	4	14
FIELD GOALS-ATTEMPTS	0-2	2-2
ON-SIDE KICKS	0-0	0-0
RED-ZONE SCORES	(2-4) 50%	(11-12) 92%
RED-ZONE TDS	(2-4) 50%	(10-12) 83%
PAT-ATTEMPTS	(3-3) 100%	(14-14) 100%
ATTENDANCE	38109	104404

INDIVIDUAL STATISTICS

RUSHING	GP	Att	Gain	Loss	Net	Avg	TD	Long	Avg/G
HOLLEY, Nick	3	25	96	9	87	3.5	0	20	29.0
MERAY, A.	3	14	35	2	33	2.4	0	8	11.0
HIBBLER, Miles	3	8	19	3	16	2.0	0	5	5.3
REARDON, C.	3	20	59	45	14	0.7	0	9	4.7
ANU, Eldin	3	1	1	0	1	1.0	0	1	0.3
CALHOUN, E.	3	2	5	7	-2	-1.0	0	5	-0.7
STROCK, N.	1	3	3	10	-7	-2.3	0	3	-7.0
Total.....	3	73	218	76	142	1.9	0	20	47.3
Opponents.....	3	147	686	41	645	4.4	5	26	215.0

PASSING	GP	Effic	Comp-Att-Int	Pct	Yds	TD	Long	Avg/G
REARDON, C.	3	104.31	61-108-4	56.5	553	4	44	184.3
STROCK, N.	1	17.89	1-7-0	14.3	3	0	3	3.0
Total.....	3	99.05	62-115-4	53.9	556	4	44	185.3
Opponents.....	3	180.88	58-83-1	69.9	767	9	63	255.7

RECEIVING	GP	No.	Yds	Avg	TD	Long	Avg/G
CALHOUN, E.	3	15	128	8.5	0	34	42.7
PIERCE, Casey	3	11	128	11.6	1	44	42.7
HOLLEY, Nick	3	11	74	6.7	1	13	24.7
HUMPHREY, C.	3	10	109	10.9	1	25	36.3
BOYLE, Josh	3	8	40	5.0	1	11	13.3
MERAY, Anthony	3	3	21	7.0	0	13	7.0
BROOKS, James	3	2	45	22.5	0	29	15.0
WHITE, Kris	3	1	8	8.0	0	8	2.7
WOODS, William	1	1	3	3.0	0	3	3.0
Total.....	3	62	556	9.0	4	44	185.3
Opponents.....	3	58	767	13.2	9	63	255.7

PUNT RETURNS	No.	Yds	Avg	TD	Long
BROOKS, James	5	30	6.0	0	10
Total.....	5	30	6.0	0	10
Opponents.....	9	159	17.7	0	51

INT. RETURNS	No.	Yds	Avg	TD	Long
DELLINGER, Matt	1	0	0.0	0	0
Total.....	1	0	0.0	0	0
Opponents.....	4	5	1.2	0	5

KICK RETURNS	No.	Yds	Avg	TD	Long
CALHOUN, Ernest	11	215	19.5	0	25
BROOKS, James	2	41	20.5	0	22
Total.....	13	256	19.7	0	25
Opponents.....	3	92	30.7	0	38

SCORING	TD	FGs	Kick	Rush	Rcv	Pass	DXP	Saf	Points
BOYLE, Josh	1	0-0	0-0	0-0	0	0-0	0	0	6
PIERCE, Casey	1	0-0	0-0	0-0	0	0-0	0	0	6
HUMPHREY, C.	1	0-0	0-0	0-0	0	0-0	0	0	6
HOLLEY, Nick	1	0-0	0-0	0-0	0	0-0	0	0	6
MELCHIORI, A.	0	0-2	3-3	0-0	0	0-0	0	0	3
HOLLEY, Nate	0	0-0	0-0	0-1	0	0-0	0	0	0
Total.....	4	0-2	3-3	0-1	0	0-0	0	0	27
Opponents.....	14	2-2	14-14	0-0	0	0-0	0	1	106

TOTAL OFFENSE	GP	Plays	Rush	Pass	Total	Avg/G
REARDON, Colin	3	128	14	553	567	189.0
HOLLEY, Nick	3	25	87	0	87	29.0
MERAY, Anthony	3	14	33	0	33	11.0
HIBBLER, Miles	3	8	16	0	16	5.3
ANU, Eldin	3	1	1	0	1	0.3
CALHOUN, Ernest	3	2	-2	0	-2	-0.7
STROCK, Nathan	1	10	-7	3	-4	-4.0
Total.....	3	188	142	556	698	232.7
Opponents.....	3	230	645	767	1412	470.7

TRACKING THE OPPONENTS

Ohio	2-2, 1-0 MAC
Last Game:	W, 36-24 vs. Idaho
Next Up:	Sept. 27 vs. Eastern Illinois
South Alabama	1-2, 0-1 Sun Belt
Last Game:	L, 6-28 vs. Georgia Southern
Next Up:	Sept. 27 at Idaho
Ohio State	2-1, 0-0 Big Ten
Last Game:	W, 66-0 vs. Kent State
Next Up:	Sept. 27 vs. Cincinnati
Virginia	2-2, 1-0 ACC
Last Game:	L, 33-41 at BYU
Next Up:	Sept. 27 vs. Kent State
Northern Illinois	3-1, 0-0 MAC
Last Game:	L, 14-52 at Arkansas
Up Next:	Oct. 4 vs. Kent State
UMass	0-4, 0-0 MAC
Last Game:	L, 7-48 at Penn State
Up Next:	Sept. 27 vs. Bowling Green
Army	1-2 Ind.
Last Game:	L, 21-24 at Wake Forest
Up Next:	Sept. 27 at Yale
Miami	0-4, 0-0 MAC
Last Game:	L, 24-31 at Cincinnati
Up Next:	Sept. 27 at Buffalo
Toledo	2-2, 1-0 MAC
Last Game:	W, 34-23 vs. Ball State
Up Next:	Sept. 27 vs. Central Michigan
Bowling Green	2-2, 0-0 MAC
Last Game:	L, 17-68 at Wisconsin
Up Next:	Sept. 27 at UMass
Buffalo	2-2, 0-0 MAC
Last Game:	W, 36-7 vs. Norfolk State
Up Next:	Sept. 27 vs. Miami
Akron	1-2, 0-0 MAC
Last Game:	L, 17-48 vs. Marshall
Up Next:	Sept. 27 at Pittsburgh
Composite Record: 18-26	

2014 Kent State FOOTBALL

GAME 4 AT VIRGINIA

INDIVIDUAL STATISTICS

ALL PURPOSE	GP	Rush	Rec	PR	KOR	IR	Tot	Avg/G
CALHOUN, E.	3	-2	128	0	215	0	341	113.7
HOLLEY, Nick	3	87	74	0	0	0	161	53.7
PIERCE, Casey	3	0	128	0	0	0	128	42.7
BROOKS, James	3	0	45	30	41	0	116	38.7
HUMPHREY, C.	3	0	109	0	0	0	109	36.3
MERAY, Anthony	3	33	21	0	0	0	54	18.0
BOYLE, Josh	3	0	40	0	0	0	40	13.3
HIBBLER, Miles	3	16	0	0	0	0	16	5.3
REARDON, Colin	3	14	0	0	0	0	14	4.7
WHITE, Kris	3	0	8	0	0	0	8	2.7
WOODS, William	1	0	3	0	0	0	3	3.0
ANU, Eldin	3	1	0	0	0	0	1	0.3
STROCK, Nathan	1	-7	0	0	0	0	-7	-7.0
Total.....	3	142	556	30	256	0	984	328.0
Opponents.....	3	645	767	159	92	5	1668	556.0

INDIVIDUAL STATISTICS

FIELD GOALS	FGM	FGA	Pct	1-19	20-29	30-39	40-49	50+	Lg	Blk
MELCHIORI, A.	0-2	0-0	0-0	0-1	0-1	0-0	0-0	0-0	0	0

PUNTING	No.	Yds	Avg	Long	TB	FC	I20	Blkd
MELCHIORI, A.	25	1138	45.5	71	0	9	9	1
TEAM	1	0	0.0	0	0	0	0	0
Total.....	26	1138	43.8	71	0	9	9	1
Opponents.....	15	627	41.8	56	2	2	3	0

KICKOFFS	No.	Yds	Avg	TB	OB	Retn	NetYdLn
MELCHIORI, A.	8	508	63.5	5	0		
Total.....	8	508	63.5	5	0	92	36.4 28
Opponents.....	18	1100	61.1	4	0	256	41.3 23

FIELD GOAL SEQUENCE	Kent State	Opponents
Ohio	20	(44)
South Alabama	32	-
Ohio State	-	(41)

Numbers in (parentheses) indicate field goal was made.

INDIVIDUAL GAME-BY-GAME PASSING

Game	Colin Reardon	Nathan Strock
Ohio	30-41-0-264-2	-
South Alabama	17-40-1-213-2	-
Ohio State	14-27-3-76-0	1-7-0-3-0
Overall	61-108-4-553-4	1-7-0-3-0

Format is Comp-Att-Int-Yards-TDs

3-AND-OUTS

3-and-Out	Kent State	Opponent
Ohio	3/11	3/11
South Alabama	4/13	4/13
Ohio State	7/15	0/14
Total	14/39	7/38

DRIVE SUPERLATIVES

	Kent State	Opponent
Most Plays/Result	13/TD (USA)	13/TD (Ohio State)
Most Yards/Result	80/TD (USA)	98/TD (Ohio State)
Longest Time/Result	6:20/TD (USA)	5:48/TD (Ohio State)

GAME-BY-GAME COMPARISON

		--FIRST DOWNS--				--RUSHING--	--PASSING--		--TOTAL OFF--	Return	
Opponent	Score	Total	Rush	Pass	Pen	Number-Yards	Comp-Att-Int	Yards	Plays-Yards	Yards	TO
OHIO	14-17	17/20	1/6	16/13	0/1	22-31/44-175	30-41-0/18-24-0	264/262	63-295/68-437	56/18	0/4
SOUTH ALABAMA	13-23	15/20	4/10	10/7	1/3	28-64/50-186	17-40-1/15-25-0	213/161	68-277/75-347	61/53	1/0
Ohio State	0-66	10/33	3/15	3/15	4/3	23-47/53-284	15-34-3/25-34-1	79/344	57-126/87-628	169/185	3/3
Totals	27-106	42/73	8/31	29/35	5/7	73-142/147-645	62-115-4/58-83-1	556/767	188-698/230-1412	286/256	4/7

Opponent	3rd Down	4th Down	Time Poss	Margin	Yds/Rush	Yds/Pass	Yds/Play	Punting	Pen Yds
OHIO	6-14/7-14	0-0/2-2	30:20/29:40	0:40	1.4/4.0	6.4/10.9	4.7/6.4	7-47.0/4-42.5	8-44/1-5
SOUTH ALABAMA	9-18/6-17	0-0/0-0	28:16/31:44	-3:28	2.3/3.7	5.3/6.4	4.1/4.6	8-41.4/10-42.9	6-45/6-30
Ohio State	2-14/8-12	0-0/1-2	27:13/32:47	-5:34	2.0/5.4	2.3/10.1	2.2/7.2	11-43.5/1-28.0	8-62/6-63
Totals	17-46/21-43	0-0/3-4	85:49/94:11	-8:22	1.9/4.4	4.8/9.2	3.7/6.1	26-43.8/15-41.8	151/98

Note: Game totals are displayed in the format TEAM/OPPONENT for each category



GAME 4 AT VIRGINIA

DEFENSIVE STATISTICS

DEFENSIVE LEADERS	GP	Tackles				TFL/Yds	No-Yards	Pass Def		QBH	Fumbles		Blkd	
		Solo	Ast	Total				Int-Yds	BrUp		Rev-Yds	FF	Kick	Saf
HOLLEY, Nate	3	28	13	41	1	.	1-0	2	.	.
ITALIANO, J.	3	13	10	23	1-1	.	.	.	1	1	1-0	.	.	.
DELLINGER, Matt	3	9	12	21	1-1	.	.	1-0
WAUGH, Terence	3	11	6	17	2-5	1-5
REFUGE, Elcee	3	7	7	14	2-3
MURRAY, Najee	3	10	2	12	1-0	.	.	.
GRAY, Richard	3	7	5	12
BYRD, Jontey	3	7	4	11	2-10	1-9
REDMOND, Darius	3	10	1	11	1-1
TERHUNE, Nate	3	4	6	10	1-5	1-0	.	.	.
MONDAY, D.	3	6	4	10	1
MILLER, Clay	3	4	5	9
VANCE, Nate	3	6	3	9	1	1-0	1	.	.
MOORE, Marques	3	3	5	8	2	.	.	1	.	.
CUNNINGHAM, Jon	3	5	2	7	1-2	1	.	.
SOMMERS, Matt	3	5	1	6	1	.	.
MOORE, Dustyn	3	3	2	5
PANNELL, M.	2	3	2	5
SINGER, Zach	2	3	2	5	1-1
TIGGLE, Calvin	1	1	1	2
CHURCH, Eric	3	1	1	2
HUMPHREY, Chris	3	1	.	1
HOLLEY, Nick	3	1	.	1
RHONE, Kerrick	2	1	.	1
WHITE, Kris	3	1	.	1
MELCHIORI, A.	3	1	.	1
FOSTER, Jerrell	3	1	.	1
BROOKS, James	3	1	.	1
NAGY, Steve	2	1-0	.	.	.
Total.....	3	153	94	247	12-29	2-14	1-0	5	2	6-0	6	.	.	.
Opponents.....	3	111	68	179	25-77	8-50	4-5	20	8	.	1	1	1	.

GAME-BY-GAME STARTING LINEUPS

OFFENSE	Z WR	SLOT	LT	LG	C	RG	RT	TE	QB	RB	X WR
Ohio	Humphrey	Calhoun	Reda	Katusha	Nielsen	Scott	Johnson	Pierce	Reardon	Meray	Brooks
South Alabama	Humphrey	Calhoun	Reda	Katusha	Nielsen	Scott	Johnson	Pierce	Reardon	Holley	White
Ohio State	Humphrey	Brooks	Reda	Katusha	Nielsen	Scott	Macaulay	Pierce	Reardon	Holley	Anu
DEFENSE	DE	DT	NT	LEO	LB	LB	STAR	CB	SS	FS	CB
Ohio	Gray	Terhune	Cunningham	Vance	Dellinger	Redmond	Refuge	Murray	Italiano	Holley	Pannell
South Alabama	Gray	Terhune	Cunningham	Vance	Dellinger	Redmond	Refuge	Murray	Italiano	Holley	Monday
Ohio State	Gray	Terhune	Cunningham	Vance	Dellinger	Redmond	Refuge	Murray	Italiano	Holley	Pannell

GAME 4 AT VIRGINIA

INDIVIDUAL GAME-BY-GAME RUSHING (RUSHES-YARDS/TDs)

Player	Overall	Ohio	S. Alabama	Ohio State	Virginia	NIU	UMass	Army	Miami	Toledo	BCSU	Buffalo	Akron
HOLLEY, Nick RB	25-87/0	5-6/0	14-47/0	6-34/0									
MERAY, Anthony RB	14-33/0	6-19/0	2-1/0	6-13/0									
HIBBLER, Miles RB	8-16/0	1-2/0	4-13/0	3-5/0									
REARDON, Colin QB	20-14/0	8-10/0	7-2/0	5-2/0									
ANU, Eldin WR	1-1/0	-	1-1/0	-									
CALHOUN, Ernest WR	2-2/0	2-2/0	-	-									
STROCK, Nathan QB	3-7/0	DNP	DNP	3-7/0									

INDIVIDUAL GAME-BY-GAME RECEIVING (RECEPTIONS-YARDS/TDs)

Player	Overall	Ohio	S. Alabama	Ohio State	Virginia	NIU	UMass	Army	Miami	Toledo	BCSU	Buffalo	Akron
PIERCE, Casey TE	11-128/1	4-26/0	4-80/1	3-22/0									
CALHOUN, E. WR	15-128/0	11-62/0	3-57/0	1-9/0									
HUMPHREY, C. WR	10-109/1	6-91/1	4-18/0	-									
HOLLEY, Nick RB	11-74/1	2-11/0	3-26/1	6-37/0									
BROOKS, James WR	2-45/0	2-45/0	-	-									
BOYLE, Josh WR	8-40/1	4-24/1	1-11/0	3-5/0									
MERAY, Anthony RB	3-21/0	1-5/0	1-13/0	1-3/0									
WHITE, Kris WR	1-8/0	-	1-8/0	-									
WOODS, William WR	1-3/0	DNP	DNP	1-3/0									

INDIVIDUAL GAME-BY-GAME TACKLES

Player	Overall	Ohio	S. Alabama	Ohio State	Virginia	NIU	UMass	Army	Miami	Toledo	BCSU	Buffalo	Akron
HOLLEY, Nate S	28-13 41	12-6	4-5	12-2									
ITALIANO, J. S	13-10 23	6-4	3-4	4-2									
DELLINGER, M. LB	9-12 21	2-6	6-2	1-4									
WAUGH, Terence DE	11-6 17	1-3	6-2	4-1									
REFUGE, Elcee DB	7-7 14	2-1	1-2	4-4									
MURRAY, Najee CB	10-2 12	4-2	2-0	4-0									
GRAY, Richard DE	7-5 12	2-4	4-0	1-1									
REDMOND, D. LB	10-1 11	1-0	5-0	4-1									
BYRD, Jontey NT	7-4 11	3-3	4-0	0-1									
TERHUNE, Nate DL	4-6 10	-	2-5	2-1									
MONDAY, D. CB	6-4 10	0-1	3-3	3-0									
VANCE, Nate DE	6-3 9	1-1	3-0	2-2									
MILLER, Clay DE	4-5 9	1-2	0-2	3-1									
MOORE, Marques LB	3-5 8	1-0	0-1	2-4									
CUNNINGHAM, J. DL	5-2 7	2-2	3-0	-									
SOMMERS, Matt LB	5-1 6	1-0	2-0	2-1									
PANNELL, M. CB	3-2 5	1-0	DNP	2-2									
SINGER, Zach NT	3-2 5	DNP	1-0	2-2									
MOORE, Dustyn LB	3-2 5	-	-	3-2									
CHURCH, Eric CB	1-1 2	-	-	1-1									
TIGGLE, Calvin S	1-1 2	1-1	DNP	DNP									
HOLLEY, Nick RB	1-0 1	-	-	1-0									
MELCHIORI, A. P	1-0 1	-	-	1-0									
FOSTER, Jerrell CB	1-0 1	-	-	1-0									
BROOKS, James WR	1-0 1	-	-	1-0									
WHITE, Kris WR	1-0 1	-	-	1-0									
RHONE, Kerrick CB	1-0 1	-	1-0	DNP									
HUMPHREY, C. WR	1-0 1	-	-	1-0									



GAME 4 AT VIRGINIA

INDIVIDUAL PARTICIPATION

Player	Overall	Ohio	S. Alabama	Ohio State	Virginia	NIU	UMass	Army	Miami	Toledo	BCSU	Buffalo	Akron
ANU, Eldin	3/1	XXX	XXX	START									
BOURNE, Kevin	3/-	XXX	XXX	XXX									
BOYLE, Josh	3/-	XXX	XXX	XXX									
BROOKS, James	3/2	START	XXX	START									
BUSHLEY, Chad	3/-	XXX	XXX	XXX									
BYRD, Jontey	3/-	XXX	XXX	XXX									
CALHOUN, Ernest	3/2	START	START	XXX									
CHANDLER, C.	3/-	XXX	XXX	XXX									
CHURCH, Eric	3/-	XXX	XXX	XXX									
CUNNINGHAM, Jon	3/3	START	START	START									
CUTHBERT, Nick	3/-	XXX	XXX	XXX									
DELLINGER, Matt	3/3	START	START	START									
EACKLER, Brice	3/-	XXX	XXX	XXX									
FOSTER, Jerrell	3/-	XXX	XXX	XXX									
GRAY, Richard	3/3	START	START	START									
HIBBLER, Miles	3/-	XXX	XXX	XXX									
HOLLEY, Nate	3/3	START	START	START									
HOLLEY, Nick	3/2	XXX	START	START									
HUMPHREY, Chris	3/3	START	START	START									
ITALIANO, J.	3/3	START	START	START									
JOHNSON, T.	2/2	START	START	...									
KATUSHA, Jim	3/3	START	START	START									
KINCAID, Jake	1/-	...	XXX	...									
MACAULAY, Brock	3/1	XXX	XXX	START									
MALONE, Ryan	3/-	XXX	XXX	XXX									
MELCHIORI, A.	3/-	XXX	XXX	XXX									
MERAY, Anthony	3/1	START	XXX	XXX									
MILLER, Clay	3/-	XXX	XXX	XXX									
MONDAY, D.	3/1	XXX	START	XXX									
MOORE, Dustyn	3/-	XXX	XXX	XXX									
MOORE, Marques	3/-	XXX	XXX	XXX									
MURRAY, Najee	3/3	START	START	START									
NAGY, Steve	2/-	...	XXX	XXX									
NIELSEN, Alex	3/3	START	START	START									
PANNELL, M.	2/2	START	...	START									
PIERCE, Casey	3/3	START	START	START									
PUTHOFF, Nathan	2/-	...	XXX	XXX									
REARDON, Colin	3/3	START	START	START									
REDA, Reno	3/3	START	START	START									
REDMOND, Darius	3/3	START	START	START									
REFUGE, Elcee	3/3	START	START	START									
RHONE, Kerrick	2/-	XXX	XXX	...									
SCOTT, Wayne	3/3	START	START	START									
SINGER, Zach	2/-	...	XXX	XXX									
SOMMERS, Matt	3/-	XXX	XXX	XXX									
STROCK, Nathan	1/-	XXX									
TERHUNE, Nate	3/3	START	START	START									
TIGGLE, Calvin	1/-	XXX									
VANCE, Nate	3/3	START	START	START									
WAUGH, Terence	3/-	XXX	XXX	XXX									
WHITE, Kris	3/1	XXX	START	XXX									
WOODS, William	1/-	XXX									
WRIGHT, Marcus	2/-	XXX	...	XXX									

GAME 4 AT VIRGINIA

SUPERLATIVES

Kent State Individual Game Highs

Rushes	14	HOLLEY, Nick vs USA
Yards Rushing	47	HOLLEY, Nick vs USA
TD Rushes	0	
Long Rush	20	HOLLEY, Nick vs USA
Pass attempts	41	REARDON, Colin vs Ohio
Pass completions	30	REARDON, Colin vs Ohio
Yards Passing	264	REARDON, Colin vs Ohio
TD Passes	2	REARDON, Colin vs Ohio
Long Pass	44	REARDON, Colin vs USA
Receptions	11	CALHOUN, Ernest vs Ohio
Yards Receiving	91	HUMPHREY, Chris vs Ohio
TD Receptions	1	HUMPHREY, Chris vs Ohio
		BOYLE, Josh vs Ohio
		HOLLEY, Nick vs USA
		PIERCE, Casey vs USA
Long Reception	44	PIERCE, Casey vs USA
Field Goals	0	
Long Field Goal	0	
Punts	8	MELCHIORI, A. vs USA
Punting Avg	47.0	MELCHIORI, A. vs Ohio
Long Punt	71	MELCHIORI, A. vs Ohio
Punts inside 20	3	MELCHIORI, A. vs Ohio
Long Punt Return	10	BROOKS, James vs Ohio
Long Kickoff Return	25	CALHOUN, Ernest vs USA
Tackles	18	HOLLEY, Nate vs Ohio
Sacks	1.0	WAUGH, Terence vs USA
		BYRD, Jontey vs USA
Tackles For Loss	2.0	BYRD, Jontey vs USA
Interceptions	1	Dellinger at Ohio State

Team Game Highs

Rushes	28	vs USA
Yards Rushing	64	vs USA
Yards Per Rush	2.3	vs USA
TD Rushes	0	
Pass attempts	41	vs Ohio
Pass completions	30	vs Ohio
Yards Passing	264	vs Ohio
Yards Per Pass	6.4	vs Ohio
TD Passes	2	vs Ohio
		vs USA
Total Plays	68	vs USA
Total Offense	295	vs Ohio
Yards Per Play	4.7	vs Ohio
Points	14	vs Ohio
Sacks By	2	vs USA
First Downs	17	vs Ohio
Penalties	8	vs Ohio
		at Ohio State
Penalty Yards	62	at Ohio State
Turnovers	3	at Ohio State
Interceptions By	1	at Ohio State
Punts	11	at Ohio State
Punting Avg	47.0	vs Ohio
Long Punt	71	vs Ohio
Punts inside 20	4	at Ohio State
Long Punt Return	10	vs Ohio

Opponent Individual Game Highs

Rushes	21	Jones, Jay, vs USA
Yards Rushing	102	Jones, Jay, vs USA
TD Rushes	2	Jones, Jay, vs USA
		Samuel, Curtis, at Ohio State
Long Rush	26	Samuel, Curtis, at Ohio State
Pass attempts	30	Barrett, J.T., at Ohio State
Pass completions	23	Barrett, J.T., at Ohio State
Yards Passing	312	Barrett, J.T., at Ohio State
TD Passes	6	Barrett, J.T., at Ohio State
Long Pass	63	Barrett, J.T., at Ohio State
Receptions	7	SMITH, L., vs Ohio
Yards Receiving	77	Thomas, Michael, at Ohio State
TD Receptions	2	SMITH, L., vs Ohio
		Thomas, Michael, at Ohio State
Long Reception	63	Thomas, Michael, at Ohio State
Field Goals	1	YAZDANI, vs Ohio
		Nuernberger, S., at Ohio State
Long Field Goal	44	YAZDANI, vs Ohio
Punts	10	McKee, Brandon, vs USA
Punting Avg	42.9	McKee, Brandon, vs USA
Long Punt	56	BONNSTETTER, vs Ohio
Punts inside 20	2	McKee, Brandon, vs USA
Long Punt Return	51	Marshall, Jalin, at Ohio State
Long Kickoff Return	38	Wilson, Dontre, at Ohio State
Tackles	11	JOHNSON, Jovon, vs Ohio
Sacks	2.0	McMillan, R., at Ohio State
Tackles For Loss	3.0	SMITH, K., vs Ohio
		McMillan, R., at Ohio State

Interceptions 1 4 Players

Opponent Team Game Highs

Rushes	53	at Ohio State
Yards Rushing	284	at Ohio State
Yards Per Rush	5.4	at Ohio State
TD Rushes	3	at Ohio State
Pass attempts	34	at Ohio State
Pass completions	25	at Ohio State
Yards Passing	344	at Ohio State
Yards Per Pass	10.9	vs Ohio
TD Passes	6	at Ohio State
Total Plays	87	at Ohio State
Total Offense	628	at Ohio State
Yards Per Play	7.2	at Ohio State
Points	66	at Ohio State
Sacks By	4	at Ohio State
First Downs	33	at Ohio State
Penalties	6	vs USA
		at Ohio State
Penalty Yards	63	at Ohio State
Turnovers	4	vs Ohio
Interceptions By	3	at Ohio State
Punts	10	vs USA
Punting Avg	42.9	vs USA
Long Punt	56	vs Ohio
Punts inside 20	2	vs USA
Long Punt Return	51	at Ohio State



GAME 4 AT VIRGINIA

THE LAST TIME IT HAPPENED

KENT STATE

Rushing

Had 400 or more yards: at Western Michigan, 1988 (405)
 Had 300 or more yards: at Ohio, 2013 (312)
 Had 70 or more rushing attempts: at WMU, 1988 (86)
 Had 60 or more rushing attempts: vs. YSU, 2003 (65)
 Had 50 or more rushing attempts: at Rutgers, 2012 (50)
 Had 6 or more rush TDs: at Miami, 2008 (6)
 Had 5 or more rush TDs: at Miami, 2012 (5)
 Had 4 or more rush TDs: at Ohio, 2013 (4)
 Had 2 players with 100 rush yards in a game: at USA, 2013
 (Dri Archer – 114 yards; David Fisher – 106 yards)

Passing

Had 500 or more yards: vs. UCF, 1997 (551)
 Had 400 or more yards: at UCF, 2004 (426)
 Had 300 or more yards: at Akron, 2009 (377)
 Had 40 or more pass attempts: vs. USA, 2014 (40)
 Had 30 or more pass attempts: vs. USA, 2014 (40)
 Had 25 or more pass completions: vs. vs. Ohio, 2014 (30)
 Had 20 or more pass completions: vs. Ohio, 2014 (30)
 Had 5 passing TDs: at UCF, 2004 (5)
 Had 4 passing TDs: vs. Eastern Michigan, 2004 (4)
 Had 3 passing TDs: vs. Ball State, 2010 (3)
 Had 5 passes intercepted: at Ohio, 2005 (6)
 Had 4 passes intercepted: at Temple, 2007 (4)
 Had 3 passes intercepted: at Ohio State, 2014 (3)

Receiving

Had 2 players with 100 receiving yards in a game: vs. WMU, 2005
 (Najah Pruden – 125 yards, Marcus Hill – 118 yards)
 Had a player with 150+ receiving yards in a game:
 at BGSU, 2010 (Tyshon Goode – 158)

Combination Offense

Had a 200-yard passer and a 100-yard rusher in a game: at Ohio, 2013
 (Colin Reardon: 213 yards pass, Dri Archer 138 yards rush)
 Had a 100-yard receiver & 100-yard rusher in a game: at Ohio, 2009
 (Tyson Goode: 105 rec., Jacquise Terry: 110 rush)

Total Offense

Had 600 or more yards total offense: vs. UCF, 1997 (615)
 Had 500 or more yards total offense: at Ohio, 2013 (537)
 Had 400 or more yards total offense: at Ohio, 2013 (537)
 Had 85 or more plays total offense: vs. Temple, 2008 (85)
 Had 75 or more plays total offense: at Ohio, 2013 (75)

Scoring

Scored 60 or more points: vs. Eastern Michigan, 2004 (69)
 Scored 50 or more points: at Miami, 2008 (54)
 Scored 40 or more points: at Ohio, 2013 (44)
 Scored 30 or more points: at Ohio, 2013 (44)
 Scored 28 points in a quarter: at Miami, 2008 (28, 2nd)
 Allowed 60 or more points: at Ohio State, 2014 (66)
 Allowed 50 or more points: at Kentucky, 2007 (56)
 Allowed 40 or more points: vs. Buffalo, 2013 (41)
 Allowed 30 or more points: vs. Buffalo, 2013 (41)
 Was held scoreless at home: vs. Minnesota, 2006 (0-44)
 Was held scoreless on the road: at Ohio State, 2014 (0-66)
 Was held scoreless at a neutral site: vs. BC, 2008, (0-21)
 Held opponent scoreless: vs. Coastal Carolina, 2009 (18-0)
 Held opponent scoreless on the road: at EMU, 1974 (13-0)
 Held opponent scoreless at neutral site: N/A
 Held 2 opponents scoreless in a season: 1963
 at Toledo (20-0); vs. Dayton (23-0)
 Held 3 opponents scoreless in a season: 1958
 at Xavier (6-0); vs. Marshall (24-0); vs. Toledo (32-0)
 Held 4 opponents scoreless in a season: 1948
 at Mount Union (18-0); vs. Wooster (39-0); at Central Michigan
 (28-0); at Akron (31-0)
 Held 5 opponents scoreless in a season: 1940
 vs. Bluffton (37-0); vs. Assumption (26-0); vs. Mount Union (26-0);
 vs. Hiram (26-0); at Findlay (13-0)
 Held 6 opponents scoreless in a season: 1940
 vs. Bluffton (37-0); vs. Assumption (26-0); vs. Mount Union (26-0);
 vs. Hiram (26-0); at Findlay (13-0); at BGSU (13-0)
 Had multiple players with multiple TDs in a game: vs. EMU, 2012
 (Trayon Durham – 2 rushing, Dri Archer – 3,
 1 rushing, 1 receiving and 1 KR)

Turnovers

Did not commit a turnover: vs. Ohio, 2014
 Committed 6 or more turnovers: vs. Minnesota, 2006 (6)
 Committed 5 or more turnovers: at Akron, 2013 (5)
 Committed 4 or more fumbles lost: at BC, 2010 (5)
 Committed 3 or more fumbles lost: vs. Louisiana, 2011 (3)
 Forced 4 or more fumbles: vs. Ohio, 2014 (4)
 Recorded 6 or more takeaways: at Rutgers, 2012 (7)
 Recorded 5 or more takeaways: at Rutgers, 2012 (7)
 Returned 2 or more interceptions for TDs: N/A
 Returned an interception for a TD: vs. Ohio, 2012
 (C.J. Malauulu – 25 yards)
 Returned a fumble for a TD: vs. Northern Illinois, 2012
 (Zack Hitchens – 83 yards)

Defense

Held opponent to 50 or fewer rushing yards: vs. Western Michigan
 2013 (32)
 Held opponent to 100 or fewer passing yards: at Miami, 2013 (64)
 Held opponent to 300 or fewer yards total offense: vs. Miami, 2013
 (176)
 Held opponent to 200 or fewer yards total offense: vs. Miami, 2013 (176)
 Intercepted 5 or more passes: at Rutgers, 2012 (6)
 Intercepted 4 or more passes: at Rutgers, 2012 (6)
 Intercepted 3 or more passes: at Bowling Green, 2012 (3)
 Scored a safety: vs. Louisiana, 2011
 Scored two safeties in a game: vs. Coastal Carolina, 2009 (2)
 Scored two defensive touchdowns in a game: vs. Akron 2010
 Recorded 9 or more sacks: vs. Ohio, 1994 (9)
 Recorded 8 or more sacks: vs. Ohio, 2012 (8)
 Recorded 7 or more sacks: vs. Ohio, 2012 (8)
 Recorded 6 or more sacks: vs. Ohio, 2012 (8)
 Recorded 5 or more sacks: vs. Ohio, 2012 (8)
 Held opponent to 10 or fewer first downs: vs. E. Mich., 2012 (10)
 Had three players with 10 or more tackles: vs. NIU, 2013
 (Italiano, Wollet, Stalls)

Special Teams

Returned a punt for a TD: vs. Akron, 2004 (Darrell Dowery Jr., -66 yards)
 Returned two punts for a TD: vs. Toledo, 1989
 (Shawn Barnes, 62 yards & Andre Palmer, 62 yards)
 Returned a blocked punt for a TD: vs. Temple, 2010
 (Sam Kirkland – 0 yards)
 Returned a blocked field goal for a TD: vs. Bowling Green, 2009
 (Quinton Rainey – 82 yards)
 Returned a kickoff for a TD: vs. NIU, 2013
 (Dri Archer – 100 yards)
 Blocked a punt: at Ohio, 2011 (Richard Gray)
 Blocked two punts: vs. Temple, 2010
 Punted 10 or more times: at Ohio State, 2014 (11)
 Did not punt: N/A
 Blocked a field goal: at Ohio, 2011 (Luke Batton)
 Had a field goal blocked: at South Alabama, 2013
 Blocked both a punt and field goal: at Ohio (2011)
 Blocked a PAT kick: vs. Buffalo, 2013 (Roosevelt Nix)
 Scored on a blocked PAT attempt: N/A
 Scored a defensive two-point conversion: vs. SEMI Missouri State, 2005
 Missed a kicking PAT: at Akron, 2011
 Had a kicking PAT blocked: at Temple, 2011
 Had a punt blocked: at Ohio State, 2014

Miscellaneous

Had 30 or more 1st downs: vs. Eastern Michigan, 2004 (35)
 Had 20 or more 1st downs: vs. Miami, 2013 (21)
 Was not penalized: vs. Northern Illinois, 2012
 Had 10 or more penalties: at Buffalo, 2012 (10)
 Had 120 or more yards in penalties: at Kansas State, 2011 (136)
 Had 35 minutes or more of possession time: at Ball State, 2013
 (36:52)
 Was involved in a tie game: at Ohio, 1995 (28-28)
 Was involved in an overtime game: vs. Northern Illinois, 2012 (L44-37) 2OT

KENT STATE INDIVIDUAL

Rushing

300 or more yards: Astron Whatley at EMU, 1997 (373)
 250 or more yards: Charles Chatman vs. CMU, 1997 (257)
 200 or more yards: Dri Archer at Bowling Green, 2012 (241)
 175 or more yards: Dri Archer at Bowling Green 2012 (241)
 100 or more yards: Dri Archer at Ohio, 2013 (138)

QB rushed for 100 or more yards: David Fisher at USA, 2013 (106)
 Rushed 40 or more times: Astron Whatley vs. YSU, 1996 (40)
 Rushed 35 or more times: DeMarlo Rozier vs. Akron, 1998 (38)
 Rushed 30 or more times: Jacquise Terry at Ohio, 2009 (31)
 Rushed 25 or more times: Trayon Durham vs. WMU, 2013 (26)
 Rushed for 4 or more TDs: Eugene Jarvis at Miami, 2008 (4)
 Rushed for 3 or more TDs: Dri Archer at Ohio, 2013 (3)
 Rushed for 2 or more TDs: Dri Archer at Ohio, 2013 (3)
 Had a run of 80 yards or more: Dri Archer at Army, 2012 (87)
 Had a run of 70 yards or more: Dri Archer at USA, 2013 (74)
 Had a run of 60 yards or more: Nate Terhune at Ohio, 2013 (61)
 Had a run of 50 yards or more: Nate Terhune at Ohio, 2013 (61)

Passing

Passed for 500 or more yards: Jose Davis vs. UCF, 1997 (551)
 Passed for 400 or more yards: Jose Davis vs. UCF, 1997 (551)
 Passed for 300 or more yards: Spencer Keith at Akron, 2009 (377)
 Attempted 50 or more passes: Spencer Keith at Akron, 2009 (59)
 Attempted 40 or more passes: Colin Reardon vs. Ohio, 2014 (41)
 Attempted 30 or more passes: Colin Reardon vs. Ohio, 2014 (41)
 Completed 20 or more passes: Colin Reardon Ohio, 2014 (30)
 Threw 5 or more TDs: Joshua Cribbs at UCF, 2004 (5)
 Threw 4 or more TDs: Joshua Cribbs at UCF, 2004 (5)
 Threw 5 or more interceptions: Michael Machen at Ohio, 2005 (5)
 Threw 4 or more interceptions: Jon Brown at Temple, 2007 (4)
 Threw 3 or more interceptions: Colin Reardon at Akron, 2013 (3)
 Comp. a pass of 80 yards or more: Spencer Keith vs. CMU, 2011 (85)
 Comp. a pass of 70 yards or more: David Fisher at USA, 2013 (73)
 Comp. a pass of 60 yards or more: David Fisher at USA, 2013 (73)
 Comp. a pass of 50 yards or more: David Fisher at USA, 2013 (73)

Receiving

Caught 15 or more passes: Eugene Baker vs. UCF, 1997 (15)
 Caught 10 or more passes: Ernest Calhoun, vs. Ohio, 2014 (11)
 Caught 7 or more passes: Ernest Calhoun, vs. Ohio, 2014 (11)
 Had 200 or more yards receiving: Najah Pruden at Ohio, 2005 (200)
 Had 175 or more yards receiving: Tyshon Goode, vs. WMU, 2009 (198)
 Had 150 or more yards receiving: Tyshon Goode, vs. Army, 2010 (155)
 Had 100 or more yards receiving: Chris Humphrey, at Ball State, 2013
 (106)
 Caught 3 or more TDs: Eugene Baker at Akron, 1997 (4)
 Caught 2 or more TDs: Dri Archer vs. Ball State, 2012 (2)

Total Offense

500 or more yards total offense: Jose Davis vs. UCF, 1997 (534)
 400 or more yards total offense: Joshua Cribbs at UCF, 2004 (444)
 100 yards both passing and rushing: Julian Edelman at Buffalo, 2008
 (114 passing, 169 rushing)

Scoring

4 or more touchdowns: Eugene Jarvis at Miami, 2008 (4 rushing)
 3 or more touchdowns: Trayon Durham vs. Akron, 2012 (3 rushing)

Defense

Intercepted 3 or more passes: Brian Lainhart vs. Akron, 2008 (3)
 Intercepted 2 or more passes: Mark Fackler at Rutgers, 2012 (2)
 Recovered 3 or more fumbles: N/A
 Recovered 2 or more fumbles: Luke Batton vs. WMU, 2012 (2)
 Recorded 15 or more tackles: Nate Holley vs. Ohio, 2014 (18)
 Recorded 10 or more tackles: Nate Holley vs. Ohio, 2014 (18)
 Recorded 2 or more sacks: Marcus Wright at USA, 2013 (2.0)

Special Teams

15 or more points kicking: Nate Reed at Ohio, 2007 (15)
 10 or more points kicking: Freddy Cortez vs. NIU, 2012 (13)
 Kicked 5 or more field goals: N/A
 Kicked 4 or more field goals: Nate Reed at Ohio, 2007 (4)
 Kicked 2 field goals of 50 or more yards: N/A
 Kicked a field goal of 50 or more yards: Nate Reed vs. CMU 2007 (52)
 Kicked a punt 70 or more yards: A. Melchiori vs. Ohio, 2014 (71)
 Kicked a punt 60 or more yards: A. Melchiori vs. Ohio, 2014 (71)
 Punted 10 or more times: Anthony Melchiori at Ohio State 2014 (11)
 Totaled 175 or more kick return yards: Shawn Bayes vs. NIU, 2008 (177)
 Totaled 100 or more kick return yards: Ernest Calhoun at Ohio State, 2014 (169)
 Returned a failed PAT attempt for defensive two-point conversion:
 Andre Kirkland vs. SEMO, 2005 (interception)

GAME 4 AT VIRGINIA

THE LAST TIME IT HAPPENED

OPPONENT

Rushing

Had 400 or more yards: NIU, 2013 (454)
 Had 300 or more yards: NIU, 2013 (454)
 Had 50 or more rushing attempts: Ohio State, 2014 (53)
 Had 5 or more rush TDs: Alabama, 2011 (5)
 Had 4 or more rush TDs: South Alabama, 2013 (4)
 Had 2 or more players with 100 rush yards in a game: NIU, 2012 (Jordan Lynch – 160 yards, Akeem Daniels – 128 yards)

Passing

Had 400 or more yards: Ball State, 2012 (445)
 Had 300 or more yards: Ohio State, 2014 (344)
 Had 60 or more pass attempts: Bowling Green, 2009 (63)
 Had 50 or more pass attempts: WMU, 2012 (57)
 Had 40 or more pass attempts: Ball State, 2012 (46)
 Had 30 or more pass completions: Akron, 2012 (30)
 Had 5 or more passing TDs: Ohio State, 2014 (6)
 Had 4 or more passing TDs: Ohio State, 2014 (6)
 Had 3 or more passing TDs: Ohio State, 2014 (6)

Receiving

Had 2 players with 100 receiving yards in a game: Miami, 2004 (Michael Larkin – 142 yards, Ryne Robinson – 115 yards)

Total Offense

Had 600 or more yards total offense: Ohio State, 2014 (628)
 Had 500 or more yards total offense: Ohio State, 2014 (628)
 Had 400 or more yards total offense: Ohio State, 2014 (628)
 Had 80 or more plays: Ohio State, 2014 (87)
 Had 75 or more plays: Ohio State, 2014 (87)

Scoring

Scored 60 or more points: Ohio State, 2014 (66)
 Scored 50 or more points: Ohio State, 2014 (66)
 Scored 40 or more points: Ohio State, 2014 (66)
 Scored 30 or more points: Ohio State, 2014 (66)
 Scored a 2 – point conversion: South Alabama, 2011

Turnovers

Did not commit a turnover: South Alabama, 2013
 Had 3 or more fumbles lost: Western Michigan, 2012 (3)
 Intercepted 5 or more passes: Ohio, 2005 (6)
 Intercepted 4 or more passes: Temple, 2007 (4)
 Intercepted 3 or more passes: Ohio State, 2014 (3)
 Returned an INT for a TD: Kansas State, 2011 (D. Garrett – 45 yards)
 Returned a fumble for a TD: Northern Illinois, 2008 (Craig Rusch – 60 yards)

Defense

Held Kent State to 10 or fewer 1st downs: Ohio State, 2014 (10)
 Scored a safety: at South Alabama, 2014
 Held Kent State to 50 or fewer rushing yards: Ohio State, 2014 (47)
 Held Kent State to 200 or fewer passing yards: Ohio State, 2014 (79)
 Held Kent State to 100 or fewer passing yards: Ohio State, 2014 (79)
 Held Kent State to 300 or fewer yards total offense: Ohio State, 2014 (126)
 Held Kent State to 200 or fewer yards total offense: Ohio State, 2014 (126)

Special Teams

Returned a punt for a TD: EMU, 2011 (Demarius Reed – 83 yards)
 Returned a blocked punt for a TD: Miami, 2010 (Evan Harris – 18 yards)
 Returned a kickoff for a TD: Temple, 2011 (Matt Brown – 100 yards)
 Punted 10 or more times: Miami, 2011 (11)
 Did not punt: Ohio State, 2002
 Missed a kicking PAT: Buffalo, 2013

Miscellaneous

Had 30 or more 1st downs: Ohio State, 2014 (33)
 Had 20 or more 1st downs: Ohio State, 2014 (33)
 Had 10 or more penalties: LSU, 2013 (11)
 Had 100 or more yards in penalties: Ohio, 2008 (102)
 Had 35 minutes or more of possession time: NIU, 2013 (35:58)
 Had one 100-yard receiver and one 100-yard rusher: Ohio, 2012 (Donte Foster – 100 receiving, Beau Blankenship – 151 rushing)

OPPONENT INDIVIDUAL

Rushing

Rushed for 300 or more yards: N/A
 Rushed for 200 or more yards: Camer Stingily, NIU 2013 (266)
 Rushed for 150 or more yards: Jawon Chisholm Akron, 2013 (151)
 Rushed for 100 or more yards: Jawon Chisholm Akron, 2013 (151)
 Rushed 40 or more times: Michael Turner, Northern Illinois, 2002 (40)
 Rushed 30 or more times: Brandon Oliver Buffalo, 2013 (31)
 Rushed 25 or more times: Jawon Chisholm Akron, 2013 (27)
 Rushed for 5 or more TDs: N/A
 Rushed for 4 or more TDs: Brandon Oliver Buffalo, 2013 (4)
 Rushed for 3 or more TDs: Brandon Oliver Buffalo, 2013 (4)
 Rushed for 2 or more TDs: Curtis Samuel Ohio State, 2014 (2)
 Had a run of 80 yards or more: Vince Webber, CMU, 1998 (80)
 Had a run of 70 yards or more: Brian Fields & Tevin Drake, WMU, 2010 (74 & 74)
 Had a run of 60 yards or more: Bronson Hill, EMU, 2012 (68)
 Had a run of 50 yards or more: Jeremy Hill, LSU 2013 (58)

Passing

Passed for 500 or more yards: Tyler Sheehan, BGSU, 2009 (505)
 Passed for 400 or more yards: Zac Dysert, Miami, 2012 (455)
 Passed for 300 or more yards: J.T. Barrett, Ohio State, 2014 (312)
 Attempted 60 or more passes: Tyler Sheehan, BGSU, 2009 (63)
 Attempted 50 or more passes: Tyler Sheehan, BGSU, 2009 (63)
 Attempted 40 or more passes: Keith Wenning, Ball State, 2013 (46)
 Completed 30 or more passes: Tyler Tettleton, Ohio, 2012 (37)
 Completed 20 or more passes: Joe Licata, Buffalo, 2013 (20)
 Threw 5 or more TDs: J.T. Barrett, Ohio State, 2014 (6)
 Threw 4 or more TDs: J.T. Barrett Ohio State, 2014 (6)
 Threw 3 or more TDs: J.T. Barrett, Ohio State, 2014 (6)
 Completed a pass of 90 yards or more: Josh Harris, Bowling Green, 2003 (91)
 Completed a pass of 80 yards or more: Matt Schilz, Bowling Green, 2012 (81)
 Completed a pass of 70 yards or more: Matt Schilz, Bowling Green, 2012 (81)
 Completed a pass of 60 yards or more: J.T. Barrett, Ohio State, 2014 (63)
 Completed a pass of 50 yards or more: J.T. Barrett, OSU, 2014 (63)

Receiving

Caught 10 or more passes: Willie Snead, Ball State, 2013 (10)
 Caught 7 or more passes: L. Smith, Ohio, 2014 (7)
 Had 200 or more yards receiving: Chris Gallon, BGSU, 2012 (213)
 Had 150 or more yards receiving: Willie Snead, Ball State, 2013 (152)
 Had 100 or more yards receiving: Willie Snead, Ball State, 2013 (152)
 Caught 3 or more TD passes: Freddie Barnes, BGSU, 2009 (3)
 Caught 2 or more TD passes: Michael Thomas, Ohio State, 2014 (2)

Scoring

Accounted for 5 or more TDs: J.T. Barrett, Ohio State, 2014 (6 passing)
 Accounted for 4 or more TDs: J.T. Barrett, Ohio State, 2013 (6 passing)
 Accounted for 3 or more TDs: J.T. Barrett, Ohio State, 2014 (6 passing)

Defense

Intercepted 3 or more passes: Janssen Patton, BGSU, 2000 (3)
 Intercepted 2 or more passes: Richard King, Army, 2010 (2)
 Recorded 3 or more sacks: M. Wilkerson, Temple, 2010 (3)
 Recorded 2 or more sacks: Raekwon McMillan, Ohio State, 2014 (2)

Special Teams

Kicked 4 or more field goals: Nate Freese, BC, 2010 (4)
 Kicked a field goal 50 or more yards: Sam Ficken, Penn State, 2013 (54)
 Kicked a punt 70 or more yards: Jim Posipanka, Ball State, 1977 (77)
 Kicked a punt 65 or more yards: Zac Murphy, Miami, 2012 (68)
 Kicked a punt 60 or more yards: Zac Murphy, Miami, 2012 (68)
 Punted 10 or more times: B. McKee, USA, 2014 (10)
 Totaled 175 or more kick return yards: NA
 Totaled 100 or more kick return yards: John Pettigrew, BGSU, 2012 (126)

LONGEST PLAYS

Longest Run From Scrimmage

1. 99* \$ Lou Mariano vs. Western Reserve 10/1/54
 2. 96* Larry Blackman vs. Toledo 11/17/73
 3. 93* Tim Starks vs. Northern Illinois 9/24/83

Longest Pass Play

1. 98* # Jose Davis to Eugene Baker vs. Central Florida 10/4/97
 2. 97* Joshua Cribbs to Najah Pruden vs. Marshall 10/11/03
 3. 85* Spencer Keith to Matt Hurdle vs. Central Michigan 11/4/11

Longest Kickoff Return

1. 100* # Dri Archer vs. NIU 10/5/13
 1. 100* # Norman Warren vs. E. Kentucky 9/18/79
 2. 99* Dri Archer vs. Ball State 9/29/12
 3. 98* Derrick Samuels vs. NIU 9/18/82
 98* Orin Richburg vs. Buffalo 9/16/67
 98* Dri Archer vs. Towson 8/30/12
 98* Dri Archer vs. Eastern Michigan 10/6/12

Longest Punt Return

1. 87* Gerald Tinker vs. Toledo 11/17/73
 2. 86* Fred Gissendaner vs. BGSU 10/23/65
 3. 80* Dan Watkins vs. Akron 10/26/74

Longest Interception Return

1. 99* Jack Williams at Iowa 9/4/04
 2. 97* Jay Littlepage vs. Marietta 1933
 3. 80* Alonzo Curry vs. Miami 11/11/72
 4. 75* Shawn Armstead vs. Buffalo 10/26/02

Longest Punt

1. 99 Charles Kilbourne vs. John Carroll 1929
 2. 80 Matt Rinehart vs. WMU 10/31/09
 3. 77 Jim Posipanka vs. Ball State 9/24/77
 4. 76 Jack Mancos vs. Morris Harvey 10/20/51

Longest Field Goal

1. 52 Nate Reed vs. Central Michigan 10/27/07
 2. 51 Paul Marchese vs. Bowling Green 10/15/77
 3. 50 Joe Romano vs. Navy 11/22/97
 4. 49 Freddy Cortez vs. EMU 11/19/11
 49 Dave Pavich vs. Northern Illinois 10/13/01
 49 Dave Pavich vs. Central Michigan 10/7/00
 49 Joe Romano vs. Bowling Green 11/1/97
 49 John Manson vs. EMU 9/28/74

* Touchdown play / # MAC record / \$ NCAA Record

LARGEST HOME CROWDS

No.	Attend	Opponent	Date
1.	27,363	Miami (OH)	Nov. 10, 1973
2.	25,186	Akron	Sept. 23, 2004
3.	25,137	Bowling Green	Oct. 13, 1973
4.	24,221	Akron	Oct. 9, 2010
5.	23,158	Youngstown State	Sept. 14, 1996
6.	23,102	Miami (OH)	Oct. 2, 1982
7.	23,064	Akron	Sept. 10, 1988
8.	22,758	Bowling Green	Sept. 7, 2013
9.	22,754	Ohio	Aug. 30, 2014
10.	22,645	Ball State	Oct. 8, 1988

KENT STATE OVERTIME GAMES

10/7/00	at Central Michigan	W, 24-21 (2ot)
11/4/00	at Buffalo	L, 20-17
10/18/03	Connecticut	L, 34-31
9/9/06	at Army	L, 17-14
11/24/07	Buffalo	L, 30-23
10/4/08	Akron	L, 30-27 (2ot)
11/30/12	Northern Illinois	L, 44-37 (2ot)