


2010-11 VIRGINIA MEN'S BASKETBALL GAME NOTES



VIRGINIA CAVALIERS (16-15, 7-9 ACC)

2010-11 SEASON NOTES

2010-11 SEASON

- Virginia finished the 2010-11 season with an overall record of 16-15
- First winning season for Virginia since 2007-08 when the Cavaliers were 17-16
- UVa compiled a 7-9 record in the Atlantic Coast Conference and tied for seventh in the ACC regular season standings after being picked to finish 11th in the preseason by media representatives attending the conference's Operation Basketball media day
- Virginia's seven conference wins are the most for the Cavaliers since 2006-07 when they were 11-5 and tied for the ACC regular season championship

2011 ACC TOURNAMENT

- Virginia lost to Miami 69-62 in overtime in the first round of the 2011 Atlantic Coast Conference Tournament in Greensboro, N.C.
- UVa was the eighth seed in the tournament after tying for seventh place with Maryland in the ACC regular season standings with a 7-9 record
- Mustapha Farrakhan scored 14 points and had five rebounds, and Sammy Zeglin-ski scored 13 points for UVa
- Assane Sene scored nine points and had nine rebounds, while Jontel Evans and KT Harrell each scored nine points

FARRAKHAN HONORABLE MENTION ALL-ACC

- Senior guard Mustapha Farrakhan earned Honorable Mention All-ACC recognition for the 2010-11 season
- Farrakhan averaged a career-high 13.5 ppg for the season

REGAN AND SHERRILL NAMED TO ACC ALL-ACADEMIC TEAM

- Freshman forward Will Regan and senior forward Will Sherrill were named to the 2011 All-ACC Academic Men's Basketball Team
- It is the second consecutive year Sherrill has been named to the team

REGULAR SEASON HIGHLIGHTS

- The Cavaliers went 7-9 in the ACC, their best conference record in four seasons
- Virginia's four true road wins (Minnesota, Virginia Tech, Georgia Tech, Maryland) are its most in a season since winning four in 2007-08
- In ACC games, UVa led the league in 3-point percentage (.396), scoring defense (62.2) and defensive rebound percentage (.714)

BENNETT GETS WIN NO. 100

- Virginia head coach Tony Bennett recorded his 100th career win at Maryland in the regular season finale
- Bennett has a career record of 100-64
- Bennett is 31-31 in two seasons at Virginia after going 69-33 in three years at Washington State

70 IS A MAGIC NUMBER

- Under Tony Bennett, Virginia is 18-2 when scoring at least 70 points
- The Cavaliers are 13-29 over the past two seasons when scoring under 70 points

2010-11 SCHEDULE/RESULTS

Nov. 6	ROANOKE COLLEGE (ex)	W 82-50
Nov. 12	WILLIAM & MARY	W 76-52
Nov. 15	USC UPSTATE	W 74-54
Nov. 18	at Stanford [FSN]	L 60-81
Nov. 22	vs. #13 Washington ¹ [ESPN2]	L 63-106
Nov. 23	vs. Oklahoma ¹ [ESPN2]	W 74-56
Nov. 24	vs. Wichita State ¹ [ESPNU]	L 58-70
Nov. 29	at #15 Minnesota ² [ESPN2]	W 87-79
Dec. 5	at Virginia Tech * [FSN]	W 57-54
Dec. 7	RADFORD	W 54-44
Dec. 17	OREGON [CSN]	W 63-48
Dec. 20	NORFOLK STATE	W 50-49
Dec. 22	SEATTLE	L 53-59
Dec. 30	IOWA STATE [CSN]	L 47-60
Jan. 2	LSU [FSN]	W 64-50
Jan. 4	HOWARD	W 84-63
Jan. 8	NORTH CAROLINA * [ACC]	L 56-62
Jan. 15	at #1 Duke * [ESPN]	L 60-76
Jan. 19	at Boston College *	L 67-70
Jan. 22	GEORGIA TECH * [ACC]	W 72-64
Jan. 27	MARYLAND * [CSN]	L 42-66
Jan. 29	at Wake Forest * [ACC]	L 71-76
Feb. 2	CLEMSON * [ESPNU]	W 49-47
Feb. 5	at Miami *	L 68-70 (ot)
Feb. 12	at Florida State * [RSN]	L 56-63
Feb. 16	#5 DUKE * [ESPN2]	L 41-56
Feb. 19	VIRGINIA TECH * [ACC ^{split}]	W 61-54
Feb. 23	at Georgia Tech * [ESPNU]	W 62-56
Feb. 26	BOSTON COLLEGE * [RSN]	L 44-63
Mar. 1	NC STATE * [RSN]	W 69-58
Mar. 5	at Maryland * [ACC]	W 74-60
Mar. 10	vs. Miami ³ [ACC]	L 62-69 (ot)

¹ EA Sports Maui Invitational (Lahaina, Maui, Hawaii)

² ACC/Big Ten Challenge

³ ACC Tournament (Greensboro, N.C.)

* ACC game

^ if advance

[ACC] - ACC Network (formerly Raycom), [RSN] - Regional Sports Networks
[CSN] - Comcast SportsNet Mid-Atlantic

Virginia Athletics Media Relations • 154 John Paul Jones Arena, PO Box 400853, Charlottesville, VA 22904 • Office: (434) 982-5500 • Fax: (434) 982-5525

Rich Murray (Primary Men's Basketball Contact)
Steve Kirkland (Secondary Men's Basketball Contact)

Office: (434) 982-5530
Office: (434) 982-5535

Cell: (434) 981-4942
Cell: (434) 825-5241

Email: rmurray@virginia.edu
Email: skirkland@virginia.edu

2010-11 VIRGINIA MEN'S BASKETBALL GAME NOTES

RANKINGS

ASSOCIATED PRESS (3/14 - FINAL)

1.	Ohio State	32-2
2.	Kansas	32-2
3.	Duke	30-4
4.	Pittsburgh	27-5
5.	Notre Dame	26-6
6.	San Diego State	32-2
7.	North Carolina	26-7
8.	Texas	27-7
9.	Connecticut	26-9
10.	BYU	30-4
11.	Kentucky	25-8
12.	Syracuse	26-7
13.	Purdue	25-7
14.	Louisville	25-9
15.	Florida	26-7
16.	Wisconsin	23-8
17.	Arizona	27-7
18.	St. John's	21-11
19.	Utah State	30-3
20.	Xavier	24-7
21.	Kansas State	22-10
22.	West Virginia	20-11
23.	Washington	23-10
24.	Texas A&M	24-8
25.	Vanderbilt	23-10

Others receiving votes:

Georgetown, Temple, Cincinnati, Old Dominion, Richmond, UNLV, Gonzaga, Butler, Villanova, Missouri, Belmont, George Mason, Memphis, **Clemson**, Colorado, Marquette, UCLA, Long Island.

ESPN/USA TODAY (4/5 - FINAL)

1.	Connecticut	30-9
2.	Butler	27-9
3.	Kentucky	29-8
4.	Kansas	35-3
5.	Ohio State	34-3
6.	VCU	28-11
7.	Duke	32-5
8.	North Carolina	29-8
9.	Arizona	30-8
10.	Florida	29-8
11.	San Diego State	34-3
12.	Pittsburgh	28-6
13.	BYU	32-5
14.	Notre Dame	27-7
15.	Wisconsin	25-9
16.	Texas	28-8
17.	Purdue	26-8
18.	Syracuse	27-8
19.	Florida State	23-11
20.	Marquette	22-15
21.	Richmond	29-8
22.	Louisville	25-10
23.	Washington	24-11
24.	Kansas State	23-11
25.	Utah State	30-4

Others receiving votes:

Temple, West Virginia, St. John's, Xavier, Texas A&M, UCLA, Vanderbilt, Cincinnati, **Wichita State**, George Mason, Old Dominion, Michigan, Gonzaga, Georgetown, Missouri, Illinois.

• 2010-11 Opponents

INJURED HOOS

- Three Cavaliers missed games due to injury during the season for a total of 36 man-games lost (Mike Scott - 21, Will Sherrill - 8, Sammy Zeglinski - 7)
- UVa had just five man-games lost due to injury in the previous two seasons combined
- Zeglinski missed the first seven games of the season after surgery involving cartilage in his left knee
- Sherrill missed eight games due to a fractured fibula in his right leg he suffered at Minnesota
- Scott missed 21 games with a left ankle injury

THE FARTHER THE BETTER

- In 12 games during the 2010-11 season, Virginia shot better from three-point range than two-point range
- UVa accomplished the feat just seven times in the previous two seasons combined
- Virginia shot better from three-point range than two-point range in six of the last nine games during the 2010-11 season

STEPPING UP IN ACC PLAY

- Six Cavaliers averaged more points per game in ACC play during the regular season than in non-conference games (Jontel Evans, Mustapha Farrakhan, Joe Harris, Akil Mitchell, Assane Sene and Sammy Zeglinski)
- The group is led by Assane Sene, who averaged 4.4 ppg more (7.0-2.6) in ACC games
- Mike Scott would be the seventh Cavalier in the group, as he scored above his season average in the lone ACC game he played before his season-ending injury

SPREADING THE WEALTH

- Virginia had nine players with multiple double-figure scoring games during the 2010-11 season
- During the 2009-10 season, the Cavaliers had six players with multiple double-figure scoring games

FROM BEHIND THE ARC

- The Cavaliers led the ACC in 3-point shooting in regular-season conference games at 39.6%
- It was Virginia's highest percentage from behind the arc in an ACC season (previous record of 39.5% [117-296] was set in 1994-95)
- Virginia made at least 10 three-pointers in eight games during the 2010-11 season

LONG RANGE FIRING

- Virginia shot 66.7 percent (10-15) from 3-point range against Georgia Tech on Jan. 22
- It marked the third time during the 2010-11 season (31 games) Virginia shot over 60 percent from behind the arc
- In the previous 16 seasons combined, the Cavaliers shot over 60 percent from behind the arc just three times (a span of 487 games)
- The Cavaliers shot 64.0 percent (16-25) from 3-point range against Howard, and UVa's 16 3-pointers vs. Howard are tied for the second most in school history
- Virginia shot 76.9 percent (10-13) from 3-point range in the win at Minnesota
- The 76.9 3-point percentage is a school record (minimum of 10 attempts)

CAVALIERS GET DEFENSIVE

- Virginia allowed 62.4 ppg in 2010-11, the fewest points allowed per game by the Cavaliers in the shot clock era
- The Cavaliers held 14 opponents to under 60 points, including four games under 50 points
- Virginia held six opponents (Virginia Tech, Radford, Oregon, Norfolk State, Duke, Clemson) to their lowest scoring output of the regular season

DEFENSE!!! DEFENSE!!!

- Virginia held Radford, Oregon and Norfolk State under 50 points each
- It marked the first time the Cavaliers held three consecutive opponents under 50 points since the first three games of the 1948-49 season

2010-11 VIRGINIA MEN'S BASKETBALL GAME NOTES

FARRAKHAN SHINES IN SENIOR YEAR

- Mustapha Farrakhan scored 418 points during the 2010-11 season, which is more than his total for his first three seasons combined (309 points)
- All five of his career 20-point games and 24 of his 38 double-figure scoring games came in 2010-11
- Scored a career-high 31 points vs. Howard on Jan. 4 and tied a school record by making eight consecutive three-point field goal attempts
- Scored in double figures in the last seven games of the 2010-11 season and in 16 of the last 18

JOE HARRIS ... FOR 3!!!!!!

- Joe Harris' 65 3-pointers rank second by a Cavalier freshman for a season
- He led the team with 65 3-pointers, the first true freshman to lead UVa in 3-pointers since Curtis Staples in 1994-95
- His 41.7% from 3-point range is the best by an ACC freshman since 2000
- He made at least two 3-pointers in 19 of 31 games, including 12 of 16 ACC games
- Joe Harris led all ACC freshmen with 64 3-pointers during the 2010-11 regular season
- His 39 3-pointers in ACC regular-season play were the most by a freshman since Clemson's Terrence Oglesby had 42 in 2007-08

UVa Freshman 3-Pointers

Curtis Staples (1995)	103
Joe Harris (2011)	65
Harold Deane (1994)	51
J.R. Reynolds (2004)	48
Cory Alexander (1992)	44
Adam Hall (1999)	36
Chris Williams (1999)	36
Sean Singletary (2005)	34

ACC Freshman 3FG% Since 2000

Joe Harris (UVa, 2011)	41.7
Rashad McCants (UNC, 2003)	41.4
Terrence Oglesby (Clem, 2008)	40.3
J.J. Redick (Duke, 2003)	39.9
Tyrese Rice (BC, 2006)	39.1

EVANS DISHES IT OUT

- Jontel Evans had at least five assists in 12 games during the season
- He had a team-leading 109 assists and is the first Cavalier to post 100 assists in a season since Sean Singletary had 202 as a senior in 2007-08
- Evans had a career-high 10 assists against Howard on Jan. 4, the first Cavalier to have 10 assists in a game since Sean Singletary vs. Old Dominion in 2008
- He had an ACC career-high seven assists in the win at Georgia Tech on Feb. 23

SENE STEPS UP WITHOUT SCOTT

- Assane Sene increased his production after Mike Scott went out due to an ankle injury
- Sene averaged 2.2 points and 2.6 rebounds per game in games Scott played in
- In the 21 games Scott missed, Sene averaged 6.4 ppg and 6.9 rpg
- Sene had his first career double-double at Wake Forest (15 pts, 13 rebs, Jan. 29)

RETURN TO SENE-DER

- Assane Sene ranks 10th on Virginia's career list for blocked shots with 93
- His 39 blocks in 2010-11 are his career high for a season and the most by a Cavalier since Travis Watson had 40 in 2002-03

SAMMY IN THE LINEUP

- The Cavaliers were 5-5 in the last 10 games of the season after Sammy Zeglinski entered the starting lineup on Feb. 2 vs. Clemson (after losing five of the previous six games)
- Zeglinski averaged 11.3 ppg, 3.9 rpg and 2.6 apg during that 10-game stretch, shooting 44.4 percent (28-63) from three-point range
- He scored a career-high 25 points at Maryland (March 5) in the regular season finale, shooting 6-of-7 from three-point range

TRI-CAPTAINS

- Mustapha Farrakhan, Mike Scott and Will Sherrill were Virginia's tri-captains for the 2010-11 season

DOUBLE TIME

DOUBLE-DOUBLES

	2010-11	Career
Mike Scott	6	24
Assane Sene	1	1

DOUBLE-FIGURE SCORING GAMES

	2010-11	Career
Mike Scott	9	51
Mustapha Farrakhan	24	38
Sammy Zeglinski	9	35
Joe Harris	16	16
KT Harrell	11	11
Jontel Evans	5	5
Assane Sene	4	4
Will Sherrill	3	4
Billy Baron	2	2

20-POINT SCORING GAMES

	2010-11	Career
Mustapha Farrakhan	5	5
Mike Scott	2	6
Sammy Zeglinski	1	3
KT Harrell	1	1
Joe Harris	1	1

30-POINT SCORING GAMES

	2010-11	Career
Mustapha Farrakhan	1	1

DOUBLE-FIGURE REBOUNDING GAMES

	2010-11	Career
Mike Scott	6	28
Assane Sene	4	9
Joe Harris	1	1

DOUBLE-FIGURE ASSIST GAMES

	2010-11	Career
Jontel Evans	1	1

2010-11 VIRGINIA MEN'S BASKETBALL GAME NOTES

ON THE LINE

CONSECUTIVE MADE FREE THROWS

	Current	Season High	Career High
Harris	11	11	11
Scott	4	20	20
Harrell	3	5	5
Sene	3	8	8
Sherrill	1	1	4
Farrakhan	--	24	24
Baron	--	7	7
Evans	--	6	6
Zeglinski	--	4	16
Mitchell	--	4	4
Regan	--	1	1

VIRGINIA'S CONSECUTIVE FREE THROW STREAKS OF 10 OR MORE THIS SEASON

24	Mustapha Farrakhan	12/5-1/2
20	Mike Scott	11/12-11/23
11*	Joe Harris	2/19-3/10

* active

AND ONES*

	2010-11	Career
Scott	5	13
Farrakhan	5	10
Harrell	4	4
Evans	3	3
Sene	3	3
Harris	2	2
Zeglinski	1	4 (1)
Sherrill	1	1

(#) - number of four-point plays

* Times making a basket when fouled and making the ensuing free throw too

SHERRILL SCORES IN DOUBLE FIGURES ON THE MAINLAND!!!

- Will Sherrill had a season and ACC career-high 14 points vs. NC State on Senior Night
- It was his first career double figure scoring game in the continental United States
- He scored a career-high 18 points in 2009-10 against Cleveland State in Cancun
- In 2010-11, he scored 11 points against both Oklahoma and Wichita State in Maui

SCOTT DOUBLING IT UP

- Mike Scott has 24 career double-doubles (ranks T-8th in UVa history)
- He had his sixth double-double of the season, and fifth consecutive double-double, vs. Radford (10 pts, 13 rebs)
- He is the first Cavalier with five consecutive double-doubles since Ralph Sampson in 1983

UVa CAREER DOUBLE-DOUBLES

Ralph Sampson (80-83)	84
Travis Watson (00-03)	54
Scott McCandlish (70-72)	29
Norman Nolan (95-98)	26
Norm Carmichael (67-69)	25
Bill Gerry (69-71)	25
Junior Burrough (92-95)	25
Gus Gerard (73-74)	24
Mike Scott (08-pres.)	24

SCOTT HONORED BY ACC

- Mike Scott was named ACC Player of the Week on Dec. 6
- The previous week he had a pair of double-doubles in two Cavalier road wins (17 pts and 12 rebs at #15 Minnesota; 21 pts and 13 rebs at Virginia Tech)
- It is the first ACC Player of the Week honor of Scott's career

HARRELL NAMED ACC ROOKIE OF THE WEEK

- KT Harrell was named ACC Rookie of the Week on Dec. 20
- Harrell was honored after posting his first career 20-point game (20 pts) in the 63-48 win over Oregon on Dec. 17
- It was the first Rookie of the Week honor for a Cavalier since Sylven Landesberg earned the award six times in 2008-09

CAVALIERS GET DEFENSIVE AGAINST CLEMSON

- In the 49-47 win over Clemson on Feb. 2, the Cavaliers put forth a notable defensive effort
- Virginia held Clemson to 13 first half points, the fewest points allowed by the Cavaliers before halftime since allowing 13 to UMBC on Dec. 21, 1996 (a 57-34 win)
- The Tigers' 13 first half points were also the fewest points scored in a half in John Paul Jones Arena history
- Clemson's 47 points ties the low for an ACC opponent against Virginia in the 2000s (UVA defeated NC State 59-47 during the 2009-10)

WIN AT MINNESOTA WAS NOTABLE

- Virginia's win at Minnesota in the ACC/Big Ten Challenge was notable for several reasons
- The No. 15 Gophers were the highest ranked opponent the Cavaliers defeated on the road since an 86-78 win at No. 8 Maryland on Feb. 6, 2003
- Virginia's 58 second half points were the most the Cavaliers have scored in a half since scoring 60 first half points in a 108-87 win over Gonzaga on Jan. 3, 2007
- The Cavaliers trailed by 13 points in the second half at Minnesota, the largest deficit they have overcome to win since rallying from 13 down to top Maryland 68-63 on Mar. 7, 2009
- UVA overcame a 10-point halftime deficit, the largest it has overcome in a win since trailing by 13 at the break in a 93-90 win over Arizona on Nov. 12, 2006 (first game at JPJA)
- It was the largest halftime deficit overcome by the Cavaliers on the road since rallying from a 21-point halftime deficit for a 91-88 2OT win at Duke on Jan. 14, 1995

FIRST-YEARS SHINE IN DEBUT

- The Cavalier first-years made an impact in their collegiate debut against William & Mary
- Billy Baron, KT Harrell, Will Regan, Joe Harris, Akil Mitchell and Thomas Rogers combined for 37 points and 10 rebounds against the Tribe
- It was the most points scored by Cavalier first-years in a season opener since 2003-04 when the Cavalier freshmen combined for 40 points against Mt. St. Mary's (Gary Forbes-21, Donte Minter-12, J.R. Reynolds-7)
- Baron (19 pts) and Harrell (13) were the first Virginia freshman duo to score in double figures in an opener since 2005-06 (Mamadi Diane 17, Lars Mikalauskas 14 vs. Liberty)

2010-11 VIRGINIA MEN'S BASKETBALL GAME NOTES

BARON TRANSFERS

- On Feb. 3 it was announced that freshman guard Billy Baron was transferring to Rhode Island, where his father, Jim, is the head coach
- Baron appeared in 17 games in 2010-11, averaging 3.0 ppg
- He had his career-high 19 points against William & Mary in the season opener

REGAN TRANSFERS

- Following the season it was announced that freshman forward Will Regan was transferring
- Regan appeared in 20 games, averaging 1.3 ppg

JOHNSON REDSHIRTS

- Freshman forward James Johnson redshirted during the 2010-11 season
- Head coach Tony Bennett announced that Johnson would redshirt after UVa's game with William & Mary on Nov. 12

McKAY PARTICIPATED IN "SHOTS FROM THE HEART"

- Associate Head Coach Ritchie McKay participated in "Shots from the Heart", a project designed to raise awareness for the growing problem of heart disease
- McKay reached the quarterfinals of the assistant coach division of the inaugural tournament, where coaches compete in a best-of-25 free throw shooting competition

SAMPSON A COLLEGIATE HALL OF FAMER

- Former Cavalier Ralph Sampson is one of eight members of the 2011 induction class for the National Collegiate Basketball Hall of Fame
- He was also one of this year's 12 finalists for election to the Naismith Memorial Basketball Hall of Fame

THREE SIGN WITH VIRGINIA

- UVa signed three players to National Letters of Intent for the 2011 recruiting class
- The three players are 6-8 forward Darion Atkins of Clinton, Md.; 6-5 guard Malcolm Brogdon of Norcross, Ga.; and 6-7 wing Paul Jespersion of Merrill, Wisc.

SPECIALTY STAT HIGHS & LOWS

VIRGINIA

Points in the Paint

	High	Low
All:	32 at Wake	6 vs. Radford
ACC:	32 at Wake	10 at Miami

Points Off Turnovers

	High	Low
All:	28 vs. Howard	1 at BC ¹
ACC:	19 vs. NCSU	1 at BC ¹

2nd Chance Points

	High	Low
All:	18 at Duke ¹	0 (twice)
ACC:	18 at Duke ¹	0 at Miami

Fast Break Points

	High	Low
All:	14 vs. W&M	0 (7 times)
ACC:	11 at GT ²	0 (3 times)

Bench Points

	High	Low
All:	32 vs. Seattle	2 vs. Wichita St
ACC:	25 at Duke ¹	4 (twice)

OPPONENT

Points in the Paint

	High	Low
All:	40 by Wash	10 by Upstate
ACC:	34 (twice)	18 (twice)

Points Off Turnovers

	High	Low
All:	26 by Wash	0 by Md ²
ACC:	20 by Wake	0 by Md ²

2nd Chance Points

	High	Low
All:	16 at Duke ¹	1 by Radford
ACC:	16 at Duke ¹	2 (3 times)

Fast Break Points

	High	Low
All:	19 by Minn	0 (3 times)
ACC:	11 by Md ¹	2 (3 times)


Bench Points

	High	Low
All:	50 by Wash	0 by VT ²
ACC:	28 by Miami	0 by VT ²

BILLY BARON

#15

Freshman • Guard • 6-2 • 192 • East Greenwich, R.I. • Worcester Academy



2010-11 SEASON:

- Announced on Feb. 3 that he was transferring to Rhode Island, where his father, Jim, is the head coach
- Had three points vs. Iowa State
- Had three points vs. Norfolk State
- Had seven points vs. Oklahoma
- Had 14 points, three rebounds, three assists and two steals vs. USC Upstate
- Had 19 points vs. William & Mary in his collegiate debut
- Against W&M shot 5-6 from behind the arc (his .833 3FG% was the highest by a Cavalier player in a game (min 5 att.) since Mamadi Diane went 5-6 vs. Arizona on Nov. 12, 2006)
- Had six points and four assists in the exhibition game vs. Roanoke College

SINGLE GAME BESTS

POINTS

Season: 19 vs. W&M (11/12/10)
Career: 19 vs. W&M (11/12/10)
ACC: --

REBOUNDS

Season: 3 vs. USC Upstate (11/15/10)
Career: 3 vs. USC Upstate (11/15/10)
ACC: 1 at Boston College (1/19/11)

FG MADE

Season: 6 vs. W&M (11/12/10)
Career: 6 vs. W&M (11/12/10)
ACC: --

FG ATTEMPTS

Season: 8 vs. W&M (11/12/10)
Career: 8 vs. W&M (11/12/10)
ACC: 1 on three occasions

3 PT FG MADE

Season: 5 vs. W&M (11/12/10)
Career: 5 vs. W&M (11/12/10)
ACC: --

3 PT FG ATTEMPTS

Season: 6 vs. W&M (11/12/10), vs. Wash (11/22/10)
Career: 6 vs. W&M (11/12/10), vs. Wash (11/22/10)
ACC: 1 on three occasions

FT MADE

Season: 6 vs. USC Upstate (11/15/10)
Career: 6 vs. USC Upstate (11/15/10)
ACC: --

FT ATTEMPTS

Season: 7 vs. USC Upstate (11/15/10)
Career: 7 vs. USC Upstate (11/15/10)
ACC: --

ASSISTS

Season: 3 vs. W&M (11/12/10), Upstate (11/15/10)
Career: 3 vs. W&M (11/12/10), Upstate (11/15/10)
ACC: --

TURNOVERS

Season: 2 at Minnesota (11/29/10)
Career: 2 at Minnesota (11/29/10)
ACC: 1 at BC (1/19/11), vs. Md (1/27/11)

BLOCKS

Season: --
Career: --
ACC: --

STEALS

Season: 2 vs. Upstate (11/15/10), Wash (11/22/10)
Career: 2 vs. Upstate (11/15/10), Wash (11/22/10)
ACC: --

MINUTES

Season: 25 vs. USC Upstate (11/15/10)
Career: 25 vs. USC Upstate (11/15/10)
ACC: 8 vs. Maryland (1/27/11)

2010-11 GAME-BY-GAME:

Opponent	GP-GS	FG-FGA	3FG-3FGA	FT-FTA	Off-Def	Total	A	TO	Blk	Stl	PF	Min	Pts
W&M	1-0	6-8	5-6	2-2	0-0	0	3	0	0	1	1	21	19
USC Upstate	2-0	3-4	2-3	6-7	0-3	3	3	0	0	2	2	25	14
at Stanford	3-0	1-5	0-4	0-0	0-1	1	2	1	0	0	0	23	2
vs. Washington	4-0	1-7	1-6	0-0	0-2	2	0	0	0	2	1	21	3
vs. Oklahoma	5-0	2-6	2-5	1-4	0-1	1	0	1	0	0	0	16	7
vs. Wichita St	6-0	0-3	0-2	0-0	0-1	1	0	0	0	0	0	11	0
at Minnesota	7-0	0-2	0-0	0-0	0-1	1	1	2	0	0	1	7	0
at Virginia Tech	8-0	0-1	0-1	0-0	0-0	0	0	0	0	0	0	3	0
Radford	9-0	0-1	0-1	0-0	0-0	0	1	0	0	0	0	6	0
Oregon	10-0	0-0	0-0	0-0	0-0	0	0	0	0	0	0	1	0
Norfolk St	11-0	1-1	1-1	0-0	0-0	0	0	1	0	0	0	6	3
Seattle	12-0	0-1	0-1	0-0	0-0	0	0	0	0	0	0	1	0
Iowa State	13-0	1-6	1-5	0-0	0-2	2	1	1	0	1	2	20	3
LSU	DNP												
Howard	14-0	0-1	0-1	0-0	0-0	0	2	0	0	0	2	13	0
N. Carolina	DNP												
at Duke	15-0	0-1	0-1	0-0	0-0	0	0	0	0	0	0	2	0
at BC	16-0	0-0	0-0	0-0	0-1	1	0	1	0	0	2	5	0
Georgia Tech	DNP												
Maryland	17-0	0-1	0-1	0-0	0-0	0	0	1	0	0	0	8	0
at Wake	DNP												
Clemson	DNP												

CAREER STATISTICS

Year	G-GS	Min-Avg.	FG-FGA	Pct.	3FG-3FGA	Pct.	FT-FTA	Pct.	Off-Def.	Reb-Avg.	PF-DQ	Ast	TO	Blk	Stl	Pts-Avg
2010-11	17-0	189-11.1	15-48	.313	12-38	.316	9-13	.692	0-12	12-0.7	11-0	13	8	0	6	51-3.0
ACC	4-0	18-4.5	0-3	.000	0-3	.000	0-0	.000	0-1	1-0.3	2-0	0	2	0	0	0-0.0
CAREER	17-0	189-11.1	15-48	.313	12-38	.316	9-13	.692	0-12	12-0.7	11-0	13	8	0	6	51-3.0
ACC	4-0	18-4.5	0-3	.000	0-3	.000	0-0	.000	0-1	1-0.3	2-0	0	2	0	0	0-0.0

JONTELEEVANS

Sophomore • Guard • 5-11 • 190 • Hampton, Va. • Bethel

#1



2010-11 SEASON:

- Had nine points vs. Miami in the ACC Tournament
- Had nine points and an ACC career-high seven assists at Georgia Tech (2/23)
- Had seven points and five assists vs. Virginia Tech (2/19)
- Had nine points, five rebounds and five assists at Miami (2/5)
- Had 10 points (5-6 FGs) at Wake Forest
- Tied a career high with 11 points vs. North Carolina
- Had a career-high 10 assists and tied a career high with three steals vs. Howard (became the first Cavalier to have 10 assists in a game since Sean Singletary vs. ODU in 2008)
- Had eight points, six assists, four rebounds, three steals and no turnovers vs. LSU
- Had seven points vs. Oregon
- Tied a career high with three steals vs. Radford
- Had 10 points and five assists vs. Wichita State
- Had five points, five rebounds, six assists, three steals and no turnovers vs. Oklahoma
- Scored a career-high 11 points at Stanford, playing a career-high 37 minutes
- Had 10 points vs. USC Upstate
- Had six points and seven assists vs. William & Mary
- Had seven points and six rebounds in the exhibition vs. Roanoke College

2010-11 GAME-BY-GAME:

Opponent	GP-GS	FG-FGA	3FG-3FGA	FT-FTA	Off-Def	Total	A	TO	Blk	Stl	PF	Min	Pts
W&M	1-1	3-4	0-0	0-0	0-2	2	7	1	0	1	0	31	6
USC Upstate	2-2	4-7	0-0	2-4	2-2	4	1	0	0	1	1	30	10
at Stanford	3-3	4-9	0-0	3-3	1-2	3	5	3	0	2	1	37	11
vs. Washington	4-4	1-3	0-0	1-2	1-0	1	3	6	0	0	4	20	3
vs. Oklahoma	5-5	2-3	0-0	1-2	0-5	5	6	0	0	3	1	27	5
vs. Wichita St	6-6	3-11	0-2	4-8	0-3	3	5	4	0	1	4	34	10
at Minnesota	7-7	1-2	0-0	1-2	0-1	1	5	3	0	1	4	28	3
at Virginia Tech	8-8	2-6	0-0	0-0	0-2	2	4	1	0	0	3	19	4
Radford	9-9	0-2	0-0	2-2	0-1	1	2	3	0	3	3	26	2
Oregon	10-10	2-4	0-0	3-4	0-1	1	1	5	1	1	2	27	7
Norfolk St	11-11	1-4	1-1	0-0	1-3	4	2	2	0	0	3	23	3
Seattle	12-11	1-3	0-0	2-4	2-1	3	0	2	1	1	2	23	4
Iowa State	13-12	2-5	0-1	0-1	0-1	1	2	0	0	2	2	26	4
LSU	14-13	4-7	0-1	0-0	0-4	4	6	0	0	3	1	32	8
Howard	15-14	0-2	0-0	0-0	0-0	0	10	2	0	3	2	25	0
N. Carolina	16-15	5-9	1-1	0-0	0-3	3	4	1	0	2	2	32	11
at Duke	17-16	2-8	0-0	2-4	0-3	3	3	3	0	2	3	34	6
at BC	18-17	3-14	0-0	0-0	2-2	4	2	1	0	0	4	26	6
Georgia Tech	19-18	0-3	0-0	3-6	0-2	2	5	2	0	2	3	31	3
Maryland	20-19	2-5	1-1	1-2	0-1	1	1	2	0	0	4	22	6
at Wake	21-20	5-6	0-0	0-0	0-4	4	3	1	0	1	2	31	10
Clemson	22-21	3-5	0-0	0-1	0-2	2	2	1	0	2	3	35	6
at Miami	23-22	3-7	1-1	2-2	0-5	5	5	1	0	2	1	31	9
at Florida St	24-23	1-6	0-0	0-0	3-2	5	5	5	0	3	2	32	2
Duke	25-24	3-7	0-0	0-0	1-0	1	0	2	0	1	1	20	6
Virginia Tech	26-25	3-6	1-3	0-0	0-1	1	5	3	0	0	3	31	7
at Georgia Tech	27-26	3-7	0-0	3-3	0-2	2	7	1	0	2	3	34	9
Boston College	28-27	1-8	0-2	0-0	0-0	0	4	1	0	1	4	27	2
NC State	29-27	2-8	0-1	0-0	0-2	2	1	0	0	0	1	13	4
at Maryland	30-27	1-3	0-0	0-0	0-0	0	1	0	0	0	0	14	2
vs. Miami	31-27	4-8	0-0	1-2	0-3	3	2	2	0	0	3	25	9

CAREER STATISTICS

Year	G-GS	Min-Avg.	FG-FGA	Pct.	3FG-3FGA	Pct.	FT-FTA	Pct.	Off-Def.	Reb-Avg.	PF-DQ	Ast	TO	Blk	Stl	Pts-Avg
2009-10	31-11	512-16.5	31-84	.369	2-12	.167	9-16	.563	6-40	46-1.5	55-1	60	27	1	34	73-2.4
ACC	16-10	287-17.9	14-53	.264	0-7	.000	6-12	.500	5-18	23-1.4	34-1	31	13	1	19	34-2.1
2010-11	31-27	846-27.3	71-182	.390	5-14	.357	31-52	.596	13-60	73-2.4	72-0	109	58	2	40	178-5.7
ACC	16-14	432-27.0	39-108	.361	4-9	.444	11-18	.611	6-31	37-2.3	39-0	52	25	0	18	93-5.8
2009-10	62-38	1358-21.9	102-266	.383	7-26	.269	40-68	.588	19-100	119-1.9	127-1	169	85	3	74	251-4.0
ACC	32-24	719-22.5	53-161	.329	4-16	.250	17-30	.567	11-49	60-1.9	73-1	83	38	1	37	127-4.0

SINGLE GAME BESTS

POINTS

Season: 11 at Stan (11/18/10), vs. UNC (1/8/11)
 Career: 11 at Stan (11/18/10), vs. UNC (1/8/11)
 ACC: 11 vs. North Carolina (1/8/11)

REBOUNDS

Season: 5 on three occasions
 Career: 7 vs. Miami (1/16/10)
 ACC: 7 vs. Miami (1/16/10)

FG MADE

Season: 5 vs. UNC (1/8/11), at Wake (1/29/11)
 Career: 5 vs. UNC (1/8/11), at Wake (1/29/11)
 ACC: 5 vs. UNC (1/8/11), at Wake (1/29/11)

FG ATTEMPTS

Season: 14 at Boston College (1/19/11)
 Career: 14 at Boston College (1/19/11)
 ACC: 14 at Boston College (1/19/11)

3 PT FG MADE

Season: 1 on five occasions
 Career: 1 on seven occasions
 ACC: 1 on four occasions

3 PT FG ATTEMPTS

Season: 3 vs. Virginia Tech (2/19/11)
 Career: 3 vs. Virginia Tech (2/19/11)
 ACC: 3 vs. Virginia Tech (2/19/11)

FT MADE

Season: 4 vs. Wichita State (11/24/10)
 Career: 4 vs. Wichita State (11/24/10)
 ACC: 3 on three occasions

FT ATTEMPTS

Season: 8 vs. Wichita State (11/24/10)
 Career: 8 vs. Wichita State (11/24/10)
 ACC: 6 vs. Georgia Tech (1/22/11)

ASSISTS

Season: 10 vs. Howard (1/4/11)
 Career: 10 vs. Howard (1/4/11)
 ACC: 7 at Georgia Tech (2/23/11)

TURNOVERS

Season: 6 vs. Washington (11/22/10)
 Career: 6 vs. Washington (11/22/10)
 ACC: 5 at Florida State (2/12/11)

BLOCKS

Season: 1 vs. Ore (12/17/10), Seattle (12/22/10)
 Career: 1 on three occasions
 ACC: 1 vs. Duke (2/28/10)

STEALS


Season: 3 on five occasions
 Career: 3 on nine occasions
 ACC: 3 on three occasions

MINUTES

Season: 37 at Stanford (11/18/10)
 Career: 37 at Stanford (11/18/10)
 ACC: 35 vs. Clemson (2/2/11)

MUSTAPHA FARRAKHAN

#2



Senior • Guard • 6-4 • 181 • Harvey, Ill. • Thornton Township

2010-11 SEASON:

- Honorable Mention All-ACC
- Tri-captain
- Had 14 points and tied a career high with three steals vs. Miami in the ACC Tournament
- Had 19 points at Maryland (3/5)
- Had 15 points vs. NC State
- Had 17 points (9-10 FT) at Georgia Tech (2/23)
- Had 16 points vs. Virginia Tech (2/19)
- Had 11 points vs. #5 Duke (2/16)
- Had 20 points at Miami in a career-high 38 minutes (2/5)
- Had 21 points (including six in the final 36 seconds) and six rebounds vs. Clemson
- Had 13 points at Wake Forest
- Had an ACC career-high 23 points and tied a career high with five assists vs. Georgia Tech (1/22)
- Had 14 points and a career-high seven rebounds at Boston College (1/19)
- Had 15 points at #1 Duke (1/15)
- Scored a career-high 31 points (11-12 FG, 8-9 3FG) vs. Howard, tying a school record with eight consecutive 3-pointers made
- Had 18 points and five rebounds vs. Norfolk State
- Had 17 points vs. Oregon
- Had 14 points vs. Radford
- Scored nine points, had five rebounds, and tied career highs with five assists and two blocks at Virginia Tech
- Had 23 points (8-14 FG, 4-5 3FG), had five rebounds and four assists at #15 Minnesota

2010-11 GAME-BY-GAME:

Opponent	GP-GS	FG-FGA	3FG-3FGA	FT-FTA	Off-Def	Total	A	TO	Blk	Stl	PF	Min	Pts
W&M	1-1	3-8	3-7	1-2	0-4	4	1	1	0	2	1	28	10
USC Upstate	2-2	4-8	1-4	2-2	0-1	1	2	3	1	0	3	24	11
at Stanford	3-3	4-10	2-7	4-4	0-1	1	2	3	0	1	2	30	14
vs. Washington	4-4	1-8	0-4	2-2	0-1	1	3	2	0	0	0	25	4
vs. Oklahoma	5-4	5-7	0-0	0-3	0-0	0	3	2	0	2	2	33	10
vs. Wichita St	6-4	0-1	0-0	0-0	0-0	0	0	3	1	1	4	13	0
at Minnesota	7-4	8-14	4-5	3-4	2-3	5	4	0	0	0	1	34	23
at Virginia Tech	8-5	3-4	0-1	3-5	0-5	5	5	0	2	2	2	36	9
Radford	9-6	2-7	2-4	8-8	1-2	3	1	1	1	0	1	30	14
Oregon	10-7	5-11	2-4	5-5	0-3	3	1	2	1	1	0	34	17
Norfolk St	11-8	7-14	2-5	2-2	0-5	5	2	2	1	2	2	35	18
Seattle	12-9	1-12	0-7	4-4	0-1	1	0	0	0	0	2	29	6
Iowa State	13-10	2-10	0-4	2-2	0-2	2	0	3	0	1	0	23	6
LSU	14-10	2-6	1-5	6-8	1-2	3	2	1	0	0	0	25	11
Howard	15-11	11-12	8-9	1-2	0-1	1	0	2	0	0	0	28	31
N. Carolina	16-12	3-9	1-5	4-4	1-1	2	2	1	0	0	1	31	11
at Duke	17-13	4-7	3-3	4-5	0-3	3	2	1	0	2	0	32	15
at BC	18-14	5-9	1-3	3-4	1-6	7	4	2	0	0	5	36	14
Georgia Tech	19-15	6-10	2-4	9-11	0-3	3	5	3	0	0	3	37	23
Maryland	20-16	3-10	0-3	2-5	0-3	3	2	4	0	0	3	29	8
at Wake	21-17	5-13	1-5	2-3	0-3	3	1	2	0	0	2	36	13
Clemson	22-18	6-11	3-6	6-6	0-6	6	2	3	1	0	0	35	21
at Miami	23-19	7-11	2-4	4-9	0-3	3	1	4	0	1	4	38	20
at Florida St	24-20	3-15	1-9	0-0	1-2	3	0	1	0	0	1	28	7
Duke	25-21	4-14	1-2	2-3	1-2	3	0	5	0	0	1	33	11
Virginia Tech	26-22	5-12	3-7	3-4	1-0	1	1	4	1	0	2	25	16
at Georgia Tech	27-23	3-9	2-4	9-10	0-2	2	2	4	0	1	3	36	17
Boston College	28-24	4-13	2-5	0-1	0-3	3	1	3	0	0	1	31	10
NC State	29-25	5-12	1-3	4-5	1-3	4	3	2	0	1	0	34	15
at Maryland	30-26	6-14	1-4	6-7	0-2	2	3	2	0	2	1	32	19
vs. Miami	31-27	5-13	1-3	3-4	0-5	5	2	1	1	3	4	36	14

CAREER STATISTICS

Year	G-GS	Min-Avg.	FG-FGA	Pct.	3FG-3FGA	Pct.	FT-FTA	Pct.	Off-Def.	Reb-Avg.	PF-DQ	Ast	TO	Blk	Stl	Pts-Avg
2007-08	19-0	115-6.1	7-38	.184	2-16	.125	1-5	.200	4-11	15-0.8	9-0	5	12	0	2	17-0.9
ACC	6-0	43-7.2	1-13	.077	1-7	.143	1-3	.333	2-4	6-1.0	3-0	1	3	0	0	4-0.7
2008-09	23-2	239-10.4	33-95	.347	14-41	.341	18-20	.900	4-12	16-0.7	28-1	14	21	2	4	98-4.3
ACC	12-0	135-11.3	17-54	.315	8-26	.308	9-9	1.000	2-6	8-0.7	16-1	8	9	2	2	51-4.3
2009-10	30-10	631-21.0	62-173	.358	23-74	.311	47-60	.783	12-40	52-1.7	31-0	59	44	7	15	194-6.5
ACC	15-1	295-19.7	32-85	.376	9-34	.265	19-28	.679	7-18	25-1.7	14-0	26	21	4	8	92-6.1
2010-11	31-27	956-30.8	132-314	.420	50-136	.368	104-134	.776	10-78	88-2.8	51-1	57	67	10	22	418-13.5
ACC	16-16	529-33.1	72-173	.416	24-68	.353	61-82	.744	6-47	53-3.3	29-1	34	41	4	9	229-14.3
CAREER	103-39	1941-18.8	234-620	.377	89-267	.333	170-219	.776	30-141	171-1.7	119-2	135	144	19	43	727-7.1
ACC	49-17	1002-20.4	122-325	.375	42-135	.311	90-122	.738	17-75	92-1.9	62-2	69	74	10	19	376-7.7

SINGLE GAME BESTS

POINTS

Season: 31 vs. Howard (1/4/11)
Career: 31 vs. Howard (1/4/11)
ACC: 23 vs. Georgia Tech (1/22/11)

REBOUNDS

Season: 7 at Boston College (1/19/11)
Career: 7 at Boston College (1/19/11)
ACC: 7 at Boston College (1/19/11)

FG MADE

Season: 11 vs. Howard (1/4/11)
Career: 11 vs. Howard (1/4/11)
ACC: 7 at Miami (2/5/11)

FG ATTEMPTS

Season: 15 at Florida State (2/12/11)
Career: 15 vs. UNC (1/15/09), at FSU (2/12/11)
ACC: 15 vs. UNC (1/15/09), at FSU (2/12/11)

3 PT FG MADE

Season: 8 vs. Howard (1/4/11)
Career: 8 vs. Howard (1/4/11)
ACC: 4 at Virginia Tech (1/10/09)

3 PT FG ATTEMPTS

Season: 9 vs. Howard (1/4/11), at FSU (2/12/11)
Career: 9 vs. Howard (1/4/11), at FSU (2/12/11)
ACC: 9 at Florida State (2/12/11)

FT MADE

Season: 9 vs. GT (1/22/11), at GT (2/23/11)
Career: 9 vs. GT (1/22/11), at GT (2/23/11)
ACC: 9 vs. GT (1/22/11), at GT (2/23/11)

FT ATTEMPTS

Season: 11 vs. Georgia Tech (1/22/11)
Career: 11 vs. Georgia Tech (1/22/11)
ACC: 11 vs. Georgia Tech (1/22/11)

ASSISTS

Season: 5 at VT (12/5/10), vs. GT (1/22/11)
Career: 5 on three occasions
ACC: 5 on three occasions

TURNOVERS

Season: 5 vs. Duke (2/16/11)
Career: 5 vs. Duke (2/16/11)
ACC: 5 vs. Duke (2/16/11)

BLOCKS

Season: 2 at Virginia Tech (12/5/10)
Career: 2 on four occasions
ACC: 2 on three occasions

STEALS

Season: 3 vs. Miami (3/10/11)
Career: 3 vs. GT (1/13/10), vs. Miami (3/10/11)
ACC: 3 vs. Georgia Tech (1/13/10)

MINUTES

Season: 38 at Miami (2/5/11)
Career: 38 at Miami (2/5/11)
ACC: 38 at Miami (2/5/11)

KT HARRELL

#24



Freshman • Guard • 6-4 • 204 • Montgomery, Ala. • Brewbaker Tech Magnet

2010-11 SEASON:

- Had nine points vs. Miami in the ACC Tournament
- Had seven points vs. #5 Duke (2/16)
- Had 17 points and three assists vs. Georgia Tech (1/22)
- Had 13 points at Boston College (1/19)
- Had 13 points vs. North Carolina
- Had 14 points vs. Howard
- Had 15 points vs. LSU
- Had nine points vs. Iowa State
- Had 16 points vs. Seattle
- Had nine points vs. Norfolk State
- ACC Rookie of the Week (12/20/10)
- Had 20 points (8-12 FG) vs. Oregon
- Had 13 points (5-6 FG, 3-3 3FG) vs. Radford
- Had seven points at Virginia Tech
- Had seven points at #15 Minnesota
- Had 10 points vs. Wichita State
- Had 14 points and eight rebounds vs. #13 Washington
- Had 13 points and five rebounds vs. William & Mary in his collegiate debut
- Had 10 points and five rebounds in the exhibition game vs. Roanoke College

2010-11 GAME-BY-GAME:

Opponent	GP-GS	FG-FGA	3FG-3FGA	FT-FTA	Off-Def	Total	A	TO	Blk	Stl	PF	Min	Pts
W&M	1-1	5-13	2-4	1-1	3-2	5	1	2	0	0	3	28	13
USC Upstate	2-2	2-3	1-2	0-2	0-2	2	3	2	0	1	3	19	5
at Stanford	3-2	1-5	1-4	0-0	0-0	0	0	1	0	0	2	12	3
vs. Washington	4-2	3-6	0-1	8-13	4-4	8	2	3	0	0	0	26	14
vs. Oklahoma	5-3	0-5	0-2	0-0	0-0	0	0	1	0	0	1	23	0
vs. Wichita St	6-4	4-5	2-2	0-1	1-0	1	0	0	0	0	3	25	10
at Minnesota	7-5	1-5	0-0	5-6	1-1	2	2	0	0	0	2	16	7
at Virginia Tech	8-5	3-8	1-3	0-0	0-0	0	0	0	0	0	0	16	7
Radford	9-5	5-6	3-3	0-0	0-2	2	1	1	0	0	4	16	13
Oregon	10-6	8-12	0-1	4-6	1-3	4	1	1	0	0	1	35	20
Norfolk St	11-7	3-10	0-3	3-6	2-1	3	0	0	0	0	1	32	9
Seattle	12-7	6-11	1-2	3-3	1-3	4	0	0	0	1	3	34	16
Iowa State	13-7	4-9	1-2	0-0	1-2	3	0	0	0	0	2	20	9
LSU	14-8	4-9	1-3	6-7	1-2	3	0	1	0	0	3	26	15
Howard	15-9	6-9	1-3	1-2	1-0	1	1	2	0	0	1	28	14
N. Carolina	16-10	6-14	1-3	0-0	1-4	5	1	1	1	1	2	34	13
at Duke	17-11	1-6	0-0	0-3	0-2	2	2	2	0	0	2	26	2
at BC	18-12	5-8	3-4	0-0	0-1	1	1	1	0	1	2	29	13
Georgia Tech	19-13	5-8	3-4	4-6	1-2	3	3	1	0	0	0	32	17
Maryland	20-14	2-11	0-2	1-2	0-0	0	0	0	0	1	1	25	5
at Wake	21-15	3-7	2-2	0-0	0-1	1	0	2	0	0	2	25	8
Clemson	22-15	2-4	0-1	0-0	0-0	0	0	1	0	0	1	13	4
at Miami	23-15	0-5	0-1	1-2	0-1	1	2	0	1	1	0	21	1
at Florida St	24-15	1-6	1-1	2-2	1-2	3	2	0	0	1	0	21	5
Duke	25-15	3-8	0-2	1-2	0-2	2	0	1	0	0	2	26	7
Virginia Tech	26-15	1-4	0-1	0-0	0-3	3	0	0	0	0	1	18	2
at Georgia Tech	27-15	0-1	0-0	0-0	0-0	0	1	0	0	0	3	6	0
Boston College	28-15	2-5	0-0	2-2	1-1	2	1	1	0	0	0	22	6
NC State	29-15	0-0	0-0	0-0	0-0	0	0	2	0	0	0	4	0
at Maryland	30-15	1-4	0-1	0-0	0-2	2	1	0	0	1	2	10	2
vs. Miami	31-15	4-8	0-0	1-1	0-1	1	1	1	1	0	1	21	9

CAREER STATISTICS

Year	G-GS	Min-Avg.	FG-FGA	Pct.	3FG-3FGA	Pct.	FT-FTA	Pct.	Off-Def.	Reb-Avg.	PF-DQ	Ast	TO	Blk	Stl	Pts-Avg
2010-11	31-15	689-22.2	91-215	.423	24-57	.421	43-67	.642	20-44	64-2.1	48-0	26	27	3	8	249-8.0
ACC	16-6	328-20.5	35-99	.354	11-25	.440	11-19	.579	4-21	25-1.6	18-0	14	12	2	6	92-5.8
CAREER	31-15	689-22.2	91-215	.423	24-57	.421	43-67	.642	20-44	64-2.1	48-0	26	27	3	8	249-8.0
ACC	16-6	328-20.5	35-99	.354	11-25	.440	11-19	.579	4-21	25-1.6	18-0	14	12	2	6	92-5.8

SINGLE GAME BESTS

POINTS

Season: 20 vs. Oregon (12/17/10)
 Career: 20 vs. Oregon (12/17/10)
 ACC: 17 vs. Georgia Tech (1/22/11)

REBOUNDS

Season: 8 vs. Washington (11/22/10)
 Career: 8 vs. Washington (11/22/10)
 ACC: 5 vs. North Carolina (1/8/11)

FG MADE

Season: 8 vs. Oregon (12/17/10)
 Career: 8 vs. Oregon (12/17/10)
 ACC: 6 vs. North Carolina (1/8/11)

FG ATTEMPTS

Season: 14 vs. North Carolina (1/8/11)
 Career: 14 vs. North Carolina (1/8/11)
 ACC: 14 vs. North Carolina (1/8/11)

3 PT FG MADE

Season: 3 on three occasions
 Career: 3 on three occasions
 ACC: 3 at BC (1/19/11), vs. GT (1/22/11)

3 PT FG ATTEMPTS

Season: 4 on four occasions
 Career: 4 on four occasions
 ACC: 4 at BC (1/19/11), vs. GT (1/22/11)

FT MADE

Season: 8 vs. Washington (11/22/10)
 Career: 8 vs. Washington (11/22/10)
 ACC: 4 vs. Georgia Tech (1/22/11)

FT ATTEMPTS

Season: 13 vs. Washington (11/22/10)
 Career: 13 vs. Washington (11/22/10)
 ACC: 6 vs. Georgia Tech (1/22/11)

ASSISTS

Season: 3 vs. Upstate (11/15/10), GT (1/22/11)
 Career: 3 vs. Upstate (11/15/10), GT (1/22/11)
 ACC: 3 vs. Georgia Tech (1/22/11)

TURNOVERS

Season: 3 vs. Washington (11/22/10)
 Career: 3 vs. Washington (11/22/10)
 ACC: 2 on three occasions

BLOCKS

Season: 1 on three occasions
 Career: 1 on three occasions
 ACC: 1 vs. UNC (1/8/11), at Miami (2/5/11)

STEALS

Season: 1 on eight occasions
 Career: 1 on eight occasions
 ACC: 1 on six occasions


MINUTES

Season: 35 vs. Oregon (12/17/10)
 Career: 35 vs. Oregon (12/17/10)
 ACC: 34 vs. North Carolina (1/8/11)

JOE HARRIS

Freshman • Guard • 6-6 • 202 • Chelan, Wash. • Chelan

#12



2010-11 SEASON:

- 65 3-pointers ranks second among UVa freshmen in a season
- Had five points, seven rebounds, three assists and four steals vs. Miami in the ACC Tournament
- Had 19 points, five rebounds and three assists vs. NC State
- Had 10 rebounds vs. Boston College (2/26)
- Had 11 points and seven rebounds at Georgia Tech (2/23)
- Had 15 points, seven rebounds and three steals vs. Virginia Tech (2/19)
- Had eight points and seven rebounds vs. #5 Duke (2/16)
- Had 17 points and seven rebounds at Florida State
- Had 18 points at Miami (2/5)
- Had 14 points at Wake Forest
- Had 11 points and eight rebounds vs. Georgia Tech (1/22)
- Had 11 points at Boston College (1/19)
- Had 15 points at #1 Duke (1/15)
- Had 16 points (5-6 3FG) vs. Howard
- Had nine points, five rebounds and two blocks vs. LSU
- Had 14 points vs. Radford
- Had 10 points at Virginia Tech (12/5)
- Had 24 points (8-12 FG, 4-6 3FG) and five rebounds at #15 Minnesota
- Had nine points and four rebounds vs. Wichita State
- Had 19 points and seven rebounds vs. #13 Washington
- Had 12 points (4-7 3FG) at Stanford in first career start
- Had two points, four rebounds and three assists vs. William & Mary in his collegiate debut

2010-11 GAME-BY-GAME:

Opponent	GP-GS	FG-FGA	3FG-3FGA	FT-FTA	Off-Def	Total	A	TO	Blk	Stl	PF	Min	Pts
W&M	1-0	1-4	0-2	0-0	2-2	4	3	1	0	1	3	18	2
USC Upstate	2-0	3-6	1-4	1-1	0-2	2	1	1	0	1	1	22	8
at Stanford	3-1	4-7	4-7	0-0	0-1	1	0	3	0	0	3	20	12
vs. Washington	4-2	8-13	2-4	1-1	4-3	7	0	3	0	0	2	32	19
vs. Oklahoma	5-3	3-4	2-2	0-0	1-1	2	1	3	0	0	4	21	8
vs. Wichita St	6-4	4-10	1-3	0-0	1-3	4	1	1	0	1	2	37	9
at Minnesota	7-5	8-12	4-6	4-4	0-5	5	1	1	0	1	1	35	24
at Virginia Tech	8-6	3-7	2-3	2-3	2-1	3	2	3	1	1	1	35	10
Radford	9-7	5-14	3-10	1-2	1-1	2	0	2	1	2	1	30	14
Oregon	10-8	2-6	0-2	1-2	1-5	6	0	1	1	1	4	30	5
Norfolk St	11-9	1-4	1-3	0-0	0-0	0	1	0	0	0	3	22	3
Seattle	12-10	2-5	0-2	2-2	2-3	5	1	3	1	0	3	26	6
Iowa State	13-11	2-10	0-5	0-1	1-3	4	4	1	0	0	1	26	4
LSU	14-12	2-9	2-5	3-4	2-3	5	0	2	2	1	1	21	9
Howard	15-12	5-6	5-6	1-2	0-0	0	1	1	0	2	2	21	16
N. Carolina	16-12	3-7	1-5	3-4	0-3	3	0	2	1	0	3	19	10
at Duke	17-12	4-8	3-5	4-4	2-2	4	0	3	0	1	4	28	15
at BC	18-12	4-9	3-7	0-0	0-4	4	1	1	0	0	5	20	11
Georgia Tech	19-13	3-6	3-5	2-3	2-6	8	2	0	0	0	2	32	11
Maryland	20-14	3-8	2-5	0-0	0-4	4	1	1	1	0	1	35	8
at Wake	21-15	5-11	2-7	2-2	2-1	3	2	2	0	0	3	37	14
Clemson	22-16	0-4	0-4	0-0	0-2	2	0	2	0	0	3	20	0
at Miami	23-17	6-12	4-6	2-6	1-2	3	2	1	0	3	0	41	18
at Florida St	24-18	6-14	4-9	1-2	1-6	7	2	1	1	0	5	35	17
Duke	25-19	2-11	2-6	2-2	1-6	7	2	1	1	0	1	37	8
Virginia Tech	26-20	4-8	4-7	3-4	0-7	7	1	3	0	3	2	36	15
at Georgia Tech	27-21	4-11	3-9	0-0	0-7	7	0	1	0	1	0	33	11
Boston College	28-22	2-7	1-6	0-0	5-5	10	2	1	0	1	0	35	5
NC State	29-23	4-9	4-7	7-7	0-5	5	3	1	1	2	2	36	19
at Maryland	30-24	2-8	1-2	2-2	2-2	4	2	2	0	1	3	33	7
vs. Miami	31-25	2-6	1-2	0-0	2-5	7	3	1	0	4	3	37	5

CAREER STATISTICS

Year	G-GS	Min-Avg.	FG-FGA	Pct.	3FG-3FGA	Pct.	FT-FTA	Pct.	Off-Def.	Reb-Avg.	PF-DQ	Ast	TO	Blk	Stl	Pts-Avg
2010-11	31-25	910-29.4	107-256	.418	65-156	.417	44-58	.759	35-100	135-4.4	69-2	39	49	11	27	323-10.4
ACC	16-13	512-32.0	55-140	.393	39-93	.419	30-39	.769	18-63	81-5.1	35-2	22	25	6	13	179-11.2
CAREER	31-25	910-29.4	107-256	.418	65-156	.417	44-58	.759	35-100	135-4.4	69-2	39	49	11	27	323-10.4
ACC	16-13	512-32.0	55-140	.393	39-93	.419	30-39	.769	18-63	81-5.1	35-2	22	25	6	13	179-11.2

SINGLE GAME BESTS

POINTS

Season: 24 at Minnesota (11/29/10)
Career: 24 at Minnesota (11/29/10)
ACC: 19 vs. NC State (3/1/11)

REBOUNDS

Season: 10 vs. Boston College (2/26/11)
Career: 10 vs. Boston College (2/26/11)
ACC: 10 vs. Boston College (2/26/11)

FG MADE

Season: 8 vs. Wash (11/22/10), at Minn (11/29/10)
Career: 8 vs. Wash (11/22/10), at Minn (11/29/10)
ACC: 6 at Miami (2/5/11), at FSU (2/12/11)

FG ATTEMPTS

Season: 14 vs. Radford (12/7/10), at FSU (2/12/11)
Career: 14 vs. Radford (12/7/10), at FSU (2/12/11)
ACC: 14 at Florida State (2/12/11)

3 PT FG MADE

Season: 5 vs. Howard (1/4/11)
Career: 5 vs. Howard (1/4/11)
ACC: 4 on four occasions

3 PT FG ATTEMPTS

Season: 10 vs. Radford (12/7/10)
Career: 10 vs. Radford (12/7/10)
ACC: 9 at FSU (2/12/11), at GT (2/23/11)

FT MADE

Season: 7 vs. NC State (3/1/11)
Career: 7 vs. NC State (3/1/11)
ACC: 7 vs. NC State (3/1/11)

FT ATTEMPTS

Season: 7 vs. NC State (3/1/11)
Career: 7 vs. NC State (3/1/11)
ACC: 7 vs. NC State (3/1/11)

ASSISTS

Season: 4 vs. Iowa State (12/30/10)
Career: 4 vs. Iowa State (12/30/10)
ACC: 3 vs. NC State (3/1/11)

TURNOVERS

Season: 3 on seven occasions
Career: 3 on seven occasions
ACC: 3 on three occasions

BLOCKS

Season: 2 vs. LSU (1/2/11)
Career: 2 vs. LSU (1/2/11)
ACC: 1 on seven occasions

STEALS

Season: 4 vs. Miami (3/10/11)
Career: 4 vs. Miami (3/10/11)
ACC: 3 at Miami (2/5/11), vs. VT (2/19/11)

MINUTES

Season: 41 at Miami (2/5/11)
Career: 41 at Miami (2/5/11)
ACC: 41 at Miami (2/5/11)

AKIL MITCHELL

#25



Freshman • Forward • 6-8 • 221 • Charlotte, N.C. • Charlotte Christian School

2010-11 SEASON:

- Had a career-high eight rebounds vs. Miami in the ACC Tournament
- Had two blocks vs. NC State
- Had six points, two rebounds and a block vs. Boston College (2/26)
- Had three points and three assists at Georgia Tech (2/23)
- Had four points and seven rebounds vs. Virginia Tech (2/19)
- Had two points, five rebounds and three steals vs. #5 Duke (2/16)
- Had four points, two rebounds and three steals at Florida State
- Had three points and five rebounds vs. Clemson
- Had three points and three rebounds vs. Georgia Tech (1/22)
- Had six points at Boston College (1/19)
- Had two points and two rebounds at #1 Duke (1/15)
- Had three points and four rebounds vs. North Carolina
- Had four points, three rebounds, three assists and three steals vs. Howard
- Had nine points and three rebounds vs. LSU
- Had five rebounds and two assists vs. Iowa State
- Had two assists vs. Seattle in first career start
- Had four points and six rebounds vs. Norfolk State
- Had two points and seven rebounds vs. Oregon
- Had two points at Virginia Tech (12/5)
- Had four points and five rebounds vs. Washington
- Had three points and four rebounds vs. USC Upstate
- Had one rebound and one assist vs. William & Mary in his collegiate debut

2010-11 GAME-BY-GAME:

Opponent	GP-GS	FG-FGA	3FG-3FGA	FT-FTA	Off-Def	Total	A	TO	Blk	Stl	PF	Min	Pts
W&M	1-0	0-2	0-1	0-0	0-1	1	1	0	0	0	0	5	0
USC Upstate	2-0	1-3	0-0	1-2	0-4	4	0	0	0	1	0	11	3
at Stanford	3-0	0-0	0-0	0-0	0-4	4	0	0	0	0	2	9	0
vs. Washington	4-0	2-4	0-0	0-3	2-3	5	1	0	1	0	3	15	4
vs. Oklahoma	DNP												
vs. Wichita St	5-0	0-1	0-0	0-0	0-0	0	0	1	0	0	0	2	0
at Minnesota	DNP												
at Virginia Tech	6-0	1-1	0-0	0-0	1-0	1	0	2	0	0	2	14	2
Radford	7-0	0-3	0-0	1-2	1-2	3	0	0	0	0	1	7	1
Oregon	8-0	1-3	0-0	0-0	2-5	7	0	1	0	1	4	26	2
Norfolk St	9-0	2-5	0-0	0-0	2-4	6	1	2	0	1	3	17	4
Seattle	10-1	0-0	0-0	0-0	0-1	1	2	0	1	0	0	13	0
Iowa State	11-1	0-3	0-1	0-0	1-4	5	2	1	0	1	1	12	0
LSU	12-1	4-6	0-0	1-2	2-1	3	1	1	0	0	3	19	9
Howard	13-1	2-3	0-0	0-0	0-3	3	3	1	0	3	3	26	4
N. Carolina	14-1	1-2	1-1	0-0	0-4	4	0	0	0	0	5	18	3
at Duke	15-1	1-6	0-1	0-0	1-1	2	0	1	0	1	3	22	2
at BC	16-1	2-3	0-1	2-2	1-0	1	1	1	0	0	0	19	6
Georgia Tech	17-1	0-2	0-0	3-4	2-1	3	0	1	0	0	2	10	3
Maryland	18-1	1-2	0-1	1-2	0-0	0	1	0	0	0	1	6	3
at Wake	19-1	0-1	0-0	0-0	0-1	1	0	0	0	1	0	7	0
Clemson	20-1	1-1	0-0	1-2	2-3	5	1	2	0	1	1	14	3
at Miami	21-1	0-2	0-0	0-0	0-0	0	3	0	0	1	3	18	0
at Florida St	22-1	1-2	0-0	2-2	0-2	2	1	0	0	3	2	18	4
Duke	23-1	1-4	0-0	0-0	1-4	5	1	1	0	3	2	24	2
Virginia Tech	24-1	2-4	0-0	0-1	0-7	7	0	1	1	0	0	28	4
at Georgia Tech	25-1	1-4	0-0	1-2	1-0	1	3	0	0	0	1	19	3
Boston College	26-1	2-4	0-1	2-3	1-1	2	0	0	1	0	2	13	6
NC State	27-1	0-2	0-0	0-0	0-1	1	0	0	2	1	2	12	0
at Maryland	28-1	1-3	0-0	0-0	1-0	1	1	0	0	0	4	12	2
vs. Miami	29-1	0-4	0-1	0-2	1-7	8	1	1	0	0	1	22	0

CAREER STATISTICS

Year	G-GS	Min-Avg.	FG-FGA	Pct.	3FG-3FGA	Pct.	FT-FTA	Pct.	Off-Def.	Reb-Avg.	PF-DQ	Ast	TO	Blk	Stl	Pts-Avg
2010-11	29-1	438-15.1	27-80	.338	1-8	.125	15-29	.517	22-64	86-3.0	51-1	24	17	6	18	70-2.4
ACC	16-0	254-15.9	15-43	.349	1-5	.200	12-18	.667	11-25	36-2.3	30-1	12	9	4	11	43-2.7
CAREER	29-1	438-15.1	27-80	.338	1-8	.125	15-29	.517	22-64	86-3.0	51-1	24	17	6	18	70-2.4
ACC	16-0	254-15.9	15-43	.349	1-5	.200	12-18	.667	11-25	36-2.3	30-1	12	9	4	11	43-2.7

SINGLE GAME BESTS

POINTS

Season: 9 vs. LSU (1/2/11)
 Career: 9 vs. LSU (1/2/11)
 ACC: 6 at BC (1/19/11), vs. BC (2/26/11)

REBOUNDS

Season: 8 vs. Miami (3/10/11)
 Career: 8 vs. Miami (3/10/11)
 ACC: 7 vs. Virginia Tech (2/19/11)

FG MADE

Season: 4 vs. LSU (1/2/11)
 Career: 4 vs. LSU (1/2/11)
 ACC: 2 on three occasions

FG ATTEMPTS

Season: 6 vs. LSU (1/2/11), at Duke (1/15/11)
 Career: 6 vs. LSU (1/2/11), at Duke (1/15/11)
 ACC: 6 at Duke (1/15/11)

3 PT FG MADE

Season: 1 vs. North Carolina (1/8/11)
 Career: 1 vs. North Carolina (1/8/11)
 ACC: 1 vs. North Carolina (1/8/11)

3 PT FG ATTEMPTS

Season: 1 on eight occasions
 Career: 1 on eight occasions
 ACC: 1 on five occasions

FT MADE

Season: 3 vs. Georgia Tech (1/22/11)
 Career: 3 vs. Georgia Tech (1/22/11)
 ACC: 3 vs. Georgia Tech (1/22/11)

FT ATTEMPTS

Season: 4 vs. Georgia Tech (1/22/11)
 Career: 4 vs. Georgia Tech (1/22/11)
 ACC: 4 vs. Georgia Tech (1/22/11)

ASSISTS

Season: 3 on three occasions
 Career: 3 on three occasions
 ACC: 3 at Miami (2/5/11), at GT (2/23/11)

TURNOVERS

Season: 2 on three occasions
 Career: 2 on three occasions
 ACC: 2 at VT (12/5/10), vs. Clem (2/2/11)

BLOCKS

Season: 2 vs. NC State (3/1/11)
 Career: 2 vs. NC State (3/1/11)
 ACC: 2 vs. NC State (3/1/11)

STEALS


Season: 3 on three occasions
 Career: 3 on three occasions
 ACC: 3 at FSU (2/12/11), vs. Duke (2/16/11)

MINUTES

Season: 28 vs. Virginia Tech (2/19/11)
 Career: 28 vs. Virginia Tech (2/19/11)
 ACC: 28 vs. Virginia Tech (2/19/11)

WILL REGAN

#4



Freshman • Forward • 6-8 • 222 • Williamsville, N.Y. • The Nichols School

2010-11 SEASON:

- Announced after the season that he was transferring
- Named to the ACC All-Academic Team
- Had two points vs. Maryland (3/5)
- Had two points vs. Howard
- Had four points, four rebounds and two blocks vs. LSU
- Had seven points and two rebounds vs. Iowa State
- Had two points and two rebounds vs. Norfolk State
- Had two blocks vs. Oregon
- Had two points and two rebounds vs. Oklahoma
- Had one point and three rebounds vs. Washington
- Had two points, one rebound and his first career block at Stanford
- Had three points (1-1 3FG) vs. William & Mary in his collegiate debut
- Had six points and three rebounds in the exhibition game vs. Roanoke College

SINGLE GAME BESTS

POINTS

Season: 7 vs. Iowa State (12/30/10)
Career: 7 vs. Iowa State (12/30/10)
ACC: 2 vs. Maryland (1/27/11)

REBOUNDS

Season: 4 vs. LSU (1/2/11)
Career: 4 vs. LSU (1/2/11)
ACC: 1 vs. UNC (1/8/11), at Duke (1/15/11)

FG MADE

Season: 3 vs. Iowa State (12/30/10)
Career: 3 vs. Iowa State (12/30/10)
ACC: 1 vs. Maryland (1/27/11)

FG ATTEMPTS

Season: 8 vs. LSU (1/2/11)
Career: 8 vs. LSU (1/2/11)
ACC: 2 at Virginia Tech (12/5/10)

3 PT FG MADE

Season: 1 vs. W&M (11/12/10)
Career: 1 vs. W&M (11/12/10)
ACC: --

3 PT FG ATTEMPTS

Season: 1 on four occasions
Career: 1 on four occasions
ACC: 1 at Virginia Tech (12/5/10)

FT MADE

Season: 1 vs. Wash (11/22/10), Iowa St (12/30/10)
Career: 1 vs. Wash (11/22/10), Iowa St (12/30/10)
ACC: --

FT ATTEMPTS

Season: 2 vs. Wash (11/22/10), Iowa St (12/30/10)
Career: 2 vs. Wash (11/22/10), Iowa St (12/30/10)
ACC: --

ASSISTS

Season: --
Career: --
ACC: --

TURNOVERS

Season: 1 on six occasions
Career: 1 on six occasions
ACC: 1 vs. UNC (1/8/11), vs. VT (2/19/11)

BLOCKS

Season: 2 vs. Oregon (12/17/10), vs. LSU (1/2/11)
Career: 2 vs. Oregon (12/17/10), vs. LSU (1/2/11)
ACC: 1 vs. Virginia Tech (2/19/11)

STEALS

Season: 1 vs. Wash (11/22/10), vs. UNC (1/8/11)
Career: 1 vs. Wash (11/22/10), vs. UNC (1/8/11)
ACC: 1 vs. North Carolina (1/8/11)

MINUTES

Season: 19 vs. LSU (1/2/11)
Career: 19 vs. LSU (1/2/11)
ACC: 8 at Virginia Tech (12/5/10)

2010-11 GAME-BY-GAME:

Opponent	GP-GS	FG-FGA	3FG-3FGA	FT-FTA	Off-Def	Total	A	TO	Blk	Stl	PF	Min	Pts
W&M	1-0	1-1	1-1	0-0	0-0	0	0	0	0	0	0	6	3
USC Upstate at Stanford	DNP												
vs. Washington	2-0	1-1	0-0	0-0	0-1	1	0	0	1	0	1	6	2
vs. Oklahoma	3-0	0-2	0-0	1-2	1-2	3	0	0	0	1	0	11	1
vs. Wichita St	4-0	1-1	0-0	0-0	0-2	2	0	1	0	0	0	6	2
at Minnesota	5-0	0-0	0-0	0-0	0-0	0	0	0	0	0	1	3	0
at Virginia Tech	6-0	0-0	0-0	0-0	0-0	0	0	0	0	0	2	1	0
Radford	7-0	0-2	0-1	0-0	0-0	0	0	0	0	0	1	8	0
Oregon	8-0	0-0	0-0	0-0	0-0	0	0	0	0	0	0	6	0
Norfolk St	9-0	0-0	0-0	0-0	0-0	0	0	0	2	0	1	9	0
Seattle	10-0	1-2	0-0	0-0	1-1	2	0	1	0	0	1	10	2
Iowa State	11-0	0-2	0-1	0-0	1-1	2	0	0	0	0	0	2	0
LSU	12-0	3-4	0-0	1-2	1-1	2	0	0	0	0	1	18	7
Howard	13-0	2-8	0-1	0-0	3-1	4	0	1	2	0	0	19	4
N. Carolina at Duke	14-0	1-1	0-0	0-1	0-0	0	0	1	0	0	0	7	2
at BC	15-0	0-1	0-0	0-0	0-1	1	0	1	0	1	0	6	0
Georgia Tech	16-0	0-0	0-0	0-0	1-0	1	0	0	0	0	0	3	0
Maryland at Wake	DNP												
Clemson	17-0	1-1	0-0	0-0	0-0	0	0	0	0	0	0	1	2
at Miami	DNP												
at Florida St	18-0	0-0	0-0	0-0	0-0	0	0	0	0	0	1	5	0
Duke	19-0	0-0	0-0	0-0	0-0	0	0	0	0	0	0	2	0
Virginia Tech at Georgia Tech	20-0	0-0	0-0	0-0	0-0	0	0	1	1	0	0	3	0
Boston College	DNP												
NC State	DNP												
at Maryland	DNP												
vs. Miami	DNP												

CAREER STATISTICS

Year	G-GS	Min-Avg.	FG-FGA	Pct.	3FG-3FGA	Pct.	FT-FTA	Pct.	Off-Def.	Reb-Avg.	PF-DQ	Ast	TO	Blk	Stl	Pts-Avg
2010-11	20-0	132-6.6	11-26	.423	1-4	.250	2-5	.400	8-10	18-0.9	9-0	0	6	6	2	25-1.3
ACC	7-0	28-4.0	1-4	.250	0-1	.000	0-0	.000	1-1	2-0.3	2-0	0	2	1	1	2-0.3
CAREER	20-0	132-6.6	11-26	.423	1-4	.250	2-5	.400	8-10	18-0.9	9-0	0	6	6	2	25-1.3
ACC	7-0	28-4.0	1-4	.250	0-1	.000	0-0	.000	1-1	2-0.3	2-0	0	2	1	1	2-0.3

THOMAS ROGERS

#32

Freshman • Guard • 6-6 • 200 • Farmville, Va. • Fork Union Military Academy



2010-11 SEASON:

- Played a career-high four minutes vs. Howard
- Made his collegiate debut vs. William & Mary

SINGLE GAME BESTS

POINTS

Season: --
Career: --
ACC: --

REBOUNDS

Season: --
Career: --
ACC: --

FG MADE

Season: --
Career: --
ACC: --

FG ATTEMPTS

Season: 2 vs. Howard (1/4/11)
Career: 2 vs. Howard (1/4/11)
ACC: --

3 PT FG MADE

Season: --
Career: --
ACC: --

3 PT FG ATTEMPTS

Season: 2 vs. Howard (1/4/11)
Career: 2 vs. Howard (1/4/11)
ACC: --

FT MADE

Season: --
Career: --
ACC: --

FT ATTEMPTS

Season: --
Career: --
ACC: --

ASSISTS

Season: --
Career: --
ACC: --

TURNOVERS

Season: --
Career: --
ACC: --

BLOCKS

Season: --
Career: --
ACC: --

STEALS

Season: --
Career: --
ACC: --

MINUTES

Season: 4 vs. Howard (1/4/11)
Career: 4 vs. Howard (1/4/11)
ACC: 1 at Duke (1/15/11), vs. Md. (1/27/11)

2010-11 GAME-BY-GAME:

Opponent	GP-GS	FG-FGA	3FG-3FGA	FT-FTA	Off-Def	Total	A	TO	Blk	Stl	PF	Min	Pts
W&M	1-0	0-0	0-0	0-0	0-0	0	0	0	0	0	0	0+	0
USC Upstate	DNP												
at Stanford	DNP												
vs. Washington	2-0	0-0	0-0	0-0	0-0	0	0	0	0	0	0	1	0
vs. Oklahoma	DNP												
vs. Wichita St	DNP												
at Minnesota	DNP												
at Virginia Tech	DNP												
Radford	DNP												
Oregon	3-0	0-0	0-0	0-0	0-0	0	0	0	0	0	0	1	0
Norfolk St	DNP												
Seattle	DNP												
Iowa State	DNP												
LSU	DNP												
Howard	4-0	0-2	0-2	0-0	0-0	0	0	0	0	0	0	4	0
N. Carolina	DNP												
at Duke	5-0	0-0	0-0	0-0	0-0	0	0	0	0	0	0	1	0
at BC	DNP												
Georgia Tech	DNP												
Maryland	6-0	0-0	0-0	0-0	0-0	0	0	0	0	0	0	1	0
at Wake	DNP												
Clemson	DNP												
at Miami	DNP												
at Florida St	DNP												
Duke	DNP												
Virginia Tech	DNP												
at Georgia Tech	DNP												
Boston College	DNP												
NC State	DNP												
at Maryland	DNP												
vs. Miami	DNP												

CAREER STATISTICS

Year	G-GS	Min-Avg.	FG-FGA	Pct.	3FG-3FGA	Pct.	FT-FTA	Pct.	Off-Def.	Reb-Avg.	PF-DQ	Ast	TO	Blk	Stl	Pts-Avg
2010-11	6-0	8-1.3	0-2	.000	0-2	.000	0-0	.000	0-0	0-0.0	0-0	0	0	0	0	0-0.0
ACC	2-0	2-1.0	0-0	.000	0-0	.000	0-0	.000	0-0	0-0.0	0-0	0	0	0	0	0-0.0
CAREER	6-0	8-1.3	0-2	.000	0-2	.000	0-0	.000	0-0	0-0.0	0-0	0	0	0	0	0-0.0
ACC	2-0	2-1.0	0-0	.000	0-0	.000	0-0	.000	0-0	0-0.0	0-0	0	0	0	0	0-0.0

MIKE SCOTT

#23



Senior • Forward • 6-8 • 242 • Chesapeake, Va. • Hargrave Military Academy

2010-11 SEASON:

- Will miss the remainder of the season after suffering a left ankle injury that required season-ending surgery
- Tri-Captain
- ACC Player of the Week (Dec. 6)
- Became the first Cavalier to post five consecutive double-doubles since Ralph Sampson in 1983
- Had 10 pts and 13 rebs vs. Radford for his 24th career double-double (sixth this season)
- Had 21 pts and 13 rebs at Virginia Tech
- Had 17 pts and 12 rebs at #15 Minnesota
- Had 16 pts and 10 rebs vs. Wichita State
- Scored a career-high 27 points and had 15 rebounds vs. Oklahoma
- Had 11 points vs. Washington
- Had 19 points and 12 rebounds vs. USC Upstate
- Had 18 points and nine rebounds vs. William & Mary
- Had a career-high 20 consecutive made free throw streak from 11/12-11/23
- Won the EA SPORTS video game championship at the Maui Invitational, defeating UConn's Kemba Walker in the final

2010-11 GAME-BY-GAME:

Opponent	GP-GS	FG-FGA	3FG-3FGA	FT-FTA	Off-Def	Total	A	TO	Blk	Stl	PF	Min	Pts
W&M	1-1	7-13	0-0	4-6	2-7	9	0	3	1	1	2	32	18
USC Upstate	2-2	6-9	0-0	7-7	6-6	12	2	4	0	0	1	32	19
at Stanford	3-3	2-5	0-0	4-4	1-5	6	2	3	1	1	1	34	8
vs. Washington	4-4	5-12	0-0	1-1	1-3	4	0	1	0	0	3	28	11
vs. Oklahoma	5-5	7-15	0-0	13-15	7-8	15	2	0	0	0	3	34	27
vs. Wichita St	6-6	7-13	0-0	2-2	3-7	10	3	0	0	0	1	34	16
at Minnesota	7-7	6-15	0-0	5-6	3-9	12	3	2	0	0	3	38	17
at Virginia Tech	8-8	9-14	1-1	2-3	4-9	13	2	1	1	0	0	38	21
Radford	9-9	1-7	0-0	8-8	7-6	13	1	6	2	0	1	36	10
Oregon	DNP												
Norfolk St	DNP												
Seattle	10-9	3-7	0-0	6-7	4-4	8	1	4	2	1	1	31	12
Iowa State	DNP												
LSU	DNP												
Howard	DNP												
N. Carolina	DNP												
at Duke	DNP												
at BC	DNP												
Georgia Tech	DNP												
Maryland	DNP												
at Wake	DNP												
Clemson	DNP												
at Miami	DNP												
at Florida St	DNP												
Duke	DNP												
Virginia Tech	DNP												
at Georgia Tech	DNP												
Boston College	DNP												
NC State	DNP												
at Maryland	DNP												
vs. Miami	DNP												

SINGLE GAME BESTS

POINTS

Season: 27 vs. Oklahoma (11/23/10)
 Career: 27 vs. Oklahoma (11/23/10)
 ACC: 21 vs. VT (1/28/10), at VT (12/5/10)

REBOUNDS

Season: 15 vs. Oklahoma (11/23/10)
 Career: 18 vs. VMI (11/16/08)
 ACC: 13 at VT (2/13/10), at VT (12/5/10)

FG MADE

Season: 9 at Virginia Tech (12/5/10)
 Career: 11 vs. VMI (11/16/08)
 ACC: 9 at Virginia Tech (12/5/10)

FG ATTEMPTS

Season: 15 vs. Okla (11/23/10), at Minn (11/29/10)
 Career: 16 vs. VT (1/28/10), at VT (2/13/10)
 ACC: 16 vs. VT (1/28/10), at VT (2/13/10)

3 PT FG MADE

Season: 1 at Virginia Tech (12/5/10)
 Career: 2 vs. Georgia Tech (3/13/08)
 ACC: 2 vs. Georgia Tech (3/13/08)

3 PT FG ATTEMPTS

Season: 1 at Virginia Tech (12/5/10)
 Career: 2 on three occasions
 ACC: 2 on three occasions

FT MADE

Season: 13 vs. Oklahoma (11/23/10)
 Career: 13 vs. Oklahoma (11/23/10)
 ACC: 10 at Maryland (1/20/09)

FT ATTEMPTS

Season: 15 vs. Oklahoma (11/23/10)
 Career: 15 vs. Oklahoma (11/23/10)
 ACC: 10 at Maryland (1/20/09)

ASSISTS

Season: 3 vs. Wich St (11/24/10), at Minn (11/29/10)
 Career: 4 at Syracuse (11/28/08)
 ACC: 3 on three occasions

TURNOVERS

Season: 6 vs. Radford (12/7/10)
 Career: 6 vs. Radford (12/7/10)
 ACC: 4 vs. Maryland (3/7/09)

BLOCKS

Season: 2 vs. Rad (12/7/10), Seattle (12/22/10)
 Career: 3 vs. Duke (3/5/08), vs. Richmond (3/18/08)
 ACC: 3 vs. Duke (3/5/08)

STEALS

Season: 1 on three occasions
 Career: 3 on four occasions
 ACC: 3 vs. FSU (1/24/09), vs. Clemson (2/15/09)

MINUTES

Season: 38 at Minn (11/29/10), at VT (12/5/10)
 Career: 40 vs. Clemson (2/15/09), vs. VT (1/28/10)
 ACC: 40 vs. Clemson (2/15/09), vs. VT (1/28/10)

CAREER STATISTICS

Year	G-GS	Min-Avg.	FG-FGA	Pct.	3FG-3FGA	Pct.	FT-FTA	Pct.	Off-Def.	Reb-Avg.	PF-DQ	Ast	TO	Blk	Stl	Pts-Avg
2007-08	32-21	579-18.1	63-143	.441	4-10	.400	52-74	.703	67-101	168-5.3	69-1	15	25	12	20	182-5.7
ACC	16-14	310-19.4	30-77	.390	1-4	.250	20-33	.606	30-50	80-5.0	39-1	6	15	5	8	81-5.1
2008-09	28-19	774-27.6	111-204	.544	2-6	.333	63-85	.741	95-113	208-7.4	68-2	21	49	9	24	287-10.3
ACC	16-7	431-26.9	59-110	.536	2-2	1.000	39-52	.750	45-50	95-5.9	41-1	11	30	5	14	159-9.9
2009-10	28-25	768-27.4	143-283	.505	3-7	.429	46-64	.719	64-137	201-7.2	54-1	35	46	8	17	335-12.0
ACC	16-15	417-26.1	73-161	.453	3-6	.500	25-30	.833	33-62	95-5.9	26-0	18	27	4	11	174-10.9
2010-11	10-9	337-33.7	53-110	.482	1-1	1.000	52-59	.881	38-64	102-10.2	16-0	16	24	7	3	159-15.9
ACC	1-1	38-38.0	9-14	.643	1-1	1.000	2-3	.667	4-9	13-13.0	0-0	2	1	1	0	21-21.0
CAREER	98-74	2458-25.1	370-740	.500	10-24	.417	213-282	.755	264-415	679-6.9	207-4	87	144	36	64	963-9.8
ACC	49-37	1196-24.4	171-362	.472	7-13	.538	86-118	.729	112-171	283-5.8	106-2	37	73	15	33	435-8.9

ASSANE SENE

Junior • Center • 7-0 • 239 • Saint-Louis, Senegal • South Kent (Conn.)

#5



2010-11 SEASON:

- Ranks 10th in school history with 93 career blocks
- Had nine points and nine rebounds vs. Miami in the ACC Tournament
- Tied a career high with 15 points (7-9 FG) at Maryland (3/5), in a career-high 34 minutes
- Had seven points, five rebounds and four blocks vs. NC State
- Had 10 points (4-4 FGs) and four rebounds vs. Boston College (2/26)
- Had nine points, seven rebounds, two blocks and two steals at Georgia Tech (2/23)
- Had seven points and seven rebounds vs. Virginia Tech (2/19)
- Had six points and eight rebounds at Miami (2/5)
- Had a career-high 15 points along with 13 rebounds at Wake Forest for his first career double-double
- Had five points and a career-high 15 rebounds vs. Maryland (1/27)
- Had 11 points, along with nine rebounds and tied a career high with five blocks at Boston College (1/19)
- Had eight points at #1 Duke (1/15)
- Had three points, 11 rebounds and two blocks vs. North Carolina
- Had nine points (4-4 FG) and a game-high five rebounds vs. Howard
- Had seven points and three rebounds vs. Iowa State
- Had two points (game-winning tip-in), 12 rebounds and three blocks vs. Norfolk State
- Had seven rebounds and three blocks vs. Radford
- Had four points, three rebounds and two blocks at Virginia Tech (12/5)
- Had seven points (7-8 FT) and six rebounds at #15 Minnesota
- Had four points vs. Oklahoma

2010-11 GAME-BY-GAME:

Opponent	GP-GS	FG-FGA	3FG-3FGA	FT-FTA	Off-Def	Total	A	TO	Blk	Stl	PF	Min	Pts
W&M	1-1	1-1	0-0	0-0	0-2	2	0	0	0	0	1	11	2
USC Upstate	2-2	1-2	0-0	0-0	0-0	0	0	2	0	0	3	13	2
at Stanford	3-3	0-1	0-0	0-0	1-1	2	0	0	0	0	4	14	0
vs. Washington	4-3	0-1	0-0	1-2	0-0	0	0	1	1	0	2	6	1
vs. Oklahoma	5-3	1-1	0-0	2-3	1-0	1	0	0	1	1	4	13	4
vs. Wichita St	6-3	0-2	0-0	2-2	2-0	2	0	0	0	0	2	8	2
at Minnesota	7-3	0-1	0-0	7-8	4-2	6	0	2	1	0	3	20	7
at Virginia Tech	8-4	2-3	0-0	0-0	1-2	3	0	3	2	1	3	16	4
Radford	9-5	0-4	0-0	0-2	1-6	7	0	0	3	1	2	31	0
Oregon	10-6	0-1	0-0	0-0	1-3	4	0	1	1	0	4	15	0
Norfolk St	11-7	1-5	0-0	0-1	3-9	12	0	1	3	0	3	30	2
Seattle	12-8	0-1	0-0	0-0	1-2	3	0	0	0	0	1	19	0
Iowa State	13-9	3-6	0-0	1-1	2-1	3	0	1	0	0	2	19	7
LSU	14-10	0-0	0-0	0-0	2-4	6	0	2	1	1	4	19	0
Howard	15-11	4-4	0-0	1-1	2-3	5	1	0	0	0	1	16	9
N. Carolina	16-12	1-3	0-0	1-4	2-9	11	0	0	2	0	4	24	3
at Duke	17-13	3-6	0-0	2-2	4-1	5	0	2	1	1	4	20	8
at BC	18-14	4-5	0-0	3-6	6-3	9	0	0	5	0	1	32	11
Georgia Tech	19-15	2-3	0-0	0-1	1-4	5	0	2	1	0	4	23	4
Maryland	20-16	2-4	0-0	1-2	5-10	15	0	6	1	0	2	33	5
at Wake	21-17	6-10	0-0	3-8	5-8	13	0	2	0	1	3	33	15
Clemson	22-18	0-2	0-0	1-2	1-3	4	0	2	4	0	3	28	1
at Miami	23-19	3-5	0-0	0-3	0-8	8	0	2	2	0	3	28	6
at Florida St	24-20	0-1	0-0	2-2	0-4	4	0	0	1	2	4	28	2
Duke	25-21	2-5	0-0	1-2	2-2	4	1	2	1	0	4	23	5
Virginia Tech	26-22	3-4	0-0	1-2	2-5	7	1	1	0	0	4	23	7
at Georgia Tech	27-23	4-7	0-0	1-4	2-5	7	0	0	2	2	3	31	9
Boston College	28-24	4-4	0-0	2-2	2-2	4	0	0	0	0	1	31	10
NC State	29-25	2-4	0-0	3-4	2-3	5	0	3	4	0	5	30	7
at Maryland	30-26	7-9	0-0	1-2	3-2	5	0	0	1	0	3	34	15
vs. Miami	31-27	3-7	0-0	3-4	4-5	9	0	0	1	0	4	26	9

CAREER STATISTICS

Year	G-GS	Min-Avg.	FG-FGA	Pct.	3FG-3FGA	Pct.	FT-FTA	Pct.	Off-Def.	Reb-Avg.	PF-DQ	Ast	TO	Blk	Stl	Pts-Avg
2008-09	22-16	381-17.3	25-65	.385	0-0	.000	6-21	.286	36-65	101-4.6	61-2	6	18	35	0	56-2.5
ACC	14-12	245-17.5	15-42	.357	0-0	.000	1-8	.125	24-36	60-4.3	35-1	0	12	20	0	31-2.2
2009-10	25-5	316-12.6	14-42	.333	0-0	.000	11-18	.611	27-63	90-3.6	50-1	4	13	19	4	39-1.6
ACC	14-2	176-12.6	4-15	.267	0-0	.000	4-5	.800	13-33	46-3.3	32-0	2	9	5	2	12-0.9
2010-11	31-27	697-22.5	59-112	.527	0-0	.000	39-70	.557	62-109	171-5.5	91-1	3	35	39	10	157-5.1
ACC	16-16	437-27.3	45-75	.600	0-0	.000	22-46	.478	38-71	109-6.8	51-1	2	25	27	7	112-7.0
CAREER	78-48	1394-17.9	98-219	.447	0-0	.000	56-109	.514	125-237	362-4.6	202-4	13	66	93	14	252-3.2
ACC	44-30	858-19.5	64-132	.485	0-0	.000	27-59	.458	75-140	215-4.9	118-2	4	46	52	9	155-3.5

SINGLE GAME BESTS

POINTS

Season: 15 at Wake (1/29/11), at Md. (3/5/11)
 Career: 15 at Wake (1/29/11), at Md. (3/5/11)
 ACC: 15 at Wake (1/29/11), at Md. (3/5/11)

REBOUNDS

Season: 15 vs. Maryland (1/27/11)
 Career: 15 vs. Maryland (1/27/11)
 ACC: 15 vs. Maryland (1/27/11)

FG MADE

Season: 7 at Maryland (3/5/11)
 Career: 7 at Maryland (3/5/11)
 ACC: 7 at Maryland (3/5/11)

FG ATTEMPTS

Season: 10 at Wake Forest (1/29/11)
 Career: 10 at Wake Forest (1/29/11)
 ACC: 10 at Wake Forest (1/29/11)

3 PT FG MADE

Season: --
 Career: --
 ACC: --

3 PT FG ATTEMPTS

Season: --
 Career: --
 ACC: --

FT MADE

Season: 7 at Minnesota (11/29/10)
 Career: 7 at Minnesota (11/29/10)
 ACC: 3 on three occasions

FT ATTEMPTS

Season: 8 at Minn (11/29/10), at Wake (1/29/11)
 Career: 8 at Minn (11/29/10), at Wake (1/29/11)
 ACC: 8 at Wake Forest (1/29/11)

ASSISTS

Season: 1 on three occasions
 Career: 2 vs. Auburn (12/20/08)
 ACC: 1 on four occasions

TURNOVERS

Season: 6 vs. Maryland (1/27/11)
 Career: 6 vs. Maryland (1/27/11)
 ACC: 6 vs. Maryland (1/27/11)

BLOCKS

Season: 5 at Boston College (1/19/11)
 Career: 5 vs. Hampton (12/23/09), at BC (1/19/11)
 ACC: 5 at Boston College (1/19/11)

STEALS


Season: 2 at FSU (2/12/11), at GT (2/23/11)
 Career: 2 at FSU (2/12/11), at GT (2/23/11)
 ACC: 2 at FSU (2/12/11), at GT (2/23/11)

MINUTES

Season: 34 at Maryland (3/5/11)
 Career: 34 at Maryland (3/5/11)
 ACC: 34 at Maryland (3/5/11)

WILL SHERRILL

#22



Senior • Forward • 6-9 • 226 • New York, N.Y. • Phillips Academy Andover

2010-11 SEASON:

- Tri-Captain
- Named to the ACC All-Academic Team for second consecutive year
- Had two points, two assists and tied a career high with nine rebounds at Maryland (3/5)
- Had a season-high 14 points (5-7 FG, 4-5 3FG) and eight rebounds vs. NC State in a career-high 37 minutes
- Returned to action at Georgia Tech (2/23) after missing three games with a right leg injury and had five points
- Had five points vs. Georgia Tech (1/22)
- Had eight points (3-4 FG, 2-2 3FG) and five rebounds vs. LSU
- Had four points and a career-high nine rebounds vs. Iowa State
- Suffered a fractured fibula in his right leg at Minnesota and missed five games
- Had six points (2-2 3FG), a career-high three assists and tied a career high with three steals at #15 Minnesota
- Had 11 points and five rebounds vs. Wichita State
- Had 11 points and five rebounds vs. Oklahoma
- Had three points and two rebounds vs Washington in first start of the season
- Had eight points and five rebounds at Stanford
- Had two points vs. USC Upstate
- Had three points and six rebounds vs. William & Mary

2010-11 GAME-BY-GAME:

Opponent	GP-GS	FG-FGA	3FG-3FGA	FT-FTA	Off-Def	Total	A	TO	Blk	Stl	PF	Min	Pts
W&M	1-0	1-2	1-2	0-0	1-5	6	1	0	0	0	4	20	3
USC Upstate	2-0	1-5	0-2	0-0	0-1	1	1	0	0	0	0	24	2
at Stanford	3-0	3-4	2-2	0-0	1-4	5	0	2	0	0	2	15	8
vs. Washington	4-1	1-2	1-1	0-0	0-2	2	0	1	0	1	2	15	3
vs. Oklahoma	5-2	4-10	3-9	0-0	0-5	5	2	1	0	2	1	27	11
vs. Wichita St	6-3	4-5	3-4	0-0	1-4	5	0	1	1	1	3	33	11
at Minnesota	7-4	2-4	2-2	0-0	0-0	0	3	1	0	3	1	21	6
at Virginia Tech	DNP												
Radford	DNP												
Oregon	DNP												
Norfolk St	DNP												
Seattle	DNP												
Iowa State	8-5	2-6	0-3	0-0	5-4	9	0	0	0	0	3	23	4
LSU	9-6	3-4	2-2	0-0	1-4	5	1	1	1	1	3	24	8
Howard	10-7	0-1	0-0	0-0	0-0	0	0	0	0	0	0	4	0
N. Carolina	11-8	1-4	0-1	0-0	0-1	1	0	2	0	0	3	26	2
at Duke	12-9	2-7	0-4	0-0	0-2	2	0	1	0	0	1	14	4
at BC	13-10	0-1	0-1	0-0	0-0	0	0	0	0	0	2	6	0
Georgia Tech	14-10	2-3	0-0	1-1	0-0	0	0	1	0	2	1	15	5
Maryland	15-10	1-2	0-1	0-0	0-1	1	0	0	1	0	0	14	2
at Wake	16-10	0-0	0-0	0-0	1-1	2	1	1	0	0	3	7	0
Clemson	17-10	1-6	0-3	0-0	1-1	2	2	0	1	1	0	20	2
at Miami	18-10	1-1	1-1	0-0	0-0	0	0	0	0	0	2	18	3
at Florida St	DNP												
Duke	DNP												
Virginia Tech	DNP												
at Georgia Tech	19-10	2-3	1-1	0-0	0-1	1	0	0	0	0	1	7	5
Boston College	20-10	1-2	0-0	0-0	1-0	1	0	0	0	0	0	5	2
NC State	21-11	5-7	4-5	0-0	4-4	8	0	0	0	0	1	37	14
at Maryland	22-12	1-7	0-3	0-0	2-7	9	2	0	0	0	2	34	2
vs. Miami	23-13	1-3	1-1	0-0	0-0	0	0	1	0	0	1	25	3

SINGLE GAME BESTS

POINTS

Season: 14 vs. NC State (3/1/11)
Career: 18 vs. Cleveland State (11/25/09)
ACC: 14 vs. NC State (3/1/11)

REBOUNDS

Season: 9 vs. Iowa St (12/30/10), at Md. (3/5/11)
Career: 9 vs. Iowa St (12/30/10), at Md. (3/5/11)
ACC: 9 at Maryland (3/5/11)

FG MADE

Season: 5 vs. NC State (3/1/11)
Career: 7 vs. Cleveland State (11/25/09)
ACC: 5 vs. NC State (3/1/11)

FG ATTEMPTS

Season: 10 vs. Oklahoma (11/23/10)
Career: 10 vs. Oklahoma (11/23/10)
ACC: 9 at Wake Forest (1/23/10)

3 PT FG MADE

Season: 4 vs. NC State (3/1/11)
Career: 4 vs. Cleveland St (11/25/09), NCSU (3/1/11)
ACC: 4 vs. NC State (3/1/11)

3 PT FG ATTEMPTS

Season: 9 vs. Oklahoma (11/23/10)
Career: 9 vs. Oklahoma (11/23/10)
ACC: 5 at Wake (1/23/10), vs. NCSU (3/1/11)

FT MADE

Season: 1 vs. Georgia Tech (1/22/11)
Career: 2 at USF (11/16/09)
ACC: 1 at Clem (3/3/09), vs. GT (1/22/11)

FT ATTEMPTS

Season: 1 vs. Georgia Tech (1/22/11)
Career: 2 on five occasions
ACC: 2 at Clemson (3/3/09), vs. GT (1/13/10)

ASSISTS

Season: 3 at Minnesota (11/29/10)
Career: 3 at Minnesota (11/29/10)
ACC: 2 on three occasions

TURNOVERS

Season: 2 at Stan (11/18/10), vs. UNC (1/8/11)
Career: 3 vs. Florida State (2/17/10)
ACC: 3 vs. Florida State (2/17/10)

BLOCKS

Season: 1 on four occasions
Career: 1 on eight occasions
ACC: 1 on four occasions

STEALS

Season: 3 at Minnesota (11/29/10)
Career: 3 vs. Cleve St (11/25/09), at Minn (11/29/10)
ACC: 2 on four occasions

MINUTES

Season: 37 vs. NC State (3/1/11)
Career: 37 vs. NC State (3/1/11)
ACC: 37 vs. NC State (3/1/11)

CAREER STATISTICS

Year	G-GS	Min-Avg.	FG-FGA	Pct.	3FG-3FGA	Pct.	FT-FTA	Pct.	Off-Def.	Reb-Avg.	PF-DQ	Ast	TO	Blk	Stl	Pts-Avg
2007-08	7-0	12-1.7	3-3	1.000	1-1	1.000	0-0	.000	1-2	3-0.4	3-0	1	0	0	1	7-1.0
ACC	1-0	1-1.0	0-0	.000	0-0	.000	0-0	.000	0-0	0-0.0	0-0	0	0	0	0	0-0.0
2008-09	10-0	19-1.9	0-3	.000	0-1	.000	1-2	.500	2-1	3-0.3	2-0	1	2	0	0	1-0.1
ACC	5-0	5-1.0	0-1	.000	0-1	.000	1-2	.500	0-0	0-0.0	1-0	0	0	0	0	1-0.2
2009-10	30-7	462-15.4	35-93	.376	15-53	.283	4-8	.500	38-52	90-3.0	61-1	15	19	4	16	89-3.0
ACC	16-1	232-14.5	16-50	.320	5-28	.179	0-2	.000	21-23	44-2.8	36-1	5	12	2	9	37-2.3
2010-11	23-13	434-18.9	39-89	.438	21-48	.438	1-1	1.000	18-47	65-2.8	36-0	13	13	4	11	100-4.3
ACC	12-5	203-16.9	17-43	.395	6-20	.300	1-1	1.000	9-18	27-2.3	16-0	5	5	2	3	41-3.4
CAREER	70-20	927-13.2	77-188	.410	37-103	.359	6-11	.545	59-102	161-2.3	102-1	30	34	8	28	197-2.8
ACC	34-6	441-13.0	33-94	.351	11-49	.224	2-5	.400	30-41	71-2.1	53-1	10	17	4	12	79-2.3

SAMMY ZEGLINSKI

#13



Junior • Guard • 6-1 • 185 • Philadelphia, Pa. • The William Penn Charter School

2010-11 SEASON:

- Had 13 points vs. Miami in the ACC Tournament
- Had a career-high 25 points (7-11 FG, 6-7 3FG) at Maryland (3/5)
- Had 10 points, five assists and four rebounds vs. NC State
- Had eight points and four rebounds at Georgia Tech (2/23)
- Had 10 points and five assists vs. Virginia Tech (2/19)
- Had 19 points at Florida State
- Had 11 points, five rebounds, four assists and a career-high three blocks at Miami (2/5)
- Had 12 points and five rebounds vs. Clemson
- Had 11 points and four assists at Wake Forest
- Had six points vs. Georgia Tech (1/22)
- Had six points and six rebounds at Boston College (1/19)
- Had eight points at #1 Duke (1/15)
- Had eight points, four rebounds, two assists and two steals vs. Howard
- Had nine points, two assists and three steals vs. Seattle in his first start of the season
- Had six points and two assists vs. Norfolk State
- Had 12 points, four rebounds, four assists and two steals vs. Oregon
- Had two assists and two steals vs. Radford
- Had three assists at Virginia Tech in his season debut (12/5)
- Had an operation on Oct. 19 involving cartilage work on his left knee and missed the first seven games of the season

2010-11 GAME-BY-GAME:

Opponent	GP-GS	FG-FGA	3FG-3FGA	FT-FTA	Off-Def	Total	A	TO	Blk	Stl	PF	Min	Pts
W&M	DNP												
USC Upstate	DNP												
at Stanford	DNP												
vs. Washington	DNP												
vs. Oklahoma	DNP												
vs. Wichita St	DNP												
at Minnesota	DNP												
at Virginia Tech	1-0	0-3	0-2	0-0	0-0	0	3	0	0	1	0	15	0
Radford	2-0	0-3	0-3	0-0	0-0	0	2	0	0	2	2	12	0
Oregon	3-0	4-7	3-5	1-2	0-4	4	4	0	0	2	0	22	12
Norfolk St	4-0	2-9	2-9	0-1	0-2	2	2	2	0	0	0	25	6
Seattle	5-1	3-11	1-7	2-3	0-4	4	2	0	0	3	3	22	9
Iowa State	6-1	1-3	1-3	0-0	2-3	5	0	2	0	0	1	13	3
LSU	7-1	0-3	0-2	0-0	0-1	1	0	2	0	0	0	15	0
Howard	8-1	3-7	2-4	0-0	0-4	4	2	1	0	2	1	28	8
N. Carolina	9-1	1-2	1-1	0-0	0-0	0	1	3	0	1	2	10	3
at Duke	10-1	2-6	0-2	4-5	1-2	3	1	0	0	0	1	18	8
at BC	11-1	2-8	2-7	0-0	1-5	6	3	0	0	1	0	27	6
Georgia Tech	12-1	2-5	2-2	0-0	0-1	1	1	0	0	2	2	20	6
Maryland	13-1	1-4	1-3	0-0	0-2	2	3	1	0	2	0	26	3
at Wake	14-1	4-8	3-6	0-1	1-2	3	4	0	0	0	4	24	11
Clemson	15-2	4-10	4-7	0-0	0-5	5	2	4	0	3	3	35	12
at Miami	16-3	4-8	3-6	0-0	0-5	5	4	2	3	0	5	30	11
at Florida St	17-4	7-16	5-11	0-0	1-1	2	2	3	0	2	3	33	19
Duke	18-5	1-7	0-2	0-0	1-4	5	4	0	0	2	2	35	2
Virginia Tech	19-6	3-8	3-5	1-2	1-1	2	5	1	0	1	1	36	10
at Georgia Tech	20-7	3-6	2-5	0-0	0-4	4	1	1	0	1	2	34	8
Boston College	21-8	1-10	1-7	0-0	0-5	5	0	1	0	3	3	36	3
NC State	22-9	3-11	1-5	3-4	1-3	4	5	1	0	1	2	34	10
at Maryland	23-10	7-11	6-7	5-7	1-4	5	3	1	0	2	3	31	25
vs. Miami	24-11	5-11	3-8	0-3	0-2	2	0	4	1	1	4	33	13

SINGLE GAME BESTS

POINTS

Season: 25 at Maryland (3/5/11)
Career: 25 at Maryland (3/5/11)
ACC: 25 at Maryland (3/5/11)

REBOUNDS

Season: 6 at Boston College (1/19/11)
Career: 8 on three occasions
ACC: 8 at NCSU (1/9/10), at Clemson (2/20/10)

FG MADE

Season: 7 at FSU (2/12/11), at Md. (3/5/11)
Career: 8 vs. Liberty (11/25/08), vs. BC (3/11/10)
ACC: 7 at FSU (2/12/11), at Md. (3/5/11)

FG ATTEMPTS

Season: 16 at Florida State (2/12/11)
Career: 16 at Florida State (2/12/11)
ACC: 16 at Florida State (2/12/11)

3 PT FG MADE

Season: 6 at Maryland (3/5/11)
Career: 6 vs. Liberty (11/25/08), at Md. (3/5/11)
ACC: 6 at Maryland (3/5/11)

3 PT FG ATTEMPTS

Season: 11 at Florida State (2/12/11)
Career: 11 at Florida State (2/12/11)
ACC: 11 at Florida State (2/12/11)

FT MADE

Season: 5 at Maryland (3/5/11)
Career: 5 at Maryland (3/5/11)
ACC: 5 at Maryland (3/5/11)

FT ATTEMPTS

Season: 7 at Maryland (3/5/11)
Career: 8 vs. Florida State (1/24/09)
ACC: 8 vs. Florida State (1/24/09)

ASSISTS

Season: 5 vs. VT (2/19/11), NCSU (3/1/11)
Career: 8 at Virginia Tech (1/10/09)
ACC: 8 at Virginia Tech (1/10/09)

TURNOVERS

Season: 4 vs. Clemson (2/2/11), vs. Miami (3/10/11)
Career: 6 vs. Clemson (2/15/09)
ACC: 6 vs. Clemson (2/15/09)

BLOCKS

Season: 3 at Miami (2/5/11)
Career: 3 at Miami (2/5/11)
ACC: 3 at Miami (2/5/11)

STEALS

Season: 3 on three occasions
Career: 5 vs. Florida State (1/24/09)
ACC: 5 vs. Florida State (1/24/09)

MINUTES

Season: 36 vs. VT (2/19/11), BC (2/26/11)
Career: 40 vs. Virginia Tech (1/28/10)
ACC: 40 vs. Virginia Tech (1/28/10)

CAREER STATISTICS

Year	G-GS	Min-Avg.	FG-FGA	Pct.	3FG-3FGA	Pct.	FT-FTA	Pct.	Off-Def.	Reb-Avg.	PF-DQ	Ast	TO	Blk	Stl	Pts-Avg
2007-08	8-0	62-7.8	3-12	.250	1-7	.143	0-2	.000	3-6	9-1.1	8-0	15	9	1	3	7-0.9
ACC	--															
2008-09	28-15	669-23.9	82-213	.385	33-105	.314	20-35	.571	9-57	66-2.4	68-2	84	70	2	36	217-7.8
ACC	16-7	362-22.6	32-101	.317	12-56	.214	6-16	.375	6-27	33-2.1	33-0	44	37	0	18	82-5.1
2009-10	31-29	899-29.0	94-252	.373	61-162	.377	27-34	.794	12-107	119-3.8	63-0	80	57	8	38	276-8.9
ACC	16-14	461-28.8	38-128	.297	24-83	.289	15-18	.833	6-61	67-4.2	30-0	41	23	3	14	115-7.2
2010-11	24-11	614-25.6	63-177	.356	46-119	.387	16-28	.571	10-64	74-3.1	44-1	54	29	4	32	188-7.8
ACC	16-9	444-27.8	45-123	.366	34-78	.436	13-19	.684	8-44	52-3.3	33-1	42	18	3	22	137-8.6
CAREER	91-55	2244-24.7	242-654	.370	141-393	.359	63-99	.636	34-234	268-2.9	183-3	233	165	15	109	688-7.6
ACC	48-30	1267-26.4	115-352	.327	70-217	.323	34-53	.642	20-132	152-3.2	96-1	127	78	6	54	334-7.0